



2011-12 PENN STATE LADY LION BASKETBALL

WOMEN'S BASKETBALL CONTACT:
 Kristina Petersen
 Twitter: @ladylionsid
 Website: www.GoPSUsports.com
 Email: kap18@psu.edu
 Cell: 814-883-4581
 Office: 814-865-1757

Penn State Athletic Communications: 101D Bryce Jordan Center, University Park, PA 16802 ♦ Office: 814-865-1757 ♦ Fax: 814-863-3165

SCHEDULE/RESULTS

| NOVEMBER | |
|-----------|---|
| Sat. 5 | BLOOMSBURG (exh.).....W, 101-81 Lady Lion Classic (University Park, Pa.) |
| Fri. 11 | WASHINGTON STATE..... W, 72-60 |
| Sun. 13 | MIDDLE TENN. (BTN.com)... W, 65-49 |
| Thurs. 17 | at DelawareL, 71-80 |
| Sun. 20 | at South Carolina (SportSouth).W, 55-50 John Ascuaga's Nugget Classic (Reno, Nev.) |
| Fri. 25 | vs. Iowa StateW, 66-59 |
| Sat. 26 | at NevadaW, 103-65 |

Big Ten/ACC Challenge

| | |
|---------|-------------------------------------|
| Wed. 30 | #14/13 N. CAROLINA (BTN)..W, 103-84 |
|---------|-------------------------------------|

DECEMBER

Big 12/Big Ten Challenge

| | |
|---------|--------------------------------------|
| Sat. 3 | at #19/25 Texas Tech.....L, 66-70 |
| Tues. 6 | VIRGINIA TECH (BTN.com).. W, 66-28 |
| Sun. 11 | UMES (BTN.com)..... W, 76-51 |
| Sun. 18 | WAGNER (BTN.com)W, 103-42 |
| Wed. 21 | at Bucknell.....W, 78-54 |
| Fri. 30 | #23/RV NEBRASKA *(BTN.com). L, 63-71 |

JANUARY

| | |
|-----------|---|
| Mon. 2 | at Wisconsin *W, 82-49 |
| Sat. 7 | MICHIGAN STATE *(CBS)..... L, 65-75 |
| Thurs. 12 | MICHIGAN *(BTN) W, 78-63 |
| Sun. 15 | at #15/23 Nebraska *(BTN.com).W, 93-73 |
| Thurs. 19 | at Illinois *(BTN.com).....W, 71-65 |
| Sun. 22 | IOWA *(ESPN2) W, 68-52 |
| Thurs. 26 | at Michigan *(BTN.com).....W, 77-56 |
| Sun. 29 | at Michigan State *(ESPN2).....L, 77-83 |

FEBRUARY

| | |
|-----------|--------------------------------------|
| Thurs. 2 | INDIANA *(BTN.com) 7 p.m. |
| Sun. 5 | at Minnesota *(BTN.com) 3 p.m. |
| Thurs. 9 | WISCONSIN *(BTN.com) 7 p.m. |
| Sun. 12 | at Northwestern *(BTN) 1 p.m. |
| Thurs. 16 | at Purdue *(BTN) 6 p.m. |
| Mon. 20 | OHIO STATE *(ESPN2)..... 7 p.m. |

WBCA Pink Zone at Penn State

| | |
|---------|-------------------------------|
| Sun. 26 | MINNESOTA *(BTN) 2 p.m. |
|---------|-------------------------------|

MARCH

| | |
|------------------|-----------------------------------|
| Thur.-Sun. 1-4 | Big Ten Tournament (Indianapolis) |
| Sat.-Tues. 17-20 | NCAA Tourn. 1st & 2nd Round |
| Sat.-Tues. 24-27 | NCAA Tournament Regionals |

APRIL

| | |
|----------------|---------------------------------|
| Sun./Tues. 1/3 | NCAA Final Four (Denver, Colo.) |
|----------------|---------------------------------|

BOLD CAPS indicates home game.

* - indicates Big Ten game.

All times are Eastern Time.

BTN - Big Ten Network



BTN.com - BigTenNetwork.com

Schedule subject to change. Please visit www.GoPSUsports.com

for up-to-date tip times.

Game #22: Indiana at #19/21 Penn State

Thurs., Feb. 2 ▶ 7 p.m. ▶ Bryce Jordan Center ▶ University Park, Pa.

|  |  | SETTING THE SCENE |
|---|--|--|
| Penn State Lady Lions | Indiana Hoosiers | The Indiana Game |
| Record: 16-5, 6-3 Big Ten | Record: 5-17, 0-9 Big Ten | Series: Penn State leads 27-9 |
| Last Game: MSU 83, PSU 77 (1/29) | Last Game: Northwestern 68, IU 61 (1/29) | Last Meeting: PSU 80, Indiana 77 (2/13/11) |
| Head Coach: Coquese Washington | Head Coach: Felisha Legette-Jack | Streak: Penn State - 2 wins |
| Career Record: 82-65 (5th yr.) | Career Record: 140-156 (10th yr.) | Television: none |
| Record at PSU: 82-65 (5th yr.) | Record at IU: 86-93 (6th yr.) | Radio: The game is on the Penn State Sports Network and ESPN Radio 1450 locally with Jerry Fisher and Brian Tripp calling the action. The audio feed is available at www.GoPSUsports.com . |
| Statistical Leaders | Statistical Leaders | Webstream: BTN.com |
| Points Maggie Lucas (19.8) | Points Jasmine McGhee (13.1) | Live Stats: GoPSUsports.com |
| Rebounds Nikki Greene (8.1) | Rebounds Sasha Chaplin (6.4) | |
| Assists Alex Bentley (5.3) | Assists Andrea Newbauer (3.5) | |

GAME DAY INFORMATION

SCOUTING INDIANA

The Hoosiers are 5-17 overall and 0-9 in Big Ten play. Jasmine McGhee is one of two Indiana players averaging double figures at a 13.1 scoring mark. She also contributes 6.0 rebounds per outing. Aulani Sinclair accounts for 12.2 points per game and has a team-best 43 three-pointers.

ALL-TIME VS. THE HOOSIERS

The Lady Lions are 27-9 all-time against Indiana, but are just 4-6 in the last 10 games versus the Hoosiers. Penn State is 15-2 in home games all-time against IU. The Lady Lions swept the season series from the Hoosiers last year with an 82-69 win at home and an 80-77 win in Bloomington.

LAST TIME VS. IU

The Lady Lions used a furious 18-5 run in the final six minutes of the game to erase a double-digit deficit en route to an 80-77 win over Indiana on Feb. 13, 2011. **Julia Trogele** found **Nikki Greene** under the basket for the layup to give the Lady Lions a 78-77 lead with 40 seconds left. Trogele had a solid all-around performance as she was 7-for-8 from the field en route to 15 points, seven rebounds and a career-high 11 assists.

STORYLINES

- ✓ The Penn State Lady Lions will host the Sixth Annual WBCA Pink Zone at Penn State game against Minnesota on Sunday, Feb. 26 at 2 p.m. on the Big Ten Network.
- ✓ Point guard **Alex Bentley** was named to the John R. Wooden Award Midseason Top 20 list.
- ✓ Sophomore guard **Maggie Lucas** turned in her 12th game with 20 or more points with 21 markers in the win at Michigan State Jan. 29.
- ✓ In her first full action in three games, junior forward **Mia Nickson** returned with a strong performance featuring a season-high 18 points.
- ✓ With a pair of assists at Michigan State Jan. 29, junior guard **Alex Bentley** moved into the Top 10 on PSU's career assists chart with 411 helpers.
- ✓ Junior center **Nikki Greene** is 19th on Penn State's career rebounding chart (635).
- ✓ Penn State is 19th in the Associated Press poll and 21st in the ESPN/USA Today Coaches Poll.
- ✓ The Lady Lions were picked to finish first in the Big Ten in a vote of the coaches and media.
- ✓ Bentley was selected as the Big Ten Preseason Player of the Year in a vote of the league's coaches and media.

UP NEXT

The Lady Lions hit the road again for a Super Bowl Sunday matchup at Minnesota before returning the BJC to face Wisconsin on Thursday, Feb. 9. The Wisconsin game is a Dollar Dog Night at 7 p.m.



2011-12 ROSTER

PENN STATE LADY LIONS

| No. | Name | Pos. | Cl./Elg. | Ht. | Hometown/High School (Previous School) |
|-----|----------------------|------|----------|------|--|
| 2 | Dara Taylor | G | Jr./Jr.# | 5-8 | Wilmington, Del./Caravel Academy (Maryland) |
| 5 | Talia East * | F/C | So./So. | 6-3 | Philadelphia, Pa./Friends' Central School |
| 12 | Zhaque Gray *** | G | Sr./Sr. | 5-8 | Chicago, Ill./Prep John Hope |
| 15 | Renee Womack *** | G | Sr./Sr. | 5-10 | Lansdale, Pa./Methacton |
| 20 | Alex Bentley ** | G | Jr./Jr. | 5-7 | Indianapolis, Ind./Ben Davis |
| 23 | Ariel Edwards * | F | So./So. | 6-2 | Elmont, N.Y./Christ the King |
| 24 | Mia Nickson * | F | Sr./Jr. | 6-2 | Ashburn, Va./Notre Dame Acad. (Boston College) |
| 25 | Gizelle Studevent ** | G | Jr./Jr. | 5-11 | La Jolla, Calif./The Bishop's School |
| 33 | Maggie Lucas * | G | So./So. | 5-10 | Narberth, Pa./Germantown Academy |
| 40 | Marisa Wolfe ** | F | Jr./Jr. | 6-2 | Ford City, Pa./Ford City |
| 44 | Tori Waldner | F | Fr./Fr. | 6-5 | Milton, Ga./Milton |
| 54 | Nikki Greene ** | F/C | Jr./Jr. | 6-4 | Diboll, Texas/Diboll |

Head Coach: Coquese Washington (Notre Dame '92)

Assistant Coaches: Fred Chmiel, Kia Damon, Maren Walseth

Captains: Mia Nickson, Marisa Wolfe

* Indicates letters earned # - Taylor will sit out the 2011-12 season due to NCAA transfer rules.

INDIANA HOOSIERS

| No. | Name | Pos. | Cl. | Ht. | Hometown/High School (Previous School) |
|-----|-------------------|------|--------|------|---|
| 1 | Alisha Goodwin | G | Sr. | 5-8 | Belleville, Ill./Althoff Catholic (Jefferson Coll.) |
| 4 | Linda Rubene | F | Jr. | 6-3 | Gulbene, Latvia/ (Iowa Western C.C.) |
| 11 | Andrea Newbauer | G | So. | 5-9 | Ft. Wayne, Ind./Concordia |
| 12 | Kristiana Stauere | C | So. | 6-4 | Riga, Latvia/Riga State Gymnasium No. 1 |
| 13 | Candyce Ussery | G | Fr. | 5-8 | St. Louis, Mo./Hazelwood Central |
| 21 | Danilsa Andujar | F | Sr. | 6-2 | Miramar, Fla./Dillard |
| 22 | Sasha Chaplin | C | RS Jr. | 6-4 | St. Petersburg, Fla./St. Petersburg Catholic |
| 24 | Aulani Sinclair | F | Jr. | 6-1 | Eminence, Ind./Eminence |
| 32 | Jasmine McGhee | G | Jr. | 5-11 | Anderson, Ind./Anderson (Vincennes Univ.) |
| 34 | Georgie Jones | F | Sr. | 6-2 | St. Paul, Minn./Central (Marquette) |
| 40 | Quaneisha McCurdy | C | Fr. | 6-6 | Dalton, Ga./Dalton |
| 44 | Simone Deloach | C | So. | 6-3 | Round Rock, Texas/Round Rock |
| 55 | Milika Taufu | F | So. | 6-0 | Lahaina, Hawaii/Lahainaluna |

Head Coach: Felisha Legette-Jack

Associate Head Coach: Jose Mori

Assistant Coaches: Whitney Thomas, Charlene Thomas-Swinson

TEAM COMPARISON

| PENN STATE | | INDIANA | |
|---------------|--------------------|----------------|--|
| Lucas (19.8) | Scoring Leader | McGhee (13.1) | |
| Greene (8.1) | Rebounding Leader | Chaplin (6.4) | |
| Bentley (5.3) | Assist Leader | Newbauer (3.5) | |
| Bentley (3.0) | Steals Leader | McGhee (1.2) | |
| Greene (1.3) | Blocks Leader | McCurdy (1.3) | |
| 76.1 | Scoring Offense | 57.7 | |
| 60.9 | Scoring Defense | 66.7 | |
| +15.2 | Scoring Margin | -9.0 | |
| 44.1 | Rebounds Per Game | 42.0 | |
| +5.0 | Rebound Margin | -0.7 | |
| 13.4 | Assists Per Game | 10.3 | |
| 9.1 | Steals Per Game | 8.2 | |
| .444 | Field Goal Pct. | .349 | |
| .338 | FG Defense Pct. | .381 | |
| .366 | 3-pt. FG Pct. | .286 | |
| .275 | 3-pt. FG Pct. Def. | .295 | |
| .726 | Free Throw Pct. | .637 | |
| 0.9 | Assist/Turnover | 0.5 | |
| Lost 1 | W/L Streak | Lost 9 | |

SERIES HISTORY

| | | |
|-------------------|----------------|-------------|
| Overall: | PSU leads 27-9 | |
| Last meeting: | Feb. 13, 2011 | |
| Last result: | PSU, 80-77 | |
| Current streak: | PSU - 2 wins | |
| Last 10: | PSU, 4-6 | |
| Last 10 meetings: | | |
| 1/1/06 | H | L, 50-54 |
| 2/9/06 | A | L, 43-58 |
| 2/25/07 | H | W, 78-68 |
| 3/2/08 | A | L, 67-79 |
| 1/11/09 | H | L, 77-84 |
| 1/29/09 | A | L, 55-65 |
| 1/10/10 | H | W/OT, 77-71 |
| 2/28/10 | A | L, 68-77 |
| 1/23/11 | H | W, 82-69 |
| 2/13/11 | A | W, 80-77 |

QUICK FACTS

THE UNIVERSITY

Location: University Park, Pa.
 Founded: 1855
 Enrollment: 44,485
 Colors: Blue & White
 Nickname: Lady Lions
 Conference: Big Ten
 President: Dr. Rodney Erickson
 Director of Athletics: Tim Curley
 Acting Director of Athletics: Dr. David Joyner
 Senior Woman Administrator: Charmelle Green
 Facility (cap.): Bryce Jordan Center (15,261)
 All-Time Record at BJC: 183-49 (16 seasons)

ATHLETIC COMMUNICATIONS

WBB Contact: Kristina Petersen
 Phone/Fax: (814) 865-1757/(814) 863-3165
 E-mail: kap18@psu.edu
 Address: 101-D Bryce Jordan Center
 University Park, Pa. 16802
 Press Row Phone: 814-863-3294
 Website: www.GoPSUsports.com
 Twitter: @ladylionsid

TEAM INFORMATION

2011-12 Record: 16-5
 Home: 8-2 Away: 7-3 Neutral: 1-0
 Big Ten Record: 6-3
 Home: 2-2 Away: 4-1
 Letterwinners Returning/Lost: 10/1
 Starters Returning/Lost: 4/1
 Big Ten Tournament: Runner-up
 Postseason: NCAA Second Round

THE HISTORY

First Year of Women's Basketball: 1965
 All-Time Record: 821-378 (47 seasons)
 All-Time Big Ten Rec.: 210-113 (19 seasons)
 NCAA Tournament Appearances: 22
 NCAA Tournament Record: 27-22

WOMEN'S BASKETBALL

Head Coach: Coquese Washington
 Alma Mater: Notre Dame '92
 Overall Record: 82-65 (fifth season)
 School Record: 82-65 (fifth season)
 Basketball Office Phone: 814-863-2672
 Best Time To Reach Coach: Through SID
 Assistant Coaches (Alma Mater):
 Fred Chmiel (Excelsior College)
 Kia Damon (Millersville '97)
 Maren Walseth (Penn State '02)
 Twitter: @pennstatewbb
 Facebook: facebook.com/pennstateladylions

PRONUNCIATIONS

Coquese ko-KWEES
 Chmiel shuh-MEAL
 Maren Walseth MARR-en WALL-seth
 Zhaque Jacque-QWAY
 Gizelle Studevent juh-ZELL STEW-duh-vent
 Talia tah-LEE-uh
 Ariel AIR-e-I
 Dara DAR-uh



STANDINGS (thru games of 1/30)

| Team | Big Ten | | | Overall | | |
|-------------------|----------|----------|-------------|-----------|----------|-------------|
| | W | L | Pct. | W | L | Pct. |
| Purdue | 8 | 1 | .889 | 18 | 4 | .818 |
| Ohio State | 7 | 2 | .778 | 20 | 2 | .909 |
| Nebraska | 7 | 2 | .778 | 18 | 3 | .857 |
| PENN STATE | 6 | 3 | .667 | 16 | 5 | .762 |
| Michigan | 5 | 4 | .556 | 16 | 6 | .727 |
| Michigan State | 5 | 4 | .556 | 13 | 9 | .591 |
| Iowa | 4 | 5 | .444 | 12 | 10 | .545 |
| Minnesota | 4 | 5 | .444 | 12 | 11 | .522 |
| Wisconsin | 4 | 5 | .444 | 8 | 13 | .381 |
| Northwestern | 3 | 6 | .333 | 13 | 9 | .591 |
| Illinois | 1 | 8 | .111 | 7 | 15 | .318 |
| Indiana | 0 | 9 | .000 | 5 | 17 | .227 |

BIG TEN SCHEDULE

FEBRUARY 2

| | |
|--------------------------|-----------|
| Northwestern at Michigan | 6:30 p.m. |
| Indiana at Penn State | 7 p.m. |
| Nebraska at Purdue | 7 p.m. |
| Iowa at Wisconsin | 8 p.m. |
| Minnesota at Illinois | 8:30 p.m. |

FEBRUARY 5

| | |
|----------------------------|--------|
| Illinois at Purdue | 2 p.m. |
| Iowa at Indiana | 3 p.m. |
| Michigan State at Michigan | 3 p.m. |
| Penn State at Minnesota | 3 p.m. |

FEBRUARY 6

| | |
|-------------------------|-----------|
| Wisconsin at Ohio State | 7:30 p.m. |
|-------------------------|-----------|

All times are Eastern.

PROJECTED STARTERS



12 ZHAQUE GRAY G
Sr., 5-8, Chicago, Ill.
10.5 pts., 3.0 rebs., 1.6 asst., .349 3FG%

Notes: Scored all nine of her points in the last 8:12 at Illinois ... Was 7-for-11 from the field en route to 16 points & 6 rebounds at Nebraska ... Was 6-for-12 from the field en route to 15 pts. vs. Michigan.



20 ALEX BENTLEY G
Jr., 5-7, Indianapolis, Ind.
14.9 ppg, 5.3 apg, 3.0 spg, .455 FG%

Notes: Tallied 18 points and 8 assists in win at Michigan ... Posted 21 points, 7 rebounds & 6 steals vs. Iowa ... Had 15 pts. & 4 assts. at Illinois ... Wade Trophy, Naismith Award & Wooden Award watch lists.



33 MAGGIE LUCAS G
So., 5-10, Narberth, Pa.
19.8 ppg, 4.6 rpg, .406 3FG%, .867 FT%

Notes: Registered 21 points via a 9-for-14 shooting effort at MSU ... Posted 11th 20-point game of the season with 23 pts. & 8 rebs. at Michigan ... Naismith Award watch list.



24 MIA NICKSON F
Jr., 6-2, Ashburn, Va.
6.1 ppg, 7.3 rpg, .366 FG%

Notes: Had season-high 18 pts. with 6 rebs. at Michigan State ... Earned 2nd double-double with 12 pts. & 10 rebs. at Nebraska ... Tallied 6 pts. & 8 rebs. in win over Michigan.



54 NIKKI GREENE C
Jr., 6-4, Diboll, Texas
9.5 ppg, 8.1 rpg, 1.3 bpg, .507 FG%

Notes: Scored 10 points with five rebounds in 15 min. at MSU ... Notched 1st double-double of the season with 13 pts. & 11 rebs. at Michigan ... Pulled in 13 rebounds vs. Iowa.

LAST TIME OUT: The Lady Lions had their five-game winning snapped in a tough 83-77 loss at Michigan State Sunday. Sophomore guard **Maggie Lucas** was 9-for-13 from the field on the way to 21 points for her 12th 20-point game of the season, while junior forward **Mia Nickson** added a season-high 18 points via an 8-for-9 effort from the free throw line. In addition to her 21-point effort, Lucas had three rebounds and a pair of assists in a full 40 minutes. Nickson also hauled in six rebounds, a had a steal and an assist. Junior center **Nikki Greene** also reached double figures with 10 points.

SCOUTING INDIANA: The Hoosiers are 5-17 overall and 0-9 in Big Ten play. Jasmine McGhee is one of two Indiana players averaging double figures at a 13.1 scoring mark. She also contributes 6.0 rebounds per outing. Aulani Sinclair accounts for 12.2 points per game and has a team-best 43 three-pointers. Sasha Chaplin leads active players in rebounding (6.4) and is third in scoring (7.8).

ALL-TIME VS. THE HOOSIERS: The Lady Lions are 27-9 all-time against Indiana, but are just 4-6 in the last 10 games versus the Hoosiers. Penn State is 15-2 in home games all-time against IU. The Lady Lions swept the season series from the Hoosiers last year with an 82-69 win at home and an 80-77 win in Bloomington.

WHAT'S AT STAKE

A Penn State Win Would:

- Make Penn State 17-5 on the season.
- Improve the Lady Lions to 7-3 in Big Ten play.
- Make Penn State 28-9 all-time vs. Indiana.
- Make the Lady Lions 16-2 in home games vs. IU.

LAST TIME VS. IU: The Lady Lions used a furious 18-5 run in the final six minutes of the game to erase a double-digit deficit en route to an 80-77 win over Indiana on Feb. 13, 2011. **Julia Trogele** found **Nikki Greene** under the basket for the layup to give the Lady Lions a 78-77 lead with 40 seconds left. Trogele had a solid all-around performance as she was 7-for-8 from the field en route to 15 points, seven rebounds, a career-high 11 assists, four steals and two blocked shots. It was her fifth double-double of the season and the ninth of her career.

PINK ZONE GAME TIME: The Penn State Lady Lions will host the Sixth Annual WBCA Pink Zone at Penn State game against Minnesota on Sunday, Feb. 26 at 2 p.m. The game will be televised live on the Big Ten Network.

LAST TIME VS. INDIANA FEB. 13, 2011 • BLOOMINGTON, IND.

| No. | Player | Total | | | | | 3 Pt | | | | | Rebounds | | | | | | | | | | | | | | | | | | | | | | | | | | | | | | | | | | | | | | | | | | | | | | | | | | | | | | | | | | | | |
|--|--------------------|--|----|-----------------|---|-------------------|-------|------|---|-------|----|-----------|----|--------|---|----|-------|-----|---|-------|----|-------|---|----|------|----|-------|-----|---|-------|----|-------|--|--|----------------|--|-------|--|--|-----|--|--------|--|--|-------|--|----------|--|--|-----------|--|-------|--|--|-------|--|-----|-------|--|--|--|-----|-------|--|--|--|--|-------|--|--|--|--|
| | | F | R | A | P | FT | F | R | A | P | FT | F | R | A | P | FT | | | | | | | | | | | | | | | | | | | | | | | | | | | | | | | | | | | | | | | | | | | | | | | | | | | | | | | | |
| 24 | Nickson, Mia | 1 | 4 | 7 | 0 | 0 | 4 | 5 | 1 | 0 | 1 | 12 | 1 | 2 | 0 | 1 | 31 | | | | | | | | | | | | | | | | | | | | | | | | | | | | | | | | | | | | | | | | | | | | | | | | | | | | | | | |
| 54 | Greene, Nikki | 1 | 4 | 9 | 0 | 0 | 0 | 3 | 4 | 7 | 3 | 8 | 0 | 2 | 0 | 1 | 16 | | | | | | | | | | | | | | | | | | | | | | | | | | | | | | | | | | | | | | | | | | | | | | | | | | | | | | | |
| 11 | Trogele, Julia | 0 | 7 | 8 | 1 | 1 | 0 | 0 | 1 | 6 | 7 | 2 | 13 | 1 | 2 | 4 | 30 | | | | | | | | | | | | | | | | | | | | | | | | | | | | | | | | | | | | | | | | | | | | | | | | | | | | | | | |
| 12 | Gray, Zhaque | 0 | 3 | 3 | 2 | 2 | 0 | 0 | 1 | 1 | 4 | 0 | 2 | 1 | 0 | 0 | 22 | | | | | | | | | | | | | | | | | | | | | | | | | | | | | | | | | | | | | | | | | | | | | | | | | | | | | | | |
| 20 | Bentley, Alex | 0 | 5 | 13 | 1 | 4 | 1 | 2 | 0 | 2 | 3 | 12 | 8 | 4 | 0 | 3 | 35 | | | | | | | | | | | | | | | | | | | | | | | | | | | | | | | | | | | | | | | | | | | | | | | | | | | | | | | |
| 26 | Clark, Tasha | 0 | 2 | 2 | 0 | 0 | 0 | 1 | 1 | 2 | 1 | 4 | 0 | 2 | 0 | 9 | | | | | | | | | | | | | | | | | | | | | | | | | | | | | | | | | | | | | | | | | | | | | | | | | | | | | | | | |
| 15 | Wornack, Ronco | 1 | 2 | 2 | 0 | 0 | 0 | 1 | 1 | 2 | 0 | 0 | 0 | 1 | 0 | 17 | | | | | | | | | | | | | | | | | | | | | | | | | | | | | | | | | | | | | | | | | | | | | | | | | | | | | | | | |
| 23 | Edwards, Ariel | 0 | 1 | 1 | 0 | 0 | 0 | 0 | 0 | 0 | 0 | 0 | 0 | 0 | 0 | 5 | | | | | | | | | | | | | | | | | | | | | | | | | | | | | | | | | | | | | | | | | | | | | | | | | | | | | | | | |
| 25 | Stalweert, Gizelle | 0 | 0 | 0 | 0 | 0 | 0 | 0 | 0 | 0 | 0 | 0 | 0 | 0 | 0 | 1 | | | | | | | | | | | | | | | | | | | | | | | | | | | | | | | | | | | | | | | | | | | | | | | | | | | | | | | | |
| 33 | Lucas, Maggie | 0 | 14 | 19 | 0 | 0 | 0 | 0 | 0 | 0 | 0 | 1 | 16 | 2 | 1 | 34 | | | | | | | | | | | | | | | | | | | | | | | | | | | | | | | | | | | | | | | | | | | | | | | | | | | | | | | | |
| Team | | 1 | | | | | 0 | | | | | 1 | | | | | | | | | | | | | | | | | | | | | | | | | | | | | | | | | | | | | | | | | | | | | | | | | | | | | | | | | | | | |
| Totals | | 32-69 | | | | | 11-19 | | | | | 5-7 | | | | | 12 | | | | | 21 | | | | | 33 | | | | | 16 | | | | | 80 | | | | | 24 | | | | | 15 | | | | | 3 | | | | | 11 | | | | | 200 | | | | | | | | | | |
| FG % 1st half: | | 12-25 | | | | | 40.2% | | | | | 2nd half: | | | | | 20-33 | | | | | 60.6% | | | | | Game: | | | | | 32-69 | | | | | 54.2% | | | | | Double | | | | | Rebounds | | | | | 0 | | | | | | | | | | | | | | | | | | | | |
| 3Pt % 1st half: | | 3-8 | | | | | 37.5% | | | | | 2nd half: | | 0-11 | | | 0.0% | | | Game: | | | | | 3-17 | | | | | 17.6% | | | | | FT % 1st half: | | | | | 3-4 | | | | | 75.0% | | | | | 2nd half: | | 2-3 | | | 66.7% | | | Game: | | | | | 5-7 | | | | | 71.4% | | | | |
| Indiana 77 • 10-15, 3-10 | | Total | | 3 Pt | | Rebounds | | FG % | | 3Pt % | | FT % | | A | | T | | R | | S | | P | | B | | St | | Min | | | | | | | | | | | | | | | | | | | | | | | | | | | | | | | | | | | | | | | | | | | | |
| No. | Player | F | R | A | P | FT | F | R | A | P | FT | F | R | A | P | FT | F | R | A | P | FT | F | R | A | P | FT | F | R | A | P | FT | | | | | | | | | | | | | | | | | | | | | | | | | | | | | | | | | | | | | | | | | |
| 17 | Andujar, Danisha | 1 | 2 | 3 | 0 | 0 | 0 | 0 | 0 | 0 | 0 | 3 | 1 | 4 | 0 | 1 | 0 | 0 | 0 | 0 | 0 | 0 | 0 | 0 | 0 | 0 | 0 | 0 | 0 | 0 | 0 | 33 | | | | | | | | | | | | | | | | | | | | | | | | | | | | | | | | | | | | | | | | |
| 24 | Sinclair, Aulani | 1 | 5 | 9 | 4 | 2 | 2 | 1 | 0 | 1 | 2 | 16 | 0 | 0 | 1 | 1 | 24 | | | | | | | | | | | | | | | | | | | | | | | | | | | | | | | | | | | | | | | | | | | | | | | | | | | | | | | |
| 34 | Jones, George | 1 | 0 | 0 | 0 | 0 | 0 | 1 | 1 | 0 | 0 | 0 | 0 | 0 | 0 | 0 | 7 | | | | | | | | | | | | | | | | | | | | | | | | | | | | | | | | | | | | | | | | | | | | | | | | | | | | | | | |
| 20 | Lindsay, Whitney | 0 | 5 | 9 | 2 | 3 | 0 | 0 | 0 | 1 | 1 | 15 | 6 | 0 | 0 | 0 | 38 | | | | | | | | | | | | | | | | | | | | | | | | | | | | | | | | | | | | | | | | | | | | | | | | | | | | | | | |
| 30 | Davis, Jori | 0 | 1 | 1 | 2 | 5 | 7 | 7 | 0 | 4 | 4 | 1 | 27 | 5 | 1 | 0 | 2 | 34 | | | | | | | | | | | | | | | | | | | | | | | | | | | | | | | | | | | | | | | | | | | | | | | | | | | | | | |
| 21 | Goodwin, Ashla | 1 | 1 | 0 | 0 | 0 | 0 | 0 | 0 | 1 | 2 | 0 | 1 | 0 | 0 | 2 | 6 | | | | | | | | | | | | | | | | | | | | | | | | | | | | | | | | | | | | | | | | | | | | | | | | | | | | | | | |
| 19 | McClair, Andrea | 4 | 0 | 0 | 1 | 2 | 1 | 4 | 5 | 0 | 0 | 0 | 0 | 0 | 0 | 0 | 27 | | | | | | | | | | | | | | | | | | | | | | | | | | | | | | | | | | | | | | | | | | | | | | | | | | | | | | | |
| 11 | Newbauer, Andrea | 0 | 0 | 0 | 1 | 2 | 0 | 0 | 0 | 0 | 0 | 0 | 0 | 0 | 0 | 0 | 2 | | | | | | | | | | | | | | | | | | | | | | | | | | | | | | | | | | | | | | | | | | | | | | | | | | | | | | | |
| 14 | Elam, Hope | 1 | 5 | 1 | 0 | 0 | 2 | 2 | 4 | 3 | 1 | 0 | 0 | 1 | 0 | 1 | 15 | | | | | | | | | | | | | | | | | | | | | | | | | | | | | | | | | | | | | | | | | | | | | | | | | | | | | | | |
| 34 | Doback, Simone | 0 | 1 | 0 | 0 | 0 | 0 | 0 | 1 | 2 | 0 | 0 | 1 | 0 | 1 | 1 | 14 | | | | | | | | | | | | | | | | | | | | | | | | | | | | | | | | | | | | | | | | | | | | | | | | | | | | | | | |
| Team | | 1 | | | | | 2 | | | | | 3 | | | | | 1 | | | | | 2 | | | | | 1 | | | | | 14 | | | | | | | | | | | | | | | | | | | | | | | | | | | | | | | | | | | | | | | | |
| Totals | | 27-52 | | | | | 19-17 | | | | | 14-16 | | | | | 4 | | | | | 16 | | | | | 20 | | | | | 12 | | | | | 77 | | | | | 13 | | | | | 1 | | | | | 10 | | | | | 200 | | | | | | | | | | | | | | | |
| FG % 1st half: | | 17-29 | | | | | 58.6% | | | | | 2nd half: | | | | | 15-23 | | | | | 65.2% | | | | | Game: | | | | | 27-52 | | | | | 51.9% | | | | | Double | | | | | Rebounds | | | | | 0 | | | | | | | | | | | | | | | | | | | | |
| 3Pt % 1st half: | | 6-11 | | | | | 54.5% | | | | | 2nd half: | | 3-9 | | | 33.3% | | | Game: | | | | | 9-17 | | | | | 52.9% | | | | | FT % 1st half: | | | | | 3-4 | | | | | 75.0% | | | | | 2nd half: | | 11-12 | | | 91.7% | | | Game: | | | | | 14-16 | | | | | 87.5% | | | | |
| Opposition: Line Meeting, Michael McConnell, Ross Cheek | | Technical fouls: PSU-None, Indiana-None | | Attendance: 200 | | Score by periods: | | 1st | | 2nd | | Total | | Points | | FG | | 3Pt | | FT | | Reb | | St | | P | | B | | S | | Min | | | | | | | | | | | | | | | | | | | | | | | | | | | | | | | | | | | | | | | | |
| PSU | | 52 | | 49 | | 80 | | 34 | | 24 | | 58 | | 4 | | 15 | | 20 | | 23 | | 8 | | 2 | | 15 | | 11 | | 200 | | | | | | | | | | | | | | | | | | | | | | | | | | | | | | | | | | | | | | | | | | |
| Indiana | | 43 | | 34 | | 77 | | 25 | | 23 | | 48 | | 16 | | 15 | | 11 | | 16 | | 3 | | 1 | | 15 | | 11 | | 200 | | | | | | | | | | | | | | | | | | | | | | | | | | | | | | | | | | | | | | | | | | |
| Lead PG - PSU 2nd 08:27, IU 2nd 03:36, Largest lead - PSU by 3 2nd 08:07, IU by 16 1st 10:00 | | Game led - 1 time, Lead changed - 1 time | | | | | | | | | | | | | | | | | | | | | | | | | | | | | | | | | | | | | | | | | | | | | | | | | | | | | | | | | | | | | | | | | | | | | | |



PRESS CONFERENCES

Coquese Washington will hold a weekly press conference and the Lady Lions will have media availability on a weekly basis throughout the season. All press conferences will begin at 2:45 p.m. (unless otherwise noted) and go for approximately 15-20 minutes, followed by an open media session prior to practice from 3-3:20 p.m. Press conference will be held in the Media Room at the Bryce Jordan Center (unless otherwise noted).

Press Conference Dates

Wednesday, Feb. 8 (Room B in the BJC)
 Wednesday, Feb. 15
 Wednesday, Feb. 22
 Wednesday, Feb. 29 (time TBA)

BENTLEY ON WOODEN MIDSEASON LIST: Junior point guard **Alex Bentley** was named to the John R. Wooden Award Midseason Top 20 list. Selected by the Wooden Award National Advisory Board, the list is made up of 20 student-athletes who, based on their performances in November, December, and January, are the frontrunners for college basketball's most prestigious honor. Bentley is one of two student-athletes from the Big Ten (Ohio State's Samantha Prahalis) to be named to the midseason list.

TWELFTH TIME TO 20: Sophomore guard **Maggie Lucas** turned in her 12th game with 20 or more points with 21 markers in the loss at Michigan State Jan. 29. Lucas, who had 12 games with 20+ points as a freshman, was 9-for-16 from the field against the Spartans.

SEASON HIGH FOR NICKSON: In her first full action in three games, junior forward **Mia Nickson** returned with a vengeance with a season-high 18 points. The effort passes her previous season high of 12 points at Nebraska on Jan. 15. Nickson was 8-for-9 from the free throw line in the game and also pulled in six rebounds.

HELPERS TOP 10 FOR AB: With a pair of assists at Michigan State Jan. 29, junior guard **Alex Bentley** moved into the Top 10 on Penn State's career assists chart, tying Tanya Garner for the spot with 411 helpers. Next on the all-time helpers chart for Bentley is Tanisha Wright, who had 484 dimes from 2002-05. Bentley is just the 11th player in school history to reach 400 assists.

PERFECT ROAD START: The Lady Lions got off to a 4-0 start on the road in the Big Ten for the first time since 2003-04 when that squad started 5-0.

BENTLEY CLIMBS THEFTS LIST: With one steal at Michigan Jan. 26, junior guard **Alex Bentley** moved into a tie for 15th place on Penn State's career steals chart with 182 career thefts. She is tied with Dana Eikenberg (182; 1989-92) and Vanessa Paynter (182; 1984-87) for the spot. Bentley needs five steals to tie Annie Troyan (187; 1981-83) for 14th place.

BENTLEY MOVES INTO TOP 25 IN SCORING: With 18 points at Michigan Jan. 26, junior guard **Alex Bentley** moved past Lisa Faloon (1,162; 1984-87) for 25th place on Penn State's career scoring list. With 1,182 career points, four points to tie Bethany Collins (1,186; 1985-88) for 24th spot.

GREENE MOVING UP CHARTS: Junior center **Nikki Greene** continues to steadily moving up the career charts after pulling in 11 rebounds at Michigan Jan. 26. Greene now has 635 career rebounds and sits in 19th place on Penn State's career boards chart. With her effort against the Wolverines, Greene passed Tanisha Wright (621; 2002-05). She needs 10 rebounds to tie current assistant coach Maren Walseth (645; 1998-01) for 18th place. Additionally, Greene is in sixth place on the Penn State career blocks list with 157 rejections. She needs 15 blocks to move into the Top 5 all-time.

GREENE GETS 700TH POINT: Junior center **Nikki Greene** surpassed the 700-point mark for her career with a 13-point performance at Michigan Jan. 26. Greene now has 715 points in her three seasons in Happy Valley.

ARI'S DOUBLE DUTY: Sophomore guard/forward **Ariel Edwards** posted her first career double-double in the win over Iowa on Jan. 22 with career highs of 17 points and 11 rebounds. Her previous career-best in points was 16 at Oakland (11/18/10) and her previous high in rebounds was nine vs. UMES (12/11/11).

LUCAS HELD TO SINGLE DIGITS: Sophomore guard **Maggie Lucas** scored seven points in the win over Iowa Jan. 22, marking just the seventh time in her career that she finished with less than 10 tallies. It is the first time that Lucas did not reach double digits since scoring seven points in the NCAA Tournament matchup with DePaul (3/21/11).

LADY LIONS ON TWITTER & FACEBOOK: The Lady Lions are on Twitter. Follow the Lady Lions and assistant coaches (@pennstatewbb) and sports information contact Kris Petersen (@ladylionsid) to get the inside scoop. The Lady Lions are also on Facebook at www.facebook.com/pennstateladylions.



LUCAS REACHES 900: Sophomore guard **Maggie Lucas** surpassed the 900-point mark for her career with 19 tallies in the win over Illinois Jan. 19. Lucas now has 968 career points. She is the third-fastest player to reach 900 points behind Kelly Mazzante and Susan Robinson. When she reaches 1,000 points, Lucas will be the second Lady Lion to accomplish the feat this year (Alex Bentley). She will also be just the third player in Lady Lion history to reach 1,000 points as a sophomore (Kelly Mazzante and Susan Robinson).

LUCAS CHANGES HER GAME: Sophomore guard **Maggie Lucas** has become more than just a three-point threat for the Lady Lions. In a comparison of the first 21 games of her rookie campaign and 21 games this year, Lucas has scored more points (416-349) despite making 20 less three-pointers than a year ago (52-72). Additionally, Lucas has been more of a threat off the dribble, making twice as many free throws as she did last season through 21 games (98-47). Here is a 21-game comparison of Lucas' key stats:

| Year | Pts. | 3FGM | 3FGA | FTM | Reb. | Asst. |
|--------|------|------|------|-----|------|-------|
| Frosh. | 349 | 72 | 155 | 47 | 70 | 29 |
| Soph. | 416 | 52 | 128 | 98 | 97 | 54 |

PENN STATE'S OVERALL/BIG TEN YEAR-BY-YEAR REVIEW

| Year | Overall | Big Ten | Home | BT Home | Road | BT Road | Neutral |
|----------|---------|---------|------|---------|------|---------|---------|
| 1992-93 | 22-6 | 14-4 | 12-2 | 9-0 | 9-4 | 5-4 | 0-0 |
| 1993-94 | 28-3 | 16-2 | 14-0 | 9-0 | 11-2 | 7-2 | 3-1 |
| 1994-95 | 26-5 | 13-3 | 14-2 | 8-0 | 9-3 | 5-3 | 3-0 |
| 1995-96* | 27-7 | 13-3 | 14-2 | 8-0 | 8-4 | 5-3 | 5-1 |
| 1996-97 | 15-12 | 8-8 | 9-3 | 5-3 | 5-6 | 3-5 | 1-3 |
| 1997-98 | 21-13 | 8-8 | 10-5 | 4-4 | 6-6 | 4-4 | 5-2 |
| 1998-99 | 22-8 | 12-4 | 9-2 | 6-2 | 9-4 | 6-2 | 4-2 |
| 1999-00 | 30-5 | 15-1 | 14-0 | 8-0 | 9-2 | 7-1 | 7-3 |
| 2000-01 | 19-10 | 11-5 | 11-2 | 7-1 | 6-5 | 4-4 | 2-3 |
| 2001-02 | 23-12 | 11-5 | 10-4 | 6-2 | 9-5 | 5-3 | 4-3 |
| 2002-03 | 26-9 | 13-3 | 16-0 | 8-0 | 7-7 | 5-3 | 2-2 |
| 2003-04 | 28-6 | 15-1 | 12-1 | 8-0 | 9-3 | 7-1 | 6-2 |
| 2004-05 | 19-11 | 13-3 | 12-0 | 8-0 | 6-9 | 5-3 | 1-2 |
| 2005-06 | 13-16 | 6-10 | 8-6 | 5-3 | 3-8 | 1-7 | 2-2 |
| 2006-07 | 15-16 | 7-9 | 12-1 | 7-1 | 2-12 | 0-7 | 1-3 |
| 2007-08 | 13-18 | 4-14 | 10-6 | 3-6 | 3-11 | 1-8 | 0-1 |
| 2008-09 | 11-18 | 6-12 | 8-6 | 4-5 | 2-9 | 2-7 | 1-3 |
| 2009-10 | 17-14 | 8-10 | 9-6 | 5-4 | 5-7 | 3-6 | 3-1 |
| 2010-11 | 25-10 | 11-5 | 14-4 | 6-2 | 7-4 | 5-3 | 4-2 |
| 2011-12 | 16-5 | 6-3 | 8-2 | 2-2 | 7-3 | 4-1 | 1-0 |

* First season at the Bryce Jordan Center



PENN STATE'S RECORD WHEN...

| | |
|--|------|
| Playing at home | 8-2 |
| Playing on the road | 7-3 |
| Playing at a neutral site | 1-0 |
| vs. Top 10 teams | 0-0 |
| vs. Top 25 teams | 2-2 |
| Games decided by 3 points or less | 0-0 |
| Games decided by 4-10 points | 3-5 |
| Games decided by 11-19 points | 5-0 |
| Games decided by 20 points or more | 8-0 |
| Leading at the half | 12-3 |
| Tied at the half | 0-0 |
| Trailing at the half | 4-2 |
| Leading with 5:00 remaining | 15-0 |
| Trailing with 5:00 remaining | 1-4 |
| Tied with 5:00 remaining | 0-1 |
| In overtime | 0-0 |
| PSU scores 40-49 points | 0-0 |
| PSU scores 50-59 points | 1-0 |
| PSU scores 60-69 points | 4-3 |
| PSU scores 70-79 points | 6-2 |
| PSU scores 80 points or more | 5-0 |
| PSU shoots 45% or better | 11-0 |
| PSU shoots less than 45% | 5-5 |
| PSU shoots better than opponent | 15-1 |
| Opponent shoots better than PSU | 1-4 |
| Opponent scores less than 39 points | 1-0 |
| Opponent scores 40-49 points | 3-0 |
| Opponent scores 50-59 points | 6-0 |
| Opponent scores 60-69 points | 4-0 |
| Opponent scores more than 70 points | 2-5 |
| Opponent shoots better than 45% | 0-2 |
| Opponent shoots less than 45% | 16-3 |
| PSU outrebounds opponent | 12-1 |
| Opponent outrebounds PSU or tied | 4-4 |
| PSU commits 14 or less turnovers | 7-4 |
| PSU commits 15 or more turnovers | 9-1 |
| PSU makes at least 5 3-pointers | 7-4 |
| PSU makes four 3-pointers or less | 9-1 |
| Recording 7 or more steals | 12-3 |
| Recording 6 or less steals | 4-2 |
| Wearing white uniforms | 9-2 |
| Wearing blue uniforms | 7-3 |
| Wearing pink uniforms | 0-0 |
| Penn State wins the tip | 13-2 |
| Penn State loses the tip | 3-3 |
| Penn State scores first | 11-3 |
| Opponent scores first | 5-2 |
| Playing during the day (before 5 p.m.) | 8-3 |
| Playing at night | 8-2 |
| On Monday | 1-0 |
| On Tuesday | 1-0 |
| On Wednesday | 2-0 |
| On Thursday | 3-1 |
| On Friday | 2-1 |
| On Saturday | 1-2 |
| On Sunday | 6-1 |
| In November | 6-1 |
| In December | 4-2 |
| In January | 6-2 |
| In February | 0-0 |
| In March | 0-0 |

PSU 19TH IN AP POLL: The Penn State Lady Lions dropped on spot in this week's Associated Press Top 25 after a win over Michigan and loss at Michigan State. The Lady Lions are 19th the Jan. 30 Associated Press poll. The Lady Lions peaked at No. 11 in the Nov. 14 poll, their highest ranking in the AP poll since they were fifth in the final 2004 poll. Additionally, Penn State made its first appearance in the preseason AP poll since the 2003-04 campaign.

LIONS RANKED 21ST IN COACHES POLL: The Lady Lions dropped two spots to 21st in the Jan. 31 ESPN/USA Today coaches poll. Penn State peaked at 12th, the highest ranking in the ESPN/USA Today Coaches' Poll for the Lady Lions since they were seventh in the final 2004 poll. Additionally, Penn State appeared in the preseason coaches' poll since starting the 2003-04 campaign eighth.

OFFICIAL PINK ZONE T-SHIRTS: The Official 2012 WBCA Pink Zone at Penn State t-shirt is available at all Penn State Bookstore location. This year, there is an official adult shirt that is \$15 with \$5 of every shirt going to the Pink Zone fundraising efforts, as well as an official youth shirt that is \$10 with \$2 of every shirt going to Pink Zone.

2012 WBCA PINK ZONE: The 2012 WBCA Pink Zone at Penn State will take place on Sunday, Feb. 26 as the Lady Lions take on Minnesota in the BJC. Last year, the Lady Lions donated nearly \$200,000 for breast cancer causes. This year's fundraising efforts will benefit the Mount Nittany Medical Center, Penn State Hershey Cancer Institute, Pennsylvania Breast Cancer Coalition, the Kay Yow Cancer Fund, J.C. Blair Memorial Hospital and Lewistown Hospital. For more information on the Pink Zone at Penn State, visit the official Pink Zone website at www.gopsusports.com/pinkzone or on Facebook at www.facebook.com/pinkzoneatpennstate.

BIG TEN, BIG POINTS: The Lady Lions' 93 points in a 93-73 win over Nebraska Jan. 15 are the most points scored by a Penn State team against a Big Ten foe since a 95-62 win at Ohio State on Feb. 3, 2002. The 93 tallies were also the most points scored against Nebraska in the Devaney Center since giving up 94 points to Kansas State in the 2005 season.

ANOTHER RANKED WIN: The 93-73 win at Nebraska Jan. 15 marked the second win over a ranked opponent for the Lady Lions this season (#14/13 North Carolina). It was also the largest margin of victory over a ranked team since a 23-point win (77-54) over #23 Purdue on Jan. 20, 2005.

MIA DOUBLES AGAIN: Junior forward **Mia Nickson** posted her second double-double of the season and eighth of her career with 12 points and 11 rebounds in 36 minutes at Nebraska Jan. 15. Nickson also added a pair of assists and a block in the win.

LIONS IN THE BIG TEN STATS

A breakdown of where Penn State ranks in the Big Ten's statistical categories. Through games of Jan. 30.

| TEAM | |
|-------------------------------|-------------|
| Scoring Offense..... | 2nd (76.1) |
| Scoring Defense..... | 6th (60.8) |
| Scoring Margin..... | 2nd (+15.2) |
| Free Throw Percentage..... | 6th (.726) |
| FG Percentage..... | 2nd (.444) |
| FG Percentage Defense..... | 2nd (.338) |
| 3-point FG Percentage..... | 2nd (.366) |
| 3-point FG Pct. Defense..... | 1st (.275) |
| 3-point FG Made..... | 8th (4.8) |
| Rebounding Offense..... | 1st (44.1) |
| Rebounding Defense..... | 11th (39.1) |
| Rebounding Margin..... | 3rd (+5.0) |
| Offensive Rebounds..... | 5th (13.8) |
| Defensive Rebounds..... | 1st (30.3) |
| Blocked Shots..... | 7th (4.0) |
| Assists..... | 8th (13.4) |
| Steals..... | 3rd (9.1) |
| Turnover Margin..... | 5th (+1.4) |
| Assist to Turnover Ratio..... | 5th (0.9) |

| INDIVIDUAL | |
|-------------------------|----------------------------|
| Scoring..... | 2nd - Maggie Lucas (19.8) |
| | 10th - Alex Bentley (14.9) |
| | 24th - Zhaque Gray (10.5) |
| Rebounding..... | 3rd - Nikki Greene (8.1) |
| FG Percentage..... | 4th - Nikki Greene (.507) |
| | 13th - Maggie Lucas (.459) |
| Assists..... | 4th - Alex Bentley (5.3) |
| FT Percentage..... | 4th - Maggie Lucas (.867) |
| Steals..... | 2nd - Alex Bentley (3.0) |
| 3FG Percentage..... | 3rd - Maggie Lucas (.406) |
| | 13th - Zhaque Gray (.349) |
| 3FG Made..... | 2nd - Maggie Lucas (2.5) |
| Blocked Shots..... | 8th - Nikki Greene (1.3) |
| | 10th - Talia East (1.2) |
| Assist-to-TO Ratio..... | 5th - Alex Bentley (1.4) |
| Off. Reb..... | 3rd - Nikki Greene (2.9) |
| Def. Reb..... | 6th - Nikki Greene (5.2) |
| Minutes..... | 4th - Maggie Lucas (34.7) |
| | 10th - Alex Bentley (34.0) |

GRAY INTO TOP 10: Senior **Zhaque Gray** moved into seventh place in the Penn State three-point field goals record books with a pair of triples at Nebraska Jan. 15. With 130 career triples, Gray passed Tina Nicholson (124) for seventh place.



MILESTONE WATCH

Milestone Watch

| Milestone | Player | Current Total |
|----------------|----------------------|---------------|
| 1,200 points | Alex Bentley | 1,182 |
| 1,000 points | Maggie Lucas | 968 |
| 800 points | Zhaque Gray | 784 |
| | Nikki Greene | 715 |
| 500 points | Mia Nickson (career) | 486 |
| | Mia Nickson (PSU) | 441 |
| 300 points | Ariel Edwards | 240 |
| | Marisa Wolfe | 237 |
| 200 points | Gizelle Studevent | 117 |
| 100 points | Talia East | 84 |
| 700 rebounds | Nikki Greene | 635 |
| 400 rebounds | Mia Nickson (career) | 379 |
| | Mia Nickson (PSU) | 322 |
| 300 rebounds | Alex Bentley | 244 |
| | Zhaque Gray | 208 |
| | Maggie Lucas | 205 |
| | Marisa Wolfe | 204 |
| 200 rebounds | Ariel Edwards | 167 |
| | Talia East | 131 |
| 500 assists | Alex Bentley | 411 |
| 200 assists | Zhaque Gray | 123 |
| | Maggie Lucas | 110 |
| 200 steals | Alex Bentley | 182 |
| 100 steals | Maggie Lucas | 82 |
| 200 blocks | Nikki Greene | 157 |
| 200 3-pointers | Maggie Lucas | 164 |
| 150 3-pointers | Zhaque Gray | 130 |

Milestone Reached

| Milestone | Player | Reached |
|----------------|----------------------|----------|
| 700 points | Nikki Greene | 1/26/11 |
| 200 rebounds | Maggie Lucas | 1/26/11 |
| 400 assists | Alex Bentley | 1/22/12 |
| 200 rebounds | Marisa Wolfe | 1/22/12 |
| 900 points | Maggie Lucas | 1/19/12 |
| 600 rebounds | Nikki Greene | 1/19/12 |
| 200 rebounds | Zhaque Gray | 1/19/12 |
| 1,100 points | Alex Bentley | 1/15/12 |
| 200 points | Ariel Edwards | 1/12/12 |
| 300 rebounds | Mia Nickson (PSU) | 1/12/12 |
| 200 assists | Maggie Lucas | 1/12/12 |
| 400 points | Mia Nickson (PSU) | 1/7/12 |
| 150 3-pointers | Maggie Lucas | 1/7/12 |
| 150 blocks | Nikki Greene | 1/2/12 |
| 800 points | Maggie Lucas | 12/30/11 |
| 200 points | Marisa Wolfe | 12/21/11 |
| 150 steals | Alex Bentley | 12/21/11 |
| 700 points | Zhaque Gray | 12/18/11 |
| 600 points | Nikki Greene | 12/11/11 |
| 100 points | Gizelle Studevent | 12/11/11 |
| 1,000 points | Alex Bentley | 12/6/11 |
| 700 points | Maggie Lucas | 12/6/11 |
| 100 rebounds | Ariel Edwards | 12/6/11 |
| 200 rebounds | Alex Bentley | 12/3/11 |
| 100 assists | Zhaque Gray | 11/30/11 |
| 500 rebounds | Nikki Greene | 11/25/11 |
| 600 points | Maggie Lucas | 11/17/11 |
| 900 points | Alex Bentley | 11/13/11 |
| 400 rebounds | Mia Nickson (career) | 11/13/11 |
| 300 assists | Alex Bentley | 11/11/11 |

HUSKER HISTORY QUESTION: With their win over Nebraska Jan. 15, the Lady Lions handed the Huskers their first Big Ten Conference loss. That win, coupled with the first-ever Big Ten win for Nebraska on Dec. 30, has made the Lady Lions an interesting trivia fact of being the team to give Nebraska its first Big Ten win and Big Ten loss.

NICKSON HITS 400 IN BLUE & WHITE: Redshirt junior **Mia Nickson** surpassed the 400-point mark for her Penn State career with seven tallies against the Spartans Jan. 7. She has 441 markers as a Lady Lion and 486 points for her collegiate career.

LUCAS MATCHES HER NUMBER: Sophomore guard **Maggie Lucas** scored 28 points in the second half en route to a career-high 33 points in the loss to Michigan State Jan. 7. It was the first career 30-point game for the sharp-shooter and are the most points by a Penn State player since Tyra Grant had 33 points at Iowa on Feb. 1, 2009. It was also the first 30-point effort for a Lady Lion since Grant had 32 tallies versus the Hawkeyes in the Big Ten Tournament (3/5/10).

LUCAS EQUALS BJC 3S RECORD: With seven triples against Michigan State Jan. 7, including six in the second half, sophomore guard **Maggie Lucas** tied the BJC record for three-pointers in a game. She equals the mark set by Adrienne Squire (2/12/06), Kelly Mazzante (1/9/03) and Iowa's Kamille Wahlin (12/28/09). The seven triples tie Lucas' career mark, which she also set against Hartford in Mexico on Nov. 27, 2010.

LADY LIONS IN THE RPI: The Lady Lions are highly ranked in many of the RPI reports across the country. Penn State is 26th in the Jan. 29 NCAA RPI report with a strength of schedule of 52. The Lady Lions have or will play four teams in the RPI top 25 this season.

GREENE GET REJECTION #150: With a pair of blocks at Wisconsin Jan. 2, junior center **Nikki Greene** became the sixth player in school history with 150 career blocks. She joins a list that includes Kim Calhoun, Mary Donovan, Rashana Barnes, Andrea Garner and Amanda Brown.

LUCAS LENDS HELPING HAND: Sophomore guard **Maggie Lucas** was in a giving mood to start the New Year with a career-high seven assists in the win at Wisconsin Jan. 2. The seven helpers pass her previous career high of five set against Nevada and Middle Tennessee State earlier this year.

DOUBLE TROUBLE FOR MIA: In just her second game back after missing six games due to a mild concussion, junior **Mia Nickson** posted her first double-double of the season and seventh of her career with 10 points and 14 rebounds at Wisconsin Jan. 2. Nickson dominated the offensive glass, hauling in eight caroms. After struggling from the field early in the season, Nickson was efficient against the Badgers, going 5-for-6 from the floor.

A THIEF NAMED ALEX: Junior guard **Alex Bentley** registered a career-high eight steals in the Big Ten opener against Nebraska Dec. 30. Her eight thefts are the most by a Lady Lion since Kelly Mazzante had eight steals against Fairfield on Dec. 2, 2001 and were just two shy of the school's single-game record set three times by Suzie McConnell.

LUCAS SURPASSES 800 POINTS: Sophomore guard **Maggie Lucas** reached the 800-point mark for her career with 18 tallies against Nebraska on Dec. 30. It took Lucas just for games to get from 700 points to 800 markers.

NICKSON RETURNS: After missing the six games with a concussion, junior **Mia Nickson** returned to the Lady Lion lineup against Nebraska Dec. 30. She accounted for four points, seven rebounds and a steal against the Cornhuskers. Nickson also missed a pair of games earlier in the season with concussion-like symptoms.

STRUGGLES FROM THE FIELD: The Lady Lions were held to just seven points in the final 12:50 in the loss to Nebraska in the Big Ten opener Dec. 30. Penn State shot just 29.4% from the field, including a 23.3% effort in the second half. It was the worst shooting percentage since the Lady Lions connected on just 27.3% of their shots against Wisconsin on Feb. 25, 2010.

NCAA STATS

TEAM

| | | |
|-------------------------------|-------|--------------|
| Scoring Offense | | 12th (76.1) |
| Scoring Margin | | 20th (+15.2) |
| Field Goal Percentage | | 17th (.444) |
| Field Goal Pct. Defense | | 13th (.338) |
| Free Throw Percentage | | 54th (.726) |
| Rebounding Margin | | 51st (+5.0) |
| 3-pt. Field Goal Percentage | | 16th (.366) |
| 3-pt. Field Goal Pct. Defense | | 49th (.275) |
| Winning Percentage | | 36th (.762) |
| Turnovers | | 54th (15.5) |
| Assist-to-Turnover Ratio | | 74th (0.86) |

INDIVIDUAL

| | | |
|------------------------|-------|----------------------------|
| Scoring | | 14th - Maggie Lucas (19.8) |
| Assists | | 27th - Alex Bentley (5.3) |
| Steals | | 26th - Alex Bentley (3.0) |
| FT Percentage | | 27th - Maggie Lucas (.867) |
| 3-pt. Field Goals/Game | | 39th - Maggie Lucas (2.5) |
| 3-pt. Field Goal Pct. | | 18th - Maggie Lucas (.406) |
| Assist-to-TO Ratio | | 97th - Alex Bentley (1.44) |

SINGLE-GAME

| | | |
|-------------------|-------|--|
| 3-pt. Field Goals | | T-23rd - vs. North Carolina (14) |
| Assists | | T-4th - Alex Bentley (15 vs. North Carolina) |
| Blocked Shots | | T-21st - Talia East (7 at S. Carolina) |
| Steals | | T-14th - Alex Bentley (8 vs. Nebraska) |

NCAA Statistics as of 1/30



THE LAST TIME PENN STATE...

SCORING

Player scored 20 points: at Michigan State (21, Maggie Lucas), 1/29/12
Player scored 25 points: vs. Michigan State (33, Maggie Lucas), 1/7/12
Player scored 30 points: vs. Michigan State (33, Maggie Lucas), 1/7/12
Player scored 35 points: vs. Wisconsin (35, Kelly Mazzante), 3/2/03
Player scored 40 points: vs. Minnesota (49, Kelly Mazzante), 12/28/01
Two players scored 20 points: at Nebraska (24, Maggie Lucas; 23, Alex Bentley), 1/15/12
Three players scored 20 pts.: at Nevada (26, Maggie Lucas; 23, Alex Bentley; 21, Zhaque Gray), 11/26/11
Two players scored 25 points: at Boston College (28, Alex Bentley; 28, Maggie Lucas), 12/2/10
Player scored 25 points/3 consecutive games: Kelly Mazzante (31, vs. Baylor, 12/9/03; 31, vs. Pittsburgh, 12/14/03; 29, Louisiana Tech, 12/21/03)
Five in double figures: at Nebraska (24, Maggie Lucas; 23, Alex Bentley; 16, Zhaque Gray; 12, Nikki Greene; 12, Mia Nickson), 1/15/12
Six in double figures: at Oakland (15, Alex Bentley; 16, Ariel Edwards; 16, Zhaque Gray; 13, Maggie Lucas; 10, Mia Nickson; 10, Gizelle Studevent; 10, Julia Trogele), 11/18/10
Seven in double figures: at Oakland (15, Alex Bentley; 16, Ariel Edwards; 16, Zhaque Gray; 13, Maggie Lucas; 10, Mia Nickson; 10, Gizelle Studevent; 10, Julia Trogele), 11/18/10
PSU scored 50 points in a half: at Nebraska (55, second half), 1/15/12
PSU scored 55 points in a half: at Nebraska (55, second half), 1/15/12
PSU scored 60 points in a half: vs. Northwestern (65 points, first half), 1/2/00
PSU scored 100 points: vs. Wagner (W, 103-42), 12/18/11
PSU scored 100 points in Big Ten game: vs. Illinois (W, 101-80), 2/15/01
PSU scored 100 points in a home game: vs. Wagner (W, 103-42), 12/18/11
PSU scored fewer than 15 points in a half: vs. Wisconsin (13, first half), 2/25/10
PSU scored fewer than 20 points in a half: vs. Michigan State (18, first half), 2/10/11
PSU scored fewer than 40 points in a game: vs. Wisconsin (L, 39-71), 2/25/10
PSU scored fewer than 50 points in a game: vs. Purdue (L, 49-60), 2/24/11
PSU scored fewer than 50 points in a Big Ten game: vs. Purdue (L, 49-60), 2/24/11
OPP scored 50 points in a half: vs. Duke (50, second half), 11/18/05
OPP scored 100 points: at Boston College (Lot, 113-104), 12/2/10
OPP scored fewer than 20 points in a game: at Dickinson (W, 57-16), 3/6/71
OPP scored fewer than 30 points in a game: vs. Virginia Tech (W, 66-28), 12/6/11
OPP scored fewer than 40 points in a game: vs. Virginia Tech (W, 66-28), 12/6/11
OPP scored fewer than 50 points in a game: at Wisconsin (W, 82-49), 1/12/12
OPP scored fewer than 50 points in a Big Ten game: at Wisconsin (W, 82-49), 1/12/12

FIELD GOAL SHOOTING

Player made every shot from the field (min. 7): vs. Michigan St. (Amanda Brown, 8-8), 1/25/07
PSU shot 55% in a game: at Michigan (.561), 1/26/12
PSU shot 55% in consecutive games: vs. Northwestern (.682), 3/2/96; vs. Ohio St. (.585), 3/3/96
PSU shot 60% in a game: vs. Michigan State (.608), 2/23/96
PSU shot below 25% in a game: at Alabama (.230), 12/19/96
PSU shot below 30% in a game: vs. Nebraska (.294), 12/30/11
PSU shot below 35% in a game and won: vs. Iowa (.338), 1/22/12
PSU shot 55% in a half: at Michigan (.667, second half), 1/26/12
PSU shot 60% in a half: at Michigan (.667, second half), 1/26/12
PSU shot 65% in a half: at Michigan (.667, second half), 1/26/12
PSU shot 70% in a half: vs. Virginia Tech (.714, second half), 12/6/11
PSU shot 55% in both halves: vs. Iowa (.552, first half, .565, second half), 1/26/06
PSU shot below 20% in a half: at Indiana (.231, first half), 2/28/10
PSU shot below 25% in a half: vs. Nebraska (.233, second half), 12/30/11

THREE-POINT SHOOTING

Player made every shot from the field (min. 4): at Bucknell (4-4, Maggie Lucas), 12/21/11
Player made 4 three-pointers in a half: vs. Michigan State (6, Maggie Lucas), 1/7/12
Player made 5 three-pointers in a half: vs. Michigan State (6, Maggie Lucas), 1/7/12
Player made 6 three-pointers in a half: vs. Michigan State (6, Maggie Lucas), 1/7/12
Player made 5 three-pointers in a game: vs. Michigan State (7, Maggie Lucas), 1/7/12
Player made 7 three-pointers in a game: vs. Michigan State (7, Maggie Lucas), 1/7/12
Player made 7 three-pointers in a game: vs. Michigan State (7, Maggie Lucas), 1/7/12
Player made 8 three-pointers in a game: at Minnesota (8, Kelly Mazzante), 12/28/01
Player attempted 10 three-pointers in a game: vs. Michigan State (13, Maggie Lucas), 1/7/12
PSU made 10 three-pointers: vs. North Carolina (14), 11/30/11
PSU did not make a three-pointer: at South Carolina (0-6), 11/20/11
PSU attempted 20 three-pointers: vs. Michigan State (24), 1/7/12
PSU shot 60% 3FG (min. 5 att.): at Bucknell (8-13, .615), 12/21/11

FREE THROW SHOOTING

Player made every shot from FT line (min. 10): at Illinois (Maggie Lucas, 10-10), 1/19/12
PSU shot 90% (min. 10 att.): vs. North Carolina (14-24, .929), 1/13/01
PSU shot below 50% (min. 10 att.): vs. Holy Cross (9-20, .450), 11/28/09
PSU made 30 free throws: vs. Pittsburgh (34), 11/11/07
PSU made fewer than five FTs: at Michigan (3), 2/3/11
PSU attempted 40 free throws: vs. Pittsburgh (41), 11/11/07
PSU attempted fewer than five FTs: at Michigan (4), 2/3/11

REBOUNDS

Player had 15 rebounds: vs. Nebraska (15, Nikki Greene), 12/30/11
Player had 20 rebounds: vs. Indiana (20, Nikki Greene), 1/23/11
Two players with double-digit rebs.: vs. Middle Tennessee St. (10, Nikki Greene; 10, Mia Nickson), 11/13/11
Three players had double-digit rebounds: at Indiana (11, Nikki Greene; 10, Meredith Monroe; 11, Julia Trogele), 1/10/10
PSU had 60 rebounds: vs. Indiana (61), 1/23/11
PSU had 50 rebounds: vs. Iowa (53), 1/22/12
PSU had 20 or fewer rebounds: vs. Michigan State (20), 1/19/03
OPP had 20 or fewer rebounds: at Indiana (20), 2/13/11
PSU had 20 offensive rebounds: vs. Iowa (20), 1/22/12
PSU had 25 offensive rebounds: vs. Nebraska (25), 12/30/11

ASSISTS

Player had 10 assists: vs. North Carolina (15, Alex Bentley), 11/30/11
Player had 10 assists/consecutive games: Helen Darling, three games (12 at LaSalle, 12/8/99; 11 vs. Auburn, 12/11/99; 10 vs. Clemson, 12/19/99)
Player had 15 assists: vs. North Carolina (15, Alex Bentley), 11/30/11
PSU had 30 assists: vs. St. Francis (Pa.) (32), 12/2/99
PSU had fewer than 10 assists: at Illinois (5), 1/19/12
PSU had fewer than 5 assists: at Michigan State (4), 2/4/10

BLOCKED SHOTS

Player blocked 5 shots: at South Carolina (7, Talia East), 11/20/11
Player blocked 6 shots: at South Carolina (7, Talia East), 11/20/11
PSU blocked 10 shots: vs. Purdue (11), 1/28/10
PSU blocked 0 shots: vs. Purdue, 2/19/09

STEALS

Player had 7 steals: vs. Nebraska (8, Alex Bentley), 12/30/11
Player had 8 steals: vs. Nebraska (8, Alex Bentley), 12/30/11
PSU had 20 steals: vs. Bucknell (21), 12/28/10

TURNOVERS

PSU committed 25 or more: vs. Michigan State (25), 1/7/12
PSU committed 25 or more and won: vs. Minnesota (26), 1/13/11
PSU committed 10 or fewer: vs. Iowa (9), 1/22/12
PSU committed 10 or fewer in consecutive games: vs. Minnesota (9), 1/22/04; at Ohio St. (9), 1/25/04
OPP committed 25 or more: vs. Nebraska (26), 12/30/11

DOUBLE-DOUBLES

Points & rebounds: at Michigan (Nikki Greene; 13 points, 11 rebounds), 1/26/12
Points & rebounds/consecutive games: Nikki Greene (12 points, 10 rebounds vs. Ohio State, 1/30/11; 16 points, 14 rebounds at Illinois, 1/27/11)
Points & rebounds/3 consecutive games: Amanda Brown (19 pts., 17 rebs. at Northwestern, 2/11/07; 14 pts., 10 rebs. vs. Minnesota, 2/15/07; 14 pts., 11 rebs. at Iowa, 2/18/07)
Points & rebounds/4 consecutive games: Angie Potthoff (vs. Northwestern, 1/31/97; at Illinois, 2/2/97; vs. Michigan, 2/7/97; vs. Indiana, 2/9/97; vs. Iowa, 2/16/97; vs. Michigan State, 2/21/97)
Points & rebounds/5 consecutive games: Angie Potthoff (vs. Northwestern, 1/31/97; at Illinois, 2/2/97; vs. Michigan, 2/7/97; vs. Indiana, 2/9/97; vs. Iowa, 2/16/97; vs. Michigan State, 2/21/97)
Points & assists: vs. North Carolina (Alex Bentley; 15 points, 15 assists), 11/30/11
Points & assists/consecutive games: Helen Darling (12 points, 12 assists at La Salle, 12/8/99; 10 points, 11 assists vs. Auburn, 12/11/99)
Two plyrs. w/double-doubles: at Illinois (Nikki Greene, 16 pts., 14 rebs.; Julia Trogele, 19 pts., 11 rebs.), 1/27/11
Three players had double-doubles: vs. Coppin State (Brienne O'Rourke, 12 points, 13 assists; Julia Trogele, 12 points, 13 rebounds; Janessa Wolff, 15 points, 10 rebounds), 11/29/08
15 points and 15 rebounds: vs. Indiana (Mia Nickson; 25 points, 17 rebounds), 1/23/11
20 points and 10 rebounds: vs. Indiana (Mia Nickson; 25 points, 17 rebounds), 1/23/11

MARGIN OF VICTORY

PSU won by 20-30 points: at Michigan (21), 1/26/12
PSU won by 20-30 points in a Big Ten game: at Michigan (21), 1/26/12
PSU won by 31-40 points: at Wisconsin (33), 1/12/12
PSU won by 41-50 points: vs. Wagner (61), 12/18/11
PSU won by 51+ points: vs. Wagner (61), 12/18/11
PSU lost by 20-30 points: at Ohio State (22), 2/17/11
PSU lost by 20-30 points in a Big Ten game: at Ohio State (22), 2/17/11
PSU lost by 31+ points: vs. Wisconsin (32), 2/25/10

MISCELLANEOUS

Led PSU in points/rebounds/assists: Tyra Grant vs. Michigan (25 pts., 9 rebs., 4 asst.), 2/18/10
Hit "final seconds" (under 10 seconds) game-winning shot: Julia Trogele at Illinois (9 sec.), 1/27/11
Hit "final minute" game-winning shot: Nikki Greene vs. Indiana (40 seconds remaining), 2/13/11
Player played every minute: at Illinois (Tyra Grant), 12/31/09
Player played more than 40 min.: at Dayton (Alex Bentley, 46; Zhaque Gray, 44; Mia Nickson, 41), 11/12/10
Committed 10 or fewer fouls: vs. Virginia Tech (9), 12/6/11
Committed 30 or more fouls: vs. Iowa State (32), 11/25/11
PSU rallied from a 10-point deficit to win: at Nebraska (down 11 at 12:20 in first half, won 93-73), 1/15/12
PSU rallied from a 15-point deficit to win: at Indiana (down by 16 at 10:02 in 1st half, won 80-77), 2/13/11
PSU had a 5-game winning streak: 5 games, 1/12/12 – 1/26/12
PSU had a 5-game losing streak: 6 games, 1/28/10 – 2/14/10
PSU went undefeated at home: 2004-05 season
PSU sold out the BJC: Purdue, 2/29/04

OVERTIME

PSU played an OT game: at Boston College (L, 113-104), 12/2/10
PSU won an OT game: at Oakland (96-89), 11/18/10
PSU lost an OT game: at Boston College (L, 113-104), 12/2/10
PSU played two or more OT games in a season: 2010-11 season (three)
PSU won two or more OT games in a season: 2010-11 season (two)

RANKINGS

Played the No. 1 team in the AP poll: vs. Connecticut (L, 77-63), 12/14/08
Played the No. 1 team in the Coaches poll: vs. Connecticut (L, 77-63), 12/14/08
Defeated the No. 1 team in the AP poll: at Virginia (73-71), 1/3/91
Defeated Top 10 opponent: vs. #11/10 Duke (86-84), 12/2/07
Defeated Top 10 opponent on the road: at #7 Purdue (47-42), 1/2/04
Defeated Top 10 opponent by double digits: vs. #10 Minnesota (81-68), 1/30/05
Played consecutive Top 10 teams: at #2/3 Texas 11/14/04, at #6/6 Duke 11/19/04
Defeated Top 25 opponent: at #15/23 Nebraska (93-73), 1/15/12
Defeated Top 25 opponent on the road: at #15/23 Nebraska (93-73), 1/15/12
Defeated Top 25 opponent by double digits: at #15/23 Nebraska (93-73), 1/15/12



2011-12 GAME-BY-GAME STARTING LINEUPS

| Date | Opponent | Pt Guard | Guard | Guard | Forward | Center |
|-------|-------------------|----------|-------|-------|---------|--------|
| 11/5 | BLOOMSBURG | Bentley | Gray | Lucas | Nickson | Greene |
| 11/11 | WASHINGTON ST. | Bentley | Gray | Lucas | Nickson | Greene |
| 11/13 | MIDDLE TENNESSEE | Bentley | Gray | Lucas | Nickson | Greene |
| 11/17 | at Delaware | Bentley | Gray | Lucas | Edwards | Greene |
| 11/20 | at South Carolina | Bentley | Gray | Lucas | Edwards | Greene |
| 11/25 | vs. Iowa State | Bentley | Gray | Lucas | Nickson | Greene |
| 11/26 | at Nevada | Bentley | Gray | Lucas | Nickson | Greene |
| 11/30 | NORTH CAROLINA | Bentley | Gray | Lucas | Edwards | Greene |
| 12/3 | at Texas Tech | Bentley | Gray | Lucas | Edwards | Greene |
| 12/6 | VIRGINIA TECH | Bentley | Gray | Lucas | Edwards | Greene |
| 12/11 | UMES | Bentley | Gray | Lucas | Edwards | Greene |
| 12/18 | WAGNER | Bentley | Gray | Lucas | Edwards | Greene |
| 12/21 | at Bucknell | Bentley | Gray | Lucas | Edwards | Greene |
| 12/30 | NEBRASKA | Bentley | Gray | Lucas | Nickson | Greene |
| 1/2 | at Wisconsin | Bentley | Gray | Lucas | Nickson | Greene |
| 1/7 | MICHIGAN STATE | Bentley | Gray | Lucas | Nickson | Greene |
| 1/12 | MICHIGAN | Bentley | Gray | Lucas | Nickson | Greene |
| 1/15 | at Nebraska | Bentley | Gray | Lucas | Nickson | Greene |
| 1/19 | at Illinois | Bentley | Gray | Lucas | Nickson | Greene |
| 1/22 | IOWA | Bentley | Gray | Lucas | Edwards | Greene |
| 1/26 | at Michigan | Bentley | Gray | Lucas | Nickson | Greene |
| 1/26 | at Michigan State | Bentley | Gray | Lucas | Nickson | Greene |

20-POINT STREAK FOR LUCAS: Sophomore guard **Maggie Lucas** had her string of four consecutive 20-point games snapped against Nebraska Dec. 30. Lucas had 22 points at Bucknell Dec. 21, 23 markers against Wagner Dec. 18, 20 points each against UMES (Dec. 11) and Virginia Tech (Dec. 6).

LUCAS NOTCHES ANOTHER 3S RECORD: **Maggie Lucas** added her name to another Penn State three-pointers record with a perfect 4-for-4 effort from long range against Bucknell Dec. 21 to tie the school record for three-point field goal percentage (min. 4 att.). It was the first perfect performance from downtown (min. 4 att.) for the Lady Lions since Jess Brungo was 5-for-5 at Clemson on Dec. 7, 2002. Lucas shares the record with Brungo's Clemson performance and a 4-for-4 mark versus Illinois (2/15/01) and Lisa Faloon's 4-for-4 day versus Rhode Island (2/28/87).

PERFECT HOME NON-CON SLATE: The Lady Lions completed a perfect home non-conference schedule with a dominating 103-42 win over Wagner Dec. 18. Penn State was victorious in all six home non-conference games for the first time since going 7-0 in the 2007-08 campaign, **Coquese Washington's** first season.

SOLID NON-CON SEASON: The Lady Lions posted their second consecutive double-digit non-conference win total with a victory at Bucknell Dec. 21. Penn State finished 10-2 in the non-conference slate to post just their third non-conference double figure win total since joining the Big Ten in 1992-93 (10 - 2002-03; 11 - 2010-11).

LADY LIONS SEASON BESTS

| Player | Points | Rebounds | Assists | Blocks | Steals |
|-------------------|------------------|------------------|------------------|-----------------|-----------------|
| Alex Bentley | 23 (3X) | 7 (Iowa) | 15 (N. Carolina) | 1 (4X) | 8 (Nebraska) |
| Talia East | 8 (2X) | 15 (S. Carolina) | 2 (Bucknell) | 7 (S. Carolina) | 2 (Texas Tech) |
| Ariel Edwards | 17 (Iowa) | 11 (Iowa) | 3 (4X) | 1 (4X) | 3 (Texas Tech) |
| Zhaque Gray | 25 (N. Carolina) | 6 (2X) | 6 (N. Carolina) | 1 (S. Carolina) | 2 (4X) |
| Nikki Greene | 14 (2X) | 15 (Nebraska) | 3 (Michigan) | 3 (4X) | 4 (Nebraska) |
| Maggie Lucas | 33 (Mich. St.) | 9 (Wash. St.) | 7 (Wisconsin) | 1 (3X) | 3 (3X) |
| Mia Nickson | 18 (Mich. St.) | 14 (Wisconsin) | 2 (3X) | 1 (2X) | 1 (5X) |
| Gizelle Studevent | 8 (UMES) | 3 (5X) | 4 (Wagner) | - | 2 (Va. Tech) |
| Tori Waldner | 6 (3X) | 10 (Wagner) | 2 (2X) | 3 (Wagner) | 2 (2X) |
| Marisa Wolfe | 9 (2X) | 7 (Wagner) | 1 (7X) | 2 (UMES) | 3 (N. Carolina) |
| Renee Womack | - | - | - | - | - |

2012 RECRUITING CLASS

ESPN/HoopGurlz 34th-ranked recruit Candice Agee signed a National Letter of Intent (NLI) to play of the Lady Lions beginning in the 2012-13 season. The 6-6 center from Silverado High School in Victorville, Calif. signed her NLI in November in a ceremony at her high school. The signing of Agee and addition of transfer Dara Taylor, the Lady Lions have the 18th-ranked recruiting class by Dan Olson's Collegiate Girls Basketball Report.

"We are so excited to have Candice join the Penn State family," Washington said. "She is a very talented player and will complement our current post players in a lot of ways. She adds size, skill and athleticism to our front line, and she has a competitive streak that you love to see. She will definitely be an impact player for us on the court. In addition, she comes from a delightful family and her mom, dad and younger brother will also be wonderful additions to Lady Lion basketball."

Agee is the first commit in the Lady Lions' 2012 recruiting class, averaged 17.0 points, 10.9 rebounds, 7.3 blocks and 2.7 steals per game for the Hawks as a junior. The native of Victorville, Calif. is a highly touted recruit, ranking 34th by ESPN/HoopGurlz, 38th by Collegiate Girls Report, 17th by Blue Star Basketball and 40th by All-Star Girls Report and Peach State. The Hawks finished the season with a 22-6 record with a perfect conference record en route to the Desert Sky title.

Agee is a three-time Desert Sky League first team selection and was the league's Most Valuable Player as a junior. Additionally, she was the Daily Press Girls' Athlete of the Year. Agee begins her senior season with 991 career points, 649 rebounds and 390 blocks. was named to the All-Region first team as a junior. The center plays her AAU ball with West Coast Premier. Agee also plays volleyball at Silverado High School. Agee chose Penn State over Kansas State, Miami, UNLV, UCLA, USC, Tennessee, Vanderbilt, North Carolina, Georgetown, Georgia, Oregon, Oregon State, Washington and Washington State.

PSU IN THE POLLS

| | AP | Coaches |
|------------|----|---------|
| Preseason | 12 | 14 |
| Nov. 14/15 | 11 | 12 |
| Nov. 21/22 | 17 | 16 |
| Nov. 28/29 | 16 | 15 |
| Dec. 5/6 | 17 | 18 |
| Dec. 12/13 | 16 | 17 |
| Dec. 19/20 | 16 | 16 |
| Dec. 26/27 | 16 | 17 |
| Jan. 2/3 | 22 | 19 |
| Jan. 9/10 | RV | 25 |
| Jan. 16/17 | 22 | 21 |
| Jan. 23/24 | 18 | 19 |
| Jan. 30/31 | 19 | 21 |



NATIONAL POLLS

ASSOCIATED PRESS (JAN. 30)

| No. | Team (1st) | Rec. | Pts. | LW |
|-----|-----------------------|-------------|------------|-----------|
| 1. | Baylor (40) | 21-0 | 1000 | 1 |
| 2. | Notre Dame | 21-1 | 960 | 2 |
| 3. | Connecticut | 19-2 | 916 | 3 |
| 4. | Stanford | 18-1 | 882 | 4 |
| 5. | Duke | 17-2 | 834 | 5 |
| 6. | Kentucky | 20-2 | 808 | 6 |
| 7. | Miami (Fla.) | 19-3 | 738 | 10 |
| 8. | Tennessee | 16-5 | 693 | 7 |
| 9. | Maryland | 18-3 | 635 | 8 |
| 10. | UW-Green Bay | 19-0 | 615 | 12 |
| 11. | Ohio State | 20-2 | 614 | 9 |
| 12. | Delaware | 18-1 | 520 | 15 |
| 13. | Rutgers | 17-4 | 516 | 11 |
| 14. | Louisville | 17-4 | 501 | 16 |
| 15. | Purdue | 18-4 | 407 | 13 |
| 16. | Nebraska | 18-3 | 400 | 19 |
| 17. | Georgetown | 17-5 | 378 | 20 |
| 18. | Texas A&M | 14-5 | 352 | 14 |
| 19. | PENN STATE | 16-5 | 221 | 18 |
| 20. | Gonzaga | 19-3 | 217 | 22 |
| 21. | Georgia | 16-6 | 154 | 17 |
| 22. | BYU | 20-3 | 136 | 23 |
| 23. | North Carolina | 16-5 | 94 | 25 |
| 24. | Georgia Tech | 16-6 | 79 | NR |
| 25. | Texas Tech | 15-5 | 70 | 21 |

Others Receiving Votes: St. Bonaventure 61; DePaul 53; **South Carolina 48**; California 18; Kansas State 13; Arkansas 12; Princeton 11; St. John's 9; Florida Gulf Coast 8; Oklahoma 6; San Diego State 5; Kansas 5; Fresno St. 4; UTEP 4; Vanderbilt 2; **Michigan State 1.**

ESPN/USA TODAY TOP 25 (JAN. 31)

| No. | Team (1st) | Rec. | Pts. | LW |
|-----|-----------------------|-------------|------------|-----------|
| 1. | Baylor (31) | 21-0 | 775 | 1 |
| 2. | Notre Dame | 21-1 | 742 | 2 |
| 3. | Connecticut | 20-2 | 712 | 3 |
| 4. | Stanford | 18-1 | 684 | 4 |
| 5. | Kentucky | 20-2 | 642 | 6 |
| 6. | Duke | 17-3 | 621 | 5 |
| 7. | Miami (Fla.) | 19-3 | 588 | 8 |
| 8. | Tennessee | 16-5 | 528 | 9t |
| 9. | UW-Green Bay | 19-0 | 501 | 9t |
| 10. | Maryland | 18-3 | 493 | 7 |
| 11. | Ohio State | 20-2 | 454 | 9t |
| 12. | Louisville | 17-4 | 441 | 14 |
| 13. | Delaware | 18-1 | 382 | 16 |
| 14. | Rutgers | 17-4 | 372 | 12 |
| 15. | Georgetown | 17-5 | 338 | 18 |
| 16. | Texas A&M | 14-5 | 333 | 13 |
| 17. | Purdue | 18-4 | 244 | 17 |
| 18. | Nebraska | 18-3 | 226 | 21 |
| 19. | Gonzaga | 19-3 | 219 | 20 |
| 20. | Georgia | 16-6 | 182 | 15 |
| 21. | PENN STATE | 16-5 | 154 | 19 |
| 22. | Georgia Tech | 16-6 | 104 | 24 |
| 23. | DePaul | 16-6 | 86 | 22 |
| 24. | North Carolina | 16-5 | 53 | 25 |
| 25. | Kansas | 16-4 | 45 | NR |

Others receiving votes: Texas Tech 30; Vanderbilt 23; St. Bonaventure 19; **Middle Tennessee 15**; Florida Gulf Coast 14; **South Carolina 13**; California 12; Brigham Young 8; **Michigan State 6**; Princeton 3; Texas-El Paso 3; UNLV 3; Fresno State 2; Kansas State 2; St. John's 2; South Florida 1.

*Bold type indicates 2011-12 Penn State opponent.

STATISTICAL LEADERS

Check here throughout the season for a breakdown of how many times a player leads Penn State in the following statistical categories. (First number is solo, the second is shared.)

| | |
|-------------------------------------|--|
| Points | Lucas (13/2), Bentley (4/2), Gray (2) |
| Rebounds | Greene (8/2), East (2/1), Nickson (3/2), Edwards (2/1), Lucas (1/1), Waldner (1/1) |
| Assists | Bentley (16/2), Lucas (2/1), Studevent (1), Gray (-/1) |
| Steals | Bentley (12/2), Greene (2/2), Wolfe (1), Edwards (-/2), Gray (-/2), Lucas (2/2), East (-/1), Studevent (-/1), Nickson (-/1), Waldner (-/1) |
| Blocks | Greene (6/8), East (5/4), Waldner (1/3), Nickson (-/1), Lucas (-/2), Edwards (-/1), Bentley (-/2) |
| FG % (min. 4 attempts) | Lucas (3), Bentley (2), Gray (2), Edwards (1/1), East (1/1), Greene (7/1), Studevent (1), Waldner (1), Nickson (1), Wolfe (-/1) |
| FT % (min 4 attempts) | Bentley (4/3), Lucas (8/4), Gray (1/2), East (1), Edwards (1), Greene (1), Nickson (1) |
| 3FG % (min. 2 att.) | Bentley (4/4), Lucas (6/5), Gray (4/2), Edwards (-/2) |

PENN STATE VS. THE BIG TEN

| | | | | | |
|----------------|--------------------------|-------|--------------|--------------------------|-------|
| Illinois | Overall | 28-14 | Nebraska | Overall | 3-1 |
| | Big Ten Games | 21-11 | | Big Ten Games | 1-1 |
| | Big Ten Tournament | 4-2 | | Big Ten Tournament | 0-0 |
| | Home | 15-2 | | Home | 1-1 |
| | Away | 9-10 | | Away | 1-0 |
| | Neutral | 4-2 | | Neutral | 1-0 |
| Indiana | Overall | 27-9 | Northwestern | Overall | 29-7 |
| | Big Ten Games | 22-8 | | Big Ten Games | 26-6 |
| | Big Ten Tournament | 3-1 | | Big Ten Tournament | 2-0 |
| | Home | 15-2 | | Home | 16-1 |
| | Away | 9-6 | | Away | 11-5 |
| | Neutral | 3-1 | | Neutral | 2-1 |
| Iowa | Overall | 24-17 | Ohio State | Overall | 31-21 |
| | Big Ten Games | 19-14 | | Big Ten Games | 18-14 |
| | Big Ten Tournament | 2-1 | | Big Ten Tournament | 4-5 |
| | Home | 14-5 | | Home | 16-6 |
| | Away | 7-11 | | Away | 11-9 |
| | Neutral | 3-1 | | Neutral | 4-6 |
| Michigan | Overall | 28-9 | Purdue | Overall | 15-25 |
| | Big Ten Games | 26-7 | | Big Ten Games | 13-19 |
| | Big Ten Tournament | 1-2 | | Big Ten Tournament | 2-3 |
| | Home | 14-2 | | Home | 9-8 |
| | Away | 13-5 | | Away | 4-14 |
| | Neutral | 1-2 | | Neutral | 2-3 |
| Michigan State | Overall | 24-13 | Wisconsin | Overall | 26-10 |
| | Big Ten Games | 21-12 | | Big Ten Games | 23-10 |
| | Big Ten Tournament | 2-1 | | Big Ten Tournament | 2-0 |
| | Home | 14-4 | | Home | 15-2 |
| | Away | 8-8 | | Away | 9-8 |
| | Neutral | 2-1 | | Neutral | 2-0 |
| Minnesota | Overall | 22-11 | | | |
| | Big Ten Games | 20-11 | | | |
| | Big Ten Tournament | 1-0 | | | |
| | Home | 13-3 | | | |
| | Away | 8-8 | | | |
| | Neutral | 1-0 | | | |



RECORD BOOK

CAREER SCORING

1. 2,919 Kelly Mazzante, 2001-04
2. 2,253 Susan Robinson, 1989-92
3. 2,044 Tyra Grant, 2007-10
4. 2,025 Kahadeejah Herbert, 1982-85
5. 1,995 Tanisha Wright, 2002-05
6. 1,897 Suzie McConnell, 1985-88
7. 1,725 Angie Potthoff, 1993-97
8. 1,663 Lisa Shepherd, 1998-01
9. 1,619 Andrea Garner, 1997-00
10. 1,538 Tanya Garner, 1988-91
11. 1,514 Vicki Link, 1984-87
12. 1,466 Jess Strom, 2002-05
13. 1,463 Katina Mack, 1992-96
14. 1,428 Jen Bednarek, 1980-83
15. 1,328 Maren Walseth, 1998-01
16. 1,320 Cheryl Ellison, 1980-83
17. 1,295 Kathy Phillips, 1989-92
18. 1,294 Helen Darling, 1997-00
19. 1,288 Carol Walderman, 1981-83
20. 1,280 Louise Leimkuhler, 1980-82
21. 1,240 Tina Nicholson, 1993-96
22. 1,238 Kam Gissendanner, 2006-08
23. 1,233 Amanda Brown, 2004-07
24. 1,186 Bethany Collins, 1985-88
25. **1,182 Alex Bentley, 2010-present**
26. 1,162 Lisa Faloon, 1984-87
27. 1,142 Jess Brungo, 2001-04
28. 1,135 Sue Martin, 1976-80
29. 1,106 Missy Masley, 1992-95
30. 1,084 Brianne O'Rourke, 2005-09
31. 1,061 Nancy Kuhl, 1975-79
32. 1,024 Rashana Barnes, 1999-02
33. 1,022 Helen Holloway, 1991-94

CAREER BLOCKS

1. 268 Kim Calhoun, 1993-96
2. 192 Mary Donovan, 1977-81
3. 189 Rashana Barnes, 1999-02
4. 185 Andrea Garner, 1997-00
5. 172 Amanda Brown, 2004-07
6. **157 Nikki Greene, 2010-present**

CAREER REBOUNDS

1. 1,103 Kahadeejah Herbert, 1982-85
2. 1,070 Susan Robinson, 1989-92
3. 1,016 Andrea Garner, 1997-00
4. 943 Vicki Link, 1984-87
5. 918 Angie Potthoff, 1993-97
6. 820 Mag Strittmatter, 1975-78
7. 818 Cheryl Ellison, 1980-83
8. 808 Amanda Brown, 2004-07
9. 773 Mary Donovan, 1978-81
10. 757 Bethany Collins, 1985-88
11. 728 Rashana Barnes, 1999-02
12. 721 Missy Masley, 1992-95
13. 719 Louise Leimkuhler, 1980-83
14. 717 Kathy Phillips, 1989-92
15. 690 Julia Trogele, 2008-11
16. 672 Helen Darling, 1997-00
17. 649 Jess Brungo, 2001-04
18. 645 Maren Walseth, 1998-01
19. **635 Nikki Greene, 2010-present**
20. 621 Tanisha Wright, 2002-05

CAREER THREE-POINT FIELD GOALS MADE

1. 357 Kelly Mazzante, 2001-04
2. 230 Lisa Shepherd, 1998-01
3. 191 Jess Strom, 2002-05
4. 179 Tyra Grant, 2007-10
5. 175 Tiffany Longworth, 1994-97
6. **164 Maggie Lucas, 2011-present**
7. **130 Zhaque Gray, 2009-present**

CAREER ASSISTS

1. 1,307* Suzie McConnell, 1984-88
2. 826 Tina Nicholson, 1993-96
3. 791 Helen Darling, 1997-00
4. 776 Jess Strom, 2002-05
5. 632 Annie Troyan, 1981-83
6. 567 Dana Eikenberg, 1989-92
7. 560 Brianne O'Rourke, 2006-09
8. 528 Nancy Kuhl, 1975-79
9. 484 Tanisha Wright, 2002-05
10. **411 Alex Bentley, 2010-present**
- 411 Tanya Garner, 1988-91

CAREER STEALS

1. 507 Suzie McConnell, 1985-88
2. 314 Helen Darling, 1997-00
3. 310 Jess Strom, 2002-05
4. 293 Tina Nicholson, 1993-96
5. 289 Kelly Mazzante, 2001-04
6. 267 Tanisha Wright, 2002-05
7. 257 Nancy Kuhl, 1975-79
8. 247 Corinne Gulas, 1980-81
9. 224 Kahadeejah Herbert, 1982-85
10. 223 Tanya Garner, 1987-91
11. 217 Carol Walderman, 1981-83
12. 215 Sue Martin, 1976-80
13. 196 Brianne O'Rourke, 2006-09
14. 187 Annie Troyan, 1981-83
15. **182 Alex Bentley, 2010-present**
- 182 Dana Eikenberg, 1989-92
- 182 Vanessa Paynter, 1984-87

CENTURY MARK TIMES THREE: The Lady Lions reach the 100-point mark for the third time this season with a 103-42 victory over Wagner Dec. 18. Penn State also posted 103 tallies in wins over North Carolina (103-84) and Nevada (103-65). The three 100-point games are tied for the fourth-most 100-point games in a season in school history. The record for 100-point contests is six by the 1984-85 squad. The 1992-93, 1980-81 and 1978-79 teams each reached the century mark three times in their respective seasons.

WALDNER WAILS ON BOARDS: Freshman post player **Tori Waldner** posted the first double-digit rebounding performance of her career with 10 caroms against Wagner Dec. 18. The rookie hauled in three offensive boards and seven defensive caroms to lead all players. Her previous personal best was nine rebounds against UMES.

GRAY TO 700: With 13 tallies against Wagner Dec. 18, senior guard **Zhaque Gray** reached the 700-point mark for her career. After scoring just 233 markers in her first two seasons in Happy Valley, Gray has become a solid third scorer for the Lady Lions alongside **Maggie Lucas** and **Alex Bentley**.

PERFECT FROM THE FIELD: Junior center **Nikki Greene** made consecutive last 11 shots from the field after going 5-for-5 in the second half against Virginia Tech and 6-for-6 versus UMES. The performance against the Lady Lions was just the second perfect effort from the field by Greene. Her other perfect outing was against Minnesota (1-1) her freshman season (Dec. 6, 2009).

GRABBING BOARDS: Freshman **Tori Waldner** and sophomore **Ariel Edwards** each snared a career-high nine rebounds in the win over UMES Dec. 11. In addition to her nine caroms, Waldner tied her career-high two blocks and played a personal-best 21 minutes. Edwards also dished out a career-best three assists in the win.

BENTLEY JOINS 1,000-POINT CLUB: With 11 points versus Virginia Tech Dec. 6, junior guard **Alex Bentley** became the 33rd player in school history with 1,000 points. She is also the 15th junior to reach the milestone and first Lady Lion to accomplish the feat since Tyra Grant reached the 1,000-point plateau in 2008.

STIFLING D: The Lady Lions turned in a stellar defensive performance in a 66-28 win over Virginia Tech Dec. 6. The 28 points were the fewest scored by the Hokies in program history, surpassing the 33 points scored against Tennessee during the 1995 campaign. It is also the fewest points scored by a Penn State opponent since giving up 21 tallies to Rider on Nov. 14, 2010.



COURTSIDE WITH COQUESE

Courtside with Coquese, a show that follows the Penn State women's basketball team during the season and takes viewers on an all-access tour of the team. All episodes of Courtside with Coquese can also be viewed online at LadyLions.com. Episodes will also be available on Comcast Video On Demand on Comcast in Pennsylvania on Fridays.

Courtside with Coquese Air Dates

| | | | |
|-------|--------------|------------|-----------|
| Ep. 5 | Thurs., 2/2 | 10:30 a.m. | BTN |
| | Thurs., 2/2 | 6:15 p.m. | PBS World |
| | Fri., 2/3 | 8:30 p.m. | WPSU |
| Ep. 6 | Sat., 2/4 | 11 a.m. | WPSU |
| | Thurs., 2/9 | 10:30 a.m. | BTN |
| | Thurs., 2/9 | 6:15 p.m. | PBS World |
| Ep. 7 | Fri., 2/10 | 8:30 p.m. | WPSU |
| | Sat., 2/11 | 11 a.m. | WPSU |
| | Thurs., 2/16 | 10:30 a.m. | BTN |
| Ep. 8 | Thurs., 2/16 | 6:15 p.m. | PBS World |
| | Fri., 2/17 | 8:30 p.m. | WPSU |
| | Sat., 2/18 | 11 a.m. | WPSU |
| Ep. 9 | Thurs., 2/23 | 10:30 a.m. | BTN |
| | Thurs., 2/23 | 6:15 p.m. | PBS World |
| | Fri., 2/24 | 8:30 p.m. | WPSU |
| | Sat., 2/25 | 11 a.m. | WPSU |
| | TBA | | |

STELLAR SHOOTING: The Lady Lions shot a sizzling 71.4% (15-21) from the field in the second half in the win over Virginia Tech Dec. 6. It is the first time a Penn State team shot better than 70% in a half since shooting 70.4% against Ohio State in the Big Ten Tournament on March 4, 2007. It was also the best shooting effort for the Lady Lions in a half since connecting on 72.7% (16-22) in the first half against Northwestern on Jan. 4, 2007.

BENTLEY NAMED TO TRIO OF WATCH LISTS: Junior point guard **Alex Bentley** as been named to a pair of watch lists for National Player of the Year. Bentley is one of 25 players on the WBCA's Wade Trophy Watch List, is among the 30 players on the Wooden Award preseason chart and is on the Naismith Award watch list. Additionally, Maggie Lucas is also on the Naismith Award chart, making the Lady Lions one of 11 schools with multiple players on the list.

TOPPLING TOP 15 FOE: The Lady Lions shot 48.7% from the field and 58.3% from three-point range en route to a 103-84 win over #14/13 North Carolina in the Big Ten/ACC Challenge Nov. 30. It was the first win over a ranked opponent for Penn State since topping No. 14/13 Iowa (68-59) on Dec. 30, 2010.

CONSECUTIVE 100s: The Lady Lions reached 100 points for the second consecutive game with a 103-84 win over #14/13 North Carolina Nov. 30 and a 103-65 victory at Nevada Nov. 26. The last time Penn State scored 100 points in back-to-back games was in 1993 when the Lady Lions defeated Nebraska, 102-66, on Jan. 2 and Illinois, 101-71, on Jan. 7.

LUCAS INTO 6TH ON 3S LIST: Sophomore guard **Maggie Lucas** moved into sixth place on Penn State's career three-pointers list with five triples versus North Carolina Nov. 30. She passed Tina Nicholson (1993-96) with her effort versus the Tar Heels.

Career Three-Point Field Goals Made

1. 357 Kelly Mazzante, 2001-04
2. 230 Lisa Shepherd, 1998-01
3. 191 Jess Strom, 2002-05
4. 179 Tyra Grant, 2007-10
5. 175 Tiffany Longworth, 1994-97
6. 164 **Maggie Lucas, 2011-pres.**

SCHOOL RECORD FROM DEEP: The Lady Lions connected on a school record 14 three-pointers in the 103-84 win over North Carolina Nov. 30. Penn State breaks the mark of 13 makes from beyond the arc, which was accomplished twice (at Dayton, 11/21/10; vs. St. Francis (12/2/99)). The 14 threes by PSU also tie for the most by a North Carolina opponent.

BENTLEY'S DOUBLE VISION: Junior **Alex Bentley** posted the first double-double of her career with 15 points and a personal-best 15 assists in the upset win over #14/13 North Carolina Nov. 30. Bentley's 15 assist are a career high and are tied for 11th on Penn State's single-game chart. The 15 helpers also tie the Bryce Jordan Center record, also set by Helen Darling versus Wisconsin on Jan. 29, 1999.

BACK-TO-BACK 20s FOR ZHA ZHA: Senior guard **Zhaque Gray** reached the 20-point for the second-straight game with 25 points on 6-of-10 shooting from long range in the win over #14/13 North Carolina Nov. 30. This is the second time in her career that she had back-to-back 20-point games with the first coming last year against Dayton (27) and Rider (22).

HIGH SCORING HALF: The Lady Lions scored 58 points in the first half of the win over #14/13 North Carolina, marking the first time the Lions have scored more than 55 points in a half since tallying 55 in the second half at Boston College on Dec. 2, 2010.

LADYLIONS.COM: LadyLions.com is a website dedicated exclusively to women's basketball at Penn State. The website gives the Lady Lions a chance to showcase the Penn State women's basketball program to potential recruits and fans. The site has been recently enhanced with the addition of a team blog, live chats and an "Ask Coach Quese" mailbag. The team blog has been up and running since August. The blog is regularly updated with entries from Lady Lion basketball players, coaches and staff members. The Lady Lions and the coaching staff interact with fans during a weekly live chat on Mondays from 12:15-1:15. The final new feature on LadyLions.com for this season is the Ask Coach Quese mailbag. Coach Quese will answer fan questions each Tuesday throughout the season. Questions can be submitted to Coach Quese by emailing them to askcoachquese@gmail.com. Be sure to include your name and hometown when submitting a question.

STEALING A BENTLEY: Junior guard **Alex Bentley** worked on her pick-pocketing skills in Nevada with a career-best five steals against the Wolf Pack in the Nugget Classic title game. She also nabbed four steals in the opening round win over Iowa State.

NUGGET CROWN: Penn State claimed the Nugget Classic title over Thanksgiving with wins over Iowa State (66-59) and Nevada (103-65). It is the 28th regular-season tournament title for PSU and the second this season (Lady Lion Classic). **Alex Bentley** was selected as the Tournament MVP after averaging 18.0 points, 4.5 assists and 4.5 steals in two games. She also shot 57.1% from the field. **Maggie Lucas** also collected All-Tournament team accolades as she averaged 22.0 points, 6.5 rebounds and 3.0 assists in the Nugget Classic.

NEWEST 500 BOARD MEMBER: Junior center **Nikki Greene** became the 27th player in school history to reach 500 rebounds with seven caroms against Iowa State on Nov. 25. She joins an elite list that it topped by Kahadeejah Herbert (1,103) and Susan Robinson (1,070).

WALDNER ON THE BOARD: Freshman post player **Tori Waldner** scored her first collegiate points with a 15-foot jumper at Iowa State Nov. 25. She finished the contest with five points and connected on both of her shots from the field. Waldner also blocked her first career shot.

FOUL FACTOR: The Lady Lions were charged with 32 fouls in the win over Iowa State, its most fouls in a game since they committed 30 fouls against UCSB Nov. 20, 2001.

A BLOCK EAST: Sophomore center **Talia East** rejected seven shots in the win at South Carolina Nov. 20. The seven blocks are tied for third on Penn State's single-game charts and are the most since **Nikki Greene** blocked seven shots against Purdue on Jan. 28, 2010. Additionally, East hauled in 15 rebounds against the Gamecocks, the most rebounds for a Penn State player since **Mia Nickson** had 15 caroms at Iowa on Feb. 6, 2011.

LATE RALLIES: The Lady Lions used late runs to claim each of their first three wins this season. Penn State needed a 13-0 run against South Carolina (Nov. 20), a 19-0 run against Middle Tennessee (Nov. 13) and a 13-0 spurt versus Washington State (Nov. 11). In the final five minutes of their three wins, the Lady Lions are outscoring their opponents an average of 10-0 and holding them to an 0-for-26 effort from the field.

LATE RALLIES

| Team | Run | Length | Deficit |
|------------------|------|--------|---------|
| Washington State | 13-0 | 6:53 | 1 |
| Middle Tennessee | 19-0 | 6:45 | 3 |
| South Carolina | 13-0 | 5:22 | 8 |





COQUESE WASHINGTON

Head Coach
5th Season

PENN STATE LADY LION BASKETBALL

Coquese Washington, who helped lead Notre Dame to the 2001 NCAA Championship, was introduced as the fifth head coach of the Penn State women's basketball program on April 23, 2007. Washington is the first female African-American head coach in Penn State history.

The Lady Lions returned to the national stage in Washington's fourth year with a second-place finish in the Big Ten regular season standings, a runner-up finish in the Big Ten Tournament and a berth in the NCAA Tournament. Penn State tallied its most victories since the 2003-04 campaign and 23rd 20-win season with a 25-10 overall record and an 11-5 mark in conference play. The Lady Lions worked their way back to the "Big Dance" for the first time since 2004-05 and advanced to the second round for the first time in seven years with a win over Dayton in the first round in front of a raucous Bryce Jordan Center crowd. After a remarkable season in the books and steps toward returning the Lady Lions to national prominence, Washington was selected as the 2011 BCA Female Coach of the Year.

Penn State was a dominating force from the perimeter as the Lady Lions tied the school record with 228 three-pointers and led NCAA Division I from deep with a .415 three-point field goal percentage. Pacing the Lady Lions from downtown was Maggie Lucas, who broke the Big Ten three-pointers record with 112 triples to go along with a .426 shooting percentage. For her efforts, Lucas was selected as the Big Ten Freshman of the Year and Big Ten Sixth Player of the Year while breaking the Penn State freshman season scoring record (552 pts.). Additionally with Washington's guidance, Alex Bentley became the 11th different player in school history to take home first team All-Big Ten accolades after finishing second in the conference in assists. After outstanding seasons, both Lucas and Bentley were invited to the USA Basketball World University Games Trials.

Washington's third season saw the Lady Lions return to the postseason for the first time since 2004-05 with a WNIT berth. The Lions earned their most overall wins (17) and conference wins (8) since the 2004-05 campaign en route to a sixth-place finish in the Big Ten.

Washington led Tyra Grant to back-to-back first team All-Big Ten honors and *Associated Press* Honorable Mention All-America accolades in her senior season. Grant capped off her career by being selected by the Phoenix Mercury

in the second round of the WNBA Draft. The four-time all-conference pick left Penn State third in school history in scoring with 2,044 points. Washington also guided Bentley to third team All-Big Ten honors, as well as a unanimous selection to the Big Ten All-Freshman team.

That year, Washington and the Lady Lions garnered one of the top recruiting classes in the country, finishing 22nd on the ESPN/HoopGuriz recruiting chart. The class included just the second McDonald's High School All-American in Penn State history in Lucas, WBCA High School All-American Ariel Edwards and All-State selection Talia East.

In Washington's second season, the Lady Lions moved up three positions in the Big Ten standings, finishing in a tie for seventh place. Under Washington's guidance in 2008-09, Grant became the 10th different player in school history to earn first team All-Big Ten honors.

The Coquese Washington era started in style as the Lady Lions won their first three games of the season, including a win over #20/21 Pittsburgh, to claim the WBCA Classic title. Just three weeks later, Washington guided the Lady Lions to their first ever win over perennial contender and 10th-ranked Duke in the inaugural Big Ten/ACC Challenge, a game that was televised on ESPN2.

Washington came to Happy Valley after eight seasons as an associate head coach and assistant coach under Muffet McGraw at Notre Dame, her alma mater. During Washington's eight years on the bench, Notre Dame amassed a 188-69 record with eight NCAA Tournament appearances, including four Sweet Sixteen runs and a National Championship in 2001.

Washington was a four-year starting point guard for Notre Dame under McGraw and was the team captain on Notre Dame's first-ever NCAA Tournament team. She was a two-time All-Midwestern Collegiate Conference (MCC) selection and led Notre Dame to three MCC Tournament titles.

The epitome of a student-athlete, Washington graduated from Notre Dame in 1992, a full year ahead of schedule, with a bachelor's degree in history. She went on to attain "Double Domer" status in 1997 after earning her Juris Doctorate from the Notre Dame Law School.

In addition to assisting with the efforts of the WBCA Pink Zone at Penn State to raise money and awareness for breast cancer, Washington created Coquese's Drive for the

THE WASHINGTON FILE

COACHING RESUME

2007-pres. - Head Coach, Penn State University
 2011-pres. - President, NCAA Women's Basketball Issues Committee
 2010-pres. - Treasurer, WBCA Executive Committee
 2008-pres. - Member, WBCA Board of Directors
 2009-pres. - Member, USA Basketball Women's Junior National Committee
 2005-07 - Assoc. Head Coach, Univ. of Notre Dame
 1999-05 - Assistant Coach, Univ. of Notre Dame

PLAYING EXPERIENCE

2002-03 - WNBA's Indiana Fever
 2000-02 - WNBA's Houston Comets
 1998-99 - WNBA's New York Liberty
 1997-98 - ABL's Portland Power
 1989-93 - University of Notre Dame

EDUCATION

Notre Dame '92, B.A. History
 Notre Dame Law School '97, Juris Doctorate

NOTABLE

- ❖ 2011 BCA Female Coach of the Year.
- ❖ Helped guide Notre Dame to the 2001 NCAA Championship.
- ❖ Eight consecutive recruiting classes at Notre Dame ranked in the Top 25 nationally.
- ❖ Notre Dame had four Sweet Sixteen appearances and eight NCAA Tournament berths during Washington's tenure.
- ❖ Point guard for the 2000 WNBA Champion Houston Comets.
- ❖ Founding President, WNBA Players Association, 1999-01.
- ❖ Actively negotiated first two collective bargaining agreements for the WNBPA.
- ❖ Inducted into the Greater Flint Area Sports Hall of Fame in Dec. 2009.

FAMILY

Husband: Raynell Brown
 Children: Quenton (6), Rhaiyna (2)

Women's Resource Center. The first four Coquese's Drives raised more than \$56,869 for the Centre County Women's Resource Center to aid in the fight against domestic violence.

Washington is currently serving on the 29-member WBCA Board of Directors, where she is the Treasurer of the Executive Committee. Washington is also a member of the USA Basketball Women's Junior National Team Selection Committee.

A native of Flint, Mich., Washington and her husband, Raynell Brown, have a son, Quenton (6), and a daughter, Rhaiyna (2). They reside in Port Matilda, Pa.

Washington's Coaching Record vs. Opponents

| | | | | | |
|------------------------|-------------------------|----------------------------|--------------------------|----------------------------|----------------------------|
| Arizona 1-0 | DePaul.....0-1 | Indiana..... 3-4 | Monmouth 1-0 | Prairie View A&M 1-0 | Wagner 1-0 |
| Army 1-0 | Drexel 2-1 | Iowa 5-5 | Nebraska 1-1 | Purdue 1-7 | Washington State 1-0 |
| Boston College.....0-1 | Duke 1-0 | Iowa State..... 1-0 | Nevada 1-0 | Rider 1-0 | Wisconsin 3-5 |
| Bucknell 5-0 | Florida State 0-1 | Maine 1-0 | NJIT 1-0 | South Carolina.....4-1 | UW-Green Bay 0-1 |
| Buffalo 1-0 | Georgetown 1-0 | UMES 1-0 | North Carolina 1-0 | Stony Brook 1-0 | Xavier 0-1 |
| Charlotte 1-0 | Georgia Tech 0-1 | Michigan 7-3 | Northwestern 5-1 | Syracuse 0-1 | |
| Connecticut 0-1 | Hartford 1-0 | Michigan State.....2-7 | Oakland 2-0 | Texas A&M 0-1 | |
| Coppin State..... 1-0 | Hofstra 0-1 | Middle Tennessee 1-0 | Ohio State..... 1-6 | Texas Tech 1-1 | |
| Dayton 2-1 | Holy Cross 1-0 | Minnesota 2-6 | Old Dominion.....0-1 | Utah 1-0 | |
| Delaware 1-1 | Illinois 8-3 | Mississippi 1-0 | Pittsburgh 2-1 | Virginia Tech..... 1-0 | |





#2 Dara Taylor

Jr. * G * 5-8 * Wilmington, Del./Caraval Acad. (Maryland)

2011-12 Season Notes:

Will sit out the 2011-12 season due to NCAA Transfer policy.

2010-11 (at Maryland):

Had two points, two steals and four assists in the NCAA Tournament game against Georgetown (3/22) ... Tallied three points, three steals and two assists in the NCAA Tournament win over St. Francis (Pa.) ... Made both of her shots from the field en route to four points and two steals versus North Carolina State (2/6) ... Registered six points, four steals and four assists in the win over Saint Joseph's (1/2) ... Dished out four assists against La Salle (12/28) ... Notched five dimes against Delaware State (12/19) ... Was 3-for-4 from the field and finished with seven points and three assists in the win over UMBC (12/10) ... Accounted for four assists and four steals at Purdue (12/2) ... Tallied six points, five assists, four rebounds and a steal in the win over East Carolina (11/26) ... Recorded five points and five assists in the victory over Towson (11/18) ... Opened the season with two points, three assists and a steal in the win over Monmouth (11/13).

2009-10 (at Maryland)

Broke Maryland's freshman season assists record with 171 helpers Recorded more than six assists in 15 of 27 starts ... Finished third in the ACC in assists and sixth in assist-to-turnover ratio (1.2) ... Grabbed career-high eight rebounds in WNIT Second Round win over East Carolina (3/21) ... Contributed 10 points in ACC Tournament win over North Carolina (3/4) ... Netted a career-high 17 points on 7-of-12 shooting against Clemson (2/14) ... Made 7-of-10 free throws to help clinch the win over Wake Forest (2/11) ... Finished the game with nine points and two steals against the Demon Deacons ... Accounted for nine assists at Virginia Tech (1/28) ... Had six points, eight assists and seven rebounds versus Boston College (1/14) ... Notched first career double-double with 10 points and career-high 11 assists at No. 19/21 Virginia (1/11) ... Also added three steals and four rebounds versus the Cavaliers ... Dished out eight assists versus Saint Joseph's (1/3) ... Notched nine points, eight assists and four rebounds versus UNC-Wilmington (12/29) ... Recorded nine points and three rebounds versus Minnesota (12/3) in the Big Ten/ACC Challenge ... Had six points and six assists in the win over Howard (11/27) ... Accounted for 11 points with seven assists in a win over Samford (11/24) ... Tallied nine points, two steals and an assist in her first career start at Mississippi State (11/22) ... Chipped in six points, nine assists and five rebounds against Old Dominion (11/19) ... Had 10 points with five assists in win against New Hampshire (11/16) ... Posted nine points, five assists and career-high six steals in collegiate debut against North Carolina Central (11/14).

HIGH SCHOOL

McDonald's High School All-American ... 52nd-ranked player by ESPN/HoopGurlz out of Caravel Academy ... 2009 Delaware Gatorade Player of the Year ... Two-time All-State selection with a first team berth as a senior and a second team nod as a junior ... 1,192 career points at Caravel Academy ... Averaged 17.8 points, 5.5 assists, 5.0 rebounds and 5.0 steals per game as a senior ... Led the Buccaneers to the Delaware State Quarterfinals as a senior ... Named to the DelawareGirlsBasketball.com All-Decade (2000-09) visitor's poll first team ... Selected to the Delaware's Finest third team All-Decade (2000-09) team ... Played AAU for the Philly Belles alongside Lady Lion teammate Maggie Lucas ... AAU team won the 2007 USJN in Cincinnati and were the 15u and 16u Mid-Atlantic Champions ... Also participated in track & field at Caravel Academy, finishing fifth in the state in the high jump, long jump and 4x100 relay in 2009.

PERSONAL

Full name is Dara Nailah Taylor ... Born January 16, 1991 in Manhattan, New York ... Parents are Jo and Ron Taylor ... Has one brother, Ron Jr. (17) ... Majoring in communication, arts and sciences.

CAREER HIGHS

| | |
|-----------------------------|--------------------------------------|
| Points..... | 17 vs. Clemson (2/14/10) |
| Rebs. | 8 vs. East Carolina (3/21/10) |
| Assists | 11 at American (12/20/09) |
| | 11 at Virginia (1/11/10) |
| Steals..... | 6 vs. N.C. Central (11/14/09) |
| Blocks | 1 (3x) last at St. Joseph's 1/2/11 |
| Minutes | 38 at American (12/20/09) |
| FGM..... | 7 vs. Clemson (2/14/10) |
| FGA | 14 at N.C. State (1/17/10) |
| FG% | 1.000 (3x) |
| | last vs. N.C. State (2-2) (2/6/11) |
| 3FGM..... | 2 vs. Samford (1/24/09) |
| | 2 vs. Clemson (2/14/10) |
| 3FGA | 5 at Mississippi State (11/22/09) |
| 3PT % | 1.000 (1-1) at Longwood (1/31/10) |
| | 1.000 (1-1) vs. Providence (3/25/10) |
| FTM | 7 at Wake Forest (2/11/10) |
| FTA | 10 at Wake Forest (2/11/10) |
| | 10 vs. North Carolina (3/4/10) |
| FT % | 1.000 (7x) |
| | last vs. Georgetown (2-2) (3/22/11) |
| Career Double-Doubles | 1 |





#5 Talia East

So. * F/C * 6-3 * Philadelphia, Pa./The Friends School

2011-12 Highlights:

- ♦ Had arguably the best game of her career, registering in personal bests of 15 rebounds and seven blocks to go along with six points at South Carolina (11/20).
- ♦ Her seven blocks at South Carolina are tied

for the third on the PSU single-game charts and are the most for a Lady Lion since Nikki Greene blocked seven shots against Purdue on Jan. 28, 2010.

2011-12 Season Notes:

- ♦ Grabbed seven rebounds to go along with four points at Wisconsin (1/2).
- ♦ Chipped in six points, eight rebounds, a career-best two assists and three blocks in the win at Bucknell (12/21).
- ♦ Equalled her career high with eight points to compliment six rebounds, two blocks and an assists in the win over Wagner (12/18).
- ♦ Snared five rebounds in eight minutes against UMES (12/11).
- ♦ Had a solid night off the bench with six points, three rebounds, a block and a steal in the win over Virginia Tech (12/6).
- ♦ Accounted for six points, eight rebounds, a blocked shot and a career-high two steals at #19/25 Texas Tech (12/3).
- ♦ Registered a career-best eight points on 4-of-6 shooting to go along with six rebounds in the Nugget Classic Championship game win over Nevada (11/26).
- ♦ Turned in her first career double-digit rebounding performance as she hauled in a personal-best 11 caroms at Delaware (11/17). Also equalled her career scoring mark with six points against the Blue Hens.
- ♦ Notched two points, six rebounds and a blocked shot in the Lady Lion Classic Championship game win over Middle Tennessee (11/13).
- ♦ Had a career night in the season-opening win over Washington State (11/11) with personal bests of six points via a 3-for-3 shooting effort and eight rebounds.
- ♦ Tallied four points, five rebounds and two steals in the exhibition win over Bloomsburg (11/5).

CAREER HIGHS

| | |
|-----------------------|-------------------------------------|
| Points | 8 vs. Wagner (12/18/11) |
| Rebs. | 15 at South Carolina (11/20/11) |
| Assists | 2 at Bucknell (12/21/11) |
| Steals | 2 at Texas Tech (12/3/11) |
| Blocks | 7 at South Carolina (11/20/11) |
| Minutes | 29 at South Carolina (11/20/11) |
| FGM | 4 at Nevada (11/26/11) |
| FGA | 7 at Bucknell (12/21/11) |
| FG% | 7 vs. Wagner (12/18/11) |
| FTM | 1.000 (7x) |
| FT% | last vs. Michigan (1-1) (1/12/12) |
| 3FGM | n/a |
| 3FGA | n/a |
| 3PT % | n/a |
| FTM | 4 vs. Nebraska (12/30/11) |
| FTA | 4 (3x) last vs. Nebraska (12/30/11) |
| FT % | 4 (3x) |
| | last vs. Nebraska (4-4) (12/30/11) |
| Career Double-Doubles | n/a |

GAME-BY-GAME

| | P | R | B |
|-------------------|---|----|---|
| WASH. STATE | 6 | 8 | 2 |
| MID. TENN. | 2 | 6 | 1 |
| at Delaware | 6 | 11 | 2 |
| at South Carolina | 6 | 15 | 7 |
| vs. Iowa State | 0 | 3 | 0 |
| at Nevada | 8 | 6 | 0 |
| NORTH CAROLINA | 3 | 4 | 0 |
| at Texas Tech | 6 | 8 | 1 |
| VIRGINIA TECH | 6 | 3 | 1 |
| UMES | 2 | 5 | 0 |
| WAGNER | 8 | 6 | 2 |
| at Bucknell | 6 | 8 | 3 |
| NEBRASKA | 4 | 4 | 1 |
| at Wisconsin | 4 | 7 | 0 |
| MICHIGAN ST. | 0 | 0 | 2 |
| MICHIGAN | 2 | 1 | 0 |
| at Nebraska | 0 | 4 | 3 |
| at Illinois | 0 | 5 | 0 |
| IOWA | 1 | 3 | 0 |
| at Michigan | 2 | 2 | 0 |
| at Michigan State | 0 | 3 | 0 |
| INDIANA | | | |
| at Minnesota | | | |
| WISCONSIN | | | |
| at Northwestern | | | |
| at Purdue | | | |
| OHIO STATE | | | |
| MINNESOTA | | | |

East vs. the Big Ten

| Team | G | Pts.-Avg. | Rebs.-Avg. | Assts.-Avg. | Blks.-Avg. |
|----------------|---|-----------|------------|-------------|------------|
| Illinois | 4 | 0-0.0 | 9-2.3 | 0-0.0 | 0-0.0 |
| Indiana | 2 | 4-2.0 | 2-1.0 | 0-0.0 | 0-0.0 |
| Iowa | 1 | 1-1.0 | 3-3.0 | 0-0.0 | 0-0.0 |
| Michigan | 3 | 4-0.8 | 3-1.0 | 0-0.0 | 0-0.0 |
| Michigan State | 3 | 2-0.7 | 3-1.0 | 0-0.0 | 2-0.7 |
| Minnesota | - | - | - | - | - |
| Nebraska | 2 | 4-2.0 | 8-4.0 | 0-0.0 | 4-2.0 |
| Northwestern | 2 | 2-1.0 | 4-2.0 | 0-0.0 | 0-0.0 |
| Ohio State | 3 | 2-0.7 | 2-0.7 | 0-0.0 | 2-0.7 |
| Purdue | 2 | 1-0.5 | 4-2.0 | 0-0.0 | 0-0.0 |
| Wisconsin | 1 | 4-4.0 | 7-7.0 | 0-0.0 | 0-0.0 |





#12 Zhaque Gray

Sr. * G * 5-8 * Chicago, Ill./Prep John Hope

2011-12 Highlights:

- Named to Lady Lion Classic All-Tournament team after averaging 11.0 points, 5.0 rebounds in two games.
- Seventh on Penn State's career three-pointers chart (130).

2011-12 Season Notes:

- Scored all nine of her points in the final 8:12 at Illinois (1/19).
- Was 7-for-11 from the field on the way to 16 points and a career-high six rebounds in the win at Nebraska (1/15).
- Contributed 15 points on 6-of-12 shooting to go along with four rebounds and an assists versus Michigan (1/12).
- Registered eight points and four rebounds versus Michigan State (1/7).
- Recorded eight points at Wisconsin (1/2).
- Had eight points in the win at Bucknell (12/21).
- Scored 13 points to go along with three rebounds, three assists and a pair of steals in the win over Wagner (12/18).
- Chipped in eight points and an assist against UMES (12/11).
- Tallied eight points and three assists at Texas Tech (12/3).
- Notched back-to-back 20-point games for the second time in her career with 25 points, four rebounds and a career-high six assists in the upset win over #14/13 North Carolina (11/30).
- Accounted for 21 points, four rebounds, three assists and two steals in the win at Nevada (11/26).
- Was 5-for-7 from the field, including makes on both of her three-point attempts, en route to 14 points in the win over Iowa State (11/25).
- Surpassed the 600-point plateau for her career with 15 tallies at Delaware (11/17).
- Had a team-best 15 points to go along with six rebounds and two assists in the Lady Lion Classic title game win over Middle Tennessee (11/13).
- Registered seven points and four rebounds against Washington State (11/11).

CAREER HIGHS

| | |
|-----------------------------|--|
| Points..... | 27 at Dayton (11/12/10) |
| Rebs. | 6 (3x) last at Nebraska (1/15/12) |
| Assists | 6 vs. North Carolina (11/30/11) |
| Steals..... | 3 vs. Bucknell (12/28/10) |
| | 3 vs. Michigan State (12/21/08) |
| Blocks | 1 at South Carolina (11/20/11) |
| | 1 at Iowa (2/6/11) |
| Minutes | 44 at Dayton (11/12/10) |
| FGM..... | 10 at Dayton (11/12/10) |
| FGA | 17 at Dayton (11/12/10) |
| FG% | 1.000 (3-3) at Indiana (2/13/11) |
| | 1.000 (4-4) at Michigan (2/9/09) |
| 3FGM..... | 7 at Dayton (11/12/10) |
| 3FGA | 11 at Dayton (11/12/10) |
| 3PT%..... | 1.000 (5x) |
| | last vs. Iowa State (2-2) (11/25/11) |
| FTM | 6 at Illinois (1/19/12) |
| FTA | 6 at Illinois (1/19/12) |
| | 6 at Ohio State (2/17/11) |
| FT% | 1.000 (26x) |
| | last at Michigan State (1-1) (1/29/12) |
| Career Double-Doubles | n/a |

GAME-BY-GAME


| | P | R | A |
|-------------------|----|---|---|
| WASH. STATE | 7 | 4 | 1 |
| MID. TENN. | 15 | 6 | 2 |
| at Delaware | 15 | 3 | 4 |
| at South Carolina | 6 | 4 | 2 |
| vs. Iowa State | 14 | 3 | 2 |
| at Nevada | 21 | 4 | 3 |
| NORTH CAROLINA | 25 | 4 | 6 |
| at Texas Tech | 8 | 2 | 3 |
| VIRGINIA TECH | 6 | 5 | 2 |
| UMES | 8 | 0 | 1 |
| WAGNER | 13 | 3 | 3 |
| at Bucknell | 8 | 0 | 2 |
| NEBRASKA | 0 | 2 | 1 |
| at Wisconsin | 8 | 1 | 1 |
| MICHIGAN ST. | 8 | 4 | 1 |
| MICHIGAN | 15 | 4 | 1 |
| at Nebraska | 16 | 6 | 0 |
| at Illinois | 9 | 3 | 1 |
| IOWA | 6 | 3 | 2 |
| at Michigan | 6 | 3 | 0 |
| at Michigan State | 6 | 0 | 0 |
| INDIANA | | | |
| at Minnesota | | | |
| WISCONSIN | | | |
| at Northwestern | | | |
| at Purdue | | | |
| OHIO STATE | | | |
| MINNESOTA | | | |

Gray vs. the Big Ten

| Team | G | Pts.-Avg. | Rebs.-Avg. | Assts.-Avg. | Stls.-Avg. |
|----------------|---|-----------|------------|-------------|------------|
| Illinois | 9 | 49-5.4 | 14-1.6 | 7-0.8 | 3-0.3 |
| Indiana | 6 | 39-6.5 | 9-1.5 | 6-1.0 | 2-0.3 |
| Iowa | 7 | 34-4.9 | 15-2.1 | 7-1.0 | 1-0.1 |
| Michigan | 7 | 53-7.6 | 13-1.9 | 7-1.0 | 1-0.1 |
| Michigan State | 7 | 21-3.0 | 12-1.7 | 2-0.3 | 5-0.7 |
| Minnesota | 5 | 21-4.2 | 5-1.0 | 4-0.8 | 0-0.0 |
| Nebraska | 2 | 16-8.0 | 8-4.0 | 1-0.5 | 0-0.0 |
| Northwestern | 4 | 37-9.3 | 8-2.0 | 6-1.5 | 1-0.3 |
| Ohio State | 5 | 37-7.4 | 8-1.6 | 7-1.4 | 3-0.6 |
| Purdue | 7 | 33-4.7 | 5-0.7 | 3-0.4 | 1-0.1 |
| Wisconsin | 6 | 37-6.2 | 8-1.3 | 1-0.2 | 3-0.5 |

Five-Time Big Ten Champions • Two-Time Big Ten Tournament Champions • 2000 NCAA Final Four • 22 NCAA Tournament Appearances





#15 Renee Womack

Sr. * G * 5-10 * Lansdale, Pa./Methacton

CAREER HIGHS

Points 10 at Wisconsin (1/2/11)
 Rebs. 8 (2x) last vs. Iowa (12/28/09)
 Assists 4 vs. Iowa (12/28/09)
 Steals 4 vs. Bucknell (12/28/10)
 Blocks 3 vs. Iowa (12/28/09)
 Minutes 30 vs. Iowa (12/28/09)
 FGM 4 at Wisconsin (1/2/11)
 4 vs. Stony Brook (11/19/08)
 FGA 8 vs. Army (12/8/10)
 8 vs. Stony Brook (11/19/08)
 FG% 1.000 (8x)
 last vs. Illinois (2-2) (3/5/11)
 3FGM 1 (7x) last at Indiana (2/13/11)
 3FGA 2 (4x) last at Indiana (2/13/11)
 3PT% 1.000 (3x)
 last vs. Illinois (2-2) (1/16/11)
 FTM 3 at Dayton (11/12/10)
 FTA 4 at Ohio State (2/17/11)
 4 at Dayton (11/12/10)
 FT% 1.000 (4x)
 last at Iowa (2-2) (2/6/11)
 Career Double-Doubles n/a

GAME-BY-GAME

| | P | R | A |
|-------------------|-----|---|---|
| WASH. STATE | DNP | | |
| MID. TENN. | DNP | | |
| at Delaware | DNP | | |
| at South Carolina | DNP | | |
| vs. Iowa State | DNP | | |
| at Nevada | DNP | | |
| NORTH CAROLINA | DNP | | |
| at Texas Tech | DNP | | |
| VIRGINIA TECH | DNP | | |
| UMES | DNP | | |
| WAGNER | DNP | | |
| at Bucknell | DNP | | |
| NEBRASKA | DNP | | |
| at Wisconsin | DNP | | |
| MICHIGAN ST. | DNP | | |
| MICHIGAN | DNP | | |
| at Nebraska | DNP | | |
| at Illinois | DNP | | |
| IOWA | DNP | | |
| at Michigan | DNP | | |
| at Michigan State | DNP | | |
| INDIANA | | | |
| at Minnesota | | | |
| WISCONSIN | | | |
| at Northwestern | | | |
| at Purdue | | | |
| OHIO STATE | | | |
| MINNESOTA | | | |

Womack vs. the Big Ten

| Team | G | Pts.-Avg. | Rebs.-Avg. | Assts.-Avg. | Stls.-Avg. |
|----------------|---|-----------|------------|-------------|------------|
| Illinois | 7 | 15-2.1 | 14-2.0 | 4-0.6 | 5-0.7 |
| Indiana | 3 | 3-1.0 | 6-2.0 | 0-0.0 | 1-0.3 |
| Iowa | 5 | 16-3.2 | 23-4.6 | 5-1.0 | 7-1.4 |
| Michigan | 2 | 7-3.5 | 5-2.5 | 0-0.0 | 3-1.5 |
| Michigan State | 3 | 2-0.7 | 1-0.3 | 1-0.3 | 1-0.3 |
| Minnesota | 3 | 2-0.7 | 2-0.7 | 1-0.3 | 0-0.0 |
| Nebraska | - | - | - | - | - |
| Northwestern | 4 | 6-1.5 | 7-1.8 | 2-0.5 | 2-0.5 |
| Ohio State | 4 | 7-1.8 | 6-1.5 | 3-0.8 | 1-0.3 |
| Purdue | 4 | 6-1.5 | 2-0.5 | 1-0.3 | 3-0.8 |
| Wisconsin | 3 | 13-4.3 | 7-2.3 | 0-0.0 | 3-1.0 |





#20 Alex Bentley

Jr. * G * 5-7 * Indianapolis, Ind./Ben Davis

2011-12 Highlights:

- ◆ Became the 33rd Lady Lion and 15th junior to score 1,000 career points with 11 tallies against Virginia Tech (12/6).
- ◆ On Wade Trophy, Wooden Award Midseason and Naimsmith Award watch lists.
- ◆ Big Ten Preseason Player of the Year (coaches and media).
- ◆ Selected as Nugget Classic Tournament MVP after averaging 18.0 points, 4.5 assists and 4.5 steals in two games.
- ◆ Named to Lady Lion Classic All-Tournament team after averaging 15.0 points, 3.0 rebounds, 4.0 assists and 2.5 steals in two games.
- ◆ Tied for 10th on Penn State's career assists list (411).
- ◆ 25th on Penn State's career scoring chart (1,182).
- ◆ Tied for 15th on Penn State's career steals list (182).

2011-12 Season Notes:

- ◆ Was 9-for-16 from the field en route to 18 points and eight assists in the win at Michigan (1/26).
- ◆ Tallied 21 points to go along with a career-high seven rebounds, two assists and six steals in the win over Iowa (1/22).
- ◆ Had 15 points, four rebounds, four assists and a pair of steals at Illinois (1/19).
- ◆ Scored 16 of her season-high 23 points in the first half in the win at Nebraska (1/15).
- ◆ Accounted for 12 points, five rebounds, six assists and four steals in a solid all-around performance in the win over Michigan (1/12).
- ◆ Nabbed a career-high eight steals to go along with 22 points in the Big Ten opener against Nebraska. The eight thefts are the most for a Lady Lion since Kelly Mazzante had eight steals vs. Fairfield on Dec. 2, 2001.
- ◆ Chipped in 11 points, seven assists and four steals in the non-conference finale at Bucknell (12/21).
- ◆ Was 10-for-14 from the field on the way to 23 points and a personal-best five steals against Wagner (12/18).
- ◆ Just missed out on a double-double with 11 points and nine assists in the win over UMES (12/11).
- ◆ Paced the Lady Lions with 18 points, three assists and a steal at #19/25 Texas Tech (12/3).
- ◆ Posted her first career double-double with 15 points and a personal-best 15 assist in the win over #14/13 North Carolina (11/30).
- ◆ Had a solid all-around game with 23 points on 11-of-15 shooting, six assists and a career-best five steals in the win over Nevada (11/26).
- ◆ Tallied 13 points to go along with three rebounds, three assists and four steals versus Iowa State (11/25).
- ◆ Narrowly missed her first career double-double with a team-best 20 points and a career-high tying nine assists at Delaware (11/17).
- ◆ Surpassed the 900-point mark for her career with eight tallies in the win over Middle Tennessee (11/13).
- ◆ Accounted for 22 points, four rebounds, four assists and a pair of steals in the win over Washington State (11/11).
- ◆ Became the 14th player in school history to record 300 career assists against the Cougars.

CAREER HIGHS

| | |
|--|-----------------------------------|
| Points..... | 28 at Boston College (12/2/10) |
| Rebs..... | 7 at Iowa (1/22/12) |
| | 7 vs. Iowa (12/28/09) |
| Assists..... | 15 vs. North Carolina (11/30/11) |
| Steals..... | 8 vs. Nebraska (12/30/11) |
| Blocks..... | 2 (3X) last vs. Drexel (12/21/10) |
| Minutes..... | 46 at Dayton (11/12/10) |
| FGM..... | 12 vs. Dayton (3/19/11) |
| FGA..... | 28 vs. Dayton (3/19/11) |
| FG%..... | .833 (5-6) at Illinois (12/31/09) |
| 3FGM..... | 4 at Purdue (2/14/10) |
| 3FGA..... | 6 (3x) last at Purdue (2/14/10) |
| 3PT%..... | 1.000 (6x) |
| ..last vs. Washington State (2-2) (11/11/11) | |
| FTM..... | 10 at Northwestern (1/6/11) |
| FTA..... | 12 at Northwestern (1/6/11) |
| FT%..... | 1.000 (23x) |
|last at Nebraska (5-5) (1/15/12) | |
| Career Double-Doubles..... | 1 |

GAME-BY-GAME

| | P | R | A |
|-------------------|----|---|----|
| WASH. STATE | 22 | 4 | 4 |
| MID. TENN. | 8 | 2 | 4 |
| at Delaware | 20 | 3 | 9 |
| at South Carolina | 6 | 2 | 3 |
| vs. Iowa State | 13 | 3 | 3 |
| at Nevada | 23 | 0 | 6 |
| NORTH CAROLINA | 15 | 5 | 15 |
| at Texas Tech | 18 | 2 | 3 |
| VIRGINIA TECH | 11 | 2 | 5 |
| UMES | 11 | 4 | 9 |
| WAGNER | 23 | 2 | 2 |
| at Bucknell | 11 | 0 | 7 |
| NEBRASKA | 22 | 3 | 3 |
| at Wisconsin | 8 | 2 | 8 |
| MICHIGAN ST. | 4 | 2 | 6 |
| MICHIGAN | 12 | 5 | 6 |
| at Nebraska | 23 | 5 | 3 |
| at Illinois | 15 | 4 | 4 |
| IOWA | 21 | 7 | 2 |
| at Michigan | 18 | 4 | 8 |
| at Michigan State | 8 | 3 | 2 |
| INDIANA | | | |
| at Minnesota | | | |
| WISCONSIN | | | |
| at Northwestern | | | |
| at Purdue | | | |
| OHIO STATE | | | |
| MINNESOTA | | | |

Bentley vs. the Big Ten

| Team | G | Pts.-Avg. | Rebs.-Avg. | Assts.-Avg. | Stls.-Avg. |
|----------------|---|-----------|------------|-------------|------------|
| Illinois | 6 | 80-13.3 | 18-3.0 | 26-4.3 | 10-1.7 |
| Indiana | 4 | 50-12.5 | 7-1.8 | 17-4.3 | 4-1.0 |
| Iowa | 6 | 108-18.0 | 25-4.2 | 26-4.3 | 12-2.0 |
| Michigan | 5 | 58-11.6 | 18-3.6 | 27-5.4 | 11-2.2 |
| Michigan State | 5 | 45-9.0 | 12-2.4 | 15-3.0 | 7-1.4 |
| Minnesota | 4 | 38-9.5 | 9-2.3 | 18-4.5 | 11-2.8 |
| Nebraska | 2 | 55-22.5 | 8-4.0 | 6-3.0 | 12-6.0 |
| Northwestern | 3 | 45-15.0 | 8-2.7 | 14-4.7 | 6-2.0 |
| Ohio State | 4 | 61-15.3 | 6-1.5 | 18-4.5 | 7-1.8 |
| Purdue | 5 | 84-16.8 | 14-2.8 | 19-3.8 | 13-2.6 |
| Wisconsin | 4 | 28-7.0 | 8-2.0 | 16-4.0 | 5-1.3 |





#23 Ariel Edwards

So. * G/F * 6-2 * Elmont, N.Y./Christ the King

2011-12 Highlights:

- Posted her first career double-double with personal bests of 17 points and 11 rebounds in the win over Iowa (1/22).
- Accounted for 13 points and career highs of eight rebounds and three assists in the win over #14/13 North Carolina (11/30).

CAREER HIGHS

| | |
|-----------------------|---|
| Points | 17 vs. Iowa (1/22/12) |
| Rebs. | 11 vs. Iowa (1/22/12) |
| Assists | 4 at Wisconsin (1/2/12) |
| Steals | 3 at Texas Tech (12/3/11) |
| Blocks | 2 at Oakland (11/18/10) |
| Minutes | 38 at Delaware (11/17/11) |
| FGM | 6 vs. North Carolina (11/30/11) |
| FGA | 11 (3x) last vs. UMES (12/11/11) |
| FG% | 1.000 (3x) |
| |last vs. DePaul (1-1) (3/21/11) |
| 3FGM | 2 vs. Army (12/8/10) |
| |2 vs. Hartford (11/27/10) |
| 3FGA | 4 vs. Army (12/8/10) |
| |4 vs. Hartford (11/27/10) |
| 3PT % | 1.000 (3x) |
| |last vs. North Carolina (1-1) (11/30/11) |
| FTM | 9 vs. Iowa (1/22/12) |
| FTA | 10 vs. Iowa (1/22/12) |
| FT % | 1.000 (7x) |
| |last vs. Michigan (2-2) (1/12/12) |
| Career Double-Doubles | 1 |

GAME-BY-GAME

| | P | R | A |
|-------------------|----|----|---|
| WASH. STATE | 4 | 2 | 1 |
| MID. TENN. | 10 | 1 | 1 |
| at Delaware | 8 | 8 | 0 |
| at South Carolina | 10 | 7 | 1 |
| vs. Iowa State | 0 | 1 | 0 |
| at Nevada | 2 | 4 | 1 |
| NORTH CAROLINA | 13 | 8 | 3 |
| at Texas Tech | 3 | 5 | 2 |
| VIRGINIA TECH | 3 | 3 | 0 |
| UMES | 7 | 9 | 3 |
| WAGNER | 11 | 6 | 3 |
| at Bucknell | 7 | 2 | 3 |
| NEBRASKA | 6 | 2 | 0 |
| at Wisconsin | 6 | 4 | 4 |
| MICHIGAN ST. | 4 | 4 | 0 |
| MICHIGAN | 9 | 5 | 2 |
| at Nebraska | 2 | 1 | 0 |
| at Illinois | 7 | 6 | 0 |
| IOWA | 17 | 11 | 1 |
| at Michigan | 6 | 8 | 1 |
| at Michigan State | 8 | 8 | 0 |
| INDIANA | | | |
| at Minnesota | | | |
| WISCONSIN | | | |
| at Northwestern | | | |
| at Purdue | | | |
| OHIO STATE | | | |
| MINNESOTA | | | |

2011-12 Season Notes:

- Recorded eight points and eight rebounds at Michigan State (1/29).
- Chipped in six points and eight rebounds in the victory at Michigan (1/26).
- Came off of the bench to spark the Lady Lions with seven points and six rebounds at Illinois (1/19).
- Accounted for nine points, five rebounds and two assists in 22 minutes of action against Michigan (1/12).
- Dished out a career-high four assists to go along with six points, four rebounds and a steal at Wisconsin (1/2).
- Notched six points with two rebounds and two steals against Nebraska (12/30).
- Tallied 11 points via a 5-for-5 free throw shooting effort, six rebounds and three steals in the win over Wagner (12/18).
- Hauled in a career-high nine rebounds to go along with seven points and three assists in the win over UMES (12/11).
- Registered three points to go along with five rebounds, two assists and a personal-best three steals at #19/25 Texas Tech (12/3).
- Had two points, four rebounds and a pair of steals in the Nugget Classic Championship game win over Nevada (11/26).
- Was 5-for-7 from the field en route to 10 points, seven rebounds and an assist at South Carolina (11/20).
- In her first collegiate start, tallied eight points and equalled her career high with eight rebounds at Delaware (11/17).
- Scored five of her 10 points in a key Lady Lion run that gave Penn State its first lead of the game against Middle Tennessee (11/13). Also notched a pair of steals against the Blue Raiders.
- Tallied four points and two rebounds in the season-opening win over Washington State (11/11).

Edwards vs. the Big Ten

| Team | G | Pts.-Avg. | Rebs.-Avg. | Assts.-Avg. | Stls.-Avg. |
|----------------|---|-----------|------------|-------------|------------|
| Illinois | 4 | 13-3.3 | 8-2.0 | 2-0.5 | 0-0.0 |
| Indiana | 2 | 0-0.0 | 5-2.5 | 1-0.5 | 2-1.0 |
| Iowa | 3 | 21-7.0 | 11-3.7 | 1-0.3 | 0-0.0 |
| Michigan | 3 | 17-5.7 | 15-5.0 | 3-1.0 | 1-0.3 |
| Michigan State | 3 | 12-4.0 | 12-4.0 | 0-0.0 | 0-0.0 |
| Minnesota | 1 | 0-0.0 | 2-2.0 | 0-0.0 | 0-0.0 |
| Nebraska | 2 | 8-4.0 | 3-1.5 | 0-0.0 | 3-1.5 |
| Northwestern | 2 | 0-0.0 | 2-1.0 | 0-0.0 | 0-0.0 |
| Ohio State | 1 | 1-1.0 | 0-0.0 | 0-0.0 | 0-0.0 |
| Purdue | 3 | 2-0.7 | 2-0.7 | 1-0.3 | 0-0.0 |
| Wisconsin | 2 | 6-3.0 | 4-2.0 | 4-2.0 | 1-0.5 |





#24 Mia Nickson

RS-Jr. * F * 6-2 * Ashburn, Va./Notre Dame Acad. (BC)

2011-12 Highlights:

- ♦ Earned her second double-double of the year with 12 points and 11 rebounds in the win at Nebraska (1/15).
- ♦ Posted first double-double of the season and seventh of her career with 10 points and 14 rebounds, including eight offensive boards, at Wisconsin (1/2).
- ♦ Missed eight games with concussion-like symptoms.
- ♦ Hauled in 10 rebounds, including five on the offensive glass against Middle Tennessee (11/13).

2011-12 Season Notes:

- ♦ Tallied a season-high 18 points via an 8-for-9 effort at the free throw line, to go along with six rebounds and a steal at Michigan State (1/29).
- ♦ Recorded six points, eight rebounds and a pair of assists in the win over Michigan (1/12).
- ♦ Notched seven points and eight rebounds against Michigan State (1/7).
- ♦ Was back in the lineup after missing six games and contributed four points and seven rebounds against Nebraska (12/30).
- ♦ Returned after missing two games to pull down a team-best 13 rebounds with five points and two assists against Iowa State (11/25).
- ♦ Had six points and seven rebounds in the win over Washington State (11/13) in the opening round of the Lady Lion Classic.

CAREER HIGHS

| | |
|----------------------------|------------------------------------|
| Points..... | 26 vs. Texas Tech (12/5/10) |
| Rebs..... | 17 vs. Indiana (1/23/11) |
| Assists..... | 4 vs. Maine (12/12/10) |
| Steals..... | 6 vs. Indiana (1/23/11) |
| | 6 vs. Bucknell (12/28/10) |
| Blocks..... | 1 (5x) last at Nebraska (1/15/12) |
| Minutes..... | 41 at Dayton (11/12/10) |
| FGM..... | 9 vs. Indiana (1/23/11) |
| FGA..... | 16 vs. Indiana (1/23/11) |
| FG%..... | 1.000 (4X) |
| | last vs. Minnesota (5-5) (1/13/11) |
| 3FGM..... | n/a |
| 3FGA..... | n/a |
| 3PT %..... | n/a |
| FTM..... | 10 vs. Michigan State (2/10/11) |
| | 10 vs. Texas Tech (12/5/10) |
| FTA..... | 11 vs. Michigan State (2/10/11) |
| | 11 vs. Texas Tech (12/5/10) |
| FT %..... | 1.000 (12X) |
| | last vs. Dayton (6-6) (3/19/11) |
| Career Double-Doubles..... | 8 |

GAME-BY-GAME

| | P | R | A |
|-------------------|-----|----|---|
| WASH. STATE | 6 | 7 | 0 |
| MID. TENN. | 3 | 10 | 0 |
| at Delaware | DNP | | |
| at South Carolina | DNP | | |
| vs. Iowa State | 5 | 13 | 2 |
| at Nevada | 2 | 1 | 0 |
| NORTH CAROLINA | DNP | | |
| at Texas Tech | DNP | | |
| VIRGINIA TECH | DNP | | |
| UMES | DNP | | |
| WAGNER | DNP | | |
| at Bucknell | DNP | | |
| NEBRASKA | 4 | 7 | 1 |
| at Wisconsin | 10 | 14 | 1 |
| MICHIGAN ST. | 7 | 8 | 0 |
| MICHIGAN | 6 | 8 | 2 |
| at Nebraska | 12 | 11 | 2 |
| at Illinois | 0 | 1 | 0 |
| IOWA | DNP | | |
| at Michigan | 0 | 2 | 0 |
| at Michigan State | 18 | 6 | 1 |
| INDIANA | | | |
| at Minnesota | | | |
| WISCONSIN | | | |
| at Northwestern | | | |
| at Purdue | | | |
| OHIO STATE | | | |
| MINNESOTA | | | |


Nickson vs. the Big Ten

| Team | G | Pts.-Avg. | Rebs.-Avg. | Assts.-Avg. | Stls.-Avg. |
|----------------|---|-----------|------------|-------------|------------|
| Illinois | 4 | 14-3.5 | 22-5.5 | 2-0.5 | 4-1.0 |
| Indiana | 2 | 37-18.5 | 23-11.5 | 2-1.0 | 7-3.5 |
| Iowa | 2 | 16-8.0 | 20-10.0 | 2-1.0 | 0-0.0 |
| Michigan | 3 | 6-2.0 | 15-5.0 | 4-1.3 | 0-0.0 |
| Michigan State | 3 | 47-15.7 | 20-6.7 | 1-0.3 | 3-1.0 |
| Minnesota * | 2 | 12-6.0 | 11-5.5 | 0-0.0 | 1-0.5 |
| Nebraska | 2 | 16-8.0 | 18-9.0 | 3-1.5 | 1-0.5 |
| Northwestern | 2 | 15-7.5 | 18-9.0 | 1-0.5 | 1-0.5 |
| Ohio State | 3 | 41-13.7 | 19-6.3 | 0-0.0 | 3-1.0 |
| Purdue | 3 | 24-8.0 | 15-5.0 | 0-0.0 | 1-0.3 |
| Wisconsin | 2 | 16-8.0 | 18-9.0 | 1-0.5 | 1-0.5 |

* - Nickson played vs. Minnesota at Boston College in 2008-09

Five-Time Big Ten Champions • Two-Time Big Ten Tournament Champions • 2000 NCAA Final Four • 22 NCAA Tournament Appearances





#25 Gizelle Studevent

Jr. * G * 5-11 * La Jolla, Calif./The Bishop's School

2011-12 Highlights:

- ♦ Hit a pair of key jumpers en route to four points and three rebounds against Middle Tennessee (11/13).

2011-12 Season Notes:

- ♦ Recorded five points, two rebounds and an assist at Michigan (1/26).
- ♦ Accounted for four points and three assists at Wisconsin (1/2).
- ♦ Dished out a career-high four assists with two points and three rebounds in the victory over Wagner (12/18).
- ♦ Celebrated her 21st birthday with eight points, three rebounds and an assist in 19 minutes of action in the win over UMES (12/11).
- ♦ Tallied two points and two steals in the win over Virginia Tech (12/6).
- ♦ Nabbed a steal at Texas Tech (12/3).
- ♦ Connected on three of her four shots from the field on the way to six points, three rebounds and a career-high three assists at Nevada (11/26).
- ♦ Was 2-for-3 from the field and finished with four points at Delaware (11/17).
- ♦ Notched two points and a rebound against Washington State (11/11).
- ♦ Had four points and two rebounds in the exhibition win over Bloomsburg (11/5).

CAREER HIGHS

| | |
|-----------------------|---|
| Points..... | 10 at Oakland (11/18/10) |
| Rebs..... | 3 (8x) last vs. Wagner (12/17/11) |
| Assists..... | 4 vs. Wagner (12/18/11) |
| Steals..... | 2 vs. Virginia Tech (12/6/11) |
| Blocks...1 | (2x) last vs. Minnesota (2/11/10) |
| Minutes.... | 20 (2x) last vs. Hofstra (3/18/10) |
| FGM..... | 3 (4x) last vs. UMES (12/11/11) |
| FGA..... | 8 vs. Monmouth (12/9/09) |
| FG%..... | 1.000 (3x) last at Ohio State (1-1) (2/17/11) |
| 3FGM.... | 1 (4x) last vs. Minnesota (1/13/11) |
| 3FGA..... | 3 vs. Monmouth (12/9/09) |
| 3PT%..... | 1.000 (4x) last vs. Minnesota (1-1) (1/13/11) |
| FTM..... | 3 vs. Maine (12/12/10) |
| FTA..... | 4 vs. Maine (12/12/10) |
| FT%..... | 1.000 (4x) last vs. UMES (2-2) (12/11/11) |
| Career Double-Doubles | n/a |

GAME-BY-GAME

| | P | R | A |
|-------------------|---|---|---|
| WASH. STATE | 2 | 1 | 0 |
| MID. TENN. | 4 | 3 | 1 |
| at Delaware | 4 | 1 | 0 |
| at South Carolina | 0 | 1 | 1 |
| vs. Iowa State | 0 | 0 | 0 |
| at Nevada | 6 | 3 | 3 |
| NORTH CAROLINA | 0 | 0 | 0 |
| at Texas Tech | 0 | 0 | 0 |
| VIRGINIA TECH | 2 | 0 | 0 |
| UMES | 8 | 3 | 1 |
| WAGNER | 2 | 3 | 4 |
| at Bucknell | 2 | 3 | 0 |
| NEBRASKA | 0 | 0 | 0 |
| at Wisconsin | 4 | 1 | 3 |
| MICHIGAN ST. | 0 | 2 | 0 |
| MICHIGAN | 0 | 2 | 0 |
| at Nebraska | 0 | 1 | 0 |
| at Illinois | 0 | 1 | 0 |
| IOWA | 2 | 2 | 1 |
| at Michigan | 5 | 2 | 1 |
| at Michigan State | 0 | 0 | |
| INDIANA | | | |
| at Minnesota | | | |
| WISCONSIN | | | |
| at Northwestern | | | |
| at Purdue | | | |
| OHIO STATE | | | |
| MINNESOTA | | | |

Studevent vs. the Big Ten

| Team | G | Pts.-Avg. | Rebs.-Avg. | Assts.-Avg. | Stls.-Avg. |
|----------------|---|-----------|------------|-------------|------------|
| Illinois | 4 | 0-0.0 | 4-1.0 | 0-0.0 | 0-0.0 |
| Indiana | 4 | 2-0.5 | 0-0.0 | 0-0.0 | 0-0.0 |
| Iowa | 4 | 9-2.3 | 2-0.5 | 1-0.3 | 0-0.0 |
| Michigan | 5 | 6-1.2 | 8-1.6 | 2-0.4 | 1-0.2 |
| Michigan State | 4 | 0-0.0 | 2-0.5 | 0-0.0 | 0-0.0 |
| Minnesota | 4 | 15-3.8 | 1-0.3 | 0-0.0 | 1-0.3 |
| Nebraska | 2 | 0-0.0 | 1-0.5 | 0-0.0 | 0-0.0 |
| Northwestern | 1 | 0-0.0 | 1-1.0 | 2-2.0 | 0-0.0 |
| Ohio State | 2 | 2-1.0 | 0-0.0 | 0-0.0 | 0-0.0 |
| Purdue | 2 | 0-0.0 | 1-0.5 | 0-0.0 | 2-1.0 |
| Wisconsin | 4 | 4-1.0 | 1-0.3 | 3-0.8 | 1-0.3 |





#33 Maggie Lucas

So. * G * 5-10 * Narberth, Pa./Germantown Academy

2011-12 Highlights:

- ♦ Naismith Award early-season watch list.
- ♦ Sixth on Penn State's career three-pointers list (164).
- ♦ Twelve 20-point games.
- ♦ Needs 32 points to become just the third sophomore in Penn State history to reach 1,000 points and the 34th player overall.
- ♦ Named to the Nugget Classic All-Tournament team after averaging 22.0 points, 6.5 rebounds and 3.0 assists in two wins.
- ♦ Selected as Lady Lion Classic MVP after averaging 18.0 points, 5.5 rebounds, 3.5 assists and 1.0 steals in a pair of wins.

2011-12 Season Notes:

- ♦ Turned in a 21-point, three-rebound performance at Michigan State (1/30).
- ♦ Drained 10-of-13 shots en route to 23 points with eight rebounds and four assists in the win at Michigan (1/26).
- ♦ Connected on all 10 of her shots from the free throw line en route to 19 points, two rebounds and a steal at Iowa (1/19).
- ♦ Tallied 24 points, including a 4-for-6 effort from three-point range, six rebounds and a steal in the win at #15/23 Nebraska (1/15).
- ♦ Was 6-for-12 from the field en route to 22 points, five assists and three steals in the win over Michigan (1/12).
- ♦ Scored a career-high 33 points via a BJC record seven three-pointers with five rebounds and three assists against Michigan State (1/7).
- ♦ Handed out a career-high seven assists to compliment 18 points and four rebounds at Wisconsin (1/2).
- ♦ Recorded 18 points, seven rebounds and a pair of assists against Nebraska (12/30).
- ♦ Dropped in 22 points on 7-of-10 shooting to go along with five rebounds, three assists and a steal in a road win over Bucknell (12/21).
- ♦ Posted third-straight 20-point game with 23 tallies that included an 8-for-8 day at the free throw line in the win over Wagner (12/18).
- ♦ Reached the 20-point mark for the fourth time in five games with 20 tallies and five rebounds in the win over UMES (12/11).
- ♦ Had a game-high 20 points on 8-of-16 shooting to go along with eight rebounds and a pair of assists in the win over Virginia Tech (12/6).
- ♦ Chipped in 15 points, two assists and three steals at #19/25 Texas Tech (12/3).
- ♦ Posted 21 points in 22 minutes, including five three-pointers, in the win over #14/13 North Carolina (11/30).
- ♦ Tallied 26 points to go along with seven rebounds and a career-high five assists in the Nugget Classic title game against Nevada (11/26).
- ♦ Accounted for a game-high 18 points, including six of Penn State's final nine points, with six rebounds and two steals in the win over Iowa State (11/25).
- ♦ Tallied a team-best 18 points with two assists and two rebounds at South Carolina (11/20).
- ♦ Reached the 600-point plateau with 12 points to go along with three rebounds and two assists at Delaware (11/17). She reaches 600 points in the third-fewest games in school history (Kelly Mazzante & Susan Robinson; 33 games).
- ♦ Connected on a trio of three-pointers en route to 14 points and a career-high five assists in the victory over Middle Tennessee (11/13).
- ♦ Tied for team scoring honors with 22 points, including an 11-for-13 effort from the free throw line, in the season-opening win over Washington State (11/11).
- ♦ Pulled in a personal-best nine rebounds in the win over the Cougars.

CAREER HIGHS

| | |
|-----------------------------|--|
| Points..... | 33 vs. Michigan State (1/7/12) |
| Rebs. | 9 vs. Washington State (11/11/11) |
| Assists | 7 at Wisconsin (1/2/12) |
| Steals..... | 4 (3x) last vs. Iowa (12/30/10) |
| Blocks | 2 vs. Purdue (2/24/11) |
| Minutes..... | 40 at Michigan State (1/29/12) |
| FGM..... | 10 vs. Michigan State (1/7/12) |
| FGA..... | 21 vs. Michigan State (1/7/12) |
| FG% ... | .714 (5-7) at Northwestern (1/6/11) |
| 3FGM..... | 7 vs. Michigan State (1/7/12) |
| | 7 vs. Hartford (11/27/10) |
| 3FGA..... | 16 at Boston College (12/2/10) |
| 3PT %... | 1.000 (4-4) at Bucknell (12/21/11) |
| FTM.... | 11 vs. Washington State (11/11/11) |
| FTA..... | 13 vs. Washington State (11/11/11) |
| FT % | 1.000 (26x) |
| | last at Michigan State (1-1) (1/29/12) |
| Career Double-Doubles | n/a |

GAME-BY-GAME

| | P | R | A |
|-------------------|----|---|---|
| WASH. STATE | 22 | 9 | 2 |
| MID. TENN. | 14 | 2 | 5 |
| at Delaware | 12 | 3 | 2 |
| at South Carolina | 18 | 2 | 2 |
| vs. Iowa State | 18 | 6 | 1 |
| at Nevada | 26 | 7 | 5 |
| NORTH CAROLINA | 21 | 2 | 1 |
| at Texas Tech | 15 | 1 | 2 |
| VIRGINIA TECH | 20 | 8 | 2 |
| UMES | 20 | 5 | 1 |
| WAGNER | 23 | 4 | 1 |
| at Bucknell | 22 | 5 | 3 |
| NEBRASKA | 18 | 7 | 2 |
| at Wisconsin | 18 | 4 | 7 |
| MICHIGAN ST. | 33 | 5 | 3 |
| MICHIGAN | 22 | 3 | 5 |
| at Nebraska | 24 | 6 | 1 |
| at Illinois | 19 | 2 | 0 |
| IOWA | 7 | 5 | 3 |
| at Michigan | 23 | 8 | 4 |
| at Michigan State | 21 | 3 | 2 |
| INDIANA | | | |
| at Minnesota | | | |
| WISCONSIN | | | |
| at Northwestern | | | |
| at Purdue | | | |
| OHIO STATE | | | |
| MINNESOTA | | | |

Lucas vs. the Big Ten

| Team | G | Pts.-Avg. | Rebs.-Avg. | Assts.-Avg. | Stls.-Avg. |
|----------------|---|-----------|------------|-------------|------------|
| Illinois | 4 | 74-18.5 | 15-3.8 | 4-1.0 | 4-1.0 |
| Indiana | 2 | 34-17.0 | 7-3.5 | 2-1.0 | 1-0.5 |
| Iowa | 3 | 34-11.3 | 11-3.7 | 5-1.7 | 6-2.0 |
| Michigan | 3 | 68-22.7 | 11-3.7 | 9-3.0 | 6-2.0 |
| Michigan State | 3 | 69-23.0 | 10-3.3 | 7-2.3 | 4-1.3 |
| Minnesota | 1 | 20-20.0 | 3-3.0 | 1-1.0 | 3-3.0 |
| Nebraska | 2 | 42-21.0 | 13-6.5 | 3-1.5 | 1-0.5 |
| Northwestern | 2 | 41-20.5 | 3-1.5 | 7-3.5 | 3-1.5 |
| Ohio State | 3 | 34-11.3 | 6-2.0 | 6-2.0 | 4-1.3 |
| Purdue | 3 | 35-11.7 | 6-2.0 | 6-2.0 | 6-2.0 |
| Wisconsin | 2 | 24-12.0 | 6-3.0 | 9-4.5 | 1-0.5 |





#40 Marisa Wolfe

Jr. * F * 6-2 * Ford City, Pa./Ford City

2011-12 Season Notes:

- Notched eight points and six rebounds in 17 minutes of action off of the bench in the win over Iowa (1/22).
- Chipped in six points and five rebounds in 20 minutes of relief at Illinois (1/19).
- Was a spark off the bench for the Lady Lions with four points, three rebounds and a steal in nine minutes at Nebraska (1/15).
- Contributed four points, two rebounds and a blocked shot against Michigan State (1/7).
- Had four points and two rebounds at Wisconsin (1/2).
- Was 3-for-5 from the field and 3-for-3 from the free throw line to finish with nine points at Bucknell (12/21).
- Registered nine points on 4-of-6 shooting to compliment seven rebounds, one block and two steals in the win over Wagner (12/18).
- Had two points and three rebounds in the win over Virginia Tech (12/6).
- Drained her fourth career three-pointer and finished the game with seven points, two rebounds and a personal-best three steals versus #14/13 North Carolina (11/30).
- Notched four points with a pair of rebounds and an assist in the win at Nevada (11/26).
- Scored four points to go along with two offensive rebounds and a pair of steals in the win over Iowa State (11/25).
- Was 2-for-3 from the field and finished with four points in her first game of the season at South Carolina (11/20).
- Missed the first three games of the season due to concussion-like symptoms.

CAREER HIGHS

| | |
|-----------------------|-----------------------------------|
| Points | 13 vs. Michigan (2/18/10) |
| Rebs. | 7 vs. Wagner (12/18/11) |
| | 7 vs. Green Bay (11/26/10) |
| Assists | 1 (14x) |
| | last vs. Iowa (1/22/11) |
| Steals | 3 vs. North Carolina (11/30/11) |
| | 3 at Northwestern (1/3/10) |
| Blocks | 2 (4x) |
| | last at Northwestern (1/6/11) |
| Minutes | 30 vs. Green Bay (11/26/10) |
| FGM | 5 vs. Michigan (2/18/10) |
| | 5 at Northwestern (1/3/10) |
| FGA | 8 vs. North Carolina (11/30/11) |
| FG% | 1.000 (9x) |
| | last at Michigan (1-1) (1/26/12) |
| 3FGM | 2 vs. Illinois (1/24/10) |
| 3FGA | 3 vs. Illinois (1/24/10) |
| 3PT% | .667 (2-3) vs. Illinois (1/24/10) |
| FTM | 4 vs. South Carolina (11/21/10) |
| FTA | 4 (3x) |
| | last vs. Green Bay (11/26/10) |
| FT% | 1.000 (17x) |
| | last vs. Iowa (2-2) (1/22/12) |
| Career Double-Doubles | n/a |

GAME-BY-GAME

| | P | R | A |
|-------------------|-----|---|---|
| WASH. STATE | DNP | | |
| MID. TENN. | DNP | | |
| at Delaware | DNP | | |
| at South Carolina | 4 | 0 | 0 |
| vs. Iowa State | 4 | 2 | 1 |
| at Nevada | 4 | 2 | 1 |
| NORTH CAROLINA | 7 | 2 | 0 |
| at Texas Tech | 0 | 4 | 0 |
| VIRGINIA TECH | 2 | 3 | 1 |
| UMES | 3 | 3 | 1 |
| WAGNER | 9 | 7 | 1 |
| at Bucknell | 9 | 3 | 0 |
| NEBRASKA | 0 | 0 | 1 |
| at Wisconsin | 4 | 2 | 0 |
| MICHIGAN ST. | 4 | 2 | 0 |
| MICHIGAN | 3 | 3 | 0 |
| at Nebraska | 4 | 3 | 0 |
| at Illinois | 6 | 5 | 0 |
| IOWA | 8 | 6 | 1 |
| at Michigan | 3 | 2 | 1 |
| at Michigan State | 0 | 0 | 0 |
| INDIANA | | | |
| at Minnesota | | | |
| WISCONSIN | | | |
| at Northwestern | | | |
| at Purdue | | | |
| OHIO STATE | | | |
| MINNESOTA | | | |

Wolfe vs. the Big Ten

| Team | G | Pts.-Avg. | Rebs.-Avg. | Assts.-Avg. | Stls.-Avg. |
|----------------|---|-----------|------------|-------------|------------|
| Illinois | 6 | 21-3.5 | 15-2.5 | 1-0.2 | 5-0.8 |
| Indiana | 3 | 11-3.7 | 12-4.0 | 0-0.0 | 0-0.0 |
| Iowa | 5 | 18-3.6 | 18-3.6 | 1-0.2 | 2-0.4 |
| Michigan | 5 | 21-4.2 | 13-2.6 | 1-0.2 | 0-0.0 |
| Michigan State | 5 | 8-1.6 | 7-1.4 | 0-0.0 | 1-0.2 |
| Minnesota | 4 | 2-0.5 | 8-2.0 | 2-0.5 | 2-0.5 |
| Nebraska | 2 | 4-2.0 | 3-1.5 | 1-0.5 | 1-0.5 |
| Northwestern | 3 | 18-6.0 | 9-3.0 | 1-0.3 | 4-1.3 |
| Ohio State | 4 | 9-2.3 | 7-1.8 | 2-0.5 | 1-0.3 |
| Purdue | 5 | 10-2.0 | 12-2.4 | 0-0.0 | 1-0.2 |
| Wisconsin | 3 | 4-1.3 | 8-2.7 | 0-0.0 | 1-0.3 |





#44 Tori Waldner

Fr. * F/C * 6-5 * Milton, Ga./Milton

GAME-BY-GAME

| | P | R | B |
|-------------------|-----|----|---|
| WASH. STATE | DNP | | |
| MID. TENN. | DNP | | |
| at Delaware | 0 | 2 | 0 |
| at South Carolina | 0 | 0 | 0 |
| vs. Iowa State | 5 | 1 | 1 |
| at Nevada | 0 | 3 | 0 |
| NORTH CAROLINA | 6 | 2 | 2 |
| at Texas Tech | 5 | 3 | 1 |
| VIRGINIA TECH | 2 | 5 | 0 |
| UMES | 4 | 9 | 2 |
| WAGNER | 5 | 10 | 3 |
| at Bucknell | 2 | 3 | 1 |
| NEBRASKA | 0 | 0 | 0 |
| at Wisconsin | 6 | 2 | 0 |
| MICHIGAN ST. | 0 | 1 | 0 |
| MICHIGAN | 0 | 0 | 0 |
| at Nebraska | 0 | 0 | 0 |
| at Illinois | 5 | 4 | 0 |
| IOWA | 1 | 0 | 0 |
| at Michigan | 1 | 1 | 0 |
| at Michigan State | 6 | 2 | 2 |
| INDIANA | | | |
| at Minnesota | | | |
| WISCONSIN | | | |
| at Northwestern | | | |
| at Purdue | | | |
| OHIO STATE | | | |
| MINNESOTA | | | |

2011-12 Season Notes:

- ♦ Was 2-for-3 from the field and 2-for-2 from the free throw line en route to tying her career high with six points at Michigan State (1/30).
- ♦ Contributed five points and four rebounds off of the bench at Illinois (1/19).
- ♦ Tied her career high with six points and two assists at Wisconsin (1/2).
- ♦ Snared a career-best 10 rebounds to go along with five points, two assists and a pair of blocks in the win over Wagner (12/18).
- ♦ Pulled in nine rebounds and made both of her shots from the field en route to four points in the win over UMES (12/11).
- ♦ Had five rebounds versus Virginia Tech (12/6).
- ♦ Accounted for five points, three rebounds, an assist and a blocked shot at #19/25 Texas Tech (12/3).
- ♦ Was 3-for-4 from the field and finished with a career-high six points with two rebounds and two blocked shots in the win over #14/13 North Carolina (11/30).
- ♦ Scored her first collegiate points on a 15-footer in the first half en route to five points and a blocked shot in the Nugget Classic win over Iowa State (11/25).
- ♦ Saw her first action of the season at Delaware (11/17) and pulled in a pair of rebounds in eight minutes on the court.
- ♦ Had three points and a rebound in four minutes of action in the exhibition win over Bloomsburg (11/5).


CAREER HIGHS

| | |
|--|---------------------------------------|
| Points..... | 6 (3x) |
| last at Michigan State (1/29/12) | |
| Rebs. | 10 vs. Wagner (12/18/11) |
| Assists | 2 at Wisconsin (1/2/12) |
| | 2 vs. Wagner (12/18/11) |
| Steals..... | 2 at Nevada (11/26/11) |
| Blocks..... | 3 vs. Wagner (12/18/11) |
| Minutes | 21 vs. UMES (12/11/11) |
| FGM..... | 3 at Wisconsin (1/2/12) |
| | 3 vs. North Carolina (11/30/11) |
| FGA | 5 at Texas Tech (12/3/11) |
| FG% | 1.000 (2-2) vs. UMES (12/11/11) |
| | 1.000 (2-2) vs. Iowa St. (11/25/11) |
| 3FGM..... | n/a |
| 3FGA | n/a |
| 3PT % | n/a |
| FTM | 3 vs. Wagner (12/18/11) |
| FTA | 4 vs. Wagner (12/18/11) |
| FT % .. | 1.000 (2-2) at Michigan St. (1/29/12) |
| Career Double-Doubles | n/a |

Waldner vs. the Big Ten

| Team | G | Pts.-Avg. | Rebs.-Avg. | Assts.-Avg. | Stls.-Avg. |
|----------------|---|-----------|------------|-------------|------------|
| Illinois | 1 | 5-5.0 | 4-4.0 | 0-0.0 | 0-0.0 |
| Indiana | - | - | - | - | - |
| Iowa | 1 | 1-1.0 | 0-0.0 | 0-0.0 | 1-1.0 |
| Michigan | 2 | 1-0.5 | 1-0.5 | 0-0.0 | 0-0.0 |
| Michigan State | 2 | 6-3.0 | 3-1.5 | 1-0.5 | 2-1.0 |
| Minnesota | - | - | - | - | - |
| Nebraska | 2 | 0-0.0 | 0-0.0 | 0-0.0 | 2-1.0 |
| Northwestern | - | - | - | - | - |
| Ohio State | - | - | - | - | - |
| Purdue | - | - | - | - | - |
| Wisconsin | 1 | 6-6.0 | 2-2.0 | 2-2.0 | 1-1.0 |





#54 Nikki Greene

Jr. * C * 6-4 * Diboll, Texas/Diboll

2011-12 Highlights:

- Sixth on Penn State's career blocks list with 157 rejections.
- 19th on Penn State's career rebounding list (635).

- Became the 27th member of the Lady Lions' 500-rebound club with seven caroms against Iowa State (11/25).

2011-12 Season Notes:

- Posted her first double-double of the season with 13 points and 11 rebounds at Michigan (1/26). Was a perfect 4-for-4 from the field and 5-for-5 from the free throw line against the Wolverines.
- Snagged 13 rebounds to go with five points versus Iowa (1/22).
- Turned in another solid performance with 10 points, eight rebound and three blocked shots at Illinois (1/19).
- Surpassed the 600-rebound mark for her career with the effort against the Illini.
- Scored all 12 of her points in the second half to help the Lady Lions rally for the win at #15/23 Nebraska (1/15).
- Had a near double-double with nine points, nine rebounds, three steals and a career-best three assists against Michigan (1/12).
- Snared 11 rebounds with five points and three steals against Michigan State (1/7).
- Registered 14 points, seven rebounds and two blocks at Wisconsin (1/2).
- Pulled in a season-best 15 rebounds to go along with nine points, a career-high four steals and two blocks in the Big Ten opener versus Nebraska (12/30).
- Just missed out on a double-double with 11 points and nine rebounds at Bucknell (12/21).
- Was a perfect 6-for-6 from the field on the way to 13 points, four rebounds and three blocks in the win over UMES (12/11).
- Tallied 14 points on 6-of-8 shooting with five rebounds, a block and three steals in the win over Virginia Tech (12/6).
- Playing in her home state of Texas for the first time, tallied 11 points, eight rebounds and a block at #19/25 Texas Tech (12/3).
- Accounted for 13 points, six rebounds and three blocked shots in the win over #14/13 North Carolina (11/30).
- Chipped in 11 points and seven rebounds in 16 minutes of action at Nevada (11/26).
- Narrowly missed a double-double with nine points, 10 rebounds and a blocked shot in the Lady Lion Classic Championship game win over Middle Tennessee (11/13).
- Snared a team-best 12 rebounds to go along with three points, two blocks and three steals against Washington State (11/11).

CAREER HIGHS

| | |
|---|----------------------------------|
| Points..... | 24 vs. Utah (11/25/10) |
| Rebs..... | 20 vs. Indiana (1/23/11) |
| Assists..... | 3 vs. Michigan (1/12/12) |
| Steals... 4 (3x) last vs. Nebraska (12/30/11) | |
| Blocks..... | 7 vs. Purdue (1/28/10) |
| Minutes..... | 32 vs. Purdue (1/28/10) |
| FGM..... | 9 vs. Utah (11/25/10) |
| | 9 at Dayton (11/12/10) |
| FGA..... | 17 at Dayton (11/12/10) |
| FG%..... | 1.000 (3x) |
| | last at Michigan (4-4) (1/26/12) |
| 3FGM..... | n/a |
| 3FGA..... | n/a |
| 3PT%..... | n/a |
| FTM..... | 8 vs. Pittsburgh (12/12/09) |
| FTA..... | 13 vs. Monmouth (12/9/09) |
| FT%..... | 1.000 (11x) |
| | last at Michigan (5-5) (1/26/12) |
| Career Double-Doubles..... | 8 |

GAME-BY-GAME

| | P | R | B |
|-------------------|----|----|---|
| WASH. STATE | 3 | 12 | 2 |
| MID. TENN. | 9 | 10 | 1 |
| at Delaware | 6 | 4 | 0 |
| at South Carolina | 5 | 4 | 1 |
| vs. Iowa State | 7 | 7 | 1 |
| at Nevada | 11 | 7 | 0 |
| NORTH CAROLINA | 13 | 6 | 3 |
| at Texas Tech | 11 | 8 | 1 |
| VIRGINIA TECH | 14 | 5 | 1 |
| UMES | 13 | 4 | 3 |
| WAGNER | 9 | 8 | 3 |
| at Bucknell | 11 | 9 | 0 |
| NEBRASKA | 9 | 15 | 2 |
| at Wisconsin | 14 | 7 | 2 |
| MICHIGAN ST. | 5 | 11 | 0 |
| MICHIGAN | 9 | 9 | 1 |
| at Nebraska | 12 | 8 | 1 |
| at Illinois | 10 | 8 | 3 |
| IOWA | 5 | 13 | 0 |
| at Michigan | 13 | 11 | 1 |
| at Michigan State | 10 | 5 | 0 |
| INDIANA | | | |
| at Minnesota | | | |
| WISCONSIN | | | |
| at Northwestern | | | |
| at Purdue | | | |
| OHIO STATE | | | |
| MINNESOTA | | | |

Greene vs. the Big Ten

| Team | G | Pts.-Avg. | Rebs.-Avg. | Assts.-Avg. | Blks.-Avg. |
|----------------|---|-----------|------------|-------------|------------|
| Illinois | 6 | 60-10.0 | 47-7.8 | 0-0.0 | 15-2.5 |
| Indiana | 4 | 24-6.0 | 44-11.0 | 0-0.0 | 12-3.0 |
| Iowa | 6 | 38-6.3 | 48-8.0 | 1-0.2 | 12-2.0 |
| Michigan | 5 | 44-8.8 | 39-7.9 | 5-1.0 | 7-1.4 |
| Michigan State | 5 | 33-6.6 | 37-7.0 | 0-0.0 | 1-0.2 |
| Minnesota | 4 | 20-5.0 | 18-4.5 | 1-0.3 | 2-0.5 |
| Nebraska | 2 | 21-10.5 | 23-11.5 | 0-0.0 | 3-1.5 |
| Northwestern | 3 | 14-4.7 | 18-6.0 | 2-0.7 | 4-1.3 |
| Ohio State | 4 | 40-10.0 | 30-7.5 | 2-0.5 | 8-2.0 |
| Purdue | 5 | 34-6.8 | 41-8.2 | 3-0.6 | 14-2.8 |
| Wisconsin | 4 | 50-12.5 | 27-6.8 | 2-0.5 | 9-2.3 |



#12/14 Penn State 101, Bloomsburg 81

Exhibition Game * Nov. 5, 2011 * University Park, Pa.

Bloomsburg 81

| # | Player | Total | | | 3-Ptr | | | Rebounds | | | PF | TP | A | TO | Blk | Stl | Min |
|----------------------|-------------------|--------|-----------------|--------|-------------|--------|--------|----------|-----|-----|----|----|---|-----|-----|-----|-----|
| | | FG-FGA | FG-FGA | FT-FTA | FG-FGA | FG-FGA | FT-FTA | Off | Def | Tot | | | | | | | |
| 03 | GALLAGHER, Kelsey | 8-15 | 4-5 | 2-2 | 1 | 3 | 4 | 1 | 22 | 1 | 4 | 1 | 1 | 1 | 25 | | |
| 20 | FLANAGAN, Alyssa | 0-2 | 0-1 | 2-4 | 1 | 3 | 4 | 2 | 2 | 6 | 4 | 2 | 1 | 28 | | | |
| 22 | OYENRIDER, Kayla | 4-11 | 1-3 | 5-6 | 0 | 3 | 3 | 2 | 14 | 2 | 7 | 1 | 2 | 32 | | | |
| 31 | ELLIS, Lauren | 1-2 | 0-0 | 0-0 | 2 | 7 | 9 | 4 | 2 | 3 | 0 | 0 | 0 | 32 | | | |
| 34 | WELLER, Dana | 5-10 | 3-5 | 3-4 | 1 | 3 | 4 | 5 | 16 | 0 | 4 | 0 | 0 | 23 | | | |
| 05 | DUDECK, Brianna | 0-3 | 0-0 | 0-0 | 1 | 0 | 1 | 0 | 0 | 0 | 1 | 0 | 0 | 6 | | | |
| 10 | NYCE, Courtney | 0-3 | 0-2 | 0-0 | 0 | 1 | 1 | 2 | 0 | 2 | 0 | 0 | 0 | 5 | | | |
| 15 | NOACK, Catherine | 6-8 | 5-6 | 2-2 | 2 | 2 | 4 | 0 | 19 | 1 | 2 | 0 | 0 | 26 | | | |
| 30 | SIMMONS, Marla | 2-4 | 0-1 | 2-2 | 1 | 3 | 4 | 1 | 6 | 1 | 2 | 0 | 0 | 11 | | | |
| 32 | BORSKI, Maggie | 0-0 | 0-0 | 0-0 | 0 | 0 | 0 | 0 | 1 | 0 | 0 | 0 | 0 | 11 | | | |
| Team | | | | | | 1 | | 0 | | | | | | | | | |
| Totals | | 26-58 | 13-23 | 16-20 | 10 | 25 | 35 | 17 | 81 | 15 | 26 | 4 | 4 | 200 | | | |
| FG % 1st Half: 11-26 | | 42.3% | 2nd half: 15-32 | 46.9% | Game: 26-58 | | 44.8% | Deadball | | | | | | | | | |
| 3FG % 1st Half: 7-10 | | 70.0% | 2nd half: 6-13 | 46.2% | Game: 13-23 | | 56.5% | Rebounds | | | | | | | | | |
| FT % 1st Half: 6-9 | | 66.7% | 2nd half: 10-11 | 90.9% | Game: 16-20 | | 80.0% | 3 | | | | | | | | | |

Penn State 101

| # | Player | Total | | | 3-Ptr | | | Rebounds | | | PF | TP | A | TO | Blk | Stl | Min |
|----------------------|--------------------|--------|-----------------|--------|-------------|--------|--------|----------|-----|-----|----|----|----|-----|-----|-----|-----|
| | | FG-FGA | FG-FGA | FT-FTA | FG-FGA | FG-FGA | FT-FTA | Off | Def | Tot | | | | | | | |
| 12 | Gray, Zhaque | 4-12 | 1-4 | 0-0 | 0 | 1 | 1 | 4 | 9 | 0 | 1 | 0 | 2 | 30 | | | |
| 20 | Bentley, Alex | 7-12 | 0-2 | 2-2 | 2 | 6 | 8 | 2 | 16 | 9 | 2 | 0 | 7 | 30 | | | |
| 24 | Nickson, Mia | 5-9 | 0-0 | 4-4 | 3 | 1 | 4 | 3 | 14 | 0 | 0 | 1 | 1 | 22 | | | |
| 33 | Lucas, Maggie | 10-15 | 7-8 | 8-9 | 0 | 3 | 3 | 2 | 35 | 1 | 0 | 1 | 1 | 35 | | | |
| 54 | Greene, Nikki | 6-8 | 0-0 | 0-2 | 4 | 3 | 7 | 3 | 12 | 0 | 2 | 0 | 0 | 16 | | | |
| 05 | East, Talia | 2-3 | 0-0 | 0-0 | 2 | 3 | 5 | 2 | 4 | 0 | 1 | 0 | 2 | 13 | | | |
| 23 | Edwards, Ariel | 1-10 | 0-1 | 2-3 | 3 | 3 | 6 | 3 | 4 | 0 | 2 | 0 | 1 | 30 | | | |
| 25 | Studevent, Gizelle | 2-8 | 0-1 | 0-0 | 1 | 1 | 2 | 1 | 4 | 0 | 2 | 0 | 0 | 20 | | | |
| 44 | Waldner, Tori | 1-1 | 0-0 | 1-1 | 0 | 1 | 1 | 0 | 3 | 0 | 0 | 0 | 0 | 4 | | | |
| Team | | | | | | 2 | | 1 | | | | | | | | | |
| Totals | | 38-78 | 8-16 | 17-21 | 17 | 23 | 40 | 20 | 101 | 10 | 12 | 1 | 14 | 200 | | | |
| FG % 1st Half: 18-41 | | 43.9% | 2nd half: 20-37 | 54.1% | Game: 38-78 | | 48.7% | Deadball | | | | | | | | | |
| 3FG % 1st Half: 4-11 | | 36.4% | 2nd half: 4-5 | 80.0% | Game: 8-16 | | 50.0% | Rebounds | | | | | | | | | |
| FT % 1st Half: 7-9 | | 77.8% | 2nd half: 10-12 | 83.3% | Game: 17-21 | | 81.0% | 2 | | | | | | | | | |

Officials: Kevin Pethel, Kathy Ridilla, Shannon Feck
 Technical fouls: Bloomsburg-None, Penn State-None.
 Attendance: 7742

| Score by periods | 1st | 2nd | Total |
|------------------|-----|-----|-------|
| Bloomsburg | 35 | 46 | 81 |
| Penn State | 47 | 54 | 101 |

Last FG - BLOOM 2nd-01:25, PSU1112 2nd-01:08.
 Largest lead - BLOOM by 5 1st-18:42, PSU1112 by 20 2nd-11:10.

Score tied - 4 times.
 Lead changed - 3 times.

Notable

- Sophomore guard **Maggie Lucas** led the Lady Lions' offensive outburst with 35 points, including a 7-for-8 effort from three-point range.
- Alex Bentley** had an all-around performance with 16 points, eight rebounds, nine assists and seven steals.
- Junior forward **Mia Nickson** also reached double figures with 14 points and four rebounds.

#12/14 Penn State 65, Middle Tennessee State 49

Game #2 * Nov. 13, 2011 * University Park, Pa.

Middle Tennessee 49 • 1-1

| # | Player | Total | | | 3-Ptr | | | Rebounds | | | PF | TP | A | TO | Blk | Stl | Min |
|----------------------|-----------------|--------|----------------|--------|-------------|--------|--------|----------|-----|-----|----|----|---|-----|-----|-----|-----|
| | | FG-FGA | FG-FGA | FT-FTA | FG-FGA | FG-FGA | FT-FTA | Off | Def | Tot | | | | | | | |
| 01 | Brinkley, Janay | 0-8 | 0-3 | 0-0 | 1 | 3 | 4 | 1 | 0 | 3 | 0 | 0 | 2 | 24 | | | |
| 13 | Elie, Icelyn | 5-10 | 1-4 | 2-2 | 3 | 7 | 10 | 5 | 13 | 0 | 1 | 0 | 3 | 37 | | | |
| 21 | Rowe, Ebony | 4-12 | 0-0 | 4-6 | 5 | 8 | 13 | 1 | 12 | 2 | 3 | 1 | 0 | 40 | | | |
| 24 | Jones, Kortni | 4-14 | 3-10 | 2-2 | 0 | 4 | 4 | 0 | 13 | 3 | 4 | 0 | 0 | 40 | | | |
| 42 | Stewart, KeKe | 2-7 | 2-6 | 1-2 | 0 | 3 | 3 | 4 | 7 | 2 | 2 | 3 | 0 | 28 | | | |
| 05 | Cason, Shanice | 0-3 | 0-3 | 2-2 | 1 | 1 | 2 | 3 | 2 | 1 | 5 | 0 | 1 | 19 | | | |
| 11 | Ajanaku, Jamila | 1-2 | 0-1 | 0-0 | 1 | 0 | 1 | 1 | 2 | 0 | 1 | 0 | 0 | 5 | | | |
| 23 | March, Lauren | 0-0 | 0-0 | 0-0 | 0 | 0 | 0 | 0 | 0 | 0 | 0 | 0 | 0 | 2 | | | |
| 52 | Leonard, Laken | 0-0 | 0-0 | 0-0 | 0 | 0 | 0 | 2 | 0 | 1 | 0 | 0 | 0 | 5 | | | |
| Team | | | | | | 1 | | 2 | | | | | | | | | |
| Totals | | 16-56 | 6-27 | 11-14 | 12 | 28 | 40 | 17 | 49 | 12 | 18 | 4 | 6 | 200 | | | |
| FG % 1st Half: 10-30 | | 33.3% | 2nd half: 6-26 | 23.1% | Game: 16-56 | | 28.6% | Deadball | | | | | | | | | |
| 3FG % 1st Half: 3-17 | | 17.6% | 2nd half: 3-10 | 30.0% | Game: 6-27 | | 22.2% | Rebounds | | | | | | | | | |
| FT % 1st Half: 9-10 | | 90.0% | 2nd half: 2-4 | 50.0% | Game: 11-14 | | 78.6% | 2 | | | | | | | | | |

Penn State 65 • 2-0

| # | Player | Total | | | 3-Ptr | | | Rebounds | | | PF | TP | A | TO | Blk | Stl | Min |
|----------------------|--------------------|--------|-----------------|--------|-------------|--------|--------|----------|-----|-----|----|----|----|-----|-----|-----|-----|
| | | FG-FGA | FG-FGA | FT-FTA | FG-FGA | FG-FGA | FT-FTA | Off | Def | Tot | | | | | | | |
| 12 | Gray, Zhaque | 6-13 | 2-7 | 1-1 | 2 | 4 | 6 | 0 | 15 | 2 | 3 | 0 | 0 | 29 | | | |
| 20 | Bentley, Alex | 2-10 | 0-3 | 4-4 | 1 | 1 | 2 | 2 | 8 | 4 | 3 | 0 | 3 | 35 | | | |
| 24 | Nickson, Mia | 1-6 | 0-0 | 1-2 | 5 | 5 | 10 | 2 | 3 | 0 | 0 | 0 | 1 | 30 | | | |
| 33 | Lucas, Maggie | 4-12 | 3-9 | 3-4 | 1 | 1 | 2 | 2 | 14 | 5 | 3 | 0 | 2 | 35 | | | |
| 54 | Greene, Nikki | 4-9 | 0-0 | 1-3 | 5 | 5 | 10 | 4 | 9 | 0 | 2 | 1 | 1 | 19 | | | |
| 05 | East, Talia | 1-4 | 0-0 | 0-1 | 2 | 4 | 6 | 3 | 2 | 0 | 0 | 1 | 1 | 19 | | | |
| 23 | Edwards, Ariel | 4-10 | 0-2 | 2-3 | 0 | 1 | 1 | 1 | 10 | 1 | 1 | 0 | 2 | 22 | | | |
| 25 | Studevent, Gizelle | 2-5 | 0-0 | 0-0 | 0 | 3 | 3 | 0 | 4 | 1 | 0 | 0 | 0 | 11 | | | |
| Team | | | | | | 5 | | 10 | | | | | | | | | |
| Totals | | 24-69 | 5-21 | 12-18 | 21 | 29 | 50 | 14 | 65 | 13 | 12 | 2 | 10 | 200 | | | |
| FG % 1st Half: 9-33 | | 27.3% | 2nd half: 15-36 | 41.7% | Game: 24-69 | | 34.8% | Deadball | | | | | | | | | |
| 3FG % 1st Half: 0-10 | | 0.0% | 2nd half: 5-11 | 45.5% | Game: 5-21 | | 23.8% | Rebounds | | | | | | | | | |
| FT % 1st Half: 8-11 | | 72.7% | 2nd half: 4-7 | 57.1% | Game: 12-18 | | 66.7% | 2 | | | | | | | | | |

Officials: Mark Zentz, Jennifer Rezac, Kathy Ridilla
 Technical fouls: Middle Tennessee-None, Penn State-None.
 Attendance: 3238

| Score by periods | 1st | 2nd | Total |
|------------------|-----|-----|-------|
| Middle Tennessee | 32 | 17 | 49 |
| Penn State | 26 | 39 | 65 |

Last FG - MT 2nd-08:29, PSU 2nd-00:29.
 Largest lead - MT by 10 1st-16:57, PSU by 16 2nd-00:29.

Score tied - 3 times.
 Lead changed - 3 times.

Notable

- The Lady Lions used a 30-6 run, including a 19-0 spurt in the final seven minutes to erase a 10-point second-half deficit.
- The Lady Lions win their 27th regular-season tournament title and third under head coach **Coquese Washington**.
- Junior guard **Alex Bentley** surpassed the 900-point mark for her career with eight points.

#12/14 Penn State 72, Washington 60

Game #1 * Nov. 11, 2011 * University Park, Pa.

Washington State 60 • 0-1

| # | Player | Total | | | 3-Ptr | | | Rebounds | | | PF | TP | A | TO | Blk | Stl | Min |
|----------------------|------------------|--------|----------------|--------|-------------|--------|--------|----------|-----|-----|----|----|----|-----|-----|-----|-----|
| | | FG-FGA | FG-FGA | FT-FTA | FG-FGA | FG-FGA | FT-FTA | Off | Def | Tot | | | | | | | |
| 01 | Cook, April | 1-5 | 0-1 | 0-0 | 0 | 3 | 3 | 3 | 2 | 1 | 1 | 1 | 1 | 18 | | | |
| 03 | Adzasaw, Rosetta | 2-6 | 0-0 | 0-0 | 1 | 2 | 3 | 4 | 5 | 4 | 1 | 1 | 22 | | | | |
| 11 | Perkins, Jazmine | 4-17 | 1-5 | 0-1 | 4 | 9 | 13 | 2 | 9 | 2 | 1 | 0 | 4 | 28 | | | |
| 21 | Tarnowski, Rosie | 3-8 | 1-4 | 3-3 | 1 | 2 | 3 | 3 | 10 | 0 | 0 | 0 | 1 | 18 | | | |
| 33 | Noyes, Carly | 3-6 | 0-0 | 0-0 | 3 | 1 | 4 | 4 | 6 | 3 | 2 | 0 | 0 | 27 | | | |
| 02 | Amojo, Ireti | 3-15 | 2-7 | 1-2 | 0 | 1 | 1 | 1 | 9 | 1 | 2 | 0 | 0 | 25 | | | |
| 10 | Presley, Tia | 1-5 | 0-2 | 0-0 | 0 | 0 | 0 | 1 | 2 | 4 | 2 | 0 | 0 | 14 | | | |
| 22 | Romberg, Sage | 5-8 | 2-2 | 0-0 | 2 | 5 | 7 | 4 | 12 | 0 | 1 | 0 | 1 | 15 | | | |
| 23 | Dheensaw, Shalie | 0-1 | 0-0 | 0-0 | 0 | 2 | 2 | 0 | 0 | 0 | 0 | 0 | 0 | 5 | | | |
| 24 | Thomas, Brandi | 1-4 | 0-2 | 0-0 | 3 | 2 | 5 | 1 | 2 | 0 | 2 | 0 | 0 | 13 | | | |
| 42 | Potter, Hana | 2-7 | 0-0 | 0-1 | 3 | 1 | 4 | 4 | 4 | 0 | 2 | 0 | 1 | 15 | | | |
| Team | | | | | | 2 | | 1 | | | | | | | | | |
| Totals | | 25-82 | 6-23 | 4-7 | 19 | 29 | 48 | 26 | 60 | 16 | 17 | 2 | 9 | 200 | | | |
| FG % 1st Half: 17-39 | | 43.6% | 2nd half: 8-43 | 18.6% | Game: 25-82 | | 30.5% | Deadball | | | | | | | | | |
| 3FG % 1st Half: 1-8 | | 12.5% | 2nd half: 5-15 | 33.3% | Game: 6-23 | | 26.1% | Rebounds | | | | | | | | | |
| FT % 1st Half: 3-4 | | 75.0% | 2nd half: 1-3 | 33.3% | Game: 4-7 | | 57.1% | 1 | | | | | | | | | |

Penn State 72 • 1-0

| # | Player | Total | | | 3-Ptr | | | Rebounds | | | PF | TP | A | TO | Blk | Stl | Min |
|----|---------------|--------|--------|--------|--------|--------|--------|----------|-----|-----|----|----|---|----|-----|-----|-----|
| | | FG-FGA | FG-FGA | FT-FTA | FG-FGA | FG-FGA | FT-FTA | Off | Def | Tot | | | | | | | |
| 12 | Gray, Zhaque | 3-11 | 1-4 | 0-1 | 0 | 4 | 4 | 4 | 7 | 1 | 2 | 0 | 1 | 28 | | | |
| 20 | Bentley, Alex | 7-13 | 2-2 | 6-6 | 0 | 4 | 4 | 3 | 22 | 4 | 8 | 0 | 2 | 36 | | | |
| 24 | Nickson, Mia | 1-7 | 0-0 | 4-7 | 2 | 5 | | | | | | | | | | | |

#11/12 Penn State 55, South Carolina 50

Game #4 * Nov. 20, 2011 * Columbia, S.C.

Penn State 55 • 3-1

| # | Player | Total | | | 3-Ptr | | | Rebounds | | | PF | TP | A | TO | Blk | Stl | Min |
|--------|--------------------|--------|--------|--------|-------|-----|-------|----------|-----|-------|----|----|---|----|-----|-----|-----|
| | | FG-FGA | FG-FGA | FT-FTA | Off | Def | Total | Off | Def | Total | | | | | | | |
| 23 | Edwards, Ariel | f | 5-7 | 0-1 | 0-0 | 1 | 6 | 7 | 3 | 10 | 1 | 4 | 0 | 1 | 31 | | |
| 54 | Greene, Nikki | c | 2-4 | 0-0 | 1-2 | 1 | 3 | 4 | 4 | 5 | 1 | 3 | 1 | 0 | 19 | | |
| 12 | Gray, Zhaque | g | 1-5 | 0-1 | 4-4 | 0 | 4 | 4 | 2 | 6 | 2 | 1 | 1 | 1 | 38 | | |
| 20 | Bentley, Alex | g | 1-4 | 0-0 | 4-4 | 0 | 2 | 2 | 2 | 6 | 3 | 7 | 0 | 1 | 32 | | |
| 33 | Lucas, Maggie | g | 7-13 | 0-4 | 4-4 | 0 | 2 | 2 | 2 | 18 | 2 | 2 | 0 | 1 | 38 | | |
| 05 | East, Talia | | 3-6 | 0-0 | 0-0 | 1 | 14 | 15 | 2 | 6 | 0 | 3 | 7 | 1 | 29 | | |
| 25 | Studevent, Gizelle | | 0-0 | 0-0 | 0-0 | 0 | 1 | 1 | 0 | 0 | 1 | 2 | 0 | 1 | 5 | | |
| 40 | Wolfe, Marisa | | 2-3 | 0-0 | 0-0 | 0 | 0 | 0 | 1 | 4 | 0 | 0 | 0 | 7 | | | |
| 44 | Waldner, Tori | | 0-0 | 0-0 | 0-0 | 0 | 0 | 0 | 0 | 0 | 1 | 0 | 0 | 1 | | | |
| Team | | | | | | 2 | 2 | 4 | | | | | | | | | |
| Totals | | | 21-42 | 0-6 | 13-14 | 5 | 34 | 39 | 16 | 55 | 10 | 23 | 9 | 6 | 200 | | |

South Carolina 50 • 3-1

| # | Player | Total | | | 3-Ptr | | | Rebounds | | | PF | TP | A | TO | Blk | Stl | Min |
|--------|--------------------|--------|--------|--------|-------|-----|-------|----------|-----|-------|----|----|---|----|-----|-----|-----|
| | | FG-FGA | FG-FGA | FT-FTA | Off | Def | Total | Off | Def | Total | | | | | | | |
| 12 | STEPHENS, Charenee | f | 1-3 | 0-0 | 2-3 | 5 | 3 | 8 | 0 | 4 | 0 | 2 | 0 | 1 | 19 | | |
| 03 | WALKER, Ieasia | g | 6-20 | 3-9 | 0-0 | 1 | 3 | 4 | 1 | 15 | 1 | 1 | 0 | 5 | 38 | | |
| 05 | GRANT, Markeshia | g | 3-12 | 1-8 | 0-0 | 0 | 0 | 0 | 3 | 7 | 2 | 0 | 0 | 1 | 33 | | |
| 11 | SUTTON, La'Keisha | g | 2-17 | 1-4 | 2-2 | 2 | 2 | 0 | 2 | 7 | 3 | 2 | 1 | 0 | 30 | | |
| 22 | NEWTON, Courtney | g | 0-1 | 0-1 | 0-0 | 0 | 0 | 0 | 1 | 0 | 0 | 1 | 0 | 0 | 10 | | |
| 01 | WILSON, Ebony | | 0-0 | 0-0 | 0-0 | 0 | 0 | 0 | 0 | 2 | 0 | 0 | 0 | 0 | 1 | | |
| 20 | WHITE, Sancheon | | 0-4 | 0-1 | 1-2 | 2 | 0 | 2 | 2 | 1 | 0 | 0 | 0 | 1 | 12 | | |
| 21 | BRUNER, Ashley | | 4-8 | 0-0 | 1-3 | 9 | 9 | 18 | 3 | 9 | 2 | 2 | 2 | 1 | 30 | | |
| 23 | ROY, Tina | | 2-7 | 1-6 | 0-0 | 0 | 0 | 0 | 0 | 5 | 0 | 0 | 0 | 0 | 7 | | |
| 24 | WELCH, Aleighsa | | 1-4 | 0-0 | 0-0 | 6 | 0 | 6 | 2 | 2 | 0 | 0 | 0 | 1 | 20 | | |
| Team | | | | | | 0 | 0 | 0 | | | | | | | | | |
| Totals | | | 19-76 | 6-29 | 6-10 | 25 | 15 | 40 | 15 | 50 | 8 | 10 | 3 | 10 | 200 | | |

FG % 1st Half: 9-38 23.7% 2nd half: 10-38 26.3% Game: 19-76 25.0%
 3FG % 1st Half: 2-12 16.7% 2nd half: 4-17 23.5% Game: 6-29 20.7%
 FT % 1st Half: 2-3 66.7% 2nd half: 4-7 57.1% Game: 6-10 60.0%

| Score by periods | 1st | 2nd | Total |
|------------------|-----|-----|-------|
| Penn State | 26 | 29 | 55 |
| South Carolina | 22 | 28 | 50 |

Last FG - PSU 2nd-00:23, SC 2nd-05:47.
 Largest lead - PSU by 6 1st-00:50, SC by 8 2nd-06:40.

Score tied - 4 times.
 Lead changed - 14 times.

Notable

- The Lady Lions used a 13-0 run, including the final six tallies coming from **Maggie Lucas**, over the final 5:22 to earn the come-from-behind win.
- Talia East** rejected a career-high seven shots, which ties her for the third-highest single-game total in school history.
- PSU was held without a three-point field goal for the first time since Jan. 7, 2007 (vs. Michigan).

#17/16 Penn State 103, Nevada 65

Game #6 * Nov. 26, 2011 * Reno, Nev.

Penn State 103 • 5-1

| # | Player | Total | | | 3-Ptr | | | Rebounds | | | PF | TP | A | TO | Blk | Stl | Min |
|--------|--------------------|--------|--------|--------|-------|-----|-------|----------|-----|-------|----|----|---|----|-----|-----|-----|
| | | FG-FGA | FG-FGA | FT-FTA | Off | Def | Total | Off | Def | Total | | | | | | | |
| 12 | Gray, Zhaque | * | 9-15 | 1-4 | 2-3 | 3 | 1 | 4 | 2 | 21 | 3 | 1 | 0 | 2 | 35 | | |
| 20 | Bentley, Alex | * | 11-15 | 1-2 | 0-0 | 0 | 0 | 0 | 2 | 23 | 6 | 1 | 0 | 5 | 29 | | |
| 24 | Nickson, Mia | * | 1-3 | 0-0 | 0-0 | 1 | 0 | 1 | 0 | 2 | 0 | 0 | 1 | 0 | 7 | | |
| 33 | Lucas, Maggie | * | 9-16 | 2-4 | 6-7 | 1 | 6 | 7 | 3 | 26 | 5 | 4 | 1 | 0 | 35 | | |
| 54 | Greene, Nikki | * | 4-9 | 0-0 | 3-3 | 3 | 4 | 7 | 3 | 11 | 0 | 1 | 0 | 0 | 16 | | |
| 05 | East, Talia | | 4-6 | 0-0 | 0-4 | 3 | 3 | 6 | 1 | 8 | 0 | 1 | 0 | 1 | 14 | | |
| 23 | Edwards, Ariel | | 1-3 | 0-0 | 0-0 | 0 | 4 | 4 | 1 | 2 | 1 | 2 | 0 | 2 | 22 | | |
| 25 | Studevent, Gizelle | | 3-4 | 0-0 | 1-2 | 3 | 0 | 3 | 0 | 6 | 3 | 0 | 0 | 0 | 22 | | |
| 40 | Wolfe, Marisa | | 1-2 | 0-0 | 2-2 | 0 | 2 | 2 | 3 | 4 | 1 | 2 | 0 | 0 | 8 | | |
| 44 | Waldner, Tori | | 0-2 | 0-0 | 0-0 | 1 | 2 | 3 | 3 | 0 | 1 | 2 | 0 | 2 | 12 | | |
| Team | | | | | | 1 | 4 | 5 | | | | | | | | | |
| Totals | | | 43-75 | 4-10 | 13-19 | 14 | 28 | 42 | 18 | 103 | 20 | 14 | 2 | 12 | 200 | | |

FG % 1st Half: 14-34 41.2% 2nd half: 8-30 26.7% Game: 43-75 57.3%
 3FG % 1st Half: 3-9 33.3% 2nd half: 1-3 33.3% Game: 4-10 40.0%
 FT % 1st Half: 4-7 57.1% 2nd half: 9-12 75.0% Game: 13-19 68.4%

Nevada 65 • 2-3

| # | Player | Total | | | 3-Ptr | | | Rebounds | | | PF | TP | A | TO | Blk | Stl | Min |
|--------|-------------------|--------|--------|--------|-------|-----|-------|----------|-----|-------|----|----|---|----|-----|-----|-----|
| | | FG-FGA | FG-FGA | FT-FTA | Off | Def | Total | Off | Def | Total | | | | | | | |
| 03 | Sharp, Danika | * | 5-13 | 2-3 | 2-2 | 1 | 1 | 2 | 2 | 14 | 1 | 3 | 0 | 0 | 28 | | |
| 21 | Kevoeken, Kate | * | 3-10 | 3-7 | 5-6 | 0 | 2 | 2 | 1 | 14 | 4 | 2 | 0 | 1 | 30 | | |
| 23 | Johnson, Amanda | * | 3-14 | 0-5 | 2-2 | 0 | 5 | 5 | 3 | 8 | 4 | 5 | 0 | 1 | 39 | | |
| 32 | Wideman, Arielle | * | 2-7 | 1-2 | 0-0 | 2 | 0 | 2 | 2 | 5 | 2 | 7 | 0 | 0 | 28 | | |
| 34 | Williams, Kayla | * | 5-9 | 0-1 | 4-4 | 1 | 4 | 5 | 14 | 0 | 3 | 3 | 1 | 0 | 20 | | |
| 05 | Brennan, Chanelle | | 0-0 | 0-0 | 0-0 | 2 | 1 | 3 | 1 | 0 | 0 | 2 | 0 | 0 | 11 | | |
| 12 | Lois, Faith | | 0-0 | 0-0 | 0-0 | 0 | 0 | 0 | 0 | 0 | 0 | 1 | 0 | 0 | 3 | | |
| 14 | Johnson, Aja | | 1-2 | 0-0 | 0-0 | 2 | 3 | 5 | 0 | 2 | 0 | 1 | 0 | 0 | 8 | | |
| 24 | Burns, Emily | | 0-2 | 0-0 | 0-1 | 0 | 1 | 1 | 0 | 0 | 0 | 0 | 0 | 0 | 4 | | |
| 25 | Gough, Christina | | 2-4 | 2-4 | 0-0 | 0 | 0 | 0 | 6 | 1 | 0 | 0 | 0 | 0 | 6 | | |
| 44 | Smith, Amber | | 0-1 | 0-1 | 0-0 | 0 | 1 | 1 | 0 | 0 | 1 | 0 | 1 | 0 | 6 | | |
| 55 | Mungedi, Mimi | | 1-2 | 0-0 | 0-0 | 2 | 0 | 2 | 2 | 2 | 0 | 0 | 0 | 0 | 17 | | |
| Team | | | | | | 4 | 1 | 5 | | | | | | | | | |
| Totals | | | 22-64 | 8-23 | 13-15 | 14 | 19 | 33 | 17 | 65 | 11 | 25 | 3 | 4 | 200 | | |

FG % 1st Half: 14-34 41.2% 2nd half: 8-30 26.7% Game: 22-64 34.4%
 3FG % 1st Half: 3-9 33.3% 2nd half: 5-14 35.7% Game: 8-23 34.8%
 FT % 1st Half: 3-5 60.0% 2nd half: 10-10 100.0% Game: 13-15 86.7%

| Score by periods | 1st | 2nd | Total |
|------------------|-----|-----|-------|
| Penn State | 49 | 54 | 103 |
| Nevada | 34 | 31 | 65 |

Last FG - PSU 2nd-01:05, NEVADA 2nd-00:02.
 Largest lead - PSU by 42 2nd-07:06, NEVADA None.

Score tied - 1 time.
 Lead changed - 0 times.

Notable

- The Lady Lions won their 28th regular-season tournament title with the win in the Nugget Classic title game and the second this season (Lady Lion Classic).
- Alex Bentley** was selected as the Tournament MVP and **Maggie Lucas** was named to the All-Tournament team.
- The Lady Lions had three 20-point scorers for the first time since a win at Dayton on Nov. 12, 2010.

#17/16 Penn State 66, Iowa State 59

Game #5 * Nov. 25, 2011 * Reno, Nev.

Iowa State 59 • 3-1

| # | Player | Total | | | 3-Ptr | | | Rebounds | | | PF | TP | A | TO | Blk | Stl | Min |
|--------|--------------------|--------|--------|--------|-------|-----|-------|----------|-----|-------|----|----|---|----|-----|-----|-----|
| | | FG-FGA | FG-FGA | FT-FTA | Off | Def | Total | Off | Def | Total | | | | | | | |
| 04 | Moody, Nikki | * | 1-11 | 1-7 | 4-6 | 1 | 3 | 4 | 0 | 7 | 1 | 3 | 0 | 0 | 33 | | |
| 05 | Christofferson, H. | * | 1-5 | 0-4 | 4-5 | 3 | 2 | 5 | 3 | 6 | 0 | 3 | 2 | 0 | 23 | | |
| 10 | Mansfield, Lauren | * | 2-6 | 1-3 | 0-0 | 0 | 4 | 4 | 3 | 5 | 1 | 2 | 0 | 1 | 34 | | |
| 32 | Schroll, Jessica | * | 3-7 | 0-1 | 1-2 | 1 | 2 | 3 | 3 | 7 | 2 | 1 | 1 | 1 | 29 | | |
| 33 | Poppens, Chelsea | * | 3-8 | 0-0 | 5-13 | 6 | 11 | 17 | 4 | 11 | 1 | 3 | 1 | 1 | 16 | | |
| 03 | Harris, Kelsey | | 0-0 | 0-0 | 1-2 | 0 | 0 | 0 | 1 | 1 | 1 | 1 | 0 | 0 | 5 | | |
| 21 | Mays, Kileah | | 2-4 | 0-0 | 1-2 | 1 | 3 | 4 | 2 | 5 | 0 | 0 | 1 | 0 | 12 | | |
| 22 | Williamson, Brynn | | 5-10 | 4-9 | 1-2 | 0 | 2 | 2 | 1 | 15 | 0 | 0 | 1 | 1 | 29 | | |
| 23 | Cole, Chassidy | | 0-1 | 0-1 | 2-3 | 0 | 0 | 0 | 1 | 2 | 1 | 1 | 0 | 0 | 12 | | |
| 32 | Ellis, Fallon | | 0-1 | 0-1 | 0-0 | 0 | 1 | 1 | 0 | 0 | 0 | 0 | 0 | 0 | 4 | | |
| 42 | Zimmerman, Amanda | | 0-0 | 0-0 | 0-0 | 0 | 1 | 1 | 0 | 0 | 0 | 1 | 0 | 0 | 3 | | |
| Team | | | | | | 1 | 2 | 3 | | | | | | | | | |
| Totals | | | 17-53 | 6-26 | 19-35 | 13 | 31 | 44 | 18 | 59 | 7 | 16 | 6 | 4 | 200 | | |

FG % 1st Half: 7-25 28.0% 2nd half: 10-28 35.7% Game: 17-53 32.1%
 3FG % 1st Half: 2-10 20.0% 2nd half: 4-16 25.0% Game: 6-26 23.1%
 FT % 1st Half: 12-24 50.0% 2nd half: 7-11 63.6% Game: 19-35 54.3%

Penn State 66 • 4-1

| # | Player | Total | | | 3-Ptr | | | Rebounds | | | PF | TP | A | TO | Blk | Stl | Min |
|----|---------------|--------|--------|--------|-------|-----|-------|----------|-----|-------|----|----|---|----|-----|-----|-----|
| | | FG-FGA | FG-FGA | FT-FTA | Off | Def | Total | Off | Def | Total | | | | | | | |
| 12 | Gray, Zhaque | * | 5-7 | 2-2 | 2-2 | 0 | 3 | 3 | 4 | 14 | 2 | 0 | 0 | 1 | 30 | | |
| 20 | Bentley, Alex | * | 5-13 | 2-5 | 1-2 | 0 | 3 | 3 | 4 | 13 | 3 | 0 | 0 | 4 | 31 | | |
| 24 | Nickson, Mia | * | 2-8 | 0-0 | 1-4 | 4 | 9 | 13 | 4 | 5 | 2 | 1 | 0 | 0 | 26 | | |
| 33 | Lucas, Maggie | * | 5-15 | 1-5 | 7-10 | 2 | 4 | 6 | 4 | 18 | 1 | 4 | 0 | 2 | 35 | | |
| 54 | Greene, Nikki | * | 2-8 | 0-0 | 3-3 | 3 | 4 | 7 | 3 | 7 | 0 | 0 | 1 | 0 | 15 | | |
| 05 | East, Talia | | 0-1 | 0-0 | 0-0 | 1 | 2 | 3 | 0 | 0 | 0 | 2 | 0 | 0 | 7 | | |

#19/25 Texas Tech 70, #16/15 Penn State 66

Game #8 * Dec. 3, 2011 * Lubbock, Texas

Penn State 66 • 6-2

| # | Player | Total | | | 3-Ptr | | | Rebounds | | | PF | TP | A | TO | Blk | Stl | Min | | | | | | | | | | |
|--------|--------------------|-------|-----|-----|-------|-------|-----|----------|-----|-----|----|----|---|----|-----|-----|-----|----|--|-----|--|---|--|----|--|-----|--|
| | | FG | FGA | FT | FTA | Off | Def | Off | Def | Tot | | | | | | | | | | | | | | | | | |
| 23 | Edwards, Ariel | 1-5 | 0-0 | 1-2 | 3 | 2 | 5 | 2 | 3 | 2 | 1 | 1 | 3 | 29 | | | | | | | | | | | | | |
| 54 | Greene, Nikki | 2-4 | 0-0 | 7-8 | 3 | 5 | 8 | 4 | 11 | 0 | 2 | 1 | 0 | 20 | | | | | | | | | | | | | |
| 12 | Gray, Zhaque | 3-8 | 0-2 | 2-2 | 0 | 2 | 2 | 1 | 8 | 3 | 2 | 0 | 0 | 33 | | | | | | | | | | | | | |
| 20 | Bentley, Alex | 6-15 | 1-2 | 5-6 | 0 | 2 | 2 | 3 | 18 | 3 | 2 | 0 | 1 | 38 | | | | | | | | | | | | | |
| 33 | Lucas, Maggie | 5-13 | 1-5 | 4-4 | 0 | 1 | 1 | 1 | 15 | 2 | 3 | 0 | 3 | 33 | | | | | | | | | | | | | |
| 05 | East, Talia | 3-5 | 0-0 | 0-2 | 2 | 6 | 8 | 4 | 6 | 0 | 2 | 1 | 2 | 20 | | | | | | | | | | | | | |
| 25 | Studevent, Gizelle | 0-1 | 0-0 | 0-0 | 0 | 0 | 0 | 1 | 0 | 0 | 0 | 0 | 1 | 8 | | | | | | | | | | | | | |
| 40 | Wolfe, Marisa | 0-2 | 0-0 | 0-0 | 2 | 2 | 4 | 3 | 0 | 0 | 0 | 0 | 0 | 7 | | | | | | | | | | | | | |
| 44 | Waldner, Tori | 2-5 | 0-0 | 1-2 | 1 | 2 | 3 | 4 | 5 | 1 | 1 | 1 | 0 | 12 | | | | | | | | | | | | | |
| Team | | 2-1 | | 3 | | 3 | | 23 | | 66 | | 11 | | 13 | | 4 | | 10 | | 200 | | | | | | | |
| Totals | | 22-58 | | 2-9 | | 20-26 | | 13 | | 23 | | 36 | | 23 | | 66 | | 11 | | 13 | | 4 | | 10 | | 200 | |

FG % 1st Half: 14-26 53.8% 2nd half: 8-32 25.0% Game: 22-58 37.9%
 3FG % 1st Half: 0-2 0.0% 2nd half: 2-7 28.6% Game: 2-9 22.2%
 FT % 1st Half: 8-12 66.7% 2nd half: 12-14 85.7% Game: 20-26 76.9%

TTU 70 • 7-0

| # | Player | Total | | | 3-Ptr | | | Rebounds | | | PF | TP | A | TO | Blk | Stl | Min | | | | | | | | |
|--------|--------------------|-------|------|------|-------|-------|-----|----------|-----|-----|----|----|---|----|-----|-----|-----|-----|--|---|--|---|--|-----|--|
| | | FG | FGA | FT | FTA | Off | Def | Off | Def | Tot | | | | | | | | | | | | | | | |
| 20 | MALLARD, KIERRA | 6-18 | 2-4 | 4-4 | 9 | 6 | 15 | 4 | 18 | 3 | 7 | 1 | 3 | 31 | | | | | | | | | | | |
| 41 | BAKER, KELSI | 1-3 | 0-1 | 0-2 | 2 | 3 | 5 | 3 | 2 | 1 | 1 | 1 | 0 | 20 | | | | | | | | | | | |
| 05 | HYDE, CHRISTINE | 3-9 | 0-3 | 1-3 | 1 | 5 | 6 | 3 | 7 | 2 | 2 | 0 | 1 | 30 | | | | | | | | | | | |
| 15 | MORRIS, CASEY | 4-15 | 4-10 | 1-1 | 2 | 1 | 3 | 1 | 13 | 2 | 1 | 0 | 2 | 37 | | | | | | | | | | | |
| 23 | SMALLS, MONIQUE | 3-7 | 1-2 | 8-11 | 2 | 6 | 8 | 2 | 15 | 7 | 0 | 0 | 2 | 38 | | | | | | | | | | | |
| 00 | BROWN, CHYNNIA | 1-7 | 0-3 | 0-0 | 0 | 0 | 0 | 2 | 2 | 0 | 3 | 0 | 1 | 11 | | | | | | | | | | | |
| 01 | BARNCastle, JORDAN | 2-3 | 2-3 | 0-0 | 0 | 2 | 2 | 1 | 6 | 1 | 0 | 0 | 0 | 12 | | | | | | | | | | | |
| 12 | BATTLE, ANBER | 0-0 | 0-0 | 0-0 | 0 | 0 | 0 | 0 | 0 | 0 | 0 | 0 | 0 | 2 | | | | | | | | | | | |
| 04 | BOKENKAMP, MARY | 0-0 | 0-0 | 0-0 | 0 | 0 | 0 | 0 | 0 | 0 | 0 | 0 | 0 | 2 | | | | | | | | | | | |
| 03 | NOBLES, SHAUNTAL | 2-3 | 0-0 | 3-5 | 3 | 2 | 5 | 5 | 7 | 0 | 1 | 0 | 0 | 16 | | | | | | | | | | | |
| 42 | WALKER, EBONY | 0-0 | 0-0 | 0-0 | 0 | 0 | 0 | 1 | 0 | 0 | 1 | 0 | 0 | 1 | | | | | | | | | | | |
| Team | | 3-1 | | 4 | | 22 | | 70 | | 16 | | 18 | | 2 | | 9 | | 200 | | | | | | | |
| Totals | | 22-65 | | 9-26 | | 17-26 | | 22 | | 48 | | 22 | | 70 | | 16 | | 18 | | 2 | | 9 | | 200 | |

FG % 1st Half: 10-33 30.3% 2nd half: 12-32 37.5% Game: 22-65 33.8%
 3FG % 1st Half: 5-15 33.3% 2nd half: 4-11 36.4% Game: 9-26 34.6%
 FT % 1st Half: 9-15 60.0% 2nd half: 8-11 72.7% Game: 17-26 65.4%

Officials: Tina Napier, Felicia Grinter, Jesse Dickerson
 Technical fouls: Penn State-Edwards, Ariel. TTU-BAKER, KELSI.
 Attendance: 8923

| Score by periods | 1st | 2nd | Total | Points | In | Off | 2nd | Fast | Bench |
|------------------|-----|-----|-------|--------|----|-----|-----|------|-------|
| Penn State | 36 | 30 | 66 | PSU | 28 | 20 | 14 | 8 | 11 |
| TTU | 34 | 36 | 70 | TTU | 20 | 12 | 16 | 6 | 15 |

Last FG - PSU 2nd-00:36, TTU 2nd-00:03.
 Largest lead - PSU by 8 1st-09:56, TTU by 7 2nd-03:26.
 Score tied - 13 times.
 Lead changed - 17 times.

Notable

- The Lady Lions shot just 25% (8-32) in the second half as the Lady Raiders rallied.
- Jordan Barncastle hit a three-pointer as the shot clock expired with three seconds remaining on the game to seal the win for TTU.
- Penn State falls to 1-1 in Big 12/Big Ten Challenge games.

#17/18 Penn State 76, UMES 51

Game #10 * Dec. 11, 2011 * University Park, Pa.

UMES 51 • 2-5

| # | Player | Total | | | 3-Ptr | | | Rebounds | | | PF | TP | A | TO | Blk | Stl | Min | | | | | | | | |
|--------|-------------------|-------|-----|------|-------|-------|-----|----------|-----|-----|----|----|----|----|-----|-----|-----|-----|--|---|--|---|--|-----|--|
| | | FG | FGA | FT | FTA | Off | Def | Off | Def | Tot | | | | | | | | | | | | | | | |
| 15 | MERCER, Kwinnyata | 1-9 | 0-5 | 0-0 | 1 | 5 | 6 | 2 | 2 | 3 | 0 | 0 | 1 | 26 | | | | | | | | | | | |
| 21 | COOK, Amber | 4-12 | 0-1 | 4-6 | 5 | 4 | 9 | 0 | 12 | 1 | 6 | 0 | 0 | 28 | | | | | | | | | | | |
| 23 | SANDERS, Chelsea | 3-15 | 0-1 | 0-2 | 2 | 2 | 4 | 4 | 6 | 0 | 1 | 0 | 0 | 29 | | | | | | | | | | | |
| 24 | ROACH, Karona | 4-11 | 0-2 | 0-0 | 4 | 1 | 5 | 2 | 8 | 1 | 2 | 1 | 1 | 24 | | | | | | | | | | | |
| 25 | STEWART, Shanyce | 2-7 | 0-0 | 4-4 | 5 | 10 | 3 | 8 | 1 | 1 | 0 | 3 | 27 | | | | | | | | | | | | |
| 01 | AGBASI, Adobi | 4-10 | 0-0 | 0-0 | 0 | 2 | 2 | 5 | 8 | 0 | 0 | 3 | 1 | 22 | | | | | | | | | | | |
| 03 | SWEENEY, Shawnee | 0-0 | 0-0 | 0-0 | 0 | 0 | 0 | 0 | 0 | 0 | 0 | 0 | 0 | 4 | | | | | | | | | | | |
| 04 | FINNEY, Sha-Kiyia | 2-6 | 1-5 | 0-0 | 0 | 3 | 3 | 1 | 5 | 0 | 0 | 0 | 0 | 15 | | | | | | | | | | | |
| 12 | BRAXTON, Courtney | 0-1 | 0-0 | 1-2 | 0 | 0 | 0 | 2 | 1 | 2 | 1 | 0 | 1 | 13 | | | | | | | | | | | |
| 13 | LONG, Jessica | 0-1 | 0-1 | 1-2 | 0 | 0 | 0 | 0 | 1 | 0 | 0 | 0 | 0 | 6 | | | | | | | | | | | |
| 22 | BARR, Porsha | 0-3 | 0-0 | 0-0 | 0 | 0 | 0 | 0 | 0 | 0 | 0 | 0 | 0 | 4 | | | | | | | | | | | |
| 35 | COLEMAN, Saisha | 0-0 | 0-0 | 0-0 | 0 | 0 | 0 | 1 | 0 | 0 | 0 | 0 | 0 | 2 | | | | | | | | | | | |
| Team | | 5-2 | | 7 | | 22 | | 51 | | 8 | | 13 | | 4 | | 7 | | 200 | | | | | | | |
| Totals | | 20-75 | | 1-15 | | 10-16 | | 22 | | 46 | | 20 | | 51 | | 8 | | 13 | | 4 | | 7 | | 200 | |

FG % 1st Half: 13-36 36.1% 2nd half: 7-39 17.9% Game: 20-75 26.7%
 3FG % 1st Half: 1-6 16.7% 2nd half: 0-9 0.0% Game: 1-15 6.7%
 FT % 1st Half: 3-4 75.0% 2nd half: 7-12 58.3% Game: 10-16 62.5%

Penn State 76 • 8-3

| # | Player | Total | | | 3-Ptr | | | Rebounds | | | PF | TP | A | TO | Blk | Stl | Min | | | | | | | | | | |
|--------|--------------------|-------|-----|------|-------|-------|-----|----------|-----|-----|----|----|---|----|-----|-----|-----|----|--|----|--|-----|--|---|--|-----|--|
| | | FG | FGA | FT | FTA | Off | Def | Off | Def | Tot | | | | | | | | | | | | | | | | | |
| 12 | Gray, Zhaque | 2-6 | 1-2 | 3-4 | 0 | 0 | 0 | 4 | 8 | 1 | 0 | 0 | 0 | 22 | | | | | | | | | | | | | |
| 20 | Bentley, Alex | 4-7 | 0-0 | 3-4 | 1 | 3 | 4 | 1 | 11 | 9 | 6 | 0 | 0 | 34 | | | | | | | | | | | | | |
| 23 | Edwards, Ariel | 3-11 | 0-1 | 1-2 | 1 | 8 | 9 | 1 | 7 | 3 | 0 | 1 | 1 | 32 | | | | | | | | | | | | | |
| 33 | Lucas, Maggie | 6-14 | 3-7 | 5-6 | 1 | 4 | 5 | 1 | 20 | 1 | 4 | 0 | 3 | 35 | | | | | | | | | | | | | |
| 54 | Greene, Nikki | 6-6 | 0-0 | 1-3 | 0 | 4 | 4 | 3 | 13 | 1 | 3 | 3 | 1 | 16 | | | | | | | | | | | | | |
| 05 | East, Talia | 0-1 | 0-0 | 2-2 | 1 | 4 | 5 | 0 | 2 | 1 | 0 | 0 | 0 | 8 | | | | | | | | | | | | | |
| 25 | Studevent, Gizelle | 3-7 | 0-0 | 2-2 | 2 | 1 | 3 | 2 | 8 | 1 | 1 | 0 | 0 | 19 | | | | | | | | | | | | | |
| 40 | Wolfe, Marisa | 1-4 | 0-0 | 1-2 | 0 | 3 | 3 | 3 | 3 | 1 | 1 | 2 | 0 | 13 | | | | | | | | | | | | | |
| 44 | Waldner, Tori | 2-2 | 0-0 | 0-2 | 1 | 8 | 9 | 3 | 4 | 0 | 1 | 2 | 0 | 21 | | | | | | | | | | | | | |
| Team | | 4-0 | | 11 | | 35 | | 46 | | 18 | | 76 | | 18 | | 16 | | 8 | | 5 | | 200 | | | | | |
| Totals | | 27-58 | | 4-10 | | 18-27 | | 11 | | 35 | | 46 | | 18 | | 76 | | 18 | | 16 | | 8 | | 5 | | 200 | |

FG % 1st Half: 14-31 45.2% 2nd half: 13-27 48.1% Game: 27-58 46.8%
 3FG % 1st Half: 3-7 42.9% 2nd half: 1-3 33.3% Game: 4-10 40.0%
 FT % 1st Half: 9-12 75.0% 2nd half: 9-15 60.0% Game: 18-27 66.7%

Officials: Cameron Inouye, Frank Steratore, Shannon Peck
 Technical fouls: UMES-AGBASI, Adobi. TEAM. Penn State-None.
 Attendance: 3386

| Score by periods | 1st | 2nd | Total | Points | In | Off | 2nd | Fast | Bench |
|------------------|-----|-----|-------|--------|----|-----|-----|------|-------|
| UMES | 30 | 21 | 51 | UMESW | 26 | 12 | 14 | 4 | 15 |
| Penn State | 40 | 36 | 76 | PSU | 28 | 11 | 17 | 17 | 17 |

Last FG - UMESW 2nd-03:59, PSU 2nd-02:21.
 Largest lead - UMESW by 2 1st-15:36, PSU by 25 2nd-00:47.
 Score tied - 3 times.
 Lead changed - 4 times.

Notable

- The Lady Lions held the Lady Hawks to just a 17.9% (7-39) field goal percentage in the second half and holding them without a field goal for the final 3:59 to secure the win.
- With 13 points, **Nikki Greene** also surpassed the 600-point plateau for her career (608).
- Senior **Zhaque Gray** moved into a tie with Jess Brungo for 10th place in all-time three-point field goals made (117).

#17/18 Penn State 66, Virginia Tech 28

Game #9 * Dec. 6, 2011 * University Park, Pa.

Virginia Tech 28 • 2-6

| # | Player | Total | | | 3-Ptr | | | Rebounds | | | PF | TP | A | TO | Blk | Stl | Min | | | | | | | | | | |
|--------|---------------------|-------|-----|------|-------|-----|-----|----------|-----|-----|----|----|---|----|-----|-----|-----|----|--|----|--|---|--|-----|--|-----|--|
| | | FG | FGA | FT | FTA | Off | Def | Off | Def | Tot | | | | | | | | | | | | | | | | | |
| 03 | Aerial Wilson | 4-14 | 1-2 | 1-2 | 1 | 4 | 5 | 3 | 10 | 4 | 6 | 0 | 0 | 38 | | | | | | | | | | | | | |
| 13 | Alyssa Fenyn | 1-5 | 1-4 | 0-2 | 3 | 4 | 7 | 1 | 3 | 0 | 6 | 2 | 1 | 35 | | | | | | | | | | | | | |
| 21 | Britni Montgomery | 0-2 | 0-0 | 0-0 | 0 | 2 | 2 | 4 | 0 | 0 | 2 | 0 | 0 | 13 | | | | | | | | | | | | | |
| 31 | Monet Tellier | 2-11 | 0-3 | 0-0 | 1 | 0 | 1 | 3 | 4 | 1 | 5 | 1 | 2 | 27 | | | | | | | | | | | | | |
| 43 | Latorri Hines-Allen | 2-7 | 0-0 | 0-0 | 3 | 9 | 12 | 4 | 4 | 0 | 1 | 0 | 1 | 28 | | | | | | | | | | | | | |
| 02 | Kerry Sarver | 0-0 | 0-0 | 0-0 | 0 | 0 | 0 | 0 | 0 | 0 | 0 | 0 | 0 | 2 | | | | | | | | | | | | | |
| 20 | Nia Evans | 0-2 | 0-0 | 0-0 | 0 | 1 | 1 | 2 | 0 | 1 | 0 | 0 | 1 | 14 | | | | | | | | | | | | | |
| 02 | Porschia Hadley | 1-6 | 0-0 | 0-0 | 1 | 3 | 4 | 1 | 2 | 0 | 1 | 2 | 1 | 25 | | | | | | | | | | | | | |
| 22 | Larryqua Hall | 2-3 | 1-2 | 0-0 | 0 | 0 | 0 | 0 | 5 | 0 | 1 | 0 | 1 | 16 | | | | | | | | | | | | | |
| 33 | Kelsey Conyers | 0-1 | 0-1 | 0-0 | 0 | 0 | 0 | 1 | 0 | 0 | 0 | 0 | 0 | 2 | | | | | | | | | | | | | |
| Team | | 1-1 | | 2 | | 10 | | 21 | | 31 | | 19 | | 28 | | 6 | | 23 | | 5 | | 7 | | 200 | | | |
| Totals | | 12-51 | | 3-12 | | 1-4 | | 10 | | 21 | | 31 | | 19 | | 28 | | 6 | | 23 | | 5 | | 7 | | 200 | |

FG % 1st Half: 7-27 25.9% 2nd half: 5-24 20.8% Game: 12-51 23.5%
 3FG % 1st Half: 1-5 20.0% 2nd half: 2-7 28.6% Game: 3-12 25.0%
 FT % 1st Half: 0-0 0.0% 2nd half: 1-4 25.0% Game: 1-4 25.0%

Penn State 66 • 7-2

| # | Player | Total | | | 3-Ptr | | | Rebounds | | | PF | TP | A | TO | Blk | Stl | Min |
|----|---------------|-------|-----|-----|-------|-----|-----|----------|-----|-----|----|----|---|----|-----|-----|-----|
| | | FG | FGA | FT | FTA | Off | Def | Off | Def | Tot | | | | | | | |
| 12 | Gray, Zhaque | 1-4 | 0-1 | 4-4 | 1 | 4 | 5 | 3 | 6 | 2 | 3 | 0 | 2 | 28 | | | |
| 20 | Bentley, Alex | 4-6 | 0-0 | 3-5 | 0 | 2 | 2 | | | | | | | | | | |

#16/16 Penn State 78, Bucknell 54 Game #12 * Dec. 21, 2011 * Lewisburg, Pa.

Penn State 78 • 10-2

| # | Player | Total | | | 3-Ptr | | | Rebounds | | | PF | TP | A | TO | Blk | Stl | Min |
|----|--------------------|--------|--------|--------|--------|--------|--------|----------|-----|-----|----|----|---|----|-----|-----|-----|
| | | FG-FGA | FG-FGA | FT-FTA | FG-FGA | FG-FGA | FT-FTA | Off | Def | Tot | | | | | | | |
| 23 | Edwards, Ariel | f | 2-4 | 1-2 | 2-4 | 0 | 2 | 2 | 0 | 7 | 3 | 2 | 0 | 2 | 21 | | |
| 54 | Greene, Nikki | f | 5-9 | 0-0 | 1-2 | 3 | 6 | 9 | 1 | 11 | 1 | 1 | 0 | 1 | 21 | | |
| 12 | Gray, Zhaque | g | 3-8 | 2-4 | 0-0 | 0 | 0 | 0 | 3 | 8 | 2 | 1 | 0 | 1 | 30 | | |
| 20 | Bentley, Alex | g | 5-11 | 1-2 | 0-0 | 0 | 0 | 0 | 1 | 11 | 7 | 4 | 0 | 4 | 32 | | |
| 33 | Lucas, Maggie | g | 7-10 | 4-4 | 4-4 | 0 | 5 | 5 | 2 | 22 | 3 | 2 | 0 | 1 | 32 | | |
| 05 | East, Talia | g | 3-7 | 0-0 | 0-0 | 3 | 5 | 8 | 2 | 6 | 2 | 1 | 3 | 1 | 18 | | |
| 25 | Studevent, Gizelle | g | 1-3 | 0-1 | 0-0 | 1 | 2 | 3 | 0 | 2 | 0 | 0 | 1 | 1 | 15 | | |
| 40 | Wolfe, Marisa | g | 3-5 | 0-0 | 3-3 | 0 | 3 | 3 | 9 | 0 | 2 | 1 | 2 | 18 | | | |
| 44 | Waldner, Tori | g | 1-3 | 0-0 | 0-0 | 0 | 3 | 3 | 1 | 2 | 1 | 3 | 1 | 1 | 13 | | |
| | Team | | | | | 3 | 2 | 5 | | | | | | | | | |
| | Totals | | 30-60 | 8-13 | 10-13 | 10 | 28 | 38 | 13 | 78 | 19 | 16 | 5 | 14 | 200 | | |

FG % 1st Half: 13-29 44.8% 2nd half: 17-31 54.8% Game: 30-60 50.0%
3FG % 1st Half: 4-5 80.0% 2nd half: 4-8 50.0% Game: 8-13 61.5%
FT % 1st Half: 4-4 100.0% 2nd half: 6-9 66.7% Game: 10-13 76.9%

BUCKNELL 54 • 2-10

| # | Player | Total | | | 3-Ptr | | | Rebounds | | | PF | TP | A | TO | Blk | Stl | Min |
|----|---------------------|--------|--------|--------|--------|--------|--------|----------|-----|-----|----|----|---|----|-----|-----|-----|
| | | FG-FGA | FG-FGA | FT-FTA | FG-FGA | FG-FGA | FT-FTA | Off | Def | Tot | | | | | | | |
| 00 | Mgbada, Felicia | f | 6-10 | 0-0 | 0-0 | 2 | 2 | 4 | 3 | 12 | 0 | 4 | 0 | 0 | 23 | | |
| 12 | Voss, Rachel | f | 5-9 | 1-2 | 0-0 | 3 | 2 | 5 | 0 | 11 | 0 | 5 | 0 | 1 | 26 | | |
| 55 | Horbatuck, Lindsay | f | 1-4 | 0-0 | 3-6 | 4 | 6 | 10 | 2 | 5 | 3 | 4 | 0 | 1 | 29 | | |
| 15 | Romine, Shelby | g | 3-16 | 1-8 | 0-0 | 1 | 1 | 2 | 1 | 7 | 4 | 0 | 1 | 0 | 36 | | |
| 22 | Chukwudo, Christina | g | 3-8 | 1-2 | 0-0 | 2 | 1 | 3 | 0 | 7 | 2 | 3 | 0 | 1 | 32 | | |
| 13 | Dunn, Alyssa | g | 2-7 | 0-0 | 0-0 | 0 | 2 | 2 | 0 | 4 | 2 | 0 | 1 | 0 | 14 | | |
| 20 | Baxter, Ashley | g | 0-0 | 0-0 | 0-0 | 0 | 0 | 0 | 0 | 0 | 0 | 0 | 0 | 0 | 1 | | |
| 31 | Harris, Katherine | g | 1-3 | 1-3 | 0-0 | 0 | 0 | 0 | 1 | 3 | 2 | 0 | 0 | 0 | 13 | | |
| 32 | Trotter, Shelby | g | 0-4 | 0-3 | 1-2 | 1 | 3 | 4 | 1 | 1 | 1 | 2 | 1 | 0 | 12 | | |
| 33 | Heider, Jen | g | 1-1 | 0-0 | 0-0 | 0 | 2 | 2 | 0 | 2 | 0 | 0 | 0 | 0 | 3 | | |
| 44 | Dotson, Audrey | g | 1-2 | 0-0 | 0-0 | 0 | 1 | 1 | 0 | 2 | 1 | 0 | 0 | 1 | 11 | | |
| | Team | | | | | 4 | 1 | 5 | | | | | | | | | |
| | Totals | | 23-66 | 4-18 | 4-8 | 17 | 21 | 38 | 8 | 54 | 13 | 20 | 3 | 4 | 200 | | |

FG % 1st Half: 8-34 23.5% 2nd half: 15-32 46.9% Game: 23-66 34.8%
3FG % 1st Half: 1-10 10.0% 2nd half: 3-8 37.5% Game: 4-18 22.2%
FT % 1st Half: 1-2 50.0% 2nd half: 3-6 50.0% Game: 4-8 50.0%

Officials: Joseph Vaszily, Mark Resch, Michael Schmidt
Technical fouls: Penn State-None, BUCKNELL-None.
Attendance: 1490

| Score by periods | 1st | 2nd | Total |
|------------------|-----|-----|-------|
| Penn State | 34 | 44 | 78 |
| BUCKNELL | 18 | 36 | 54 |

Last FG - PSU 2nd-01:02, BUCKNELL 2nd-00:13.
Largest lead - PSU by 28 2nd-01:02, BUCKNELL None.

Score tied - 1 time.
Lead changed - 0 times.

Notable

- The Lady Lions finish the non-conference portion of their schedule with a 10-2 mark, it is the second consecutive year that Penn State has 10 or more non-conference wins.
- Sophomore guard **Maggie Lucas** posted her fourth consecutive 20-point game and sixth in her last seven games with 22 markers.
- All nine Lady Lions scored for the fourth consecutive game.

#22/17 Penn State 82, Wisconsin 49 Game #14 * Jan. 2, 2012 * Madison, Wis.

Penn State 82 • 11-3, 1-1

| # | Player | Total | | | 3-Ptr | | | Rebounds | | | PF | TP | A | TO | Blk | Stl | Min |
|----|--------------------|--------|--------|--------|--------|--------|--------|----------|-----|-----|----|----|---|----|-----|-----|-----|
| | | FG-FGA | FG-FGA | FT-FTA | FG-FGA | FG-FGA | FT-FTA | Off | Def | Tot | | | | | | | |
| 24 | Nickson, Mia | f | 5-6 | 0-0 | 0-0 | 8 | 6 | 14 | 3 | 10 | 1 | 0 | 0 | 1 | 27 | | |
| 54 | Greene, Nikki | c | 6-9 | 0-0 | 2-3 | 1 | 6 | 7 | 2 | 14 | 0 | 0 | 2 | 1 | 21 | | |
| 12 | Gray, Zhaque | g | 3-10 | 2-5 | 0-0 | 1 | 0 | 1 | 1 | 8 | 1 | 3 | 0 | 1 | 21 | | |
| 20 | Bentley, Alex | g | 4-10 | 0-0 | 1-1 | 0 | 2 | 2 | 8 | 8 | 3 | 0 | 4 | 31 | | | |
| 33 | Lucas, Maggie | g | 6-13 | 2-6 | 4-4 | 1 | 3 | 4 | 1 | 18 | 7 | 4 | 0 | 1 | 31 | | |
| 05 | East, Talia | g | 2-2 | 0-0 | 0-0 | 0 | 7 | 7 | 0 | 4 | 0 | 1 | 0 | 0 | 11 | | |
| 23 | Edwards, Ariel | g | 2-3 | 0-0 | 2-4 | 1 | 3 | 4 | 1 | 6 | 4 | 0 | 0 | 1 | 25 | | |
| 25 | Studevent, Gizelle | g | 2-5 | 0-0 | 0-0 | 0 | 1 | 1 | 0 | 4 | 3 | 0 | 0 | 1 | 12 | | |
| 40 | Wolfe, Marisa | g | 1-3 | 0-0 | 2-2 | 0 | 2 | 2 | 1 | 4 | 0 | 1 | 0 | 0 | 9 | | |
| 44 | Waldner, Tori | g | 3-4 | 0-0 | 0-0 | 0 | 2 | 2 | 2 | 6 | 2 | 2 | 0 | 1 | 12 | | |
| | Team | | | | | 0 | 1 | 1 | | | | | | | | | |
| | Totals | | 34-65 | 4-11 | 10-14 | 12 | 33 | 45 | 13 | 82 | 26 | 14 | 2 | 11 | 200 | | |

FG % 1st Half: 16-33 48.5% 2nd half: 18-32 56.3% Game: 34-65 52.3%
3FG % 1st Half: 3-9 33.3% 2nd half: 1-2 50.0% Game: 4-11 36.4%
FT % 1st Half: 5-6 83.3% 2nd half: 5-8 62.5% Game: 10-14 71.4%

Wisconsin 49 • 4-10, 0-2

| # | Player | Total | | | 3-Ptr | | | Rebounds | | | PF | TP | A | TO | Blk | Stl | Min |
|----|-------------------|--------|--------|--------|--------|--------|--------|----------|-----|-----|----|----|---|----|-----|-----|-----|
| | | FG-FGA | FG-FGA | FT-FTA | FG-FGA | FG-FGA | FT-FTA | Off | Def | Tot | | | | | | | |
| 23 | Thomas, Ashley | f | 2-5 | 0-0 | 0-0 | 0 | 1 | 1 | 2 | 4 | 0 | 3 | 0 | 0 | 29 | | |
| 40 | Covington, Anya | f | 4-10 | 0-0 | 0-0 | 3 | 2 | 5 | 4 | 8 | 2 | 1 | 1 | 0 | 26 | | |
| 00 | Davis, Jade | g | 2-6 | 1-3 | 0-0 | 1 | 3 | 4 | 1 | 5 | 2 | 2 | 0 | 1 | 32 | | |
| 02 | Wurtz, Taylor | g | 5-13 | 1-4 | 6-6 | 1 | 6 | 7 | 0 | 17 | 1 | 1 | 0 | 1 | 35 | | |
| 05 | Paige, Morgan | g | 2-9 | 0-5 | 1-2 | 0 | 2 | 2 | 0 | 5 | 0 | 3 | 0 | 0 | 22 | | |
| 03 | Brown, AnnMarie | g | 0-1 | 0-1 | 0-0 | 0 | 0 | 0 | 0 | 0 | 0 | 1 | 0 | 0 | 2 | | |
| 12 | Smith, Lindsay | g | 2-7 | 0-3 | 0-0 | 0 | 3 | 3 | 0 | 4 | 2 | 3 | 0 | 2 | 21 | | |
| 20 | Gorman, Lacia | g | 0-2 | 0-2 | 0-0 | 0 | 0 | 0 | 0 | 0 | 1 | 0 | 0 | 0 | 5 | | |
| 24 | Stephen, Tiera | g | 0-1 | 0-0 | 0-0 | 0 | 1 | 1 | 0 | 0 | 0 | 1 | 0 | 0 | 4 | | |
| 35 | Gulczynski, Jacki | g | 0-0 | 0-0 | 0-0 | 0 | 1 | 1 | 1 | 0 | 0 | 0 | 0 | 0 | 5 | | |
| 43 | Roehl, Cassie | g | 2-4 | 0-0 | 2-2 | 1 | 1 | 2 | 3 | 6 | 0 | 0 | 1 | 0 | 19 | | |
| | Team | | | | | 1 | 1 | 2 | | | | | | | | | |
| | Totals | | 19-58 | 2-18 | 10-14 | 7 | 21 | 28 | 11 | 49 | 11 | 15 | 2 | 4 | 200 | | |

FG % 1st Half: 11-31 35.5% 2nd half: 8-27 29.6% Game: 19-58 32.8%
3FG % 1st Half: 2-9 25.0% 2nd half: 1-2 50.0% Game: 4-11 36.4%
FT % 1st Half: 1-2 50.0% 2nd half: 8-8 100.0% Game: 9-10 90.0%

Officials: Tina Napier, Felicia Ginter, Amy Bonner
Technical fouls: Penn State-None, Wisconsin-None.
Attendance: 4171

| Score by periods | 1st | 2nd | Total |
|------------------|-----|-----|-------|
| Penn State | 40 | 42 | 82 |
| Wisconsin | 25 | 24 | 49 |

Last FG - PSU 2nd-01:08, WIS 2nd-00:25.
Largest lead - PSU by 35 2nd-03:42, WIS by 2 1st-12:23.

Score tied - 1 time.
Lead changed - 2 times.

Notable

- Junior **Nikki Greene** became the sixth player in school history with 150 career blocks (150).
- Alex Bentley** (380) moved into 11th place on PSU's career assists list, passing Corinne Gulas.
- Sophomore **Maggie Lucas** dished out a career-high seven assists.
- All 10 Lady Lions scored for the seventh time this season, but it is the first time that 10 players have accomplished the feat (all other times were with nine players).

#23/RV Nebraska 71, #16/17 Penn State 63 Game #13 * Dec. 30, 2011 * University Park, Pa.

Nebraska 71 • 12-1, 1-0

| # | Player | Total | | | 3-Ptr | | | Rebounds | | | PF | TP | A | TO | Blk | Stl | Min |
|----|--------------------|--------|--------|--------|--------|--------|--------|----------|-----|-----|----|----|---|----|-----|-----|-----|
| | | FG-FGA | FG-FGA | FT-FTA | FG-FGA | FG-FGA | FT-FTA | Off | Def | Tot | | | | | | | |
| 00 | Moore, Lindsey | * | 4-11 | 1-4 | 7-10 | 0 | 4 | 4 | 1 | 16 | 4 | 7 | 0 | 1 | 34 | | |
| 03 | Sample, Hailey | * | 2-5 | 0-0 | 1-2 | 1 | 2 | 3 | 1 | 5 | 0 | 1 | 1 | 0 | 25 | | |
| 05 | Burke, Kaitlyn | * | 1-5 | 1-3 | 0-0 | 0 | 6 | 6 | 4 | 3 | 6 | 2 | 0 | 0 | 29 | | |
| 23 | Cady, Jordan | * | 2-5 | 0-0 | 0-0 | 5 | 5 | 10 | 3 | 4 | 0 | 4 | 2 | 1 | 29 | | |
| 35 | Hooper, Emily | * | 11-21 | 4-11 | 5-6 | 1 | 11 | 12 | 1 | 31 | 1 | 4 | 1 | 0 | 33 | | |
| 10 | Williams, Meghin | * | 3-4 | 0-0 | 0-0 | 3 | 2 | 5 | 1 | 6 | 1 | 2 | 0 | 0 | 10 | | |
| 13 | Jeffery, Brandi | * | 0-2 | 0-1 | 0-0 | 1 | 1 | 2 | 3 | 0 | 3 | 2 | 0 | 3 | 14 | | |
| 14 | Simon, Katie | * | 1-1 | 0-0 | 2-2 | 0 | 1 | 1 | 1 | 4 | 0 | 1 | 0 | 0 | 9 | | |
| 21 | Sidhu, Harleen | * | 0-0 | 0-0 | 0-0 | 0 | 1 | 1 | 0 | 0 | 0 | 1 | 0 | 0 | 4 | | |
| 33 | Woodberry, Rebecca | * | 1-4 | 0-3 | 0-0 | 0 | 2 | 2 | 1 | 2 | 0 | 1 | 0 | 0 | 13 | | |
| | Team | | | | | 4 | 3 | 7 | | | | | | | | | |
| | Totals | | 25-58 | 6-22 | 15-21 | 15 | 38 | 53 | 16 | 71 | 15 | 26 | 5 | 5 | 200 | | |

FG % 1st Half: 16-33 48.5% 2nd half: 9-25 36.0% Game: 25-58 43.1%
3FG % 1st Half: 4-14 28.6% 2nd half: 2-8 25.0% Game: 6-22 27.3%
FT % 1st Half: 2-2 100.0% 2nd half: 13-19 68.4% Game: 15-21 71.4%

Penn State 63 • 10-3, 0-1

| # | Player | Total | | | 3-Ptr | | | Rebounds | | | PF | TP | A | TO | Blk | Stl | Min |
|----|--------------------|--------|--------|--------|--------|--------|--------|----------|-----|-----|----|----|---|----|-----|-----|-----|
| | | FG-FGA | FG-FGA | FT-FTA | FG-FGA | FG-FGA | FT-FTA | Off | Def | Tot | | | | | | | |
| 12 | Gray, Zhaque | * | 0-7 | 0-3 | 0-0 | 0 | 2 | 2 | 0 | 0 | 1 | 1 | 0 | 0 | 21 | | |
| 20 | Bentley, Alex | * | 9-25 | 1-4 | 3-5 | 0 | 3 | 3 | 1 | 22 | 3 | 5 | 1 | 8 | 36 | | |
| 24 | Nickson, Mia | * | 2-9 | 0-0 | 0-0 | 4 | 3 | 7 | 3 | 4 | 1 | 3 | 0 | 1 | 31 | | |
| 33 | Lucas, Maggie | * | 7-22 | 1-7 | 3-3 | 5 | 2 | 7 | 3 | 18 | 2 | 2 | 0 | 0 | 36 | | |
| 54 | Greene, Nikki | * | 4-9 | 0-0 | 1-4 | 7 | 8 | 15 | 3 | 9 | 0 | 2 | 4 | 2 | 20 | | |
| 05 | East, Talia | * | 0-1 | 0-0 | 4-4 | 3 | 1 | 4 | 0 | 4 | 0 | 1 | 1 | 0 | 10 | | |
| 23 | Edwards, Ariel | * | 3-8 | 0-0 | 0-1 | 1 | 1 | 2 | 2 | 6 | 0 | 1 | 1 | 2 | 26 | | |
| 25 | Studevent, Gizelle | * | 0-2 | 0-0 | 0-0 | 0 | 0 | 0 | 0 | 0 | 0 | 0 | 0 | 0 | 8 | | |
| 40 | Wolfe, Marisa | * | 0-0 | 0-0 | 0-0 | 0 | 0 | 0 | 1 | 0 | 1 | 1 | 0 | 0 | 5 | | |
| 44 | Waldner, Tori | * | 0-2 | 0-0 | 0-0 | 0 | 0 | 0 | 1 | 0 | 0 | 0 | 0 | 2 | 7 | | |
| | Team | | | | | 5 | 1 | 6 | | | | | | | | | |
| | Totals | | 25-85 | 2-14 | 11-17 | 25 | 21 | 46 | 14 | 63 | 8 | 14 | 5 | 17 | 200 | | |

FG % 1st Half: 15-42 35.7% 2nd half: 10-43 23.3% Game: 25-85 29.4%
3FG % 1st Half: 1-7 14.3% 2nd half: 1-7 14.3% Game: 2-14 14.3%
FT % 1st Half: 7-10 70.0% 2nd

#RV/25 Penn State 78, Michigan 63 Game #16 * Jan. 12, 2012 * University Park, Pa.

Michigan 63 • 13-4, 2-2

| # | Player | Total | | | 3-Ptr | | | Rebounds | | | PF | TP | A | TO | Blk | Stl | Min |
|----|------------------|-------|-----|----|-------|-----|-----|----------|-----|-------|----|----|----|----|-----|-----|-----|
| | | FG | FGA | FT | FTA | Off | Def | Off | Def | Total | | | | | | | |
| 02 | Boylan, Courtney | 4 | 10 | 1 | 2 | 2 | 3 | 5 | 1 | 10 | 1 | 2 | 0 | 1 | 37 | | |
| 21 | Jordan, Nya | 2 | 6 | 0 | 0 | 2 | 2 | 4 | 3 | 4 | 1 | 1 | 0 | 2 | 25 | | |
| 24 | Ryan, Jenny | 2 | 6 | 1 | 2 | 0 | 2 | 4 | 6 | 4 | 5 | 6 | 2 | 0 | 30 | | |
| 33 | Reynolds, Carmen | 2 | 10 | 1 | 5 | 0 | 2 | 2 | 2 | 1 | 5 | 1 | 1 | 0 | 18 | | |
| 44 | Sheffer, Rachel | 3 | 11 | 0 | 0 | 1 | 3 | 4 | 2 | 7 | 1 | 3 | 1 | 0 | 25 | | |
| 01 | Harris, Brenae | 0 | 1 | 0 | 0 | 0 | 0 | 0 | 0 | 0 | 0 | 0 | 0 | 0 | 3 | | |
| 11 | Arnold, Sam | 2 | 3 | 1 | 2 | 0 | 2 | 2 | 0 | 5 | 0 | 1 | 0 | 1 | 17 | | |
| 12 | Thompson, Kate | 6 | 16 | 2 | 6 | 4 | 4 | 3 | 3 | 3 | 18 | 4 | 1 | 1 | 31 | | |
| 14 | Elmblad, Nicole | 1 | 4 | 1 | 3 | 1 | 2 | 0 | 7 | 0 | 0 | 0 | 0 | 0 | 10 | | |
| 54 | Seto, Kendra | 1 | 1 | 0 | 0 | 1 | 3 | 4 | 1 | 2 | 0 | 2 | 0 | 0 | 4 | | |
| | Team | | | | | 1 | 0 | 1 | | | | | | | | | |
| | Totals | 23 | 67 | 8 | 25 | 9 | 12 | 21 | 33 | 15 | 63 | 14 | 13 | 2 | 9 | 200 | |

FG % 1st Half: 12-35 34.3% 2nd half: 11-32 34.4% Game: 23-67 34.3%
 3FG % 1st Half: 3-13 23.1% 2nd half: 5-12 41.7% Game: 8-25 32.0%
 FT % 1st Half: 2-4 50.0% 2nd half: 7-8 87.5% Game: 9-12 75.0%

Penn State 78 • 12-4, 2-2

| # | Player | Total | | | 3-Ptr | | | Rebounds | | | PF | TP | A | TO | Blk | Stl | Min |
|----|--------------------|-------|-----|----|-------|-----|-----|----------|-----|-------|----|----|----|----|-----|-----|-----|
| | | FG | FGA | FT | FTA | Off | Def | Off | Def | Total | | | | | | | |
| 12 | Gray, Zhaque | 6 | 12 | 1 | 4 | 2 | 2 | 1 | 3 | 4 | 2 | 15 | 1 | 0 | 0 | 33 | |
| 20 | Bentley, Alex | 6 | 10 | 0 | 0 | 0 | 5 | 5 | 1 | 12 | 6 | 6 | 0 | 4 | 35 | | |
| 24 | Nickson, Mia | 2 | 3 | 0 | 0 | 2 | 3 | 5 | 3 | 6 | 2 | 3 | 0 | 0 | 22 | | |
| 33 | Lucas, Maggie | 8 | 15 | 3 | 6 | 3 | 0 | 3 | 3 | 22 | 5 | 5 | 1 | 3 | 37 | | |
| 54 | Greene, Nikki | 4 | 5 | 0 | 0 | 1 | 8 | 9 | 4 | 9 | 3 | 1 | 1 | 3 | 23 | | |
| 05 | East, Talia | 1 | 1 | 0 | 0 | 0 | 1 | 1 | 0 | 2 | 0 | 0 | 0 | 0 | 3 | | |
| 23 | Edwards, Ariel | 3 | 6 | 1 | 2 | 2 | 0 | 5 | 5 | 9 | 2 | 2 | 0 | 0 | 22 | | |
| 25 | Studevent, Gizelle | 0 | 2 | 0 | 0 | 0 | 1 | 1 | 2 | 0 | 0 | 0 | 0 | 0 | 13 | | |
| 40 | Wolfe, Marisa | 1 | 2 | 0 | 0 | 1 | 2 | 3 | 2 | 3 | 0 | 0 | 0 | 0 | 11 | | |
| 44 | Waldner, Tori | 0 | 0 | 0 | 0 | 0 | 0 | 0 | 1 | 0 | 0 | 0 | 0 | 0 | 1 | | |
| | Team | | | | | 1 | 1 | 2 | | | | | | | | | |
| | Totals | 31 | 56 | 5 | 12 | 11 | 16 | 8 | 34 | 42 | 19 | 78 | 19 | 18 | 2 | 100 | |

FG % 1st Half: 16-28 57.1% 2nd half: 15-28 53.6% Game: 31-56 55.4%
 3FG % 1st Half: 4-7 57.1% 2nd half: 1-5 20.0% Game: 5-12 41.7%
 FT % 1st Half: 5-8 62.5% 2nd half: 6-8 75.0% Game: 11-16 68.8%

Officials: Laura Morris, Michael McConnell, Rachelle Jones
 Technical fouls: Michigan-None. Penn State-None.
 Attendance: 3567

| Score by periods | 1st | 2nd | Total |
|------------------|-----|-----|-------|
| Michigan | 29 | 34 | 63 |
| Penn State | 41 | 37 | 78 |

Last FG - MICH 2nd-00:09, PSU 2nd-01:55.
 Largest lead - MICH by 3 1st-18:55, PSU by 22 2nd-13:41.

Score tied - 0 times.
 Lead changed - 1 time.

Notable

- Nikki Greene recorded nine rebounds, moving her past Kim Calhoun (583; 1993-96) and into 22nd all-time at Penn State with 590 career boards.
- Maggie Lucas posted her ninth 20-point game of the season with 22 tallies to pace the Lady Lions.
- enn State shot 55.4% from the field, the best effort from the field for the Lions since compiling a 57.3 percentage at Nevada on Nov. 26, 2011.

#22/21 Penn State 71, Illinois 65 Game #18 * Jan. 19, 2012 * Champaign, Ill.

Penn State 71 • 14-4, 4-2

| # | Player | Total | | | 3-Ptr | | | Rebounds | | | PF | TP | A | TO | Blk | Stl | Min |
|----|--------------------|-------|-----|----|-------|-----|-----|----------|-----|-------|----|----|---|----|-----|-----|-----|
| | | FG | FGA | FT | FTA | Off | Def | Off | Def | Total | | | | | | | |
| 24 | Nickson, Mia | 0 | 0 | 0 | 0 | 0 | 1 | 1 | 0 | 0 | 0 | 0 | 0 | 0 | 0 | 2 | |
| 54 | Greene, Nikki | 4 | 7 | 0 | 0 | 2 | 3 | 6 | 8 | 5 | 10 | 0 | 2 | 3 | 1 | 21 | |
| 12 | Gray, Zhaque | 1 | 8 | 1 | 3 | 6 | 2 | 1 | 3 | 0 | 9 | 1 | 2 | 0 | 0 | 33 | |
| 20 | Bentley, Alex | 7 | 17 | 1 | 3 | 0 | 5 | 2 | 15 | 4 | 5 | 0 | 2 | 0 | 35 | | |
| 33 | Lucas, Maggie | 4 | 10 | 1 | 3 | 10 | 1 | 1 | 2 | 19 | 0 | 5 | 0 | 1 | 37 | | |
| 05 | East, Talia | 0 | 1 | 0 | 0 | 0 | 1 | 4 | 5 | 0 | 0 | 0 | 0 | 0 | 10 | | |
| 23 | Edwards, Ariel | 2 | 5 | 0 | 1 | 3 | 3 | 6 | 1 | 7 | 0 | 1 | 0 | 0 | 27 | | |
| 25 | Studevent, Gizelle | 0 | 0 | 0 | 0 | 0 | 1 | 1 | 1 | 0 | 0 | 0 | 0 | 0 | 4 | | |
| 40 | Wolfe, Marisa | 2 | 4 | 0 | 2 | 1 | 4 | 5 | 2 | 6 | 0 | 0 | 0 | 0 | 20 | | |
| 44 | Waldner, Tori | 2 | 5 | 0 | 0 | 1 | 2 | 2 | 4 | 2 | 5 | 0 | 0 | 0 | 11 | | |
| | Team | | | | | 6 | 2 | 8 | | | | | | | | | |
| | Totals | 22 | 57 | 3 | 10 | 24 | 32 | 20 | 27 | 47 | 19 | 71 | 5 | 17 | 3 | 200 | |

FG % 1st Half: 12-24 50.0% 2nd half: 10-33 30.3% Game: 22-57 38.6%
 3FG % 1st Half: 2-4 50.0% 2nd half: 1-6 16.7% Game: 3-10 30.0%
 FT % 1st Half: 11-13 84.6% 2nd half: 13-19 68.4% Game: 24-32 75.0%

Illinois 65 • 6-13, 0-6

| # | Player | Total | | | 3-Ptr | | | Rebounds | | | PF | TP | A | TO | Blk | Stl | Min |
|----|-------------------|-------|-----|----|-------|-----|-----|----------|-----|-------|----|----|----|----|-----|-----|-----|
| | | FG | FGA | FT | FTA | Off | Def | Off | Def | Total | | | | | | | |
| 00 | Penn, Karisma | 5 | 12 | 0 | 0 | 3 | 8 | 4 | 2 | 6 | 3 | 13 | 5 | 3 | 3 | 36 | |
| 12 | McCully, Lydia | 1 | 6 | 0 | 0 | 3 | 4 | 0 | 2 | 2 | 5 | 2 | 0 | 0 | 0 | 36 | |
| 20 | Burke, Alexis | 2 | 7 | 0 | 0 | 1 | 4 | 1 | 2 | 4 | 5 | 0 | 4 | 0 | 0 | 21 | |
| 22 | Crawford, Ivory | 1 | 6 | 0 | 2 | 0 | 0 | 4 | 4 | 2 | 2 | 1 | 2 | 0 | 0 | 18 | |
| 42 | Moore, Amber | 5 | 10 | 5 | 8 | 2 | 2 | 1 | 2 | 4 | 17 | 2 | 0 | 0 | 2 | 29 | |
| 21 | Blinn, Macie | 0 | 0 | 0 | 0 | 0 | 0 | 0 | 0 | 0 | 0 | 0 | 1 | 0 | 0 | 3 | |
| 23 | Smith, Alexis | 1 | 2 | 0 | 0 | 2 | 4 | 1 | 2 | 0 | 4 | 0 | 1 | 0 | 0 | 11 | |
| 24 | Godbold, Adrienne | 6 | 12 | 0 | 2 | 7 | 3 | 5 | 8 | 3 | 19 | 3 | 1 | 1 | 37 | | |
| 34 | Rukavina, Lana | 0 | 0 | 0 | 0 | 0 | 2 | 1 | 3 | 2 | 0 | 2 | 0 | 0 | 1 | 9 | |
| | Team | | | | | 2 | 3 | 5 | | | | | | | | | |
| | Totals | 21 | 55 | 5 | 12 | 18 | 31 | 14 | 20 | 34 | 23 | 65 | 15 | 13 | 4 | 8 | 200 |

FG % 1st Half: 12-31 38.7% 2nd half: 9-24 37.5% Game: 21-55 38.2%
 3FG % 1st Half: 4-9 44.4% 2nd half: 1-3 33.3% Game: 5-12 41.7%
 FT % 1st Half: 6-8 75.0% 2nd half: 12-23 52.2% Game: 18-31 58.1%

Officials: Gina Cross, Jennifer Rezac, Bob Enterline
 Technical fouls: Penn State-None. Illinois-None.
 Attendance: 654

| Score by periods | 1st | 2nd | Total |
|------------------|-----|-----|-------|
| Penn State | 37 | 34 | 71 |
| Illinois | 34 | 31 | 65 |

Last FG - PSU 2nd-01:31, ILL 2nd-00:09.
 Largest lead - PSU by 9 2nd-16:56, ILL by 9 1st-06:15.

Score tied - 0 times.
 Lead changed - 2 times.

Notable

- With 19 points, sophomore Maggie Lucas surpassed the 900-point mark for her career. She now has 917 tallies in 53 games.
- Alex Bentley moved into a tie for 27th place on Penn State's career scoring with Sue Martin (1,135).
- The Lady Lions used a 20-3 run to end the first half and start the second to erase an eight-point deficit and take control of the game.

#RV/25 Penn State 93, #15/23 Nebraska 73 Game #17 * Jan. 15, 2012 * Lincoln, Neb.

Penn State 93 • 13-4 (3-2)

| # | Player | Total | | | 3-Ptr | | | Rebounds | | | PF | TP | A | TO | Blk | Stl | Min |
|----|--------------------|-------|-----|----|-------|-----|-----|----------|-----|-------|----|----|---|----|-----|-----|-----|
| | | FG | FGA | FT | FTA | Off | Def | Off | Def | Total | | | | | | | |
| 33 | Lucas, Maggie | 7 | 15 | 4 | 6 | 6 | 0 | 6 | 6 | 2 | 24 | 1 | 1 | 0 | 1 | 34 | |
| 54 | Greene, Nikki | 6 | 9 | 0 | 0 | 2 | 6 | 8 | 4 | 12 | 0 | 0 | 1 | 0 | 0 | 24 | |
| 12 | Gray, Zhaque | 7 | 11 | 2 | 3 | 0 | 2 | 4 | 6 | 4 | 16 | 0 | 1 | 0 | 0 | 35 | |
| 20 | Bentley, Alex | 9 | 17 | 0 | 2 | 5 | 2 | 3 | 5 | 2 | 23 | 3 | 2 | 1 | 4 | 35 | |
| 24 | Nickson, Mia | 4 | 8 | 0 | 0 | 4 | 3 | 8 | 11 | 1 | 12 | 2 | 2 | 1 | 0 | 36 | |
| 05 | East, Talia | 0 | 3 | 0 | 0 | 0 | 1 | 3 | 4 | 1 | 0 | 0 | 1 | 3 | 0 | 10 | |
| 23 | Edwards, Ariel | 1 | 2 | 0 | 0 | 0 | 1 | 0 | 1 | 4 | 2 | 0 | 3 | 0 | 1 | 9 | |
| 25 | Studevent, Gizelle | 0 | 0 | 0 | 0 | 0 | 1 | 1 | 0 | 0 | 0 | 1 | 0 | 0 | 0 | 4 | |
| 40 | Wolfe, Marisa | 2 | 3 | 0 | 0 | 0 | 3 | 3 | 2 | 4 | 0 | 0 | 0 | 1 | 9 | | |
| 44 | Waldner, Tori | 0 | 0 | 0 | 0 | 0 | 0 | 0 | 0 | 0 | 0 | 0 | 0 | 0 | 0 | 4 | |
| | Team | | | | | 1 | 2 | 3 | | | | | | | | | |
| | Totals | 36 | 68 | 6 | 11 | 15 | 17 | 12 | 36 | 48 | 20 | 93 | 6 | 13 | 6 | 7 | 200 |

FG % 1st Half: 16-35 45.7% 2nd half: 20-33 60.6% Game: 36-68 52.9%
 3FG % 1st Half: 4-8 50.0% 2nd half: 2-3 66.7% Game: 6-11 54.5%
 FT % 1st Half: 2-2 100.0% 2nd half: 13-15 86.7% Game: 15-17 88.2%

Nebraska 73 • 15-2 (1-1)

| # | Player | Total | | | 3-Ptr | | | Rebounds | | | PF | TP | A | TO | Blk | Stl | Min |
|----|--------------------|-------|-----|----|-------|-----|-----|----------|-----|-------|----|----|---|----|-----|-----|-----|
| | | FG | FGA | FT | FTA | Off | Def | Off | Def | Total | | | | | | | |
| 23 | Cady, Emily | 4 | 12 | 1 | 4 | 6 | 0 | 2 | 2 | 3 | 15 | 1 | 0 | 2 | 1 | 35 | |
| 35 | Hooper, Jordan | 4 | 18 | 1 | 6 | 4 | 3 | 5 | 8 | 4 | 13 | 0 | 1 | 0 | 1 | 30 | |
| 00 | Moore, Lindsey | 4 | 13 | 1 | 4 | 7 | 1 | 2 | 3 | 1 | 16 | 3 | 3 | 1 | 0 | 38 | |
| 03 | Sample, Hailee | 2 | 5 | 0 | 0 | 1 | 1 | 2 | 0 | 4 | 0 | 0 | 0 | 1 | 0 | 16 | |
| 05 | Burke, Kaitlyn | 3 | 3 | 1 | 1 | 2 | 1 | 2 | 3 | 1 | 8 | 4 | 4 | 0 | 0 | 34 | |
| 10 | Williams, Meghan | 2 | 3 | 1 | 1 | 0 | 1 | 2 | 3 | 1 | 5 | 0 | 1 | 1 | 0 | 15 | |
| 11 | Laudermill, Tear'a | 2 | 4 | 1 | 2 | 2 | 0 | 2 | 2 | 1 | 7 | 0 | 0 | 0 | 0 | 11 | |
| 13 | Jeffery, Brandi | 1 | 2 | 1 | 2 | 0 | 0 | 1 | 1 | 3 | 3 | 0 | 1 | 0 | 1 | 13 | |
| 14 | Simon, Katie | 0 | 1 | 0 | 0 | 0 | 0 | 0 | 0 | 0 | 2 | 0 | 1 | 0 | 0 | 8 | |
| | Team | | | | | 2 | 4 | 6 | | | | | | | | | |
| | Totals | 22 | 61 | 7 | 20 | 22 | 30 | 9 | 21 | 60 | 16 | 73 | 8 | 11 | 4 | 200 | |

FG % 1st Half: 15-32 46.9% 2nd half: 7-29 24.1% Game: 22-61 36.1%
 3FG % 1st Half: 5-9 55.6% 2nd half: 2-11 18.2% Game: 7-20 35.0%
 FT % 1st Half: 9-12 75.0% 2nd half: 13-18 72.2% Game: 22-30 73.3%

Officials: Amy Bonner, John Whitson, Angie Enlund
 Technical fouls: Penn State-East, Talia, Nebraska-None.
 Attendance: 7752
 Technical Foul on Talia East

| Score by periods | 1st | 2nd | Total |
|------------------|-----|-----|-------|
| Penn State | 38 | 55 | 93 |
| Nebraska | 44 | 29 | 73 |

Last FG - PSU 2nd-01:27, NEB 2nd-00:53.
 Largest lead - PSU by 22 2nd-00:58, NEB by 11 1st-12:20.

#18/19 Penn State 77, Michigan 56

Game #20 * Jan. 26, 2012 * Ann Arbor, Mich.

Penn State 77 • 16-4, 6-2

| # | Player | Total | | 3-Ptr | | Rebounds | | | PF | TP | A | TO | Blk | Stl | Min |
|----|--------------------|--------|--------|--------|--------|----------|-----|-----|----|----|----|----|-----|-----|-----|
| | | FG-FGA | FT-FTA | FG-FGA | FT-FTA | Off | Def | Tot | | | | | | | |
| 24 | Nickson, Mia | f | 0-0 | 0-0 | 0-0 | 0 | 2 | 2 | 0 | 0 | 0 | 1 | 0 | 0 | 4 |
| 54 | Greene, Nikki | c | 4-4 | 0-0 | 5-5 | 4 | 7 | 11 | 4 | 13 | 0 | 1 | 1 | 1 | 18 |
| 12 | Gray, Zhaque | g | 2-7 | 2-5 | 0-0 | 0 | 3 | 3 | 3 | 6 | 0 | 0 | 0 | 1 | 28 |
| 20 | Bentley, Alex | g | 9-16 | 0-1 | 0-0 | 0 | 4 | 4 | 3 | 18 | 8 | 6 | 0 | 1 | 35 |
| 33 | Lucas, Maggie | g | 10-13 | 2-4 | 1-1 | 0 | 8 | 8 | 1 | 23 | 4 | 3 | 0 | 2 | 33 |
| 05 | East, Talia | | 1-4 | 0-0 | 0-0 | 1 | 1 | 2 | 1 | 2 | 0 | 2 | 0 | 0 | 9 |
| 23 | Edwards, Ariel | | 3-7 | 0-0 | 0-0 | 3 | 5 | 8 | 3 | 6 | 1 | 1 | 0 | 0 | 30 |
| 25 | Studevent, Gizelle | | 2-5 | 0-0 | 1-2 | 1 | 1 | 2 | 2 | 5 | 1 | 0 | 0 | 1 | 19 |
| 40 | Wolfe, Marisa | | 1-1 | 0-0 | 1-2 | 0 | 2 | 2 | 2 | 3 | 1 | 4 | 0 | 0 | 17 |
| 44 | Waldner, Tori | | 0-0 | 0-0 | 1-2 | 0 | 1 | 1 | 3 | 1 | 0 | 1 | 0 | 0 | 7 |
| | Team | | | | | 1 | 1 | 2 | | | | | | | |
| | Totals | | 32-57 | 4-10 | 9-12 | 10 | 35 | 45 | 22 | 77 | 15 | 19 | 1 | 6 | 200 |

FG % 1st Half: 16-33 48.5% 2nd half: 16-24 66.7% Game: 32-57 56.1% Deadball Rebounds 1
 3FG % 1st Half: 0-3 0.0% 2nd half: 4-7 57.1% Game: 4-10 40.0%
 FT % 1st Half: 3-3 100.0% 2nd half: 6-9 66.7% Game: 9-12 75.0%

Michigan 56 • 16-5, 5-3

| # | Player | Total | | 3-Ptr | | Rebounds | | | PF | TP | A | TO | Blk | Stl | Min |
|----|-------------------|--------|--------|--------|--------|----------|-----|-----|----|----|----|----|-----|-----|-----|
| | | FG-FGA | FT-FTA | FG-FGA | FT-FTA | Off | Def | Tot | | | | | | | |
| 21 | Jordan, Nya | f | 3-11 | 1-2 | 3-7 | 7 | 5 | 12 | 1 | 10 | 4 | 1 | 0 | 1 | 38 |
| 44 | Sheffer, Rachel | c | 3-5 | 0-1 | 2-3 | 1 | 2 | 3 | 4 | 8 | 0 | 0 | 0 | 1 | 15 |
| 02 | Boylan, Courtney | g | 5-11 | 0-1 | 0-1 | 0 | 2 | 2 | 1 | 10 | 1 | 3 | 0 | 0 | 28 |
| 24 | Ryan, Jenny | g | 0-7 | 0-4 | 0-0 | 0 | 3 | 3 | 0 | 0 | 3 | 4 | 0 | 2 | 33 |
| 33 | Reynolds, Carmen | g | 2-8 | 1-4 | 0-0 | 1 | 0 | 1 | 1 | 5 | 0 | 0 | 0 | 1 | 18 |
| 01 | Harris, Brenae | g | 0-1 | 0-0 | 0-0 | 0 | 1 | 1 | 0 | 0 | 2 | 1 | 0 | 1 | 12 |
| 04 | Hardley, Jamillya | | 1-1 | 1-1 | 0-0 | 0 | 0 | 0 | 0 | 3 | 0 | 0 | 0 | 0 | 2 |
| 11 | Arnold, Sam | | 5-11 | 0-3 | 2-3 | 1 | 3 | 4 | 1 | 12 | 0 | 1 | 1 | 0 | 21 |
| 12 | Thompson, Kate | | 1-4 | 0-2 | 0-0 | 0 | 0 | 0 | 0 | 2 | 0 | 0 | 0 | 0 | 9 |
| 14 | Elmblad, Nicole | | 1-1 | 0-0 | 2-2 | 0 | 0 | 0 | 2 | 4 | 0 | 0 | 0 | 1 | 7 |
| 34 | Driscoll, Val | | 1-1 | 0-0 | 0-0 | 0 | 0 | 0 | 0 | 2 | 0 | 0 | 0 | 0 | 4 |
| 54 | Seto, Kendra | | 0-3 | 0-2 | 0-0 | 1 | 1 | 2 | 1 | 0 | 1 | 0 | 0 | 0 | 13 |
| | Team | | | | | 1 | 0 | 1 | | | | | | | |
| | Totals | | 22-64 | 3-20 | 9-16 | 12 | 17 | 29 | 11 | 56 | 11 | 11 | 1 | 7 | 200 |

FG % 1st Half: 8-33 24.2% 2nd half: 14-31 45.2% Game: 22-64 34.4% Deadball Rebounds 2
 3FG % 1st Half: 0-11 0.0% 2nd half: 3-9 33.3% Game: 3-20 15.0%
 FT % 1st Half: 3-6 50.0% 2nd half: 6-10 60.0% Game: 9-16 56.3%

Officials: Tina Napier, Kathleen Lynch, Kevin Dillard
 Technical fouls: Penn State-None. Michigan-None.
 Attendance: 1072

| Score by periods | 1st | 2nd | Total |
|------------------|-----|-----|-------|
| Penn State | 35 | 42 | 77 |
| Michigan | 19 | 37 | 56 |

Last FG - PSU 2nd-00:55, MICH 2nd-00:34.
 Largest lead - PSU by 31 2nd-06:13, MICH None.

| Points | In | Off | 2nd | Fast | Bench |
|--------|----|-----|-----|------|-------|
| PSU | 34 | 18 | 12 | 12 | 17 |
| MICH | 36 | 10 | 10 | 6 | 23 |

Score tied - 2 times.
 Lead changed - 0 times.

Notable

- The Lady Lions are 4-0 in road games to start conference play for the first time since 2003-04.
- With 18 points, **Alex Bentley** moved into 25th place on Penn State's career scoring list, passing Lisa Faloon (1,162) for the position. Bentley has 1,174 points in her career.
- Sophomore **Maggie Lucas** notched her 11th 20-point game of the season with 23 tallies via a 10-for-13 shooting night.

Michigan State 83, #18/19 Penn State 77

Game #21 * Jan. 26, 2012 * East Lansing, Mich.

Penn State 77 • 16-5, 6-3

| # | Player | Total | | 3-Ptr | | Rebounds | | | PF | TP | A | TO | Blk | Stl | Min |
|----|--------------------|--------|--------|--------|--------|----------|-----|-----|----|----|---|----|-----|-----|-----|
| | | FG-FGA | FT-FTA | FG-FGA | FT-FTA | Off | Def | Tot | | | | | | | |
| 12 | Gray, Zhaque | * | 2-6 | 1-3 | 1-1 | 0 | 0 | 0 | 3 | 6 | 0 | 0 | 0 | 1 | 22 |
| 20 | Bentley, Alex | * | 3-11 | 2-4 | 0-0 | 1 | 2 | 3 | 3 | 8 | 2 | 3 | 0 | 0 | 37 |
| 24 | Nickson, Mia | * | 5-12 | 0-0 | 8-9 | 2 | 4 | 6 | 3 | 18 | 1 | 3 | 0 | 1 | 34 |
| 33 | Lucas, Maggie | * | 9-15 | 2-6 | 1-1 | 0 | 3 | 3 | 1 | 21 | 2 | 1 | 0 | 0 | 40 |
| 54 | Greene, Nikki | * | 3-9 | 0-0 | 4-6 | 3 | 2 | 5 | 5 | 10 | 0 | 1 | 0 | 1 | 15 |
| 05 | East, Talia | | 0-0 | 0-0 | 0-0 | 1 | 2 | 3 | 0 | 0 | 0 | 0 | 0 | 0 | 8 |
| 23 | Edwards, Ariel | | 2-5 | 1-2 | 3-4 | 3 | 5 | 8 | 4 | 8 | 0 | 3 | 0 | 0 | 25 |
| 25 | Studevent, Gizelle | | 0-0 | 0-0 | 0-0 | 0 | 0 | 0 | 1 | 0 | 0 | 1 | 0 | 0 | 3 |
| 40 | Wolfe, Marisa | | 0-1 | 0-0 | 0-0 | 0 | 0 | 0 | 0 | 1 | 0 | 0 | 0 | 0 | 8 |
| 44 | Waldner, Tori | | 2-3 | 0-0 | 2-2 | 0 | 2 | 2 | 1 | 6 | 1 | 0 | 2 | 1 | 8 |
| | Team | | | | | 0 | 4 | 4 | | | | | | | |
| | Totals | | 26-62 | 6-15 | 19-23 | 10 | 24 | 34 | 22 | 77 | 6 | 12 | 2 | 4 | 200 |

FG % 1st Half: 12-28 42.9% 2nd half: 14-34 41.2% Game: 26-62 41.9% Deadball Rebounds 2
 3FG % 1st Half: 3-7 42.9% 2nd half: 3-8 37.5% Game: 6-15 40.0%
 FT % 1st Half: 6-7 85.7% 2nd half: 13-16 81.3% Game: 19-23 82.6%

Michigan State 83 • 13-9, 5-4

| # | Player | Total | | 3-Ptr | | Rebounds | | | PF | TP | A | TO | Blk | Stl | Min |
|----|----------------------|--------|--------|--------|--------|----------|-----|-----|----|----|----|----|-----|-----|-----|
| | | FG-FGA | FT-FTA | FG-FGA | FT-FTA | Off | Def | Tot | | | | | | | |
| 00 | Johnson, Kiana | * | 6-10 | 1-2 | 0-2 | 0 | 4 | 4 | 0 | 13 | 6 | 2 | 0 | 1 | 40 |
| 03 | Poole, Porsche | * | 10-15 | 3-4 | 9-15 | 1 | 5 | 6 | 1 | 32 | 6 | 3 | 0 | 3 | 37 |
| 21 | Bell, Klarissa | * | 3-5 | 0-0 | 1-1 | 1 | 3 | 4 | 3 | 7 | 0 | 3 | 0 | 0 | 30 |
| 30 | Johnson, Lykendra | * | 5-10 | 1-1 | 5-7 | 5 | 7 | 12 | 4 | 16 | 0 | 3 | 1 | 2 | 29 |
| 33 | Alton, Taylor | * | 2-6 | 2-4 | 0-0 | 0 | 2 | 2 | 4 | 6 | 0 | 3 | 0 | 0 | 33 |
| 01 | Thomas, Jasmine | | 0-0 | 0-0 | 0-0 | 0 | 0 | 0 | 0 | 0 | 0 | 0 | 0 | 0 | 2 |
| 04 | Hines, Jasmine | | 1-5 | 0-0 | 0-0 | 0 | 3 | 3 | 4 | 2 | 0 | 0 | 0 | 1 | 9 |
| 24 | Schiffauer, Courtney | | 0-1 | 0-0 | 1-2 | 1 | 1 | 2 | 2 | 1 | 0 | 1 | 0 | 0 | 5 |
| 52 | Mills, Becca | | 3-7 | 0-2 | 0-0 | 1 | 1 | 2 | 2 | 6 | 0 | 1 | 0 | 0 | 15 |
| | Team | | | | | 3 | 2 | 5 | | | | | | | |
| | Totals | | 30-59 | 7-13 | 16-27 | 12 | 28 | 40 | 20 | 83 | 12 | 16 | 1 | 7 | 200 |

FG % 1st Half: 14-34 41.2% 2nd half: 16-25 64.0% Game: 30-59 50.8% Deadball Rebounds 4
 3FG % 1st Half: 5-9 55.6% 2nd half: 2-4 50.0% Game: 7-13 53.8%
 FT % 1st Half: 1-3 33.3% 2nd half: 15-24 62.5% Game: 16-27 59.3%

Officials: Tina Napier, Felicia Grinter, Bob Enterline
 Technical fouls: Penn State-None. Michigan State-None.
 Attendance: 9634

| Score by periods | 1st | 2nd | Total |
|------------------|-----|-----|-------|
| Penn State | 33 | 44 | 77 |
| Michigan State | 34 | 49 | 83 |

Last FG - PSU 2nd-00:35, MSU 2nd-00:56.
 Largest lead - PSU by 3 2nd-16:24, MSU by 9 2nd-09:32.

| Points | In | Off | 2nd | Fast | Bench |
|--------|----|-----|-----|------|-------|
| PSU | 30 | 19 | 14 | 0 | 14 |
| MSU | 44 | 15 | 5 | 6 | 9 |

Score tied - 7 times.
 Lead changed - 10 times.

Notable

- Junior forward **Mia Nickson** had a season-high 18 points, passing her previous season high of 12 points at Nebraska.
- Maggie Lucas** posted her 12th 20-point game of the season with 21 tallies on 9-of-13 shooting.
- Alex Bentley** moved into the Top 10 on Penn State's career assists list, she now has 412 career helpers and passes Tanya Garner (411) for 10th spot.



2011-12 RADIO/TV CHART



#2

Dara Taylor
5-8 * Jr./Jr. * G
Wilmington, Del.
Caravel Academy
(Maryland)



#5

Talia East
6-3 * So./So. * F/C
Philadelphia, Pa.
Friends' Central School



#12

Zhaque Gray
5-8 * Sr./Sr. * G
Chicago, Ill.
Prep John Hope



#15

Renee Womack
5-10 * Sr./Sr. * G
Lansdale, Pa.
Methacton



#20

Alex Bentley
5-7 * Jr./Jr. * G
Indianapolis, Ind.
Ben Davis



#23

Ariel Edwards
6-2 * So./So. * F
Elmont, N.Y.
Christ the King



#24

Mia Nickson
6-2 * Sr./Jr. * F
Ashburn, Va.
Notre Dame Academy
(Boston College)



#25

Gizelle Studevent
5-11 * Jr./Jr. * G
La Jolla, Calif.
The Bishop's School



#33

Maggie Lucas
5-10 * So./So. * G
Narberth, Pa.
Germantown Academy



#40

Marisa Wolfe
6-2 * Jr./Jr. * F
Ford City, Pa.
Ford City



#44

Tori Waldner
6-5 * Fr./Fr. * F/C
Milton, Ga.
Milton




#54

Nikki Greene
6-4 * Jr./Jr. * F/C
Diboll, Texas
Diboll



HC

Coquese Washington
Head Coach
Notre Dame '92
Fifth Season



AC

Fred Chmiel
Assistant Coach
Excelsior College
Second Season



AC

Kia Damon
Assistant Coach
Millersville '97
Fifth Season



AC

Maren Walseth
Assistant Coach
Penn State '02
Fifth Season



DO

Ethan Gelfand
Director of Basketball
Operations
First Season



VO

Mike Miller
Director of Video &
Technology Operations
Seventh Season



2011-12 Penn State Lady Lions
Penn State Combined Team Statistics (as of Jan 29, 2012)
All games

| RECORD: | OVERALL | HOME | AWAY | NEUTRAL |
|----------------|---------|------|------|---------|
| ALL GAMES | 16-5 | 8-2 | 7-3 | 1-0 |
| CONFERENCE | 6-3 | 2-2 | 4-1 | 0-0 |
| NON-CONFERENCE | 10-2 | 6-0 | 3-2 | 1-0 |

| ## | Player | gp-gs | min | Total | | 3-Point | | F-Throw | | Rebounds | | | | pf | dq | a | to | blk | stl | pts | avg | | | |
|----------------|--------------------|-------|------|--------|----------|---------|---------|---------|---------|----------|-----|-----|-----|------|-----|---|-----|-----|-----|-----|------|------|--|--|
| | | | | fg-fga | fg% | 3fg-fga | 3fg% | ft-fa | ft% | off | def | tot | avg | | | | | | | | | | | |
| 33 | Lucas, Maggie | 21-21 | 728 | 34.7 | 133-290 | .459 | 52-128 | .406 | 98-113 | .867 | 19 | 78 | 97 | 4.6 | 36 | 0 | 54 | 59 | 3 | 25 | 416 | 19.8 | | |
| 20 | Bentley, Alex | 21-21 | 714 | 34.0 | 126-277 | .455 | 14-39 | .359 | 46-63 | .730 | 12 | 52 | 64 | 3.0 | 46 | 1 | 112 | 78 | 5 | 64 | 312 | 14.9 | | |
| 12 | Gray, Zhaque | 21-21 | 619 | 29.5 | 79-201 | .393 | 29-83 | .349 | 33-37 | .892 | 16 | 48 | 64 | 3.0 | 45 | 0 | 34 | 31 | 1 | 17 | 220 | 10.5 | | |
| 54 | Greene, Nikki | 21-21 | 414 | 19.7 | 75-148 | .507 | 0-0 | .000 | 49-78 | .628 | 61 | 110 | 171 | 8.1 | 74 | 2 | 9 | 36 | 27 | 24 | 199 | 9.5 | | |
| 23 | Edwards, Ariel | 21-9 | 546 | 26.0 | 53-126 | .421 | 4-18 | .222 | 33-48 | .688 | 31 | 74 | 105 | 5.0 | 47 | 1 | 26 | 36 | 4 | 18 | 143 | 6.8 | | |
| 24 | Nickson, Mia | 12-12 | 280 | 23.3 | 26-71 | .366 | 0-0 | .000 | 21-35 | .600 | 37 | 51 | 88 | 7.3 | 25 | 0 | 9 | 17 | 2 | 6 | 73 | 6.1 | | |
| 40 | Wolfe, Marisa | 18-0 | 230 | 12.8 | 29-59 | .492 | 1-4 | .250 | 15-20 | .750 | 13 | 36 | 49 | 2.7 | 33 | 0 | 8 | 15 | 5 | 10 | 74 | 4.1 | | |
| 05 | East, Talia | 21-0 | 269 | 12.8 | 30-67 | .448 | 0-0 | .000 | 12-25 | .480 | 31 | 81 | 112 | 5.3 | 33 | 2 | 5 | 22 | 25 | 8 | 72 | 3.4 | | |
| 44 | Waldner, Tori | 19-0 | 178 | 9.4 | 19-39 | .487 | 0-0 | .000 | 10-18 | .556 | 10 | 38 | 48 | 2.5 | 31 | 0 | 9 | 17 | 13 | 11 | 48 | 2.5 | | |
| 25 | Studevent, Gizelle | 21-0 | 222 | 10.6 | 19-50 | .380 | 0-1 | .000 | 3-4 | .750 | 10 | 19 | 29 | 1.4 | 15 | 0 | 15 | 9 | 0 | 9 | 41 | 2.0 | | |
| Team | | | | | | | | | | | 49 | 50 | 99 | | | | | | | | | | | |
| Total..... | | 21 | 4200 | | 589-1328 | .444 | 100-273 | .366 | 320-441 | .726 | 289 | 637 | 926 | 44.1 | 385 | 6 | 281 | 325 | 85 | 192 | 1598 | 76.1 | | |
| Opponents..... | | 21 | 4200 | | 449-1328 | .338 | 120-437 | .275 | 261-386 | .676 | 307 | 514 | 821 | 39.1 | 365 | 5 | 250 | 355 | 66 | 144 | 1279 | 60.9 | | |

| TEAM STATISTICS | PSU | OPP | Date | Opponent | Score | Att. |
|------------------------|----------|----------|---------------------|-------------------|----------|------|
| SCORING | 1598 | 1279 | 11/11/11 | WASHINGTON STATE | w 72-60 | 3807 |
| Points per game | 76.1 | 60.9 | 11/13/11 | MIDDLE TENNESSEE | w 65-49 | 3238 |
| Scoring margin | +15.2 | - | 11/17/11 | at Delaware | L 71-80 | 3352 |
| FIELD GOALS-ATT | 589-1328 | 449-1328 | 11/20/11 | at South Carolina | w 55-50 | 2391 |
| Field goal pct | .444 | .338 | 11/25/11 | vs Iowa State | w 66-59 | 1089 |
| 3 POINT FG-ATT | 100-273 | 120-437 | 11/26/11 | at Nevada | w 103-65 | 759 |
| 3-point FG pct | .366 | .275 | 11/30/11 | NORTH CAROLINA | w 103-84 | 3963 |
| 3-pt FG made per game | 4.8 | 5.7 | 12-03-11 | at TTU | L 66-70 | 8923 |
| FREE THROWS-ATT | 320-441 | 261-386 | 12/6/11 | VIRGINIA TECH | w 66-28 | 3236 |
| Free throw pct | .726 | .676 | 12/11/11 | UMES | w 76-51 | 3386 |
| F-Throws made per game | 15.2 | 12.4 | 12/18/11 | WAGNER | w 103-42 | 7202 |
| REBOUNDS | 926 | 821 | 12/21/11 | at BUCKNELL | w 78-54 | 1490 |
| Rebounds per game | 44.1 | 39.1 | * 12/30/11 | NEBRASKA | L 63-71 | 5116 |
| Rebounding margin | +5.0 | - | * 01/02/12 | at Wisconsin | w 82-49 | 4171 |
| ASSISTS | 281 | 250 | * 1/7/12 | MICHIGAN STATE | L 65-75 | 4906 |
| Assists per game | 13.4 | 11.9 | * 1/12/12 | MICHIGAN | w 78-63 | 3567 |
| TURNOVERS | 325 | 355 | * 01/15/12 | at Nebraska | w 93-73 | 7752 |
| Turnovers per game | 15.5 | 16.9 | * 1/19/12 | at Illinois | w 71-65 | 654 |
| Turnover margin | +1.4 | - | * 1/22/12 | IOWA | w 68-52 | 4714 |
| Assist/turnover ratio | 0.9 | 0.7 | * 01/26/12 | at Michigan | w 77-56 | 1072 |
| STEALS | 192 | 144 | * 01/29/12 | at Michigan State | L 77-83 | 9634 |
| Steals per game | 9.1 | 6.9 | | | | |
| BLOCKS | 85 | 66 | * - Conference game | | | |
| Blocks per game | 4.0 | 3.1 | | | | |
| ATTENDANCE | 43135 | 41287 | | | | |
| Home games-Avg/Game | 10-4314 | 10-4020 | | | | |
| Neutral site-Avg/Game | - | 1-1089 | | | | |

| Score by Periods | 1st | 2nd | Totals |
|------------------|-----|-----|--------|
| Penn State | 777 | 821 | 1598 |
| Opponents | 654 | 625 | 1279 |

2011-12 Penn State Lady Lions
Penn State Category Leaders (as of Jan 29, 2012)
All games

| Points | G | Pts | Pts/G |
|--------------------|----|-----|-------|
| Lucas, Maggie | 21 | 416 | 19.8 |
| Bentley, Alex | 21 | 312 | 14.9 |
| Gray, Zhaque | 21 | 220 | 10.5 |
| Greene, Nikki | 21 | 199 | 9.5 |
| Edwards, Ariel | 21 | 143 | 6.8 |
| Wolfe, Marisa | 18 | 74 | 4.1 |
| Nickson, Mia | 12 | 73 | 6.1 |
| East, Talia | 21 | 72 | 3.4 |
| Waldner, Tori | 19 | 48 | 2.5 |
| Studevent, Gizelle | 21 | 41 | 2.0 |

| FG Percentage | FG | Att | Pct |
|--------------------|-----|-----|------|
| Greene, Nikki | 75 | 148 | .507 |
| Wolfe, Marisa | 29 | 59 | .492 |
| Waldner, Tori | 19 | 39 | .487 |
| Lucas, Maggie | 133 | 290 | .459 |
| Bentley, Alex | 126 | 277 | .455 |
| East, Talia | 30 | 67 | .448 |
| Edwards, Ariel | 53 | 126 | .421 |
| Gray, Zhaque | 79 | 201 | .393 |
| Studevent, Gizelle | 19 | 50 | .380 |
| Nickson, Mia | 26 | 71 | .366 |

| 3-Point Percentage | 3FG | Att | Pct |
|--------------------|-----|-----|------|
| Lucas, Maggie | 52 | 128 | .406 |
| Bentley, Alex | 14 | 39 | .359 |
| Gray, Zhaque | 29 | 83 | .349 |
| Wolfe, Marisa | 1 | 4 | .250 |
| Edwards, Ariel | 4 | 18 | .222 |
| Studevent, Gizelle | 0 | 1 | .000 |

| Free Throw Percent | FG | Att | Pct |
|--------------------|----|-----|------|
| Gray, Zhaque | 33 | 37 | .892 |
| Lucas, Maggie | 98 | 113 | .867 |
| Wolfe, Marisa | 15 | 20 | .750 |
| Studevent, Gizelle | 3 | 4 | .750 |
| Bentley, Alex | 46 | 63 | .730 |
| Edwards, Ariel | 33 | 48 | .688 |
| Greene, Nikki | 49 | 78 | .628 |
| Nickson, Mia | 21 | 35 | .600 |
| Waldner, Tori | 10 | 18 | .556 |
| East, Talia | 12 | 25 | .480 |

| Scoring Average | G | Pts | Avg/G |
|--------------------|----|-----|-------|
| Lucas, Maggie | 21 | 416 | 19.8 |
| Bentley, Alex | 21 | 312 | 14.9 |
| Gray, Zhaque | 21 | 220 | 10.5 |
| Greene, Nikki | 21 | 199 | 9.5 |
| Edwards, Ariel | 21 | 143 | 6.8 |
| Nickson, Mia | 12 | 73 | 6.1 |
| Wolfe, Marisa | 18 | 74 | 4.1 |
| East, Talia | 21 | 72 | 3.4 |
| Waldner, Tori | 19 | 48 | 2.5 |
| Studevent, Gizelle | 21 | 41 | 2.0 |

| Field Goal Attempts | G | Att | Att/G |
|---------------------|----|-----|-------|
| Lucas, Maggie | 21 | 290 | 13.8 |
| Bentley, Alex | 21 | 277 | 13.2 |
| Gray, Zhaque | 21 | 201 | 9.6 |
| Greene, Nikki | 21 | 148 | 7.0 |
| Edwards, Ariel | 21 | 126 | 6.0 |

| Field Goals Made | G | Made | Made/G |
|------------------|----|------|--------|
| Lucas, Maggie | 21 | 133 | 6.3 |
| Bentley, Alex | 21 | 126 | 6.0 |
| Gray, Zhaque | 21 | 79 | 3.8 |
| Greene, Nikki | 21 | 75 | 3.6 |
| Edwards, Ariel | 21 | 53 | 2.5 |

| 3-Point FG Attempts | G | Att | Att/G |
|---------------------|----|-----|-------|
| Lucas, Maggie | 21 | 128 | 6.1 |
| Gray, Zhaque | 21 | 83 | 4.0 |
| Bentley, Alex | 21 | 39 | 1.9 |
| Edwards, Ariel | 21 | 18 | 0.9 |
| Wolfe, Marisa | 18 | 4 | 0.2 |

| 3-Point FG Made | G | Made | Made/G |
|-----------------|----|------|--------|
| Lucas, Maggie | 21 | 52 | 2.5 |
| Gray, Zhaque | 21 | 29 | 1.4 |
| Bentley, Alex | 21 | 14 | 0.7 |
| Edwards, Ariel | 21 | 4 | 0.2 |
| Wolfe, Marisa | 18 | 1 | 0.1 |

| Free Throw Attempts | G | Att | Att/G |
|---------------------|----|-----|-------|
| Lucas, Maggie | 21 | 113 | 5.4 |
| Greene, Nikki | 21 | 78 | 3.7 |
| Bentley, Alex | 21 | 63 | 3.0 |
| Edwards, Ariel | 21 | 48 | 2.3 |
| Gray, Zhaque | 21 | 37 | 1.8 |

| Free Throws Made | G | Made | Made/G |
|------------------|----|------|--------|
| Lucas, Maggie | 21 | 98 | 4.7 |
| Greene, Nikki | 21 | 49 | 2.3 |
| Bentley, Alex | 21 | 46 | 2.2 |
| Edwards, Ariel | 21 | 33 | 1.6 |
| Gray, Zhaque | 21 | 33 | 1.6 |

2011-12 Penn State Lady Lions
Penn State Category Leaders (as of Jan 29, 2012)
All games

| <u>Rebounds</u> | <u>G</u> | <u>Reb</u> | <u>Reb/G</u> |
|-----------------|----------|------------|--------------|
| Greene, Nikki | 21 | 171 | 8.1 |
| East, Talia | 21 | 112 | 5.3 |
| Edwards, Ariel | 21 | 105 | 5.0 |
| Lucas, Maggie | 21 | 97 | 4.6 |
| Nickson, Mia | 12 | 88 | 7.3 |

| <u>Assists</u> | <u>G</u> | <u>No.</u> | <u>Ast/G</u> |
|--------------------|----------|------------|--------------|
| Bentley, Alex | 21 | 112 | 5.3 |
| Lucas, Maggie | 21 | 54 | 2.6 |
| Gray, Zhaque | 21 | 34 | 1.6 |
| Edwards, Ariel | 21 | 26 | 1.2 |
| Studevent, Gizelle | 21 | 15 | 0.7 |

| <u>Rebound Average</u> | <u>G</u> | <u>Reb</u> | <u>Avg/G</u> |
|------------------------|----------|------------|--------------|
| Greene, Nikki | 21 | 171 | 8.1 |
| Nickson, Mia | 12 | 88 | 7.3 |
| East, Talia | 21 | 112 | 5.3 |
| Edwards, Ariel | 21 | 105 | 5.0 |
| Lucas, Maggie | 21 | 97 | 4.6 |

| <u>Steals</u> | <u>G</u> | <u>No.</u> | <u>Stl/G</u> |
|----------------|----------|------------|--------------|
| Bentley, Alex | 21 | 64 | 3.0 |
| Lucas, Maggie | 21 | 25 | 1.2 |
| Greene, Nikki | 21 | 24 | 1.1 |
| Edwards, Ariel | 21 | 18 | 0.9 |
| Gray, Zhaque | 21 | 17 | 0.8 |

| <u>Offensive Rebounds</u> | <u>G</u> | <u>No.</u> | <u>Avg/G</u> |
|---------------------------|----------|------------|--------------|
| Greene, Nikki | 21 | 61 | 2.9 |
| Nickson, Mia | 12 | 37 | 3.1 |
| Edwards, Ariel | 21 | 31 | 1.5 |
| East, Talia | 21 | 31 | 1.5 |
| Lucas, Maggie | 21 | 19 | 0.9 |

| <u>Blocked Shots</u> | <u>G</u> | <u>No.</u> | <u>Blk/G</u> |
|----------------------|----------|------------|--------------|
| Greene, Nikki | 21 | 27 | 1.3 |
| East, Talia | 21 | 25 | 1.2 |
| Waldner, Tori | 19 | 13 | 0.7 |
| Bentley, Alex | 21 | 5 | 0.2 |
| Wolfe, Marisa | 18 | 5 | 0.3 |

| <u>Defensive Rebounds</u> | <u>G</u> | <u>No.</u> | <u>Avg/G</u> |
|---------------------------|----------|------------|--------------|
| Greene, Nikki | 21 | 110 | 5.2 |
| East, Talia | 21 | 81 | 3.9 |
| Lucas, Maggie | 21 | 78 | 3.7 |
| Edwards, Ariel | 21 | 74 | 3.5 |
| Bentley, Alex | 21 | 52 | 2.5 |

| <u>Minutes</u> | <u>G</u> | <u>No.</u> | <u>Min/G</u> |
|----------------|----------|------------|--------------|
| Lucas, Maggie | 21 | 728 | 34.7 |
| Bentley, Alex | 21 | 714 | 34.0 |
| Gray, Zhaque | 21 | 619 | 29.5 |
| Edwards, Ariel | 21 | 546 | 26.0 |
| Greene, Nikki | 21 | 414 | 19.7 |

| <u>Fouls</u> | <u>G</u> | <u>No.</u> | <u>Per/G</u> |
|----------------|----------|------------|--------------|
| Greene, Nikki | 21 | 74 | 3.5 |
| Edwards, Ariel | 21 | 47 | 2.2 |
| Bentley, Alex | 21 | 46 | 2.2 |
| Gray, Zhaque | 21 | 45 | 2.1 |
| Lucas, Maggie | 21 | 36 | 1.7 |

| <u>Turnovers</u> | <u>G</u> | <u>No.</u> | <u>TO/G</u> |
|------------------|----------|------------|-------------|
| Bentley, Alex | 21 | 78 | 3.7 |
| Lucas, Maggie | 21 | 59 | 2.8 |
| Edwards, Ariel | 21 | 36 | 1.7 |
| Greene, Nikki | 21 | 36 | 1.7 |
| Gray, Zhaque | 21 | 31 | 1.5 |

| <u>Foulsouts</u> | <u>G</u> | <u>No.</u> |
|------------------|----------|------------|
| Greene, Nikki | 21 | 2 |
| East, Talia | 21 | 2 |
| Bentley, Alex | 21 | 1 |
| Edwards, Ariel | 21 | 1 |

2011-12 Penn State Lady Lions
Penn State Combined Team Statistics (as of Jan 29, 2012)
Conference games

| RECORD: | OVERALL | HOME | AWAY | NEUTRAL |
|----------------|---------|------|------|---------|
| ALL GAMES | 6-3 | 2-2 | 4-1 | 0-0 |
| CONFERENCE | 6-3 | 2-2 | 4-1 | 0-0 |
| NON-CONFERENCE | 0-0 | 0-0 | 0-0 | 0-0 |

| ## | Player | gp-gs | min | avg | Total | | 3-Point | | F-Throw | | Rebounds | | | | pf | dq | a | to | blk | stl | pts | avg | | |
|----------------|--------------------|-------|------|------|---------|------|---------|------|---------|------|----------|-----|-----|------|-----|----|-----|-----|-----|-----|-----|------|--|--|
| | | | | | fg-fga | fg% | 3fg-fga | 3fg% | ft-fta | ft% | off | def | tot | avg | | | | | | | | | | |
| 33 | Lucas, Maggie | 9-9 | 322 | 35.8 | 62-130 | .477 | 22-52 | .423 | 39-43 | .907 | 9 | 34 | 43 | 4.8 | 13 | 0 | 27 | 29 | 1 | 10 | 185 | 20.6 | | |
| 20 | Bentley, Alex | 9-9 | 316 | 35.1 | 59-139 | .424 | 5-19 | .263 | 8-18 | .444 | 7 | 28 | 35 | 3.9 | 22 | 1 | 42 | 37 | 3 | 31 | 131 | 14.6 | | |
| 54 | Greene, Nikki | 9-9 | 198 | 22.0 | 34-65 | .523 | 0-0 | .000 | 19-31 | .613 | 31 | 56 | 87 | 9.7 | 35 | 2 | 3 | 11 | 11 | 14 | 87 | 9.7 | | |
| 12 | Gray, Zhaque | 9-9 | 248 | 27.6 | 27-85 | .318 | 10-37 | .270 | 10-11 | .909 | 7 | 19 | 26 | 2.9 | 17 | 0 | 7 | 10 | 0 | 4 | 74 | 8.2 | | |
| 23 | Edwards, Ariel | 9-1 | 219 | 24.3 | 22-47 | .468 | 2-5 | .400 | 19-25 | .760 | 18 | 31 | 49 | 5.4 | 22 | 0 | 8 | 17 | 2 | 4 | 65 | 7.2 | | |
| 24 | Nickson, Mia | 8-8 | 185 | 23.1 | 21-47 | .447 | 0-0 | .000 | 15-22 | .682 | 25 | 32 | 57 | 7.1 | 15 | 0 | 7 | 14 | 1 | 4 | 57 | 7.1 | | |
| 40 | Wolfe, Marisa | 9-0 | 106 | 11.8 | 12-23 | .522 | 0-1 | .000 | 8-10 | .800 | 4 | 19 | 23 | 2.6 | 13 | 0 | 3 | 8 | 1 | 1 | 32 | 3.6 | | |
| 44 | Waldner, Tori | 9-0 | 58 | 6.4 | 7-15 | .467 | 0-0 | .000 | 5-8 | .625 | 3 | 7 | 10 | 1.1 | 11 | 0 | 3 | 3 | 3 | 6 | 19 | 2.1 | | |
| 05 | East, Talia | 9-0 | 76 | 8.4 | 4-16 | .250 | 0-0 | .000 | 5-6 | .833 | 8 | 21 | 29 | 3.2 | 7 | 1 | 0 | 6 | 6 | 0 | 13 | 1.4 | | |
| 25 | Studevent, Gizelle | 9-0 | 72 | 8.0 | 5-18 | .278 | 0-0 | .000 | 1-2 | .500 | 5 | 6 | 11 | 1.2 | 7 | 0 | 5 | 2 | 0 | 2 | 11 | 1.2 | | |
| Team | | | | | | | | | | | 19 | 17 | 36 | | | | | | | | | | | |
| Total..... | | 9 | 1800 | | 253-585 | .432 | 39-114 | .342 | 129-176 | .733 | 136 | 270 | 406 | 45.1 | 162 | 4 | 105 | 141 | 28 | 76 | 674 | 74.9 | | |
| Opponents..... | | 9 | 1800 | | 204-537 | .380 | 55-181 | .304 | 124-184 | .674 | 98 | 225 | 323 | 35.9 | 149 | 1 | 113 | 138 | 24 | 65 | 587 | 65.2 | | |

| TEAM STATISTICS | PSU | OPP | Date | Opponent | Score | Att. |
|------------------------|---------|---------|---------------------|-------------------|---------|------|
| SCORING | 674 | 587 | * 12/30/11 | NEBRASKA | L 63-71 | 5116 |
| Points per game | 74.9 | 65.2 | * 01/02/12 | at Wisconsin | w 82-49 | 4171 |
| Scoring margin | +9.7 | - | * 1/7/12 | MICHIGAN STATE | L 65-75 | 4906 |
| FIELD GOALS-ATT | 253-585 | 204-537 | * 1/12/12 | MICHIGAN | w 78-63 | 3567 |
| Field goal pct | .432 | .380 | * 01/15/12 | at Nebraska | w 93-73 | 7752 |
| 3 POINT FG-ATT | 39-114 | 55-181 | * 1/19/12 | at Illinois | w 71-65 | 654 |
| 3-point FG pct | .342 | .304 | * 1/22/12 | IOWA | w 68-52 | 4714 |
| 3-pt FG made per game | 4.3 | 6.1 | * 01/26/12 | at Michigan | w 77-56 | 1072 |
| FREE THROWS-ATT | 129-176 | 124-184 | * 01/29/12 | at Michigan State | L 77-83 | 9634 |
| Free throw pct | .733 | .674 | * - Conference game | | | |
| F-Throws made per game | 14.3 | 13.8 | | | | |
| REBOUNDS | 406 | 323 | | | | |
| Rebounds per game | 45.1 | 35.9 | | | | |
| Rebounding margin | +9.2 | - | | | | |
| ASSISTS | 105 | 113 | | | | |
| Assists per game | 11.7 | 12.6 | | | | |
| TURNOVERS | 141 | 138 | | | | |
| Turnovers per game | 15.7 | 15.3 | | | | |
| Turnover margin | -0.3 | - | | | | |
| Assist/turnover ratio | 0.7 | 0.8 | | | | |
| STEALS | 76 | 65 | | | | |
| Steals per game | 8.4 | 7.2 | | | | |
| BLOCKS | 28 | 24 | | | | |
| Blocks per game | 3.1 | 2.7 | | | | |
| ATTENDANCE | 18303 | 23283 | | | | |
| Home games-Avg/Game | 4-4576 | 5-4657 | | | | |
| Neutral site-Avg/Game | - | 0-0 | | | | |

| Score by Periods | 1st | 2nd | Totals |
|------------------|-----|-----|--------|
| Penn State | 317 | 357 | 674 |
| Opponents | 301 | 286 | 587 |

2011-12 Penn State Lady Lions
Penn State Category Leaders (as of Jan 29, 2012)
Conference games

| Points | G | Pts | Pts/G |
|--------------------|---|-----|-------|
| Lucas, Maggie | 9 | 185 | 20.6 |
| Bentley, Alex | 9 | 131 | 14.6 |
| Greene, Nikki | 9 | 87 | 9.7 |
| Gray, Zhaque | 9 | 74 | 8.2 |
| Edwards, Ariel | 9 | 65 | 7.2 |
| Nickson, Mia | 8 | 57 | 7.1 |
| Wolfe, Marisa | 9 | 32 | 3.6 |
| Waldner, Tori | 9 | 19 | 2.1 |
| East, Talia | 9 | 13 | 1.4 |
| Studevent, Gizelle | 9 | 11 | 1.2 |

| FG Percentage | FG | Att | Pct |
|--------------------|----|-----|------|
| Greene, Nikki | 34 | 65 | .523 |
| Wolfe, Marisa | 12 | 23 | .522 |
| Lucas, Maggie | 62 | 130 | .477 |
| Edwards, Ariel | 22 | 47 | .468 |
| Waldner, Tori | 7 | 15 | .467 |
| Nickson, Mia | 21 | 47 | .447 |
| Bentley, Alex | 59 | 139 | .424 |
| Gray, Zhaque | 27 | 85 | .318 |
| Studevent, Gizelle | 5 | 18 | .278 |
| East, Talia | 4 | 16 | .250 |

| 3-Point Percentage | 3FG | Att | Pct |
|--------------------|-----|-----|------|
| Lucas, Maggie | 22 | 52 | .423 |
| Edwards, Ariel | 2 | 5 | .400 |
| Gray, Zhaque | 10 | 37 | .270 |
| Bentley, Alex | 5 | 19 | .263 |
| Wolfe, Marisa | 0 | 1 | .000 |

| Free Throw Percent | FG | Att | Pct |
|--------------------|----|-----|------|
| Gray, Zhaque | 10 | 11 | .909 |
| Lucas, Maggie | 39 | 43 | .907 |
| East, Talia | 5 | 6 | .833 |
| Wolfe, Marisa | 8 | 10 | .800 |
| Edwards, Ariel | 19 | 25 | .760 |
| Nickson, Mia | 15 | 22 | .682 |
| Waldner, Tori | 5 | 8 | .625 |
| Greene, Nikki | 19 | 31 | .613 |
| Studevent, Gizelle | 1 | 2 | .500 |
| Bentley, Alex | 8 | 18 | .444 |

| Scoring Average | G | Pts | Avg/G |
|--------------------|---|-----|-------|
| Lucas, Maggie | 9 | 185 | 20.6 |
| Bentley, Alex | 9 | 131 | 14.6 |
| Greene, Nikki | 9 | 87 | 9.7 |
| Gray, Zhaque | 9 | 74 | 8.2 |
| Edwards, Ariel | 9 | 65 | 7.2 |
| Nickson, Mia | 8 | 57 | 7.1 |
| Wolfe, Marisa | 9 | 32 | 3.6 |
| Waldner, Tori | 9 | 19 | 2.1 |
| East, Talia | 9 | 13 | 1.4 |
| Studevent, Gizelle | 9 | 11 | 1.2 |

| Field Goal Attempts | G | Att | Att/G |
|---------------------|---|-----|-------|
| Bentley, Alex | 9 | 139 | 15.4 |
| Lucas, Maggie | 9 | 130 | 14.4 |
| Gray, Zhaque | 9 | 85 | 9.4 |
| Greene, Nikki | 9 | 65 | 7.2 |
| Edwards, Ariel | 9 | 47 | 5.2 |
| Nickson, Mia | 8 | 47 | 5.9 |

| Field Goals Made | G | Made | Made/G |
|------------------|---|------|--------|
| Lucas, Maggie | 9 | 62 | 6.9 |
| Bentley, Alex | 9 | 59 | 6.6 |
| Greene, Nikki | 9 | 34 | 3.8 |
| Gray, Zhaque | 9 | 27 | 3.0 |
| Edwards, Ariel | 9 | 22 | 2.4 |

| 3-Point FG Attempts | G | Att | Att/G |
|---------------------|---|-----|-------|
| Lucas, Maggie | 9 | 52 | 5.8 |
| Gray, Zhaque | 9 | 37 | 4.1 |
| Bentley, Alex | 9 | 19 | 2.1 |
| Edwards, Ariel | 9 | 5 | 0.6 |
| Wolfe, Marisa | 9 | 1 | 0.1 |

| 3-Point FG Made | G | Made | Made/G |
|-----------------|---|------|--------|
| Lucas, Maggie | 9 | 22 | 2.4 |
| Gray, Zhaque | 9 | 10 | 1.1 |
| Bentley, Alex | 9 | 5 | 0.6 |
| Edwards, Ariel | 9 | 2 | 0.2 |

| Free Throw Attempts | G | Att | Att/G |
|---------------------|---|-----|-------|
| Lucas, Maggie | 9 | 43 | 4.8 |
| Greene, Nikki | 9 | 31 | 3.4 |
| Edwards, Ariel | 9 | 25 | 2.8 |
| Nickson, Mia | 8 | 22 | 2.8 |
| Bentley, Alex | 9 | 18 | 2.0 |

| Free Throws Made | G | Made | Made/G |
|------------------|---|------|--------|
| Lucas, Maggie | 9 | 39 | 4.3 |
| Greene, Nikki | 9 | 19 | 2.1 |
| Edwards, Ariel | 9 | 19 | 2.1 |
| Nickson, Mia | 8 | 15 | 1.9 |
| Gray, Zhaque | 9 | 10 | 1.1 |

2011-12 Penn State Lady Lions
Penn State Category Leaders (as of Jan 29, 2012)
Conference games

| <u>Rebounds</u> | <u>G</u> | <u>Reb</u> | <u>Reb/G</u> |
|-----------------|----------|------------|--------------|
| Greene, Nikki | 9 | 87 | 9.7 |
| Nickson, Mia | 8 | 57 | 7.1 |
| Edwards, Ariel | 9 | 49 | 5.4 |
| Lucas, Maggie | 9 | 43 | 4.8 |
| Bentley, Alex | 9 | 35 | 3.9 |

| <u>Assists</u> | <u>G</u> | <u>No.</u> | <u>Ast/G</u> |
|----------------|----------|------------|--------------|
| Bentley, Alex | 9 | 42 | 4.7 |
| Lucas, Maggie | 9 | 27 | 3.0 |
| Edwards, Ariel | 9 | 8 | 0.9 |
| Gray, Zhaque | 9 | 7 | 0.8 |
| Nickson, Mia | 8 | 7 | 0.9 |

| <u>Rebound Average</u> | <u>G</u> | <u>Reb</u> | <u>Avg/G</u> |
|------------------------|----------|------------|--------------|
| Greene, Nikki | 9 | 87 | 9.7 |
| Nickson, Mia | 8 | 57 | 7.1 |
| Edwards, Ariel | 9 | 49 | 5.4 |
| Lucas, Maggie | 9 | 43 | 4.8 |
| Bentley, Alex | 9 | 35 | 3.9 |

| <u>Steals</u> | <u>G</u> | <u>No.</u> | <u>Stl/G</u> |
|----------------|----------|------------|--------------|
| Bentley, Alex | 9 | 31 | 3.4 |
| Greene, Nikki | 9 | 14 | 1.6 |
| Lucas, Maggie | 9 | 10 | 1.1 |
| Waldner, Tori | 9 | 6 | 0.7 |
| Edwards, Ariel | 9 | 4 | 0.4 |
| Nickson, Mia | 8 | 4 | 0.5 |
| Gray, Zhaque | 9 | 4 | 0.4 |

| <u>Offensive Rebounds</u> | <u>G</u> | <u>No.</u> | <u>Avg/G</u> |
|---------------------------|----------|------------|--------------|
| Greene, Nikki | 9 | 31 | 3.4 |
| Nickson, Mia | 8 | 25 | 3.1 |
| Edwards, Ariel | 9 | 18 | 2.0 |
| Lucas, Maggie | 9 | 9 | 1.0 |
| East, Talia | 9 | 8 | 0.9 |

| <u>Blocked Shots</u> | <u>G</u> | <u>No.</u> | <u>Blk/G</u> |
|----------------------|----------|------------|--------------|
| Greene, Nikki | 9 | 11 | 1.2 |
| East, Talia | 9 | 6 | 0.7 |
| Waldner, Tori | 9 | 3 | 0.3 |
| Bentley, Alex | 9 | 3 | 0.3 |
| Edwards, Ariel | 9 | 2 | 0.2 |

| <u>Defensive Rebounds</u> | <u>G</u> | <u>No.</u> | <u>Avg/G</u> |
|---------------------------|----------|------------|--------------|
| Greene, Nikki | 9 | 56 | 6.2 |
| Lucas, Maggie | 9 | 34 | 3.8 |
| Nickson, Mia | 8 | 32 | 4.0 |
| Edwards, Ariel | 9 | 31 | 3.4 |
| Bentley, Alex | 9 | 28 | 3.1 |

| <u>Minutes</u> | <u>G</u> | <u>No.</u> | <u>Min/G</u> |
|----------------|----------|------------|--------------|
| Lucas, Maggie | 9 | 322 | 35.8 |
| Bentley, Alex | 9 | 316 | 35.1 |
| Gray, Zhaque | 9 | 248 | 27.6 |
| Edwards, Ariel | 9 | 219 | 24.3 |
| Greene, Nikki | 9 | 198 | 22.0 |

| <u>Fouls</u> | <u>G</u> | <u>No.</u> | <u>Per/G</u> |
|----------------|----------|------------|--------------|
| Greene, Nikki | 9 | 35 | 3.9 |
| Edwards, Ariel | 9 | 22 | 2.4 |
| Bentley, Alex | 9 | 22 | 2.4 |
| Gray, Zhaque | 9 | 17 | 1.9 |
| Nickson, Mia | 8 | 15 | 1.9 |

| <u>Turnovers</u> | <u>G</u> | <u>No.</u> | <u>TO/G</u> |
|------------------|----------|------------|-------------|
| Bentley, Alex | 9 | 37 | 4.1 |
| Lucas, Maggie | 9 | 29 | 3.2 |
| Edwards, Ariel | 9 | 17 | 1.9 |
| Nickson, Mia | 8 | 14 | 1.8 |
| Greene, Nikki | 9 | 11 | 1.2 |

| <u>Foulsouts</u> | <u>G</u> | <u>No.</u> |
|------------------|----------|------------|
| Greene, Nikki | 9 | 2 |
| East, Talia | 9 | 1 |
| Bentley, Alex | 9 | 1 |