

#CLIMBWITHUS

PENN STATE, MEN'S BASKETBALL

GAME
38

MISSISSIPPI STATE

NATIONAL INVITATION TOURNAMENT
March 27, 2018 | 9 p.m. ET
New York City, N.Y.
Madison Square Garden (19,812)

SCHEDULE / RESULTS

Date Opponent TV Time/Result

NOVEMBER

10 Fri. CAMPBELL (BTN+) W, 86-75
12 Sun. FAIRLEIGH DICKINSON (BTN+) W, 81-57

LEGENDS CLASSIC

UNIVERSITY PARK REGIONAL

15 Wed. MONTANA (BTN) W, 70-57
17 Fri. COLUMBIA (BTN+) W, 79-65

LEGENDS CLASSIC

BARCLAYS CENTER - BROOKLYN, N.Y.

20 Mon. vs. Pittsburgh (ESPN3) W, 85-54
21 Tues. vs. 16 Texas A&M (ESPN2) L, 87-98

LEGENDS CLASSIC

UNIVERSITY PARK REGIONAL

24 Fri. ORAL ROBERTS (BTN+) W, 86-48

B1G/ACC CHALLENGE

29 Wed. at N.C. State (ESPNU) L, 78-85

DECEMBER

2 Sat. at Iowa * (BTN) W, 77-73
4 Mon. WISCONSIN * (ESPN2) L, 63-64
9 Sat. GEORGE WASHINGTON (BTN) W, 74-54
17 Sun. at George Mason (Stadium) W, 72-54
19 Tues. BINGHAMTON (BTN+) W, 80-65
22 Fri. RIDER (BTN) L, 70-71
30 Sat. COPPIN STATE (BTN+) W, 88-43

JANUARY

2 Tues. at Maryland * (BTN) L, 69-75
5 Fri. NORTHWESTERN * (FS1) W, 78-63
9 Tues. at Indiana * (BTN) L, 70-74
12 Fri. NEBRASKA * (BTN) W, 76-74 ot
15 Mon. MINNESOTA * (BTN) L, 84-95 ot
20 Sat. at Northwestern * (BTN) L, 61-70
25 Thur. at 13 Ohio State * (BTN) W, 82-79
27 Sat. RUTGERS * (BTN) W, 60-43
31 Wed. at 5 Michigan State * (BTN) L, 68-76

FEBRUARY

3 Sat. IOWA * (BTN) W, 82-58
7 Wed. MARYLAND * (BTN) W, 74-70
11 Sun. at Illinois * (BTN) W, 74-52
15 Thur. 8 OHIO STATE * (BTN) W, 79-56
18 Sun. at 6 Purdue * (BTN) L, 73-76
21 Wed. 17 MICHIGAN * (BTN) L, 63-72
25 Sun. at Nebraska * (BTN) L, 64-76

MARCH

BIG TEN TOURNAMENT

1-3 Thur.-Sat. Madison Square Garden, New York
1 Thur. #10 seed Northwestern (BTN) W, 65-57
2 Fri. #2 seed Ohio State (BTN) W, 69-68
3 Sat. #3 seed Purdue (CBS) L, 70-78

NATIONAL INVITATION TOURNAMENT

14 Wed. #5 seed TEMPLE (ESPNU) W, 63-57
17 Sat. at #1 seed Notre Dame (ESPN) W, 73-63
20 Tues. at #2 seed Marquette (ESPN) W, 85-80

Semifinals, Madison Square Garden, New York

27 Tues. vs. #4 seed Mississippi St. (ESPN) 9 p.m.

All Times Eastern | HOME GAMES in CAPS |

* - Big Ten game Associated Press rankings listed above.

GAMEDAY MATCHUP

MISSISSIPPI STATE BULLDOGS

RECORD: 25-11, 9-9 Southeastern
Coach: Ben Howland (3rd year at Mississippi State)
2017-18 Leading Scorer:
#11 Quinndary Weatherspoon, Jr., G - 14.7 ppg
2017-18 Leading Rebounder:
#35 Aric Holman, Jr., F - 6.8 rpg
2017-18 Assists Leader:
#1 Lamar Peters, So., G - 4.1 apg

PENN STATE NITTANY LIONS

RECORD: 24-13, 9-9 Big Ten
Coach: Patrick Chambers (7th year at Penn State)
2017-18 Leading Scorer:
#10 Tony Carr, So., G - 19.7 ppg
2017-18 Leading Active Rebounder:
#11 Lamar Stevens, So. F - 6.0 rpg
2017-18 Assists Leader:
#10 Tony Carr, So., G - 4.8 apg

LAST GAME STARTERS

#	NAME	POS.	ELG.	PTS	REB	STAT	NOTES
11	Lamar Stevens	F	So.	15.1	6.0	2nd ppg/rpg/mpg	Set PS NIT record w/30 pts at MU, also tied car best
21	John Harrar	F	Fr.	1.3	1.5	6 car starts	Led PS with car best 9 reb, shared game-high
23	Josh Reaves	G	Jr.	10.4	5.2	B1G stls leader	Key 3-pointer, 5 assists in only 17 min at MU
10	Tony Carr	G	So.	19.7	4.8	#2 B1G scoring	Scored 25pts at MU, 7 from FT line in last 60 sec
33	Shep Garner	G	Sr.	11.4	2.0	PS #2 car 3FG	PS single-season 3FGM record holder w/112

STAT COMPARISON

PS	STAT	MS
74.5	Scoring Average	73.8
66.9	Opponent Scoring Average	67.6
45.8	Field-Goal Percentage	46.7
42.6	Opponent Field-Goal Percentage	41.6
7.4	3-Pointers Per Game	7.0
38.2	3-Point Field Goal Percentage	32.1
34.3	Opponent 3-Point Field Goal %	32.7
70.2	Free Throw Percentage	69.0
35.6	Rebounds Per Game	36.1
33.1	Opponent Rebounds Per Game	34.1
13.5	Assists Per Game	13.4
11.9	Turnovers Per Game	13.1
7.3	Steals Per Game	6.7
5.0	Blocks Per Game	5.4

SERIES RECORD

Tuesday night's meeting will be only the second in history for Penn State vs. Mississippi State in men's basketball. The Bulldogs won 58-57 in a game played on December 28, 1997, in El Paso, Texas.

Penn State faced one Southeastern Conference team in 2017-18 in Texas A&M, falling 98-87 in the sixth game of the season. The Nittany Lions and Aggies played the second game of the Legends Classic at the Barclays Center in Brooklyn, N.Y., on November 21.

Streak: Mississippi State, W1

Overall series: Mississippi State leads 1-0

at neutral sites: Mississippi State leads 1-0

Penn State's series records against all semifinals participants are listed on page 4.

NITTANY LIONS' RECORD

2017-18	Overall	H	A	N	OT
Overall	24-13	15-4	6-7	3-2	1-1
Big Ten	9-9	6-3	3-6	0-0	1-1
March	5-1	1-0	2-0	2-1	0-0
February	4-3	3-1	1-2	0-0	0-0
January	4-5	3-1	1-4	0-0	1-1
December	5-2	3-2	2-0	0-0	0-0
November	6-2	5-0	0-1	1-1	0-0

STREAKS:

Overall W3 Last Win: 3-20 at Marquette-NIT (85-80)
Last Loss: 3-3 vs. #8 Purdue (70-78)

Home W1 Last Win: 3-14 vs. Temple-NIT (63-57)
Last Loss: 2-21 vs. #17 Michigan (63-72)

Away W2 Last Win: 3-20 at Marquette-NIT (85-80)
Last Loss: 2-25 at Nebraska (64-76)

Neutral L1 Last Win: 3-2 vs. #13 Ohio State-BTT (69-68)
Last Loss: 3-3 vs. #8 Purdue-BTT (70-78)

B1G L3 Last Win: 2-15 vs. #8 Ohio State (79-56)
Last Loss: 2-25 at Nebraska (64-76)

DETAILS

WATCH: ESPN and Watch ESPN
Bob Wischusen (pxp), Fran Fraschilla (analyst) and Kris Budden (reporter)

LISTEN: Steve Jones (pxp) & Dick Jerardi (analyst)
Online at GoPSUsports.com/lionvision

OPENING TIP

The Nittany Lions are participating in their 11th National Invitation Tournament and are 25-9 overall with a 2-3 record in semifinal games. Its last appearance was in 2009 when Penn State defeated Baylor 69-63 at Madison Square Garden for the championship.

Penn State's historical NIT results are on page 12 of these notes. Additional info and records are on [page 98 of the 2017-18 media guide](#).

2018 NATIONAL INVITATION TOURNAMENT



First Round	Second Round	Quarterfinals	Semifinals	Championship	Semifinals	Quarterfinals	Second Round	First Round
March 13 & 14	March 16 - 19	March 20 & 21	March 27	March 29	March 27	March 20 & 21	March 16 - 19	March 13 & 14
1 #Notre Dame (20-14) March 13, 9 p.m. - ESPN #Hampton (19-15)	#Notre Dame 84-63 March 17, 12 p.m. - ESPN	Penn St. 73-63	Penn St. 85-80					#Southern California (23-11) 1 March 13, 11 p.m. - ESPN2
8 *Hampton (19-15)						#Southern California 103-88 2OT March 19, 11:30 p.m. - ESPN2		*UNC Asheville (21-12) 8
4 #Penn St. (21-13) March 14, 8 p.m. - ESPN	Penn St. 63-57					Western Ky. 79-62		#Western Ky. (24-10) 4 March 13, 8 p.m. - ESPN3
5 Temple (17-15)						Western Ky. 79-62		Boston College (19-15) 5
3 #Oregon (22-12) March 13, 10 p.m. - ESPN3	Oregon 99-86	March 20, 7 p.m. - ESPN				Western Ky. 79-75		#Stanford (18-15) 3 March 14, 10 p.m. - ESPN
6 *Rider (22-9)						March 21, 8 p.m. - ESPN2		Stanford 86-83
2 #Marquette (19-13) March 14, 7 p.m. - ESPN2	#Marquette 67-60 March 18, 4:30 p.m. - ESPN2	#Marquette 101-92				#Oklahoma St. 71-65		March 19, 7 p.m. - ESPN #Oklahoma St. 80-68
7 *Harvard (18-13)								#Oklahoma St. (19-14) 2 March 13, 9 p.m. - ESPN2
1 #Baylor (18-14) March 13, 7 p.m. - ESPN2	#Baylor 80-59 March 18, 12 p.m. - ESPN							*FGCU (23-11) 7
8 *Wagner (23-9)								#Saint Mary's (CA) (28-5) 1 March 13, 10 p.m. - ESPN
4 #Mississippi St. (22-11) March 14, 9 p.m. - ESPN2	Mississippi St. 66-59					#Saint Mary's (CA) 89-45		*Southeastern La. (22-11) 8 March 19, 11 p.m. - ESPN
5 Nebraska (22-10)						Washington 77-74		Boise St. (23-8) 4 March 14, 10 p.m. - ESPN3
3 #Middle Tenn. (24-7) March 13, 8 p.m. - ESPN	Middle Tenn. 91-64 March 18, 6:30 p.m. - ESPN2	March 20, 9 p.m. - ESPN				Washington 77-74		#Washington (20-12) 5 March 14, 10 p.m. - ESPN3
6 *Vermont (27-7)						#Saint Mary's (CA) 85-81		#LSU (17-14) 3 March 14, 7 p.m. - ESPN3
2 #Louisville (20-13) March 13, 7 p.m. - ESPN	#Louisville 66-58					March 21, 10 p.m. - ESPN2		*Louisiana (27-6) 6 March 19, 9 p.m. - ESPN
7 *Northern Ky. (22-9)						Utah 67-58 OT		#Utah (19-11) 2 March 14, 9 p.m. - ESPN3
								*UC Davis (22-10) 7 March 14, 9 p.m. - ESPN3

Madison Square Garden
March 27, 9 p.m. - ESPN

NIT CHAMPION

MSG
March 29, 7 p.m. - ESPN2

Madison Square Garden
March 27, 7 p.m. - ESPN

2017-18 ROSTER & TEAM INFORMATION

#	NAME	POS.	ELG.	HT.	WT.	HOMETOWN	HIGH SCHOOL / LAST SCHOOL
1	Deivis Zemgulis	F	Jr.	6-6	220	Kaunas, Lithuania	St. Mary Ryken (Md.)
3	Satchel Pierce	F	Jr.	7-0	255	Baberton, Ohio	The Kiski School (Pa.)/Virginia Tech
4	Nazeer Bostick	G	So.	6-4	203	Philadelphia, Pa.	Roman Catholic
5	Jamari Wheeler	G	Fr.	6-1	170	Live Oak, Fla.	Rock School
10	Tony Carr	G	So.	6-5	204	Philadelphia, Pa.	Roman Catholic
11	Lamar Stevens	F	So.	6-8	226	North Wales, Pa.	Roman Catholic
20	Taylor Nussbaum	G	Fr.	6-2	175	South Salem, N.Y.	Cheshire Academy (Conn.)
21	John Harrar	F	Fr.	6-9	243	Wallingford, Pa.	Strath Haven
22	Grant Hazle	F	So.	6-5	192	Kingwood, Texas	Westbury Christian School
23	Josh Reaves	G	Jr.	6-4	210	Fairfax, Va.	Oak Hill Academy (Va.)
24	Mike Watkins	F	R-So.	6-9	254	Philadelphia, Pa.	Phelps School
33	Shep Garner	G	Sr.	6-2	196	Chester, Pa.	Roman Catholic
35	Trent Buttrick	F	Fr.	6-8	234	Bloomsburg, Pa.	Community School of Naples (Fla.)
44	Julian Moore	F	Gr.	6-10	248	Philadelphia, Pa.	Germantown Academy

► COACHING STAFF

Head Coach: Patrick Chambers (Philadelphia '94)
 Associate Head Coach: Keith Urgo (Fairfield '02)
 Assistant Coach: Dwayne Anderson (Villanova '09)
 Assistant Coach: Jim Ferry (Keene State '90)
 Director of Basketball Operations: Ross Condon (Villanova '07)
 Director of Player Development: David Caporaletti (Philadelphia '93)
 Director of On-Campus Recruiting: Nicholas Colella (Penn State '13)
 Athletic Trainer: Jonathan Salazer (Penn State '93)
 Strength Coach: Greg Miskinis (Penn State '08)

► PRONUNCIATIONS

BUTTRICK BUTT-rick
 HARRAR Final R is silent, HERR-ah
 Deivis ZEMGULIS Davis Zem-Goo-Liss
 Kaunas CO-nuss

► THE UNIVERSITY

Name	The Pennsylvania State University
Location	University Park, Pa. 16802
Founded	1855
Enrollment	41,359 undergraduate, 47,261 (UP overall)
Nickname	Nittany Lions
Colors	Blue & White
Conference	Big Ten Conference
Division	NCAA Division I
Home Court (capacity):	Bryce Jordan Center (15,261)
President	Dr. Eric J. Barron
Athletic Director	Sandy Barbour
Deputy Athletic Director/COO	Phil Esten
Sport Administrator	Lynn Holleran
Ticket Office Phone	1-800-NITTANY

► BASKETBALL HISTORY

First Year of Basketball:	1897
No. of Seasons	121 (122nd)
All-Time Record	1,460 - 1,168
Record In BJC	226-137 (22nd Season)
NCAA Tourney Years (Record)	9 (9-11); Last: 2011
NIT Years (Record)	11 (23-9); Last: 2009 Champs
CBI Years (Record)	1 (1-1); Last: 2014

► COACHING STAFF

Head Coach	Patrick Chambers
Alma Mater	Philadelphia Univ. '94
Overall Record (yrs)	153-150 (9th)
Record at Penn State (yrs)	111-122 (7th)
Basketball Office	814-865-5494
Contact	814-863-3163 (SID)

Associate Head Coach Keith Urgo (Fairfield '02)
 Assistant Coach Dwayne Anderson (Villanova '09)
 Assistant Coach Jim Ferry (Keene State '90)
 Director of Operations Ross Condon (Villanova '07)
 Director of Player Development David Caporaletti (Philadelphia '93)
 Director of On-Campus Recruiting Nicholas Colella
 Athletic Trainer Jon Salazer
 Strength & Conditioning Coach Greg Miskinis

► 2017-18 TEAM

Letterwinners Returning/Lost	9 / 4
Starters Returning/Lost	5 / 0
Newcomers	5*

*includes Satchel Pierce who sat out 2016-17 to comply with NCAA transfer rules

2017-18	24-13 (H: 15-4; A: 6-7; N: 3-2)
2018 Big Ten Finish	9-9, t-6th, No. 7 seed
2018 Big Ten Tournament	2-1, Semifinals
	W, #10 Northwestern, 65-67 W, #2 Ohio State, 69-68 L, #3 Purdue, 70-78

Associate Director Strategic Communications/
 MBB Contact: Rose Pietrzak Carter
 E-Mail: rose@psu.edu
 Office / Cell: 814-863-3163 / 814-441-8438
 Twitter: @PennStateMBB & @GoPSURose

Assistant Director Strategic Communications/
 MBB Secondary Contact: Jocelyn VerVelde
 E-Mail: jocelyn@psu.edu
 Cell: 814-876-2710

Strategic Communications Office: 814-865-1757
 Bryce Jordan Center Press Row: 814-863-3294

THE 2017-18 NITTANY LIONS:

► BY STATE/COUNTRY

PENNSYLVANIA (8)
 Nazeer Bostick
 Trent Buttrick
 Tony Carr
 Shep Garner
 John Harrar
 Julian Moore
 Lamar Stevens
 Mike Watkins
 FLORIDA (1)
 Jamari Wheeler
 NEW YORK (1)
 Taylor Nussbaum
 OHIO (1)
 Satchel Pierce
 TEXAS (1)
 Grant Hazle
 VIRGINIA (1)
 Josh Reaves
 LITHUANIA (1)
 Davis Zemgulis

► BY ELIGIBILITY

GRADUATE (1)
 Julian Moore
 SENIORS (1)
 Shep Garner
 JUNIORS (3)
 Satchel Pierce
 Josh Reaves
 Davis Zemgulis
 SOPHOMORES (5)
 Nazeer Bostick
 Tony Carr
 Grant Hazle
 Lamar Stevens
 Mike Watkins
 FRESHMEN (4)
 Trent Buttrick
 John Harrar
 Taylor Nussbaum
 Jamari Wheeler

► BY HEIGHT

Satchel Pierce 7-0
 Julian Moore 6-10
 John Harrar 6-9
 Mike Watkins 6-9
 Trent Buttrick 6-8
 Lamar Stevens 6-8
 Davis Zemgulis 6-6
 Tony Carr 6-5
 Grant Hazle 6-5
 Josh Reaves 6-4
 Nazeer Bostick 6-4
 Shep Garner 6-2
 Taylor Nussbaum
 Jamari Wheeler 6-1

► BY MAJOR

Nazeer Bostick: Undergraduate Studies
 Trent Buttrick: Undergraduate Studies
 Tony Carr: Recreation, Park, & Tourism Management
 Shep Garner: English
 John Harrar: Undergraduate Studies
 Grant Hazle: Biology
 Julian Moore (graduate): Information Systems Technology
 Taylor Nussbaum: Undergraduate Studies
 Satchel Pierce: International Politics
 Josh Reaves: Criminology
 Lamar Stevens: Business Management
 Mike Watkins: Criminology
 Jamari Wheeler: Undergraduate Studies
 Davis Zemgulis: Food Science

QUICK HITS

- Shep "Madison Square" Garner has a way of rising to the occasion at the "World's Most Famous Arena." In seven games played at The Garden in his career, he averages 20.2 points a game and is connecting at a 52.6 clip. Sophomore guard Tony Carr has the second-best points-per-MSG game at 18.8. The Nittany Lions' MSG and NYC stats are on pages 45-48.
- Garner has played in all 73 wins in his Nittany Lion career, the most victories in any four-year span since Penn State joined the Big Ten in 1992-93.
- Carr, honored as USBWA All-District and NABC District 7 first team, broke Talor Battle's sophomore scoring record (2009, 635 points) and has 689 to date. The total ranks third on Penn State's top 10 for single-season scoring.
- Graduate student Julian Moore added his name to the Penn State record book with his 139th career game played, tops among all Nittany Lions and 15th among all active NCAA Division I players.
- Following all games completed March 23, Penn State is one of only five NCAA Division I teams that hasn't lost a game by more than 12 points in 2017-18. Other teams in its company include Duke and Villanova.
- Even with Penn State's top rim protector Mike Watkins out since the Feb. 21 game vs. Michigan, the Nittany Lions have broken the team single-season record for blocked shots with 186. A list of how the 2017-18 stats rank historically is on page 9 of these notes.

SERIES RECORDS VS. SEMIFINALISTS

MISSISSIPPI STATE

Streak: Mississippi State, W1

Overall series: Mississippi State leads 1-0

at a neutral site: Mississippi State leads 1-0

Date	Site	PS Pts	MS Pts	Result
12/28/1997	N	57	58	L

at El Paso, Texas

UTAH

Streak: Utah, W1

Overall series: Utah leads 1-0

at a neutral site: Utah leads 1-0

Date	Site	PS Pts	U Pts	Result
12/28/1971	N	77	92	L

ECAC Holiday Festival

at Madison Square Garden, New York, N.Y.

WESTERN KENTUCKY

Streak: Western Kentucky, W1

Overall series: Western Kentucky leads 1-0

at a neutral site: Western Kentucky leads 1-0

Date	Site	PS Pts	WKU Pts	Result
12/31/1952	N	78	91	L

All-College Tournament, at Oklahoma City, Okla.

MILESTONES FOR CHAMBERS

Coach Patrick Chambers, in his seventh year, has achieved several milestones as leader of the Nittany Lions. He earned his 100th win at Penn State vs. Nebraska Jan. 12 and his 11th win over a ranked team over No. 13 Ohio State on March 2.

The Philadelphia, Pa., native and Hall of Fame Coach Herb Magee's all-time assists leader at Philadelphia University, Chambers led Penn State to its first 20-win season since 2008-09 and 10th in the program's history. This 2017-18 squad reached 21 wins faster than any other Nittany Lion team.

With the victory at Marquette, Chambers has 24 wins in 2017-18, most in a single season in his career. He is now 153-150 over nine years with seven seasons at Penn State and two 21-14 seasons at Boston University.

Details of Chambers' 6-3 postseason record:

Season.....Results

Boston University

2010.... CBI.....W, at Oregon State, 96-78
W, Morehead State, 91-89 ot
L, at VCU, 75-88

2011.... NCAA...L, #2 Kansas, 53-72

Penn State

2014.... CBI.....W, Hampton, 69-65
L, at Siena, 52-54

2018.... NIT.....W, Temple, 63-57
W, at No. 1 seed Notre Dame, 73-63
W, at No. 2 seed Marquette, 85-80

VERSUS THE SEC IN NIT

Mississippi State will be Penn State's fifth Southeastern Conference opponent in its 11 NIT appearances with a 2-2 record overall versus SEC foes. The Nittany Lions are 1-1 against SEC teams in the semifinals in Madison Square Garden.

Year	Opponent	Round	Result
2018	vs. Mississippi St.	Semifinals	
2009	at Florida	Quarterfinals	W, 71-62
1998	vs. Georgia	Semifinals	W, 66-60
1990	vs. Vanderbilt	Semifinals	L, 62-75
1980	vs. Alabama	First Round	L, 49-53

IMPROVED ACCURACY AT MU

After four-straight games with less than 40 percent accuracy from the field, Penn State broke through with a 53.4 percent performance (31-58 FG) at Marquette on March 20.

That game field goal percentage ranks third-highest in the Nittany Lions' 34 NIT games and is the best at an opponents' venue.

FG%	Date	Opponent	Result
58.7	3/20/00	Siena	W, 105-103
54.5	3/29/95	vs. Canisius (3rd-place)	W, 66-62
53.4	3/20/18	at Marquette	W, 85-80
52.3	3/16/98	at Dayton	W, 77-74
50.8	3/28/90	vs. New Mexico	W, 83-81 ot
50.0	3/17/09	George Mason	W, 77-73 ot
50.0	3/17/89	Murray State	W, 89-73

MEN'S BASKETBALL

100%

NCAA GRADUATION
SUCCESS RATE

5th CONSECUTIVE YEAR

#CLIMBWITHUS

MBB LEADS BIG TEN; POSTS FIFTH-STRAIGHT YEAR WITH 100% GSR

Penn State student-athletes continue to graduate well above their peers nationwide, delivering a record-tying academic performance, according to data announced by the National Collegiate Athletic Association (NCAA).

The NCAA's annual graduation rates study of institutions across the nation revealed Penn State student-athletes at the University Park campus earned a Graduation Success Rate (GSR) of 90 percent to tie the school's all-time record, previously set in the 2010 NCAA report. Nittany Lion students posted a 90 percent graduation rate compared to the 86 percent average for all Division I institutions for students entering from 2007-08 through the 2010-11 academic year.

The NCAA data revealed student-athletes from nine Penn State squads, including men's basketball, earned a Graduation Success Rate of 100 percent, an increase of two from last year's seven teams and up four from the 2015 total of five squads.

The men's basketball team had a perfect 100 percent GSR score for the fifth consecutive year and its graduation figure was 22 points higher than the Division I average (100 to 78 percent).

ON THE ROAD

With its second-round victory at Notre Dame, Penn State became the first team in the NIT field to win a game as the visiting team. All 16 first-round games were won by the home teams.

Since that opening round, three of the four semifinalists, Penn State, Mississippi State and Western Kentucky, have won two road games in their brackets to advance to Madison Square Garden.

ON THE ROAD, AGAIN

Penn State won six "true" away games (at an opponent's arena) in 2017-18, a total achieved only four times since joining the Big Ten Conference in the 1992-93 season.

True Away Wins	Away from Home Wins	Season
6	9	2017-18
6	10	2008-09
6	7	1997-98
6	9	1994-95

The last season in which Penn State won seven "true" away games was 1971-72.

BRIGHT LIGHTS, BIG CITY

The Nittany Lions have visited New York City twice this year, first when they played in Brooklyn's Barclays Center at the end of November, splitting a pair of games in the Legends Classic. Penn State topped Pittsburgh 85-54 (11/20) and lost to then-16th-ranked Texas A&M 98-87 (11/21).

Earlier this month, Penn State went 2-1 in the 2018 Big Ten Tournament at Madison Square Garden for 3-2 record overall in "The Big Apple" in 2017-18.

Overall, the Nittany Lions are 5-4 under coach Patrick Chambers in New York City with a 2-2 mark at the Barclays Center and 3-2 record at Madison Square Garden.

MADISON SQUARE GARDEN

Penn State men's basketball has played at Madison Square Garden 24 times, including 20 times at the current building.

The Nittany Lions are 13-7 in MSG IV with their last win in "The Mecca" coming vs. No. 13 Ohio State (#2 seed in the 2018 Big Ten Tournament), 69-68, in the quarterfinals of the Big Ten Tournament on March 2, 2018. Penn State lost to No. 8 Purdue (#3 seed), 78-70, in its last game at MSG on March 3, 2018.

Patrick Chambers brings a 4-2 record to MSG and 3-2 mark as the Nittany Lions' head coach.

His first win at MSG came on January 15, 2011, when his Boston University Terriers defeated Albany 63-44. On January 30, 2016, Penn State faced Michigan in the B1G Super Saturday event at MSG, falling 79-72 in the inaugural event. On December 18 of that year, the Nittany Lions would top St. John's 92-76.

The Nittany Lions' last five at "The Mecca:"

3/3/2018	L	70-78	No. 8 Purdue
3/2/2018	W	69-68	No. 13 Ohio State
3/1/2018	W	65-57	Northwestern
12/18/16	W	92-76	St. John's
1/30/16	L	72-79	Michigan

(B1G Super Saturday)

Prior to its two trips to MSG in 2016, Penn State won five-straight games in NIT postseason play, including two wins vs. Notre Dame (67-59, 3/31) and vs. Baylor (69-63, 4/2) at MSG to claim the 2009 NIT championship.

27 GAMES WITH 70+ POINTS

Penn State has scored 70 or more points 27 times in 2017-18, the most games in a single season in program history.

Penn State averages 74.5 points per game through 37 games and averaged 72.1 ppg in Big Ten action (tied for third all-time in Nittany Lion league scoring averages). Both 2017-18 averages are the highest since the 2000-01 season.

No. 70-Pt. Games	Team	ppg	Season
27		74.5	2017-18
24		73.5	1999-00
23		76.8	2000-01
21		70.7	2016-17
		74.5	1990-91
		78.5	1982-83
20		72.9	1997-98
		77.1	1988-89

EARLIEST TO 21 WINS

When Penn State recorded its 21st win of the 2017-18 season, a thrilling 69-68 win over No. 13 Ohio State in the quarterfinals of the Big Ten Tournament on March 2, it marked the earliest, by date, that Penn State achieved 21 wins.

EARLIEST B1G WIN

Prior to the December 2, 2017 win at Iowa in 2017-18, Penn State's January 1, 2017 win over Rutgers marked its earliest Big Ten win since the 2010-2011 season.

THE WINS

Penn State has achieved 15 or more wins in five straight years -- a first for the Nittany Lion program. Prior to the 2013-17* seasons under Chambers, the Nittany Lions had not previously reached at least 15 wins in four-consecutive seasons since joining the Big Ten.

The Lions also have at least eight regular-season, nonconference wins in each of Chambers' seven seasons with 10 in 2017-18.

Season	Overall Wins
2017-18	24
2016-17	15
2015-16	16
2014-15	18
2013-14	16

* Prior to 2013-17, last time 15 or more wins in four-straight seasons was 1988-89 through 1991-1992.

PLAYER ACCOMPLISHMENTS

Scoring 10+	14-15	15-16	16-17	17-18	Car
Shep Garner	15	23	21	21	80
Tony Carr			26*	32	58
Lamar Stevens			21	31	52
Mike Watkins			16	20	36
Josh Reaves		6	6	19	31
Julian Moore	1	3	1	1	6
Satchel Pierce	2		--	1	3
Nazeer Bostick			--	5	5
Jamari Wheeler				1	1
Deivis Zemgulis		1	--		1

Rebounds 10+	14-15	15-16	16-17	17-18	Car
Mike Watkins			9	13	22
Tony Carr			2		2
Lamar Stevens			--	2	2
Josh Reaves		1	--	2	2
Julian Moore	--	1	--		1

DOUBLE-DOUBLES	16-17	17-18	Car
Mike Watkins	8*	12	20
Tony Carr	2		2
Lamar Stevens	--	2	2
Josh Reaves	2		2

Points 20+	14-15	15-16	16-17	17-18	Car
Tony Carr			7	16	23
Shep Garner		10	5	3	18
Lamar Stevens			5	9	14
Mike Watkins			1	3	4
Josh Reaves			2		2

Points 30+	14-15	15-16	16-17	17-18	Car
Tony Carr			--	4	4
Lamar Stevens			--	2	2
Shep Garner		1	--	1	2

LED TEAM IN

SCORING	14-15	15-16	16-17	17-18	Car
Tony Carr			8	19	27
Shep Garner	1	11	7	5	24
Lamar Stevens			8	8	16
Mike Watkins			4	3	7
Josh Reaves			3	1	4
Jamari Wheeler			--	1	1
Nazeer Bostick			--	1	1
Julian Moore		1			1
Satchel Pierce			--		1VT

REBOUNDING	14-15	15-16	16-17	17-18	Car
Mike Watkins			21	15	36
Lamar Stevens			7	9	16
Josh Reaves		2	2	10	14
Tony Carr			7	4	11
Shep Garner	2	4	2		8
Julian Moore		5	2		7
Jamari Wheeler			--	2	2
John Harrar				1	1
Deivis Zemgulis		1	--		1

ASSISTS	14-15	15-16	16-17	17-18	Car
Tony Carr			23	27	50
Shep Garner	12	22	6	2	42
Josh Reaves		9	6	7	22
Lamar Stevens			2	1	3
Jamari Wheeler			--	3	3
Julian Moore		2	--		2
Mike Watkins			1		1

BLOCKS	14-15	15-16	16-17	17-18	Car
Mike Watkins			27	20	47
Julian Moore	3	5	5	8	21
Lamar Stevens			5	12	15
Josh Reaves		6	5		11
Tony Carr			1	5	6
John Harrar				3	3
Nazeer Bostick			1	1	2
Shep Garner				1	1
Satchel Pierce				2	1

STEALS	14-15	15-16	16-17	17-18	Car
Josh Reaves		10	18	16	44
Shep Garner	8	15	8	5	36
Jamari Wheeler			--	14	14
Lamar Stevens			7	5	12
Mike Watkins			5	4	9
Tony Carr			4	5	9
Nazeer Bostick			2	4	6
Julian Moore		2			2
Satchel Pierce				1	1
Deivis Zemgulis				1	1

*Penn State freshman record

B1G WINS

With the February 3 Big Ten victory over Iowa, the 2017-18 Nittany Lions made another impact on Penn State's Big Ten basketball history. The sixth league win for coach Patrick Chambers gave the Nittany Lions a third-consecutive season with six or more Big Ten wins, accomplished only once before in seasons 1993-94, 1994-95 and 1995-96.

Current Season Streak with 6+ B1G Wins

Season	No.
2017-18	9
2016-17	6
2015-16	7

B1G WINS ON THE ROAD

With the win at Illinois, Penn State matched its program-high three conference road wins (at Iowa, at Ohio State and at Illinois) since joining the Big Ten in 1992-93.

B1G STREAK: W4

The Nittany Lions' four-game Big Ten winning streak tied their longest since starting Big Ten play in 1992-93. The skein of four wins has been accomplished three times in Penn State men's basketball history, during this 2017-18 season, in 1995-96 and 2008-09.

STAT CHAMPIONS

With the Big Ten regular season in the books, three statistical category champions -- for conference games only -- are owned by the Nittany Lions:

Scoring	FG	3FG	FT	Pts	PPG
Tony Carr	125	46	66	362	20.1
Field Goal Percentage	FG	FGA	Pct.		
Mike Watkins	91	130	.700		
Steals	GP	No.	Avg.		
Josh Reaves	14	28	2.0		

Overall, Penn State as a team stands at the top of the overall steals category (269).

Individually, Watkins leads in field goal percentage (68.5), Reaves in steals (71, 2.2 spg), and senior guard Shep Garner has 112 made 3-point field goals.

FIRST THINGS FIRST

Penn State became the first Big Ten team to record a win in the 2017-18 season with a late afternoon tipoff time vs. Campbell.

With the Big Ten season-opening win at Iowa, Penn State had its first 1-0 start in conference play since the 2010-11 season. It was the Nittany Lions' first win at Iowa City since 2001.

The February 3 win over the Hawkeyes gave the Nittany Lions their first-ever sweep of Iowa.

FOR A SECOND... AND THIRD

Penn State swept Ohio State for the second time in Chambers' seven seasons, knocking off the No. 13 Buckeyes in Columbus for only the sixth time in 25 games in Columbus (1/25).

Three weeks later, the Nittany Lions defeated the No. 8 team in the nation by a 23-point margin, largest over a ranked team by a Chambers-coached team (2/15) and held Ohio State to its lowest point total since December 2014.

A third meeting came in the quarterfinals of the 2018 Big Ten Tournament with the Nittany Lions going 3-0 on the year against the Buckeyes with an exciting 69-68 victory at Madison Square Garden.



NEW FACES, THE SEQUEL

Coach Patrick Chambers and the Penn State Men's Basketball program welcomed new Nittany Lions Myles Dread and Rasir Bolton to the family on November 8 when the pair signed their National Letters of Intent to enroll at Penn State and play for the Nittany Lions. The full press release is available here: gopsu.info/MBBDreadBolton.

PENN STATE CAREER 20-PLUS POINT GAMES

Tony Carr (23)

33 vs. Minnesota (ot), 1/15/2018 ##
 33 vs. Campbell, 11/10/2017
 31 vs. Texas A&M, 11/21/2017 **
 30 vs. Ohio State, 2/15/2018
 29 at N.C. State, 11/29/2017
 28 at Michigan State, 1/31/18
 28 at Ohio State, 1/25/2018
 28 at Indiana, 1/9/2018 **
 27 at Nebraska, 2/25/18
 25 at Marquette-NIT, 3/20/18 **
 25 vs. Ohio State-BTT, 3/2/2018
 25 vs. Northwestern-BTT, 3/1/2018
 24 at Notre Dame-NIT, 3/17/2018
 24 vs. Indiana, 1/18/2017 >>
 23 at Indiana (3ot), 2/1/2017
 21 vs. Michigan, 2/21/18
 21 vs. Coppin State, 12/30/2017
 21 vs. Purdue, 2/21/2017
 21 vs. Ohio State, 2/28/2017
 20 vs. Fairleigh Dickinson, 11/12/2017
 20 at Minnesota, 2/25/2017
 20 vs. Duke, 11/19/2016
 20 vs. Duquesne, 11/13/2016 >>

Shep Garner (18)

33 vs. Purdue-BTT, 3/3/2018
 30 at Boston College, 12/2/2015
 26 vs. Columbia, 11/17/2017
 26 vs. Colorado, 12/22/2015
 25 vs. Albany, 11/11/2016
 25 vs. Ohio State, 3/10/2016
 24 vs. Rutgers, 2/4/2017
 22 at Northwestern, 1/20/18
 22 vs. Illinois, 3/6/2016
 22 at Michigan State, 2/28/2016
 22 vs. Nebraska, 2/25/2016
 22 vs. Michigan (MSG), 1/30/2016
 22 at George Washington, 12/8/2015
 21 vs. St. John's, 12/18/2016
 20 vs. Minnesota, 1/5/2016
 20 vs. Cincinnati, 11/20/2016
 20 vs. Ohio State, 2/28/2017
 20 at Rutgers, 2/20/2016

Lamar Stevens (14)

30 at Marquette-NIT, 3/20/2018 **
 30 vs. Northwestern, 1/5/2018
 26 vs. Nebraska, 1/12/2018
 26 at Indiana (3ot), 2/1/2017 >>
 25 vs. Maryland, 2/7/2018
 25 vs. Montana, 11/15/2017
 25 vs. Texas A&M, 11/21/2017 **
 25 vs. Maryland, 2/7/2017
 24 vs. Duquesne, 11/13/2016 >>
 23 at George Mason, 12/17/17
 22 at Iowa, 12/2/2017
 21 at Illinois, 2/11/2017
 20 at Indiana, 1/9/2018 **
 20 vs. Morgan State, 12/21/2016

Mike Watkins (4)

22 vs. Wisconsin, 12/4/2017
 20 vs. Minnesota (ot), 1/15/2018 ##
 20 vs. Nebraska, 1/12/2018 ^^
 20 at George Washington, 11/26/2016

Josh Reaves (2)

25 at Iowa, 3/5/2017
 22 vs. Northwestern, 12/27/2016

Carr & Watkins scored 20+ points in same game, 2017-18
 ^^ Stevens & Watkins scored 20+ points in same game, 2017-18
 ** Carr & Stevens scored 20+ points in same game, 2017-18
 >> Carr & Stevens scored 20+ points in same game 2016-17

PENN STATE CAREER 30-PLUS POINT GAMES

Tony Carr (4)

33 vs. Minnesota (ot), 1/15/2018
 33 vs. Campbell, 11/10/2017
 31 vs. Texas A&M, 11/21/2017
 30 vs. Ohio State, 2/15/2018

Shep Garner (2)

33 vs. Purdue-BTT, 3/3/2018
 30 at Boston College, 12/2/2015

Lamar Stevens (2)

30 at Marquette-NIT, 3/20/2018
 30 vs. Northwestern, 1/5/2018

LIONS' RECORD WHEN...

At home	15-4
On road	6-7
Neutral	3-2
vs. Top-25 teams	3-5
Leading at the half	22-5
Trailing at the half	1-8
Tied at the half	1-0
Lead w/ 5:00 to play	20-2
Trail w/ 5:00 to play	3-10
Tied w/ 5:00 to play	1-1
In overtime(s)	1-1
Wearing white (at home)	15-3
Wearing white (as visiting team)	0-1
Wearing gray	2-1
Wearing blue	6-8
Wearing pink and black	1-0
Game decided by 1-5 pts	6-4
Game decided by 6-10 pts	3-6
Game decided 11-15 pts	5-3
Game decided by 16+ pts	10-0
PSU scores < 60 points	--
PSU scores 60-69 pts	4-6
PSU scores 70-79 pts	11-5
PSU scores 80-89 pts	9-2
PSU scores 90+ pts	--
PSU scores 100+ pts	--
Opp. scores < 60 pts	14-0
Opp. scores 60-69 pts	4-1
Opp. scores 70-79 pts	5-9
Opp. scores 80-89 pts	1-1
Opp. scores 90-99 pts	0-2
Opp. scores 100+ pts	--
1 PSU player scores 10+	--
2 PSU players score 10+	1-4
3 PSU players score 10+	8-7
4 PSU players score 10+	9-1
5 PSU players score 10+	5-1
6 PSU players score 10+	1-0
PSU outrebounds opp.	18-4
Opp. outrebounds PSU	8-8
Rebounds are equal	0-1
PSU has more turnovers	7-7
Opp. has more turnovers	13-6
Turnovers are equal	4-0
FG% over 40%	18-10
FG% less than 40%	6-3
Opp. FG% over 40%	10-13
Opp. FG% less than 40%	14-0
PSU outshoots opp.	16-4
Opp. outshoots PSU	8-9
In November	6-2
In December	5-2
In January	4-5
In February	4-3
In March	5-1
On Sunday	3-2
On Monday	1-2
On Tuesday	2-3
On Wednesday	3-3
On Thursday	3-0
On Friday	6-1
On Saturday	6-2



THE "CLIMB" CONQUERED

Coach Patrick Chambers led more than 20 members of the "Legion of Blue" student section, the Nittany Lion mascot, media and staff members to the top of Mount Nittany in September.

Tied into the Nittany Lions' social media hashtag #ClimbWithUs, the hike covered 1.2 miles round trip and reached an elevation of 1,900 feet. The top of Mount Nittany offers views of the Bryce Jordan Center, Beaver Stadium, the University Park campus and State College.

B1G HONORS

Four Nittany Lion individuals were recognized Feb. 26 as the Big Ten Conference office announced All-Big Ten end-of-season honors on the Big Ten Network. Penn State's list of previous honorees is on page 46.

All-Big Ten

Tony Carr 6-5 So. G

All-Defensive Team

Josh Reaves 6-4 Jr. G

Mike Watkins 6-9 RSo. F

Honorable Mention

Lamar Stevens 6-8 So. F

Mike Watkins 6-9 RSo. F

Sportsmanship Award

Julian Moore 6-10 Gr. F

Penn State had three players earn All-Big Ten recognition for the first time since 2008-09, when Talor Battle (first-team), Janelle Cornley (second-team) and Stanley Pringle (honorable-mention) were selected.

Carr is the seventh Nittany Lion to earn first-team All-Big Ten honors (eight selections). He joins Talor Battle, in 2008-09, as the only sophomore to be named to the first team.

Reaves and Watkins inclusion on the Big Ten All-Defensive Team gave Penn State two selections for the first time ever.

LIONS IN THE BIG TEN TOURNEY

Penn State was the first No. 7 seed to advance to the Big Ten Tournament semifinals since Michigan State in 2011. The Spartans lost to No. 6 seed Penn State in the semis.

The Nittany Lions have won five games in the past four Big Ten Tournaments, their most BTT wins in a four-year span since the tournament began in 1998.

Coach Patrick Chambers now has five Big Ten Tournament wins which ties him with Ed DeChellis (2003-2011) for most as a Penn State coach.

Penn State earned a bye in the Big Ten Tournament for only the second time in the 20-year tournament history. The Nittany Lions' previous bye was in 2016.

ALL-TOURNEY TONY

Tony Carr added another accolade to his long list this year with his selection to the 2018 Big Ten All-Tournament team, the first Penn State sophomore men's basketball player to earn that honor.

Carr averaged 20.7 points over the three games, 7.0 rebounds and 4.3 assists, including a beautiful dish to junior guard Josh Reaves for the game-winning dunk vs. No. 13 Ohio State in the quarterfinals.



HAPPY IN HAPPY VALLEY

Image: Michael Black

Penn State fans took to the court after the Nittany Lions defeated eighth-ranked Ohio State, the fifth win over a top-25 opponent at home in the BJC in the last two seasons. The raucous crowd of 10,981 now ranks as the third-highest attendance total at the BJC in 2017-18, and second-best for a weeknight game in the Chambers' era.

DOUBLE TRIPLE THREAT

Penn State's duo of senior Shep Garner and sophomore Tony Carr ranks 10th nationally with a combined 195 3-point baskets made in 2017-18. Here's how they compare:

3FG Duo Names (Ind. totals), School

1. 236 Rowsey (125), Howard (111), Marquette
2. 221 Stephens (126), Martin (95), Nevada
3. 220 Rowsey (125), Hauser (95), Marquette
4. 218 Magee (148), Hoover (70), Wofford
5. 211 Mykhailiuk (110), Graham (101), Kansas
6. 201 Howard (109), Hauser (92), Marquette
7. 199 Pipkins (107), Pierre (99), UMass
8. 199 Nelson (104), Flavors, Jr. (95), Fairfield
10. **195 Garner (112), Carr (83), Penn State**
9. 194 Nunn (134), Daniels (60), Oakland
11. 187 Robertson (105), Barnett (82), Missouri
12. 183 Cole (109), Williams (74), Howard

TREY-MENDOUS

The Nittany Lions had their highest 3-point field goal total in the Patrick Chambers' era with 14 against Coppin State (12/30), one shy of the program-record 15 (Hartford, 2008; Purdue 2001).

When Penn State had 12 3-pointers at Iowa (12/2/17), it was the highest total for the Nittany Lions in a Big Ten game since connecting on 14 vs. Northwestern in the BJC during the 2004-05 season.

Since the 2011-12 season, Penn State has had 59 games with nine or more 3-point field goals and since 2015-16 has registered 15 games with 10 or more 3-point field goals.

No.	Opponent	Date
1.	14 vs. Coppin State	12/30/17
2.	13 vs. Northwestern-BTT \$	3/1/2018
	13 vs. St. John's	12/18/16
3.	12 at Iowa *	12/2/17
4.	11 7x, last at Ohio State * ^	1/25/18
	9. 10 15x, last vs. Binghamton	12/19/17
22.	9 34x, last at Notre Dame-NIT	3/17/18

*Big Ten ^ School-record 3-FG% (78.6, 11-14)
\$ Penn State record for 3FG made in tournament

ACCURACY, TOO

Three of the top five 3-point field goal percentages in the Chambers' era have occurred in 2017-18, including the school record 78.6 percent (11-14) at Ohio State (1/25/18).

The 78.6 percent is the highest in the Big Ten this season, best in a conference game and is the second-highest in NCAA D-1 this season behind only Evansville (12-15, 80%) at Bowling Green (12/5/2017).

	Pct.	3FG-A	Opponent	Date
1.	* 78.6	11-14	at Ohio State	1/25/18
2.	58.8	10-17	Binghamton	12/19/17
3.	56.5	13-23	vs. St. John's	12/18/16
4.	53.5	8-14	Bucknell	11/28/14
5.	52.2	12-23	at Iowa	12/2/17

* Penn State single-game record

LESS THAN 60, TIMES 14

With the 63-57 win over Temple in the first round of the NIT, fourteen victories have come in 2017-18 when opponents have been held to fewer than 60 points.

When keeping its opponents below 70 points, Penn State is 29-1 over the last two seasons.

The Illini made the 60-and-under-list with 52 points and scored 16 in the second half, the lowest in either half by a Nittany Lion opponent this season.

Penn State allowed the Scarlet Knights only 43 points, tying the low scoring total by an opponent this season. Coppin State also had 43 points (12/30/17). Iowa scored 58 points, its lowest point total in the Big Ten this year.

Three times this season, most recently against Illinois (2/11) and No. 8 Ohio State (2/15), Penn State kept back-to-back opponents from scoring more than 60 points.

Three teams, Coppin State (43), Rutgers (43) and Oral Roberts (48), were below 50 points.

NCAA / Big Ten Statistical Rankings top 80 // games through 3-22-2018

TEAM	NCAA Rank	BT Rank
Total Blocks	186	12
Total Steals	269	14
Blocked Shots Per Game	5.0	23
Total Rebounds	1,319	33
3-Point Field Goal Pct.	38.2	43
Scoring Defense	66.9	46
Steals Per Game	7.3	56
Scoring Margin	7.6	55
Turnover Margin	1.5	71

INDIVIDUAL NCAA BT

Field Goal Percentage

Mike Watkins	68.5	2	1
--------------	------	---	---

3-pt. FG Made

Shep Garner	112	11	1
-------------	-----	----	---

Steals Per Game

Josh Reaves	2.22	15	1
-------------	------	----	---

Total Steals

Josh Reaves	71	15	1
-------------	----	----	---

Blocked Shots Per Game

Mike Watkins	2.34	20	2
--------------	------	----	---

3-pt. FG Percentage

Shep Garner	42.7	26	3
-------------	------	----	---

Defensive Rebounds Per Game

Mike Watkins	6.9	29	3
--------------	-----	----	---

Total Points

Tony Carr	689	30	1
-----------	-----	----	---

Total Blocks

Mike Watkins	68	32	3
--------------	----	----	---

3-pt. FG Made Per Game

Shep Garner	3.03	32	1
-------------	------	----	---

Total Minutes

Tony Carr	1232:00	35	2
-----------	---------	----	---

Lamar Stevens	1221:00	42	3
---------------	---------	----	---

Shep Garner	1202:00	53	4
-------------	---------	----	---

Rebounds Per Game

Mike Watkins	8.9	43	2
--------------	-----	----	---

Double Doubles

Mike Watkins	12	47	3
--------------	----	----	---

Points Per Game

Tony Carr	19.7	51	2
-----------	------	----	---

Assist to Turnover Ratio

Josh Reaves	2.37	62	7
-------------	------	----	---

Total Assists

Tony Carr	167	62	3
-----------	-----	----	---

AND UNDER 40

Penn State added another win to its in 2017-18 record, now 14-0, when holding an opponent to a field goal percentage under 40 percent. Notre Dame was 23-60 (38.3%) from the field and shot its season-low 18.2 percent from beyond the arc. The Nittany Lions are 69-18 under Chambers' era when the statistic holds true.

The Nittany Lions were 9-1 in 2016-17 when holding opponents under 40 percent shooting from the field. The lone loss was to then-No. 14 Purdue, which shot 39.7 percent Feb. 21 in the BJC.

ON THE BOARDS

Penn State had moved up to 56th in the national rankings in rebound margin with a +5.1 advantage over its opponents in 2017-18 and finished the regular season at +2.5. In 22 games in which the Nittany Lions have outrebounded their opponents, they are 18-4.

Season	# Gms + Reb	PS Reb Avg.	Opp Reb Avg.	Mar
2017-18	22	35.6	33.1	+2.5
2016-17	10	35.4	38.8	-3.4
2015-16	13	34.7	36.0	-1.3
2014-15	18	35.3	35.8	-0.5
2013-14	16	35.2	34.5	+0.7
2012-13	16	34.9	33.5	+1.4
2011-12	19	33.9	32.0	+1.9

POINTS RISING

Just one of the indicators of Penn State's increase in its offensive output was the setting of the program's record for points scored overall (2,758) and in the Big Ten (1,297) in 2017-18, with the Nittany Lions' breaking their own league scoring record from a year ago.

In comparing each season's figures, the 2017-18 points per game average of 74.5 is the highest since the 2000-01 season, the highest under Chambers, and a 12.7-point difference from Chambers' first season in 2011-12.

	Season Record	FG%	Season Avg.
2017-18	24-13	45.8	74.5
2016-17	15-18	41.4	71.7
2015-16	16-16	40.7	65.8
2014-15	18-16	42.0	66.9
2013-14	16-18	42.8	70.9
2012-13	10-21	39.5	61.6
2011-12	12-20	39.3	61.8

20-POINT TANDEM

Among the current roster, sophomores Tony Carr and Lamar Stevens had teamed up for five of the seven games when two Nittany Lions have had 20-plus point efforts in the same game. Three have come in the 2017-18 season with the most recent addition of the Marquette game, with two games registered in 2016-17.

Against Nebraska (1/12), Stevens and Mike Watkins added their names and Carr and Watkins paired for another entry on the list.

Date	Opp	Pts.	Nittany Lions
3/20/18	Marquette-NIT	30	Lamar Stevens 25 Tony Carr
1/15/18	Minnesota (ot)	33	Tony Carr 20 Mike Watkins
1/12/18	Nebraska (ot)	26	Lamar Stevens 20 Mike Watkins
1/9/18	at Indiana	28	Tony Carr 20 Lamar Stevens
11/21/17	vs. Texas A&M	31	Tony Carr 25 Lamar Stevens
2/1/17	at Indiana (3ot)	26	Lamar Stevens 24 Tony Carr
11/13/16	Duquesne	24	Lamar Stevens 20 Tony Carr

When Carr and Stevens recorded their 20-plus points in the game against Duquesne (11/13/16), it marked the first time since March 15, 1989 that two Penn State freshmen posted 20 or more points in the same game (Freddie Barnes-24 & Monroe Brown-32 vs. Murray State in the opening round of the NIT).

TOPPING THE CHARTS

Penn State compared its Big Ten Conference statistics against team totals (conference games only) going back to the 1992-93 season and stacked up pretty well, breaking three records, tying a fourth and finishing in the top three in six categories.

In the overall statistics, the Nittany Lions claimed five records and currently, through 27 games, rank in the top three in eight categories.

Big Ten Conference Statistics

Offensive Stats	Rank	Value
Total Points	1	1,297
Field Goals	1	487
FG Pct.	1	46.4
3-Pt. FG %	2	37.1
FG Attempts	2	1,050
Points Avg	T-3	72.1
3-Pt. FG	4	126
Total Rebounds	7	598
Rebound Avg.	T-8	33.2
Rebound Margin	10	(-0.3)
3-Pt. FG Att.	T-10	340

Defensive Stats	Rank	Value
Blocked Shots	T-1	92
Lowest FG%	5	44.3
Lowest 3-Pt. FG%	7	35.0
Steals	T-7	110
Lowest Point Avg.	8	69.2

Overall Statistics

Offensive Stats	Rank	Value
Total Points	1	2,758
Field Goals	1	996
FG Attempts	1	2,174
Total Rebounds	1	1,319
3-Pt. FG	3	274
3-Pt. FG Att.	3	717
3-Pt. FG %	4	38.2
Points Avg	5	74.5
Free Throws	10	492
Free Throw Attempts	10	701

Defensive Stats	Rank	Value
Blocked Shots	1	186
Steals	3	269

BASKETBALL IN THE BAHAMAS

Penn State traveled to the Bahamas for its foreign tour trip during August 2017. The games were played using FIBA rules, similar to the experimental NIT rules in effect this postseason. While the Nittany Lions went 2-0 on their trip, including a double-overtime thriller in the first contest, they also experienced some of the activities and culture of the islands. Coach Chambers, staff members and several players also conducted a clinic on a nearby island.

NCAA champion, Olympian and Penn State alumnus Mike Sands, who now serves as President of the Bahamas Association of Athletic Associations, was on hand for the Nittany Lions' first win and visited with members of the coaching staff.

An afternoon of snorkeling off the coast was scheduled as a break from practices and games and the team also met a group of elaborately costumed Junkanoo musicians playing traditional rhythms with trumpets, drums and percussion instruments.



20-POINT TANDEM IN THE NIT

With Lamar Stevens' 30 points and Tony Carr's 25 against Marquette, it marked only the second time in Penn State's 34-game NIT history two Nittany Lions had 20 or more points each in the same game.

A 2000 second-round NIT 105-103 win over Siena witnessed Joe Crispin score 28 points and Jarrett Stephens add 22.

NATIONAL NOTICE

The Nittany Lions received six Associated Press votes in the February 19 poll, the first time they had received votes since December 29, 2014, and the most votes received since a total of 14 on January 31, 2011.

RANKED FOES TESTED IN BJC

Penn State has won five of seven games against ranked teams in the Bryce Jordan Center in the last three seasons, including four-consecutive contests against top-25 squads (2015-16 and 2016-17).

	Rank/Opponent	Score	Date
L	No. 17 Michigan	63-72	2/21/18
W	No. 8 Ohio State	79-56	2/15/18
L	No. 14 Purdue (ot)	70-74	2/21/17
W	No. 21 Maryland	70-64	2/7/17
W	No. 24 Minnesota	52-50	1/14/17
W	No. 4 Iowa	79-75	2/17/16
W	No. 22 Indiana	68-63	2/6/16

Eight of Chambers' 11 wins over ranked teams have come in front of a home crowd at the BJC.

HOME SWEET HOME

With a 78.9 win percentage in the Bryce Jordan Center in 2017-18, Penn State maintained the program's No. 4 spot for home season win percentages. To date, the 15 wins in the BJC are the second-highest in a single season to the 2008-09 campaign, which finished with a 17-3 home record.

DOUBLE-DIGITS BY DECEMBER

Penn State closed out the 2017 portion of its 2017-18 schedule with 11 wins, marking the third time in the Chambers' era the Nittany Lions have recorded a double-digit win total by the end of the December. Penn State has achieved this only four times since 1997-98.

Season	Wins
2017-18	11
2015-16	10
2014-15	12
2008-09	12

CENTENNIAL GAMES

On a team dominated with youth, two Nittany Lions eclipsed the century mark for games played. Graduate student Julian Moore reached the 100-game milestone at the end of 2016-17 season and has played in a Penn State school-record 139 games (No. 15-NCAA Division I active career leaders list).

Shep Garner played in his 100th game as a in the 2017-18 season opener and is at 136 (No. 29-NCAA Division I active career leaders list).



CHEWBACCA... THE NITTANY LION

When Nittany Lion basketball student-athlete Joonas Suotamo included in his profile information that his dream job would be "any part of the movie industry," he probably would have not believed he'd be playing one of the most recognizable roles of all time. When looking to cast for Chewbacca, Disney contacted the Finnish basketball team and found the perfect fit in Suotamo. The former forward is in two franchise movies, including the highest-grossing film (U.S.) of 2017 and ninth-highest grossing film of all time, "Star Wars: The Last Jedi," and "Solo: A Star Wars Story," opening May of 2018.

Check out this USA Today article to learn five things about Joonas Suotamo: [gopsu.info/USAToday5ThingsAboutJoonas](https://www.usatoday.com/story/sports/nba/2018/05/01/joonas-suotamo-chewbacca/1097117001/). The 2008 Penn State film studies graduate was also featured in this Pittsburgh Post-Gazette article [gopsu.info/PPG_walkingcarpet](https://www.post-gazette.com/stories/sports/2018/05/01/joonas-suotamo-chewbacca/1097117001/).

SH3P

With five 3-point field goals at Marquette, Shep Garner broke Penn State's single-season record for 3-point field goals made. His 112 in 2017-18 tops the list and his second entry, from his junior year in 2016-17, is at No. 11.

SINGLE-SEASON 3-POINT FIELD GOALS

	3FG	3FGA	PCT	
1.	112	262	42.7	Shep Garner, 2017-18
10.	84	243	38.5	Joe Crispin, 2000
11.	82	230	35.7	Shep Garner, 2016-17

FOR THREEEEEEEE.....

With 328 in his career, Garner is only one of four Nittany Lions with 300 or more 3-point field goals made and is currently tied for second. He ranks third for Penn State in all-time attempts with 864.

Garner ranks fifth on the NCAA D-I active career leader list for his 328 total and fourth for his career 37.6 percentage.

CAREER 3-POINT FIELD GOALS

	3FG	3FGA	PCT	
1.	332	829	40.0	Pete Lisicky, 1994-98
2.	328	872	37.6	Shep Garner, 2014-present
3.	317	930	34.1	Talor Battle, 2008-11
4.	308	885	34.8	Joe Crispin, 1998-2001

B1G TEN TREYS

Garner is making a mark on the Penn State record books, but he's also adding his name to the Big Ten annuals as well. Garner's 112 3-point field goals tie Michigan State's Bryn Forbes for seventh on the single-season list.

B1G SINGLE-SEASON 3-POINT FGS

	3FGM	Player	Season
1.	119	Shawn Respert, MSU	1994-95
2.	117	Chris Kingsbury, Iowa	1994-95
3.	116	Luther Head, ILL	2004-05
		Jon Diebler, OSU	2009-10
5.	114	Drew Neitzel, MSU	2006-07
		Jon Diebler, OSU	2010-11
7.	112	Shep Garner, PSU	2017-18
	112	Bryn Forbes, MSU	2015-16

Garner also moved up on the Big Ten's career 3-point field goals made list to fourth with his five treys at Marquette.

B1G CAREER 3-POINT FGS

	3FG	3FGA	PCT	
1.	374	Jon Diebler, OSU	2008-11	
2.	332	Pete Lisicky, PSU	1996-99	
3.	331	Shawn Respert, MSU	1991-95	
4.	328	Shep Garner, PSU	2014-present	

GARNER CLIMBS TO SIXTH

After matching his uniform number with a career-best 33 points vs. No. 8 Purdue in his final Big Ten Tournament game, Shep Garner continued his climb and moved to sixth on Penn State's all-time scoring list. The Chester, Pa., native advanced 15 spots after finishing his junior season at No. 21. He surpassed the 1,500-point milestone with 11 points at Nebraska (2/25/18).

	PTS	FGM	3FG	FTM	
1.	2,213	722	317	452	Talor Battle, 2008-11
4.	1,812	627	127	431	D.J. Newbill, 2013-15
5.	1,605	525	332	223	Pete Lisicky, 1995-98
6.	1,603	524	328	227	S.Garner, 2014-present

CARR, STEVENS CLIMBING IN SEASON SCORING

Tony Carr broke Penn State's sophomore scoring record with 689 points so far this season, moving past the 635 points by Talor Battle (2009). As the Nittany Lions continue post-season play, both Carr and Stevens are climbing up Penn State's single-season scoring chart.

Carr currently ranks third with Stevens now 11th after his 30-point effort at Marquette.

PENN STATE SINGLE-SEASON SCORING

	PTS	FGM	FTM	
1.	731	244	243	Jesse Arnelle, 1955
2.	704	243	157	D.J. Newbill, 2015
3.	689	232	142	Tony Carr, 2017-18
8.	604	209	140	D.J. Newbill, 2014
9.	602	208	159	Tim Frazier, 2012
10.	574	193	117	Talor Battle, 2009
11.	559	214	106	Lamar Stevens, 2017-18

REAVES, PRINCE OF THIEVES

Junior Josh Reaves currently ranks in the NCAA top 15 individually for total steals (15th-71) and steals per game (15th-2.22). His defensive contributions have helped Penn State to a No. 14 national ranking in total steals (269) and No. 56 spot in steals per game (7.3).

Reaves set his career-best with seven steals, after multiple five-steal games, at Nebraska (2/25), and recently moved up to seventh on Penn State's all-time steals list with 167. His 1.92 career per game average places him 19th on the NCAA list of active career leaders and career total (167) ranks 30th.

In addition to moving up on the career chart, Reaves snatched a spot on the single-season list with his 71 (ninth) in 2017-18.

CAREER STEALS

	TOT	SPG	
1.	252	3.5	Ron Brown, 1972-74
4.	196	1.7	Tim Frazier, 2010-14
5.	182	1.8	Dwight Gibson, 1982-85
6.	176	2.6	Tom Daley, 1968-70
7.	167	1.92	Josh Reaves, 2015-present

Reaves had 60 steals in 2016-17, a total, at the time, just on the outside of Penn State's single-season chart at 11th, quite an accomplishment since Reaves missed six games to start the season.

DOUBLING UP

Josh Reaves (10 pts, 13 rebounds) and Lamar Stevens (10 pts, 11 reb) recorded the latest instance of two Nittany Lions with double-doubles in the same game vs. Rider (12/22). Stevens and Watkins teamed up for the feat at George Mason (12/17). Penn State now has had 33 instances of two players recording double-doubles in the same game.

The double-double statistics date back to the 1976-77 season and in that time period, only one known game with three players with double-doubles has occurred. Carvin Jefferson (16 pts, 10 reb), Steve Kuhn (14 pts, 11 reb) and Chris Ericksen (14 pts, 19 reb) all had double-doubles vs. Memphis State (12/17/1976).

COUNTING 500 & MORE

Redshirt sophomore Mike Watkins became only the second sophomore in Penn State basketball history to achieve 500 career rebounds and in the Purdue game, tied Nittany Lion great Jesse Arnelle to collect 525 rebounds by their sophomore seasons.

Arnelle, who played both football and basketball for Penn State, still holds the PSU career record for rebounds with 1,238.

SOPHOMORE 2-YEAR CAREER REBOUND TOTALS

	TOT	SO.	FR.	Nittany Lion, Seasons
1.	525	^271	254	Jesse Arnelle, 1951-52*, 52-53
	525	258	#267	Mike Watkins, 2016-18
3.	414	225	189	Geary Claxton, 2004-06
4.	396	214	182	Mike Lang, 1979-81
5.	374	219	155	Carvin Jefferson, 1975-77

*NCAA granted eligibility to freshmen during Korean War with permanent eligibility granted beginning with the 1972-73 season.

^Sophomore record for rebounds #Freshman record for rebounds

ADD WATKINS AGAIN

Add Mike Watkins' name to the Penn State record book again. When the redshirt sophomore went 9-10 from the field against Iowa, he tied Ed Fogell (9-10 vs. George Washington, 3/2/1988) for a Penn State individual game record for field goal percentage (min. 10 attempts).

The forward also tied Jarrett Stephens for a Penn State field goal percentage in a Big Ten game. Stephens went 9-10 in two league contests, vs. Purdue (2/1/1997) and vs. Minnesota (2/5/1997) four days later.

Watkins, who went 8-8 against the Hawkeyes on Feb. 3 before missing his first field goal, is also listed among the record holders for seven attempts when he went 8-8 vs. Iowa in the final regular-season game of 2016-17 (3/5/17).

STAYING ON TOP

Mike Watkins not only set the Penn State freshman mark for rebounds, he also claimed the top spot for career field goal percentage at 59.0 percent following his rookie campaign. With an accuracy of 68.5 from the field this season, which leads the Big Ten, Watkins has moved to a 63.7 field goal percentage for his career.

Watkins reached the minimum number of field goals made (240) in the Minnesota game (1/15) to qualify for the NCAA Division I career leaders list. In the most recent statistics, through games of March 17, Watkins ranks fifth.

PENN STATE CAREER FG PERCENTAGE

	PCT	FGM	FGA	
1.	63.7	274	430	Mike Watkins, 2016-present
2.	58.3	539	924	Jarrett Stephens, 1996-00
3.	54.6	301	551	Andrew Jones, 2008-11
4.	54.2	162	299	Sasa Borovnjak, 2009-13
5.	53.9	489	907	Ed Fogell, 1986-90



COACHES VS. CANCER SHOES & TIE AUCTION

The sneakers and tie worn by Penn State coach Patrick Chambers during the wins at No. 13 Ohio State (1/25/18) and vs. Rutgers (1/27/18) were auctioned by the American Cancer Society following the Coaches Vs. Cancer "Suits and Sneakers Week."

The Penn State men's basketball staff joined thousands of coaches across the country to support the cause.

The sneakers and Vineyard Vines tie, signed by Chambers, were included in the first group of items up for bid during the season-long fundraiser.

PREVIOUS APPEARANCES IN THE NIT

1966 OVERALL RECORD: 18-6; NIT RECORD: 0-1

3/12/66 vs. San Francisco (New York, N.Y.) L 89-77
Leading PSU scorer: Carver Clinton 26

1980 OVERALL RECORD: 18-10; NIT RECORD: 0-1

3/15/80 vs. Alabama (Birmingham, Ala.) L 53-49
Leading PSU scorer: Frank Brickowski 16

1989 OVERALL RECORD: 20-12; NIT RECORD: 1-1

3/15/89 vs. Murray St. (University Park, Pa.) W 89-73
Leading PSU scorer: Bruce Blake 20
3/20/89 vs. Villanova (Philadelphia, Pa.) L 76-67
Leading PSU scorer: Freddie Barnes 16

1990 OVERALL RECORD: 25-9; NIT RECORD: 4-1

3/14/90 vs. Marquette (University Park, Pa.) W 57-54
Leading PSU scorer: James Barnes 15
3/19/90 vs. Maryland (University Park, Pa.) W 80-78
Leading PSU scorer: Ed Fogell 20
3/21/90 vs. Rutgers (Piscataway, N.J.) W 58-55
Leading PSU scorer: Deron Hayes 16, Ed Fogell 16
3/26/90 vs. Vanderbilt (New York, N.Y.) L 75-62
Leading PSU scorer: Freddie Barnes 18
3/28/90 vs. New Mexico (New York, N.Y.) W 83-81 (OT)
Leading PSU scorer: James Barnes 19

1992 OVERALL RECORD: 21-8; NIT RECORD: 0-1

3/18/92 vs. Pittsburgh (University Park, Pa.) L 67-65
Leading PSU scorer: Deron Hayes 20

1995 OVERALL RECORD: 21-11; NIT RECORD: 4-1

3/15/95 vs. Miami (Fla.) (University Park, Pa.) W 62-56
Leading PSU scorer: John Amaechi 21
3/21/95 vs. Nebraska (Lincoln, Neb.) W 65-59
Leading PSU scorer: Rahsaan Carlton 19
3/23/95 vs. Iowa (Iowa City, Iowa) W 67-64
Leading PSU scorer: Rahsaan Carlton 13
3/27/95 vs. Marquette (New York, N.Y.) L 87-79
Leading PSU scorer: Dan Earl 26
3/29/95 vs. Canisius (New York, N.Y.) W 66-62
Leading PSU scorer: John Amaechi 17, Dan Earl 17

1998 OVERALL RECORD: 19-13; NIT RECORD: 4-1

3/11/98 vs. Rider (University Park, Pa.) W 82-68
Leading PSU scorer: Pete Lisicky 20
3/16/98 vs. Dayton (Dayton, Ohio) W 77-74
Leading PSU scorer: Pete Lisicky 21
3/18/98 vs. Georgia Tech (Atlanta, Ga.) W 75-70
Leading PSU scorers: Joe Crispin, Pete Lisicky & Greg Grays, 18
3/24/98 vs. Georgia (New York, N.Y.) W 66-60
Leading PSU scorer: Joe Crispin 18
3/26/98 vs. Minnesota (New York, N.Y.) L 79-72
Leading PSU scorers: Calvin Booth 14, Gyasi Cline-Heard 14

2000 OVERALL RECORD: 19-16; NIT RECORD: 4-1

3/15/00 vs. Princeton (University Park, Pa.) W 55-41
Leading PSU scorers: Jarrett Stephens 11, Joe Crispin 11
3/20/00 vs. Siena (University Park, Pa.) W 105-103
Leading PSU scorer: Joe Crispin 28
3/22/00 vs. Kent (University Park, Pa.) W 81-74
Leading PSU scorer: Jarrett Stephens 24
3/28/00 vs. Notre Dame (New York, N.Y.) L 73-52
Leading PSU scorer: Joe Crispin 16
3/30/00 vs. N.C. State (New York, N.Y.) W 74-72
Leading PSU scorer: Jarrett Stephens 28

2006 OVERALL RECORD: 15-15; NIT RECORD: 0-1

3/14/06 vs. Rutgers (University Park, Pa.) L 76-71
Leading PSU scorer: Travis Parker 21

2009 OVERALL RECORD: 27-11; NIT RECORD: 5-0

3/17/09 vs. George Mason (University Park, Pa.) W 77-73 OT
Leading PSU scorer: Talor Battle, 24
3/19/09 vs. Rhode Island (University Park, Pa.) W 83-72
Leading PSU scorer: Stanley Pringle, 19
3/24/09 at Florida (Gainesville, Fla.) W 71-62
Leading PSU scorer: Jamelle Cornley, 23
3/31/09 vs. Notre Dame (New York, N.Y.) W 67-59
Leading PSU scorer: Talor Battle, 17
4/2/09 vs. Baylor (New York, N.Y.) W 69-63
Leading PSU scorer: Jamelle Cornley, 18

CAREER BLOCKED SHOTS

	BLK	BPG	
1.	428	3.8	Calvin Booth, 1995-99
2.	191	2.3	John Amaechi, 1993-95
3.	158	2.55	Mike Watkins, 2017-present

MINUTE BY MINUTE

An injury at the end of 2016-17 sidelined sophomore guard Nazeer Bostick for the remainder of the season, just as his minutes on the floor were increasing. Bostick has three starts, has been first off the bench in 12 games and has connected on seven threes this season.

Against Temple, Bostick scored five points in 69 seconds off a jumper and triple at the end of the second quarter to bring the Nittany Lions within five points of the Owls. He went 4-4 from the field and had three rebounds.

The Philadelphia, Pa., native had his first career start against Columbia (11/17) and played a career-high 35 minutes, producing 10 points and a career-best eight rebounds. Against Pittsburgh, he had 10 points with four assists and four steals with no turnovers. He shared the team scoring lead with Jamari Wheeler with 14 points against Oral Roberts (11-24).

Bostick had consecutive games recording his Big Ten career best in points with eight vs. Minnesota and tying that total with eight at Northwestern.

KING WHEELER

Freshman Jamari Wheeler has provided a spark for the Nittany Lions, playing in all 37 games (20 minutes at Marquette, 14.7 minutes per game this season) and earning three-straight starts against Nebraska, Minnesota and at Northwestern. He is second on the team with 47 steals behind teammate Josh Reaves after leading the Big Ten in that category in January.

The Live Oak, Fla., native tied his career-best with seven rebounds vs. Coppin State and had a career-best and team season-high six steals at George Mason. In Big Ten play, he has had two games with four points and had a league game career-best with five rebounds vs. Nebraska.

Wheeler has led the Nittany Lions in steals 14 times this year, including the Marquette game, where he had a critical steal late in the game to give the Nittany Lions another possession. He also has team-leading totals in assists three times, rebounds twice and scoring once.

CARR'S FRESHMAN 26

Tony Carr scored in double figures 26 times during his freshman season -- another Penn State rookie record to his credit. In addition to his 139 assists in 2016-17, he topped Jesse Arnette (23) for most games with 10 or more points in a freshman season.

TAKING ANOTHER TOP SPOT

Watkins' season field goal percentage of 68.5 (146-213) also gives him the top spot on the Nittany Lions' season percentage chart. His rookie year percentage of 59.0 ranks seventh.

PENN STATE SEASON FG PERCENTAGE

	PCT	FGM	FGA	
1.	68.5	146	213	Mike Watkins, 2018
2.	64.0	165	258	Jarrett Stephens, 1998
3.	62.6	67	107	Eric Carr, 1992
4.	60.8	191	314	Ed Fogel, 1990
5.	60.3	70	116	Brandon Hassell, 2007
6.	60.1	131	218	Frank Brickowski, 1981
7.	59.0	128	217	Mike Watkins, 2017

BLOCK PARTY

Redshirt sophomore Mike Watkins has 68 of the Nittany Lions' 186 blocked shots on the year, a total that has Penn State ranked 12th nationally for total blocked shots and 23rd for blocked shots per game (5.0).

His 2017-18 numbers place him 32nd nationally with 68 blocks and 2.34 per game (No. 20).

SWAT-KINS

With his second of four blocks against Rider, Mike Watkins moved into the No. 3 spot on Penn State's career blocked shots list. The Philadelphia, Pa., native, who contributed 90 blocked shots to Penn State's record team total of 182 in 2016-17, now has 158 for his career. Among the NCAA Division I active career leaders, he is ninth with 2.55 per game and his 158 total ranks 31st.

CARR'S FRESHMAN 28

When Carr was asked during media day if he had gained 28 pounds in the offseason, the Philadelphia, Pa., native was quick to quip that he gained 28 pounds of *muscle* to his frame, now weighing in, literally, at 204 for his sophomore season.

PHILLY SIX NOW SEVEN

With the addition of freshman John Harrar from Wallingford, seven Nittany Lions on the 2017-18 roster hail from the Philadelphia area. Nazeer Bostick, Tony Carr, Shep Garner and Lamar Stevens represent Roman Catholic High School. Mike Watkins is from The Phelps School and Julian Moore is from Germantown Academy.

THON HOOPS RAISES \$12,650

The 2017-18 THON Hoops game raised \$12,650 for the Penn State Dance Marathon (THON) as all student ticket sales from the January 27 game benefited the organization. Children from Four Diamonds who attended the game were invited to a fun postgame event with some of the Nittany Lions.

Read more about the THON Hoops game here: gopsu.info/THONHoops1718. First organized in 1973 as a way for students to give back to their community, THON 2018 took place in the Bryce Jordan Center last weekend and raised more than \$10.1 million. Overall, THON has raised more than \$147 million and helped more than 3,700 families.

NITTANY LION RETURNS

Penn State men's basketball coach Patrick Chambers announced in December 2017 that alumnus and four-year Nittany Lion letterman, Jarrett Stephens '00, would be working with the program as a consultant.

Stephens, who played from 1996-2000, will assist student-athletes in student development areas, which include life skills development, the transition from high school to college, life after college, and community engagement.

Stephens completed his Penn State career at No. 5 on the Nittany Lions' all-time scoring list with 1,372 career points and was eighth with 703 career rebounds. He held the top spot in career field goal percentage at 58.3 for 17 years until current redshirt sophomore forward Mike Watkins claimed the No. 1 spot following the 2016-17 season.

Penn State's first-ever consensus first-team All-Big Ten selection, Stephens was an All-Big Ten Tournament and All-NIT Finals pick as well as a USWBA All-Region choice. Following his collegiate career, Stephens played professionally for nearly a decade with teams in Europe and South America.

THE HEARTBREAKERS

The one-point loss to Ohio State at the BJC on February 28, 2017, was Penn State's seventh Big Ten game decided in overtime or by one

possession during the 2016-17 season. Five of the 2016-17 conference losses were decided by five points or less: at Michigan (-3, 69-72); Indiana (-3, 75-78); Rutgers (-2, 68-70); Purdue (-4, 70-74 ot) and Ohio State (-1, 70-71).

NEW PLACES

Penn State guard and alumnus Tim Frazier (2009-14), who spent the 2016-17 season with the NBA's New Orleans Pelicans, was acquired by the Washington Wizards on the eve of the league's 2017 draft. In his final 15 games of last season, he dished out 76 assists while only committing 10 turnovers. Nittany Lion D.J. Newbill inked a new contract for 2017-18 and will play with the NBL's New Zealand Sky City Breakers.

Other Nittany Lion alumni competed for new teams this year as both Brandon Taylor (Jamtland, Sweden) and Donovan Jack (Bayer Giants Leverkusen) signed with new clubs in August. Talor Battle played for Petrol Olimpija in Ljubljana, Slovenia, in 2017-18 before announcing his retirement from professional basketball on Feb. 21.

THE PENN STATE COACHES SHOW PRESENTED BY PEPSI

"The Penn State Coaches Show Featuring Patrick Chambers Presented by Pepsi" is broadcast live on 40-plus affiliates and on LionVision on GoPSUsports.com each season. Fans can listen to encore presentations of this season's shows by following the links below.

In addition to Chambers, "The Penn State Coaches Show" includes segments with various coaches from other Penn State teams and athletics administrators.

Steve Jones, the radio play-by-play voice of the Nittany Lion basketball and football teams, is host of "The Penn State Coaches Show Presented by Pepsi" and was joined by Roger Corey, who also hosts the Penn State Sports Network's football pre-game Tailgate Show. Jeff Tarman is the producer of the show.

Games and all programs are available live and as encore broadcasts for free online and on the GoPSUsports mobile app.

The Penn State Sports Network is syndicated by Penn State Sports Properties, a property of Learfield Sports.

Catch the encore presentations here:

- Nov. 30 -- gopsu.info/MBBCoachesShow1130
- Dec. 7 -- gopsu.info/MBBCoachesShow127
- Dec. 14 -- gopsu.info/MBBCoachesShow1214
- Dec. 21 -- gopsu.info/MBBCoachesShow1221
- Jan. 4 -- gopsu.info/MBBCoachesShow14
- Jan. 11 -- gopsu.info/MBBCoachesShow11118
- Jan. 18 -- gopsu.info/MBBCoachesShow11818
- Jan. 22 -- gopsu.info/MBBCoachesShow12218
- Feb. 1 -- gopsu.info/MBBCoachesShow2118
- Feb. 8 -- gopsu.info/MBBCoachesShow2818
- Feb. 15 -- gopsu.info/MBBCoachesShow21518
- Feb. 22 -- gopsu.info/MBBCoachesShow22218
- Feb. 26 -- gopsu.info/MBBCoachesShow22218
- Mar. 8 -- gopsu.info/MBBCoachesShow3818

More than 40 radio stations in Pennsylvania and New York will carry Nittany Lion Basketball games during the 2017-18 season. Radio announcer Steve Jones, in his 36th year with Penn State, will handle the play-by-play with USBWA Hall of Famer Dick Jerardi of the Philadelphia Daily News serving as analyst. Broadcasts begin 30 minutes prior to tip-off with the "Penn State Bookstore Pre-game Show." Broadcasts conclude with the PA Propane Association Postgame Show post-game show featuring coach and player interviews, game statistics and scores from around the nation.

Broadcasts are also available on SiriusXM with channels for each game announced in game notes. A station carrying a partial schedule is denoted with an asterisk (*).

City/Market	Station	Signal
Allentown/		
Bethlehem/		
Easton*	WAEB	790-AM
Altoona	WVAM	1430-AM
Apollo	WAVL	910-AM
Avoca	WILK	103.1-FM
Bedford	WAYC	1600-AM
Bradford	WAGL	103.9-FM
Bradford	WAGL	99.1-FM
Clarion	WCCR	92.7-FM
Clearfield	WCPA	900-AM
Corry	WWCB	1370-AM
Coudersport	WAGL	103.9-FM
Coudersport	WAGL	99.1-FM
Erie	WPSE	1450-AM
Erie	WPSE	107.1-FM
Greensburg	WAVL	98.7-FM
Harrisburg	Sports Radio	96.5-FM
Harrisburg	Sports Radio	95.3-FM
Harrisburg	Sports Radio	1400-AM
Harrisburg	Sports Radio	93.5-FM (HD)
Hazleton	WKZN	1300-AM
Kane	WAGL	103.9-FM
Kane	WAGL	99.1-FM
Lansdale	WNPV	1440-AM
Lebanon	WLBR	1270-AM
Lewistown	WLIU	670-AM
Lewistown	WLIU	92.9-FM
New York Metro*	WVNJ	1160-AM
Oil City	WKQW	96.3-FM
Oil City	WKQW	1120-AM
Philadelphia	WNTP	990-AM
Philadelphia		
(if conflicts on WNTP)	WFIL	560-AM
Pittsburgh	WPIT	96.5-FM
Pittsburgh	WPIT	740-AM
Pottsville	WPPA	1360-AM
Reading	WIOV	1240-AM
Reading	WIOV	98.5-FM
Scranton	WBZU	910-AM
Smethport	WAGL	103.9-FM
Smethport	WAGL	99.1-FM
State College	WQWK	1450-AM
Sunbury	WKOK	1070-AM
Towanda	WTTT	1550-AM
Troy	WTZN	1310-AM
Tyrone	WTRN	1340-AM
Tyrone	WTRN	100.7-FM
Wilkes-Barre	WILK	980-AM
Williamsport	WRAK	1400-AM
York / Red Lion	WGLD	1440-AM

2017-18 GAME-BY-GAME COMPARISONS

Team	Result	FG-A	Pct.	3FG-A	Pct.	FT-A	Pct.	O	D	Tot	PF-DQ	A	TO	B	S	1H	2H	OT	F	Mar	
Campbell		25-62	.403	6-23	.261	19-23	.826	11	26	37	27	8	18	8	5	28	47	--	75		
Penn State	W 86-75	24-65	.369	5-19	.263	33-41	.805	15	29	44	+7	24	11	14	4	8	36	50	--	86	+11
Fairleigh Dickinson		20-47	.426	5-10	.500	12-18	.667	4	22	26	21	11	31	3	8	29	28	--	57		
Penn State	W 81-57	30-67	.448	4-16	.250	17-22	.773	18	24	42	+16	18	17	23	5	18	45	36	--	81	+24
Montana		22-56	.393	6-21	.286	7-15	.467	10	24	34	22	9	15	5	9	29	28	--	57		
Penn State	W 70-57	25-50	.500	6-12	.500	14-24	.583	4	28	32	-2	15	12	15	9	3	24	36	--	70	+13
Columbia		23-59	.390	8-19	.421	11-12	.917	8	25	33	17	12	20	4	3	35	30	--	65		
Penn State	W 79-65	27-65	.415	7-23	.304	18-22	.818	14	28	42	+9	14	11	13	7	10	38	41	--	79	+14
Penn State vs. Pittsburgh	W 85-54	34-59	.576	9-22	.409	8-18	.444	10	32	42	15	16	11	5	10	47	38	--	85		
		18-58	.310	10-29	.345	8-14	.571	10	22	32	+10	21	11	14	0	5	21	33	--	54	+31
Penn State vs. #16/19 Texas A&M	L 87-98	31-61	.508	5-19	.263	20-28	.714	9	14	23	21	15	10	5	14	40	47	--	87		
		33-54	.611	6-12	.500	26-29	.897	9	27	36	-13	21	18	16	5	5	42	56	--	98	+11
Oral Roberts		19-57	.333	6-16	.375	4-7	.571	14	16	30	13	8	18	3	7	19	29	--	48		
Penn State	W 86-48	32-57	.561	9-20	.450	13-19	.684	11	27	38	+8	13	16	10	7	14	38	48	--	86	+38
Penn State at N.C. State	L 78-85	29-67	.433	5-13	.385	15-23	.652	20	23	43	29	12	18	5	8	30	48	--	78		
		25-57	.439	10-16	.625	25-37	.676	13	22	35	+8	21	14	14	7	6	37	48	--	85	+7
Penn State at Iowa *	W 77-73	28-64	.438	12-23	.522	9-11	.818	11	19	30	22	19	14	7	8	39	38	--	77		
		28-55	.509	4-12	.333	13-21	.619	14	25	39	-9	15	16	18	6	5	34	39	--	73	-4
Wisconsin *		23-52	.442	5-11	.455	13-19	.684	8	28	36	23	13	10	4	8	31	33	--	64		
Penn State	L 63-64	20-56	.357	2-14	.143	21-25	.840	10	24	34	-2	16	12	11	13	6	25	38	--	63	-1
George Washington		19-52	.365	2-15	.133	14-20	.700	6	19	25	13	5	16	5	7	19	35	--	54		
Penn State	W 74-54	29-60	.483	7-16	.438	9-16	.563	15	27	42	+17	21	14	15	4	7	48	26	--	74	+20
Penn State at George Mason	W 72-54	28-57	.491	6-19	.316	10-16	.625	8	28	36	18	13	12	4	11	38	34	--	72		
		20-54	.370	0-14	.000	14-17	.824	9	23	32	+4	18	6	15	2	7	18	36	--	54	+18
Binghamton		27-66	.409	9-23	.391	2-5	.400	13	18	31	18	11	15	2	8	36	29	--	65		
Penn State	W 80-65	31-54	.574	10-17	.588	8-15	.533	9	27	36	+5	10	17	17	4	7	39	41	--	80	+15
Rider		26-64	.406	9-27	.333	10-19	.526	10	30	40	20	11	12	2	5	31	40	--	71		
Penn State	L 70-71	26-62	.419	9-23	.391	9-15	.600	10	32	42	+2	19	16	13	12	7	35	35	--	70	-1
Coppin State		14-46	.304	6-20	.300	9-14	.643	4	20	24	18	8	18	2	5	23	20	--	43		
Penn State	W 88-43	28-57	.491	14-28	.500	18-23	.783	11	30	41	+17	11	22	10	4	10	43	45	--	88	+45
Penn State at Maryland *	L 69-75	29-69	.420	9-26	.346	2-4	.500	12	26	38	24	20	6	3	4	34	35	--	69		
		24-53	.453	4-13	.308	23-34	.676	9	29	38	+/- 0	12	13	5	1	2	30	45	--	75	+6
Northwestern *		23-62	.371	11-28	.393	6-6	1.00	10	17	27	21	11	15	2	8	34	29	--	63		
Penn State	W 78-63	30-55	.545	3-13	.231	15-23	.652	12	28	40	+13	11	15	16	8	9	41	37	--	78	+15
Penn State at Indiana *	L 70-74	26-52	.500	6-14	.429	12-18	.667	5	26	31	20	8	14	4	5	31	39	--	70		
		25-62	.403	6-27	.222	18-22	.818	12	24	36	-5	20	14	9	1	6	35	39	--	74	-4
Nebraska *		25-68	.368	9-26	.346	15-24	.625	11	25	36	17	12	7	6	7	24	41	9	74		
Penn State	W 76-74 ot	26-66	.394	7-20	.350	17-24	.708	14	34	48	+12	18	15	14	4	3	33	32	11	76	+2
Minnesota *		35-66	.530	10-17	.588	15-23	.652	9	36	45	14	12	12	3	2	41	33	21	95		
Penn State	L 84-95 ot	33-74	.446	7-22	.318	11-15	.733	8	26	34	-11	18	12	4	5	8	37	37	10	84	-11
Penn State at Northwestern *	L 61-70	22-43	.512	7-19	.368	10-12	.833	6	19	25	18	11	14	6	1	35	26	--	61		
		28-65	.431	5-19	.263	9-14	.643	16	16	32	-7	17	16	7	2	5	33	37	--	70	-9
Penn State at 13/13 Ohio State *	W 82-79	28-48	.583	11-14	.786	15-20	.750	6	15	21	13	10	10	1	2	38	44	--	82		
		28-50	.560	7-15	.467	16-16	1.000	7	18	25	-4	16	12	11	4	5	37	42	--	79	+3
Rutgers *		16-51	.314	4-17	.235	7-9	.778	2	25	27	15	10	16	3	7	23	20	--	43		
Penn State	W 60-43	24-55	.436	5-18	.278	7-12	.583	9	33	42	+15	13	12	16	5	7	28	32	--	60	+17
Penn State at Michigan State *	L 68-76	26-69	.377	7-24	.292	9-11	.818	9	20	29	21	13	8	3	10	30	38	--	68		
		24-28	.500	8-17	.471	20-25	.800	5	35	40	-11	14	18	16	7	5	24	52	--	76	-8
Iowa *		21-55	.382	1-10	.100	15-22	.682	12	18	30	14	7	13	1	4	28	30	--	58		
Penn State	W 82-58	35-64	.547	5-15	.333	7-10	.700	11	26	37	+7	19	13	11	6	5	47	35	--	82	+24
Maryland *		25-46	.543	9-17	.529	11-14	.786	4	19	23	17	14	14	2	6	35	35	--	70		
Penn State	W 74-70	27-52	.519	9-21	.429	11-18	.611	9	18	27	+4	12	14	10	3	6	41	33	--	74	+4
Penn State at Illinois *	W 74-52	30-55	.545	7-24	.292	7-11	.636	9	19	28	16	20	11	3	6	37	37	--	74		
		20-51	.392	5-19	.263	7-12	.583	14	18	32	-4	16	10	16	0	5	36	16	--	52	+22
8/9 Ohio State *		21-54	.389	2-15	.133	12-17	.706	8	22	30	21	9	10	3	7	21	35	--	56		
Penn State	W 79-56	26-54	.481	9-20	.450	18-27	.667	10	28	38	+8	19	14	11	7	8	45	34	--	79	+23
Penn State at 6/7 Purdue *	L 73-76	28-56	.500	9-18	.500	8-13	.615	11	24	35	22	14	15	5	5	36	37	--	73		
		26-53	.491	7-20	.350	17-27	.630	9	19	28	+7	18	13	9	4	9	32	44	--	76	-3
17/16 Michigan *		23-51	.451	10-21	.476	16-19	.842	6	28	34	15	15	12	6	8	34	38	--	72		
Penn State	L 63-72	25-59	.424	7-18	.389	6-11	.545	9	24	33	-1	19	10	10	6	6	26	37	--	63	-9
Penn State at Nebraska *	L 64-76	24-59	.407	4-17	.235	12-19	.632	10	18	28	19	6	13	3	11	17	47	--	64		
		28-57	.491	4-13	.308	16-23	.696	14	31	45	-17	14	16	15	3	6	34	42	--	76	-12
Northwestern		21-52	.404	5-19	.263	10-15	.667	11	27	38	15	12	9	5	2	30	30	--	57		
Penn State	W 65-57	22-61	.361	13-29	.448	8-12	.667	13	24	37	-1	14	12	5	4	3	30	35	--	65	+8
Penn State vs. 13/14 Ohio State	W 69-68	22-58	.379	9-19	.474	16-20	.800	14	25	39	15	14	9	2	5	33	36	--	69		
		26-59																			

2017-18 GAME-BY-GAME LEADERS

	OPP.	RESULT	DBL FIG	POINTS	REBOUNDS	ASSISTS	BLOCKS	STEALS
11/10	CAMPBELL	W, 86-75	2	Carr (33)	Carr (9) T•	Carr (7) •	Stevens (2) T•	Reaves (3) •
11/12	FAIRLEIGH DICKINSON	W, 81-57	5	Carr (20) •	Reaves (9) •	Carr (7) •	Watkins (3) •	Reaves (4) •
11/15	MONTANA	W, 70-57	3	Stevens (25) •	Stevens (7) T•	Garner/Wheeler (3)	Watkins (4) •	Stevens (2)
11/17	COLUMBIA	W, 79-65	5	Garner (26) •	Watkins (14) •	Wheeler (4)	Watkins (6) •	Garner/Wheeler (3) T•
11/20	vs. Pittsburgh	W, 85-54	6	Carr (16)	Stevens (8)	Carr (5) •	Watkins (3) •	Bostick (4) •
11/21	vs. 16/19 Texas A&M	L, 87-98	2	Carr (31) •	Stevens (7)	Stevens (5)	Stevens/Watkins (2) T•	Carr/Reaves (4) T•
11/24	ORAL ROBERTS	W, 86-48	4	Bostick/Wheeler (14) T•	Wheeler (7) •	Carr (5) •	Watkins (3) •	Wheeler (5) •
11/29	at N.C. State	L, 78-85	3	Carr (29) •	Watkins (14) •	Reaves (5) •	Watkins (2)	Wheeler (3) T•
12/2	at Iowa*	W, 77-73	4	Stevens (22)	Watkins (7)	Carr (9) •	Watkins (3) T•	Reaves/Stevens (2) T•
12/4	Wisconsin*	L, 63-64	3	Watkins (22) •	Carr (9)	Reaves (5) •	Watkins (7) •	Carr/Garner (2) T•
12/9	George Washington	W, 74-54	5	Carr (19) •	Watkins (12) •	Carr (4) •	Watkins (4) •	Reaves (3) •
12/17	at George Mason	W, 72-54	3	Stevens (23) •	Stevens/Watkins (12) T•	Reaves (4) •	Stevens/Watkins (2) T•	Wheeler (6) •
12/19	BINGHAMTON	W, 80-65	5	Stevens (16) •	Watkins (11) •	Carr (9) •	Watkins (3) •	Reaves (2)
12/22	RIDER	L, 70-71	5	Garner (18) •	Reaves (13) •	Reaves (8) •	Moore/Watkins (4) T•	Reaves (5) •
12/30	COPPIN STATE	W, 88-43	4	Carr (21) •	Wheeler (7) •	Reaves (7) •	Watkins (3) •	Reaves (5) •
1/2	at Maryland	L, 69-75	3	Watkins (17)	Watkins (17) •	Carr (8) •	Watkins (2) •	Wheeler (3) •
1/5	NORTHWESTERN	W, 78-63	3	Stevens (30) •	Watkins (17) •	Carr/Wheeler (5) T•	Watkins (4) •	Wheeler (3) T•
1/9	at Indiana	L, 70-74	3	Carr (28) •	Watkins (12) •	Carr (3)	Wheeler (2) •	Watkins (2)
1/12	NEBRASKA	W, 76-74 ot	3	Stevens (26) •	Watkins (15) •	Carr (8) •	Moore (3) •	Bostick/Carr/Wheeler (1)
1/15	MINNESOTA	L, 84-95 ot	4	Carr (33) •	Watkins (11)	Carr, Garner (3) T•	Stevens/Watkins (2) T•	Watkins/Wheeler(2) T•
1/20	at Northwestern	L, 61-70	2	Garner (22) •	Watkins (8) •	Carr (6) •	Watkins (3) •	Wheeler (1) T•
1/25	at 13/13 Ohio State	W, 82-79	4	Carr (28) •	Stevens (6)	Carr (5) T•	Stevens (1)	Bostick/Stevens (1)
1/27	RUTGERS	W, 60-43	3	Carr (16) •	Watkins (19) •	Carr (4) T•	Watkins (3) •	Reaves (4) •
1/31	at 5/4 Michigan State	L, 68-76	2	Carr (28) •	Reaves (7)	Carr (7)	Bostick, Carr, Moore (1)	Reaves (5) •
2/3	IOWA	W, 82-58	4	Watkins (19) T•	Watkins (10) •	Reaves (5)•	Stevens (4) •	Watkins (2) •
2/7	MARYLAND	W, 74-70	4	Stevens (25) •	Reaves (9) T•	Carr (6) •	Stevens (2) •	Watkins (3) T•
2/11	at Illinois	W, 74-52	5	Garner (16)	Stevens/Carr (6) T•	Carr (6) •	Carr/Garner/Moore (1) T•	Wheeler (2)
2/15	8/9 OHIO STATE	W, 79-56	4	Carr (30) •	Watkins (10) •	Carr (6) •	Moore (3) •	Reaves/Stevens (3) T•
2/18	at 6/7 Purdue	L, 73-76	3	Carr (19)	Reaves (7) •	Carr (5) •	Carr/Harrar Pierce/Stevens (1) T•	Bostick/Carr/Pierce Stevens/Wheeler (1) T•
2/21	17/16 MICHIGAN	L, 62-72	3	Carr (21) •	Stevens (8) T•	Carr (6) •	Carr, Stevens (2)	Reaves (3) T•
2/25	at Nebraska	L, 64-76	3	Carr (27) •	Reaves/Stevens (7)	Reaves (3)	Stevens (3) •	Reaves (7) •
3/1	vs. Northwestern-BTT	W, 65-57	3	Carr (25) •	Reaves (8)	Carr (4)	Moore (3) •	Garner/Reaves/Wheeler (1) T•
3/2	vs. Ohio State-BTT	w, 69-68	3	Carr (25) T•	Reaves/Stevens (7) T•	Carr (5)	Carr/Moore/Stevens (1)	Wheeler (2) •
3/3	vs. Purdue-BTT	L, 70-78	3	Garner (33) •	Carr (9) •	Carr (4)	Harrar/Pierce (1)	Garner (3) •
3/14	TEMPLE-NIT	W, 63-57	4	Reaves (19) •	Reaves (11)	Carr (5) •	Stevens (2) T•	Carr, Garner, Moore Reaves, Zemgulis (1)
3/17	at Notre Dame-NIT	W, 73-63	4	Carr (24) •	Reaves (9) T•	Carr (4) •	Harrar (2)	Reaves (3) •
3/20	at Marquette-NIT	W, 85-80	3	Stevens (30) •	Harrar (9) T•	Carr (7)	Moore (1)	Wheeler (2) T•

• -- indicates game-high total

T• -- indicates tie for game-high total

■ 2017-18 Penn State individual season high

2016-17 STARTERS

OPP.	G	G	G/F	F	F/C	Rec
Albany	Carr	Garner	Samuel	Stevens	Watkins	0-1
Duquesne	Carr	Garner	Banks	Stevens	Watkins	1-0
GRAND CANYON	Carr	Garner	Banks	Stevens	Watkins	2-0
vs. Duke	Carr	Garner	Banks	Stevens	Watkins	2-1
vs. Cincinnati	Carr	Garner	Banks	Stevens	Watkins	2-2
COLGATE	Carr	Garner	Banks	Stevens	Watkins	3-2
@ Geo. Wash.	Carr	Garner	Banks	Stevens	Watkins	4-2
GA. TECH	Carr	Garner	Banks	Stevens	Watkins	5-2
WRIGHT ST.	Carr	Garner	Banks	Stevens	Watkins	6-2
GEO. MASON	Carr	Garner	Banks	Stevens	Watkins	6-3
vs. Pitt	Carr	Garner	Reaves	Stevens	Watkins	0-1
@ St. John's	Carr	Garner	Reaves	Stevens	Watkins	1-1
MORGAN ST.	Carr	Garner	Reaves	Stevens	Watkins	2-1
N'WESTERN	Carr	Garner	Reaves	Stevens	Watkins	2-2
@ Rutgers	Carr	Reaves	Banks	Stevens	Moore	1-0
@ Michigan	Carr	Reaves	Banks	Stevens	Moore	1-1
vs. Michigan St.	Carr	Garner	Reaves	Stevens	Moore	1-0
MINNESOTA	Carr	Garner	Reaves	Stevens	Moore	2-0
INDIANA	Carr	Garner	Reaves	Stevens	Moore	2-1
@ Purdue	Carr	Garner	Reaves	Stevens	Watkins	2-3
@ Wisconsin	Carr	Garner	Reaves	Stevens	Moore	2-2
ILLINOIS	Carr	Garner	Reaves	Stevens	Moore	3-2
@ Indiana	Carr	Garner	Reaves	Stevens	Moore	3-3
RUTGERS	Carr	Garner	Reaves	Stevens	Moore	3-4
MARYLAND	Carr	Garner	Reaves	Stevens	Watkins	3-3
at Illinois	Carr	Garner	Reaves	Stevens	Watkins	4-3
at Nebraska	Carr	Garner	Reaves	Stevens	Watkins	4-4
PURDUE	Carr	Garner	Reaves	Stevens	Watkins	4-5
at Minnesota	Carr	Garner	Reaves	Stevens	Watkins	4-6
OHIO STATE	Carr	Garner	Reaves	Stevens	Watkins	4-7
at Iowa	Carr	Garner	Reaves	Stevens	Watkins	4-8
Nebraska-BTT	Carr	Reaves	Banks	Stevens	Watkins	1-0
Michigan State-BTT	Carr	Reaves	Banks	Stevens	Watkins	1-1

2017-18 STARTERS

OPP.	G	G	G/F	F	F/C	Rec
Campbell	Carr	Garner	Reaves	Stevens	Moore	1-0
Fairleigh Dickinson	Carr	Garner	Reaves	Stevens	Watkins	1-0
Montana	Carr	Garner	Reaves	Stevens	Watkins	2-0
Columbia	Bostick	Garner	Moore	Stevens	Watkins	1-0
vs. Pittsburgh	Carr	Garner	Reaves	Stevens	Watkins	3-0
Texas A&M	Carr	Garner	Reaves	Stevens	Watkins	3-1
Oral Roberts	Carr	Garner	Reaves	Stevens	Watkins	4-1
at N.C. State	Carr	Garner	Reaves	Stevens	Watkins	4-2
at Iowa	Carr	Garner	Reaves	Stevens	Watkins	5-2
Wisconsin	Carr	Garner	Reaves	Stevens	Watkins	5-3
Geo. Washington	Carr	Garner	Reaves	Stevens	Watkins	6-3
at George Mason	Bostick	Garner	Reaves	Stevens	Watkins	1-0
Binghamton	Carr	Garner	Reaves	Stevens	Watkins	7-3
Rider	Carr	Garner	Reaves	Stevens	Watkins	7-4
Coppin State	Carr	Garner	Reaves	Stevens	Watkins	8-4
at Maryland	Carr	Garner	Reaves	Stevens	Watkins	8-5
Northwestern	Carr	Garner	Reaves	Stevens	Watkins	9-5
at Indiana	Carr	Garner	Bostick	Stevens	Watkins	0-1
Nebraska	Carr	Garner	Wheeler	Stevens	Watkins	1-0
Minnesota	Carr	Garner	Wheeler	Stevens	Watkins	1-1
at Northwestern	Carr	Garner	Wheeler	Stevens	Watkins	1-2
at Ohio State	Carr	Garner	Zemgulis	Stevens	Watkins	1-0
Rutgers	Carr	Garner	Zemgulis	Stevens	Watkins	2-0
at Michigan State	Carr	Garner	Reaves	Stevens	Watkins	9-6
Iowa	Carr	Garner	Reaves	Stevens	Watkins	10-6
Maryland	Carr	Garner	Reaves	Stevens	Watkins	11-6
at Illinois	Carr	Garner	Reaves	Stevens	Watkins	12-6
Ohio State	Carr	Garner	Reaves	Stevens	Watkins	13-6
at Purdue	Carr	Garner	Reaves	Stevens	Watkins	13-7
Michigan	Carr	Garner	Reaves	Stevens	Moore	1-1
at Nebraska	Carr	Garner	Reaves	Stevens	Moore	1-2
Northwestern-BTT	Carr	Garner	Reaves	Stevens	Harrar	1-0
Ohio State--BTT	Carr	Garner	Reaves	Stevens	Harrar	2-0
Purdue--BTT	Carr	Garner	Reaves	Stevens	Harrar	2-1
Temple-NIT	Carr	Garner	Reaves	Stevens	Harrar	3-1
at Notre Dame-NIT	Carr	Garner	Reaves	Stevens	Harrar	4-1
at Marquette-NIT	Carr	Garner	Reaves	Stevens	Harrar	5-1

2017-18 PENN STATE & OPPONENT HIGHS & LOWS

PENN STATE TEAM HIGHS

POINTS	88	COPPIN STATE, 12/30/17
	87	vs. Texas A&M, 11/21/17
	86	ORAL ROBERTS, 11/24/17
	86	CAMPBELL, 11/10/17
	85	at Marquette-NIT, 3/20/18
	85	vs. Pittsburgh, 11/20/17
FIELD GOALS MADE	35	IOWA, 2/3/18
	34	vs. Pittsburgh, 11/20/17
FIELD GOAL ATTEMPTS	74	MINNESOTA (ot), 1/15/18
	69	at Michigan State, 1/31/18
	69	at Maryland, 1/2/18
FG PERCENTAGE	.583, 28-48	at Ohio State, 1/25/18
	.576, 34-59	vs. Pittsburgh, 11/20/17
3 PT FG MADE	14	COPPIN STATE, 12/30/17
	13	vs. Northwestern-BTT, 3/1/18
3 PT FG ATTEMPTS	29	vs. Northwestern-BTT, 3/1/18
	28	vs. COPPIN STATE, 12/30/17
3 PT FG PERCENTAGE	.786, 11-14	at Ohio State, 1/25/18
	.588, 10-17	BINGHAMTON, 12/19/17
FREE THROWS MADE	33	CAMPBELL, 11/10/17
	22	vs. Purdue-BTT, 3/3/18
FREE THROW ATTEMPTS	41	CAMPBELL, 11/10/17
	30	vs. TEMPLE-NIT, 3/14/18
FT PERCENTAGE	.840, 21-25	WISCONSIN, 12/4/17
	.833, 10-12	at Northwestern, 1/20/18
REBOUNDS	48	NEBRASKA (ot), 1/12/18
	44	CAMPBELL, 11/10/17
ASSISTS	22	COPPIN STATE, 12/30/17
	20	2x, last at Illinois, 2/11/18
STEALS	18	FAIRLEIGH DICKINSON, 11/12/17
	14	2x, last ORAL ROBERTS, 11/24/17
BLOCKED SHOTS	13	WISCONSIN, 12/4/17
	12	RIDER, 12/22/17
TURNOVERS	23	FAIRLEIGH DICKINSON, 11/12/17
	18	at NC State, 11/29/17
FOULS	29	at NC State, 11/29/17
	24	2x, last at Maryland, 1/2/18

PENN STATE TEAM LOWS

POINTS	60	RUTGERS, 1/27/18
	61	at Northwestern, 1/20/18
FIELD GOALS MADE	18	vs. TEMPLE-NIT, 3/14/18
	20	2x, last vs. Purdue-BTT, 3/3/18
FIELD GOAL ATTEMPTS	43	at Northwestern, 1/20/18
	48	at Ohio State, 1/25/18
FG PERCENTAGE	.339, 20-59	vs. Purdue-BTT, 3/3/18
	.357, 20-56	WISCONSIN, 12/4/17
3 PT FIELD GOALS MADE	2	WISCONSIN, 12/4/17
	3	NORTHWESTERN, 1/5/18
3 PT FG ATTEMPTS	12	MONTANA, 11/15/17
	13	2x, last NORTHWESTERN, 1/5/18
3 PT FG PERCENTAGE	.143, 2-14	WISCONSIN, 12/4/17
	.231, 3-13	NORTHWESTERN, 1/5/18
FREE THROWS MADE	2	at Maryland, 1/2/18
	6	MICHIGAN, 2/21/18
FREE THROW ATTEMPTS	4	at Maryland, 1/2/18
	10	IOWA, 2/3/18
FT PERCENTAGE	.444, 8-18	vs. Pittsburgh, 11/20/17
	.500, 2-4	at Maryland, 1/2/18
REBOUNDS	21	at Ohio State, 1/25/18
	23	vs. Texas A&M, 11/21/17
ASSISTS	6	at Nebraska, 2/25/18
	8	at Indiana, 1/9/18
STEALS	1	at Northwestern, 1/20/18
	2	at Ohio State, 1/25/18
BLOCKED SHOTS	1	at Ohio State, 1/25/18
	2	vs. Purdue-BTT, 3/3/18
TURNOVERS	4	MINNESOTA (ot), 1/15/18
	6	at Maryland, 1/2/18
FOULS	10	BINGHAMTON, 12/19/17
	11	2x, last NORTHWESTERN, 1/5/18

OPPONENT TEAM HIGHS

POINTS	98	vs. Texas A&M, 11/21/17
	95	MINNESOTA (ot), 1/15/18
	85	at NC State, 11/29/17
	80	at Marquette-NIT, 3/20/18
	79	at Ohio State, 1/25/18
FIELD GOALS MADE	35	MINNESOTA (ot), 1/15/18
	33	vs. Texas A&M, 11/21/17
FIELD GOAL ATTEMPTS	68	NEBRASKA (ot), 1/12/18
	66	2x, last MINNESOTA (ot), 1/15/18
FG PERCENTAGE	.611, 33-54	vs. Texas A&M, 11/21/17
	.560, 28-50	at Ohio State, 1/25/18
3 PT FIELD GOALS MADE	12	at Marquette-NIT, 3/20/18
	11	2x, last vs. Purdue-BTT, 3/3/18
3 PT FG ATTEMPTS	29	at Marquette-NIT, 3/20/18
	29	vs. Pittsburgh, 11/20/17
	28	NORTHWESTERN, 1/5/18
3 PT FG PERCENTAGE	.625, 10-16	at NC State, 11/29/17
	.588, 10-17	MINNESOTA (ot), 1/15/18
FREE THROWS MADE	26	vs. Texas A&M, 11/21/17
	25	at NC State, 11/29/17
FREE THROW ATTEMPTS	37	at NC State, 11/29/17
	34	at Maryland, 1/2/18
FT PERCENTAGE	1.000, 16-16	at Ohio State, 1/25/18
	1.000, 6-6	NORTHWESTERN, 1/5/18
	.917, 11-12	COLUMBIA, 11/17/17
REBOUNDS	45	at Nebraska, 2/25/18
	45	MINNESOTA (ot), 1/15/18
	40	at Michigan State, 1/31/18
	40	RIDER, 12/22/17
ASSISTS	18	at Michigan State, 1/31/18
	18	vs. Texas A&M, 11/21/17
	16	at Northwestern, 1/20/18
	16	at Iowa, 12/4/17
STEALS	9	2x, last at Purdue, 2/18/18
	8	4x, last NORTHWESTERN, 1/5/18
BLOCKED SHOTS	8	CAMPBELL, 11/10/17
	7	3x, last at Notre Dame-NIT, 3/17/18
TURNOVERS	31	FAIRLEIGH DICKINSON, 11/12/17
	20	COLUMBIA, 11/17/17
FOULS	27	CAMPBELL, 11/10/17
	23	WISCONSIN, 12/4/17

OPPONENT TEAM LOWS

POINTS	43	RUTGERS, 1/27/18
	43	COPPIN STATE, 12/30/17
	48	ORAL ROBERTS, 11/24/17
	52	at Illinois, 2/11/18
	54	at George Mason, 12/17/17
	54	GEORGE WASHINGTON, 12/9/17
	54	vs. Pittsburgh, 11/20/17
FIELD GOALS MADE	14	COPPIN STATE, 12/30/17
	16	RUTGERS, 1/27/18
FIELD GOAL ATTEMPTS	46	2x, last MARYLAND, 2/7/18
	47	FAIRLEIGH DICKINSON, 11/12/17
FG PERCENTAGE	.304, 14-46	COPPIN STATE, 12/30/17
	.310, 18-58	vs. Pittsburgh, 11/20/17
3 PT FIELD GOALS MADE	0	at George Mason, 12/17/17
	1	IOWA, 2/3/18
3 PT FG ATTEMPTS	10	2x, last by IOWA, 2/3/18
	11	WISCONSIN, 12/4/17
3 PT FG PERCENTAGE	.000, 0-14	at George Mason, 12/17/17
	.100, 1-10	IOWA, 2/3/18
FREE THROWS MADE	2	BINGHAMTON, 12/19/17
	4	ORAL ROBERTS, 11/24/17
FREE THROW ATTEMPTS	5	BINGHAMTON, 12/19/17
	6	NORTHWESTERN, 1/5/18
FT PERCENTAGE	.357, 5-14	TEMPLE-NIT, 3/14/18
	400, 2-5	BINGHAMTON, 12/19/17
REBOUNDS	23	MARYLAND, 2/7/18
	24	COPPIN STATE, 12/30/17
ASSISTS	5	GEORGE WASHINGTON, 12/9/17
	6	at George Mason, 12/17/17
STEALS	2	3x, last s. Northwestern-BTT, 3/1/18
BLOCKED SHOTS	0	2x, last at Illinois, 2/11/18
	1	3x, last IOWA, 2/3/18
TURNOVERS	5	at Maryland, 1/2/18
	7	2x, last at Northwestern, 1/20/18
FOULS	12	at Maryland, 1/2/18
	13	2x, last GEORGE WASHINGTON, 12/9/17

Home games indicated by CAPS.

2017-18 INDIVIDUAL HIGHS

PENN STATE

Points	33	Shep Garner, Purdue-BTT, 3/3/18
	33	Tony Carr vs MINNESOTA ot, 1/15/18
	33	Tony Carr vs CAMPBELL, 11/10/17
	31	Tony Carr vs Texas A&M, 11/21/17
	30	Lamar Stevens at Marquette-NIT, 3/20/18
	30	Tony Carr vs. OHIO STATE, 2/15/18
	30	Lamar Stevens vs NORTHWESTERN, 1/5/18
	29	Tony Carr at NC State, 11/29/17
Field Goals Made	14	Lamar Stevens at Marquette-NIT, 3/20/18
	14	Lamar Stevens vs NORTHWESTERN, 1/5/18
	12	Tony Carr vs MINNESOTA ot, 1/15/18
	12	Tony Carr at NC State, 11/29/17
Field Goal Att.	30	Tony Carr vs MINNESOTA ot, 1/15/18
	25	Tony Carr at NC State, 11/29/17
FG Pct. min 10 made	.833, 10-12	Lamar Stevens vs. MARYLAND, 2/7/18
	.737, 14-19	Lamar Stevens vs NORTHWESTERN, 1/5/18
3-Point FG Made	6	Shep Garner, Purdue-BTT, 3/3/18
	6	Tony Carr, vs. Northwestern-BTT, 3/1/18
	6	Shep Garner at Northwestern, 1/20/18
	6	Shep Garner vs RIDER, 12/22/17
	5	Shep Garner vs BINGHAMTON, 12/19/17
	5	Shep Garner vs COLUMBIA, 11/17/17
3-Point FG Att.	13	Shep Garner at Illinois, 2/11/18
	11	4x, S. Garner last at Northwestern, 1/20/18
3-Pt FG Pct. min 3 made	1,000, 4-4	Tony Carr vs Pittsburgh, 11/20/17
	.800, 4-5	Tony Carr at Ohio State, 1/25/18
	.800, 4-5	Shep Garner at Ohio State, 1/25/18
Free Throws Made	13	Tony Carr vs CAMPBELL, 11/10/17
	11	Tony Carr at Marquette-NIT, 3/20/18
	11	Shep Garner, Purdue-BTT, 3/3/18
Free Throw Att.	15	Tony Carr vs CAMPBELL, 11/10/17
	14	Tony Carr, at Marquette-NIT, 3/20/18
FT Pct. min 5 made	1,000, 9-9	Tony Carr vs FAIRLEIGH DICKINSON, 11/12/17
	1,000, 6-6	Julian Moore vs. TEMPLE-NIT, 3/14/18
	1,000, 6-6	Tony Carr at Michigan State, 1/31/18
	1,000, 6-6	Tony Carr vs MINNESOTA ot, 1/15/18
	1,000, 6-6	Tony Carr vs WISCONSIN, 12/4/17
	1,000, 6-6	Lamar Stevens at Iowa, 12/2/17
	1,000, 6-6	Nazeer Bostick at NC State, 11/29/17
	1,000, 6-6	Nazeer Bostick vs COLUMBIA, 11/17/17
	1,000, 5-5	Lamar Stevens, Ohio State-BTT, 3/3/18
	1,000 5-5	Mike Watkins vs COPPIN STATE, 12/30/17
Rebounds	19	Mike Watkins vs RUTGERS, 1/27/18
	17	Mike Watkins vs NORTHWESTERN, 1/5/18
	17	Mike Watkins at Maryland, 1/2/18
Assists	9	Tony Carr vs BINGHAMTON, 12/19/17
	9	Tony Carr at Iowa, 12/2/17
Steals	7	Josh Reaves at Nebraska, 2/25/18
	6	Jamari Wheeler at George Mason, 12/17/17
Blocked Shots	7	Mike Watkins vs WISCONSIN, 12/4/17
	6	Mike Watkins vs COLUMBIA, 11/17/17
Minutes	43	Tony Carr vs MINNESOTA ot, 1/15/18
	41	Shep Garner vs MINNESOTA ot, 1/15/18
	40	Shep Garner, at Marquette-NIT, 3/20/18
	40	Lamar Stevens, at Marquette-NIT, 3/20/18
	40	Josh Reaves, at Notre Dame-NIT, 3/17/2018
	40	Tony Carr, at Notre Dame-NIT, 3/17/2018
	40	Shep Garner vs. TEMPLE-NIT, 3/14/18
	40	Shep Garner, vs Purdue-BTT, 3/3/18
	40	Lamar Stevens vs MARYLAND, 2/7/18
	40	Lamar Stevens vs MINNESOTA ot, 1/15/18
	40	Tony Carr vs NEBRASKA ot, 1/12/18
	40	Lamar Stevens vs NEBRASKA ot, 1/12/18

OPPONENT

Points	39	Chris Clemons, CAMPBELL, 11/10/17
	29	Andrew Rowsey, Marquette-NIT, 3/20/2018
	27	Carsen Edwards, Purdue-BTT, 3/3/18
	27	Carsen Edwards, Purdue, 2/18/18
	25	Keita Bates-Diop, Ohio State-BTT, 3/2/18
	25	Keita Bates-Diop, Ohio State, 1/25/18
	25	Nate Mason, MINNESOTA ot, 1/15/18
	24	Dupree McBrayer, MINNESOTA ot, 1/15/18
	23	Miles Bridges, Michigan State, 1/31/18
	23	Tyler Cook, Iowa, 12/02/17
Field Goals Made	12	Chris Clemons, CAMPBELL, 11/10/17
	10	Keita Bates-Diop, Ohio State-BTT, 3/2/18
	10	Jordan Murphy, MINNESOTA ot, 1/15/18
	10	Robert Williams, Texas A&M, 11/21/17
Field Goal Att.	29	Chris Clemons, CAMPBELL, 11/10/17
	22	Mike Smith, COLUMBIA, 11/17/17
FG Pct. min 10 made	.833, 10-12	Robert Williams, Texas A&M, 11/21/17
	.588, 10-17	Jordan Murphy, MINNESOTA ot, 1/15/18
3-Point FG Made	6	Andrew Rowsey, Marquette-NIT, 3/20/18
	6	Carsen Edwards, Purdue-BTT, 3/3/18
	5	Jared Wilson-Frame, Pittsburgh, 11/20/17
3-Point FG Att.	12	Jared Wilson-Frame, Pittsburgh, 11/20/17
	11	Andrew Rowsey, Marquette-NIT, 3/20/18
	11	Scottie Lindsey, NORTHWESTERN, 1/5/18
3-Pt FG Pct. min 3 made	1,000, 3-3	Anthony Cowan, MARYLAND, 2/7/18
	1,000, 3-3	Omer Yurtseven, NC State, 11/29/17
	.800, 4-5	Nate Mason, MINNESOTA ot, 1/15/18
	.800, 4-5	Sam Hunt, NC State, 11/29/17
Free Throws Made	13	Chris Clemons, CAMPBELL, 11/10/17
	9	Kevin Huerter, Maryland, 1/2/18
	9	Justin Kier, George Mason, 12/17/17
	9	Tyler Cook, Iowa, 12/2/17
Free Throw Att.	15	Chris Clemons, CAMPBELL, 11/10/17
	13	Tyler Cook, Iowa, 12/2/17
FT Pct. min 5 made	1,000, 9-9	Kevin Huerter, Maryland, 1/2/18
	1,000, 9-9	Justin Kier, George Mason, 12/17/17
	1,000, 7-7	Duane Wilson, Texas A&M, 11/21/17
	1,000, 6-6	Miles Bridges, Michigan State, 1/31/18
	1,000, 5-5	T.J. Gibbs, Notre Dame-NIT, 3/17/18
	1,000, 5-5	Isaac Hass, Purdue-BTT, 3/3/18
	1,000, 5-5	Bruno Fernando, MARYLAND, 2/7/18
	1,000, 5-5	Jae'Sean Tate, Ohio State, 1/25/18
	1,000, 5-5	Keita Bates-Diop, Ohio State, 1/25/18
Rebounds	19	Jordan Murphy, MINNESOTA ot, 1/15/18
	12	Ernest Aflakpui, TEMPLE-NIT, 3/14/18
	12	Isaac Copeland, Nebraska, 2/25/18
	12	Tyler Cook, Iowa, 12/2/17
	12	Torin Dorn, NC State, 11/29/17
Assists	10	Cassius Winston, Michigan State, 1/31/18
	8	Andrew Rowsey, Marquette-NIT, 3/20/18
Steals	3	Zavier Simpson, MICHIGAN, 2/21/18
	3	Carsen Edwards, Purdue, 2/18/18
	3	Trent Frazier, Illinois, 2/11/18
	3	Anthony Cowan, MARYLAND, 2/7/18
	3	Zach McRoberts, Indiana, 1/9/18
	3	Vic Law, NORTHWESTERN, 1/5/18
	3	Willie Rodriguez, BINGHAMTON, 12/19/17
	3	Markell Johnson, NC State, 11/29/17
	3	Ahmaad Rorie, MONTANA, 11/15/17
Blocked Shots	3	Bonzie Colson, at Notre Dame-NIT, 3/17/18
	3	Kam Williams, Ohio State-BTT, 3/2/18
	3	Barret Benson, Northwestern-BTT, 3/1/18
	3	Duncan Robinson, MICHIGAN, 2/21/18
	3	Jaren Jackson Jr., Michigan State, 1/31/18
	3	Jack Nunge, Iowa, 12/2/17
	3	Torin Dorn, NC State, 11/29/17

PENN STATE: LAST TIME IT HAPPENED

TEAM WON / LOSS

BEAT TOP 25 TEAM	3/2/18 vs. No. 13 Ohio State (69-68)
BEAT TOP 25 TEAM ROAD	1/25/18 at 13/13 Ohio State (82-79)
BEAT TOP 10 TEAM	2/15/18 vs. No. 8 Ohio State (79-56)
BEAT TOP 5 TEAM	2/17/16 vs. No. 4/6 Iowa (79-75)
BEAT A BIG TEN TEAM BY 20+	2/15/18 vs. No. 8 Ohio State (79-56)
WON IN OVERTIME	1/12/18 vs. Nebraska (76-74 (ot))
LOST IN OVERTIME	1/15/18 vs. Minnesota (L, 84-95 (ot))
PLAYED DOUBLE OVERTIME	3/6/16 vs. Illinois (W, 86-79 (2ot))
PLAYED TRIPLE OVERTIME	2/1/17 at Indiana (L, 110-102 (3ot))
NEVER TRAILED	3/17/2018 at Notre Dame-NIT (73-63)
CAME FROM 20+ DOWN TO WIN	3/15/95 (NIT) vs Miami (62-56) (-20)
CAME FROM 15+ DOWN TO WIN	12/19/15 at Drexel (63-57) (-17)
CAME FROM 10-14 DOWN TO WIN	3/14/18 vs. Temple-NIT (63-57) (-11)
WON BIG TEN ROAD	2/11/18 at Illinois (74-52)
WON BIG TEN NEUTRAL	1/7/17 vs. Michigan State (The Palestra) (72-63)
WON TOP 25 BIG TEN ROAD	1/25/18 at 13/13 Ohio State (82-79)
WON NON-CONFERENCE ROAD	3/20/18 at Marquette-NIT, (85-80)
WON NON-CONFERENCE NEUTRAL	11/20/17 vs. Pittsburgh (85-54)
LOST BIG TEN AT HOME	2/21/18 vs. Michigan (63-72)
LOST NON-CONFERENCE AT BJC	12/22/17 vs. Rider (70-71)
LOST NON-CONFERENCE AT REC HALL	12/14/13 vs. Princeton (71-69 (ot)) - at Rec Hall

TEAM SCORING

SCORED 100+	2/1/17 at Indiana (102 (3ot))
ALLOWED 100+	2/1/17 at Indiana (110 (3ot))
BOTH TEAMS SCORED 100+	2/1/17 at Indiana (L, 110-102 (3ot))
SCORED 90+	12/18/16 vs. St. John's (92); 12/21/16 vs. Morgan State (96)
ALLOWED 90+	1/15/18 vs. Minnesota (95-84 (ot))
SCORED 80+	3/20/18 at Marquette-NIT (85-80)
CONSECUTIVE GAMES SCORING 80+	3; 11/20/17 vs. Pittsburgh (85) 11/21/17 vs. 16/19 Texas A&M (87), 11/24/17 vs. Oral Roberts (86) 3; 11/11/16 vs. Albany (81), 11/13/16 vs. Duquesne (82), 11/15/16 vs. Grand Canyon (85)
SCORED UNDER 50	1/25/16 at Ohio State (46)
SCORED UNDER 40	2/21/15 at Northwestern (39)
SCORED 60+ IN A HALF	12/19/09 vs. Gardner-Webb (60 2nd)
SCORED 50+ IN FIRST HALF	12/18/16 vs. St. John's (52)
SCORED 50+ IN SECOND HALF	11/10/17 vs. Campbell (50)
SCORED 45+ IN FIRST HALF	2/15/18 vs. No. 8 Ohio State (45)
BENCH SCORED 50+	12/7/05 vs. UMKC (50)
OPP SCORED 45 OR LESS	1/27/18 vs. Rutgers (43)
CONSECUTIVE OPP BELOW 45	2009 at Temple (45) & UMBC (42)
OPP SCORED 40 OR LESS	3/6/14 at Northwestern (32)
CONSECUTIVE OPP BELOW 40	2007 vs. Princeton (38) & Denver (39)
OPP SCORED 10 OR LESS IN HALF	12/15/07 Denver (10)
OPP SCORED 15 OR LESS IN HALF	2/7/15 Nebraska (13)

TEAM SHOOTING

SHOT 60%+ FG	11/25/09 vs. Sacred Heart (63.8%)
SHOT 60%+ FG IN BIG TEN	1/3/06 vs Northwestern (64.0%)
SHOT 50%+ FG IN BIG TEN	2/18/18 at Purdue (28-56, 50.0%)
SHOT 70% IN HALF	1/5/18 vs. Northwestern (17-24, 70.8%)
SHOT 60% IN HALF	1/25/18 at 13/13 Ohio State (2nd, 15-25, 60.0%)
SHOT UNDER 30%	11/20/15 at Duquesne (19-64, 29.7%)
SHOT 70%+ FROM 3PT	PSU record - 1/25/18 at 13/13 Ohio State (11-14, 78.6%)
SHOT 60%+ FROM 3PT	11/28/10 vs. Furman (12-19, 63.2%)
SHOT 50%+ FROM 3PT	2/18/18 at Purdue (9-18, 50.0%)
SHOT 95%+ FROM FT	3/13/11 vs Ohio State (9-9, 100%)
SHOT 90%+ FROM FT	2/11/17 at Illinois (18-20, 90%)
SHOT 85%+ FROM FT	12/21/16 vs Morgan State (21-24, 87.5%)
SHOT 40% OR LESS FT	1/25/16 at Ohio State (2-5, 40%)
SHOT 0.0% FT	1/3/12 at Wisconsin (0-1, 0.0%)

OPP SHOT 60%+ FG	12/31/14 at Wisconsin (63.8%)
OPP SHOT BELOW 30% FG	1/1/17 at Rutgers (18-63, 28.6%)
OPP SHOT 0.0% 3FG	12/17/17 at George Mason (0-14)

TEAM REBOUNDING

50+ REBOUNDS	12/29/12 vs. Duquesne (50)
45+ REBOUNDS	1/12/18 vs. Nebraska (48)
20+ OFFENSIVE REBS	11/29/17 at N.C. State (20)
20 OR LESS REBOUNDS	2/29/12 at Purdue (17)
OPP 20 OR LESS REBOUNDS	2/11/17 at Illinois (20)

TEAM STEALS, ASSISTS, TURNOVERS, BLOCKS

15+ STEALS	11/12/17 vs. Fairleigh Dickinson (18)
10+ STEALS	2/25/18 at Nebraska (11)
30+ ASSISTS	12/30/06 vs. VMI (36)
20+ ASSISTS	2/11/18 at Illinois (20)
CONSEC. GAMES/ 20+ ASSISTS	1/2/18 at Maryland (20) & 12/30/17 vs. Coppin St. (22) 12/18/16 vs. St. John's (23), 12/21/16 vs Morgan State (23) 11/13/16 vs. Duquesne (20), 11/15/16 vs. Grand Canyon (20)
5 OR FEWER TURNOVERS	3/1/18 vs. Northwestern-BTT (5)
20 + TURNOVERS	11/12/17 vs. Fairleigh Dickinson (23)
OPP 25+ TURNOVERS	11/12/17 Fairleigh Dickinson (31)
10+ BLOCKS	12/22/17 vs. Rider (12)
10 PLAYERS 10+ MINUTES	12/19/09 vs. Gardner-Webb (10)

INDIVIDUAL SCORING

PLAYER 40+ POINTS	Jesse Arnelle (40) vs. Temple, 1/29/1955
PLAYER 35+ POINTS	D.J. Newbill (37) vs. Purdue, 1/17/2015
PLAYER 30-34 POINTS	Lamar Stevens (30) at Marquette-NIT, 3/20/18
3 PLAYERS 20+ POINTS	Claxton, Cornley, Hassell vs. VMI, 12/30/2006
2 PLAYERS 20+ POINTS	Lamar Stevens (30) & Tony Carr (25) at Marquette-NIT (3/20/18)
6+ PLAYERS 10+ POINTS	11/20/17 vs. Pittsburgh (6)
5+ PLAYERS 10+ POINTS	2/11/18 at Illinois (5)
2+ PLAYERS DOUBLE-DOUBLES	12/22/17 vs. Rider Josh Reaves (10 pts/13 reb) & Mike Watkins (10 pts/11 reb)

MISC. INDIVIDUAL

PLAYER 20+ REBOUNDS	Aaron Johnson (21) vs. Northwestern, 1/22/05
PLAYER 15+ REBOUNDS	Mike Watkins (19) vs. Rutgers, 1/27/18
PLAYER 10+ ASSISTS	Tony Carr (14) at Indiana (3ot), 2/1/17
PLAYER 5+ STEALS	Josh Reaves (7) at Nebraska, 2/25/18
PLAYER 5+ BLOCKS	Mike Watkins (7) vs. Wisconsin, 12/4/17
PLAYER 5+ BLOCKS, Consec. Games	Mike Watkins (5) vs. Albany, 11/11/16; Duquesne, 11/13/16
PLAYER 6+ THREES	Shep Garner (8) at Boston College, 12/2/15 Shep Garner (6) vs. Purdue-BTT, 3/3/18 Shep Garner (6) at Northwestern, 1/20/18 Shep Garner (6) vs. Rider, 12/22/17 Shep Garner (6) vs. Rutgers, 2/4/17 Shep Garner (6) at St. John's, 12/18/16

2017-18 PENN STATE BOX SCORES

Official Basketball Box Score -- Game Totals -- Final Statistics Campbell vs Penn State 11/10/17 4:01 p.m. at University Park, Pa. (Bryce Jordan Ctr)

1

Campbell 75 • 0-1

#	Player	Total		3-Ptr	Rebounds			PF	TP	A	TO	Blk	Stl	Min	
		FG-FGA	FG-FGA		FT-FTA	Off	Def								Tot
25	EUDY, Andrew	f	5-10	1-1	0-0	5	4	9	4	11	3	2	2	1	32
23	WHITFIELD, Shane	f	2-2	0-0	3-4	0	2	2	5	7	0	3	1	0	24
03	CLEMONS, Chris	g	12-29	2-10	13-15	1	6	7	2	39	4	5	0	1	37
22	GENSLER, Cory	g	1-6	0-3	0-0	1	5	6	2	2	0	2	1	2	39
34	BURK, Marcus	g	0-6	0-4	0-0	1	2	3	5	0	1	2	0	0	18
01	OLIVER, Damontez	g	3-5	3-5	0-0	0	1	1	4	9	0	1	1	0	14
02	NELSON, Ja'Cor	g	0-0	0-0	0-0	0	0	0	3	0	0	1	1	0	6
11	WHITFIELD, Jordan	g	0-0	0-0	0-0	0	0	0	0	0	0	0	0	0	6
15	LADO, Mogga	g	2-4	0-0	3-4	2	5	7	1	7	0	2	1	1	23
21	CLUXTON, Brooks	g	0-0	0-0	0-0	0	1	1	0	0	0	0	1	0	1
Team						1	0	1	1						
Totals			25-62	6-23	19-23	11	26	37	27	75	8	18	8	5	200

FG % 1st Half: 11-31 35.5% 2nd half: 14-31 45.2% Game: 25-62 40.3% Deadball Rebounds 1,1
3FG % 1st Half: 2-10 20.0% 2nd half: 4-13 30.8% Game: 6-23 26.1%
FT % 1st Half: 4-5 80.0% 2nd half: 15-18 83.3% Game: 19-23 82.6%

Penn State 86 • 1-0

#	Player	Total		3-Ptr	Rebounds			PF	TP	A	TO	Blk	Stl	Min	
		FG-FGA	FG-FGA		FT-FTA	Off	Def								Tot
11	Stevens, Lamar	f	2-7	1-2	3-4	1	5	6	5	8	0	6	2	0	28
23	Reaves, Josh	f	4-11	0-3	7-8	3	5	8	2	15	1	4	1	3	31
44	Moore, Julian	f	2-5	0-0	4-6	4	2	6	1	8	0	1	1	0	27
10	Carr, Tony	g	9-23	2-5	13-15	2	7	9	3	33	7	1	0	1	35
33	Garner, Shep	g	2-9	2-8	2-2	1	1	2	1	8	3	0	0	0	35
01	Zemgulis, Deivis	g	1-1	0-0	0-0	1	0	1	1	2	0	0	0	0	3
03	Pierce, Satchel	g	0-0	0-0	4-6	1	4	5	1	4	0	0	0	0	11
04	Bostick, Nazeer	g	2-6	0-0	0-0	0	2	2	4	4	0	2	0	2	14
05	Wheeler, Jamari	g	2-3	0-1	0-0	0	0	0	5	4	0	0	0	0	15
21	Harrar, John	g	0-0	0-0	0-0	0	0	0	1	0	0	0	0	0	1
Team						2	3	5							
Totals			24-65	5-19	33-41	15	29	44	24	86	11	14	4	8	200

FG % 1st Half: 11-35 31.4% 2nd half: 13-30 43.3% Game: 24-65 36.9% Deadball Rebounds 7
3FG % 1st Half: 3-14 21.4% 2nd half: 2-5 40.0% Game: 5-19 26.3%
FT % 1st Half: 11-14 78.6% 2nd half: 22-27 81.5% Game: 33-41 80.5%

Officials: Larry Sciroto, Edwin Young, Bret Wegenke
Technical fouls: Campbell-TEAM, Penn State-None.
Attendance:

Score by periods	1st	2nd	Total
Campbell	28	47	75
Penn State	36	50	86

Points	In	Off	2nd	Fast	Bench
CAMPBELL	34	14	6	10	16
PSU	38	12	14	8	14

Last FG - CAMPBELL 2nd-00:21, PSU 2nd-00:39.
Largest lead - CAMPBELL by 2 1st-19:25, PSU by 17 2nd-12:13.
CAMPBELL led for 01:37, PSU led for 33:51. Game was tied for 04:32.

Score tied - 4 times.
Lead changed - 3 times.

Official Basketball Box Score -- Game Totals -- Final Statistics Fairleigh Dickinson vs Penn State 11/12/17 5:01 p.m. at University Park, Pa. (Bryce Jordan Ctr)

2

Fairleigh Dickinson 57 • 0-2

#	Player	Total		3-Ptr	Rebounds			PF	TP	A	TO	Blk	Stl	Min	
		FG-FGA	FG-FGA		FT-FTA	Off	Def								Tot
12	BISHOP, Kaleb	f	0-3	0-0	1-2	0	6	6	5	1	0	2	1	0	17
14	WILLIAMS, Elyjah	f	3-6	0-0	1-2	1	3	4	5	7	4	3	0	1	24
34	HOLLOWAY Jr., Mike	f	6-12	1-2	6-7	2	2	4	2	19	1	3	1	2	36
03	EDGE, Darnell	g	1-6	0-2	0-0	0	1	1	3	2	2	2	0	0	27
01	JENKINS, Jahli	g	5-11	1-2	3-5	1	3	4	0	14	4	6	0	1	34
05	MORGAN, Noah	g	3-4	1-1	0-0	0	4	4	3	7	0	6	0	1	19
10	McNAMARA, Pat	g	2-4	2-3	0-0	0	1	1	2	6	0	2	0	2	24
13	SCHROBACK, Mike	g	0-1	0-0	0-0	0	1	1	0	0	0	5	0	1	8
20	RHODEN, Dondre	g	0-0	0-0	1-2	0	0	0	1	1	0	0	0	0	6
35	MILLER, Malik	g	0-0	0-0	0-0	0	0	0	0	0	0	0	1	0	5
Team						0	1	1							
Totals			20-47	5-10	12-18	4	22	26	21	57	11	31	3	8	200

FG % 1st Half: 10-22 45.5% 2nd half: 10-25 40.0% Game: 20-47 42.6% Deadball Rebounds 5
3FG % 1st Half: 4-7 57.1% 2nd half: 1-3 33.3% Game: 5-10 50.0%
FT % 1st Half: 5-10 50.0% 2nd half: 7-8 87.5% Game: 12-18 66.7%

Penn State 81 • 2-0

#	Player	Total		3-Ptr	Rebounds			PF	TP	A	TO	Blk	Stl	Min	
		FG-FGA	FG-FGA		FT-FTA	Off	Def								Tot
11	Stevens, Lamar	f	5-11	0-1	2-2	1	6	7	0	12	4	3	1	2	33
24	Watkins, Mike	f	6-9	0-0	3-5	2	3	5	2	15	1	3	3	2	20
10	Carr, Tony	g	5-10	1-2	9-9	0	4	4	0	20	7	2	0	3	30
23	Reaves, Josh	g	7-10	2-3	1-2	3	6	9	4	17	4	3	1	4	30
33	Garner, Shep	g	0-7	0-6	0-0	1	1	2	3	0	1	2	0	2	25
01	Zemgulis, Deivis	g	1-3	1-2	0-0	1	0	1	0	3	0	2	0	1	7
03	Pierce, Satchel	g	0-4	0-0	0-1	2	1	3	3	0	0	3	0	0	11
04	Bostick, Nazeer	g	5-7	0-0	2-3	1	1	2	0	12	0	2	0	1	20
05	Wheeler, Jamari	g	0-5	0-2	0-0	2	1	3	2	0	0	2	0	2	14
21	Harrar, John	g	1-1	0-0	0-0	2	0	2	2	2	0	1	0	1	7
35	Buttrick, Trent	g	0-0	0-0	0-0	0	1	1	0	0	0	0	0	0	1
44	Moore, Julian	g	0-0	0-0	0-0	0	0	0	0	0	0	0	0	0	2
Team						3	0	3							
Totals			30-67	4-16	17-22	18	24	42	18	81	17	23	5	18	200

FG % 1st Half: 14-29 48.3% 2nd half: 16-38 42.1% Game: 30-67 44.8% Deadball Rebounds 2
3FG % 1st Half: 3-8 37.5% 2nd half: 1-8 12.5% Game: 4-16 25.0%
FT % 1st Half: 14-17 82.4% 2nd half: 3-5 60.0% Game: 17-22 77.3%

Officials: Terry Oglesby, Donnie Eppley, John Floyd
Technical fouls: Fairleigh Dickinson-BISHOP, Kaleb, Penn State-Pierce, Satchel.
Attendance: 5802

Score by periods	1st	2nd	Total
Fairleigh Dickinson	29	28	57
Penn State	45	36	81

Points	In	Off	2nd	Fast	Bench
FDU	30	20	3	10	14
PSU	46	29	14	18	17

Last FG - FDU 2nd-02:27, PSU 2nd-01:02.
Largest lead - FDU by 7 1st-13:37, PSU by 28 2nd-07:18.
FDU led for 07:14, PSU led for 29:58. Game was tied for 02:48.

Score tied - 2 times.
Lead changed - 5 times.

Official Basketball Box Score -- Game Totals -- Final Statistics Montana vs Penn State 11/15/17 7:01 p.m. at University Park, Pa. (Bryce Jordan Ctr)

3

Montana 57 • 2-1

#	Player	Total		3-Ptr	Rebounds			PF	TP	A	TO	Blk	Stl	Min	
		FG-FGA	FG-FGA		FT-FTA	Off	Def								Tot
15	AKOH, Jamar	f	3-8	1-2	4-8	3	3	6	3	11	0	1	2	2	34
20	KRSLOVIC, Fabijan	f	2-2	0-0	2-2	0	7	7	3	6	0	3	1	2	25
00	OGUINE, Michael	g	6-15	2-5	1-5	2	5	7	3	15	0	0	1	0	34
14	RORIE, Ahmaad	g	7-18	2-9	0-0	0	3	3	3	16	4	4	0	3	38
24	MOOREHEAD, Bobby	g	1-4	0-3	0-0	0	2	2	1	2	2	3	1	2	34
01	FALLS, Timmy	g	0-1	0-1	0-0	0	1	1	1	0	0	1	0	0	7
03	BEVENS, Niko	g	0-0	0-0	0-0	0	0	0	0	0	0	0	0	0	1
04	PRIDGETT, Sayeed	g	2-6	1-1	0-0	2	1	3	4	5	3	2	0	0	20
05	NICHOLAS, Karl	g	1-2	0-0	0-0	2	1	3	4	2	0	0	0	0	7
10	ESPE, Lars	g	0-0	0-0	0-0	0	0	0	0	0	0	0	0	0	0+
13	SPOJA, Trevor	g	0-0	0-0	0-0	0	0	0	0	0	0	0	0	0	0+
40	BESOVIC, Admir	g	0-0	0-0	0-0	0	0	0	0	0	0	0	0	0	0+
Team						1	1	2							
Totals			22-56	6-21	7-15	10	24	34	22	57	9	15	5	9	200

FG % 1st Half: 12-25 48.0% 2nd half: 10-31 32.3% Game: 22-56 39.3% Deadball Rebounds 4
3FG % 1st Half: 2-8 25.0% 2nd half: 4-13 30.8% Game: 6-21 28.6%
FT % 1st Half: 3-6 50.0% 2nd half: 4-9 44.4% Game: 7-15 46.7%

Penn State 70 • 3-0

2017-18 PENN STATE BOX SCORES

Official Basketball Box Score -- Game Totals -- Final Statistics Penn State vs Pittsburgh 11/20/17 9:30 P.M. at Barclays Center (Brooklyn, N.Y.)

5

Penn State 85 • 5-0

#	Player	Total		3-Ptr		Rebounds			PF	TP	A	TO	Blk	Stl	Min		
		FG	FGA	FG	FGA	FT	F	D								Tot	
11	STEVENS, Lamar	4	11	0	4	2	1	7	8	1	10	2	1	2	0	26	
24	WATKINS, Mike	6	6	0	0	1	2	0	5	5	1	13	0	1	3	1	22
10	CARR, Tony	6	9	4	4	0	0	0	6	6	1	16	5	2	0	1	26
23	REAVES, Josh	4	8	2	4	0	0	2	3	5	1	10	0	2	0	3	21
33	GARNER, Shep	5	10	3	8	0	0	3	3	1	13	2	1	0	0	0	26
01	ZEMGULIS, Deivis	0	1	0	1	0	0	1	0	1	1	0	0	0	0	0	8
03	PIERCE, Satchel	0	1	0	0	2	5	0	1	1	3	2	1	0	0	0	10
04	BOSTICK, Nazeer	4	5	0	0	2	4	1	1	2	0	10	4	0	0	4	20
05	WHEELER, Jamari	0	1	0	1	2	0	1	1	1	3	1	2	0	0	1	19
21	HARRAR, John	2	3	0	0	1	1	0	1	0	4	0	0	0	0	0	5
35	BUTTRICK, Trent	1	2	0	0	2	1	3	2	0	2	0	1	0	0	0	3
44	MOORE, Julian	2	2	0	0	0	2	2	4	1	4	0	2	0	0	0	14
Team																	
Totals		34	59	9	22	8	18	10	32	42	15	85	16	11	5	10	200

FG % 1st Half: 18-34 52.9% 2nd half: 16-25 64.0% Game: 34-59 57.6%
 3FG % 1st Half: 7-15 46.7% 2nd half: 2-7 28.6% Game: 9-22 40.9%
 FT % 1st Half: 4-6 66.7% 2nd half: 4-12 33.3% Game: 8-18 44.4%

Pittsburgh 54 • 1-3

#	Player	Total		3-Ptr		Rebounds			PF	TP	A	TO	Blk	Stl	Min		
		FG	FGA	FG	FGA	FT	F	D								Tot	
04	LUTHER, Ryan	2	11	1	5	1	2	3	6	9	2	6	1	1	0	1	29
21	BROWN, Terrell	1	3	0	0	0	0	0	1	1	1	2	0	2	0	0	11
00	WILSON-FRAME, Jared	6	19	5	12	0	0	2	0	2	2	17	1	3	0	1	25
02	MILLIGAN, Jonathan	3	5	1	2	1	3	0	1	1	0	8	2	0	0	0	19
13	DAVIS, Khameron	0	0	0	0	0	0	0	0	0	1	0	1	1	0	0	21
01	STEWART, Parker	1	7	1	5	0	0	0	1	1	1	3	1	0	0	0	20
05	CARR, Marcus	3	6	1	2	2	0	0	1	1	1	9	1	4	0	1	23
15	CHUKWUKA, Kene	0	0	0	0	0	0	1	2	3	4	0	1	0	0	0	15
23	STEVENSON, Shamiel	1	5	0	1	0	0	0	0	0	0	2	3	0	0	0	13
24	GEORGE, Samson	0	0	0	0	1	2	3	4	0	1	3	1	0	0	0	6
33	BOYKINS, Monty	1	2	1	2	1	2	0	1	1	2	4	0	2	0	1	10
42	ILEGOMAH, Peace	0	0	0	0	2	2	2	4	2	0	2	0	1	0	0	8
Team																	
Totals		18	58	10	29	8	14	10	22	32	21	54	11	14	0	5	200

FG % 1st Half: 8-28 28.6% 2nd half: 10-30 33.3% Game: 18-58 31.0%
 3FG % 1st Half: 4-14 28.6% 2nd half: 6-15 40.0% Game: 10-29 34.5%
 FT % 1st Half: 1-2 50.0% 2nd half: 7-12 58.3% Game: 8-14 57.1%

Officials: Earl Walton, Sean Hull, Raymond Styons
 Technical fouls: Penn State-None, Pittsburgh-None.
 Attendance: 5904
 2017 Progressive Legends Classic - Semifinal Game 2

Score by periods	1st	2nd	Total
Penn State	47	38	85
Pittsburgh	21	33	54

Last FG - PSU 2nd-01:12, UP 2nd-01:01.
 Largest lead - PSU by 42 2nd-04:50, UP None.
 PSU led for 39:35. UP led for 00:00. Game was tied for 00:25.

Points	In	Off	2nd	Fast	Bench
PSU	40	25	8	12	23
UP	12	3	8	0	21

Score tied - 0 times.
 Lead changed - 0 times.

Official Basketball Box Score -- Game Totals -- Final Statistics Penn State vs Texas A&M 11/21/17 6:05 p.m. at Barclays Center (Brooklyn, N.Y.)

6

Penn State 87 • 5-1

#	Player	Total		3-Ptr		Rebounds			PF	TP	A	TO	Blk	Stl	Min		
		FG	FGA	FG	FGA	FT	F	D								Tot	
11	Stevens, Lamar	8	16	0	3	9	11	3	4	7	3	25	5	1	2	1	36
24	Watkins, Mike	3	5	0	0	1	2	3	7	2	0	2	0	2	1	25	
10	Carr, Tony	11	20	2	4	7	11	0	1	1	2	31	3	2	0	4	38
23	Reaves, Josh	2	5	1	4	2	2	1	2	5	7	4	0	1	4	32	
33	Garner, Shep	2	7	2	7	0	0	1	2	2	1	6	1	2	0	1	26
03	Pierce, Satchel	2	2	0	0	0	0	1	2	3	2	4	0	2	0	1	11
04	Bostick, Nazeer	0	1	0	0	1	2	0	0	1	1	0	1	0	0	0	8
05	Wheeler, Jamari	2	3	0	1	0	0	1	1	2	3	4	0	1	0	2	16
21	Harrar, John	0	0	0	0	0	0	0	0	0	1	0	0	1	0	0	2
44	Moore, Julian	1	2	0	0	0	0	0	0	0	2	0	0	0	0	0	6
Team																	
Totals		31	61	5	19	20	28	9	14	23	21	87	15	10	5	14	200

FG % 1st Half: 16-26 61.5% 2nd half: 15-35 42.9% Game: 31-61 50.8%
 3FG % 1st Half: 2-9 22.2% 2nd half: 3-10 30.0% Game: 5-19 26.3%
 FT % 1st Half: 6-7 85.7% 2nd half: 14-21 66.7% Game: 20-28 71.4%

Texas A&M 98 • 4-0

#	Player	Total		3-Ptr		Rebounds			PF	TP	A	TO	Blk	Stl	Min		
		FG	FGA	FG	FGA	FT	F	D								Tot	
01	HOGG, D.J.	2	10	1	4	2	4	2	5	7	3	7	4	1	2	1	39
10	TROCHA-MORELOS, Ton	3	5	1	3	4	4	1	4	5	2	11	1	3	0	1	26
34	DAVIS, Tyler	6	9	1	1	2	2	4	4	6	1	15	1	0	0	1	28
03	GILDER, Admon	4	4	2	4	4	4	0	4	4	14	3	4	1	0	26	
13	WILSON, Duane	7	10	1	1	7	7	0	2	4	22	6	3	1	1	30	
00	CHANDLER, Jay Jay	1	2	0	1	2	2	1	0	1	2	4	1	0	0	0	14
02	STARKE, T.J.	0	2	0	0	4	4	0	0	0	1	4	1	3	0	0	14
44	WILLIAMS, Robert	10	12	0	0	1	2	3	7	10	4	21	1	2	1	1	23
Team																	
Totals		33	54	6	12	26	29	9	27	36	21	98	18	16	5	5	200

FG % 1st Half: 15-27 55.6% 2nd half: 18-27 66.7% Game: 33-54 61.1%
 3FG % 1st Half: 4-8 50.0% 2nd half: 2-4 50.0% Game: 6-12 50.0%
 FT % 1st Half: 8-8 100.0% 2nd half: 18-21 85.7% Game: 26-29 89.7%

Officials: Brian Dorsey, Donnie Eppley, Rob Riley
 Technical fouls: Penn State-None, Texas A&M-None.
 Attendance: 5081
 Progressive Legends Classic Championship Game
 Progressive Legends Classic MVP - Robert Williams III
 Progressive Legends Classic All-Tournament Team - Jeffrey Carroll (OSU),
 Lamar Stevens (PSU), Tony Carr (PSU), Duane Wilson (TAMU)

Score by periods	1st	2nd	Total
Penn State	40	47	87
Texas A&M	42	56	98

Last FG - PSU 2nd-00:08, TAMU 2nd-00:48.
 Largest lead - PSU by 5 1st-02:24, TAMU by 17 2nd-12:09.
 PSU led for 08:59. TAMU led for 27:37. Game was tied for 03:24.

Points	In	Off	2nd	Fast	Bench
PSU	42	23	11	14	11
TAMU	52	19	14	17	29

Score tied - 8 times.
 Lead changed - 11 times.

Official Basketball Box Score -- Game Totals -- Final Statistics Oral Roberts vs Penn State 11/24/2017 3 p.m. at University Park, Pa. (Bryce Jordan Ctr)

7

Oral Roberts 48 • 1-5

#	Player	Total		3-Ptr		Rebounds			PF	TP	A	TO	Blk	Stl	Min		
		FG	FGA	FG	FGA	FT	F	D								Tot	
23	Nzekwesi, Emmanuel	5	10	1	2	0	0	2	4	6	1	11	1	3	1	32	
25	White, Javan	1	6	0	1	0	0	2	2	4	3	2	2	0	2	27	
44	Owens, Albert	1	7	0	0	1	2	3	5	0	3	0	1	0	1	18	
02	Ruder, Austin	1	7	1	5	0	0	1	1	2	0	3	1	3	0	2	29
10	Keams, Sam	3	7	2	3	0	0	1	1	2	3	8	1	8	0	1	34
03	Harris, Jontray	4	7	1	2	0	0	2	2	4	2	9	1	0	0	0	21
20	Sutton, Spencer	1	5	1	3	0	0	2	1	3	0	3	2	0	0	0	15
32	Manek, Kellen	0	0	0	0	0	0	0	0	0	0	0	0	0	0	0	2
33	Ahmedic, Emir	1	3	0	0	1	2	0	0	0	2	3	0	0	0	0	8
52	Miller, Chris	2	5	0	0	2	2	0	1	1	2	6	0	0	2	0	14
Team																	
Totals		19	57	6	16	4	7	14	16	30	13	48	8	18	3	7	200

2017-18 PENN STATE BOX SCORES

Official Basketball Box Score -- Game Totals -- Final Statistics
Penn State vs Iowa
12/02/17 4 p.m. at Carver-Hawkeye Arena - Iowa City, IA

9

Penn State 77 • 7-2, 1-0

#	Player	Total			3-Ptr			Rebounds			PF	TP	A	TO	Blk	Stl	Min
		FG-FGA	FG-FGA	FT-FTA	FG-FGA	FG-FGA	FT-FTA	Off	Def	Tot							
11	Stevens, Lamar	f	7-15	2-4	6-6	2	3	5	3	22	0	1	2	2	28		
24	Watkins, Mike	f	9-13	0-0	1-3	3	4	7	4	19	0	3	3	1	36		
10	Carr, Tony	g	5-15	4-6	2-2	2	4	6	2	16	9	2	0	1	39		
23	Reaves, Josh	g	3-9	2-5	0-0	1	2	3	4	8	3	0	1	2	31		
33	Garner, Shep	g	4-7	4-6	0-0	0	2	2	4	12	2	4	0	1	27		
03	Pierce, Satchel	g	0-1	0-0	0-0	1	1	2	3	0	0	1	0	0	5		
04	Bostick, Nazeer	g	0-1	0-0	0-0	0	1	1	0	0	1	1	0	1	8		
05	Wheeler, Jamari	g	0-3	0-2	0-0	0	1	1	0	4	1	0	0	0	20		
21	Harrar, John	g	0-0	0-0	0-0	0	0	0	2	0	0	0	0	0	3		
44	Moore, Julian	g	0-0	0-0	0-0	0	1	1	0	0	0	0	1	0	3		
	Team					2	0	2									
Totals			28-64	12-23	9-11	11	19	30	22	77	19	14	7	8	200		

FG % 1st Half: 15-31 48.4% 2nd half: 13-33 39.4% Game: 28-64 43.8%
 3FG % 1st Half: 7-12 58.3% 2nd half: 5-11 45.5% Game: 12-23 52.2%
 FT % 1st Half: 2-2 100.0 2nd half: 7-9 77.8% Game: 9-11 81.8%

Iowa 73 • 4-4, 0-1

#	Player	Total			3-Ptr			Rebounds			PF	TP	A	TO	Blk	Stl	Min
		FG-FGA	FG-FGA	FT-FTA	FG-FGA	FG-FGA	FT-FTA	Off	Def	Tot							
05	Cook, Tyler	f	7-13	0-0	9-13	7	5	12	1	23	4	5	0	1	34		
51	Baer, Nicholas	f	2-7	0-3	0-0	3	2	5	1	4	0	2	2	0	26		
55	Garza, Luka	c	2-4	0-1	2-4	0	3	3	0	6	0	0	0	1	14		
03	Bohannon, Jordan	g	3-6	2-4	0-0	0	2	2	8	4	3	0	1	1	34		
04	Moss, Isaiah	g	6-13	1-3	0-0	0	3	3	2	13	2	4	0	1	31		
00	Wagner, Ahmad	g	1-2	0-0	0-0	0	1	1	2	2	0	0	0	0	10		
01	Dailey, Maishe	g	0-0	0-0	0-0	0	0	0	0	0	0	0	0	0	4		
02	Nunge, Jack	g	1-1	0-0	0-0	0	1	1	2	2	2	3	0	15			
15	Kriener, Ryan	g	2-3	1-1	0-0	3	1	4	2	5	2	0	1	1	7		
24	Ellingson, Brady	g	0-0	0-0	0-0	0	0	0	1	0	3	0	0	0	6		
35	Pemsl, Cordell	g	4-6	0-0	2-4	0	5	5	2	10	1	2	0	0	19		
	Team					1	2	3									
Totals			28-55	4-12	13-21	14	25	39	15	73	16	18	6	5	200		

FG % 1st Half: 13-29 44.8% 2nd half: 15-26 57.7% Game: 28-55 50.9%
 3FG % 1st Half: 1-5 20.0% 2nd half: 3-7 42.9% Game: 4-12 33.3%
 FT % 1st Half: 7-11 63.6% 2nd half: 6-10 60.0% Game: 13-21 61.9%

Officials: D.J. Carstensen, Larry Scirocco, Bill Ek
 Technical fouls: Penn State-None. Iowa-None.
 Attendance: 12805

Score by periods	1st	2nd	Total
Penn State	39	38	77
Iowa	34	39	73

Last FG - PSU 2nd-00:20, IOWA 2nd-00:04.
 Largest lead - PSU by 10 1st-17:14, IOWA None.
 PSU led for 39:17. IOWA led for 00:00. Game was tied for 00:43.

Score tied - 1 time.
 Lead changed - 0 times.

Official Basketball Box Score -- Game Totals -- Final Statistics
Wisconsin vs Penn State
12/4/17 7:01 p.m. at University Park, Pa. (Bryce Jordan Ctr.)

10

Wisconsin 64 • 4-5, 1-1

#	Player	Total			3-Ptr			Rebounds			PF	TP	A	TO	Blk	Stl	Min
		FG-FGA	FG-FGA	FT-FTA	FG-FGA	FG-FGA	FT-FTA	Off	Def	Tot							
02	Ford, Aleem	f	2-3	1-2	0-1	1	3	4	2	5	1	1	0	1	21		
21	Iverson, Khalil	f	7-8	0-0	2-4	0	5	5	4	16	1	2	2	2	31		
22	Happ, Ethan	f	3-12	0-0	3-4	5	5	10	5	9	3	2	1	1	28		
00	Trice, D'Mitrik	g	2-9	0-2	5-6	0	0	0	3	9	3	2	0	0	34		
34	Davidson, Brad	g	0-4	0-2	0-0	0	2	2	5	0	2	2	0	2	28		
01	Pritzl, Brevin	g	1-2	1-1	3-4	0	5	5	1	6	2	0	0	1	21		
23	King, Kobe	g	3-4	2-2	0-0	2	1	3	1	8	1	0	1	0	24		
35	Reuvers, Nate	g	5-10	1-2	0-0	0	4	4	2	11	0	0	0	1	13		
	Team					0	3	3									
Totals			23-52	5-11	13-19	8	28	36	23	64	13	10	4	8	200		

FG % 1st Half: 11-24 45.8% 2nd half: 12-28 42.9% Game: 23-52 44.2%
 3FG % 1st Half: 1-4 25.0% 2nd half: 4-7 57.1% Game: 5-11 45.5%
 FT % 1st Half: 8-12 66.7% 2nd half: 5-7 71.4% Game: 13-19 68.4%

Penn State 63 • 7-3, 1-1

#	Player	Total			3-Ptr			Rebounds			PF	TP	A	TO	Blk	Stl	Min
		FG-FGA	FG-FGA	FT-FTA	FG-FGA	FG-FGA	FT-FTA	Off	Def	Tot							
11	Stevens, Lamar	f	1-7	0-3	2-2	2	4	6	2	4	3	2	0	0	29		
24	Watkins, Mike	f	9-13	0-1	4-6	2	6	8	1	22	0	2	7	1	34		
10	Carr, Tony	g	5-22	0-3	6-6	2	7	9	3	16	1	2	1	2	38		
23	Reaves, Josh	g	2-5	1-3	2-2	1	2	3	4	7	5	0	4	0	35		
33	Garner, Shep	g	3-7	1-4	6-7	1	1	2	3	13	1	2	0	2	33		
04	Bostick, Nazeer	g	0-0	0-0	0-0	0	0	0	1	0	1	2	0	0	7		
05	Wheeler, Jamari	g	0-1	0-0	0-0	0	1	1	2	0	1	1	0	1	17		
21	Harrar, John	g	0-0	0-0	0-0	0	0	0	0	0	0	0	0	0	2		
44	Moore, Julian	g	0-1	0-0	1-2	2	0	2	0	1	0	0	1	0	5		
	Team					0	3	3									
Totals			20-56	2-14	21-25	10	24	34	16	63	12	11	13	6	200		

FG % 1st Half: 9-26 34.6% 2nd half: 11-30 36.7% Game: 20-56 35.7%
 3FG % 1st Half: 1-6 16.7% 2nd half: 1-8 12.5% Game: 2-14 14.3%
 FT % 1st Half: 6-9 66.7% 2nd half: 15-16 93.8% Game: 21-25 84.0%

Officials: Terry Oglesby, Lamont Simpson, Donnie Eppley
 Technical fouls: Wisconsin-None. Penn State-None.
 Attendance: 6730

Score by periods	1st	2nd	Total
Wisconsin	31	33	64
Penn State	25	38	63

Last FG - WIS 2nd-02:38, PSU 2nd-00:25.
 Largest lead - WIS by 17 2nd-09:40, PSU by 5 1st-11:51.
 WIS led for 28:24. PSU led for 09:23. Game was tied for 02:13.

Points In Off 2nd Fast
 Paint T/O Chance Break Bench
 WIS 30 11 4 2 25
 PSU 30 13 12 2 1

Score tied - 5 times.
 Lead changed - 6 times.

Official Basketball Box Score -- Game Totals -- Final Statistics
George Washington vs Penn State
12/9/17 4:00 p.m. at University Park, Pa. (Bryce Jordan Ctr.)

11

George Washington 54 • 5-5

#	Player	Total			3-Ptr			Rebounds			PF	TP	A	TO	Blk	Stl	Min
		FG-FGA	FG-FGA	FT-FTA	FG-FGA	FG-FGA	FT-FTA	Off	Def	Tot							
10	STEEVES, Patrick	f	4-6	0-1	0-0	1	0	1	0	8	2	2	0	1	29		
11	TORO, Arnaldo	f	2-8	0-1	5-7	0	6	6	0	9	0	0	1	1	32		
01	NOLAN JR, Terry	g	0-3	0-2	1-2	1	2	3	2	1	1	2	1	0	23		
03	BOLDEN, Jair	g	3-9	2-6	4-4	0	1	1	1	12	0	3	0	1	33		
12	WATANABE, Yuta	g	8-15	0-2	2-3	2	4	6	2	18	0	2	1	0	31		
00	MAZZULLA, Justin	g	0-2	0-0	2-2	1	1	2	3	2	0	1	0	1	13		
04	WILLIAMS, Justin	g	1-2	0-0	0-0	0	3	3	1	2	0	1	0	0	12		
05	MITOLA, Adam	g	0-1	0-1	0-0	0	0	0	0	0	1	0	0	0	4		
14	JACK, Maceo	g	0-1	0-0	0-0	0	0	0	1	0	0	0	0	0	6		
32	LANGARICA, Javier	g	1-3	0-2	0-2	0	2	2	0	2	0	0	1	2	4		
35	ZEIGLER, Bo	g	0-2	0-0	0-0	0	0	0	3	0	1	2	1	1	13		
	Team					1	0	1									
Totals			19-52	2-15	14-20	6	19	25	13	54	5	16	5	7	200		

FG % 1st Half: 5-23 21.7% 2nd half: 14-29 48.3% Game: 19-52 36.5%
 3FG % 1st Half: 1-7 14.3% 2nd half: 1-8 12.5% Game: 2-15 13.3%
 FT % 1st Half: 8-9 88.9% 2nd half: 6-11 54.5% Game: 14-20 70.0%

Penn State 74 • 8-3

#	Player	Total			3-Ptr			Rebounds			PF	TP	A	TO	Blk	Stl	Min
		FG-FGA	FG-FGA	FT-FTA	FG-FGA	FG-FGA	FT-FTA	Off	Def	Tot							
11	Stevens, Lamar	f	5-10	0-0	0-2	1	4	5	2	10	3						

2017-18 PENN STATE BOX SCORES

Official Basketball Box Score -- Game Totals -- Final Statistics Binghamton vs Penn State 12/19/17 7 p.m. ET at University Park, Pa. (Bryce Jordan Ctr)

13

Binghamton 65 • 8-5

#	Player	FG-FGA	3-Ptr	Rebounds			PF	TP	A	TO	Blk	Stl	Min	
				FG-FGA	3-Ptr	FT-FTA								Off
32	Thomas Bruce	5-10	0-0	0-1	4	5	9	4	10	0	3	1	25	
42	Willie Rodriguez	2-7	1-3	1-2	2	2	4	1	6	0	1	0	31	
04	Timmy Rose	2-3	1-1	0-0	0	1	1	0	5	3	4	0	23	
22	Everson Davis	3-8	0-1	0-0	1	0	1	2	6	0	1	0	28	
33	J.C. Show	5-16	3-8	0-0	1	3	4	2	13	5	2	0	38	
00	Fard Muhammad	3-8	3-7	0-0	0	1	1	1	9	0	1	0	19	
05	Tyler Stewart	5-9	1-1	1-2	2	3	5	2	12	0	0	1	16	
15	Bobby Ahearn	1-2	0-1	0-0	0	2	2	3	2	1	0	0	14	
20	Caleb Stewart	1-2	0-0	0-0	1	1	2	2	2	2	0	0	13	
41	Dusan Perovic	0-1	0-1	0-0	0	0	0	1	0	0	0	0	3	
	Team				2	0	2							
	Totals	27-66	9-23	2-5	13	18	31	18	65	11	15	2	8	200

FG % 1st Half: 15-31 48.4% 2nd half: 12-35 34.3% Game: 27-66 40.9%
3FG % 1st Half: 5-10 50.0% 2nd half: 4-13 30.8% Game: 9-23 39.1%
FT % 1st Half: 1-2 50.0% 2nd half: 1-3 33.3% Game: 2-5 40.0%

Deadball
Rebounds
2

Penn State 80 • 10-3

#	Player	FG-FGA	3-Ptr	Rebounds			PF	TP	A	TO	Blk	Stl	Min	
				FG-FGA	3-Ptr	FT-FTA								Off
11	Stevens, Lamar	6-14	0-1	4-6	2	6	8	3	16	1	3	0	36	
24	Watkins, Mike	5-8	0-0	2-4	2	9	11	2	12	1	1	3	32	
10	Carr, Tony	6-12	2-5	1-1	0	4	4	1	15	9	2	0	36	
23	Reaves, Josh	6-9	2-3	1-2	1	1	2	2	15	4	3	1	29	
33	Garner, Shep	5-7	5-7	0-0	0	1	1	1	15	2	1	0	34	
03	Pierce, Satchel	0-0	0-0	0-2	1	0	1	0	0	0	1	0	2	
04	Bostick, Nazeer	1-1	0-0	0-0	0	2	2	0	2	0	0	0	11	
05	Wheeler, Jamari	2-3	1-1	0-0	2	1	3	1	5	0	4	0	10	
35	Buttrick, Trent	0-0	0-0	0-0	0	0	0	0	0	2	0	0	3	
44	Moore, Julian	0-0	0-0	0-0	0	2	2	0	0	0	0	0	7	
	Team				1	1	2							
	Totals	31-54	10-17	8-15	9	27	36	10	80	17	17	4	7	200

FG % 1st Half: 16-31 51.6% 2nd half: 15-23 65.2% Game: 31-54 57.4%
3FG % 1st Half: 5-10 50.0% 2nd half: 5-7 71.4% Game: 10-17 58.8%
FT % 1st Half: 2-5 40.0% 2nd half: 6-10 60.0% Game: 8-15 53.3%

Deadball
Rebounds
3

Officials: Larry Sciroto, Chris Beaver, Brandon Cruz
Technical fouls: Binghamton-None, Penn State-None.
Attendance: 4009

Score by periods	1st	2nd	Total
Binghamton	36	29	65
Penn State	39	41	80

	In	Off	2nd	Fast	Bench
Points	Paint	T/O	Chance	Break	
BING	30	14	9	10	25
PSU	36	17	14	2	7

Last FG - BING 2nd-00:47, PSU 2nd-02:39.
Largest lead - BING by 3 1st-10:39, PSU by 15 2nd-02:39.
BING led for 00:17, PSU led for 37:11. Game was tied for 02:32.

Score tied - 4 times.
Lead changed - 2 times.

Official Basketball Box Score -- Game Totals -- Final Statistics Rider vs Penn State 12/22/17 7:00 p.m. at University Park, Pa. (Bryce Jordan Ctr.)

14

Rider 71 • 7-5

#	Player	FG-FGA	3-Ptr	Rebounds			PF	TP	A	TO	Blk	Stl	Min	
				FG-FGA	3-Ptr	FT-FTA								Off
14	Vaughn, Dimencio	6-9	2-5	2-3	0	7	7	3	16	0	2	0	33	
20	Marshall, Tyere	6-13	0-0	3-5	1	3	4	3	15	0	1	1	34	
02	Allen, Jordan	3-15	2-10	0-0	0	6	6	1	8	0	0	0	23	
12	Durham, Anthony	2-5	2-5	0-0	0	0	0	4	6	3	0	0	29	
23	Jordan, Stevie	4-10	2-4	2-2	1	3	4	4	12	7	2	0	32	
05	Randall, Tyrei	0-0	0-0	0-0	0	0	0	0	0	0	0	0	2	
10	Washington-Ives, Kea	0-1	0-0	0-0	0	2	2	2	0	1	2	0	12	
11	Eke, Devine	0-0	0-0	0-0	0	0	0	0	0	0	0	0	4	
13	Scott, Frederick	5-8	1-2	3-9	3	6	9	2	14	0	3	1	22	
15	Cisse, Karamoko	0-2	0-0	0-0	0	1	1	0	0	0	0	0	6	
44	Wilson, Paxton	0-1	0-1	0-0	0	1	1	1	0	0	0	0	3	
	Team				5	1	6							
	Totals	26-64	9-27	10-19	10	30	40	20	71	11	12	2	5	200

FG % 1st Half: 11-29 37.9% 2nd half: 15-35 42.9% Game: 26-64 40.6%
3FG % 1st Half: 5-13 38.5% 2nd half: 4-14 28.6% Game: 9-27 33.3%
FT % 1st Half: 4-7 57.1% 2nd half: 6-12 50.0% Game: 10-19 52.6%

Deadball
Rebounds
5

Penn State 70 • 10-4

#	Player	FG-FGA	3-Ptr	Rebounds			PF	TP	A	TO	Blk	Stl	Min	
				FG-FGA	3-Ptr	FT-FTA								Off
11	Stevens, Lamar	5-15	0-1	0-2	4	7	11	4	10	6	1	1	30	
24	Watkins, Mike	4-5	0-0	2-2	0	9	9	4	10	0	2	4	24	
10	Carr, Tony	3-14	2-6	2-2	0	4	4	1	10	2	1	1	32	
23	Reaves, Josh	3-8	0-3	4-4	4	9	13	3	10	8	1	1	36	
33	Garner, Shep	6-12	6-11	0-0	1	1	2	0	18	3	0	0	35	
03	Pierce, Satchel	0-0	0-0	0-0	0	0	0	0	1	0	2	0	3	
04	Bostick, Nazeer	1-1	1-1	1-2	0	1	1	3	4	0	2	1	10	
05	Wheeler, Jamari	2-3	0-1	0-2	1	1	2	2	4	0	0	0	14	
21	Harrar, John	0-0	0-0	0-1	0	0	0	0	1	0	1	0	2	
44	Moore, Julian	2-4	0-0	0-0	0	0	0	0	4	0	0	4	12	
	Team				0	0	0							
	Totals	26-62	9-23	9-15	10	32	42	19	70	16	13	12	7	200

FG % 1st Half: 14-34 41.2% 2nd half: 12-28 42.9% Game: 26-62 41.9%
3FG % 1st Half: 7-12 58.3% 2nd half: 2-11 18.2% Game: 9-23 39.1%
FT % 1st Half: 0-1 0.0% 2nd half: 9-14 64.3% Game: 9-15 60.0%

Deadball
Rebounds
2

Officials: Rob Riley, Steve McClunkins, Edwin Young
Technical fouls: Rider-Allen, Jordan, Penn State-Bostick, Nazeer.
Attendance: 4217

Score by periods	1st	2nd	Total
Rider	31	40	71
Penn State	35	35	70

	In	Off	2nd	Fast	Bench
Points	Paint	T/O	Chance	Break	
RID	32	4	9	12	14
PSU	30	9	13	4	12

Last FG - RID 2nd-00:00, PSU 2nd-00:22.
Largest lead - RID by 3 1st-19:30, PSU by 10 2nd-14:18.
RID led for 02:41, PSU led for 35:08. Game was tied for 02:11.

Score tied - 3 times.
Lead changed - 12 times.

Official Basketball Box Score -- Game Totals -- Final Statistics Coppin State vs Penn State 12/30/17 1:00 p.m. at University Park, Pa. (Bryce Jordan Ctr.)

15

Coppin State 43 • 0-15

#	Player	FG-FGA	3-Ptr	Rebounds			PF	TP	A	TO	Blk	Stl	Min	
				FG-FGA	3-Ptr	FT-FTA								Off
00	TRAORE, Adam	2-3	0-1	1-2	1	3	4	4	5	1	2	0	23	
05	COUNCIL, Cedric	3-8	1-4	4-5	1	3	4	0	11	1	1	1	32	
20	HARDWICK, Jordan	2-3	1-1	0-0	0	0	0	5	5	0	2	1	8	
10	DAVIS, Karonn	1-8	0-2	3-4	0	2	2	0	5	3	5	0	29	
22	MORGAN, Lamar	0-5	0-3	1-3	0	6	6	0	1	2	1	0	24	
04	THOMAS, Tre'	3-9	3-4	0-0	0	1	1	3	9	0	3	0	32	
15	SIMPSON, Blake	2-3	0-0	0-0	0	2	2	0	4	0	1	0	20	
21	BROWNLEE, Lucian	1-5	1-3	0-0	0	1	1	4	3	1	1	0	19	
24	FAIR, Keandre	0-2	0-2	0-0	0	2	2	2	0	0	0	1	13	
	Team				2	0	2							
	Totals	14-46	6-20	9-14	4	20	24	18	43	8	18	2	5	200

FG % 1st Half: 8-23 34.8% 2nd half: 6-23 26.1% Game: 14-46 30.4%
3FG % 1st Half: 3-9 33.3% 2nd half: 3-11 27.3% Game: 6-20 30.0%
FT % 1st Half: 4-6 66.7% 2nd half: 5-8 62.5% Game: 9-14 64.3%

Deadball
Rebounds
3

Penn State 88 • 11-4

#	Player	FG-FGA	3-Ptr	Rebounds			PF	TP	A	TO	Blk	Stl	Min
				FG-FGA	3-Ptr	FT-FTA							
11	Stevens, Lamar	4-11	1-4	2-2	1	4	5	1	11	2	0	0	19
24	Watkins, Mike	3-6	0-0	5-5	2	4	6	1	11	2	2	3	21
10	Carr, Tony	7-9	3-4	4-5	0	3	3	0	21	4	0	0	18
23	Reaves, Josh	4-9	2-4	2-2	2	2	4	0	12	7	1	0	26
33	Garner, Shep	3-7	3-6	0-0	0	2	2	1	9	1	0	0	27
01	Zemgulis, Deivis	1-2	1-2	2-2	1	0	1	1	5	0	1	0	11
03	Pierce, Satchel	0-1	0-0	0-0	2	2	4						

2017-18 PENN STATE BOX SCORES

Official Basketball Box Score -- Game Totals -- Final Statistics
Northwestern vs Penn State
1/5/18 8:00 p.m. at University Park, Pa. (Bryce Jordan Ctr.)

17

Northwestern 63 • 10-7, 1-3

#	Player	Total			3-Ptr			Rebounds			PF	TP	A	TO	Blk	Stl	Min	
		FG	FGA	FT	FTA	Off	Def	Off	Def	Total								
4	Vic Law	f	3	7	1	3	1	1	5	6	4	8	5	1	0	3	30	
44	Garvin Skelly	f	2	6	1	3	2	2	2	4	3	7	0	2	0	1	19	
5	Derek Pardon	c	3	6	0	0	0	2	2	4	5	6	1	1	1	32		
20	Scottie Lindsey	g	3	17	3	11	0	0	4	4	1	9	1	4	1	34		
30	Bryant McIntosh	g	6	14	4	6	2	2	1	3	3	18	4	5	0	34		
11	Anthony Gaines	g	2	4	0	1	1	0	0	0	1	5	0	0	0	13		
12	Isiah Brown	g	1	3	0	1	0	2	0	2	1	2	0	0	0	8		
23	Jordan Ash	g	2	3	2	2	0	0	2	2	0	6	0	1	0	16		
25	Barret Benson	g	1	1	0	0	0	1	1	2	2	2	0	1	0	12		
35	Aaron Falzon	g	0	1	0	0	0	0	0	0	1	0	0	0	0	2		
Team																		
Totals			23	62	11	28	6	6	10	17	27	21	63	11	15	2	8	200
FG % 1st Half:		13-32	40.6%	2nd half:		10-30	33.3%	Game:		23-62	37.1%							Deadball
3FG % 1st Half:		5-13	38.5%	2nd half:		6-15	40.0%	Game:		11-28	39.3%							Rebounds
FT % 1st Half:		3-3	100.0%	2nd half:		3-3	100.0%	Game:		6-6	100.0%							3,1

Penn State 78 • 12-5, 2-2

#	Player	Total			3-Ptr			Rebounds			PF	TP	A	TO	Blk	Stl	Min	
		FG	FGA	FT	FTA	Off	Def	Off	Def	Total								
11	Stevens, Lamar	f	14	19	1	3	1	3	2	3	5	1	30	2	4	0	1	37
24	Watkins, Mike	f	5	6	0	0	8	11	4	13	17	2	18	0	2	0	31	
10	Carr, Tony	g	3	13	1	4	5	7	0	4	4	2	12	5	1	0	30	
23	Reaves, Josh	g	3	5	1	1	0	1	2	4	6	3	7	1	2	2	24	
33	Garner, Shep	g	1	4	0	2	0	0	2	2	2	2	2	1	2	1	31	
04	Bostick, Nazeer	g	1	2	0	1	0	0	1	1	0	2	1	1	1	0	19	
05	Wheeler, Jamari	g	2	5	0	2	0	1	1	2	0	4	5	3	0	3	19	
44	Moore, Julian	g	1	1	0	0	1	1	0	1	1	3	0	0	0	0	9	
Team																		
Totals			30	55	3	13	15	23	12	28	40	11	78	15	16	8	9	200
FG % 1st Half:		17-24	70.8%	2nd half:		13-31	41.9%	Game:		30-55	54.5%							Deadball
3FG % 1st Half:		1-7	14.3%	2nd half:		1-7	14.3%	Game:		3-13	23.1%							Rebounds
FT % 1st Half:		5-8	62.5%	2nd half:		10-15	66.7%	Game:		15-23	65.2%							4,1

Officials: Donnie Eppley, Chris Beaver, Steve McJunkins
 Technical fouls: Northwestern-None. Penn State-None.
 Attendance: 4682

Score by periods	1st	2nd	OT	Total
Northwestern	34	29		63
Penn State	41	37		78

Last FG - NU 2nd-01:34, PSU 2nd-00:12.
 Largest lead - NU None, PSU by 17 2nd-03:19.
 NU led for 00:00, PSU led for 38:59. Game was tied for 01:01.

Points	In	Off	2nd	Fast	Bench
PSU	Paint	T/O	Chance	Break	
18	14	13	6	15	9
48	19	14	6	19	5

Score tied - 1 time.
 Lead changed - 0 times.

Official Basketball Box Score -- Game Totals -- Final Statistics
Penn State vs Indiana
01/09/18 6:30pm at Simon Skjodt Assembly Hall

18

Penn State 70 • 12-6, 2-3

#	Player	Total			3-Ptr			Rebounds			PF	TP	A	TO	Blk	Stl	Min	
		FG	FGA	FT	FTA	Off	Def	Off	Def	Total								
11	Stevens, Lamar	f	9	15	2	3	0	3	0	7	7	3	20	1	2	1	36	
24	Watkins, Mike	f	4	4	0	0	2	3	4	8	12	3	10	1	3	0	27	
04	Bostick, Nazeer	g	2	6	1	2	0	0	1	4	5	4	5	0	3	0	25	
10	Carr, Tony	g	9	20	1	4	9	10	0	2	2	3	28	3	5	0	39	
33	Garner, Shep	g	2	4	0	0	0	0	1	1	4	6	0	0	0	34		
03	Pierce, Satchel	g	0	0	0	0	0	0	1	1	1	0	0	0	0	8		
05	Wheeler, Jamari	g	0	2	0	1	2	0	1	1	1	1	2	1	2	22		
44	Moore, Julian	g	0	1	0	0	0	0	1	1	1	0	1	0	1	9		
Team																		
Totals			26	52	6	14	12	18	5	26	31	20	70	8	14	4	5	200
FG % 1st Half:		14-30	46.7%	2nd half:		12-22	54.5%	Game:		26-52	50.0%							Deadball
3FG % 1st Half:		3-9	33.3%	2nd half:		3-5	60.0%	Game:		6-14	42.9%							Rebounds
FT % 1st Half:		0-0	0.0%	2nd half:		12-18	66.7%	Game:		12-18	66.7%							3,1

Indiana 74 • 10-7, 3-2

#	Player	Total			3-Ptr			Rebounds			PF	TP	A	TO	Blk	Stl	Min	
		FG	FGA	FT	FTA	Off	Def	Off	Def	Total								
03	Smith, Justin	f	1	3	0	0	0	0	1	1	2	3	2	0	1	0	6	
13	Morgan, Juwan	g	8	16	2	5	3	4	3	8	11	0	21	2	1	0	39	
02	Newkirk, Josh	g	4	8	1	4	7	8	0	1	1	3	16	4	0	0	30	
04	Johnson, Robert	g	3	13	1	7	3	3	0	5	5	3	10	2	4	0	32	
15	McRoberts, Zach	g	0	0	0	0	0	0	1	5	6	5	0	3	1	0	26	
01	Durham, Aljami	g	0	2	0	1	0	0	0	1	1	1	0	1	0	11		
11	Green, Devonte	g	4	9	1	3	4	4	0	1	1	2	13	1	0	0	21	
21	McSwain Jr., Freddie	g	1	2	0	1	2	2	2	2	2	2	1	0	0	0	8	
30	Hartman, Collin	g	4	9	1	6	1	1	3	2	5	1	10	0	0	0	27	
Team																		
Totals			25	62	6	27	18	22	12	24	36	20	74	14	9	1	6	200
FG % 1st Half:		12-34	35.3%	2nd half:		13-28	46.4%	Game:		25-62	40.3%							Deadball
3FG % 1st Half:		3-17	17.6%	2nd half:		3-10	30.0%	Game:		6-27	22.2%							Rebounds
FT % 1st Half:		8-9	88.9%	2nd half:		10-13	76.9%	Game:		18-22	81.8%							2

Officials: Terry Oglesby, Kelly Pfeifer, Eric Curry
 Technical fouls: Penn State-None. Indiana-None.
 Attendance: 17222

Score by periods	1st	2nd	OT	Total
Penn State	31	39		70
Indiana	35	39		74

Last FG - PSU 2nd-00:02, IND 2nd-02:29.
 Largest lead - PSU by 1 1st-05:40, IND by 11 2nd-15:16.
 PSU led for 00:59, IND led for 36:06. Game was tied for 02:55.

Points	In	Off	2nd	Fast	Bench
PSU	Paint	T/O	Chance	Break	
30	9	4	4	1	1
38	11	11	4	2	5

Score tied - 4 times.
 Lead changed - 2 times.

Official Basketball Box Score -- Game Totals -- Final Statistics
Nebraska vs Penn State
1/12/18 7:00 p.m. at University Park, Pa. (Bryce Jordan Ctr.)

19

Nebraska 74 • 12-7, 3-3

#	Player	Total			3-Ptr			Rebounds			PF	TP	A	TO	Blk	Stl	Min
		FG	FGA	FT	FTA	Off	Def	Off	Def	Total							
4	Copeland, Isaac	f	7	13	2	5	7	3	5	8	2	21	2	0	1	2	37
00	Okeke, Duby	c	0	1	0	0	0	0	0	0	0	1	0	0	0	1	12
05	Watson Jr., Glynn	g	7	20	3	7	4	6	1	4	5	1	21	2	2	1	38
11	Taylor, Evan	g	0	4	0	1	0	1	2	3	3	0	2	1	0	2	27
24	Palmer Jr., James	g	1	9	0	1	3	4	3	1	4	3	5	3	1	0	20
10	McVeigh, Jack	g	0	1	0	1	0	0	2	2	3	0	0	0	1	1	21
12	Allen, Thomas	g	2	5	1	3	0	0	1	1	0	5	0	1	0	0	8
13	Gill, Anton	g	4	8	2	5	0	0	2	2	1	10	0	0	0	0	21
15	Roby, Isaiah	g	4	7	1	3	3	5	0	6	6	1	12	3	0	2	28
20	Borchardt, Tanner	g	0	0	0	2	2	4	2	0	1	2	0	0	1	0	13
Team																	
Totals			25	68	9	26	15	24	11	25	36	17	74	12			

2017-18 PENN STATE BOX SCORES

Official Basketball Box Score -- Game Totals -- Final Statistics
Penn State vs Northwestern
01/20/18 1:07 p.m. at Rosemont, Ill. (Allstate Arena)

21

Penn State 61 • 13-8, 3-5 B1G

#	Player	Total		3-Ptr		Rebounds			PF	TP	A	TO	Blk	Stl	Min
		FG-FGA	FG-FGA	FT-FTA	Off	Def	Tot								
11	Stevens, Lamar	f	6-11	1-3	0-0	0	2	2	2	13	1	1	0	0	38
24	Watkins, Mike	f	2-2	0-0	4-4	0	8	8	4	8	1	4	3	0	26
05	Wheeler, Jamari	g	1-2	0-1	0-0	1	0	1	3	2	1	3	0	1	15
10	Carr, Tony	g	4-10	0-3	2-2	1	2	3	4	8	6	4	0	0	38
33	Garner, Shep	g	7-13	6-11	2-2	0	3	3	1	22	1	0	1	0	39
01	Zemgulis, Deivis	g	0-0	0-0	0-0	0	0	0	0	0	0	0	1	0	10
04	Bostick, Nazeer	g	2-5	0-1	4-4	2	2	4	4	8	1	2	1	0	20
44	Moore, Julian	g	0-0	0-0	0-0	2	1	3	0	0	0	0	0	0	14
	Team					0	1	1							
Totals			22-43	7-19	10-12	6	19	25	18	61	11	14	6	1	200

FG % 1st Half: 15-22 68.2% 2nd half: 7-21 33.3% Game: 22-43 51.2% Deadball Rebounds
 3FG % 1st Half: 5-9 55.6% 2nd half: 2-10 20.0% Game: 7-19 36.8%
 FT % 1st Half: 0-1 0.0% 2nd half: 10-11 90.9% Game: 10-12 83.3%

Northwestern 70 • 12-9, 3-5 B1G

#	Player	Total		3-Ptr		Rebounds			PF	TP	A	TO	Blk	Stl	Min
		FG-FGA	FG-FGA	FT-FTA	Off	Def	Tot								
04	Vic Law	f	5-12	3-7	5-7	0	5	5	2	18	2	1	0	1	35
44	Gavin Skelly	f	1-4	0-1	2-2	2	1	3	1	4	3	0	0	1	27
05	Derek Pardon	c	6-9	0-0	0-1	3	1	4	3	12	3	0	1	0	33
20	Scottie Lindsey	g	6-16	1-6	0-0	3	2	5	4	13	2	1	0	1	30
30	Bryant McIntosh	g	5-16	0-4	0-1	0	4	4	0	10	4	3	0	0	34
11	Anthony Gaines	g	2-4	0-0	2-2	2	1	3	4	6	2	1	1	1	26
23	Jordan Ash	g	2-2	1-1	0-1	1	0	1	1	5	0	0	0	0	6
25	Barret Benson	g	1-2	0-0	0-0	2	0	2	2	2	0	0	0	1	6
35	Aaron Falzon	g	0-0	0-0	0-0	0	0	0	0	0	0	0	0	0	3
	Team					3	2	5							
Totals			28-65	5-19	9-14	16	16	32	17	70	16	7	2	5	200

FG % 1st Half: 14-30 46.7% 2nd half: 14-35 40.0% Game: 28-65 43.1% Deadball Rebounds
 3FG % 1st Half: 2-10 20.0% 2nd half: 3-9 33.3% Game: 5-19 26.3%
 FT % 1st Half: 3-6 50.0% 2nd half: 6-8 75.0% Game: 9-14 64.3%

Officials: Lewis Garrison, Eric Curry, Tom Eades
 Technical fouls: Penn State-None. Northwestern-None.
 Attendance: 6544

Score by periods	1st	2nd	Total
Penn State	35	26	61
Northwestern	33	37	70

	In	Off	2nd	Fast	Bench
Points	Paint	T/O	Chance	Break	
PSU	24	8	4	0	8
NU	40	14	17	0	13

Last FG - PSU 2nd-10:37, NU 2nd-03:26.
 Largest lead - PSU by 9 1st-14:27, NU by 9 2nd-00:17.
 PSU led for 30:41. NU led for 07:22. Game was tied for 01:57.

Score tied - 3 times.
 Lead changed - 7 times.

Official Basketball Box Score -- Game Totals -- Final Statistics
Penn State vs Ohio State
01/25/18 8:00 p.m. at Columbus, Ohio (Value City Arena)

22

Penn State 82 • 14-8, 4-5 B1G

#	Player	Total		3-Ptr		Rebounds			PF	TP	A	TO	Blk	Stl	Min
		FG-FGA	FG-FGA	FT-FTA	Off	Def	Tot								
01	Zemgulis, Deivis	f	2-2	1-1	0-0	0	1	1	0	5	1	0	0	0	14
11	Stevens, Lamar	f	4-10	1-1	6-9	1	5	6	1	15	1	2	1	1	35
24	Watkins, Mike	f	3-7	0-0	1-3	1	4	5	1	7	0	0	0	0	28
10	Carr, Tony	g	10-14	4-5	4-4	1	4	5	2	28	5	2	0	0	39
33	Garner, Shep	g	4-5	4-5	2-2	0	0	0	3	14	2	2	0	0	30
04	Bostick, Nazeer	g	1-2	1-1	0-0	1	0	1	2	3	0	1	0	1	9
05	Wheeler, Jamari	g	0-0	0-0	0-0	0	0	0	0	0	0	0	0	0	2
23	Reaves, Josh	g	4-7	0-1	2-2	2	1	3	3	10	1	2	0	0	31
44	Moore, Julian	g	0-1	0-0	0-0	0	0	0	1	0	0	0	0	0	12
	Team					0	0	0							
Totals			28-48	11-14	15-20	6	15	21	13	82	10	10	1	2	200

FG % 1st Half: 13-23 56.5% 2nd half: 15-25 60.0% Game: 28-48 58.3% Deadball Rebounds
 3FG % 1st Half: 6-9 66.7% 2nd half: 5-5 100.0% Game: 11-14 78.6%
 FT % 1st Half: 6-8 75.0% 2nd half: 9-12 75.0% Game: 15-20 75.0%

Ohio State 79 • 18-5, 9-1 B1G

#	Player	Total		3-Ptr		Rebounds			PF	TP	A	TO	Blk	Stl	Min
		FG-FGA	FG-FGA	FT-FTA	Off	Def	Tot								
01	Tate, Jae'Sean	f	6-11	0-0	5-5	1	9	10	4	17	2	4	2	2	33
33	Bates-Diop, Keita	f	8-13	4-6	5-5	2	2	4	4	25	2	0	0	0	32
34	Wesson, Kaleb	f	4-4	0-0	2-2	0	3	3	2	10	0	2	1	0	25
03	Jackson, C.J.	g	4-8	2-5	2-2	0	0	0	4	12	5	3	0	1	28
15	Williams, Kam	g	4-6	0-1	2-2	0	1	1	0	10	1	0	0	1	27
00	Potter, Micah	g	1-4	0-1	0-0	1	0	1	0	2	0	0	1	0	10
02	Jallow, Musa	g	0-2	0-1	0-0	0	0	0	0	0	0	0	0	0	9
13	Dakich, Andrew	g	1-2	1-1	0-0	0	2	2	1	3	1	1	0	1	20
24	Wesson, Andre	g	0-0	0-0	0-0	0	1	1	0	1	0	0	0	0	16
	Team					3	0	3							
Totals			28-50	7-15	16-16	7	18	25	16	79	12	11	4	5	200

FG % 1st Half: 14-27 51.9% 2nd half: 14-23 60.9% Game: 28-50 56.0% Deadball Rebounds
 3FG % 1st Half: 1-6 16.7% 2nd half: 6-9 66.7% Game: 7-15 46.7%
 FT % 1st Half: 8-8 100.0% 2nd half: 8-8 100.0% Game: 16-16 100.0%

Officials: Mike Eades, Donnie Eppley, Pat Driscoll
 Technical fouls: Penn State-None. Ohio State-None.
 Attendance: 13464

Score by periods	1st	2nd	Total
Penn State	38	44	82
Ohio State	37	42	79

	In	Off	2nd	Fast	Bench
Points	Paint	T/O	Chance	Break	
PSU	26	11	6	3	13
OSU	32	17	4	3	5

Last FG - PSU 2nd-00:01, OSU 2nd-00:05.
 Largest lead - PSU by 13 2nd-07:58, OSU by 2 2nd-18:13.
 PSU led for 37:26. OSU led for 01:28. Game was tied for 01:06.

Score tied - 3 times.
 Lead changed - 4 times.

Official Basketball Box Score -- Game Totals -- Final Statistics
Rutgers vs Penn State
1/27/18 4:00 p.m. at University Park, Pa. (Bryce Jordan Ctr.)

23

Rutgers 43 • 12-11, 2-8

#	Player	Total		3-Ptr		Rebounds			PF	TP	A	TO	Blk	Stl	Min
		FG-FGA	FG-FGA	FT-FTA	Off	Def	Tot								
33	Freeman, Deshawn	f	2-7	0-0	2-2	0	8	8	3	6	1	3	1	2	23
35	Thiam, Issa	f	5-12	2-7	0-0	0	4	4	0	12	0	2	0	0	28
21	Doucoure, Mamadou	c	3-6	0-0	0-0	1	3	4	3	6	0	1	1	0	21
00	Baker, Geo	g	1-9	1-6	0-0	0	1	1	1	3	4	1	0	2	35
03	Sanders, Corey	g	0-7	0-3	0-0	0	2	2	0	0	3	3	0	1	29
01	Sa, Candido	g	2-5	1-1	2-2	0	4	4	1	7	0	1	0	0	18
02	Doorson, Shaquille	g	0-1	0-0	0-0	0	0	0	0	0	0	0	0	0	6
10	Dadika, Jake	g	0-0	0-0	0-0	0	0	0	0	0	0	0	0	0	3
11	Omoruyi, Eugene	g	3-4	0-0	3-5	0	2	2	4	9	1	2	1	1	24
44	Mensah, Souf	g	0-0	0-0	0-0	0	0	0	3	0	1	2	0	1	13
	Team					1	1	2							
Totals			16-51	4-17	7-9	2	25	27	15	43	10	16	3	7	200

FG % 1st Half: 8-28 28.6% 2nd half: 8-23 34.8% Game: 16-51 31.4% Deadball Rebounds
 3FG % 1st Half: 2-10 20.0% 2nd half: 2-7 28.6% Game: 4-17 23.5%
 FT % 1st Half: 5-6 83.3% 2nd half: 2-3 66.7% Game: 7-9 77.8%

Penn State 60 • 15-8, 5-5

#	Player	Total		3-Ptr		Rebounds			PF	TP	A	TO	Blk	Stl	Min
		FG-FGA	FG-FGA	FT-FTA	Off	Def	Tot								
01	Zemgulis, Deivis	f	0-1	0-1	0-0	1	0	1	2	0	0	0	0	1	12
11	Stevens, Lamar	f	3-8	0-2	0-1	0	4	4	3	6	0	3	1	0	24
24	Watkins, Mike	f	6-12	0-0	3-6	5	14	19	0	15	1	3	3	0	30
10	Carr, Tony	g	6-13	2-5	2-3	0	5	5	2	16	4	4	0	2	39

2017-18 PENN STATE BOX SCORES

Official Basketball Box Score -- Game Totals -- Final Statistics Iowa vs Penn State 02/03/18 6 p.m. at University Park, Pa. (Bryce Jordan Ctr)

25

Iowa 58 • 12-13, 3-9

#	Player	Total			3-Ptr			Rebounds			PF	TP	A	T	Blk	Stl	Min
		FG-FGA	FG-FGA	FT-FTA	FG-FGA	FG-FGA	FT-FTA	Off	Def	Tot							
05	Cook, Tyler	r	8-12	0-0	3-6	2	4	6	3	19	1	2	0	0	0	31	
51	Baer, Nicholas	r	1-4	0-3	0-0	3	3	6	1	2	0	0	1	1	21		
55	Garza, Luka	r	3-13	0-2	7-9	2	4	6	2	13	0	2	0	1	24		
03	Bohannon, Jordan	g	1-3	1-3	0-0	0	0	0	1	3	3	3	0	1	24		
04	Moss, Isaiah	g	1-6	0-1	2-2	0	1	1	0	4	1	0	0	0	21		
00	Wagner, Ahmad	g	0-0	0-0	0-0	0	0	0	0	0	0	0	0	0	4		
01	Dailey, Maishe	g	2-4	0-1	0-0	0	1	1	4	4	0	3	0	1	26		
02	Nunge, Jack	g	2-7	0-0	0-0	2	2	0	1	4	0	0	0	0	22		
25	Uhl, Dom	g	0-0	0-0	0-0	1	2	3	0	0	2	0	0	0	8		
35	Pemsl, Cordell	g	3-6	0-0	3-5	1	2	3	2	9	0	3	0	0	19		
	Team					1	1	2									
	Totals		21-55	1-10	15-22	12	18	30	14	58	7	13	1	4	200		

FG % 1st Half: 12-30 40.0% 2nd half: 9-25 36.0% Game: 21-55 38.2%
 3FG % 1st Half: 1-3 33.3% 2nd half: 0-7 0.0% Game: 1-10 10.0%
 FT % 1st Half: 3-5 60.0% 2nd half: 12-17 70.6% Game: 15-22 68.2%

Penn State 82 • 16-9, 6-6

#	Player	Total			3-Ptr			Rebounds			PF	TP	A	T	Blk	Stl	Min
		FG-FGA	FG-FGA	FT-FTA	FG-FGA	FG-FGA	FT-FTA	Off	Def	Tot							
11	Stevens, Lamar	r	8-18	0-3	1-2	2	4	6	3	17	2	3	4	1	36		
24	Watkins, Mike	r	9-10	0-0	1-2	2	8	10	3	19	0	1	1	2	30		
10	Carr, Tony	g	6-13	2-4	2-2	1	5	6	2	16	3	3	0	0	35		
23	Reaves, Josh	g	4-5	0-0	3-4	1	1	2	3	11	5	1	0	1	20		
33	Garner, Shep	g	3-8	3-7	0-0	0	2	2	9	0	1	0	0	0	30		
01	Zemgulis, Deivis	g	0-0	0-0	0-0	0	0	0	0	0	0	0	0	0	1		
04	Bostick, Nazeer	g	2-5	0-1	0-0	1	3	4	2	4	1	0	0	1	23		
05	Wheeler, Jamari	g	1-3	0-0	0-0	1	2	3	2	2	1	0	0	0	12		
21	Harrar, John	g	1-1	0-0	0-0	0	0	0	0	2	0	0	0	0	2		
44	Moore, Julian	g	1-1	0-0	0-0	1	0	1	2	2	1	0	1	0	11		
	Team					2	1	3									
	Totals		35-64	5-15	7-10	11	26	37	19	82	13	11	6	5	200		

FG % 1st Half: 20-34 58.8% 2nd half: 15-30 50.0% Game: 35-64 54.7%
 3FG % 1st Half: 4-8 50.0% 2nd half: 1-7 14.3% Game: 5-15 33.3%
 FT % 1st Half: 3-4 75.0% 2nd half: 4-6 66.7% Game: 7-10 70.0%

Officials: D.J. Carstensen, Paul Szelc, Kelly Pfeifer
 Technical fouls: Iowa-None. Penn State-None.
 Attendance: 10394

Score by periods	1st	2nd	Total
Iowa	28	30	58
Penn State	47	35	82

Last FG - Iowa 2nd-01:55, PSU 2nd-00:40.
 Largest lead - Iowa by 3 1st-19:23, PSU by 25 2nd-04:20.
 Iowa led for 01:50. PSU led for 36:16. Game was tied for 01:54.

Score tied - 2 times.
 Lead changed - 3 times.

Official Basketball Box Score -- Game Totals -- Final Statistics Maryland vs Penn State 2/7/18 6:30 p.m. at University Park, Pa. (Bryce Jordan Ctr.)

26

Maryland 70 • 16-10, 5-8

#	Player	Total			3-Ptr			Rebounds			PF	TP	A	T	Blk	Stl	Min
		FG-FGA	FG-FGA	FT-FTA	FG-FGA	FG-FGA	FT-FTA	Off	Def	Tot							
23	Bruno Fernando	r	4-6	0-0	5-5	2	7	9	3	13	3	6	1	1	30		
01	Anthony Cowan	g	4-7	3-3	4-7	0	2	2	2	15	5	2	0	3	40		
04	Kevin Huerter	g	5-12	1-4	2-2	0	5	5	2	13	3	4	0	1	37		
05	Dion Wiley	g	2-3	2-3	0-0	0	0	0	1	6	0	0	0	0	23		
10	Darryl Morsell	g	5-8	0-0	0-0	1	2	3	1	10	3	0	1	1	33		
00	Sean Obi	g	0-0	0-0	0-0	0	2	2	3	0	1	0	0	0	10		
11	Jared Nickens	g	5-10	3-7	0-0	1	1	2	4	13	0	1	0	0	25		
12	Reese Mona	g	0-0	0-0	0-0	0	0	0	0	0	0	0	0	0	0+		
33	Joshua Tomaic	g	0-0	0-0	0-0	0	0	0	0	0	1	0	0	0	2		
	Team					0	0	0									
	Totals		25-46	9-17	11-14	4	19	23	17	70	14	14	2	6	200		

FG % 1st Half: 13-22 59.1% 2nd half: 12-24 50.0% Game: 25-46 54.3%
 3FG % 1st Half: 4-7 57.1% 2nd half: 5-10 50.0% Game: 9-17 52.9%
 FT % 1st Half: 5-6 83.3% 2nd half: 6-8 75.0% Game: 11-14 78.6%

Penn State 74 • 17-9, 7-6

#	Player	Total			3-Ptr			Rebounds			PF	TP	A	T	Blk	Stl	Min
		FG-FGA	FG-FGA	FT-FTA	FG-FGA	FG-FGA	FT-FTA	Off	Def	Tot							
11	Stevens, Lamar	r	10-12	2-3	3-4	3	1	4	1	25	2	0	2	1	40		
24	Watkins, Mike	r	5-7	0-0	1-4	2	3	5	2	11	1	1	1	3	31		
10	Carr, Tony	g	5-12	4-6	2-2	0	1	1	2	16	6	2	0	1	37		
23	Reaves, Josh	g	5-10	1-3	3-4	3	6	9	3	14	1	4	0	1	36		
33	Garner, Shep	g	2-8	2-8	0-0	0	0	0	2	6	1	1	0	0	28		
03	Pierce, Satchel	g	0-1	0-0	0-0	0	1	1	0	0	0	0	0	0	4		
04	Bostick, Nazeer	g	0-1	0-1	2-2	0	1	1	1	2	0	0	0	0	7		
05	Wheeler, Jamari	g	0-0	0-0	0-0	0	1	1	1	0	3	0	0	0	11		
44	Moore, Julian	g	0-1	0-0	0-2	1	1	2	0	0	1	1	0	0	6		
	Team					0	3	3									
	Totals		27-52	9-21	11-18	9	18	27	12	74	14	10	3	6	200		

FG % 1st Half: 16-30 53.3% 2nd half: 11-22 50.0% Game: 27-52 51.9%
 3FG % 1st Half: 5-12 41.7% 2nd half: 4-9 44.4% Game: 9-21 42.9%
 FT % 1st Half: 4-4 100.0% 2nd half: 7-14 50.0% Game: 11-18 61.1%

Officials: Terry Oglesby, Mike Eades, Rob Kueneman
 Technical fouls: Maryland-None. Penn State-None.
 Attendance: 8435

Score by periods	1st	2nd	Total
Maryland	35	35	70
Penn State	41	33	74

Last FG - UMD 2nd-01:13, PSU 2nd-02:06.
 Largest lead - UMD by 6 1st-17:03, PSU by 10 2nd-08:11.
 UMD led for 08:56. PSU led for 27:18. Game was tied for 03:46.

Points UMD 70 PSU 74
 In Paint 32 23
 Off T/O 13 13
 2nd Chance 8 4
 Fast Break 4 1
 Bench 13 2

Score tied - 6 times.
 Lead changed - 6 times.

Official Basketball Box Score -- Game Totals -- Final Statistics Penn State vs Illinois 02/11/18 6 p.m. at State Farm Center; Champaign, Ill.

27

Penn State 74 • 18-9, 8-6

#	Player	Total			3-Ptr			Rebounds			PF	TP	A	T	Blk	Stl	Min
		FG-FGA	FG-FGA	FT-FTA	FG-FGA	FG-FGA	FT-FTA	Off	Def	Tot							
11	Stevens, Lamar	r	5-8	0-2	1-2	2	4	6	3	11	2	4	0	0	39		
24	Watkins, Mike	r	5-5	0-0	0-1	0	4	4	3	10	0	1	0	1	22		
10	Carr, Tony	g	6-13	3-7	0-0	1	5	6	0	15	6	3	1	1	35		
23	Reaves, Josh	g	5-9	0-1	0-0	2	1	3	4	10	1	0	0	1	19		
33	Garner, Shep	g	5-14	4-13	2-2	1	1	2	1	16	4	2	1	1	37		
01	Zemgulis, Deivis	g	0-0	0-0	0-0	0	0	0	0	0	0	0	0	0	1		
04	Bostick, Nazeer	g	2-3	0-0	3-4	1	0	1	2	7	3	0	0	0	19		
05	Wheeler, Jamari	g	1-2	0-1	0-1	1	1	2	1	2	3	1	0	2	10		
21	Harrar, John	g	0-0	0-0	0-0	0	0	0	0	0	0	0	0	0	4		
44	Moore, Julian	g	1-1	0-0	1-1	0	1	1	2	3	1	0	1	0	14		
	Team					1	2	3									
	Totals		30-55	7-24	7-11	9	19	28	16	74	20	11	3	6	200		

FG % 1st Half: 15-27 55.6% 2nd half: 15-28 53.6% Game: 30-55 54.5%
 3FG % 1st Half: 3-13 23.1% 2nd half: 4-11 36.4% Game: 7-24 29.2%
 FT % 1st Half: 4-6 66.7% 2nd half: 3-5 60.0% Game: 7-11 63.6%

Illinois 52 • 12-14, 2-11

#	Player	Total			3-Ptr			Rebounds			PF	TP	A	T	Blk	Stl	Min
		FG-FGA	FG-FGA	FT-FTA	FG-FGA	FG-FGA	FT-FTA	Off	Def	Tot							
11	Eboigbodin, Greg	r	0-0	0-0	0-0	3	3	6	5	0	2	1	0	0	21		
12	Black, Leron	r	6-10	2-3	4-4	4	2	6	3	18	0	3	0	0	29		
01	Frazier, Trent	g	2-11	2-6	0-1	2	2	4	2	6	1	3	0	3	29		
23	Jordan, Aaron	g	0-3	0-2	0-0	0	1	1	2	0	2	0	0	0	24		
24	Alstork, Mark	g	2-5	0-1	0-0	0	2	2	1	4	0	1	0	0	14		
02	Nichols, Kipper	g	4-10	1-5	3-3												

2017-18 PENN STATE BOX SCORES

Official Basketball Box Score -- Game Totals -- Final Statistics Penn State vs Purdue 02/18/18 8:00 PM ET at West Lafayette, Ind. / Mackey Arena

29

Penn State 73 • 19-10, 9-7

#	Player	Total			3-Ptr			Rebounds			PF	TP	A	TO	Blk	Stl	Min
		FG	FGA	FT	FTA	Off	Def	Total									
11	Stevens, Lamar	f	4-8	1-2	4-6	1	5	6	1	13	1	4	1	1	38		
24	Watkins, Mike	c	1-3	0-0	1-2	1	1	2	4	3	0	1	1	0	9		
10	Carr, Tony	g	8-22	2-4	1-1	3	2	5	2	19	5	2	1	1	36		
23	Reaves, Josh	g	3-5	1-3	0-0	1	6	7	4	7	5	3	0	0	38		
33	Garner, Shep	g	6-9	5-8	0-0	0	4	4	3	17	0	1	0	0	25		
03	Pierce, Satchel	g	1-1	0-0	0-0	0	2	2	3	2	0	1	1	1	13		
04	Bostick, Nazeer	g	2-4	0-1	2-2	2	2	4	2	6	1	2	0	1	14		
05	Wheeler, Jamari	g	0-1	0-0	0-0	2	0	2	0	0	1	1	0	1	8		
21	Harrar, John	g	0-0	0-0	0-0	0	0	0	1	0	0	1	0	0	5		
44	Moore, Julian	g	3-3	0-0	0-2	1	0	1	2	6	1	0	0	0	14		
	Team					0	2	2									
Totals			28-56	9-18	8-13	11	24	35	22	73	14	15	5	5	200		

FG % 1st Half: 15-30 50.0% 2nd half: 13-26 50.0% Game: 28-56 50.0%
 3FG % 1st Half: 4-8 50.0% 2nd half: 5-10 50.0% Game: 9-18 50.0%
 FT % 1st Half: 2-3 66.7% 2nd half: 6-10 60.0% Game: 8-13 61.5%

Purdue 76 • 24-5, 13-3

#	Player	Total			3-Ptr			Rebounds			PF	TP	A	TO	Blk	Stl	Min
		FG	FGA	FT	FTA	Off	Def	Total									
24	Eifert, Grady	f	2-3	0-1	2-5	1	3	4	4	6	2	0	1	0	23		
44	Haas, Isaac	c	4-7	0-0	4-7	2	4	6	4	12	3	3	1	0	27		
03	Edwards, Carsen	g	9-19	3-8	6-7	0	4	4	1	27	2	0	0	3	35		
11	Thompson, P.J.	g	0-2	0-2	0-0	1	2	3	3	0	0	1	1	1	21		
31	Mathias, Dakota	g	7-11	2-5	2-2	0	3	3	2	18	3	2	0	2	34		
14	Cline, Ryan	g	2-4	2-4	1-2	0	1	1	1	7	2	1	0	1	21		
20	Eastern, Nojel	g	1-3	0-0	0-0	2	1	3	1	2	1	2	0	1	22		
32	Haarms, Matt	g	1-4	0-0	2-4	2	0	2	2	4	0	0	1	1	17		
	Team					1	1	2									
Totals			26-53	7-20	17-27	9	19	28	18	76	13	9	4	9	200		

FG % 1st Half: 11-26 42.3% 2nd half: 15-27 55.6% Game: 26-53 49.1%
 3FG % 1st Half: 2-9 22.2% 2nd half: 5-11 45.5% Game: 7-20 35.0%
 FT % 1st Half: 8-9 88.9% 2nd half: 9-18 50.0% Game: 17-27 63.0%

Officials: Bo Boroski, Bill Ek, Keith Kimble
 Technical fouls: Penn State-Watkins, Mike, Purdue-Haarms, Matt.
 Attendance: 14804

Score by periods	1st	2nd	Total
Penn State	36	37	73
Purdue	32	44	76

Points	In	Off	2nd	Fast	Bench
	Paint	T/O	Chance	Break	
PSU	20	11	13	2	14
PURDUE	24	12	11	4	13

Last FG - PSU 2nd-01:33, PURDUE 2nd-01:13.
 Largest lead - PSU by 9 1st-05:04, PURDUE by 11 2nd-12:34.
 PSU led for 12:48, PURDUE led for 25:31. Game was tied for 01:41.

Score tied - 4 times.
 Lead changed - 4 times.

Official Basketball Box Score -- Game Totals -- Final Statistics Michigan vs Penn State 2/21/18 7:00 p.m. at University Park, Pa. (Bryce Jordan Ctr.)

30

Michigan 72 • 23-7, 12-5

#	Player	Total			3-Ptr			Rebounds			PF	TP	A	TO	Blk	Stl	Min
		FG	FGA	FT	FTA	Off	Def	Total									
04	Livers, Isaiah	f	0-0	0-0	2-2	0	0	0	0	2	1	0	0	0	9		
13	Wagner, Moritz	f	5-9	4-5	4-4	1	7	8	3	18	1	1	0	0	28		
01	Mathews, Charles	g	0-5	0-1	0-0	1	2	3	1	0	2	3	2	1	17		
03	Simpson, Zavier	g	4-10	0-3	1-2	1	5	6	1	9	4	1	0	3	32		
12	Abdur-Rahkman, M-A	g	3-6	1-3	2-4	0	2	2	2	9	5	4	0	2	38		
02	Poole, Jordan	g	4-8	2-2	3-3	0	4	4	3	13	1	1	0	1	26		
05	Simmons, Jaaron	g	0-0	0-0	0-0	0	0	0	2	0	0	0	0	0	4		
15	Teske, Jon	g	0-2	0-0	0-0	1	3	4	0	0	1	0	1	0	12		
22	Robinson, Duncan	g	6-9	3-6	4-4	1	3	4	3	19	0	1	3	1	32		
55	Brooks, Eli	g	1-2	0-1	0-0	0	1	1	0	2	0	0	0	0	2		
	Team					1	1	2									
Totals			23-51	10-21	16-19	6	28	34	15	72	15	12	6	8	200		

FG % 1st Half: 13-26 50.0% 2nd half: 10-25 40.0% Game: 23-51 45.1%
 3FG % 1st Half: 5-10 50.0% 2nd half: 5-11 45.5% Game: 10-21 47.6%
 FT % 1st Half: 3-5 60.0% 2nd half: 13-14 92.9% Game: 16-19 84.2%

Penn State 63 • 19-11, 9-8

#	Player	Total			3-Ptr			Rebounds			PF	TP	A	TO	Blk	Stl	Min
		FG	FGA	FT	FTA	Off	Def	Total									
11	Stevens, Lamar	f	9-19	1-3	0-4	0	8	8	1	19	3	2	2	0	38		
44	Moore, Julian	f	2-4	0-0	2-2	2	1	3	3	6	0	1	0	0	11		
10	Carr, Tony	g	8-18	4-8	1-1	0	5	5	1	21	6	2	2	1	39		
23	Reaves, Josh	g	2-3	1-2	3-4	1	6	7	5	8	1	2	0	3	35		
33	Garner, Shep	g	1-6	1-5	0-0	0	1	1	4	3	0	1	0	1	33		
01	Zemgulis, Deivis	g	0-0	0-0	0-0	0	1	1	0	0	0	0	0	0	1		
03	Pierce, Satchel	g	1-2	0-0	0-0	0	0	0	1	2	0	0	1	0	5		
04	Bostick, Nazeer	g	1-4	0-0	0-0	0	0	0	3	2	2	1	1	21			
05	Wheeler, Jamari	g	0-0	0-0	0-0	0	0	0	0	0	0	0	0	0	4		
21	Harrar, John	g	1-1	0-0	0-0	1	0	1	1	2	0	0	0	0	8		
24	Watkins, Mike	g	0-2	0-0	0-0	0	0	0	0	0	0	0	0	0	5		
	Team					5	2	7									
Totals			25-59	7-18	6-11	9	24	33	19	63	10	10	6	6	200		

FG % 1st Half: 11-28 39.3% 2nd half: 14-31 45.2% Game: 25-59 42.4%
 3FG % 1st Half: 2-7 28.6% 2nd half: 5-11 45.5% Game: 7-18 38.9%
 FT % 1st Half: 2-2 100.0% 2nd half: 4-9 44.4% Game: 6-11 54.5%

Officials: Terry Oglesby, Gene Steratore, Rob Riley
 Technical fouls: Michigan-None, Penn State-None.
 Attendance: 13586

Score by periods	1st	2nd	Total
Michigan	34	38	72
Penn State	26	37	63

Points	In	Off	2nd	Fast	Bench
	Paint	T/O	Chance	Break	
MICH	24	14	4	13	34
PSU	30	9	10	4	6

Last FG - MICH 2nd-01:28, PSU 2nd-00:22.
 Largest lead - MICH by 13 1st-03:52, PSU by 3 2nd-14:30.
 MICH led for 33:46, PSU led for 04:04. Game was tied for 02:10.

Score tied - 4 times.
 Lead changed - 4 times.

Official Basketball Box Score -- Game Totals -- Final Statistics Penn State vs Nebraska 02/25/18 4:21 p.m. at Pinnacle Bank Arena (Lincoln, Neb.)

31

Penn State 64 • 19-12, 9-9

#	Player	Total			3-Ptr			Rebounds			PF	TP	A	TO	Blk	Stl	Min
		FG	FGA	FT	FTA	Off	Def	Total									
11	Stevens, Lamar	f	5-11	1-2	2-4	1	6	7	2	13	0	4	3	0	34		
44	Moore, Julian	f	1-2	0-0	0-0	1	2	3	2	2	0	0	0	0	14		
10	Carr, Tony	g	9-23	2-7	7-11	1	2	3	1	27	1	3	0	0	38		
23	Reaves, Josh	g	1-8	0-3	1-2	2	5	7	3	3	3	3	0	7	37		
33	Garner, Shep	g	5-8	1-4	0-0	0	2	2	3	11	2	1	0	2	30		
03	Pierce, Satchel	g	0-1	0-0	0-0	1	0	1	2	0	0	0	0	0	4		
04	Bostick, Nazeer	g	2-5	0-1	0-0	0	0	0	2	4	0	1	0	2	22		
05	Wheeler, Jamari	g	1-1	0-0	2-2	2	0	2	3	4	0	0	0	0	15		
21	Harrar, John	g	0-0	0-0	0-0	0	0	0	1	0	0	1	0	0	6		
	Team					2	1	3									
Totals			24-59	4-17	12-19	10	18	28	19	64	6	13	3	11	200		

FG % 1st Half: 7-27 25.9% 2nd half: 17-32 53.1% Game: 24-59 40.7%
 3FG % 1st Half: 1-6 16.7% 2nd half: 3-11 27.3% Game: 4-17 23.5%
 FT % 1st Half: 2-4 50.0% 2nd half: 10-15 66.7% Game: 12-19 63.2%

Nebraska 76 • 22-9, 13-5

#	Player	Total			3-Ptr			Rebounds			PF	TP	A	TO	Blk	Stl	Min
		FG	FGA	FT	FTA	Off	Def	Total									
14	Copeland, Isaac	f	6-10	2-3	3-5	3	9	12	2	17	4	2	0	1	34		
00	Okeke, DUBY	c	0-0	0-0	0-0	0	2	2	0	0	0	0	1	0	4		
11	Taylor, Evan	g	2-8	0-1	3-4	2	4	6	1	7	3	0	0	2	30		
13	Gill, Anton	g	2-6	2-5	3-4	0	0										

2017-18 PENN STATE BOX SCORES

Official Basketball Box Score -- Game Totals -- Final Statistics PENN STATE vs OHIO STATE 3/2/18 6:30pm at Madison Square Garden, New York, NY

33

PENN STATE 69

#	Player	Total		3-Ptr		Rebounds			PF	TP	A	TO	Blk	Stl	Min
		FG-FGA	FG-FGA	FT-FTA	Off	Def	Tot								
11	STEVENS,LAMAR	f	4-14	1-2	6-7	0	7	7	3	15	2	1	1	0	32
21	HARRAR,JOHN	f	1-3	0-0	0-0	4	2	6	3	2	0	0	0	0	11
33	GARNER,SHEP	f	4-7	3-6	2-2	0	1	1	1	13	1	2	0	1	37
10	CARR,TONY	g	9-17	4-7	3-5	0	6	6	3	25	5	3	1	0	36
23	REAVES,JOSH	g	2-12	1-4	4-4	2	5	7	3	9	4	1	0	1	34
04	BOSTICK,NAZEER	g	0-2	0-0	0-0	3	1	4	0	0	1	0	0	0	9
05	WHEELER,JAMARI	g	0-1	0-0	0-0	1	0	1	0	0	1	1	0	2	13
44	MOORE,JULIAN	g	2-2	0-0	1-2	2	3	5	2	5	0	0	1	1	28
Team						2	0	2			1				
Totals			22-58	9-19	16-20	14	25	39	15	69	14	9	3	5	200

FG % 1st Half: 12-32 37.5% 2nd half: 10-26 38.5% Game: 22-58 37.9%
3FG % 1st Half: 5-12 41.7% 2nd half: 4-7 57.1% Game: 9-19 47.4%
FT % 1st Half: 4-5 80.0% 2nd half: 12-15 80.0% Game: 16-20 80.0%

OHIO STATE 68

#	Player	Total		3-Ptr		Rebounds			PF	TP	A	TO	Blk	Stl	Min
		FG-FGA	FG-FGA	FT-FTA	Off	Def	Tot								
01	TATE,JA'ESEAN	f	4-9	1-1	1-1	3	4	7	4	10	0	2	1	1	19
33	BATES-DIOP,KEITA	f	10-20	2-5	3-4	2	3	5	1	25	2	2	2	1	37
34	WESSON,KALEB	f	2-6	0-1	1-3	3	0	3	3	5	4	1	0	0	20
03	JACKSON,CJ	f	1-6	1-5	2-2	0	4	4	1	5	6	0	0	0	33
15	WILLIAMS,KAM	g	4-8	2-4	0-0	0	1	1	2	10	3	1	3	0	33
00	POTTER,MICAH	g	1-4	1-4	0-0	0	0	0	1	3	0	1	1	1	8
13	DAKICH,ANDREW	g	1-2	0-1	0-0	0	3	3	4	2	1	0	0	1	26
24	WESSON,ANDRE	g	3-4	1-2	1-1	1	2	3	2	8	0	0	0	0	24
Team						2	5	7			1				
Totals			26-59	8-23	8-11	11	22	33	18	68	16	8	7	4	200

FG % 1st Half: 12-29 41.4% 2nd half: 14-30 46.7% Game: 26-59 44.1%
3FG % 1st Half: 5-11 45.5% 2nd half: 3-12 25.0% Game: 8-23 34.8%
FT % 1st Half: 3-4 75.0% 2nd half: 5-7 71.4% Game: 8-11 72.7%

Officials: Lamont Simpson, Larry Scrotto, Bill Ek
Technical fouls: PENN STATE-None. OHIO STATE-None.
Attendance: 2018 BIG TEN MEN'S BASKETBALL TOURNAMENT

Score by periods	1st	2nd	Total
PENN STATE	33	36	69
OHIO STATE	32	36	68

	In	Off	2nd	Fast	Bench
Points	Paint	T/O	Chance	Break	
PSU	24	13	18	2	5
OSU	32	14	11	9	13

Last FG - PSU 2nd-00:03, OSU 2nd-01:49,
Largest lead - PSU by 8 1st-13:05, OSU by 6 1st-06:31,
PSU led for 19:03. OSU led for 14:10. Game was tied for 06:47.

Score tied - 11 times.
Lead changed - 7 times.

Official Basketball Box Score -- Game Totals -- Final Statistics PENN STATE vs PURDUE 3/3/2018 4:30pm at Madison Square Garden, New York, NY

34

PENN STATE 70

#	Player	Total		3-Ptr		Rebounds			PF	TP	A	TO	Blk	Stl	Min
		FG-FGA	FG-FGA	FT-FTA	Off	Def	Tot								
10	CARR,TONY	g	4-18	1-6	3-6	1	8	9	3	12	4	3	0	0	37
11	STEVENS,LAMAR	f	4-12	1-4	5-5	2	4	6	3	14	1	0	0	0	37
21	HARRAR,JOHN	f	2-3	0-0	0-0	1	0	1	3	4	0	0	1	1	9
23	REAVES,JOSH	g	0-9	0-4	0-0	2	3	5	2	0	2	1	0	2	36
33	GARNER,SHEP	g	8-11	6-8	11-12	0	3	3	3	33	1	1	0	3	40
03	PIERCE,SAT CHEL	g	1-3	0-0	1-2	1	1	2	0	3	0	0	1	0	10
04	BOSTICK,NAZEER	g	1-3	0-0	2-2	2	1	3	2	4	0	0	0	0	12
05	WHEELER,JAMARI	g	0-0	0-0	0-0	0	0	0	0	0	1	1	0	1	9
44	MOORE,JULIAN	g	0-0	0-0	0-0	1	0	1	4	0	0	1	0	0	10
Team						6	0	6			1				
Totals			20-59	8-22	22-27	16	20	36	21	70	9	8	2	7	200

FG % 1st Half: 10-31 32.3% 2nd Half: 10-28 35.7% Game: 20-59 33.9%
3FG % 1st Half: 6-14 42.9% 2nd Half: 2-8 25.0% Game: 8-22 36.4%
FT % 1st Half: 5-5 100.0% 2nd Half: 17-22 77.3% Game: 20-27 81.5%

PURDUE 78

#	Player	Total		3-Ptr		Rebounds			PF	TP	A	TO	Blk	Stl	Min
		FG-FGA	FG-FGA	FT-FTA	Off	Def	Tot								
03	EDWARDS,CARSEN	g	9-18	6-9	3-6	0	4	4	1	27	2	2	0	0	36
11	THOMPSON,PJ	g	1-3	1-3	0-1	0	1	1	1	3	0	1	0	1	21
12	EDWARDS,VINCENT	f	2-9	0-3	3-4	1	5	6	2	7	5	1	0	35	
31	MATIAS,DAKOTA	g	5-7	2-4	3-4	0	6	6	3	15	1	2	0	1	31
44	HAAS,ISAAC	c	6-9	0-0	5-5	4	3	7	5	17	1	3	2	0	26
14	CLINE,RYAN	g	2-2	2-2	0-0	0	0	0	1	6	0	0	0	0	14
20	EASTERN,NOJEL	g	0-0	0-0	1-2	2	1	3	2	1	1	0	0	0	18
24	EIFERT,GRADY	g	0-0	0-0	0-0	0	1	1	3	0	0	0	0	0	6
32	HAARMS,MAT T	g	1-2	0-0	0-0	0	2	2	4	2	1	2	1	0	13
Team						0	2	2			0				
Totals			26-50	11-21	15-22	7	25	32	22	78	11	11	4	2	200

FG % 1st Half: 11-25 44.0% 2nd Half: 15-25 60.0% Game: 26-50 52.0%
3FG % 1st Half: 4-11 36.4% 2nd Half: 7-10 70.0% Game: 11-21 52.4%
FT % 1st Half: 7-10 70.0% 2nd Half: 8-12 66.7% Game: 15-22 68.2%

Officials: Paul Szelc, DJ Carstensen, Kelly Pfeifer
Technical Fouls: PENN STATE- MOORE,JULIAN; TEAM; PURDUE- HAARMS,MATT; HAAS,ISAAC;
Attendance: 19812

2018 BIG TEN MEN'S BASKETBALL TOURNAMENT SEMIFINAL
MSG SELLOUT

Score by periods	1st	2nd	Total
PENN STATE	31	39	70
PURDUE	33	45	78

	In	Off	2nd	Fast	Bench
Points	Paint	T/O	Chance	Break	
PSU	22	9	15	5	7
PURDUE	26	13	15	3	9

Last FG - PSU 2nd-00:03, PURDUE 2nd-03:02.
Largest lead - PENN STATE by 7 1st-03:37, PURDUE by 18 2nd-03:43
PSU led for 8:09. PURDUE led for 30:04. Game was tied for 1:39.

Score tied - 1 times; Lead changed - 5 times

Official Basketball Box Score -- Game Totals -- Final Statistics Temple vs Penn State 3/14/18 8:00 p.m. at University Park, Pa. (Bryce Jordan Ctr.)

35

Temple 57 • 17-16

#	Player	Total		3-Ptr		Rebounds			PF	TP	A	TO	Blk	Stl	Min
		FG-FGA	FG-FGA	FT-FTA	Off	Def	Tot								
00	ENECHIONYA, Obi	f	2-7	1-5	1-4	1	3	4	5	6	0	0	2	0	28
24	AFLAKPUI, Ernest	c	2-4	0-0	0-0	5	7	12	3	4	1	3	0	0	32
01	BROWN, Josh	g	6-12	0-1	2-2	0	6	6	3	14	4	1	1	1	38
03	ALSTON, JR., Shizz	g	6-13	2-6	1-2	0	1	1	3	15	4	1	0	1	35
13	ROSE, Quinton	g	5-15	1-3	0-2	2	4	6	1	11	3	1	2	1	38
04	MOORMAN II, J.P.	g	1-1	0-0	0-0	0	0	0	3	2	0	0	0	0	3
15	PIERRE-LOUIS, Nate	g	0-3	0-2	1-4	0	1	1	2	1	0	0	0	2	15
22	PERRY, DeVondre	g	1-2	0-1	0-0	0	2	2	4	2	0	2	0	1	10
23	MOORE, Damion	g	1-1	0-0	0-0	0	1	1	0	2	0	0	0	0	1
Team						1	0	1			3				
Totals			24-58	4-18	5-14	9	25	34	24	57	12	11	5	6	200

1st - FG %: 6-14 42.9% 2nd: 5-13 38.5% 3rd: 9-16 56.3% 4th: 4-15 26.7% Game: 24-58 41.4%
3FG %: 2-4 50.0% 2nd: 0-4 0.0% 3rd: 1-4 25.0% 4th: 1-7 14.3% Game: 4-18 22.2%
FT %: 2-4 50.0% 3-4 75.0% 2-2 100.0% 5-14 35.7%

Penn State 63 • 22-13

#	Player	Total		3-Ptr		Rebounds			PF	TP	A	TO	Blk	Stl	Min
		FG-FGA	FG-FGA	FT-FTA	Off	Def	Tot								
11	Stevens, Lamar	f	1-6	0-1	8-11	1	2	3	3	10	3	2	2	0	25
1	Harrar, John	f	1-3	0-0	0	3	0	3	0	2	0	0	0	0	10
10	Carr, Tony	g	1-12	0-4	0-0	0	6	6	1	2	5	3	1	1	37
23	Reaves, Josh	g	7-10	4-6	1-5	3	8	11	3	19	1	3	0	1	30
33	Garner, Shep	g	2-7	2-6	2-2	0	3	3	2	8	2	0	0	1	40
01	Zemgulis, Deivis	g	0-2	0-1	0-0	1	1	2	2	0	0	0	0	1	7
03	Pierce, Satchel	g	0-1	0-0	0-0	0	0	0	0	0	0	0	0	0	3
04	Bostick, Nazeer	g	4-4	1-1	3-6	0	3	3	4	12	0	1	0		

2017-18 PENN STATE BOX SCORES

37

Official Basketball Box Score -- Game Totals -- Final Statistics
Penn State vs Marquette
3/20/18 6 p.m. CT at Al McGuire Center - Milwaukee, Wis.

Penn State 85 • 24-13

##	Player	Total		3-Ptr		Rebounds			PF	TP	A	TO	Blk	Stl	Min
		FG-FGA	FT-FTA	FG-FGA	FT-FTA	Off	Def	Tot							
11	Stevens, Lamar	f	14-22	0-1	2-3	0	2	2	2	30	1	2	0	0	40
21	Harrar, John	f	1-3	0-0	2-2	4	5	9	2	4	1	0	0	0	22
10	Carr, Tony	g	7-15	0-3	11-14	1	5	6	4	25	7	4	0	1	39
23	Reaves, Josh	g	1-3	1-2	0-0	0	0	0	4	3	5	2	0	0	17
33	Garner, Shep	g	7-11	5-8	0-0	0	3	3	2	19	0	2	0	0	40
01	Zemgulis, Deivis		0-0	0-0	0-0	0	0	0	0	0	0	0	0	0	4
05	Wheeler, Jamari		0-1	0-0	0-0	2	0	2	2	0	0	2	0	2	20
44	Moore, Julian		1-3	0-0	2-2	3	2	5	1	4	0	0	1	1	18
	Team					2	1	3							
Totals			31-58	6-14	17-21	12	18	30	17	85	14	12	1	4	200
1st - FG %:		9-13	69.2%	2nd: 7-12	58.3%	3rd: 8-18	44.4%	4th: 7-15	46.7%	Game: 31-58	53.4%	Deadball			
3FG %:		3-4	75.0%	0-2	0.0%	2-5	40.0%	1-3	33.3%	6-14	42.9%	Rebounds			
FT %:		4-4	100.0%	2-3	66.7%	4-4	100.0%	7-10	70.0%	17-21	81.0%	3,2			

Marquette 80 • 21-14

##	Player	Total		3-Ptr		Rebounds			PF	TP	A	TO	Blk	Stl	Min
		FG-FGA	FT-FTA	FG-FGA	FT-FTA	Off	Def	Tot							
02	ANIM, Sacar	f	2-4	0-0	2-2	0	2	2	4	6	0	3	0	0	26
10	HAUSER, Sam	f	5-11	3-8	0-0	2	1	3	1	13	4	0	1	2	32
12	HELDT, Matt	c	0-0	0-0	0-0	0	0	0	4	0	0	0	2	0	17
00	HOWARD, Markus	g	8-19	2-7	3-3	2	1	3	3	21	0	2	0	0	34
30	ROWSEY, Andrew	g	8-15	6-11	7-9	2	1	3	3	29	8	1	0	0	39
04	JOHN, Theo		2-4	0-0	0-0	3	6	9	2	4	1	5	1	0	23
05	ELLIOTT, Greg		0-3	0-1	0-0	0	0	0	0	0	0	0	1	0	12
23	CAIN, Jamal		3-5	1-2	0-0	2	4	6	5	7	1	1	0	1	17
	Team					2	1	3							
Totals			28-61	12-29	12-14	13	16	29	22	80	14	12	5	3	200
1st - FG %:		8-13	61.5%	2nd: 5-16	31.3%	3rd: 6-15	40.0%	4th: 9-17	52.9%	Game: 28-61	45.9%	Deadball			
3FG %:		4-5	80.0%	2-9	22.2%	2-5	40.0%	4-10	40.0%	12-29	41.4%	Rebounds			
FT %:		2-3	66.7%	0-0	0.0%	3-4	75.0%	7-7	100.0%	12-14	85.7%	2			

Officials: Bo Boroski, Lamar Simpson, Bill Covington
 Technical fouls: Penn State-None. Marquette-None.
 Attendance: 3670
 2018 National Invitation Tournament Quarterfinals

Score by periods	1st	2nd	3rd	4th	Total
Penn State	25	16	22	22	85
Marquette	22	12	17	29	80

Points	In	Off	2nd	Fast	Bench
PSU	40	12	10	12	4
MU	24	15	16	12	11

Last FG - PSU 4th-01:00, MU 4th-00:06.
 Largest lead - PSU by 14 4th-08:28, MU by 1 1st-09:13.
 PSU led for 37:37, MU led for 01:00. Game was tied for 01:23.

Score tied - 2 times.
 Lead changed - 6 times.

TV / RADIO ROSTER



1
DEIVIS ZEMGULIS
Jr. | F | 6-6 | 220
Kaunas, Lithuania




3
SACHEL PIERCE
Jr. | F | 7-0 | 255
Barberton, Ohio



4
NAZEER BOSTICK
So. | G | 6-4 | 203
Philadelphia, Pa.



5
JAMARI WHEELER
Fr. | G | 6-1 | 170
Live Oak, Fla.



10
TONY CARR
So. | G | 6-5 | 204
Philadelphia, Pa.



11
LAMAR STEVENS
So. | F | 6-8 | 226
North Wales, Pa.



20
TAYLOR NUSSBAUM
Fr. | G | 6-2 | 175
South Salem, N.Y.



21
JOHN HARRAR
Fr. | F | 6-9 | 243
Wallington, Pa.



22
GRANT HAZLE
So. | F | 6-5 | 192
Kingwood, Texas




23
JOSH REAVES
Jr. | G | 6-4 | 210
Fairfax, Va.



24
MIKE WATKINS
R-So. | F | 6-9 | 254
Philadelphia, Pa.



33
SHEP GARNER
Sr. | G | 6-2 | 196
Chester, Pa.



35
TRENT BUTTRICK
Fr. | F | 6-8 | 234
Bloomsburg, Pa.



44
JULIAN MOORE
Gr. | F | 6-10 | 248
Philadelphia, Pa.



PATRICK CHAMBERS
Head Coach
Seventh Season



KEITH URGO
Associate Head Coach
Seventh Season



DWAYNE ANDERSON
Assistant Coach
Fifth Season



JIM FERRY
Assistant Coach
First Season



ROSS CONDON
Dir. of Operations
Seventh Season



DAVID CAPORALETTI
Dir. of Player Development
Seventh Season



JONATHAN SALAZER
Athletic Trainer
21st Season



GREG MISKINIS
Strength Coach
Second Season



DR. GREG BILLY
Team Physician
Seventh Season



NICHOLAS COLELLA
Dir. of Recruiting
Third Season



NAZEER BOSTICK

G • 6-4 • 203 • SOPHOMORE
PHILADELPHIA, PA (ROMAN CATHOLIC)

4

AS A SOPHOMORE (2017-18)

- Sliced first-half deficit vs. Temple to five points with critical jumper and 3-pointer in final 69 seconds of first half. Went 4-4 for game, 1-1 from behind the arc and had 12 points and three rebounds on night.
- Averaged 3.0 rebounds in three Big Ten Tournament games with high of four vs. Ohio State.
- Scored seven points and had three assists at Illinois. Also delivered inbound pass to Carr for bucket with 3.7 seconds left in first half to give Nittany Lions lead going into the break.
- Thunderous dunk vs. Rutgers broke backboard camera.
- Hit a jumper in overtime to help defeat Nebraska and finished with a then-Big Ten-best seven points.
- Earned his third start of season and career at Indiana and played 25 minutes. Had five points off two field goals.
- Played 19 minutes vs. Northwestern and had his fourth block in five games.
- Scored five points and had one rebound in eight minutes at Maryland.
- Played 18 minutes vs. Coppin State scoring seven points with two treys. Also had sky-high block.
- Made his first career three-pointer vs. Rider. Recorded first block of 2017-18.
- Started at George Mason and scored six points, had four rebounds and two assists.
- Missed the George Washington game.
- Gave quality minutes on defense at Iowa and had seven minutes with one assist vs. Wisconsin.
- Went 6-6 from the free throw line at N.C. State and added three rebounds, an assist and a steal.
- Shared team lead in scoring with Jamari Wheeler with 14 points vs. Oral Roberts (11/24). Tied his career high with five field goals against Golden Eagles.
- Had 10 points off 4-5 shooting against Pittsburgh and had career bests in assists (4) and steals (4).
- Had 10 points vs. Columbia, going 6-6 from the free throw line. Pulled down a career-best eight rebounds.
- Upped his minutes on the court to 22 vs. Montana.
- Scored then-career-best 12 points in 20 minutes of action vs. Fairleigh Dickinson (11-12).
- Inserted into the starting lineup vs. Columbia due to injuries to guards Tony Carr and Josh Reaves.
- Had four points, two steals and two rebounds in 15 minutes of play in the opener vs. Campbell.


► BOSTICK'S CAREER HIGHS

Points	Career14, vs. Oral Roberts, 11/24/17
B1G Career.....8, 2x, last at Northwestern, 1/20/18	
Rebounds	Career 8, vs. Columbia, 11/17/17
B1G Career.....5, 2x, last vs. Nebraska (ot), 1/12/18	
Assists	Career 4, vs. Pittsburgh, 11/20/17
B1G Career.....3, at Illinois, 2/11/18	
Blocks	Career 1, 9x, last vs. Michigan, 2/21/18
B1G Career.....1, 8x, last vs. Michigan, 2/21/18	
Steals	Career 4, vs. Pittsburgh, 11/17/17
B1G Career..... 2, at Nebraska, 2/14/17	
Minutes	Career 35, vs. Columbia, 11/17/17
B1G Career..... 31, vs. Minnesota (ot), 1/15/18	
..... regulation: 25 at Indiana, 1/9/18	

Field Goals - Made	Career5, 2x, last vs. Oral Roberts, 11/24/17
B1G Career..... 3, vs. Minnesota (ot), 1/15/18	
..... regulation: 2, 4x, last at Purdue, 2/18/18	
Field Goals - Attempted	Career 11, vs. Columbia, 11/17/17
B1G Career.....6, 3x, last vs. Ohio State, 2/15/18	
3-Point Field Goals - Made	Career2, vs. Coppin State, 12/30/17
B1G Career..... 1, 3x, last at Ohio State, 1/25/18	
3-Point Field Goals - Attempted	Career 4, vs. Coppin State, 12/30/17
B1G Career..... 2, 5x, last vs. Ohio State, 2/15/18	
Free Throws - Made	Career 6, 2x, last at N.C. State, 11/29/17
B1G Career.....4, at Northwestern, 1/20/18	
Free Throws - Attempted	Career 6, 4x, last vs. Temple-NIT, 3/14/18
B1G Career..... 5, vs. Nebraska (ot), 1/12/18	
..... regulation: 4, 2x, last at Illinois, 2/11/18	

Opponent	Date	gs	min	Total		3-Pointers		Free throws		Rebounds					pts	avg				
				fg-fga	pct	3fg-fga	pct	ft-fa	pct	off	def	tot	avg	pf			a	t/o	blk	stl
CAMPBELL	11/10/17	14	2-6	.333	0-0	.000	0-0	.000	0	2	2	2.0	4	0	2	0	2	4	4.0	
FAIRLEIGH DICKINSON	11/12/17	20	5-7	.714	0-0	.000	2-3	.667	1	1	2	2.0	0	0	2	0	1	12	8.0	
MONTANA	11/15/17	22	1-4	.250	0-0	.000	0-1	.000	1	0	1	1.7	2	0	2	0	0	2	6.0	
COLUMBIA	11/17/17 *	35	2-11	.182	0-2	.000	6-6	1.000	2	6	8	3.3	2	3	2	0	2	10	7.0	
vs Pittsburgh	11/20/17	20	4-5	.800	0-0	.000	2-4	.500	1	1	2	3.0	0	4	0	0	4	10	7.6	
vs Texas A&M	11/21/17	8	0-1	.000	0-0	.000	1-2	.500	0	0	2.5	1	0	1	0	1	0	1	6.5	
ORAL ROBERTS	11/24/201	23	5-9	.556	0-1	.000	4-6	.667	3	2	5	2.9	0	0	1	0	0	14	7.6	
at NC State	11/29/17	22	0-3	.000	0-0	.000	6-6	1.000	1	2	3	2.9	2	1	3	0	1	6	7.4	
at Iowa	12/02/17	8	0-1	.000	0-0	.000	0-0	.000	0	1	1	2.7	0	1	1	0	1	0	6.6	
WISCONSIN	12/4/17	7	0-0	.000	0-0	.000	0-0	.000	0	0	0	2.4	1	1	2	0	0	0	5.9	
at George Mason	12/17/17 *	27	3-6	.500	0-3	.000	0-0	.000	0	4	4	2.5	2	2	2	0	0	6	5.9	
BINGHAMTON	12/19/17	11	1-1	1.000	0-0	.000	0-0	.000	0	2	2	2.5	0	0	0	0	1	2	5.6	
RIDER	12/22/17	12	1-1	1.000	1-1	1.000	1-2	.500	0	1	1	2.4	3	0	2	1	0	4	5.5	
COPPIN STATE	12/30/17	18	2-4	.500	2-4	.500	1-2	.500	1	1	2	2.4	1	1	2	1	0	7	5.6	
at Maryland	01/02/18	8	2-3	.667	1-1	1.000	0-0	.000	0	1	1	2.3	1	0	0	0	0	5	5.5	
NORTHWESTERN	1/5/18	19	1-2	.500	0-1	.000	0-0	.000	0	1	1	2.2	0	1	1	1	0	2	5.3	
at Indiana	01/09/18 *	25	2-6	.333	1-2	.500	0-0	.000	1	4	5	2.4	4	0	3	0	1	5	5.3	
NEBRASKA	1/12/18	27	2-6	.333	0-2	.000	3-5	.600	2	3	5	2.5	3	0	0	0	1	7	5.4	
MINNESOTA	1/15/18	31	3-5	.600	0-2	.000	2-2	1.000	2	1	3	2.5	3	2	0	0	1	8	5.5	
at Northwestern	01/20/18	20	2-5	.400	0-1	.000	4-4	1.000	2	2	4	2.6	4	1	2	1	0	8	5.7	
at Ohio State	01/25/18	9	1-2	.500	1-1	1.000	0-0	.000	1	0	1	2.5	2	0	1	0	1	3	5.5	
RUTGERS	1/27/18	12	1-2	.500	0-0	.000	0-0	.000	0	0	0	2.4	1	0	1	0	0	2	5.4	
at Michigan State	1/31/18	18	0-2	.000	0-0	.000	0-0	.000	1	1	2	2.4	1	1	1	1	0	0	5.1	
IOWA	02/03/18	23	2-5	.400	0-1	.000	0-0	.000	1	3	4	2.5	2	1	0	0	1	4	5.1	
MARYLAND	2/7/18	7	0-1	.000	0-1	.000	2-2	1.000	0	1	1	2.4	1	0	0	0	0	2	5.0	
at Illinois	02/11/18	19	2-3	.667	0-0	.000	3-4	.750	1	0	1	2.3	2	3	0	0	0	7	5.0	
OHIO STATE	2/15/18	22	1-6	.167	0-2	.000	2-2	1.000	1	1	2	2.3	0	0	1	0	1	4	5.0	
at Purdue	02/18/18	14	2-4	.500	0-1	.000	2-2	1.000	2	2	4	2.4	2	1	2	0	1	6	5.0	
MICHIGAN	2/21/18	21	1-4	.250	0-0	.000	0-0	.000	0	0	0	2.3	3	0	2	1	1	2	4.9	
at Nebraska	02/25/18	22	2-5	.400	0-1	.000	0-0	.000	0	0	0	2.2	2	0	1	0	2	4	4.9	
vs Northwestern	3/1/18	10	1-2	.500	0-0	.000	0-2	.000	1	1	2	2.2	0	0	0	0	0	2	4.8	
vs Ohio State	3/2/18	9	0-2	.000	0-0	.000	0-0	.000	3	1	4	2.3	0	1	0	0	0	0	4.7	
vs Purdue	3/3/18	12	1-3	.333	0-0	.000	2-2	1.000	2	1	3	2.3	2	0	0	0	0	4	4.6	
TEMPLE	3/14/18	18	4-4	1.000	1-1	1.000	3-6	.500	0	3	3	2.3	4	0	1	0	0	12	4.9	
Totals		3	593	56-131	.427	7-28	.250	46-63	.730	30	49	79	2.3	55	24	38	6	22	165	4.9

Season	GP-GS	Min/Avg	Total		3-Point		Free Throws		Rebounds					Scoring						
			FG-FGA	Pct.	FG-FGA	Pct.	FT-FTA	Pct.	Off	Def	Total	Avg.	PF	DQ	A	T	B	S	Pts.	Avg.
2016-17	18-0	120/6.7	9-29	.310	0-9	.000	5-5	1.000	2	11	13	0.7	13	0	6	11	4	7	23	1.3
2017-18	34-3	593/17.4	56-131	.427	7-28	.250	46-63	.730	30	49	79	2.3	55	0	24	38	6	22	165	4.9
TOTAL	52-3	713/13.7	65-160	.406	7-37	.189	51-68	.750	32	60	92	1.8	68	0	30	49	10	29	188	3.6



TRENT BUTTRICK

35

F • 6-8 • 234 • FRESHMAN

BLOOMSBURG, PA (COMMUNITY SCHOOL OF NAPLES (FL))

AS A FRESHMAN (2017-18)

- Saw two minutes of action in first-round NIT win over Temple.
- Recorded block in two minutes of action vs. Nebraska and has played in eight games.
- Made his first career three-point field goal vs. Coppin State.
- First off the bench vs. George Washington and grabbed a career-best five rebounds in a career-best seven minutes of action.
- Played four minutes vs. Oral Roberts.
- Scored two points vs. Pittsburgh with three rebounds in three minutes of play.
- Saw one minute of action vs. Fairleigh Davidson and pulled down a defensive rebound.

► BUTTRICK'S CAREER HIGHS

Points
 Career3, vs. Coppin State, 12/30/17
 B1G Career

Rebounds
 Career5, vs. Geo. Washington, 11/20/17
 B1G Career

Assists
 Career

Blocks
 Career1, vs. Nebraska (ot), 1/12/18
 B1G Career1, vs. Nebraska (ot), 1/12/18

Steals
 Career

Minutes
 Career9, vs. Coppin State, 12/30/17
 B1G Career

Field Goals - Made
 Career ... 1, 2x, last vs. Coppin State, 12/30/17
 B1G Career

Field Goals - Attempted
 Career3, vs. Coppin State, 12/30/17
 B1G Career2, vs. Nebraska (ot), 1/12/18

3-Point Field Goals - Made
 Career1, vs. Coppin State, 12/30/17
 B1G Career

3-Point Field Goals - Attempted
 Career3, vs. Coppin State, 12/30/17
 B1G Career1, vs. Nebraska (ot), 1/12/18

Free Throws - Made
 Career

Free Throws - Attempted
 Career2, vs. Pittsburgh, 11/20/17
 B1G Career

Opponent	Date	gs	min	Total		3-Pointers		Free throws		Rebounds				pf	a	tlo	blk	stl	pts	avg
				fg-fga	pct	3fg-fga	pct	ft-fga	pct	off	def	tot	avg							
FAIRLEIGH DICKINSON	11/12/17	1	0-0	.000	0-0	.000	0-0	.000	0	1	1	1.0	0	0	0	0	0	0	0	0.0
vs Pittsburgh	11/20/17	3	1-2	.500	0-0	.000	0-2	.000	2	1	3	2.0	2	0	1	0	0	2	1.0	
ORAL ROBERTS	11/24/17	4	0-1	.000	0-0	.000	0-0	.000	0	0	0	1.3	0	0	0	0	0	0	0.7	
GEORGE WASHINGTON	12/9/17	7	0-1	.000	0-0	.000	0-0	.000	1	4	5	2.3	3	0	2	0	0	0	0.5	
at George Mason	12/17/17	4	0-0	.000	0-0	.000	0-0	.000	0	0	0	1.8	0	0	0	0	0	0	0.4	
BINGHAMTON	12/19/17	3	0-0	.000	0-0	.000	0-0	.000	0	0	0	1.5	0	0	2	0	0	0	0.3	
COPPIN STATE	12/30/17	9	1-3	.333	1-3	.333	0-0	.000	0	1	1	1.4	2	0	2	0	0	3	0.7	
NEBRASKA	1/12/18	2	0-2	.000	0-1	.000	0-0	.000	0	0	0	1.3	0	0	0	1	0	0	0.6	
TEMPLE	3/14/18	2	0-1	.000	0-1	.000	0-0	.000	0	0	0	1.1	0	0	0	0	0	0	0.6	
Totals		0	35	2-10	.200	1-5	.200	0-2	.000	3	7	10	1.1	7	0	7	1	0	5	0.6

Season	GP-GS	Min/Avg	Total		3-Point		FT-FTA	Pct.	Rebounds				PF	DQ	A	T	B	S	Scoring	
			FG-FGA	Pct.	FG-FGA	Pct.			Off	Def	Total	Avg.							Pts.	Avg.
2017-18	9-0	35/3.9	2-10	.200	1-5	.200	0-2	.000	3	7	10	1.1	7	0	0	7	1	0	5	0.6
TOTAL	9-0	35/3.9	2-10	.200	1-5	.200	0-2	.000	3	7	10	1.1	7	0	0	7	1	0	5	0.6



TONY CARR

G • 6-5 • 204 • SOPHOMORE
PHILADELPHIA, PA (ROMAN CATHOLIC)

10

AS A SOPHOMORE (2017-18)

- First Penn State sophomore named to the Big Ten All-Tournament team, one of only six Big Ten players to record multiple 25-point games (Northwestern 3/1 and Ohio State 3/2) in single tournament (2018).
- Became the first Penn State men's basketball sophomore to reach the 1,000-point milestone with his 15th point at Nebraska (2/25). Scored 19 points of his game-high 27 points in the second half vs. Huskers.
- Scored 25 points at No. 2 seed Marquette with 11 points from charity stripe, seven free throws in final minute to seal the victory.
- Played all 40 minutes at No. 1 seed Notre Dame and had game-high 24 points, 10 from free throw line, and four assists.
- Contributed to win over Temple with six rebounds and five assists. Also had a steal and game-ending blocked shot vs. Owls.
- Added six rebounds, five assists and a block vs. Ohio State in Big Ten Tournament quarterfinals to go along with his 25 points.
- Connected on career-best six 3-pointers vs. Northwestern in Big Ten Tournament with six rebounds & four assists in 39 minutes.
- Had game-high 21 points (8-18 FG, 4 3FG) vs. No. 17/16 Michigan and tied career bests with four treys and two blocks.
- Named Big Ten Player of the Week (Feb. 19) with 30 points vs. No. 8 Ohio State and 19 points and five assists at No. 6/7 Purdue.
- Had 19 points to lead Lions at Purdue with eight field goals, including two treys, five rebounds and five assists.
- Efficient 9-15 from field and tied career best for treys (4) for game-high 30 points in win over No. 8 Ohio State (2/15).
- Hit three treys and 15 points in win at Illinois. Recorded six rebounds and added six assists, despite not feeling well.
- Back-to-back outings with 16 points in home victories over Iowa (2/3) and Maryland (2/7).
- Scored 28 points with two 3-pointers in six seconds at Michigan State. Combined with Lamar Stevens for 13 in final 72 seconds.
- Hit 37-foot game-winning trey at No. 13 Ohio State (1/25) as time expired to give Nittany Lions 82-79 win.
- Scored 20 of his game-high 28 points in the second half vs. Buckeyes and added five assists to his stat line.
- Tied his overall career-high with Big Ten-best 33 points vs. Minnesota in overtime. Had 25 points after halftime.
- Had nine of 11 points in OT and hit gamewinner vs. Nebraska, recorded 17 points and eight assists in 40 minutes.
- Had 18 of his 28 points in the second half with seven points and an assist in final 30 seconds at Indiana.
- Returned to action after missing George Mason game with 15 points and nine assists vs. Binghamton.
- Was 6-12 against both Binghamton & George Washington and averaged 6.5 assists in those games.
- Second-half production against Wisconsin was 12 points, finishing with 16, and Big Ten career best nine rebounds.
- Scored 13 of 16 points in second half against Iowa with career-best nine assists (reg game) and six rebounds.
- Recorded 29 points at N.C. State with career-best 12 field goals made. Added seven rebounds.
- Sparked Nittany Lions by scoring nine of their first 14 points to start the second half against the Wolfpack.
- Scored 21 of his 31 points against No. 16 Texas A&M in first half, 12 in final 3:55 of period. Also had six boards and five assists.
- Averaged 23.5 points in two games in Legends Classic, named to Legends Classic All-Tournament Team with Lamar Stevens.
- Had seven points in limited action after ankle injury early in second half vs. Montana. Missed Columbia game.
- Scored 20 points against Fairleigh Dickinson with added seven assists and career-best three steals.
- "Falling" away jumper against FDU Knights to end the half was No. 3 play on ESPN's SportsCenter.
- Opened season with a team-leading and career-best 33 points vs. Campbell and pulled down nine rebounds. Had seven assists and set a career high with 13 free throws made and 15 attempted. Had only one turnover in 35 minutes.

2017-18 HONORS

ASSOCIATED PRESS
FIRST TEAM ALL-BIG TEN
USBWA ALL-DISTRICT II
NABC DISTRICT 7 FIRST TEAM

2017-18 BIG HONORS

FIRST TEAM ALL-BIG TEN
COACHES | MEDIA
BIG TEN
ALL-TOURNAMENT TEAM

► CARR'S CAREER HIGHS

Points
Career 33, 2x, vs. Minnesota (ot), 1/15/18
..... vs. Campbell, 11/10/17
B1G Career 33, vs. Minnesota (ot), 1/15/18
..... regulation: 30, last vs. Ohio State, 2/15/18

Rebounds
Career 12, vs. Wright State, 12/3/16
B1G Career 9, vs. Wisconsin, 12/4/17

Assists
Career 14, at Indiana (3ot), 2/1/17
..... regulation: 9, 2x, vs. Binghamton, 12/19/17
..... at Iowa, 12/2/17
B1G Career 14, at Indiana (3ot), 2/1/17
..... regulation: 9, at Iowa, 12/2/17

Blocks
Career 2, 2x, last vs. Michigan, 2/21/18
..... regulation: 1, 10x, last vs. Ohio State (B10), 3/2/18
B1G Career 2, 2x, last vs. Michigan, 2/21/18
..... regulation: 1, 6x, last at Michigan State, 1/31/18

Steals
Career 4, vs. Texas A&M, 11/21/17
B1G Career 2, 5x, last vs. Wisconsin, 12/4/17

Minutes
Career 43, vs. Minnesota (ot), 1/15/18
..... regulation: 40, at Notre Dame-NIT, 3/17/18
B1G Career 43, vs. Minnesota (ot), 1/15/18
..... regulation: 39, 5x, last vs. Michigan, 2/21/18

Field Goals - Made
Career 12, 2x, vs. Minnesota (ot), 1/15/18
..... regulation: 1, 10x, last vs. Ohio State (B10), 3/2/18
B1G 12, 2x, vs. Minnesota (ot), 1/15/18

Field Goals - Attempted
Career 30, vs. Minnesota (ot), 1/15/18
..... regulation: 25, at N.C. State, 11/29/17
B1G Career 30, vs. Minnesota (ot), 1/15/18
..... regulation: 24, at Michigan State, 1/31/18

3-Point Field Goals - Made
Career 6, last vs. Northwestern (B10), 3/1/18
B1G 4, 6x, last vs. Michigan, 2/21/18

3-Point Field Goals - Attempted
Career 10, 2x, last vs. Northwestern (B10), 3/1/18
B1G 10, at Michigan State, 1/31/18

Free Throws - Made
Career 13, vs. Campbell, 11/10/17
B1G Career 11, vs. Rutgers, 2/4/17

Free Throws - Attempted
Career 15, vs. Campbell, 11/10/17
B1G Career 13, vs. Rutgers, 2/4/17

Opponent	Date	qs	min	Total		3-Pointers		Free throws			Rebounds				pts	avg					
				fg-fga	pct	3fg-fga	pct	ft-fa	pct	off	def	tot	avg	pf			a	to	blk	stl	
CAMPBELL	11/10/17	*	35	9-23	.391	2-5	.400	13-15	.867	2	7	9	9.0	3	7	1	0	1	33	33.0	
FAIRLEIGH DICKINSON	11/12/17	*	30	5-10	.500	1-2	.500	9-9	1.000	0	4	4	6.5	0	7	2	0	3	20	26.5	
MONTANA	11/15/17	*	19	3-9	.333	1-1	1.000	0-0	.000	1	1	2	5.0	1	2	2	0	0	7	20.0	
vs Pittsburgh	11/20/17	*	26	6-9	.667	4-4	1.000	0-0	.000	0	6	6	5.3	1	5	2	0	1	16	19.0	
vs Texas A&M	11/21/17	*	38	11-20	.550	2-4	.500	7-11	.636	0	1	1	4.4	2	3	2	0	4	31	21.4	
ORAL ROBERTS	11/24/201	*	21	4-5	.800	3-4	.750	2-2	1.000	0	1	1	3.8	3	5	1	0	0	13	20.0	
at NC State	11/29/17	*	39	12-25	.480	2-6	.333	3-4	.750	3	4	7	4.3	5	1	4	0	1	29	21.3	
at Iowa	12/02/17	*	39	5-15	.333	4-6	.667	2-2	1.000	2	4	6	4.5	2	9	2	0	1	16	20.6	
WISCONSIN	12/4/17	*	38	5-22	.227	0-3	.000	6-6	1.000	2	7	9	5.0	3	1	2	1	2	16	20.1	
GEORGE WASHINGTON	12/9/17	*	35	6-12	.500	2-3	.667	5-6	.833	1	5	6	5.1	1	4	3	0	2	19	20.0	
BINGHAMTON	12/19/17	*	36	6-12	.500	2-5	.400	1-1	1.000	0	4	4	4.0	1	9	2	0	1	15	19.5	
RIDER	12/22/17	*	32	3-14	.214	2-6	.333	2-2	1.000	0	4	4	5.9	1	2	1	1	0	10	18.8	
COPPIN STATE	12/30/17	*	18	7-9	.778	3-4	.750	4-5	.800	0	3	3	4.8	0	4	0	0	1	21	18.9	
at Maryland	01/02/18	*	37	6-23	.261	3-8	.375	1-2	.500	3	0	3	4.6	2	8	3	0	0	16	18.7	
NORTHWESTERN	1/5/18	*	30	3-13	.231	1-4	.250	5-7	.714	0	4	4	4.6	2	5	1	0	0	12	18.3	
at Indiana	01/09/18	*	39	9-20	.450	1-4	.250	9-10	.900	0	2	2	4.4	3	3	5	0	0	28	18.9	
NEBRASKA	1/12/18	*	40	5-21	.238	3-9	.333	4-6	.667	2	2	4	4.4	4	8	4	0	1	17	18.8	
MINNESOTA	1/15/18	*	43	12-30	.400	3-8	.375	6-6	1.000	0	6	6	4.5	0	3	2	0	1	33	19.6	
at Northwestern	01/20/18	*	38	4-10	.400	0-3	.000	0-2	.000	1	2	3	4.4	4	6	4	0	0	8	18.9	
at Ohio State	01/25/18	*	39	10-14	.714	4-5	.800	4-4	1.000	1	4	5	4.5	2	5	2	0	0	28	19.4	
RUTGERS	1/27/18	*	39	6-13	.462	2-5	.400	2-3	.667	0	5	5	4.5	2	4	4	0	2	16	19.2	
at Michigan State	1/31/18	*	38	9-24	.375	4-10	.400	6-6	1.000	1	5	6	4.5	2	7	3	1	0	28	19.6	
IOWA	02/03/18	*	35	6-13	.462	2-4	.500	2-2	1.000	1	5	6	4.6	2	3	3	0	0	16	19.5	
MARYLAND	2/7/18	*	37	5-12	.417	4-6	.667	2-2	1.000	0	1	1	4.5	2	6	2	0	1	16	19.3	
at Illinois	02/11/18	*	35	6-13	.462	3-7	.429	0-0	.000	1	5	6	4.5	0	6	3	1	1	15	19.2	
OHIO STATE	2/15/18	*	35	9-15	.600	4-8	.500	8-12	.667	1	4	5	4.5	3	3	1	0	0	30	19.6	
at Purdue	02/18/18	*	36	8-22	.364	2-4	.500	1-1	1.000	3	2	5	4.6	2	5	2	1	1	19	19.6	
MICHIGAN	2/21/18	*	39	8-18	.444	4-8	.500	1-1	1.000	0	5	5	4.6	1	6	2	2	1	21	19.6	
at Nebraska	02/25/18	*	38	9-23	.391	2-7	.286	7-11	.636	1	2	3	4.5	1	1	3	0	0	27	19.9	
3/1/18	*	39	8-20	400	6-10	.600	3-4	.750	1	5	6	4.6	0	4	1	0	0	25	20.0		
vs Ohio State	3/2/18	*	36	9-17	.529	4-7	.571	3-5	.600	0	6	6	4.6	3	5	3	1	0	25	20.2	
vs Purdue	3/3/18	*	37	4-18	.222	1-6	.167	3-6	.500	1	8	9	4.8	3	4	3	0	0	12	19.9	
TEMPLE	3/14/18	*	37	1-12	.083	0-4	.000	0-0	.000	0	6	6	4.8	1	5	3	1	1	2	19.4	
at Notre Dame	3/17/18	*	40	6-15	.400	2-7	.286	10-12	.833	1	3	4	4.8	0	4	1	1	1	24	19.5	
at Marquette	3/20/18	*	39	7-15	.467	0-3	.000	11-14	.786	1	5	6	4.8	4	7	4	0	1	25	19.7	
Totals			35	1232	232-566	.410	83-190	.437	142-179	.793	30	138	168	4.8	66	167	83	10	28	689	19.7

Season	GP-GS	Min/Avg	Total		3-Point		Rebounds			Scoring										
			FG-FGA	Pct.	FG-FGA	Pct.	FT-FTA	Pct.	Off	Def	Total	Avg.	PF	DQ	A	T	B	S	Pts.	Avg.
2016-17	33-33	1084/32.8	141-374	.377	33-103	.320	121-157	.771	22	136	158	4.8	73	1	139	86	9	22	436	13.2
2017-18	34-34	1193/35.1	225-551	.408	83-187	.444	131-165	.794	29	133	162	4.8	62	1	160	79	10	27	664	19.5
TOTAL	67-67	2277/34.0	366-925	.396	116-290	.400	252-322	.783	51	269	320	4.8	135	2	299	165	19	49	1100	16.4



SHEP GARNER

33

G • 6-2 • 196 • SENIOR
CHESTER, PA (ROMAN CATHOLIC)

AS A SENIOR (2017-18)

- Possesses best field goal percentages of his career at 42.1 (3-point) and 43.4 (overall) this season.
- Recorded 80th career game scoring 10 or more points with 19 at Marquette, including five 3-pointers to become Penn State's single-season record holder with 112, best in the Big Ten.
- Tied with Michigan State's Bryn Forbes (2015-16) with 112 for seventh on Big Ten single-season list.
- Connected on four 3-pointers and added a layup for 15 points at Notre Dame.
- Hit his first field goal, a trey, vs. Temple with 2:43 remaining to tie game at 54 points, then connected for second 3-pointer to extend PSU lead to five. Had eight points, three rebounds, two assists and steal in his final home game.
- Scored career-high 33 points, matching his uniform number, on 3/3 vs. Purdue in semifinals of the Big Ten Tournament, going 8-11 from the field and 6-8 from behind the arc. Eighteen points came in the second half.
- Scored 12 and 13 points, respectively, vs. Northwestern and Ohio State in second round and quarterfinal games.
- Had 13 points vs. No. 8 Ohio State (2/15) for sole possession of No. 10 spot on PSU career scoring list and eclipsed 1,500-point mark, currently in eighth with 1,569 points.
- Went 6-9 with five treys for 17 points at Purdue for third-straight double figure scoring game. Also had four rebounds.
- Top scorer at Illinois with 16 points, (10 in first half) and contributed four assists to team total 20.
- Recorded back-to-back double-figure scoring games as top scorer at Northwestern (22) and with 14 at Ohio State.
- Had three 3-pointers and three assists at George Mason in 37 minutes despite not feeling well.
- Dropped three of his four total triples in the first half vs. George Washington.
- Sparked Nittany Lion comeback vs. Badgers with back-to-back jumpers and then triple to pull within three at 1:53.
- Connected on four 3-pointers in Iowa victory for 12 points. Two 3-pointers in first half helped give Nittany Lions a 14-4 lead to start the game. Scored 12 of his 13 points vs. Wisconsin in the second half.
- Scored 10 points off four field goals, including two 3-pointers at N.C. State.
- One of six Nittany Lions to score in double figures vs. Pittsburgh. Had 13 points in Legends Classic game at Barclays Center off 5-10 shooting with three treys.
- Suffered a broken nose vs. Montana game and wore a protective mask for Columbia game. Had 16 points in 16 minutes by halftime and added 10 more for a game-high 26 on a career-best tying 10 field goals made.
- Connected on four 3-pointers against Montana for 12 points. Also had three assists.

► GARNER'S CAREER HIGHS

Points	Career33, vs. Purdue-BTT, 3/3/18
B1G Career24, vs. Rutgers, 2/4/2017	
Rebounds	Career8, at Minnesota, 2/25/17
B1G Career8, at Minnesota, 2/25/17	
Assists	Career8, vs. Radford, 11/24/15
B1G Career7, vs. Northwestern, 3/3/16	
Blocks	Career1, 14x, last at Illinois, 2/11/18
B1G Career1, 9x, last at Illinois, 2/11/18	
Steals	Career4, 3x, last at Minnesota, 2/25/17
B1G Career4, at Minnesota, 2/25/17	
Minutes	Career50, at Indiana (3ot), 2/1/17
regulation: 40, 4x, last at Marquette-NIT, 3/20/18	
B1G Career50, at Indiana (3ot), 2/1/17	
regulation: 40, Northwestern, 3/3/16	

Field Goals - Made	Career10, 2x, last vs. Columbia, 11/17/17
B1G Career9, vs. Rutgers, 2/4/17	

Field Goals - Attempted	Career20, vs. Colorado, 12/22/15
B1G Career ..18, 3x, last vs. Ohio State, 2/28/17	

3-Point Field Goals - Made	Career8, at Boston College, 12/2/15
B1G Career6, at Northwestern, 1/20/18	

3-Point Field Goals - Attempted	Career14, vs. Ohio State, 2/28/17
B1G Career14, vs. Ohio State, 2/28/17	

Free Throws - Made	Career11, vs. Purdue (B10), 3/3/18
B1G Career7, vs. Northwestern, 3/3/16	

Free Throws - Attempted	Career12, vs. Purdue (B10), 3/3/18
B1G Career9, vs. Illinois (2ot), 3/6/16	
regulation: 8, 3x, last vs. Northwestern, 12/27/16	

Opponent	Date	qs	min	Total		3-Pointers		Free throws		Rebounds					pts		avg				
				fg-fga	pct	3fg-fga	pct	ft-fga	pct	off	def	tot	avg	pf	a	t/o		blk	stl		
CAMPBELL	11/10/17	*	35	2-9	.222	2-8	.250	2-2	1.000	1	1	2	2.0	1	3	0	0	1	8	8.0	
FAIRLEIGH DICKINSON	11/12/17	*	25	0-7	.000	0-6	.000	0-0	.000	1	1	2	2.0	3	1	2	0	2	0	4.0	
MONTANA	11/15/17	*	32	4-7	.571	4-7	.571	0-2	.000	0	5	3.0	1	3	1	0	0	12	6.7		
COLUMBIA	11/17/17	*	39	10-18	.556	5-11	.455	1-2	.500	0	1	1	2.5	1	1	1	0	3	26	11.5	
vs Pittsburgh	11/20/17	*	26	5-10	.500	3-8	.375	0-0	.000	0	3	3	2.6	1	2	1	0	0	13	11.8	
vs Texas A&M	11/21/17	*	26	2-7	.286	2-7	.286	0-0	.000	0	2	2	2.5	1	1	2	0	1	6	10.8	
ORAL ROBERTS	11/24/17	*	22	2-7	.286	2-7	.286	0-0	.000	0	0	0	2.1	2	0	0	0	1	6	10.1	
at NC State	11/29/17	*	23	4-8	.500	2-6	.333	0-0	.000	0	1	1	2.0	4	1	1	0	1	10	10.1	
at Iowa	12/02/17	*	27	4-7	.571	4-6	.667	0-0	.000	0	2	2	2.0	4	2	4	0	1	12	10.3	
WISCONSIN	12/4/17	*	33	3-7	.429	1-4	.250	6-7	.857	1	1	2	2.0	3	1	2	0	2	13	10.6	
GEORGE WASHINGTON	12/9/17	*	32	4-12	.333	4-11	.364	0-0	.000	0	1	1	1.9	3	0	4	0	1	12	10.7	
at George Mason	12/17/17	*	37	3-8	.375	3-8	.375	0-0	.000	1	2	3	2.0	3	3	2	0	0	9	10.6	
BINGHAMTON	12/19/17	*	34	5-7	.714	5-7	.714	0-0	.000	0	1	1	1.9	1	2	1	0	1	15	10.9	
RIDER	12/22/17	*	35	6-12	.500	6-11	.545	0-0	.000	1	1	2	1.9	0	0	3	0	0	18	11.4	
COPPIN STATE	12/30/17	*	27	3-7	.429	3-6	.500	0-0	.000	0	2	2	1.9	1	1	0	0	0	9	11.3	
at Maryland	01/02/18	*	24	1-5	.200	1-5	.200	0-0	.000	0	2	2	1.9	4	1	0	0	0	3	10.8	
NORTHWESTERN	1/5/18	*	31	1-4	.250	0-2	.000	0-0	.000	0	2	2	1.9	2	1	2	1	2	2	10.2	
at Indiana	01/09/18	*	34	2-4	.500	2-4	.500	0-0	.000	0	1	1	1.9	4	0	0	0	0	6	10.0	
NEBRASKA	1/12/18	*	38	2-5	.400	2-4	.500	0-0	.000	2	2	4	2.0	3	2	1	0	0	6	9.8	
MINNESOTA	1/15/18	*	41	4-11	.364	3-8	.375	0-0	.000	0	1	1	2.0	2	3	0	0	1	11	9.9	
at Northwestern	01/20/18	*	39	7-13	.538	6-11	.545	2-2	1.000	0	3	3	2.0	1	1	0	1	0	22	10.4	
at Ohio State	01/25/18	*	30	4-5	.800	4-5	.800	2-2	1.000	0	0	0	1.9	3	2	2	0	0	14	10.6	
RUTGERS	1/27/18	*	37	2-9	.222	2-7	.286	0-0	.000	0	4	4	2.0	0	2	2	0	0	6	10.4	
at Michigan State	1/31/18	*	31	2-4	.500	2-4	.500	0-0	.000	0	2	2	2.0	1	0	1	0	2	6	10.2	
IOWA	02/03/18	*	30	3-8	.375	3-7	.429	0-0	.000	0	2	2	2.0	2	0	1	0	0	9	10.2	
MARYLAND	2/7/18	*	28	2-8	.250	2-8	.250	0-0	.000	0	0	0	1.9	2	1	1	0	0	6	10.0	
at Illinois	02/11/18	*	37	5-14	.357	4-13	.308	2-2	1.000	1	1	2	1.9	1	4	2	1	1	16	10.2	
OHIO STATE	2/15/18	*	27	4-8	.500	4-7	.571	1-2	.500	0	2	2	1.9	4	0	1	0	0	13	10.3	
at Purdue	02/18/18	*	25	6-9	.667	5-8	.625	0-0	.000	0	4	4	2.0	3	0	1	0	0	17	10.6	
MICHIGAN	2/21/18	*	33	1-6	.167	1-5	.200	0-0	.000	0	1	1	2.0	4	0	1	0	1	3	10.3	
at Nebraska	02/25/18	*	30	5-8	.625	1-4	.250	0-0	.000	0	2	2	2.0	3	2	1	0	2	11	10.3	
vs Northwestern	3/1/18	*	38	4-9	.444	4-9	.444	0-0	.000	0	2	2	2.0	2	3	1	0	1	12	10.4	
vs Ohio State	3/2/18	*	37	4-7	.571	3-6	.500	2-2	1.000	0	1	1	1.9	1	1	2	0	1	13	10.5	
vs Purdue	3/3/18	*	40	8-11	.727	6-8	.750	11-12	.917	0	3	3	2.0	3	1	1	0	3	33	11.1	
TEMPLE	3/14/18	*	40	2-7	.286	2-6	.333	2-2	1.000	0	3	3	2.0	2	2	0	0	1	8	11.0	
at Notre Dame	3/17/18	*	39	5-14	.357	4-10	.400	1-2	.500	0	2	2	2.0	1	2	0	0	2	15	11.1	
at Marquette	3/20/18	*	40	7-11	.636	5-8	.625	0-0	.000	0	3	3	2.0	2	0	2	0	0	19	11.4	
Totals			37	1202	138-313	.441	112-262	.427	32-39	.821	8	67	75	2.0	79	49	46	3	31	420	11.4

Season	GP-GS	Min/Avg	Total		3-Point		FT-FTA	Pct.	Rebounds					Scoring						
			FG-FGA	Pct.	FG-FGA	Pct.			Off	Def	Total	Avg.	PF	DQ	A	T	B	S	Pts.	Avg.
2014-15	34-33	979/28.8	104-286	.364	59-175	.337	46-58	.793	17	75	92	2.7	69	2	77	48	2	33	313	9.2
2015-16	32-32	1127/35.2	149-390	.382	75-205	.366	101-129	.783	9	94	103	3.2	59	1	109	65	7	42	474	14.8
2016-17	33-29	1058/32.1	133-351	.379	82-230	.357	48-63	.762	13	80	93	2.8	61	1	79	61	3	41	396	12.0
2017-18	37-37	1202/32.5	138-313	.441	112-262	.427	32-39	.821	8	67	75	2.0	79	0	49	46	3	31	420	11.4
TOTAL	136-131	4366/32.1	524-1340	.391	328-872	.376	227-289	.785	47	316	363	2.7	268	4	314	220	15	147	1603	11.8



JOHN HARRAR

F • 6-9 • 243 • FRESHMAN
WALLINGFORD, PA (STRATH HAVEN)

21

AS A FRESHMAN (2017-18)

- Has seen action in 25 games and has started the last six, three at the 2018 Big Ten Tournament and all three NIT games vs. Temple, at Notre Dame and at Marquette (5-1 record).
- Set career-best and tied game-high with nine rebounds in Marquette win.
- Tied career-best with four points on his stat line vs. Golden Eagles and had first career assist.
- Had block on Notre Dame's first shot of game, registered career-best and game-high two vs. Irish.
- Tied career bests for points (4), rebounds (6), blocks (game-high 2) and minutes (23) in second-round NIT game at Notre Dame.
- Executed perfect layup off pass from Lamar Stevens for go-ahead field goal vs. Temple with 1:52 left in game. Also had three offensive rebounds.
- Tied a career best with four points against Purdue in semifinal game and added a rebound, block and steal in nine minutes of action.
- Played most minutes of the season vs. Ohio State, to that point, in Big Ten Tournament quarterfinals with 11 and had career-best six rebounds, including four offensive.
- Recorded first career block at Purdue.
- Scored field goal vs. Iowa (2/3) for first points in a Big Ten game.
- Had a rebound in Rutgers game (1/27)
- Made a field goal and free throw vs. Coppin State for three points.
- Played seven minutes against both Fairleigh Dickinson (11-12) and Oral Roberts (11-24). Had a productive three minutes in Iowa win and was on the court for two minutes against Wisconsin.
- Pulled down two rebounds vs. George Washington.
- Went 2-2 from the field against Golden Eagles (11-24) and tied career-best two rebounds.
- Put back a teammate's missed shot against Fairleigh Dickinson for his first career points as a Nit-tany Lion. Finished with two offensive rebounds and a steal.
- Played one minute in the season opener vs. Campbell and had one personal foul.

► HARRAR'S CAREER HIGHS

Points
Career 4, 5x, last at Marquette-NIT, 3/20/18
B1G 2, 2x, last vs. Michigan, 2/21/18

Rebounds
Career 9, at Marquette-NIT, 3/20/18
B1G 1, 2x, vs. Michigan, 2/21/18

Assists
Career 1, at Marquette-NIT, 3/20/18
B1G

Blocks
Career 2, 2x, last at Notre Dame-NIT, 3/17/18
B1G 1, at Purdue, 2/18/18

Steals
Career 2, vs. Purdue (B10), 3/3/18
B1G

Minutes
Career 23, at Notre Dame-NIT, 3/17/18
B1G 8, vs. Michigan, 2/21/18

Field Goals - Made
Career 2, 3x, last vs. Purdue (B10), 3/3/18
B1G 1, 2x, last vs. Michigan, 2/21/18

Field Goals - Attempted
Career 3, 6x, last at Marquette-NIT, 3/20/18
B1G 1, 2x, last vs. Michigan, 2/21/18

3-Point Field Goals - Made
Career


3-Point Field Goals - Attempted
Career

Free Throws - Made
Career 2, 2x, last at Marquette-NIT, 3/20/18
B1G

Free Throws - Attempted
Career 2, 3x, last at Marquette-NIT, 3/20/18
B1G

Opponent	Date	gs	min	Total		3-Pointers		Free throws		Rebounds				pf	a	t/o	blk	stl	pts	avg
				fg-fga	pct	3fg-fga	pct	ft-fa	pct	off	def	tot	avg							
CAMPBELL	11/10/17	1		0-0	.000	0-0	.000	0-0	.000	0	0	0	0.0	1	0	0	0	0	0	0.0
FAIRLEIGH DICKINSON	11/12/17	7	1-1	1,000	0-0	.000	0-0	.000	2	0	2	1.0	2	0	1	0	1	2	1.0	
vs Pittsburgh	11/20/17	5	2-3	.667	0-0	.000	0-1	.000	1	0	1	1.0	0	0	0	0	0	4	2.0	
vs Texas A&M	11/21/17	2	0-0	.000	0-0	.000	0-0	.000	0	0	0	0.8	1	0	1	0	0	0	1.5	
ORAL ROBERTS	11/24/17	7	2-2	1,000	0-0	.000	0-0	.000	1	1	2	1.0	0	0	0	0	0	4	2.0	
at Iowa	12/02/17	3	0-0	.000	0-0	.000	0-0	.000	0	0	0	0.8	2	0	0	0	0	0	1.7	
WISCONSIN	12/4/17	2	0-0	.000	0-0	.000	0-0	.000	0	0	0	0.7	0	0	0	0	0	0	1.4	
GEORGE WASHINGTON	12/9/17	3	0-1	.000	0-0	.000	0-1	.000	1	1	2	0.9	0	0	0	0	0	0	1.3	
at George Mason	12/17/17	1	0-0	.000	0-0	.000	0-0	.000	0	0	0	0.8	0	0	0	0	0	0	1.1	
RIDER	12/22/17	2	0-0	.000	0-0	.000	0-1	.000	0	0	0	0.7	1	0	1	0	0	0	1.0	
COPPIN STATE	12/30/17	8	1-1	1,000	0-0	.000	1-2	.500	0	1	1	0.7	1	0	0	0	0	3	1.2	
at Maryland	01/02/18	2	0-0	.000	0-0	.000	0-0	.000	0	0	0	0.7	1	0	0	0	0	0	1.1	
RUTGERS	1/27/18	2	0-0	.000	0-0	.000	0-0	.000	0	1	1	0.7	0	0	0	0	0	0	1.0	
at Michigan State	1/31/18	3	0-0	.000	0-0	.000	0-0	.000	0	0	0	0.6	1	0	0	0	0	0	0.9	
IOWA	02/03/18	2	1-1	1,000	0-0	.000	0-0	.000	0	0	0	0.6	0	0	0	0	0	2	1.0	
at Illinois	02/11/18	4	0-0	.000	0-0	.000	0-0	.000	0	0	0	0.6	0	0	0	0	0	0	0.9	
at Purdue	02/18/18	5	0-0	.000	0-0	.000	0-0	.000	0	0	0	0.5	1	0	1	0	1	0	0.9	
MICHIGAN	2/21/18	8	1-1	1,000	0-0	.000	0-0	.000	1	0	1	0.6	1	0	0	0	0	2	0.9	
at Nebraska	02/25/18	6	0-0	.000	0-0	.000	0-0	.000	0	0	0	0.5	1	0	1	0	0	0	0.9	
vs Northwestern	3/1/18	*	6	0-2	.000	0-0	.000	0-0	.000	1	2	3	0.7	1	0	0	0	0	0.9	
vs Ohio State	3/2/18	*	11	1-3	.333	0-0	.000	0-0	.000	4	2	6	0.9	3	0	0	0	2	0.9	
vs Purdue	3/3/18	*	9	2-3	.667	0-0	.000	0-0	.000	1	0	1	0.9	3	0	0	1	1	4	1.0
TEMPLE	3/14/18	*	10	1-3	.333	0-0	.000	0-0	.000	3	0	3	1.0	0	0	0	0	2	1.1	
at Notre Dame	3/17/18	*	23	1-3	.333	0-0	.000	2-2	1,000	2	4	6	1.2	2	0	2	2	0	4	1.2
at Marquette	3/20/18	*	22	1-3	.333	0-0	.000	2-2	1,000	4	5	9	1.5	2	1	0	0	0	4	1.3
Totals		6	154	14-27	.519	0-0	.000	5-9	.556	21	17	38	1.5	24	1	6	4	2	33	1.3

Season	GP-GS	Min/Avg	Total		3-Point		FT-FTA		Rebounds			Avg.	PF	DQ	A	T	B	S	Scoring	
			FG-FGA	Pct.	FG-FGA	Pct.	Off	Def	Total	Pts.	Avg.									
2017-18	24-5	132/5.5	13-24	.542	0-0	.000	3-7	.429	17	12	29	1.2	22	0	0	6	4	2	29	1.2
TOTAL	24-5	132/5.5	13-24	.542	0-0	.000	3-7	.429	17	12	29	1.2	22	0	0	6	4	2	29	1.2



GRANT HAZLE

22

F • 6-5 • 192 • SOPHOMORE
KINGWOOD, TEXAS (WESTBURY CHRISTIAN)

AS A SOPHOMORE (2017-18)

- Entered the games vs. Ohio State (2/15) had his first career blocked shot.
- Played vs. Coppin State.
- Played two minutes against Oral Roberts.
- As a native of the Houston area, fittingly made the final basket in the One America Appeal Hurricane Relief exhibition game vs. Lafayette.

Opponent	Date	qs	min	Total		3-Pointers		Free throws		Rebounds				pf	a	l/o	blk	stl	pts	avg
				fg-fga	pct	3fg-fga	pct	ft-fa	pct	off	def	tot	avg							
ORAL ROBERTS	11/24/2017	2		0-0	.000	0-0	.000	0-0	.000	0	0	0	0.0	0	0	0	0	0	0	0.0
COPPIN STATE	12/30/17	1		0-0	.000	0-0	.000	0-0	.000	0	0	0	0.0	0	0	0	0	0	0	0.0
OHIO STATE	2/15/18	0		0-0	.000	0-0	.000	0-0	.000	0	0	0	0.0	0	0	0	1	0	0	0.0
Totals		0	3	0-0	.000	0-0	.000	0-0	.000	0	0	0	0.0	0	0	0	1	0	0	0.0

Season	GP-GS	Min/Avg	Total		3-Point		FT-FTA	Pct.	Rebounds				PF	DQ	A	T	B	S	Scoring	
			FG-FGA	Pct.	FG-FGA	Pct.			Off	Def	Total	Avg.							Pts.	Avg.
2016-17	5-0	2/0.4	1-2	.500	0-0	.000	0-0	.000	0	0	0	0.0	0	0	0	0	0	0	2	0.4
2017-18	3-0	3/1.0	0-0	.000	0-0	.000	0-0	.000	0	0	0	0.0	0	0	0	0	1	0	0	0.0
TOTAL	8-0	5/0.6	1-2	.500	0-0	.000	0-0	.000	0	0	0	0.0	0	0	0	0	1	0	2	0.3



JULIAN MOORE

F • 6-10 • 248 • GRADUATE STUDENT
PHILADELPHIA, PA (GERMANTOWN ACADEMY)

44

AS A GRADUATE STUDENT (2017-18)

- Holds Penn State career record for games played with 139 and ranks 15th on NCAA Division I active career list.
- Pulled down five rebounds at Marquette, most since his season-opening six boards vs. Campbell.
- Scored most points since December 2016 with 10 vs. Temple, with career-best 6-6 from free throw line.
- Had five points (2-2 FG, 1-2 FT) and five rebounds in Big Ten Tournament vs. Ohio State. Added block and steal.
- Had three blocked shots in Northwestern win in MSG and registered another in Ohio State upset.
- Scored six points in first eight minutes of game vs. Michigan. Had three rebounds in first half vs. 17/16 Michigan.
- Went 3-3 from field for six points and added rebound and assist at No. 6/7 Purdue.
- Tied a Big Ten career best with three blocks vs. Ohio State.
- First off bench at Illinois. Had layup and free throw for tie and then PSU lead. Also had first-half block, rebound and steal.
- Grabbed offensive rebound at Michigan State for dunk. Pulled down two rebounds and had assist, block and steal.
- Set career best for assists with three vs. Scarlet Knights.
- Blocked three shots and had a rebound vs. Nebraska in six minutes of time.
- First off the bench vs. Northwestern. Had a dunk plus one for three points and pulled down a rebound.
- Played 11 minutes at Maryland and tallied an assist on Mike Watkin's dunk. Also had a rebound.
- Grabbed three rebounds and had two points (1-1 FG) in 10 minutes in Coppin State win.
- Tied career best with four blocks and had four points and a steal in 12 first-half minutes vs. Rider.
- Pulled down two rebounds, had a point and a blocked shot vs. Wisconsin.
- Played five minutes at N.C. State and had a key rebound in three minutes at Iowa.
- Played 14 minutes vs. Pittsburgh (11/20) and went 2-2 for four points. Collected four rebounds as well.
- Inserted back into the starting lineup vs. Columbia and had three rebounds in nine minutes of action.
- Played nine minutes vs. Montana and had three rebounds vs. Grizzlies.
- Earned a start in the season opener vs. Campbell and contributed eight points, six rebounds and had a block.

2017-18 BIG HONORS

SPORTSMANSHIP AWARD

► MOORE'S CAREER HIGHS

Points	Career 16, vs. Radford, 11/20/15
B1G Career 13, vs. Michigan State, 1/20/16	
Rebounds	Career 10, vs. Wisconsin, 1/21/16
B1G Career 10, vs. Wisconsin, 1/21/16	
Assists	Career 3, vs. Rutgers, 1/27/18
B1G Career 3, vs. Rutgers, 1/27/18	
Blocks	Career 4, 2x, last vs. Rider, 12/22/17
B1G Career ...3, 2x, last vs. Ohio State, 2/15/18	
Steals	Career 2, at Purdue, 1/21/17
B1G Career 2, at Purdue, 1/21/17	
Minutes	Career 34, vs. Wisconsin, 1/21/16
B1G Career 34, vs. Wisconsin, 1/21/16	
Field Goals - Made	Career 7, vs. Radford, 11/20/15
B1G Career4, 3x, last at Indiana (ot), 2/1/17	
Field Goals - Attempted	Career 11, vs. Radford, 11/20/15
B1G Career7, at Illinois, 1/31/15	
3-Point Field Goals - Made	Career 1, vs. Wisconsin, 2/18/15
B1G Career 1, vs. Wisconsin, 2/18/15	
3-Point Field Goals - Attempted	Career1, 3x, last vs. Bucknell, 11/28/15
B1G Career 1, vs. Wisconsin, 2/18/15	
Free Throws - Made	Career 6, 2x, last vs. Temple-NIT, 3/14/18
B1G Career5, 2x, last vs. Maryland, 2/7/17	
Free Throws - Attempted	Career7, vs. Michigan State, 1/10/16
B1G Career 7, vs. Michigan State, 1/10/16	

Opponent	Date	gs	min	Total		3-Pointers		Free throws		Rebounds					pts	avg					
				fg-fga	pct	3fg-fga	pct	ft-fa	pct	off	def	tot	avg	pf			a	to	blk	stl	
CAMPBELL	11/10/17	*	27	2-5	.400	0-0	.000	4-6	.667	4	2	6	6.0	1	0	1	1	0	8	8.0	
FAIRLEIGH DICKINSON	11/12/17		2	0-0	.000	0-0	.000	0-0	.000	0	0	0	3.0	2	0	0	0	0	4.0		
MONTANA	11/15/17		9	1-2	.500	0-0	.000	0-0	.000	0	3	3	3.0	0	0	1	1	2	3.3		
COLUMBIA	11/17/17	*	9	0-0	.000	0-0	.000	0-0	.000	1	2	3	3.0	1	0	3	1	0	0	2.5	
vs Pittsburgh	11/20/17		14	2-2	1.000	0-0	.000	0-0	.000	2	2	4	3.2	1	0	2	0	0	4	2.8	
vs Texas A&M	11/21/17		6	1-2	.500	0-0	.000	0-0	.000	0	0	0	2.7	0	0	0	0	0	2	2.7	
ORAL ROBERTS	11/24/201		13	1-3	.333	0-0	.000	0-0	.000	0	0	0	2.3	1	1	0	1	1	2	2.6	
at NC State	11/29/17		5	0-0	.000	0-0	.000	0-0	.000	1	1	2	2.3	0	0	1	1	0	0	2.3	
at Iowa	12/02/17		3	0-0	.000	0-0	.000	0-0	.000	0	1	1	2.1	0	0	0	1	0	0	2.0	
WISCONSIN	12/4/17		5	0-1	.000	0-0	.000	1-2	.500	2	0	2	2.1	0	0	0	1	0	1	1.9	
GEORGE WASHINGTON	12/9/17		6	0-1	.000	0-0	.000	2-2	1.000	0	0	0	1.9	2	0	0	0	0	2	1.9	
BINGHAMTON	12/19/17		7	0-0	.000	0-0	.000	0-0	.000	0	2	2	1.9	0	0	0	0	0	0	1.8	
RIDER	12/22/17		12	2-4	.500	0-0	.000	0-0	.000	0	0	0	1.8	0	0	4	1	4	1	1.9	
COPPIN STATE	12/30/17		10	1-1	1.000	0-0	.000	0-1	.000	1	2	3	1.9	1	0	0	0	0	2	1.9	
at Maryland	01/02/18		11	0-0	.000	0-0	.000	0-0	.000	1	0	1	1.8	3	1	1	0	0	0	1.8	
NORTHWESTERN	1/5/18		9	1-1	1.000	0-0	.000	1-1	1.000	1	0	1	1.8	1	0	0	0	0	3	1.9	
at Indiana	01/09/18		9	0-1	.000	0-0	.000	0-0	.000	0	1	1	1.7	1	1	0	1	0	0	1.8	
NEBRASKA	1/12/18		6	0-1	.000	0-0	.000	0-0	.000	0	1	1	1.7	0	0	0	3	0	0	1.7	
MINNESOTA	1/15/18		6	0-0	.000	0-0	.000	0-0	.000	0	0	0	1.6	0	0	0	0	0	0	1.6	
at Northwestern	01/20/18		14	0-0	.000	0-0	.000	0-0	.000	2	1	3	1.7	0	0	0	0	0	0	1.5	
at Ohio State	01/25/18		12	0-1	.000	0-0	.000	0-0	.000	0	0	0	1.6	1	0	0	0	0	0	1.4	
RUTGERS	1/27/18		12	0-1	.000	0-0	.000	0-0	.000	1	0	1	1.5	2	3	0	0	0	0	1.4	
at Michigan State	1/31/18		17	1-2	.500	0-0	.000	0-1	.000	1	1	2	1.6	2	1	0	1	1	2	1.4	
IOWA	02/03/18		11	1-1	1.000	0-0	.000	0-0	.000	1	0	1	1.5	2	1	0	1	0	0	1.4	
MARYLAND	2/7/18		6	0-1	.000	0-0	.000	0-2	.000	1	1	2	1.6	0	0	1	0	0	0	1.4	
at Illinois	02/11/18		14	1-1	1.000	0-0	.000	1-1	1.000	0	1	1	1.5	2	1	0	1	0	3	1.4	
OHIO STATE	2/15/18		13	0-0	.000	0-0	.000	0-0	.000	1	1	2	1.6	3	0	0	3	0	0	1.4	
at Purdue	02/18/18		14	3-3	1.000	0-0	.000	0-2	.000	1	0	1	1.5	2	1	0	0	0	6	1.5	
MICHIGAN	2/21/18	*	11	2-4	.500	0-0	.000	2-2	1.000	2	1	3	1.6	3	0	1	0	0	6	1.7	
at Nebraska	02/25/18	*	14	1-2	.500	0-0	.000	0-0	.000	1	2	3	1.6	2	0	0	0	0	2	1.7	
vs Northwestern	3/1/18		24	1-2	.500	0-0	.000	0-0	.000	1	2	3	1.7	3	1	0	3	0	2	1.7	
vs Ohio State	3/2/18		28	2-2	1.000	0-0	.000	1-2	.500	2	3	5	1.8	2	0	0	1	1	5	1.8	
vs Purdue	3/3/18		10	0-0	.000	0-0	.000	0-0	.000	1	0	1	1.8	4	0	1	0	0	0	1.8	
TEMPLE	3/14/18		21	2-3	.667	0-0	.000	6-6	1.000	1	2	3	1.8	2	0	1	1	1	10	2.0	
at Notre Dame	3/17/18		13	0-1	.000	0-0	.000	1-2	.500	2	2	4	1.9	4	0	1	1	1	1	2.0	
at Marquette	3/20/18		18	1-3	.333	0-0	.000	2-2	1.000	3	2	5	1.9	1	0	0	1	1	4	2.0	
Totals			4	421	26-51	.510	0-0	.000	21-32	.656	34	36	70	1.9	49	11	13	28	8	73	2.0

Season	GP-GS	Min/Avg	Total		3-Point		FT-FTA		Rebounds			Avg.	PF	DQ	A	T	B	S	Scoring	
			FG-FGA	Pct.	FG-FGA	Pct.	Pct.	Off	Def	Total	Pts.								Avg.	
2013-14	7-0	68/9.7	2-6	.333	0-0	.000	4-4	1.000	1	10	11	1.6	12	1	1	0	3	2	8	1.1
2014-15	33-1	250/7.6	21-40	.525	1-1	1.000	7-18	.389	18	36	54	1.6	34	0	1	17	12	3	50	1.5
2015-16	31-12	480/15.5	41-92	.446	0-2	.000	37-55	.673	30	72	102	3.3	53	0	7	19	17	8	119	3.8
2016-17	32-9	476/14.9	35-76	.461	0-0	.000	19-27	.704	38	57	95	3.0	63	1	11	27	24	8	89	2.8
2017-18	36-4	421/11.7	26-51	.510	0-0	.000	21-32	.656	34	36	70	1.9	49	0	11	13	28	8	73	2.0
TOTAL	139-26	1695/12.2	125-265	.472	1-3	.333	88-136	.647	121	211	332	2.4	211	2	31	76	84	29	339	2.4



TAYLOR NUSSBAUM

G • 6-2 • 175 • FRESHMAN
SOUTH SALEM, N.Y. (CHESHIRE ACADEMY (Conn.))

20

AS A FRESHMAN (2017-18)

- Saw action in the Oral Roberts (11/24) and Coppin State games (12/30).
- Walk-on member of the Nittany Lion basketball team who joined the squad this fall.

Opponent	Date	gs	min	Total		3-Pointers		Free throws		Rebounds				pf	a	t/o	blk	stl	pts	avg
				fg-fga	pct	3fg-fga	pct	ft-fga	pct	off	def	tot	avg							
ORAL ROBERTS	11/24/2017	1		0-0	.000	0-0	.000	0-0	.000	0	0	0	0.0	0	0	0	0	0	0	0.0
COPPIN STATE	12/30/17	1		0-0	.000	0-0	.000	0-0	.000	0	0	0	0.0	0	0	0	0	0	0	0.0
Totals		0	2	0-0	.000	0-0	.000	0-0	.000	0	0	0	0.0	0	0	0	0	0	0	0.0

Season	GP-GS	Min/Avg	Total		3-Point		FT-FTA	Pct.	Rebounds				PF	DQ	A	T	B	S	Scoring	
			FG-FGA	Pct.	FG-FGA	Pct.			Off	Def	Total	Avg.							Pts.	Avg.
2017-18	2-0	2/1.0	0-0	.000	0-0	.000	0-0	.000	0	0	0	0.0	0	0	0	0	0	0	0	0.0
TOTAL	2-0	2/1.0	0-0	.000	0-0	.000	0-0	.000	0	0	0	0.0	0	0	0	0	0	0	0	0.0



SATCHEL PIERCE

3

F • 7-0 • 255 • JUNIOR

BARBERTON, OH (THE KISKI SCHOOL/VIRGINIA TECH)

AS A JUNIOR (2017-18)

- Has played in 23 games this season, averaging 7.6 minutes per contest. Has pulled down at least one rebound in 17 games and scored in 11.
- Scored three points and pulled down two rebounds vs. Purdue in semifinal game of Big Ten Tournament. Added a block as well in 10 minutes of action.
- Played most minutes in Big Ten/Penn State career with 13 at Purdue.
- Praised by Coach Chambers for effort at Purdue with two key rebounds, a block and steal to go along with 1-1 performance from field for two points.
- Grabbed huge defensive rebound in Maryland contest and was complimented by Coach Chambers for his productivity in four "fantastic" minutes vs. Terps.
- Snatched a rebound and had a block in overtime game vs. Minnesota.
- Had four rebounds and an assist in eight minutes of action vs. Coppin State.
- First off the bench at George Mason and had six minutes on the court. Scored two points and collected a rebound. Also had a steal.
- Had two points in 10 minutes on the court at N.C. State.
- Pulled down six rebounds in 14 minutes against Oral Roberts (11/24).
- Grabbed a key steal in game vs. No. 16 Texas A&M.
- Recorded third career double-figure scoring game with 11 points (2-5 FG) and career-best seven made free throws vs. Columbia (11/17) in 15 minutes.
- Had a Penn State-best five rebounds vs. Campbell.
- Sat out the 2016-17 season to satisfy NCAA transfer requirements.

► PIERCE'S CAREER HIGHS

Points	
Career	13, vs. Miami (Fla.) 3/7/2015
Penn State	11, vs. Columbia, 11/17/17
B1G	2, at Purdue, 2/18/18
Rebounds	
Career	7, vs. Northwestern (ot), 12/2/2015
Penn State	6, vs. Oral Roberts, 11/24/17
B1G	2, 2x, last at Purdue, 2/18/18
Assists	
Career	3, at Louisville, 1/13/2015
Penn State	1, 3x, last vs. Coppin State, 12/30/17
B1G	
Blocks	
Career	2, 7x, last vs. Alabama State, 11/14/2015
Penn State	1, 4x, last vs. Purdue (B1G), 3/3/18
B1G	1, 3x, last vs. Michigan, 2/21/18
Steals	
Career	1, 10x, last at George Mason, 12/17/17
Penn State	1, 2x, last at George Mason, 12/17/17
B1G	
Minutes	
Career	31, vs. Duke, 2/25/2015
Penn State	15, vs. Columbia, 11/17/17
B1G	13, at Purdue, 2/18/18

Field Goals - Made	
Career	5, 2x, last vs. Miami (Fla.), 3/7/2015
Penn State	2, 2x, last vs. Texas A&M, 11/24/17
B1G	1, 2x, last vs. Michigan, 2/21/18
Field Goals - Attempted	
Career	8, vs. Miami (Fla.), 3/7/2015
Penn State	5, vs. Columbia, 11/17/17
B1G	1, 3x, last at Purdue, 2/18/18
3-Point Field Goals - Made	
Career	
B1G	
3-Point Field Goals - Attempted	
Career	1, vs. Columbia, 11/17/17
B1G	
Free Throws - Made	
Career	7, vs. Columbia, 11/17/17
B1G	
Free Throws - Attempted	
Career	8, vs. Columbia, 11/17/17
B1G	

Opponent	Date	gs	min	Total		3-Pointers		Free throws		Rebounds				pf	a	t/o	blk	stl	pts	avg
				fg-fga	pct	3fg-fga	pct	ft-fta	pct	off	def	tot	avg							
CAMPBELL	11/10/17	11	0-0	.000	0-0	.000	4-6	.667	1	4	5	5.0	1	0	0	0	0	4	4.0	
FAIRLEIGH DICKINSON	11/12/17	11	0-4	.000	0-0	.000	0-1	.000	2	1	3	4.0	3	0	3	0	0	0	2.0	
MONTANA	11/15/17	11	1-3	.333	0-0	.000	0-0	.000	1	1	2	3.3	3	1	0	1	0	2	2.0	
COLUMBIA	11/17/17	15	2-5	.400	0-1	.000	7-8	.875	1	2	3	3.3	2	0	2	0	0	11	4.3	
vs Pittsburgh	11/20/17	10	0-1	.000	0-0	.000	2-5	.400	0	1	1	2.8	3	1	1	0	0	2	3.8	
vs Texas A&M	11/21/17	11	2-2	1.000	0-0	.000	0-0	.000	1	2	3	2.8	2	0	2	0	1	4	3.8	
ORAL ROBERTS	11/24/17	14	1-3	.333	0-0	.000	2-4	.500	3	3	6	3.3	3	0	1	0	0	4	3.9	
at NC State	11/29/17	10	1-2	.500	0-0	.000	0-0	.000	0	0	0	2.9	2	0	0	0	0	2	3.6	
at Iowa	12/02/17	5	0-1	.000	0-0	.000	0-0	.000	1	1	2	2.8	3	0	1	0	0	0	3.2	
at George Mason	12/17/17	6	1-2	.500	0-0	.000	0-0	.000	1	0	1	2.6	3	0	3	0	1	2	3.1	
BINGHAMTON	12/19/17	2	0-0	.000	0-0	.000	0-2	.000	1	0	1	2.5	0	1	0	0	0	0	2.8	
RIDER	12/22/17	3	0-0	.000	0-0	.000	0-0	.000	0	0	0	2.3	1	0	2	0	0	0	2.6	
COPPIN STATE	12/30/17	8	0-1	.000	0-0	.000	0-0	.000	2	2	4	2.4	0	1	1	0	0	0	2.4	
at Indiana	01/09/18	8	0-0	.000	0-0	.000	0-0	.000	0	1	1	2.3	1	0	0	0	0	0	2.2	
MINNESOTA	1/15/18	4	0-1	.000	0-0	.000	0-0	.000	0	1	1	2.2	0	0	0	1	0	0	2.1	
MARYLAND	2/7/18	4	0-1	.000	0-0	.000	0-0	.000	0	1	1	2.1	0	0	0	0	0	0	1.9	
OHIO STATE	2/15/18	0	0-0	.000	0-0	.000	0-0	.000	0	0	0	2.0	0	0	0	0	0	0	1.8	
at Purdue	02/18/18	13	1-1	1.000	0-0	.000	0-0	.000	0	2	2	2.0	3	0	1	1	1	2	1.8	
MICHIGAN	2/21/18	5	1-2	.500	0-0	.000	0-0	.000	0	0	0	1.9	1	0	0	1	0	0	1.8	
at Nebraska	02/25/18	4	0-1	.000	0-0	.000	0-0	.000	1	0	1	1.9	2	0	0	0	0	0	1.8	
vs Northwestern	3/1/18	3	0-0	.000	0-0	.000	0-0	.000	0	0	0	1.8	1	0	0	0	0	0	1.7	
vs Purdue	3/3/18	10	1-3	.333	0-0	.000	1-2	.500	1	1	2	1.8	0	0	1	0	1	0	1.7	
TEMPLE	3/14/18	3	0-1	.000	0-0	.000	0-0	.000	0	0	0	1.7	0	0	0	0	0	0	1.7	
Totals		0	171	11-34	.324	0-1	.000	16-28	.571	16	23	39	1.7	34	3	18	5	3	38	1.7

YEAR	GP-GS	MIN/AVG	TOTAL		3-POINT		FT-FTA		PCT		REBOUNDS		PF	FO	A	TO	BLK	STL	PTS	AVG
			FG-FGA	PCT	FG-FGA	PCT	FT-FTA	PCT	OFF	DEF	TOT	AVG								
2014-15*	31-7	428/13.8	39-81	.481	0-0	.000	21-33	.636	35	39	74	2.4	84	4	14	39	23	6	99	3.2
2015-16*	20-0	124/6.2	12-19	.632	0-0	.000	8-10	.800	9	17	26	1.3	28	0	6	10	4	3	32	1.6
2017-18	23-0	171/7.6	11-34	.324	0-1	.000	16-28	.571	16	23	39	1.7	34	0	3	18	5	3	38	1.7
TOTAL	74-7	723/9.8	62-134	.459	0-1	.000	45-71	.634	60	79	139	1.9	146	4	23	67	32	12	169	2.3

*at Virginia Tech



JOSH REAVES

G • 6-4 • 210 • JUNIOR
FAIRFAX, VA (OAK HILL ACADEMY)

23

AS A JUNIOR (2017-18)

- Leads the Big Ten in total steals (71-No. 15 nationally) and steals per game average (2.22-No. 15 nationally).
- Second on team with 102 assists and tied Big Ten career best (6) vs. Ohio State (2/15). Tied game-high (5) at Purdue.
- Seventh on PSU career steals list with 167 and with 71, for ninth on the Nittany Lion single-season chart.
- Points at Marquette came off a 3-point dagger from right baseline in fourth quarter. Had three of five assists in period.
- "Quiet" 18 points at Notre Dame (5-9 FG, 3-6 3FG), tie for game-best rebounds with nine, three assists and three steals.
- Registered second career double-double with 11 rebounds/game-best 19 points vs. Temple going 7-10 and 4-6 3FG.
- **Dunked game-winner after great cut through lane and assist from Carr in final 3.1 vs. Ohio State in Big Ten Tournament.**
- Scored in double digits with 15 points in Big Ten Tournament opener vs. Northwestern. Added team-best eight boards.
- "Glue guy" with seven rebounds, three assists and game- and career-high seven steals at Nebraska.
- Scored all eight points vs. Michigan in second half and had seven rebounds for game. Tied for game-high three steals.
- Threw full-court pass to Tony Carr for end half layup vs. OSU for #BTNstandout and ESPN SportsCenter play of the day.
- Scored eight of his 10 points at Illinois in second half with three rebounds, an assist and a steal vs. Illini.
- One-handed jam vs. Hawkeyes was No. 5 play on ESPN's SportsCenter and No. 1 dunk of week on Big Ten Network.
- Tied then career-best with five steals at Michigan State, four in first half. Had team-best seven rebounds.
- Scored 15 points off the bench on 6-8 shooting with four steals and four rebounds on his stat line vs. Rutgers.
- Contributed 10 points off the bench and had three rebounds and an assist at Ohio State.
- Returned to action at Ohio State (4 games missed: Indiana, Nebraska, Minnesota and Northwestern (1/20)).
- Connected on three 3-pointers for nine points and had six assists (no turnovers) with four rebounds at Maryland.
- Recorded first career double-double with a career-best 13 rebounds and 10 points vs. Rider. Had a career-best eight assists and tied his career mark with five steals against Broncs.
- Scored 13 points and had a game-high four assists in front of friends and family at George Mason.
- One of five Nittany Lions to score in double figures vs. George Washington with 11, nine points in the first half.
- Assist leader against Wisconsin and had seven points and four blocks against the Badgers.
- In a minute (4:05 mark in the second half) vs. Wisconsin, Reaves made two free throws, blocked two shots, grabbed an offensive rebound on the other end and dunked the ball to bring Penn State within six points.
- Contributed eight points and three assists and was a force on the defensive end at Iowa. Had two critical steals.
- Returned to starting lineup vs. Pittsburgh and had 10 points including two 3-pointers, five rebounds and three steals.
- Had double figures in points with 12 against Montana, then missed next game vs. Columbia with ankle injury.
- Posted double figures against Fairleigh Dickinson with 17 with four assists, four steals and game-high nine rebounds.
- Scored 15 points, including career-best 7-8 FT, in opener against Campbell with eight rebounds and three steals.

2017-18 BIG HONORS

BIG TEN ALL-DEFENSIVE TEAM

► REAVES' CAREER HIGHS

Points	
Career	25, at Iowa, 3/5/17
B1G Career	25, at Iowa, 3/5/17
Rebounds	
Career	13, vs. Rider, 12/22/17
B1G Career	9, vs. Maryland, 2/7/18
Assists	
Career	8, vs. Rider, 12/22/17
B1G Career	6, 2x, last vs. Ohio State, 2/15/18
Blocks	
Career	4, vs. Wisconsin, 12/4/17
B1G Career	4, vs. Wisconsin, 12/4/17
Steals	
Career	7, at Nebraska, 2/25/18
B1G Career	7, at Nebraska, 2/25/18
Minutes	
Career	40, at Notre Dame-NIT, 3/17/18
B1G Career	38, at Purdue, 2/18/18
Field Goals - Made	
Career	10, at Iowa, 3/5/17
B1G Career	10, at Iowa, 3/5/17
Field Goals - Attempted	
Career	16, vs. Northwestern, 12/27/16
B1G Career	16, vs. Northwestern, 12/27/16
3-Point Field Goals - Made	
Career	4, 2x, last vs. Temple-NIT, 3/14/18
B1G Career	4, at Purdue, 1/21/17
3-Point Field Goals - Attempted	
Career	9, vs. Northwestern (B10), 3/1/18
B1G Career	9, 2x, last at Purdue, 1/21/17
Free Throws - Made	
Career	7, vs. Campbell, 11/10/17
B1G Career	5, 2x, last vs. Minnesota, 1/14/17
Free Throws - Attempted	
Career	8, 3x, last vs. Montana, 11/15/17
B1G Career	8, at Minnesota, 1/14/17

Opponent	Date	gs	min	Total		3-Pointers		Free throws		Rebounds				pts	avg						
				fg-fga	pct	3fg-fga	pct	ft-fta	pct	off	def	tot	avg								
CAMPBELL	11/10/17	*	31	4-11	.364	0-3	.000	7-8	.875	3	5	8	8.0	2	1	4	1	3	15	15.0	
FAIRLEIGH DICKINSON	11/12/17	*	30	7-10	.700	2-3	.667	1-2	.500	3	6	9	8.5	4	4	3	1	4	17	16.0	
MONTANA	11/15/17	*	33	4-6	.667	0-2	.000	4-8	.500	0	2	2	6.3	2	1	0	1	0	12	14.7	
vs Pittsburgh	11/20/17	*	21	4-8	.500	2-4	.500	0-0	.000	2	3	5	6.0	1	0	2	0	3	10	13.5	
vs Texas A&M	11/21/17	*	32	2-5	.400	1-4	.250	2-2	1.000	1	1	2	5.2	5	4	0	1	4	7	12.2	
ORAL ROBERTS	11/24/201	*	21	4-6	.667	2-4	.500	0-0	.000	0	2	2	4.7	1	3	0	1	4	10	11.8	
at NC State	11/29/17	*	27	4-6	.667	1-1	1.000	0-0	.000	3	2	5	4.7	5	5	0	1	1	9	11.4	
at Iowa	12/02/17	*	31	3-9	.333	2-5	.400	0-0	.000	1	2	3	4.5	4	3	0	1	2	8	11.0	
WISCONSIN	12/4/17	*	35	2-5	.400	1-3	.333	2-2	1.000	1	2	3	4.3	4	5	0	4	0	7	10.6	
GEORGE WASHINGTON	12/9/17	*	28	5-7	.714	0-0	.000	1-3	.333	2	1	3	4.2	4	3	1	0	3	11	10.6	
at George Mason	12/17/17	*	31	5-10	.500	2-4	.500	1-1	1.000	1	1	2	4.0	4	4	0	1	1	13	10.8	
BINGHAMTON	12/19/17	*	29	6-9	.667	2-3	.667	1-2	.500	1	1	2	3.8	2	4	3	1	2	15	11.2	
RIDER	12/22/17	*	36	3-8	.375	0-3	.000	4-4	1.000	4	9	13	4.5	3	8	1	1	5	10	11.1	
COPPINS STATE	12/30/17	*	26	4-9	.444	2-4	.500	2-2	1.000	2	2	4	4.5	0	7	1	0	5	12	11.1	
at Maryland	01/02/18	*	37	3-7	.429	3-5	.600	0-0	.000	3	1	4	4.5	3	6	0	0	9	11.0		
NORTHWESTERN	1/5/18	*	24	3-5	.600	1-1	1.000	0-1	.000	2	4	6	4.6	3	1	2	2	1	7	10.8	
at Ohio State	01/25/18	*	31	4-7	.571	0-1	.000	2-2	1.000	2	1	3	4.5	3	1	2	0	10	10.7		
RUTGERS	1/27/18	*	30	6-8	.750	1-2	.500	2-2	1.000	1	3	4	4.4	3	2	1	1	4	15	10.9	
at Michigan State	1/31/18	*	34	3-11	.273	0-5	.000	0-0	.000	2	5	7	4.6	4	2	1	0	5	6	10.7	
IOWA	02/03/18	*	20	4-5	.800	0-0	.000	3-4	.750	1	1	2	4.5	3	5	1	0	1	11	10.7	
MARYLAND	2/7/18	*	36	5-10	.500	1-3	.333	3-4	.750	3	6	9	4.7	3	1	4	0	1	14	10.9	
at Illinois	02/11/18	*	19	5-9	.556	0-1	.000	0-0	.000	2	1	3	4.6	4	1	0	0	1	10	10.8	
OHIO STATE	2/15/18	*	32	4-8	.500	1-1	1.000	3-4	.750	1	3	4	4.6	4	6	2	0	3	12	10.9	
at Purdue	02/18/18	*	38	3-5	.600	1-3	.333	0-0	.000	1	6	7	4.7	4	5	3	0	0	7	10.7	
MICHIGAN	2/21/18	*	35	2-3	.667	1-2	.500	3-4	.750	1	6	7	4.8	5	1	2	0	3	8	10.6	
at Nebraska	02/25/18	*	37	1-8	.125	0-3	.000	1-2	.500	2	5	7	4.8	3	3	3	0	7	3	10.3	
vs Northwestern	3/1/18	*	37	6-14	.429	3-9	.333	0-0	.000	3	5	8	5.0	4	1	0	0	1	15	10.5	
vs Ohio State	3/2/18	*	34	2-12	.167	1-4	.250	4-4	1.000	2	5	7	5.0	3	4	1	0	1	9	10.4	
vs Purdue	3/3/18	*	36	0-9	.000	0-4	.000	0-0	.000	2	3	5	5.0	2	2	1	0	2	0	10.1	
TEMPLE	3/14/18	*	30	7-10	.700	4-6	.667	1-5	.200	3	8	11	5.2	3	1	3	0	1	19	10.4	
at Notre Dame	3/17/18	*	40	5-9	.556	3-6	.500	5-6	.833	3	6	9	5.4	2	3	0	0	3	18	10.6	
at Marquette	3/20/18	*	17	1-3	.333	1-2	.500	0-0	.000	0	0	0	5.2	4	5	2	0	0	3	10.4	
Totals			30	978	121-252	.480	38-101	.376	52-72	.722	58	108	166	5.2	101	102	43	16	71	332	10.4

Season	GP-GS	Min/Avg	Total		3-Point		FT-FTA	Pct.	Rebounds				Avg.	PF	DQ	A	T	B	S	Scoring	
			FG-FGA	Pct.	FG-FGA	Pct.			Off	Def	Total	Pts.								Avg.	
2015-16	26-20	620/23.8	66-176	.375	3-39	.077	31-41	.756	34	62	96	3.7	68	2	50	36	23	36	166	6.4	
2016-17	28-23	759/27.1	81-181	.448	19-59	.322	34-48	.708	37	75	112	4.0	84	3	59	54	21	60	215	7.7	
2017-18	32-30	978/30.6	121-252	.480	38-101	.376	52-72	.722	58	108	166	5.2	101	3	102	43	16	71	332	10.4	
TOTAL	86-73	2357/27.4	268-609	.440	60-199	.302	117-161	.727	129	245	374	4.3	253	8	211	133	60	167	713	8.3	



LAMAR STEVENS

F • 6-7 • 218 • SOPHOMORE
PHILADELPHIA, PA (ROMAN CATHOLIC)

11

AS A SOPHOMORE (2017-18)

- Second overall on team in scoring (15.1), rebounding (6.0), blocks (40) and minutes per game (33.0).
- Has longest streak of games started among current Nittany Lions roster with 70 (37 in 2017-18 and 33 in 2016-17).
- Scored in double figures in eight of last nine games with career-best-tying and Penn State NIT single-game record 30 points at Marquette, 10 coming in fourth quarter.
- Helped lift Nittany Lions with 10 points vs. Temple, all in third quarter, and eight from charity stripe.
- Posted back-to-back double-figure scoring games in Big Ten Tournament vs. Ohio State (15) and Purdue (14)
- Combined with Tony Carr for 40 points vs. No. 17/16 Michigan with 19 points and eight rebounds.
- Had 13 points and six rebounds at No. 6/7 Purdue and 11 in 39 minutes at Illinois (5-8 FG) with six rebounds.
- Led team in scoring for 15th time in career with 25 points vs. Maryland for 13th career game with 20 or more points.
- Set career best with four blocks in the first half vs. Iowa to go with his 17 points and five rebounds.
- Scored 15 of 18 points in second half at Michigan State. Combined with Tony Carr for 13 in final 72 seconds.
- Scored 12 points vs. Minnesota, 11 coming in first half. Also pulled down seven rebounds.
- Had three-straight games of 20+ points with game-high 26-point outing vs. Nebraska and added 7 boards.
- Registered first back-to-back 20-plus-point games of his career with 20 at Indiana after scoring 30 vs. Northwestern. Tallied 16 points in 17 minutes in first half vs. Hoosiers with two three-pointers.
- Went 14-19 (1-3 3FG) from the field vs. Wildcats for career-best 30 points and broke the Bryce Jordan Center men's single-game field goal record. Had 14 points in his first 10 minutes of action. Had second career double-double with 10 points and 11 rebounds vs. Rider and career-best six assists.
- Led all five starters in double figures with 16 points vs. Binghamton and pulled down eight boards.
- Recorded first career double-double with game-high 23 points and career-best 12 rebounds at George Mason.
- In a first-half stretch against Patriots, scored nine points to contribute to a 21-4 Penn State run.
- Leading scorer with 22 points (12 1H) at Iowa despite missing significant minutes with three fouls in second half.
- Went a perfect 6-6 from the line vs. Hawkeyes, including 2-2 with four seconds remaining in game.
- Scored all 13 of his points and had six of eight rebounds in second half against N.C. State.
- Had team-high eight rebounds vs. Pittsburgh and had two steals vs. Panthers.
- Joined teammate Tony Carr on Legends Classic All-Tournament Team (17.5 ppg in two games) at Barclays Center.
- Led Penn State in scoring and rebounding as well as steals vs. Montana.
- Had a skein of five-straight double-figure scoring games, with 25 points vs. both Montana and No. 16 Texas A&M.

2017-18 BIG HONORS

ALL-BIG TEN
HONORABLE MENTION
COACHES | MEDIA

► STEVENS' CAREER HIGHS

Points
Career 30, 2x, last at Marquette-NIT, 3/20/18
B1G Career 30, vs. Northwestern, 1/5/18

Rebounds
Career 12, at George Mason, 12/17/17
B1G Career 9, at Michigan, 1/4/17

Assists
Career 6, vs. Rider, 12/22/17
B1G Career 4, at Iowa, 3/5/17

Blocks
Career 4, vs. Iowa, 2/3/18
B1G Career 4, vs. Iowa, 2/3/18

Steals
Career 3, 3x, last vs. Ohio State, 2/15/18
B1G Career 3, 3x, last vs. Ohio State, 2/15/18

Minutes
Career 42, at Indiana (3ot), 2/1/17
regulation: 40, 2x, last at Marquette-NIT, 3/20/18
B1G Career 42, at Indiana (3ot), 2/1/17
..... regulation: 40, vs. Maryland, 2/7/18

Field Goals - Made
Career 14, 2x, last at Marquette-NIT, 3/20/18
B1G Career 14, vs. Northwestern, 1/5/18

Field Goals - Attempted
Career 22, at Marquette-NIT, 3/20/18
B1G Career 20, vs. Purdue (ot), 2/21/17
..... regulation: 19, 3x, last vs. Michigan, 2/21/18

3-Point Field Goals - Made
Career 2, 6x, last vs. Maryland, 2/7/18
B1G Career 2, 6x, last vs. Maryland, 2/7/18

3-Point Field Goals - Attempted
Career 5, vs. Purdue (ot), 2/21/17
..... regulation: 5, vs. Columbia, 11/17/17
B1G Career 5, vs. Purdue, 2/21/17
..regulation: 4, 2x, last at Michigan State, 1/31/18

Free Throws - Made
Career 12, vs. Duquesne, 11/13/16
B1G Career 8, vs. Maryland, 2/7/17

Free Throws - Attempted
Career 13, vs. Duquesne, 11/13/16
B1G Career 12, vs. Maryland, 2/7/17

Opponent	Date	qs	min	Total			3-Pointers		Free throws		Rebounds						pts	avg			
				fg-fga	pct	3fg-fga	pct	ft-fa	pct	off	def	tot	avg	pf	a	t/o			blk	stl	
CAMPBELL	11/10/17	*	28	2-7	.286	1-2	.500	3-4	.750	1	5	6	6.0	5	0	6	2	0	8	8.0	
FAIRLEIGH DICKINSON	11/12/17	*	33	5-11	.455	0-1	.000	2-2	1.000	1	6	7	6.5	0	4	3	1	2	12	10.0	
MONTANA	11/15/17	*	38	8-14	.571	1-2	.500	8-9	.889	1	6	7	6.7	2	5	2	2	25	15.0		
COLUMBIA	11/17/17	*	28	6-14	.429	2-5	.400	0-2	.000	4	2	6	6.5	3	2	2	0	1	14	14.8	
vs Pittsburgh	11/20/17	*	26	4-11	.364	0-4	.000	2-2	1.000	1	7	8	6.8	1	2	1	2	0	10	13.8	
vs Texas A&M	11/21/17	*	36	8-16	.500	0-3	.000	9-11	.818	3	4	7	6.8	3	5	1	2	1	25	15.7	
ORAL ROBERTS	11/24/201	*	23	2-6	.333	0-0	.000	4-5	.800	1	5	6	6.7	0	1	2	1	1	8	14.6	
at NC State	11/29/17	*	30	4-12	.333	0-0	.000	5-7	.714	4	4	8	6.9	4	1	4	1	0	13	14.4	
at Iowa	12/02/17	*	28	7-15	.467	2-4	.500	6-6	1.000	2	3	5	6.7	3	0	1	2	2	22	15.2	
WISCONSIN	12/4/17	*	29	1-7	.143	0-3	.000	2-2	1.000	2	4	6	6.6	2	3	2	0	0	4	14.1	
GEORGE WASHINGTON	12/9/17	*	31	5-10	.500	0-0	.000	0-2	.000	1	4	5	6.5	2	3	2	0	0	10	13.7	
at George Mason	12/17/17	*	34	9-18	.500	1-3	.333	4-6	.667	2	10	12	6.9	3	2	1	2	1	23	14.5	
BINGHAMTON	12/19/17	*	36	6-14	.429	0-1	.000	4-6	.667	2	6	8	7.0	3	1	3	0	1	16	14.6	
RIDER	12/22/17	*	30	5-15	.333	0-1	.000	0-2	.000	4	7	11	7.3	4	6	1	1	0	10	14.3	
COPPIN STATE	12/30/17	*	19	4-11	.364	1-4	.250	2-2	1.000	1	4	5	7.1	1	2	0	0	1	11	14.1	
at Maryland	01/02/18	*	24	7-13	.538	1-4	.250	0-0	.000	0	2	2	6.8	5	1	0	1	0	15	14.1	
NORTHWESTERN	1/5/18	*	37	14-19	.737	1-3	.333	1-3	.333	2	3	5	6.7	1	2	4	0	1	30	15.1	
at Indiana	01/09/18	*	36	9-15	.600	2-3	.667	0-3	.000	0	7	7	6.7	3	1	2	1	1	20	15.3	
NEBRASKA	1/12/18	*	40	10-18	.556	2-3	.667	4-5	.800	1	6	7	6.7	3	2	4	0	0	26	15.9	
MINNESOTA	1/15/18	*	40	4-12	.333	1-4	.250	3-4	.750	3	4	7	6.8	4	1	1	2	1	12	15.7	
at Northwestern	01/20/18	*	38	6-11	.545	1-3	.333	0-0	.000	0	2	2	6.5	2	1	1	0	0	13	15.6	
at Ohio State	01/25/18	*	35	4-10	.400	1-1	1.000	6-9	.667	1	5	6	6.5	1	1	2	1	1	15	15.5	
RUTGERS	1/27/18	*	24	3-8	.375	0-2	.000	0-1	.000	0	4	4	6.4	3	0	3	1	0	6	15.1	
at Michigan State	1/31/18	*	35	7-19	.368	1-4	.250	3-4	.750	1	3	4	6.3	5	1	1	0	1	18	15.3	
IOWA	02/03/18	*	36	8-18	.444	0-3	.000	1-2	.500	2	4	6	6.3	3	2	3	4	1	17	15.3	
MARYLAND	2/7/18	*	40	10-12	.833	2-3	.667	3-4	.750	3	1	4	6.2	1	2	0	2	1	25	15.7	
at Illinois	02/11/18	*	39	5-8	.625	0-2	.000	1-2	.500	2	4	6	6.2	3	2	4	0	0	11	15.5	
OHIO STATE	2/15/18	*	36	3-9	.333	0-2	.000	1-3	.333	1	5	6	6.2	2	2	3	1	3	7	15.2	
at Purdue	02/18/18	*	38	4-8	.500	1-2	.500	4-6	.667	1	5	6	6.2	1	4	1	1	1	13	15.1	
MICHIGAN	2/21/18	*	38	9-19	.474	1-3	.333	0-4	.000	0	8	8	6.2	1	3	2	2	0	19	15.3	
at Nebraska	02/25/18	*	34	5-11	.455	1-2	.500	2-4	.500	1	6	7	6.3	2	0	4	3	0	13	15.2	
vs Northwestern	3/1/18	*	32	2-12	.167	0-1	.000	4-4	1.000	2	3	5	6.2	1	0	2	1	0	8	15.0	
vs Ohio State	3/2/18	*	32	4-14	.286	1-2	.500	6-7	.857	0	7	7	6.2	3	2	1	1	0	15	15.0	
vs Purdue	3/3/18	*	37	4-12	.333	1-4	.250	5-5	1.000	2	4	6	6.2	3	1	0	0	0	14	14.9	
TEMPLE	3/14/18	*	25	1-6	.167	0-1	.000	8-11	.727	1	2	3	6.1	3	3	2	2	0	10	14.8	
at Notre Dame	3/17/18	*	36	5-15	.333	0-2	.000	1-1	1.000	0	5	5	6.1	2	2	3	1	1	11	14.7	
at Marquette	3/20/18	*	40	14-22	.636	0-1	.000	2-3	.667	0	2	2	6.0	2	1	2	0	0	30	15.1	
Totals			37	1221	214-472	.453	25-88	.284	106-153	.693	53	169	222	6.0	90	65	82	40	24	559	15.1

Season	GP-GS	Min/Avg	Total		3-Point		Rebounds		Scoring											
			FG-FGA	Pct.	FG-FGA	Pct.	FT-FTA	Pct.	Off	Def	Total	Avg.	PF	DQ	A	T	B	S	Pts.	Avg.
2016-17	33-33	918/27.8	148-345	.429	11-32	.344	112-146	.767	54	129	183	5.5	90	3	55	74	21	27	419	12.7
2017-18	37-37	1221/33.0	214-472	.453	25-88	.284	106-153	.693	53	169	222	6.0	90	3	65	82	40	24	559	15.1
TOTAL	70-70	2139/30.6	362-817	.443	36-120	.300	218-299	.729	107	298	405	5.8	180	6	120	156	61	51	978	14.0



MIKE WATKINS

24

F • 6-9 • 254 • REDSHIRT SOPHOMORE
PHILADELPHIA, PA (THE PHELPS SCHOOL)

AS A REDSHIRT SOPHOMORE (2017-18)

- Will not return this season after suffering right knee injury early in Michigan game (2/21), has missed seven games.
- Season field goal percentage of 68.5 (146-213) leads Big Ten and is second nationally. Owns No. 5 spot on NCAA D-1 active career list at 63.7.
- Became only the second Penn State sophomore to reach 500 career rebound milestone, now tied with Nittany Lion great Jesse Arnette for most in first two years with 525.
- Recorded 20th career double-double and 12th of the 2017-18 season with 11 points and 10 rebounds vs. Ohio State.
- Perfect 5-5 from field at Illinois with four rebounds and a steal in limited minutes.
- Went 5-7 from the field vs. Maryland and had career-best three steals to go along with five rebounds.
- Scored 19 points and pulled down 10 boards vs. Iowa (2/3) for 11th double-double of season and 19th career.
- Tied Penn State single-game individual record for field goal percentage and Penn State record for field goal percentage in a Big Ten game with a 9-10 outing (90.0%) vs. Hawkeyes after starting the game 8-8.
- Scored 15 points and had a career-high 19 rebounds vs. Rutgers.
- Scored eight points and grabbed five rebounds in 20 minutes of action at Michigan State. Had key steal of Spartan inbound pass at 0:37 mark of game to set up Tony Carr's second 3-pointer to trim deficit to six points.
- First Nittany Lion to have five consecutive double-doubles against Big Ten foes since John Amaechi in 1994-95.
- Recorded fifth-straight double-double, ninth of season and 17th of career with 20 points and 11 boards vs. Minnesota.
- Scored 20 points and collected 15 rebounds vs. Nebraska in OT win, 12 points coming in second half.
- Had 10 points (all second half) and game-best 12 rebounds at Indiana.
- Collected game-best 17 rebounds in double-double vs. Northwestern with 18 points. Added four blocks and two steals.
- Recorded double-double with a team-leading 17 points and career-best 17 rebounds at Maryland. Went 8-11 from the field and had two blocks, an assist and steal vs. Terps.
- Had a double-double with Lamar Stevens at George Mason with Watkins' 14 points and 12 rebounds.
- Had then Big Ten-best 19 points (9-13 FG) and seven rebounds in win at Iowa in a career-high 36 minutes at Iowa.
- Had 14 rebounds at N.C. State for game-high total.
- One of six Nittany Lions to score in double figures vs. Pittsburgh with 13 on a perfect 6-6 from field.
- Recorded first double-double of 2017-18 vs. Columbia with 11 points and 14 rebounds.
- Went 5-5 FG in second half vs. Columbia and Nittany Lions leaned on his 10 points and six blocks (4 in second half).
- Had 15 points off 6-9 FG shooting and with five rebounds and three blocks in outing vs. FDU.
- Missed the first game of the season vs. Campbell.

2017-18 BIG HONORS

BIG TEN ALL-DEFENSIVE TEAM

ALL-BIG TEN
HONORABLE MENTION
COACHES | MEDIA

▶ WATKINS' CAREER HIGHS

Points
Career 22, vs. Wisconsin, 12/4/17
BIG 22, vs. Wisconsin, 12/4/17

Rebounds
Career 19, vs. Rutgers, 1/27/18
BIG 19, vs. Rutgers, 1/27/18

Assists
Career 4, vs. St. John's, 12/18/16
BIG 2, 3x last at Iowa, 3/5/17

Blocks
Career 8, 2x, last vs. Nebraska (ot-B10), 3/8/17
BIG 7, vs. Wisconsin, 12/4/17

Steals
Career 3, vs. Maryland, 2/7/18
BIG 3, vs. Maryland, 2/7/18

Minutes
Career 39, 2x, last vs. Nebraska (ot), 1/12/18
regulation: 36, at Iowa, 12/2/17
BIG 39, last vs. Nebraska (ot), 1/12/18
regulation 36, at Iowa, 12/2/17

Field Goals - Made
Career 10, vs. Minnesota (ot), 1/15/18
.....regulation: 9, 4x, last vs. Iowa, 2/3/18
BIG 10, vs. Minnesota (ot), 1/15/18
.....regulation: 9, 4x, last vs. Iowa, 2/3/18

Field Goals - Attempted
Career 14, 2x, last vs. Minnesota (ot), 1/15/18
.....regulation: 13, 3x, last vs. Wisconsin, 12/4/17
BIG 14, vs. Minnesota (ot), 1/15/18
.....regulation: 13, 2x, last vs. Wisconsin, 12/4/17

3-Point Field Goals - Made
Career
BIG

3-Point Field Goals - Attempted
Career 1, vs. Wisconsin, 12/4/2017
BIG 1, vs. Wisconsin, 12/4/2017

Free Throws - Made
Career 8, last vs. Northwestern, 1/5/18
BIG 8, last vs. Northwestern, 1/5/18

Free Throws - Attempted
Career 11, last vs. Northwestern, 1/5/18
BIG 11, last vs. Northwestern, 1/5/18

Opponent	Date	qs	min	Total		3-Pointers		Free Throws		Rebounds					Other						
				fg-fga	pct	3fg-fga	pct	ft-fga	pct	off	def	tot	avg	pf	a	t/o	blk	stl	pts	avg	
FAIRLEIGH DICKINSON	11/12/17	*	20	6-9	.667	0-0	.000	3-5	.600	2	3	5	5.0	2	1	3	3	2	15	15.0	
MONTANA	11/15/17	*	19	3-4	.750	0-0	.000	2-2	1.000	0	6	6	5.5	3	0	1	4	0	8	11.5	
COLUMBIA	11/17/17	*	23	5-7	.714	0-0	.000	1-1	1.000	2	12	14	8.3	2	0	1	6	1	11	11.3	
vs Pittsburgh	11/20/17	*	22	6-6	1.000	0-0	.000	1-2	.500	0	5	5	7.5	1	0	1	3	1	13	11.8	
vs Texas A&M	11/21/17	*	25	3-5	.600	0-0	.000	1-2	.500	1	2	3	6.6	3	2	0	2	1	7	10.8	
ORAL ROBERTS	11/24/201	*	19	4-5	.800	0-0	.000	0-0	.000	1	5	6	6.5	1	1	3	3	2	8	10.3	
at NC State	11/29/17	*	26	4-10	.400	0-0	.000	0-2	.000	5	9	14	7.6	2	1	2	2	1	8	10.0	
at Iowa	12/02/17	*	36	9-13	.692	0-0	.000	1-3	.333	3	4	7	7.5	4	0	3	3	1	19	11.1	
WISCONSIN	12/4/17	*	34	9-13	.692	0-1	.000	4-6	.667	2	6	8	7.6	1	0	2	7	1	22	12.3	
GEORGE WASHINGTON	12/9/17	*	31	7-11	.636	0-0	.000	1-1	1.000	3	9	12	8.0	2	1	2	4	0	15	12.6	
at George Mason	12/17/17	*	33	5-7	.714	0-0	.000	4-7	.571	2	10	12	8.4	2	1	2	2	2	14	12.7	
BINGHAMTON	12/19/17	*	32	5-8	.625	0-0	.000	2-4	.500	2	9	11	8.6	2	1	1	3	1	12	12.7	
RIDER	12/22/17	*	24	4-5	.800	0-0	.000	2-2	1.000	0	9	9	8.6	4	0	2	4	0	10	12.5	
COPPIN STATE	12/30/17	*	21	3-6	.500	0-0	.000	5-5	1.000	2	4	6	8.4	1	2	2	3	0	11	12.4	
at Maryland	01/02/18	*	35	8-11	.727	0-0	.000	1-2	.500	3	14	17	9.0	4	1	2	2	1	17	12.7	
NORTHWESTERN	1/5/18	*	31	5-6	.833	0-0	.000	8-11	.727	4	13	17	9.5	2	0	2	4	2	18	13.0	
at Indiana	01/09/18	*	27	4-4	1.000	0-0	.000	2-3	.667	4	8	12	9.6	3	1	3	0	2	10	12.8	
NEBRASKA	1/12/18	*	39	7-8	.875	0-0	.000	6-8	.750	3	12	15	9.9	3	0	2	0	0	20	13.2	
MINNESOTA	1/15/18	*	37	10-14	.714	0-0	.000	0-3	.000	2	9	11	10.0	5	1	2	2	20	13.6		
at Northwestern	01/20/18	*	26	2-2	1.000	0-0	.000	4-4	1.000	0	8	8	9.9	4	1	4	3	0	8	13.3	
at Ohio State	01/25/18	*	28	3-7	.429	0-0	.000	1-3	.333	1	4	5	9.7	1	0	0	0	0	7	13.0	
RUTGERS	1/27/18	*	30	6-12	.500	0-0	.000	3-6	.500	5	14	19	10.1	0	1	3	3	0	15	13.1	
at Michigan State	1/31/18	*	20	4-6	.667	0-0	.000	0-0	.000	2	3	5	9.9	4	1	1	0	1	8	12.9	
IOWA	02/03/18	*	30	9-10	.900	0-0	.000	1-2	.500	2	8	10	9.9	3	0	1	1	2	19	13.1	
MARYLAND	2/7/18	*	31	5-7	.714	0-0	.000	1-4	.250	2	3	5	9.7	2	1	1	1	3	11	13.0	
at Illinois	02/11/18	*	22	5-5	1.000	0-0	.000	0-1	.000	0	4	4	9.5	3	0	1	0	1	10	12.9	
OHIO STATE	2/15/18	*	29	4-7	.571	0-0	.000	3-4	.750	4	6	10	9.5	2	3	2	2	1	11	12.9	
at Purdue	02/18/18	*	9	1-3	.333	0-0	.000	1-2	.500	1	1	2	9.2	4	0	1	1	0	3	12.5	
MICHIGAN	2/21/18		5	0-2	.000	0-0	.000	0-0	.000	0	0	0	8.9	0	0	0	0	0	0	12.1	
Totals			28	764	146-213	.685	0-1	.000	58-95	.611	58	200	258	8.9	70	20	49	68	28	350	12.1

Season	GP-GS	Min/Avg	Total		3-Point		FT-FTA	Pct.	Rebounds			Avg.	PF	DQ	A	T	B	S	Scoring	
			FG-FGA	Pct.	FG-FGA	Pct.			Off	Def	Total								Pts.	Avg.
2016-17	33-24	786/23.8	128-217	.590	0-0	.000	63-98	.643	82	185	267	8.1	83	0	20	43	90	25	319	9.7
2017-18	29-28	764/26.3	146-213	.685	0-1	.000	58-95	.611	58	200	258	8.9	70	1	20	49	68	28	350	12.1
TOTAL	62-52	1550/25.0	274-430	.637	0-1	.000	121-193	.627	140	385	525	8.5	153	1	40	92	158	53	669	10.8



JAMARI WHEELER

G • 6-1 • 170 • FRESHMAN
LIVE OAK, FL (THE ROCK SCHOOL)

5

AS A FRESHMAN (2017-18)

- Played in all 37 games, scored in 20, and made three-straight starts (Nebraska, Minnesota and Northwestern (1/20)).
- Second behind Josh Reaves on team with 49 steals and tied for fourth in Big Ten.
- Led Lions with two steals at Marquette, including heads-up steal midway through fourth for another possession.
- Recorded four steals and had five assists in action in three games at 2018 Big Ten Tournament.
- Had two steals, assist and rebound vs. Buckeyes in 13 minutes of time in Big Ten Tournament quarterfinal game.
- Registered three assists, two rebounds, steal and free throw in Big Ten Tournament opener vs. Northwestern.
- Had a steal and score with final totals of two points, three assists and two steals at Illinois.
- Scored two points in the Iowa win (2/3) and had three rebounds.
- Pulled down four rebounds and had two assists and two steals without a turnover vs. Minnesota.
- Had a game-high and career-best five assists with four points and three steals vs. Northwestern.
- Had career-best two blocks at Indiana with two assists and steal. Tied Big Ten career high for minutes with 22.
- Contributed four points, four rebounds, three steals and two assists at Maryland.
- Tied his career-high total in rebounds with seven vs. Coppin State, all on the defensive side.
- Grabbed a career-best six steals at George Mason, No. 6 on PSU single-game list, and had five points vs. GMU.
- Played 17 minutes against Wisconsin and had a rebound, assist and steal.
- Critical defensive play in Iowa win and had four assists to only one turnover.
- Went 8-12 (66.7%) from field combined vs. Pittsburgh, Texas A&M and Oral Roberts, dishing out six assists with eight steals and a block.
- Against 16th-ranked Texas A&M, Wheeler had two steals that lead directly to layups in the second half, the second punctuating a Penn State rally to trim the Aggie lead to five.
- Shared team scoring lead with Nazeer Bostick in Oral Roberts game with career-best 14 points.
- Against Oral Roberts, had six points and two steals in first four minutes of play. He finished with a game-high and career-high 14 points and led Nittany Lions with seven rebounds, and five steals, also career bests.
- Played 19 minutes against Pittsburgh and had two assists without any turnovers, a steal and a rebound.
- Scored seven points with four assists and three steals vs. Columbia.

► WHEELER'S CAREER HIGHS

Points
Career 14, vs. Oral Roberts, 11/24/17
B1G 4, 2x, last vs. Northwestern, 1/5/18

Rebounds
Career 7, 2x, last vs. Coppin State, 12/30/17
B1G 5, vs. Nebraska (ot), 1/12/18
..... regulation: 4, at Maryland, 1/2/2018

Assists
Career 5, vs. Northwestern, 1/5/18
B1G 5, vs. Northwestern, 1/5/18

Blocks
Career 2, at Indiana, 1/9/18
B1G 2, at Indiana, 1/9/18

Steals
Career 6, at George Mason, 12/17/17
B1G 3, 2x, last vs. Northwestern, 1/5/18

Minutes
Career 36, vs. Columbia, 11/17/17
B1G 26, vs. Nebraska (ot), 1/12/18
..... regulation: 22, 2x, last at Indiana, 1/9/18

Field Goals - Made
Career 6, vs. Oral Roberts, 11/24/17
B1G 2, 2x, last vs. Northwestern, 1/5/18

Field Goals - Attempted
Career 9, vs. Columbia, 11/17/17
B1G 7, at Maryland, 1/2/18

3-Point Field Goals - Made
Career 1, 4x, last vs. Coppin State, 12/30/17
B1G 1, at Indiana, 1/9/18

3-Point Field Goals - Attempted
Career 3, 2x, last at Maryland, 1/2/18
B1G 3, at Maryland, 1/2/18

Free Throws - Made
Career 3, vs. Columbia, 11/17/17
B1G 1, at Indiana, 1/9/18

Free Throws - Attempted
Career 4, at N.C. State, 11/29/17
B1G 2, at Indiana, 1/9/18

Opponent	Date	gs	min	Total		3-Pointers		Free throws		Rebounds				pf	a	t/o	blk	stl	pts	avg
				fg-fga	pct	3fg-fga	pct	ft-fta	pct	off	def	tot	avg							
CAMPBELL	11/10/17	15	2-3	.667	0-1	.000	0-0	.000	0	0	0	0	0	0	1	4	4	4.0		
FAIRLEIGH DICKINSON	11/12/17	14	0-5	.000	0-2	.000	0-0	.000	2	1	3	1.5	2	0	2	0	2	0	2.0	
MONTANA	11/15/17	17	0-1	.000	0-0	.000	0-2	.000	0	2	2	1.7	1	3	2	0	0	1.3		
COLUMBIA	11/17/17	36	2-9	.222	0-3	.000	3-3	1.000	1	1	2	1.8	2	4	1	0	3	7	2.8	
vs Pittsburgh	11/20/17	19	0-1	.000	0-1	.000	1-2	.500	0	1	1	1.6	3	2	0	0	1	1	2.4	
vs Texas A&M	11/21/17	16	2-3	.667	0-1	.000	0-0	.000	1	1	2	1.7	3	0	1	0	2	4	2.7	
ORAL ROBERTS	11/24/201	24	6-8	.750	1-2	.500	1-2	.500	1	6	7	2.4	2	4	2	1	5	14	4.3	
at NC State	11/29/17	17	0-1	.000	0-0	.000	1-4	.250	0	0	1	2.1	5	2	1	0	3	1	3.9	
at Iowa	12/02/17	20	0-3	.000	0-2	.000	0-0	.000	0	1	1	2.0	0	4	1	0	0	0	3.4	
WISCONSIN	12/4/17	17	0-1	.000	0-0	.000	0-0	.000	0	1	1	1.9	2	1	1	0	1	0	3.1	
GEORGE WASHINGTON	12/9/17	18	2-4	.500	1-1	1.000	0-1	.000	3	1	4	2.1	3	2	1	0	1	5	3.3	
at George Mason	12/17/17	27	2-6	.333	0-1	.000	1-2	.500	0	1	1	2.0	2	1	2	0	6	5	3.4	
BINGHAMTON	12/19/17	10	2-3	.667	1-1	1.000	0-0	.000	2	1	3	2.1	1	0	4	0	0	5	3.5	
RIDER	12/22/17	14	2-3	.667	0-1	.000	0-2	.000	1	1	2	2.1	2	0	0	0	1	4	3.6	
COPPIN STATE	12/30/17	23	1-3	.333	1-1	1.000	1-2	.500	0	7	7	2.4	2	4	0	0	3	4	3.6	
at Maryland	01/02/18	22	2-7	.286	0-3	.000	0-0	.000	2	2	4	2.5	1	2	0	0	3	4	3.6	
NORTHWESTERN	1/5/18	19	2-5	.400	0-2	.000	0-0	.000	1	1	2	2.5	0	5	3	0	3	4	3.6	
at Indiana	01/09/18	22	0-2	.000	0-1	.000	1-2	.500	0	1	1	2.4	1	2	1	2	1	1	3.5	
NEBRASKA	1/12/18 *	26	0-4	.000	0-0	.000	0-0	.000	2	3	5	2.5	2	3	1	0	1	0	3.3	
MINNESOTA	1/15/18 *	22	0-1	.000	0-0	.000	0-0	.000	1	3	4	2.6	4	2	0	0	2	0	3.2	
at Northwestern	01/20/18 *	15	1-2	.500	0-1	.000	0-0	.000	1	0	1	2.5	3	1	3	0	1	2	3.1	
at Ohio State	01/25/18	2	0-0	.000	0-0	.000	0-0	.000	0	0	0	2.4	0	0	1	0	0	0	3.0	
RUTGERS	1/27/18	2	0-1	.000	0-1	.000	0-0	.000	0	0	0	2.3	0	0	0	0	0	0	2.8	
at Michigan State	1/31/18	0	0-0	.000	0-0	.000	0-0	.000	0	0	0	2.2	0	0	0	0	0	0	2.7	
IOWA	02/03/18	12	1-3	.333	0-0	.000	0-0	.000	1	2	3	2.2	2	1	0	0	0	2	2.7	
MARYLAND	2/7/18	11	0-0	.000	0-0	.000	0-0	.000	0	1	1	2.2	1	3	0	0	0	0	2.6	
at Illinois	02/11/18	10	1-2	.500	0-1	.000	0-1	.000	1	1	2	2.2	1	3	0	0	2	2	2.6	
OHIO STATE	2/15/18	4	1-1	1.000	0-0	.000	0-0	.000	0	1	1	2.1	1	0	0	0	0	2	2.5	
at Purdue	02/18/18	8	0-1	.000	0-0	.000	0-0	.000	2	0	2	2.1	0	1	1	0	1	0	2.4	
MICHIGAN	2/21/18	4	0-0	.000	0-0	.000	0-0	.000	0	0	0	2.1	0	0	0	0	0	0	2.4	
at Nebraska	02/25/18	15	1-1	1.000	0-0	.000	2-2	1.000	2	0	2	2.1	3	0	0	0	0	4	2.4	
vs Northwestern	3/1/18	11	0-0	.000	0-0	.000	1-2	.500	2	0	2	2.1	2	3	0	0	1	1	2.4	
vs Ohio State	3/2/18	13	0-1	.000	0-0	.000	0-0	.000	1	0	1	2.0	0	1	1	0	2	0	2.3	
vs Purdue	3/3/18	9	0-0	.000	0-0	.000	0-0	.000	0	0	0	2.0	1	1	1	0	1	0	2.2	
TEMPLE	3/14/18	7	0-0	.000	0-0	.000	0-0	.000	1	1	2	2.0	3	0	1	0	0	0	2.2	
at Notre Dame	3/17/18	4	0-0	.000	0-0	.000	0-0	.000	0	1	1	1.9	4	0	2	0	0	0	2.1	
at Marquette	3/20/18	20	0-1	.000	0-0	.000	0-0	.000	2	0	2	1.9	2	0	2	0	2	0	2.1	
Totals		3	545	30-86	.349	4-26	.154	12-27	.444	30	42	72	1.9	66	55	36	3	49	76	2.1

Season	GP-GS	Min/Avg	Total		3-Point		FT-FTA		Rebounds				PF	DQ	A	T	B	S	Scoring	
			FG-FGA	Pct.	FG-FGA	Pct.	FT-FTA	Pct.	Off	Def	Total	Avg.							Pts.	Avg.
2017-18	37-3	545/14.7	30-86	.349	4-26	.154	12-27	.444	30	42	72	1.9	66	2	55	36	3	49	76	2.1
TOTAL	37-3	545/14.7	30-86	.349	4-26	.154	12-27	.444	30	42	72	1.9	66	2	55	36	3	49	76	2.1



DEIVIS ZEMGULIS

F • 6-6 • 220 • JUNIOR
KAUNAS, LITHUANIA (ST. MARY RYKEN (MD.))

1

AS A JUNIOR (2017-18)

- Has played in 21 games in 2017-18 with starts at Ohio State and vs. Rutgers.
- Provided good minutes (7) as Nittany Lions had foul trouble vs. Temple.
- Earned first career start at Ohio State (1/25) and gave Lions good minutes with five points, a rebound and ball possession.
- Had his first blocked shot in Big Ten play at Northwestern.
- Played seven minutes against Nebraska and had two rebounds.
- Had five points with a 3-pointer and two made free throws in 11 minutes of court time vs. Coppin State. Also had a rebound vs. Eagles.
- Played nine minutes vs. George Washington and tallied an assist and a rebound.
- Saw eight minutes of action vs. Pittsburgh (11-20) and six minutes in Oral Roberts game (11-24).
- Collected four rebounds vs. Columbia and had an assist.
- Hit a three vs. Fairleigh Dickinson and added a rebound.
- Scored two points and had a rebound in three minutes vs. Campbell
- Played in first two games to open the season and six games in month of November.

► ZEMGULIS' CAREER HIGHS

Points
Career 11, vs. Kent State, 12/23/15
B1G 8, at Maryland, 12/30/15

Rebounds
Career 5, at Purdue, 1/13/16
B1G 5, at Purdue, 1/13/16

Assists
Career 2, last vs. Michigan, 1/30/16
B1G 2, last vs. Michigan, 1/30/16

Blocks
Career .. 1, 2x, last at Northwestern, 1/20/18
B1G 1, at Northwestern, 1/20/18

Steals
Career ...1, 9x, last vs. Temple-NIT, 3/14/18
B1G 1, 4x, last vs. Rutgers, 1/27/18

Minutes
Career 27, at Purdue, 1/15/16
B1G 27, at Purdue, 1/15/16

Field Goals - Made
Career4, vs. Kent State, 12/23/15
B1G 3, at Maryland, 12/30/15

Field Goals - Attempted
Career7, at Ohio State, 1/25/16
B1G7, at Ohio State, 1/25/16

3-Point Field Goals - Made
Career .. 1, 17x, last at Ohio State, 1/25/18
B1G 1, 8x, last at Ohio State, 1/25/18

3-Point Field Goals - Attempted
Career 4 vs. Colgate, 11/23/16
B1G 3, 5x, last at Iowa, 2/3/16

Free Throws - Made
Career4, vs. Minnesota, 1/5/16
B1G4, vs. Minnesota, 1/5/16

Free Throws - Attempted
Career ...4, 2x, last vs. Wisconsin, 1/21/16
B1G4, 2x, last vs. Wisconsin, 1/21/16

Opponent	Date	gs	min	Total		3-Pointers		Free throws		Rebounds				pf	a	t/o	blk	stl	pts	avg
				fg-fga	pct	3fg-fga	pct	ft-fa	pct	off	def	tot	avg							
CAMPBELL	11/10/17	3	1-1	1.000	0-0	.000	0-0	.000	1	0	1	1.0	1	0	0	0	0	2	2.0	
FAIRLEIGH DICKINSON	11/12/17	7	1-3	.333	1-2	.500	0-0	.000	1	0	1	1.0	0	0	2	0	1	3	2.5	
COLUMBIA	11/17/17	15	0-1	.000	0-1	.000	0-0	.000	2	2	4	2.0	1	1	0	0	0	1.7		
vs Pittsburgh	11/20/17	8	0-1	.000	0-1	.000	0-0	.000	1	0	1	1.8	1	0	0	0	0	1.3		
ORAL ROBERTS	11/24/17	6	1-2	.500	1-2	.500	0-0	.000	0	0	0	1.4	0	1	0	0	0	3	1.6	
at NC State	11/29/17	1	0-0	.000	0-0	.000	0-0	.000	0	0	0	1.2	0	0	0	0	0	1.3		
GEORGE WASHINGTON	12/9/17	9	0-1	.000	0-1	.000	0-0	.000	1	0	1	1.1	1	1	0	0	0	1.1		
COPPIN STATE	12/30/17	11	1-2	.500	1-2	.500	2-2	1.000	1	0	1	1.1	1	0	1	0	0	5	1.6	
NEBRASKA	1/12/18	7	0-1	.000	0-1	.000	0-0	.000	0	2	2	1.2	0	0	0	0	0	1.4		
MINNESOTA	1/15/18	1	0-0	.000	0-0	.000	0-0	.000	0	0	0	1.1	0	0	0	0	0	1.3		
at Northwestern	01/20/18	10	0-0	.000	0-0	.000	0-0	.000	0	0	0	1.0	0	0	1	0	0	1.2		
at Ohio State	01/25/18	* 14	2-2	1.000	1-1	1.000	0-0	.000	0	1	1	1.0	0	1	0	0	0	5	1.5	
RUTGERS	1/27/18	* 12	0-1	.000	0-1	.000	0-0	.000	1	0	1	1.0	2	0	0	0	1	0	1.4	
at Michigan State	1/31/18	4	0-1	.000	0-1	.000	0-0	.000	0	0	0	0.9	1	0	0	0	0	1.3		
IOWA	02/03/18	1	0-0	.000	0-0	.000	0-0	.000	0	0	0	0.9	0	0	0	0	0	1.2		
at Illinois	02/11/18	1	0-0	.000	0-0	.000	0-0	.000	0	0	0	0.8	0	0	0	0	0	1.1		
OHIO STATE	2/15/18	2	0-0	.000	0-0	.000	0-0	.000	0	0	0	0.8	0	0	0	0	0	1.1		
MICHIGAN	2/21/18	1	0-0	.000	0-0	.000	0-0	.000	0	1	1	0.8	0	0	0	0	0	1.0		
TEMPLE	3/14/18	7	0-2	.000	0-1	.000	0-0	.000	1	1	2	0.8	2	0	0	0	1	0	0.9	
at Notre Dame	3/17/18	5	0-1	.000	0-1	.000	0-0	.000	0	1	1	0.9	2	0	0	0	0	0	0.9	
at Marquette	3/20/18	4	0-0	.000	0-0	.000	0-0	.000	0	0	0	0.8	0	0	0	0	0	0	0.9	
Totals		2	129	6-19	.316	4-15	.267	2-2	1.000	9	8	17	0.8	12	4	3	1	3	18	0.9

Season	GP-GS	Min/Avg	Total		3-Point		FT-FTA	Pct.	Rebounds				PF	DQ	A	T	B	S	Scoring	
			FG-FGA	Pct.	FG-FGA	Pct.			Off	Def	Total	Avg.							Pts	Avg.
2015-16	26-1	318/12.2	26-68	.382	10-40	.250	13-19	.684	20	24	44	1.7	20	0	8	13	0	4	75	2.9
2016-17	18-0	111/6.2	5-20	.250	3-13	.231	1-2	.500	3	9	12	0.7	21	0	1	7	1	2	14	0.8
2017-18	21-2	129/6.1	6-19	.316	4-15	.267	2-2	1.000	9	8	17	0.8	12	0	4	3	1	3	18	0.9
TOTAL	65-3	558/8.6	37-107	.346	17-68	.250	16-23	.696	32	41	73	1.1	53	0	13	23	2	9	107	1.6

CAREER STATISTICS IN MSG

#4 NAZEER BOSTICK

YEAR	GP-GS	MIN/AVG	TOTAL		3-POINT		FT-FTA	PCT	REBOUNDS			AVG	PF	FO	A	TO	BLK	STL	PTS	AVG
			FG-FGA	PCT	FG-FGA	PCT			OFF	DEF	TOT									
3/1/2018-Northwestern	1-0	10/10.0	1-2	.500	0-0	.000	0-2	.000	1	1	2	2.0	0	0	0	0	0	0	2	2.0
3/2/2018-Ohio State	1-0	9/9.0	0-2	.000	0-0	.000	0-0	.000	3	1	4	4.0	0	0	1	0	0	0	0	0.0
3/3/2018-Purdue	1-0	12/12.0	1-3	.333	0-0	.000	2-2	1.000	2	1	3	3.0	2	0	0	0	0	0	4	4.0
TOTAL	3-0	31/10.3	2-7	.286	0-0	.000	2-4	.500	6	3	9	3.0	2	0	1	0	0	0	6	2.0

#10 TONY CARR

YEAR	GP-GS	MIN/AVG	TOTAL		3-POINT		FT-FTA	PCT	REBOUNDS			AVG	PF	FO	A	TO	BLK	STL	PTS	AVG
			FG-FGA	PCT	FG-FGA	PCT			OFF	DEF	TOT									
12/18/16-St. John's	1-1	36/36.0	4-10	.400	2-3	.667	3-4	.750	1	3	4	4.0	0	0	6	4	0	0	13	13.0
3/1/18-Northwestern	1-1	39/39.0	8-20	.400	6-10	.600	3-4	.750	1	5	6	6.0	0	0	4	1	0	0	25	25.0
3/2/18-Ohio State	1-1	36/36.0	9-17	.529	4-7	.571	3-5	.600	0	6	6	6.0	3	0	5	3	1	0	25	25.0
3/3/18-Purdue	1-1	37/37.0	4-18	.222	1-6	.167	3-6	.500	1	8	9	9.0	3	0	4	3	0	0	12	12.0
TOTAL	4-4	148/37.0	25-65	.385	13-26	.500	12-19	.632	3	22	25	6.3	6	0	19	11	1	0	75	18.8

#33 SHEP GARNER

YEAR	GP-GS	MIN/AVG	TOTAL		3-POINT		FT-FTA	PCT	REBOUNDS			AVG	PF	FO	A	TO	BLK	STL	PTS	AVG
			FG-FGA	PCT	FG-FGA	PCT			OFF	DEF	TOT									
1/30/16-Michigan	1-1	37/37.0	7-18	.389	5-12	.417	3-5	.600	0	6	6	6.0	4	0	4	0	0	1	22	22.0
12/18/16-St. John's	1-1	23/23.0	7-12	.583	6-9	.667	1-1	1.000	1	3	4	4.0	5	1	3	5	0	4	21	21.0
3/1/2018-Northwestern	1-1	38/38.0	4-9	.444	4-9	.444	0-0	.000	0	2	2	2.0	2	0	3	1	0	1	12	12.0
3/2/2018-Ohio State	1-1	37/37.0	4-7	.571	3-6	.500	2-2	1.000	0	1	1	1.0	1	0	1	2	0	1	13	13.0
3/3/18-Purdue	1-1	40/40.0	8-11	.727	6-8	.750	11-12	.917	0	3	3	3.0	3	0	1	1	0	3	33	33.0
TOTAL	5-5	175/35.0	30-57	.526	24-44	.545	17-20	.850	1	15	16	3.2	11	1	10	6	0	6	101	20.2

#21 JOHN HARRAR

YEAR	GP-GS	MIN/AVG	TOTAL		3-POINT		FT-FTA	PCT	REBOUNDS			AVG	PF	FO	A	TO	BLK	STL	PTS	AVG
			FG-FGA	PCT	FG-FGA	PCT			OFF	DEF	TOT									
3/1/18-Northwestern	1-1	6/6.0	0-2	.000	0-0	.000	0-0	.000	1	2	3	3.0	1	0	0	0	0	0	0	0.0
3/2/18-Ohio State	1-1	11/11.0	1-3	.333	0-0	.000	0-0	.000	4	2	6	6.0	3	0	0	0	0	0	2	2.0
3/3/18-Purdue	1-1	9/9.0	2-3	.667	0-0	.000	0-0	.000	1	0	1	1.0	3	0	0	0	1	1	4	4.0
TOTAL	3-3	26/8.7	3-8	.378	0-0	.000	0-0	.000	6	4	10	3.3	7	0	0	0	1	1	6	2.0

#44 JULIAN MOORE

YEAR	GP-GS	MIN/AVG	TOTAL		3-POINT		FT-FTA	PCT	REBOUNDS			AVG	PF	FO	A	TO	BLK	STL	PTS	AVG
			FG-FGA	PCT	FG-FGA	PCT			OFF	DEF	TOT									
1/30/16-Michigan	1-1	24/24.0	1-4	.250	0-3	.000	3-3	1.000	0	3	3	3.0	3	0	0	1	0	0	5	5.0
12/18/16-St. John's	1-0	3/3.0	0-2	.000	0-0	.000	0-0	.000	0	1	1	1.0	0	0	0	0	0	1	0	0.0
3/1/18-Northwestern	1-0	24/24.0	1-2	.500	0-0	.000	0-0	.000	1	2	3	3.0	3	0	1	0	3	0	2	2.0
3/2/18-Ohio State	1-0	28/28.0	2-2	1.000	0-0	.000	1-2	.500	2	3	5	5.0	2	0	0	0	1	1	5	4.0
3/3/18-Purdue	1-0	10/10.0	0-0	.000	0-0	.000	0-0	.000	1	0	1	1.0	4	0	0	1	0	0	0	0.0
TOTAL	5-1	89/17.8	4-10	.400	0-3	.000	4-5	.800	4	9	13	2.6	12	0	1	2	4	2	12	2.4

#3 SACHEL PIERCE

YEAR	GP-GS	MIN/AVG	TOTAL		3-POINT		FT-FTA	PCT	REBOUNDS			AVG	PF	FO	A	TO	BLK	STL	PTS	AVG
			FG-FGA	PCT	FG-FGA	PCT			OFF	DEF	TOT									
3/1/18-Northwestern	1-0	3/3.0	0-0	.000	0-0	.000	0-0	.000	0	0	0	0.0	1	0	0	0	0	0	0	0.0
3/3/18-Purdue	1-0	10/10.0	1-3	.333	0-0	.000	1-2	.500	1	1	2	2.0	0	0	0	0	1	0	3	3.0
TOTAL	2-0	13/6.5	1-3	.333	0-0	.000	1-2	.500	1	1	2	1.0	1	0	0	0	1	0	3	1.5

#23 JOSH REAVES

YEAR	GP-GS	MIN/AVG	TOTAL		3-POINT		FT-FTA	PCT	REBOUNDS			AVG	PF	FO	A	TO	BLK	STL	PTS	AVG
			FG-FGA	PCT	FG-FGA	PCT			OFF	DEF	TOT									
1/30/16-Michigan																				
12/18/16-St. John's	1-1	36/36.0	6-9	.667	0-2	.000	1-1	1.000	1	5	6	6.0	3	0	5	3	0	5	13	13.0
3/1/18-Northwestern	1-1	37/37.0	6-14	.428	3-9	.333	0-0	.000	3	5	8	8.0	4	0	1	0	0	1	15	15.0
3/2/18-Ohio State	1-1	34/34.0	2-12	.167	1-4	.250	4-4	1.000	2	5	7	7.0	3	0	4	1	0	1	9	9.0
3/3/18-Purdue	1-1	36/36.0	0-9	.000	0-4	.000	0-0	.000	2	3	5	5.0	2	0	2	1	0	2	0	0.0
TOTAL	4-4	143/35.8	14-44	.318	4-19	.211	5-5	1.000	8	18	26	6.5	12	0	12	5	0	9	37	9.3

CAREER STATISTICS IN MSG

#11 LAMAR STEVENS

YEAR	GP-GS	MIN/AVG	TOTAL		3-POINT		FT-FTA	PCT	REBOUNDS			AVG	PF	FO	A	TO	BLK	STL	PTS	AVG
			FG-FGA	PCT	FG-FGA	PCT			OFF	DEF	TOT									
12/18/16-St. John's	1-1	17/17.0	2-5	.400	0-0	.000	5-8	.625	3	1	4	4.0	4	0	2	3	0	0	9	9.0
3/1/18-Northwestern	1-1	32/32.0	2-12	.167	0-1	.000	4-4	1.000	2	3	5	5.0	1	0	0	2	1	0	8	8.0
3/2/18-Ohio State	1-1	32/32.0	4-14	.333	1-2	.500	6-7	.857	0	7	7	7.0	3	0	2	1	1	0	15	16.0
3/3/18-Purdue	1-1	37/37.0	4-12	.333	1-4	.250	5-5	1.000	2	4	6	6.0	3	0	1	0	0	0	14	14.0
TOTAL	4-4	118/29.5	12-43	.279	2-7	.286	20-24	.833	7	15	22	5.5	11	0	5	6	2	0	46	11.5

#24 MIKE WATKINS

YEAR	GP-GS	MIN/AVG	TOTAL		3-POINT		FT-FTA	PCT	REBOUNDS			AVG	PF	FO	A	TO	BLK	STL	PTS	AVG
			FG-FGA	PCT	FG-FGA	PCT			OFF	DEF	TOT									
12/18/16-St. John's	1-1	32/32.0	6-10	.600	0-0	.000	3-5	.600	4	9	13	13.0	2	0	4	2	3	1	15	15.0
3/1/18-Northwestern																				
3/2/18-Ohio State																				
3/2/18-Purdue																				
TOTAL	1-1	32/32.0	6-10	.600	0-0	.000	3-5	.600	4	9	13	13.0	2	0	4	2	3	1	15	15.0

#5 JAMARI WHEELER

YEAR	GP-GS	MIN/AVG	TOTAL		3-POINT		FT-FTA	PCT	REBOUNDS			AVG	PF	FO	A	TO	BLK	STL	PTS	AVG
			FG-FGA	PCT	FG-FGA	PCT			OFF	DEF	TOT									
3/1/18-Northwestern	1-0	11/11.0	0-0	.000	0-0	.000	1-2	.500	2	0	2	2.0	2	0	3	0	0	1	1	1.0
3/2/18-Ohio State	1-0	13/13.0	0-1	.000	0-0	.000	0-0	.000	1	0	1	1.0	0	0	1	1	0	2	0	0.0
3/3/18-Purdue	1-0	9/9.0	0-0	.000	0-0	.000	0-0	.000	0	0	0	0.0	1	0	1	1	0	1	0	0.0
TOTAL	3-0	33/11.0	0-1	.000	0-0	.000	1-2	.500	3	0	3	1.0	3	0	5	2	0	4	1	0.3

#1 DEIVIS ZEMGULIS

YEAR	GP-GS	MIN/AVG	TOTAL		3-POINT		FT-FTA	PCT	REBOUNDS			AVG	PF	FO	A	TO	BLK	STL	PTS	AVG
			FG-FGA	PCT	FG-FGA	PCT			OFF	DEF	TOT									
1/30/16-Michigan	1-0	14/14.0	1-3	.333	1-3	.333	0-0	.000	1	0	1	1.0	1	0	2	1	0	0	3	3.0
TOTAL	1-0	14/14.0	1-3	.333	1-3	.333	0-0	.000	1	0	1	1.0	1	0	2	1	0	0	3	3.0

CAREER STATISTICS IN NYC

#4 NAZEER BOSTICK

YEAR	GP-GS	MIN/AVG	TOTAL		3-POINT		FT-FTA	PCT	REBOUNDS			AVG	PF	FO	A	TO	BLK	STL	PTS	AVG
			FG-FGA	PCT	FG-FGA	PCT			OFF	DEF	TOT									
11/20/17-Pitt	1-0	20/20.0	4-5	.800	0-0	.000	2-4	.500	1	1	2	2.0	0	0	4	0	0	4	10	10.0
11/21/17-Texas A&M	1-0	8/8.0	0-1	.000	0-0	.500	1-2	.500	0	0	0	0.0	1	0	0	1	0	0	1	1.0
3/1/2018-Northwestern	1-0	10/10.0	1-2	.500	0-0	.000	0-2	.000	1	1	2	2.0	0	0	0	0	0	0	2	2.0
3/2/2018-Ohio State	1-0	9/9.0	0-2	.000	0-0	.000	0-0	.000	3	1	4	4.0	0	0	1	0	0	0	0	0.0
3/3/2018-Purdue	1-0	12/12.0	1-3	.333	0-0	.000	2-2	1.000	2	1	3	3.0	2	0	0	0	0	0	4	4.0
TOTAL	5-0	59/7.4	6-13	.462	0-0	.000	5-10	.500	7	4	11	2.2	3	0	5	1	0	4	17	3.4

#35 TRENT BUTTRICK

YEAR	GP-GS	MIN/AVG	TOTAL		3-POINT		FT-FTA	PCT	REBOUNDS			AVG	PF	FO	A	TO	BLK	STL	PTS	AVG
			FG-FGA	PCT	FG-FGA	PCT			OFF	DEF	TOT									
11/20/17-Pitt	1-0	3/3.0	1-2	.500	0-0	.000	0-2	.000	2	1	3	3.0	2	0	0	1	0	0	2	2.0
11/21/17-Texas A&M																				
3/1/2018-Northwestern																				
3/2/2018-Ohio State																				
3/3/2018-Purdue																				
TOTAL	1-0	3/3.0	1-2	.500	0-0	.000	0-2	.000	2	1	3	3.0	2	0	0	1	0	0	2	2.0

#10 TONY CARR

YEAR	GP-GS	MIN/AVG	TOTAL		3-POINT		FT-FTA	PCT	REBOUNDS			AVG	PF	FO	A	TO	BLK	STL	PTS	AVG
			FG-FGA	PCT	FG-FGA	PCT			OFF	DEF	TOT									
12/18/16-St. John's	1-1	36/36.0	4-10	.400	2-3	.667	3-4	.750	1	3	4	4.0	0	0	6	4	0	0	13	13.0
11/20/17-Pitt	1-1	26/26.0	6-9	.667	4-4	1.000	0-0	.000	0	6	6	6.0	1	0	5	2	0	1	16	16.0
11/21/17-Texas A&M	1-1	38/38.0	11-20	.550	2-4	.500	7-11	.636	0	1	1	1.0	2	0	3	2	0	4	31	31.0
3/1/2018-Northwestern	1-1	39/39.0	8-20	.400	6-10	.600	3-4	.750	1	5	6	6.0	0	0	4	1	0	0	25	25.0
3/2/2018-Ohio State	1-1	36/36.0	9-17	.529	4-7	.571	3-5	.600	0	6	6	6.0	3	0	5	3	1	0	25	25.0
3/3/18-Purdue	1-1	37/37.0	4-18	.222	1-6	.167	3-6	.500	1	8	9	9.0	3	0	4	3	0	0	12	12.0
TOTAL	6-6	212/35.3	42-94	.447	19-34	.559	19-30	.633	3	29	32	5.3	9	0	27	15	1	5	122	20.3

#33 SHEP GARNER

YEAR	GP-GS	MIN/AVG	TOTAL		3-POINT		FT-FTA	PCT	REBOUNDS			AVG	PF	FO	A	TO	BLK	STL	PTS	AVG
			FG-FGA	PCT	FG-FGA	PCT			OFF	DEF	TOT									
1/30/16-Michigan	1-1	37/37.0	7-18	.389	5-12	.417	3-5	.600	0	6	6	6.0	4	0	4	0	0	1	22	22.0
12/18/16-St. John's	1-1	23/23.0	7-12	.583	6-9	.667	1-1	1.000	1	3	4	4.0	5	1	3	5	0	4	21	21.0
11/20/17-Pitt	1-1	26/26.0	5-10	.500	3-8	.375	0-0	.000	0	3	3	3.0	1	0	2	1	0	0	13	13.0
11/21/17-Texas A&M	1-1	26/26.0	2-7	.286	2-7	.286	0-0	.000	0	2	2	2.0	1	0	1	2	0	1	6	6.0
3/1/2018-Northwestern	1-1	38/38.0	4-9	.444	4-9	.444	0-0	.000	0	2	2	2.0	2	0	3	1	0	1	12	12.0
3/2/2018-Ohio State	1-1	37/37.0	4-7	.571	3-6	.500	2-2	1.000	0	1	1	1.0	1	0	1	2	0	1	13	13.0
3/3/18-Purdue	1-1	40/40.0	8-11	.727	6-8	.750	11-12	.917	0	3	3	3.0	3	0	1	1	0	3	33	33.0
TOTAL	7-7	227/32.4	37-74	.500	29-59	.491	17-20	.850	1	20	21	3.0	17	1	15	12	0	11	120	17.1

#21 JOHN HARRAR

YEAR	GP-GS	MIN/AVG	TOTAL		3-POINT		FT-FTA	PCT	REBOUNDS			AVG	PF	FO	A	TO	BLK	STL	PTS	AVG
			FG-FGA	PCT	FG-FGA	PCT			OFF	DEF	TOT									
11/20/17-Pitt	1-0	5/5.0	2-3	.667	0-0	.000	0-1	.000	1	0	1	1.0	0	0	0	0	0	0	4	4.0
11/21/17-Texas A&M	1-0	2/2.0	0-0	.000	0-0	.000	0-0	.000	0	0	0	0.0	1	0	0	1	0	0	0	0.0
3/1/2018-Northwestern	1-1	6/6.0	0-2	.000	0-0	.000	0-0	.000	1	2	3	3.0	1	0	0	0	0	0	0	0.0
3/2/2018-Ohio State	1-1	11/11.0	1-3	.333	0-0	.000	0-0	.000	4	2	6	6.0	3	0	0	0	0	0	2	2.0
3/3/18-Purdue	1-1	9/9.0	2-3	.667	0-0	.000	0-0	.000	1	0	1	1.0	3	0	0	0	1	1	4	4.0
TOTAL	5-3	33/6.6	5-11	.454	0-0	.000	0-1	.000	7	4	11	2.2	8	0	0	1	1	1	10	2.0

#44 JULIAN MOORE

YEAR	GP-GS	MIN/AVG	TOTAL		3-POINT		FT-FTA	PCT	REBOUNDS			AVG	PF	FO	A	TO	BLK	STL	PTS	AVG
			FG-FGA	PCT	FG-FGA	PCT			OFF	DEF	TOT									
11/29/13-St. John's ot	1-0	6/6.0	0-0	.000	0-0	.000	0-0	.000	0	0	0	0.0	1	0	0	0	0	0	0	0.0
1/30/16-Michigan	1-1	24/24.0	1-4	.250	0-0	.000	2-4	.500	1	3	4	4.0	3	0	0	0	2	0	4	4.0
2/18/16-St. John's	1-0	3/3.0	0-2	.000	0-0	.000	0-0	.000	0	1	1	1.0	0	0	0	0	0	1	0	0.0
11/20/17-Pitt	1-0	14/14.0	2-2	1.000	0-0	.000	0-0	.000	2	2	4	4.0	1	0	0	2	0	0	4	4.0
11/21/17-Texas A&M	1-0	6/6.0	1-2	.500	0-0	.000	0-0	.000	0	0	0	0.0	0	0	0	0	0	0	2	2.0
3/1/2018-Northwestern	1-0	24/24.0	1-2	.500	0-0	.000	0-0	.000	1	2	3	3.0	3	0	1	0	3	0	2	2.0
3/2/2018-Ohio State	1-0	28/28.0	2-2	1.000	0-0	.000	1-2	.500	2	3	5	5.0	2	0	0	0	1	1	5	4.0
3/3/18-Purdue	1-0	10/10.0	0-0	.000	0-0	.000	0-0	.000	1	0	1	1.0	4	0	0	1	0	0	0	0.0
TOTAL	8-1	115/14.4	7-14	.500	0-0	.000	3-6	.500	7	11	18	2.5	14	0	1	3	6	2	17	2.3

CAREER STATISTICS IN NYC

#3 SACHEL PIERCE

YEAR	GP-GS	MIN/AVG	TOTAL		3-POINT		FT-FTA	PCT	REBOUNDS			PF	FO	A	TO	BLK	STL	PTS	AVG	
			FG-FGA	PCT	FG-FGA	PCT			OFF	DEF	TOT									AVG
11/20/17-Pitt	1-0	10/10.0	0-1	.000	0-0	.000	2-5	.400	0	1	1	1.0	3	0	1	1	0	2	2.0	
11/21/17-Texas A&M	1-0	11/11.0	2-2	1.000	0-0	.000	0-0	.000	1	2	3	3.0	2	0	0	2	0	1	4	4.0
3/1/18-Northwestern	1-0	3/3.0	0-0	.000	0-0	.000	0-0	.000	0	0	0	0.0	1	0	0	0	0	0	0	
3/3/18-Purdue	1-0	10/10.0	1-3	.333	0-0	.000	1-2	.500	1	1	2	2.0	0	0	0	1	0	3	3.0	
TOTAL	4-0	34/8.5	3-6	.500	0-0	.000	3-7	.428	2	4	6	1.5	6	0	1	3	1	9	2.3	

#23 JOSH REAVES

YEAR	GP-GS	MIN/AVG	TOTAL		3-POINT		FT-FTA	PCT	REBOUNDS			PF	FO	A	TO	BLK	STL	PTS	AVG	
			FG-FGA	PCT	FG-FGA	PCT			OFF	DEF	TOT									AVG
1/30/16-Michigan									dnp-mono											
12/18/16-St. John's	1-1	36/36.0	6-9	.667	0-2	.000	1-1	1.000	1	5	6	6.0	3	0	5	3	0	5	13	13.0
11/20/17-Pitt	1-1	21/21.0	4-8	.500	2-4	.500	0-0	.000	2	3	5	5.0	1	0	0	2	0	3	10	10.0
11/21/17-Texas A&M	1-1	32/32.0	2-5	.400	1-4	.250	2-2	1.000	1	1	2	2.0	5	1	4	0	1	4	7	7.0
3/1/2018-Northwestern	1-1	37/37.0	6-14	.428	3-9	.333	0-0	.000	3	5	8	8.0	4	0	1	0	0	1	15	15.0
3/2/2018-Ohio State	1-1	34/34.0	2-12	.167	1-4	.250	4-4	1.000	2	5	7	7.0	3	0	4	1	0	1	9	9.0
3/3/18-Purdue	1-1	36/36.0	0-9	.000	0-4	.000	0-0	.000	2	3	5	5.0	2	0	2	1	0	2	0	0.0
TOTAL	6-6	196/32.7	20-57	.351	7-27	.259	7-7	1.000	11	22	33	5.5	18	1	16	7	1	16	54	9.0

#11 LAMAR STEVENS

YEAR	GP-GS	MIN/AVG	TOTAL		3-POINT		FT-FTA	PCT	REBOUNDS			PF	FO	A	TO	BLK	STL	PTS	AVG	
			FG-FGA	PCT	FG-FGA	PCT			OFF	DEF	TOT									AVG
12/18/16-St. John's	1-1	17/17.0	2-5	.400	0-0	.000	5-8	.625	3	1	4	4.0	4	0	2	3	0	0	9	9.0
11/20/17-Pitt	1-1	26/26.0	4-11	.364	0-4	.000	2-2	1.000	1	7	8	8.0	1	0	2	1	2	0	10	10.0
11/21/17-Texas A&M	1-1	36/36.0	8-16	.500	0-3	.000	9-11	.818	3	4	7	7.0	3	0	5	1	2	1	25	25.0
3/1/2018-Northwestern	1-1	32/32.0	2-12	.167	0-1	.000	4-4	1.000	2	3	5	5.0	1	0	0	2	1	0	8	8.0
3/2/2018-Ohio State	1-1	32/32.0	4-14	.333	1-2	.500	6-7	.857	0	7	7	7.0	3	0	2	1	1	0	15	16.0
3/3/18-Purdue	1-1	37/37.0	4-12	.333	1-4	.250	5-5	1.000	2	4	6	6.0	3	0	1	0	0	0	14	14.0
TOTAL	6-6	180/30.0	24-70	.343	2-14	.143	31-37	.838	11	26	37	6.2	15	0	12	8	6	1	81	13.5

#24 MIKE WATKINS

YEAR	GP-GS	MIN/AVG	TOTAL		3-POINT		FT-FTA	PCT	REBOUNDS			PF	FO	A	TO	BLK	STL	PTS	AVG	
			FG-FGA	PCT	FG-FGA	PCT			OFF	DEF	TOT									AVG
12/18/16-St. John's	1-1	32/32.0	6-10	.600	0-0	.000	3-5	.600	4	9	13	13.0	2	0	4	2	3	1	15	15.0
11/20/17-Pitt	1-1	22/22.0	6-6	1.000	0-0	.000	1-2	.500	0	5	5	5.0	1	0	0	1	3	1	13	13.0
11/21/17-Texas A&M	1-1	25/25.0	3-5	.600	0-0	.000	1-2	.500	1	2	3	3.0	3	0	2	0	2	1	7	7.0
3/1/18-Northwestern									dnp-inj											
3/2/18-Ohio State									dnp-inj											
3/3/18-Purdue									dnp-inj											
TOTAL	3-3	79/26.3	15-21	.714	0-0	.000	5-9	.555	5	16	21	7.0	6	0	6	3	8	3	35	11.7

#5 JAMARI WHEELER

YEAR	GP-GS	MIN/AVG	TOTAL		3-POINT		FT-FTA	PCT	REBOUNDS			PF	FO	A	TO	BLK	STL	PTS	AVG	
			FG-FGA	PCT	FG-FGA	PCT			OFF	DEF	TOT									AVG
11/20/17-Pitt	1-0	19/19.0	0-1	.000	0-1	.000	1-2	.500	0	1	1	1.0	3	0	2	0	0	1	1	1.0
11/21/17-Texas A&M	1-0	16/16.0	2-3	.667	0-1	.000	0-0	.000	1	1	2	2.0	3	0	0	1	0	2	4	4.0
3/1/18-Northwestern	1-0	11/11.0	0-0	.000	0-0	.000	1-2	.500	2	0	2	2.0	2	0	3	0	0	1	1	1.0
3/2/18-Ohio State	1-0	13/13.0	0-1	.000	0-0	.000	0-0	.000	1	0	1	1.0	0	0	1	1	0	2	0	0.0
3/3/18-Purdue	1-0	9/9.0	0-0	.000	0-0	.000	0-0	.000	0	0	0	0.0	1	0	1	1	0	1	0	0.0
TOTAL	5-0	68/13.6	2-5	.400	0-2	.000	2-4	.500	4	2	6	1.2	8	0	7	3	0	7	6	1.2

#1 DEIVIS ZEMGULIS

YEAR	GP-GS	MIN/AVG	TOTAL		3-POINT		FT-FTA	PCT	REBOUNDS			PF	FO	A	TO	BLK	STL	PTS	AVG	
			FG-FGA	PCT	FG-FGA	PCT			OFF	DEF	TOT									AVG
1/30/16-Michigan	1-0	14/14.0	1-3	.333	1-3	.333	0-0	.000	1	0	1	1.0	1	0	2	1	0	0	3	3.0
11/20/17-Pitt	1-0	8/8.0	0-1	.000	0-1	.000	0-0	.000	1	0	1	1.0	1	0	0	0	0	0	0	0.0
TOTAL	2-0	22.0/11.0	1-4	.250	1-4	.250	0-0	.000	2	0	2	1.0	2	0	2	1	0	0	3	1.5

2017-18 FINAL BIG TEN STATISTICS

RECORD:	OVERALL	HOME	AWAY	NEUTRAL
ALL GAMES	9-9	6-3	3-6	0-0
CONFERENCE	9-9	6-3	3-6	0-0
NON-CONFERENCE	0-0	0-0	0-0	0-0

#	Player	gp-gs	min	avg	Total		3-Point		F-Throw		Rebounds				Other				pts	avg							
					fg-fga	fg%	3fg-fga	3fg%	ft-fga	ft%	off	def	tot	avg	pf	dq	a	to			blk	stl					
10	Carr, Tony	18-18	675	37.5	125-321	.389	46-109	.422	66-83	.795	19	65	84	4.7	37	0	89	48	6	11	362	20.1					
11	Stevens, Lamar	18-18	627	34.8	116-232	.500	17-51	.333	37-62	.597	22	76	98	5.4	45	2	25	41	21	13	286	15.9					
24	Watkins, Mike	17-16	469	27.6	91-130	.700	0-1	.000	36-62	.581	38	117	155	9.1	45	1	10	29	29	17	218	12.8					
33	Garner, Shep	18-18	575	31.9	58-135	.430	47-112	.420	13-15	.867	4	32	36	2.0	46	0	22	22	3	12	176	9.8					
23	Reaves, Josh	14-12	439	31.4	48-100	.480	12-35	.343	19-25	.760	23	46	69	4.9	50	1	42	21	8	28	127	9.1					
04	Bostick, Nazeer	18-1	312	17.3	24-62	.387	3-16	.188	18-21	.857	14	21	35	1.9	32	0	12	18	4	11	69	3.8					
44	Moore, Julian	18-2	187	10.4	10-20	.500	0-0	.000	5-11	.455	15	11	26	1.4	24	0	9	3	12	1	25	1.4					
05	Wheeler, Jamari	18-3	231	12.8	9-34	.265	0-11	.000	3-5	.600	13	17	30	1.7	21	0	28	13	2	15	21	1.2					
01	Zemgulis, Deivis	10-2	53	5.3	2-5	.400	1-4	.250	0-0	.000	1	4	5	0.5	3	0	1	0	1	1	5	0.5					
03	Pierce, Satchel	8-0	43	5.4	2-7	.286	0-0	.000	0-0	.000	2	6	8	1.0	10	0	0	2	3	1	4	0.5					
21	Harrar, John	10-0	37	3.7	2-2	1.000	0-0	.000	0-0	.000	1	1	2	0.2	7	0	0	1	1	0	4	0.4					
35	Buttrick, Trent	1-0	2	2.0	0-2	.000	0-1	.000	0-0	.000	0	0	0	0.0	0	0	0	0	1	0	0	0.0					
22	Hazle, Grant	1-0	0	0.0	0-0	.000	0-0	.000	0-0	.000	0	0	0	0.0	0	0	0	0	1	0	0	0.0					
Team											19	31	50												10		
Total.....		18	3650		487-1050	.464	126-340	.371	197-284	.694	171	427	598	33.2	320	4	238	208	92	110	1297	72.1					
Opponents.....		18	3650		443-999	.443	111-317	.350	249-347	.718	170	433	603	33.5	299	-	231	215	58	105	1246	69.2					

TEAM STATISTICS	PSU	OPP	Date	Opponent	Score	Att.
SCORING	1297	1246	* 12/02/17	at Iowa	W 77-73	12805
Points per game	72.1	69.2	* 12/4/17	WISCONSIN	L 63-64	6730
Scoring margin	+2.8	-	* 01/02/18	at Maryland	L 69-75	14374
FIELD GOALS-ATT	487-1050	443-999	* 1/5/18	NORTHWESTERN	W 78-63	4682
Field goal pct	.464	.443	* 01/09/18	at Indiana	L 70-74	17222
3 POINT FG-ATT	126-340	111-317	* 1/12/18	NEBRASKA	Wot 76-74	6821
3-point FG pct	.371	.350	* 1/15/18	MINNESOTA	Lot 84-95	6361
3-pt FG made per game	7.0	6.2	* 01/20/18	at Northwestern	L 61-70	6544
FREE THROWS-ATT	197-284	249-347	* 01/25/18	at Ohio State	W 82-79	13464
Free throw pct	.694	.718	* 1/27/18	RUTGERS	W 60-43	13677
F-Throws made per game	10.9	13.8	* 1/31/18	at Michigan State	L 68-76	14797
REBOUNDS	598	603	* 02/03/18	IOWA	W 82-58	10394
Rebounds per game	33.2	33.5	* 2/7/18	MARYLAND	W 74-70	8435
Rebounding margin	-0.3	-	* 02/11/18	at Illinois	W 74-52	12840
ASSISTS	238	231	* 2/15/18	OHIO STATE	W 79-56	10981
Assists per game	13.2	12.8	* 02/18/18	at Purdue	L 73-76	14804
TURNOVERS	208	215	* 2/21/18	MICHIGAN	L 63-72	13586
Turnovers per game	11.6	11.9	* 02/25/18	at Nebraska	L 64-76	15991
Turnover margin	+0.4	-	* = Conference game			
Assist/turnover ratio	1.1	1.1				
STEALS	110	105				
Steals per game	6.1	5.8				
BLOCKS	92	58				
Blocks per game	5.1	3.2				
ATTENDANCE	81667	122841				
Home games-Avg/Game	9-9074	9-13649				
Neutral site-Avg/Game	-	0-0				

Score by Periods	1st	2nd	OT	Totals
Penn State	620	656	21	1297
Opponents	566	650	30	1246

BIG TEN POINT DIFFERENTIAL																														
W	1 1 2														1 1		1 1 1													
MARGIN	1	2	3	4	5	6	7	8	9	10	11	12	13	14	15	16	17	18	19	20	21	22	23	24	25	26	27	28	29	30+
L	1	1	1	1	1	1	2	1	1																					

