



UNIVERSITY OF MICHIGAN BASKETBALL

2018-19 GAME DAY NOTEBOOK

ATHLETIC COMMUNICATIONS
Tom Wywrot (Main), twywrot@umich.edu
Megan McIntosh (Secondary), meganmci@umich.edu

MICHIGAN BASKETBALL 2018-19				RATING	SOS
Overall	22-2	Big Ten	11-2	NCAA Net:	6th
Home	15-0	Home	7-0	KenPom:	6th
Away	5-2	Away	4-2	Sagarin:	9th
Neutral	2-0	Neutral	0-0	ESPN's BPI:	10th
Associated Press	6th (1,253)				
ESPN/USA Today	7th (607)				

Exhibition	Opponent	Time	TV
Friday, Nov. 2	NORTHWOOD (Exh.)	W 90-58	BTN Plus

Regular Season	Opponent	Time	TV
Tuesday, Nov. 6	NORFOLK STATE (1)	W 63-44	BTN
Saturday, Nov. 10	HOLY CROSS (1)	W 56-37	BTN Plus
Wednesday, Nov. 14	at #8/8 Villanova (2)	W 73-46	FS1
Saturday, Nov. 17	vs. George Washington (3)	W 84-61	ESPN3
Sunday, Nov. 18	vs. Providence (3)	W 66-47	ESPN
Friday, Nov. 23	CHATTANOOGA	W 83-55	BTN
Wednesday, Nov. 28	#11/13 NORTH CAROLINA (4)	W 84-67	ESPN
Saturday, Dec. 1	#19/18 PURDUE+	W 76-57	ESPN
Tuesday, Dec. 4	at Northwestern+	W 62-60	BTN
Saturday, Dec. 8	SOUTH CAROLINA	W 89-78	FS1
Saturday, Dec. 15	WESTERN MICHIGAN	W 70-62	BTN
Saturday, Dec. 22	AIR FORCE	W 71-50	BTN
Sunday, Dec. 30	BINGHAMTON	W 74-52	BTN
Thursday, Jan. 3	PENN STATE+	W 68-55	ESPN
Sunday, Jan. 6	#21/22 INDIANA +	W 74-63	CBS
Thursday, Jan. 10	at Illinois+	W 79-69	FS1
Thursday, Jan. 13	NORTHWESTERN+	W 80-60	BTN
Saturday, Jan. 19	at Wisconsin+	L 54-64	ESPN
Tuesday, Jan. 22	MINNESOTA+	W 59-57	BTN
Friday, Jan. 25	at Indiana+	W 69-46	FS1
Tuesday, Jan. 29	OHIO STATE+	W 65-49	ESPN2
Friday, Feb. 1	at Iowa+	L 59-74	FS1
Tuesday, Feb. 5	at Rutgers+	W 77-65	BTN
Saturday, Feb. 9	#19/19 WISCONSIN+	W 61-52	FOX
Tuesday, Feb. 12	at Penn State+	8:37 p.m.	BTN
Saturday, Feb. 16	#24/25 MARYLAND+	12:01 p.m.	FOX
Thursday, Feb. 21	at Minnesota+	6:00 p.m. CT	ESPN/2
Sunday, Feb. 24	MICHIGAN STATE+	3:45 p.m.	CBS
Thursday, Feb. 28	NEBRASKA+	7:00 p.m.	ESPN/2
Sunday, March 3	at Maryland+	3:45 p.m.	CBS
Saturday, March 9	at Michigan State+	4/6/8 p.m.	ESPN/2

2019 Big Ten Tournament | Chicago, Ill. | United Center

Wednesday, March 13	First Round	TBD	BTN
Thursday, March 14	Second Round	TBD	BTN
Friday, March 15	Quarterfinal	TBD	BTN
Saturday, March 16	Semifinal	Noon/2:30 p.m. CT	CBS
Sunday, March 17	Championship	2:30 p.m. CT	CBS

2019 NCAA Tournament | Final Four: Minneapolis, Minn. | U.S. Bank Stadium

Sunday, March 17	Selection Sunday	CBS
Tue-Wed., March 19-20	First Four	truTV
Thu-Sun., March 21-24	First & Second Rounds	CBS TBS TNT truTV
Thu-Sun., March 28-31	Regional Rounds	CBS & TBS
Saturday, April 6	Final Four	CBS
Monday, April 8	National Championship	CBS

All game times are local to site | + Big Ten game

- 1: Naismith Hall of Fame Tip-Off, Ann Arbor, Mich. (Crisler Center)
- 2: Gavitt Tipoff Games, Villanova, Pa. (Finneran Pavilion)
- 3: Naismith Hall of Fame Tip-Off, Uncasville, Conn. (Mohegan Sun Arena)
- 4: B1G/ACC Challenge, Ann Arbor, Mich. (Crisler Center)



**#6/7 MICHIGAN wolverines (22-2; 11-2 Big Ten)
at PENN STATE nittany lions (8-15; 1-11 Big Ten)**

GAME DAY

- **Date:** Tuesday, February 12, 2019
- **Tip:** 8:37 p.m.
- **Location:** State College, Pennsylvania
- **Arena:** Bryce Jordan Center (12,707)
- **TV Broadcast:** BTN
- **TV Talent:** Brandon Gaudin (p-by-p) & Robbie Hummel (analyst)
- **U-M Radio:** Detroit: WWJ-Radio (950 AM) | Ann Arbor: WWWW (102.9 FM)
- **U-M Talent:** Brian Boesch (p-by-p) & Terry Mills (analyst)
- **U-M Satellite Radio:** Sirius: 134 | XM/SXM: 196 | Internet: 957



A LITTLE BIT ABOUT PENN STATE

- Penn State carries an 8-15 overall record with a 1-11 Big Ten mark. The Nittany Lions had lost eight straight before picking up their first conference win at Northwestern (59-52). However, three days later PSU dropped a down-to-the-wire game at Ohio State (74-70).
- Junior forward Lamar Stevens leads a trio of players averaging in double figures. Scoring in double figures in 22 of 23 games with 11 20-plus point games, Stevens leads the team with 18.9 points per game, while also pulling down a team-best 7.9 rebounds per contest.
- Freshman guard Rasir Bolton adds 12.0 points and is second with 42 3-point field goals (1.8 per game), while senior guard Josh Reaves averages 10.2 points and leads with 76 assists (3.3 app). Freshman guard Myles Dread leads PSU with 50 triples (2.2 per game), as he chips in 8.5 points per game
- The Nittany Lions rank third in the Big Ten in steals, averaging 7.6 per game. Reaves is averaging 2.7 per game to lead the conference and rank 12th nationally.
- Patrick Chambers is in his eighth season as head coach at Penn State, he guided the Nittany Lions to the 2018 NIT Championship last season, finishing with a 26-13 record.

THE SERIES WITH THE NITTANY LIONS

- Tonight's game marks the 49th all-time meeting between Michigan and Penn State.
- U-M leads in the series, 36-12, and has won eight straight.
- Tonight's game is the second meeting of the regular season. Led by Jordan Poole's 17 points and Ignas Brazdeikis' first career double-double (16 points, 11 rebounds), the Wolverines won 68-55 at Crisler Center.
- The Maize and Blue are 13-8 all-time in games played in State College; winning the last two straight and five of the last six.
- There has been only one overtime in the all-time series with U-M winning 89-87 at Crisler on Feb. 19, 2000. After the Wolverines stormed out to a 17-point lead (44-27) in the first half, the Nittany Lions shot nearly 60 percent in the second half and drained eight 3-pointers to outscore U-M 53-36 and send the game into overtime. In the extra period the Wolverines held on to win by two.
- There has been six games decided by three-or-fewer points with U-M leading 4-2. After dropping the first two, the Wolverines have won the last four tightly contested games. The most recent was a 72-69 victory for the Wolverines at Crisler Center on Jan. 4, 2017. The Wolverines trailed the Nittany Lions by seven, 36-29, at the half and Penn State led by 14 points with 13 minutes remaining. Michigan then outscored Penn State, 32-15, over the last 12-plus minutes of the game to earn its first Big Ten win (1-1), 72-69.

EARLIER THIS SEASON ... WOLVERINES USHER IN NEW YEAR WITH WIN

- In its first game of the New Year, Michigan came away with a 68-55 Big Ten victory over Penn State to maintain a perfect 14-0 overall record and improve to 3-0 in conference action.
- Ignas Brazdeikis recorded his first career double-double with 16 points and 11 rebounds in the contest, while Jordan Poole notched his 10h double-digit scoring effort of the season, scoring a team-best 17 points against the Nittany Lions. Also scoring double-digits for U-M was Charles Matthews.
- As a team, Michigan forced Penn State into 18 turnovers which turned into 20 points for the Maize and Blue in the defensive battle.
- Michigan also notched eight steals and had six blocks on the evening against PSU.

Michigan Basketball Quick Facts: 2018-19

QUICK FACTS

City	Ann Arbor, Michigan
Population	120,781
Founded	1817
Enrollment	46,710
Nickname	Wolverines
School Colors	Maize (PMS 116) & Blue (PMS 282)
Arena	Crisler Center (12,707)
Conference	Big Ten
President	Mark S. Schlissel
Athletics Director	Warde Manuel

ALL-TIME RECORD

Years of U-M Basketball	103rd
Seasons of U-M Basketball	1909, 1918 to current
Overall Record	1609-1038 (1496-981*)
Big Ten Record	804-713 (754-677*)
Non-Conference Record	805-325 (742-304*)
NCAA Titles	1 (1989)
NIT Titles	2 (1997*, 2004)
Big Ten Regular Season Titles	14 (1921, 1926, 1927, 1929, 1948, 1964, 1965, 1966, 1974, 1977, 1985, 1986, 2012, 2014)
Big Ten Tournament Titles	3 (1998*, 2017, 2018)

CRISLER CENTER

Season	52nd
Opened	1967-68
Overall Record	634-166 (576-152*)
Big Ten Record	316-126 (284-115*)
Non-Conference Record	318-40 (292-37*)
Capacity	12,707
Student Section	"Maize Rage" founded (1999-200)
Nickname	"The House that Cazzie Built"
Honored Jersey's	5 (RETIRED) No. 33, Cazzie Russell (Dec. 11, 1993) (HONORED) No. 45, Rudy Tomjanovich (Feb. 8, 2003) (HONORED) No. 35, Phil Hubbard (Jan. 11, 2004) (HONORED) No. 41, Glen Rice (Feb. 20, 2005) (HONORED) No. 22, Bill Buntin (Jan. 7, 2006)

NCAA TOURNAMENT OVERALL SANCTION

Selections: 1948, 1964, 1965, 1966, 1974, 1975, 1976, 1977, 1985, 1986, 1987, 1988, 1989, 1990, 1992*, 1993*, 1994, 1995, 1996*, 1998*, 2009, 2011, 2012, 2013, 2014, 2016, 2017, 2018

Record	59-27	52-23
Appearances	28	24
First Game Advancement	23	20
First Four	1	1
Second Round	16	14
Sweet 16	15	14
Elite Eight	14	13
Regional Champions	8	6
Final Four	8	6
Title Game	7	5
Titles	1	1

POSTSEASON NIT OVERALL SANCTION

Selections: 1971, 1980, 1981, 1984, 1991, 1997*, 2000, 2004, 2006, 2007

Record	25-7	20-7
Appearances	10	9
Titles	3	2
Title Game	4	3
at Home	16-0	14-0
on Road	1-5	0-5
at Madison Square Garden	8-2	6-2

BIG TEN TOURNAMENT OVERALL SANCTION

Record	26-18	22-17
Titles	3	2
Title Game	4	3
First Round	7-4	6-4
Second Round	4-0	4-0
Quarterfinal	8-9	7-8
Semifinal	4-4	3-4
Championship	3-1	2-1

* Due to NCAA sanctions, the University of Michigan vacated season records from 1992-93; 1995-96; 1996-97; 1997-98 and 1998-99. U-M also vacated its 1992 Final Four; 1993, 1996 and 1998 NCAA Tournament appearances; 1997 NIT championship and 1998 Big Ten Tournament championship.

TEAM INFORMATION

Head Coach	John Beilein
Career Record	821-462 (in 41st season)
Record at Michigan	270-144 (in 12th season) -- U-M's all-time leader
B1G Record at Michigan	122-88 (in 12th season) -- U-M's all-time leader
Assistant Coach	Saddi Washington
Assistant Coach	Luke Yaklich
Assistant Coach	DeAndre Haynes
Director of Basketball Operations	Chris Hunter
Director of Program Personnel	Chinedu Nwachukwu
Video Analyst	Bryan Smothers
Graduate Manager	Jay Shunnar
Athletic Trainer	Alex Wong
Strength & Conditioning	Jon Sanderson
Academic Success Program	Sara Rechnitzer
Basketball Secretary	Lisa Nicholson
Basketball Administrator	Kelsey Arendt

2017-18 SEASON IN REVIEW

Record: 33-8 (NCAA National Runner-up)

Big Ten Record: 13-5 (t-4th)

Big Ten Tournament, No. 5 seed

BTT Second Round, defeated #12 Iowa, 77-71 in OT

BTT Quarterfinal, defeated #4 Nebraska, 77-58

BTT Semifinal, defeated #1 Michigan State, 75-64

BTT Championship, defeated #3 Purdue, 75-66

NCAA Tournament, No. 3 seed in the West Regional

NCAA First Round, defeated #14 Montana (61-47)

NCAA Second Round, defeated #6 Houston (64-63)

NCAA Sweet 16, defeated #7 Texas A&M (99-72)

NCAA Elite Eight, defeated #9 Florida State (58-54)

NCAA Final Four, defeated #11 Loyola-Chicago (69-57)

NCAA Championship, lost to #1 Villanova (79-62)

Final Associated Press: 7th (1,231) -- March 5, 2018

Final ESPN/USA Today Coaches: 2nd (756) -- April 2, 2018

TEAM INFORMATION

Starters Returning/Lost: 3/2

Returning (3): Xavier Simpson (G), Charles Matthews (F), Isaiah Livers (F)

Lost (2): Muhammad-Ali Abdur-Rahkman (G), Moritz Wagner (F)

Players Returning/Lost: 11/7

Newcomers (6)

Freshman Ingas Brazdeikis (guard, Mono, Ontario)

Freshman Colin Castleton (forward, Daytona Beach, Florida)

Freshman David DeJulius (guard, Detroit, Michigan)

Freshman Brandon Johns Jr. (forward, East Lansing, Michigan)

Freshman Adrien Nunez (guard, Brooklyn, New York)

Sophomore Jaron Faulds (forward, Holt, Mich./Columbia)

Players Lost (7)

Graduate Senior Jaaron Simmons (eligibility exhausted)

Senior Muhammad-Ali Abdur-Rahkman (graduation)

Senior Duncan Robinson (graduation)

Junior Moritz Wagner (early NBA entry, 1st Rnd, LA Lakers, 25th pick)

Junior Brent Hibbitts (transfer)

Sophomore Ibi Watson (transfer to Dayton)

Freshman Naji Ozeir (walk-on, no longer with team)

ATHLETIC COMMUNICATIONS

Associate Director	Tom Wywrot (Main Basketball Contact)
Office	(734) 763-4423
Cell	(734) 320-1148
Email	twywrot@umich.edu
Assistant Director	Megan McIntosh (Secondary Contact)
Office	(734) 763-4423
Cell:	(810) 223-3700
Email	meganmci@umich.edu

IMG/MICHIGAN SPORTS NETWORK

Flagship Radio Station	WWJ (950AM)
Local Radio Station	WTKA (1050 AM)
Michigan Radio Network	Michigan/IMG Radio Network
IMG Contact	Jack Condon
General Manager	Ron Melnyk
U-M Play-By-Play	Matt Shepard
U-M Analyst	Terry Mills
Engineer	Tony Butler

Michigan Basketball Roster: 2018-19



No.	Michigan Basketball	Pos.	Hgt.	Wgt.	Class	Hometown (High School/Prep)	Pronunciation Guide
0	David DeJulius	G	6-0	190	Fr.	Detroit, Mich. (East English Village HS)	
1	Charles Matthews	G	6-6	205	Sr.	Chicago, Ill. (St. Rita HS/Kentucky)	
2	Jordan Poole	G	6-5	195	So.	Milwaukee, Wis. (La Lumiere School [Ind.])	
3	Zavier Simpson	G	6-0	190	Jr.	Lima, Ohio (Lima Senior HS)	
4	Isaiah Livers	F	6-7	235	So.	Kalamazoo, Mich. (Central HS)	"live-ers" [like the body part]
5	Adrien Nuñez	G	6-6	205	Fr.	Brooklyn, N.Y. (St. Thomas More Prep [Conn.])	"noon-yez"
11	Colin Castleton	F	6-11	210	Fr.	Daytona Beach, Fla. (Father Lopez Catholic HS)	
13	Ignas Brazdeikis	F	6-7	215	Fr.	Oakville, Ontario, Canada (Orangeville Prep)	"IG-ness" "brah'z-day-kiss"
14	Rico Ozuna-Harrison	G	5-11	170	So.	Detroit, Mich. (Cass Tech)	
15	Jon Teske	C	7-1	260	Jr.	Medina, Ohio (Medina HS)	"tess-key"
23	Brandon Johns Jr.	F	6-8	225	Fr.	East Lansing, Mich. (East Lansing HS)	
24	C.J. Baird	F	6-5	220	So.	Novi, Mich. (Detroit Catholic Central)	
32	Luke Wilson	G	6-0	170	So.	Boulder, Colo. (Boulder HS)	
44	Jaron Faulds	F	6-10	225	So.	Holt, Mich. (Holt HS/Columbia)	"j'aaron" "fall'dz"
51	Austin Davis	F	6-10	245	Jr.	Onsted, Mich. (Onsted Community HS)	
55	Eli Brooks	G	6-1	185	So.	Spring Grove, Pa. (Spring Grove Senior HS)	

Head Coach: John Beilein ("bee-line")

Assistant Coaches: Saddi Washington, Luke Yaklich ("YOCK-litch") & DeAndre Haynes

Director of Basketball Operations: Chris Hunter | **Director of Program Personnel:** Chinedu Nwachukwu ("chin-a-do" | "wan-chu-koo")

Video Analyst: Bryan Smothers | **Graduate Manager:** Jay Shunnar

Strength & Conditioning: Jon Sanderson | **Athletic Trainer:** Alex Wong

Michigan Roster Notables

- All U-M players are listed by academic class standing
- U-M Roster Breakdown (16): Senior (1), Junior (3), Sophomore (7), Freshmen (5)
- Charles Matthews (#1) transferred from Kentucky; sat out 2016-17; has two (2) years of eligibility remaining
- Austin Davis (#51) redshirted in 2016-17; has three (3) years of eligibility remaining
- Jaron Faulds (#44) transferred from Columbia; will sit out 2018-19; will have three (3) years of eligibility remaining
- C.J. Baird (#24) is a former student manager who was elevated to walk-on status (2017-18); a scout team player
- Rico Ozuna-Harrison (#14) is a former student manager who was elevated to walk-on status the last two seasons; a scout team player

Game Notes

MICHIGAN	AP	ESPN/USA Today
Preseason, Oct. 21	19th (437)	18th (265)
week 1, Nov. 12	18th (486)	-
week 2, Nov. 19	9th (1,021)	8th (565)
week 3, Nov. 26	7th (1,213)	5th (638)
week 4, Dec. 3	5th (1,339)	5th (680; 1)
week 5, Dec. 10	5th (1,398; 1 vote)	5th (694; 3 votes)
week 6, Dec. 17	4th (1,442; 1 vote)	5th (678; 3 votes)
week 7, Dec. 24	2nd (1,472; 9 votes)	4th (722; 4 votes)
week 8, Dec. 31	2nd (1,478; 9 votes)	4th (729; 4 votes)
week 9, Jan. 7	2nd (1,499; 9 votes)	4th (714; 6 votes)
week 10, Jan. 14	2nd (1,497; 9 votes)	4th (738; 6 votes)
week 11, Jan. 21	5th (1,363)	6th (666)
week 12, Jan. 28	5th (1,381)	5th (679)
week 13, Feb. 4	7th (1,217)	7th (581)
week 14, Feb. 11	6th (1,253)	7th (607)
week 15, Feb. 18		
week 16, Feb. 25		
week 17, March 5		
week 18, March 11		
Final		

ASSOCIATED PRESS POLL (Feb. 11, 2019)

No.	Team	Record	Total
1.	Tennessee (40)	22-1	1,573(40)
2.	Duke (24)	21-2	1,554(24)
3.	Gonzaga	23-2	1,457
4.	Virginia	20-2	1,406
5.	Kentucky	20-3	1,330
6.	MICHIGAN	22-2	1,253
7.	Nevada	23-1	1,230
8.	North Carolina	19-4	1,178
9.	Houston	23-1	1,022
10.	Marquette	20-4	953
11.	Michigan State	19-5	948
12.	Purdue	17-6	900
13.	Villanova	19-5	753
14.	Kansas	18-6	699
15.	Texas Tech	19-5	660
16.	Louisville	17-7	542
17.	Florida State	18-5	455
18.	Kansas State	18-5	444
19.	LSU	19-4	437
20.	Wisconsin	17-7	403
21.	Iowa	19-5	399
22.	Virginia Tech	18-5	393
23.	Iowa State	18-6	280
24.	Maryland	18-6	196
25.	Buffalo	20-3	170

OTHERS RECEIVING VOTES: Cincinnati 76, Auburn 35, Wofford 22, Washington 17, Lipscomb 6, TCU 5, Texas 3, Clemson 1.

ESPN/USA TODAY POLL (Feb. 11, 2019)

No.	Team	Record	Total
1.	Tennessee (30)	22-1	798
2.	Duke (2)	21-2	768
3.	Gonzaga	23-2	734
4.	Virginia	20-2	689
5.	Kentucky	20-3	667
6.	Nevada	23-1	609
7.	MICHIGAN	22-2	607
8.	North Carolina	19-4	583
9.	Houston	23-1	517
10.	Marquette	20-4	488
11.	Purdue	17-6	430
12.	Michigan State	19-5	420
13.	Villanova	19-5	411
14.	Kansas	18-6	320
15.	Texas Tech	19-5	305
16.	Virginia Tech	18-5	266
17.	Iowa	19-5	250
18.	Kansas State	18-5	233
19.	Florida State	18-5	211
20.	Louisville	17-7	207
21.	Louisiana State	19-4	200
22.	Iowa State	18-6	194
23.	Wisconsin	17-7	174
24.	Buffalo	20-3	86
25.	Maryland	18-6	65

OTHERS RECEIVING VOTES: Cincinnati 45; Mississippi State 22; Auburn 20; Washington 16; Furman 13; Wofford 13; Arizona State 8; North Texas 7; Texas 6; Hofstra 6; North Carolina State 5; Mississippi 4; Syracuse 2; Toledo 1.

JUST WHO ARE THE MICHIGAN WOLVERINES?

- Michigan is led by head coach John Beilein, who is in his 12th season in Ann Arbor. Beilein has spent 41 years coaching college basketball and 44 total years in basketball. He has never been an assistant coach.
- Many have asked if John Beilein is the only coach to have never served as an assistant coach. Well among other Division I coaches -- and in the Power Six -- there are three others, all of whom came from the NBA. St. John's Chris Mullin is in his first career coaching position, while Georgetown's Patrick Ewing and Alabama's Avery Johnson coached in the NBA, but not in college.
- Michigan assistant staff includes Saddy Washington (third season) as well as Luke Yaklich (yock-litch) and DeAndre Haynes, who are both in their second seasons.
- Washington oversees the entire team and works with the big men, while Haynes assists Beilein with offense, and Yaklich serves as the defensive coordinator.
- Michigan features a 16-player roster, with a rotation that could go as deep as many as 10. However, the Maize and Blue rely on a rotation of seven players.
- Some would say, the Wolverines are developing into a "positionless" team with several players playing multiple spots during a game -- i.e. Isaiah Livers has played three positions (the three through five) and Ignas Brazdeikis has been seen playing two (the two and four). U-M has the ability to play a big line up with 7-1 Jon Teske in the middle, or rotate to a smaller set with Isaiah Livers subbing in.
- Overall, the Wolverines play a "read-and-react" offense with ball screen action as a mainstay in sets. However this season, U-M has adjusted to its personnel with more cutting, downhill attacks and driving to the basket at a much higher level than ever before.
- U-M plays primarily a man-to-man defense, which is coordinated through Yaklich.
- Known throughout John Beilein's tenure as one of the best offensive teams in the country, the Wolverines have changed the narrative to becoming an elite defensive team while maintaining their offensive prowess.

HOW ABOUT THESE TO START THE NOTES OFF

- Michigan's 22 wins is the most for U-M through 24 games in program history.
- The Wolverines 20-plus wins in the ninth time under John Beilein and the 30th in program history. In fact Beilein owns two of U-M's four 30-plus win seasons in program history, including the program record of 33 set last season.
- U-M's 10-plus Big Ten wins gives Beilein his fourth straight season of 10-or-more. In fact, he has reached double digit wins in seven of the last eight seasons. Those seven seasons are the most of any U-M coach in program history -- passing Steve Fisher (6), Bill Frieder (6) and Johnny Orr (6).
- Already the all-time winningest coach at U-M with 270 wins, Beilein became U-M's all-time Big Ten leader -- passing Johnny Orr (120) -- with a 77-65 victory at Rutgers (Feb. 5). Beilein, who has 122 conference victories, is one of 21 Big Ten coaches to win 100-or-more in a career.
- Since a season-high 16 turnovers at Wisconsin (Jan. 19), Michigan has posted six straight games of fewer than 10 (7.3 per game), including just five in the return game against the Badgers (Feb. 9). U-M leads the nation with 9.2 per game.
- Since going 5-for-11 (45.4%) at the free throw line at Wisconsin (Jan. 19), Michigan has shot 76.2 percent (64-for-84) over its last six games. For the season, U-M shoots 68.7 percent.
- Jon Teske leads the Big Ten in blocked shots (2.2). He has had at least one block in 23 games and in his last 19 straight.
- In his last game, Teske posted his third double-double of the season with career-best-tying marks for points (17; 4th time this season) and rebounds (12; 2nd time this season).
- Jordan Poole has scored in double figures in his last four games. He has 17 total this season -- second only to Ignas Brazdeikis' 20.
- After shooting 31.3 percent over his last six games, Charles Matthews got red hot in the second half against Wisconsin scoring 16 of his 18 points in the second half. It was the first time he score 15-plus points since his matching 18 against Indiana (Jan. 6).
- Matthews has had six assists over his last two games. In the five games prior he tallied a total of six. For the season, he has 32 (1.3 apg).
- After not recording an assist against Minnesota (Jan. 22), Zavier Simpson five straight games with five-or-more, including a career-best 12 (no turnovers) against Ohio State (Jan. 29) -- which led to U-M's sixth triple-double. Overall, he has had five-or-more dimes in 19 games this season and is second in the Big Ten (6.0 apg).
- After going 1-for-7 at Indiana (Jan. 25), Isaiah Livers has gone 10-for-16 (62.5%) from the field in his last four games, including a 6-for-11 (54.5%) from long range.
- Eli Brooks has been very efficient lately posting eight assist and no turnovers in his six games. He has averaged 10.0 minutes in those six contests.

WOLVERINES CLOSING IN ON COOL NOTES

- Zavier Simpson has not missed a game in three seasons -- a streak of 103 straight.
- Charles Matthews and Jon Teske have not missed a game in two seasons -- a streak of 65 straight.
- Simpson (330) needs 25 assists to move into 13th place on U-M's all-time list -- Jimmy King (354).
- Simpson (107) became the 23rd Wolverine to reach 100 steals in a career. He needs 28 more to reach the top 10 all-time at U-M -- Thad Garner (1979-82) and Dion Harris (2004-07) are 10th at 135.
- Matthews (837) needs 163 more points to become the 55th Wolverine to score 1,000 career points.
- Jordan Poole (93) needs seven more 3-pointers to become the 27th Wolverine to make 100-plus in a career.
- Averaging a Big Ten Best 2.2 per game, Jon Teske (53) needs seven blocks to become the first Wolverine to reach 60 in a season since Ekpe Udoh had 92 (2007-08).
- Michigan has made 186 3-pointers this season. The Wolverines need 14 more to make 200-plus in all 12 of John Beilein's seasons at U-M.

FROM THE POLLS

- Michigan is ranked No. 6 by the Associated Press and No. 7 by the ESPN/USA Today Coaches poll.
- Overall, U-M is one of six Big Ten teams among the nation's top 25 -- Michigan State (No. 11/12), Purdue (No. 12/11), Wisconsin (#20/23), Iowa (No. 21/17) and Maryland (No. 24/25).
- Michigan has reached as high as the No. 2 (AP) and No. 4 (Coaches) spots this season. In fact, the Wolverines held those positions for four straight weeks.
- During John Beilein's tenure at U-M, the Wolverines have been ranked in a regular season poll a total of 86 weeks. In fact from 2011 to 2014, the Maize and Blue stayed among the nation's top 25 for 43 straight weeks.
- Under Beilein, U-M reached the top of the polls with a No. 1 AP and No. 2 ESPN/Coaches ranking during the 2012-13 season -- Jan. 28, 2013. In fact, the Wolverines stayed among the top 10 that entire season, which ended with the first trip to the Final Four in 20 years and eventual national title game against Louisville.

Game Notes

SUCCESSES AGAINST THE RANKED

- Michigan has gone 5-0 against (Associated Press) ranked foes this season -- with the five wins all by nine-plus points:
 - 1) at No. 8/8 Villanova (73-46, +27)
 - 2) No. 11/13 North Carolina (84-67, +17)
 - 3) No. 19/18 Purdue (76-57, +19)
 - 4) No. 21/22 Indiana (74-63, +11)
 - 5) No. 19/19 Wisconsin (61-52, +9).
- The Wolverines did lose at NR/25 Iowa (74-59), but the Hawkeyes were not among the AP's Top 25.
- After the 61-52 win over No. 19/19 Wisconsin (Feb. 9), Michigan is 8-1 in its last nine home games against ranked opponents, with the lone loss coming by one point (70-69) last season to No. 5/7 Purdue (Jan. 9, 2018).

24 GAMES IN FOR THE MAIZE AND BLUE

- Through 24 games, U-M is averaging 70.7 points per game, more than +13.6 than its opponents (57.1; 2nd nationally).
- U-M has held its opponents to 70-or-fewer points in 22 games, with 15 games of 60-or-fewer points scored and six with 50-or-fewer points. South Carolina (Dec. 8, 78) and Iowa (Feb. 1; 74) are the only teams to surpass 70 points against U-M.
- Michigan has five games scoring 80-plus points this season, including a season-high 89 points in home win over South Carolina (Dec. 8). U-M is 74-4 under U-M coach John Beilein when scoring 80-or-more points.
- U-M is averaging of 7.7 3-pointers per game -- recording 10 games with 10-plus -- including a season-high 15 vs. George Washington (Nov. 17). The Wolverines are 10-0 when they hit for double-digits.
- Michigan has shot 50 percent or better from the field in six games, including a season-best 57.4 percent against North Carolina. Overall, U-M is checking in at a 44.9 season percentage.
- U-M has taken its game inside the arc 60 percent of the time and is shooting 51.4 percent (431-for-837) on 2-point field goal attempts. From long-range, the Wolverines are 186-for-537 (34.6 percent).
- The Wolverines average 6.4 steals per game and has swiped five-or-more in 17 games. In fact, U-M has five games with 10-plus in a game, including a season-high 11, twice -- at Villanova (Nov. 14) and Ohio State (Jan. 29).
- U-M has six players with 10-or-more steals this season led by Zavier Simpson's 36 and Charles Matthews's 27.
- The Maize and Blue have had 15 games with a Wolverine scoring 20-plus points -- Ignas Brazdeikis (7), Charles Matthews (4), Jordan Poole (3) and Zavier Simpson (1).
- Ignas Brazdeikis (105) and Charles Matthews (91) combine for half (196) of U-M's total free throw attempts on the season (402). The next closest Wolverines are Jon Teske (61) and Jordan Poole (54).

GETTING DEFENSIVE ... FOR A SECOND STRAIGHT YEAR

- Michigan has the second best defensive efficiency rating according to Ken Pom.
- U-M opponents are scoring 57.1 points per game -- tops in the Big Ten and second lowest in the country.
- U-M is 18th in the nation for field goal percentage defense at 39.6 percent.
- U-M is 32nd in the nation for 3-point field goal percentage defense at 30.4 percent.
- U-M has held an opponent to five-or-fewer 3-pointers in 17 games; no opponent has made more than nine -- Chattanooga (Nov. 23) and Purdue (Dec. 1). On average, U-M opponents are averaging 4.8 per game.
- U-M has forced its opponents into 12.8 turnovers per game, as U-M has caused its opponents to double digit turnovers in 17 games. On the flip side, the Wolverines are first in the nation for turnovers (9.2).
- U-M opponents have twice had 20-plus turnovers in a game -- at #8/8 Villanova (21) and Air Force (20).
- U-M has held its opponent to less than 40 percent shooting in 11 games.
- U-M continues to hold the rebound edge, out-rebounding its opponents by +2.0 per game -- 35.9 to 33.8.
- Michigan has held an opponent to 30 or fewer points in 29 halves (60 percent of the time).

MORE ON THE DEFENSIVE GROWTH

- Last season, Michigan led the Big Ten allowing 63.3 points per game, which was eighth in the nation. It was the Wolverines who led the conference in scoring defense for the first time since the 1964 season -- 54 years.
- This season, Michigan is atop the Big Ten again, allowing just 57.1 points per game, which is second nationally.
- In program history, U-M has led the Big Ten in defense three times -- 1948 (46.3), 1952 (56.2) and 1964 (75.5).
- Michigan currently has the top defensive efficiency in the nation according to KenPom.com. The defensive efficiency is calculated by points allowed per 100 defensive possessions, same as offensive.
- Below is a breakdown of the John Beilein U-M era offensive and defensive efficiencies

Season	Offensive	Defensive	Season Highlights
2007-08	162nd	129th	-
2008-09	40th	67th	NCAA 2nd Rd.
2009-10	101st	58th	-
2010-11	39th	37th	NCAA 2nd Rd.
2011-12	19th	56th	B1G Champions, NCAA 1st Rd.
2012-13	1st	37th	Final Four & NCAA Runner-up
2013-14	3rd	89th	B1G Champions, NCAA Elite Eight
2014-15	67th	100th	-
2015-16	30th	92nd	NCAA First Four & 1st Rd.
2016-17	4th	69th	BTT Champions, NCAA Sweet 16
2017-18	35th	3rd	BTT Champions, Final Four & NCAA Runner-up
>> 2018-19	37th	2nd	???

SIMPSON NAMED TO DEFENSIVE PLAYER OF THE YEAR WATCH LIST

- Zavier Simpson was named to the Naismith Defensive Player of the Year Award Watch List. He is one of 15 players on the list and one of four Big Ten players.
- Simpson leads the Wolverines in steals with a team-best 36 (1.5 spg), which is fourth in the Big Ten. Last season he led the Wolverines with 53 steals (1.29 spg).
- Simpson has almost doubled his rebounding from a season ago -- as he is averaging 5.3 per game, which is fourth on U-M. He has pulled down 115 defensive rebounds (4.8 per game).
- In fact, he has recorded 10-plus rebounds in a game, three times -- both of which led to double-doubles and one triple-double -- career-best 11 rebounds vs. George Washington (Nov. 17; 14 points), 10 at Wisconsin (Jan. 19; 11 points) and 10 against Ohio State (Jan. 29; 11 points, 12 assists).

2018 Signing Day



EARLY SIGNING PERIOD

Wolverines Add Cole Bajema and Jalen Wilson

- John Beilein announced on the first day of the early signing period guard Cole Bajema (Lynden, Washington) and forward Jalen Wilson (Denton, Texas) will join the Wolverines for the 2019-20 academic year.

Cole Bajema ("badge-ah-ma")

6-7 | Guard/Forward

Lynden, Wash. (Lynden Christian)

- A three-year varsity player, Bajema helped Lynden Christian to three straight 20-plus-win seasons. Named Washington's 2018 AP Class 1A Player of the Year, Bajema averaged 23.0 points and 7.0 rebounds per game and guided Lynden Christian to a 26-1 record and the Class 1A state championship with an 82-45 victory over Freeman. It was the school's first state title since 2012.
- As a sophomore, Bajema averaged 18.5 points per game and guided Lynden to the Class 1A semifinals before an eventual fourth-place finish in the state playoffs. He helped the Lynx to a pair of Northwest District titles as a junior (12-1, 2018) and as a freshman (11-1, 2016). Bajema added Northwestern District first team honors in 2017 and 2018 and was an AP Class 1A all-state first teamer in 2018 after earning honorable mention in 2017.
- This summer Bajema was invited to play with the Bellingham Slam in the prestigious Seattle Pro-Am, which is organized by former Wolverine Jamal Crawford. Bajema also played AAU with Friends of Hoop in Seattle. Bajema's sister, Kara, was a standout basketball and volleyball player for Lynden Christian and is currently a junior outside hitter for the University of Washington volleyball program.

Jalen Wilson

6-8 | Guard/Forward

Denton, Texas (Guyer High School)

- Currently rated No. 73 on ESPN's Top 100 for Class of 2019, Wilson is on the No. 1 team in Texas' District 6A region at John H. Guyer High School.
- Wilson averaged 16.1 points, 6.2 rebounds, 3.3 assists last season on the way to Texas Association of Basketball Coaches (TABC) Class 6A all-state, all-regional and District 6A co-MVP honors. He helped the Wildcats to a 38-2 record and a regional championship game in the Texas state playoffs.
- A three-year varsity player at Guyer, Wilson has been part of three straight District 6A championship teams. Averaging 16.3 points, 6.4 rebounds and 2.9 assists as a sophomore, he guided Guyer to a 25-6 record and a trip to the Bi-District final. As a freshman, he posted 15.0 points, 6.8 rebounds and 3.1 assists per game as Guyer went 30-3 and advanced to the District 6A Area final.
- Named after U-M's Jalen Rose of the Fab Five, Wilson played on the Gauntlet AAU circuit this spring, averaging 19.7 points, 7.1 rebounds and 2.6 assists.

Game Notes

MICHIGAN'S ALL-TIME WINS LEADER

• With 270 victories, John Beilein is U-M's winningest coach.
 • Beilein has compiled nine (9) of U-M's 30 total 20-win seasons in program history -- over a quarter. In fact, he owns two of the four 30-win seasons including the all-time record of 33 set in 2018-19.

U-M ALL-TIME WIN LEADERS

270	John Beilein (2007-present, 11 seasons)
209	Johnny Orr (1968-80, 12 seasons)
191	Bill Frieder (1980-89, 8.5 seasons)
184	Steve Fisher (1989-97, 8.5 seasons)

SIGNIFICANT WINS FOR BEILEIN AT U-M

1	Radford (88-55) on Nov. 9, 2007 in his U-M debut
50	at Clemson (69-61) on Nov. 30, 2010
100	Arkansas (80-67) on Dec. 8, 2012
121	Florida in Elite Eight (79-59) on March 31, 2013 <i>U-M's first Final Four in 20 years</i>
122	Syracuse in Final Four (61-56) on April 6, 2013 <i>U-M's first title game in 20 years</i>
150	Tennessee (73-71) on March 28, 2014 <i>U-M's second straight NCAA Elite Eight</i>
200	Penn State (72-69) on Jan. 4, 2016 at Crisler Center
209	at Nebraska (93-57) on March 5, 2017 <i>Ties U-M's all-time win record</i>
210	vs. Illinois (75-55) on March 9, 2017 <i>Sets U-M's all-time win record, passing Orr (209)</i>
213	vs. Wisconsin (71-56) on March 12, 2017 <i>Wins Big Ten Tournament title</i>
228	at Iowa (75-68) on Jan. 2, 2018 <i>Becomes 21st B1G coach to reach 100 conference wins & Second U-M coach with 100 B1G wins</i>
243	vs. Purdue (75-66) on March 4, 2018 <i>Wins second straight Big Ten Tournament title</i>
247	vs. Florida State (58-54) on March 24, 2018 <i>Advances to second Final Four at U-M</i>
248	vs. Loyola-Chicago (69-57) on March 31, 2018 <i>Advances to second national title game</i>
249	Norfolk State (66-43) on Nov. 7, 2018 <i>Wins 800th collegiate game</i>
269	at Rutgers (77-65) on Feb. 5, 2019 <i>Sets U-M's all-time Big Ten win record, passing Orr (120)</i>

ANOTHER MILESTONE REACHED FOR COACH B

• John Beilein is the 21st coach in Big Ten history to reach 100-plus regular season wins.
 • Beilein is the second Wolverine coach to reach 100 Big Ten wins and is U-M's all-time leader with 121.
 • Beilein has 10-or-more wins in the Big Ten regular season in seven of his last eight seasons.
 • Currently, the Big Ten has three active coaches with 100-plus wins -- Michigan State's Tom Izzo (282, 24 seasons), Purdue's Matt Painter (151, 14 seasons) and Beilein (122, 12 seasons).

100-PLUS B1G REGULAR SEASON WINS COACHES

1.	Bob Knight, Indiana (1972-2000)	353
2.	Tom Izzo, Michigan State (1995-pres)	282
3.	Gene Keady, Purdue (1981-2005)	265
4.	Ward Lambert, Purdue (1917, '19-45)	228
5.	Lou Henson, Illinois (1976-96)	214
6.	Branch McCracken, Indiana (1939-43, '47-65)	210
7.	Jud Heathcote, MSU (1976-95)	182
8.	Harry Combes, Illinois (1948-67)	174
9.	Bo Ryan, Wisconsin (2002-16)	172
10.	Fred Taylor, Ohio State (1959-76)	158
	Walter Meanwell, Wisconsin (1912-17, '21-34)	158
12.	Harold Olsen, Ohio State (1923-46)	154
13.	Matt Painter, Purdue (2005-pres)	151
14.	Thad Matta, Ohio State (2005-17)	150
15.	Harold "Bud" Foster, Wisconsin (1935-59)	143
16.	Arthur Lonborg, Northwestern (1928-50)	138
17.	Tom Davis, Iowa (1986-99)	125
18.	John Beilein, Michigan (2007-pres)	122
19.	Johnny Orr, Michigan (1969-80)	120
20.	Dave MacMillan, Minnesota (1928-42, '46-48)	108
21.	L.J. Cooke, Minnesota (1897-1924)	103

DON'T FORGET ABOUT U-M'S OTHER SILENT DEFENDER

• In addition to the defensive efforts of Xavier Simpson (U-M steals leader) and Jon Teske (Big Ten block leader), many overlook the play and shut down ability of Charles Matthews.
 • Matthews is second on U-M with 27 steals and has 11 blocks, but it is his desire, and willingness to ask, to guard the opposition's top player. Need examples?
 - at Iowa (Feb. 1): Isaiah Moss, who had gone 15-for-19 from long range over his last four games, was held to no points with a 0-for-7 FG and 0-for-1 3FG stat line
 - Ohio State (Jan. 29): Coming off a career-best 24 points, Luther Muhammed was held to three points with a 1-for-5 FG and 1-for-3 3FG stat line
 - at Indiana (Jan. 25): IU's leading scorer Romeo Langford was held to nine points with a 3-for-12 FG stat line
 - at Wisconsin (Jan. 19): Wisconsin 3-point specialist D'Mitrik Trice was held to six points with a 2-for-10 FG and 0-for-3 3FG stat line
 - North Carolina (Nov. 28): North Carolina's leading scorer and 3-point specialist Cameron Johnson was held to five points on 2-for-7 FG and 1-for-4 3FG.
 - at Villanova (Nov. 14): Villanova's leading scorer and 3-point specialist Phil Booth was held to nine points on 2-for-8 FG and 2-for-6 3FG.

WOLVERINES ON WATCH LISTS FOR MAJOR AWARDS

Ignas Brazdeikis

- Top 10 finalist for the Karl Malone Award (Top Power Forward)
- Mid-Season Top 20 List for the Wooden Award (National Player of the Year)
- Mid-Season Watch List for the USBWA's Oscar Robertson Trophy (National Player of the Year)
- All-Big Ten Candidate
- Big Ten Freshman of the Year Candidate
- Big Ten All-Freshman Team Candidate

Charles Matthews

- All-Big Ten Candidate
- Big Ten All-Defensive Team Candidate
- Top 10 finalist for the Julius Erving Award (Top Small Forward)

Zavier Simpson

- Top 15 finalist for the Naismith Defensive Player of the Year Award)
- All-Big Ten Candidate
- Big Ten All-Defensive Team Candidate

Isaiah Livers

- All-Big Ten Candidate
- Big Ten Sixth Man of the Year Candidate

Jordan Poole

- All-Big Ten Candidate

John Beilein

- Big Ten Coach of the Year Candidate
- National Coach of the Year Candidate

MICHIGAN'S DRIVING FORCE

• Zavier Simpson continues to be the main engine for U-M as he controls the Wolverines offense and defense.
 • Simpson has not missed a game in three seasons, playing in 103 straight for U-M. He has increased his time on the floor by six and a half minutes this season -- averaging 33.5 per game.
 • Simpson is averaging 9.0 points, 5.3 rebounds and 6.0 assists per game.
 • Simpson leads the Big Ten with a 3.3 assists-to-turnover average -- 143 assists and 43 turnovers.
 • Simpson has five-or-more assists in 19 of 24 games. He has two games this season with 10-plus -- 10 against Binghamton (Dec. 30) and a career-high 12 (no turnovers) against Ohio State (Jan. 29).
 • Simpson posted his second straight season of 100-plus assists. He currently stands at 143 (6.0 apg), which is second best in the Big Ten. Last season, he recorded 150 (3.7 apg).
 • Simpson scored a career-best 24 points after making a career-best five 3-pointers in the win against Northwestern (Jan. 13). It was the first 20-plus point game as he passed his career-best of 16 (3x).
 • After grabbing a career-best 11 rebounds vs. George Washington (Nov. 17), Simpson posted his first career double-double (14 points, 11 rebounds). After grabbing 10 more at Wisconsin (Jan. 19), he posted his second (11 points, 10 rebounds).
 • With 11 points, 10 rebounds and 12 assists against Ohio State (Jan. 29), Simpson recorded the sixth triple-double in U-M history.

CRACKING THE TOP 15

• With 330 assists, Zavier Simpson cracked U-M's all-time top 15 and needs 24 to reach 13th all-time (Jimmy King).
 • Overall he needs 69 more to crack U-M's all-time top 10 -- held by Dion Harris (398, 2004-07).
 • Among U-M's top 20 assist men, 16 have surpassed 300 assists and seven of those Wolverines have played for John Beilein.

U-M's All-Time Assist List

1.	Gary Grant (1985-88)	731
2.	Rumeal Robinson (1988-90)	576
3.	Antoine Joubert (1984-87)	539
4.	Derrick Walton Jr. (2014-17)	499^
5.	Daniel Horton (2003-06)	484
6.	Travis Conlan (1995-98)	480
7.	Eric Turner (1982-84)	421
8.	Trey Burke (2012-13)	416^
9.	Jalen Rose (1992-94)	401
10.	Dion Harris (2004-07)	398
11.	Manny Harris (2008-10)	366^
12.	Bernard Robinson Jr. (2001-04)	364
13.	Jimmy King (1992-95)	354
14.	Zavier Simpson (2017- present)	330^

Game Notes

JOINING AN ELITE GROUP

- With his 11 points, 10 rebounds and 12 assists (no turnovers), Zavier Simpson became just the sixth Wolverine to record a triple-double in the program's 103 year history. In fact, five of Michigan's six triple double have been under the direction of John Beilein.
- Simpson's triple-double is the first since Derrick Walton Jr. accomplished the feat on Dec. 19, 2015.
 - U-M's All-Time Triple-Doubles
 - 1) March 14, 1987 vs. North Carolina (NCAA) -- Gary Grant (24P, 10R, 10A)
 - 2) Nov. 14, 2009, Northern Michigan -- Manny Harris (18P, 13R, 10A)
 - 3) Jan. 30, 2011, Iowa -- Darius Morris (12P, 10R, 11A)
 - 4) Dec. 15, 2015, Northern Kentucky -- Caris LeVert (13P, 10R, 10A)
 - 5) Dec. 19, 2015, Youngstown State -- Derrick Walton Jr. (10P, 11R, 13A)
 - 6) Jan. 29, 2019, Ohio State -- Zavier Simpson (11P, 10R, 12A)

BIG JON ... BIG BAD JON

- Jon Teske is known as "Big Sleep" for his quiet personality, however, there has been a push to change that to "Big Nasty" or "Super Nasty" -- especially by big men coach Saddi Washington.
- While scoring 9.1 points per game, Teske leads U-M in rebounding (6.6 rpg) and blocks (2.2 bpg; 53 total).
- Teske has nearly tripled his offensive production going from 3.4 ppg last season to this season's 9.1 ppg.
- Teske has recorded at least one block in 23 games, including the last 19 straight games and has twice swatted a career-best five blocks -- Holy Cross (Nov. 11) and No. 11/13 North Carolina (Nov. 28).
- Teske's 53 blocks makes him just the second Wolverine (D.J. Wilson - 57 - 2016-17), to record 50 or more blocks in a season since Ekpe Udoh's 92 in the 2007-08 campaign - 11 seasons ago.
- Teske has posted a career-best-tying 17 points, four times -- vs. Providence (Nov. 18), No. 19/18 Purdue (Dec. 1); Northwestern (Jan. 13; all in first half) and No. 19/19 Wisconsin (Feb. 9). Overall, he has 10 total double figure scoring games this season.
- Teske posted back-to-back double-doubles earlier this season after his 13 point, 11 rebounds performance at Illinois (Jan. 10) and his 17 point (all in first half), 11 rebounds against Northwestern (Jan. 13).
- He added his third with a 17 point, 12 rebound effort against No. 19/19 Wisconsin (Feb. 19) -- as both marks tied his career-highs.
- Adding to the depth of his game, Teske has floated out to the top of the key for the pick and pop and drained 13 3-pointers this season. He drained a career-best three against Northwestern (Jan. 13). After going 0-for-2 in his first two seasons from long-range, he is 13-for-42 this season (31.0%).

IGGY CONTINUES TO MAKE AN IMPACT

- With immediate impact as a freshman, Ignas Brazdeikis was named to the Wooden Awards Midseason Top 20 for Player of the Year honor, a top 10 finalist for the Karl Malone Award (Top Power Forward) and was on the Mid-Season Watch List for the USBWA's Oscar Robertson Trophy (National Player of the Year).
- Brazdeikis has been named the Big Ten's Freshman of the Week, four times -- Dec. 3, Dec. 10, Dec. 31 and Jan. 28. He is tied with Tim Hardaway Jr. for second all-time for a freshman Wolverine earning the conference accolade. Trey Burke leads U-M list with seven accolades in the 2011-12 season.
- Brazdeikis is primarily a right-handed person. However, he shoots and drives as a lefty in games. Moreover as the season has progressed, his ambidextrous ability to score, shoot and pass has made him even more dangerous as you really don't know where he will attack.
- Brazdeikis' snake tattoo on his left forearm became a social media topic as it was compared to the Harry Potter novels and movies -- for being in the Slytherin House. However, it is a personal tattoo for Iggy to "always remember to avoid temptation."
- Brazdeikis has made the most of his early time with U-M starting all 24 games and leading the Wolverines with 15.0 points per game. He has 20 double figure scoring games with a team-best seven 20-plus point games including a career-high 25 against North Carolina (Nov. 28).
- Brazdeikis is shooting 45.7 percent from the field and has 14 games with five-or-more field goals including a career-best nine in three games.
- In addition to driving to the basket, Brazdeikis is a threat from outside, shooting 37.9 percent from deep. He recently drained a career-best five 3-pointers at Rutgers. He has five games this season making three-or-more triples.
- He hauls in 5.4 rebounds per game with 14 games of five-or-more, eight games of seven-plus and two in double digits following his career-best 11 against Penn State (Jan. 3) and Minnesota (Jan. 22).
- Those two 11 rebounding performances helped him produce his first two college double-doubles -- Penn State (16 points, 11 boards) and Minnesota (18 points, 11 rebounds).

DON'T LEAVE JP OPEN

- Jordan Poole continues to have a breakout sophomore season as he has doubled his offensive production going from 6.0 points to 12.8 points this season.
- Poole has 17 double digit performances this season -- second only to Ignas Brazdeikis' team-best 20.
- Poole did have a streak of 11 straight game scoring in double figures that included a pair of 20-plus point games -- including a career-best 26 against South Carolina.
- With his team-leading 53 3-pointers, Poole surpassed his entire freshman total of 40 (39 games).
- So far this season, Poole has drained five-or-more 3-pointers in four games, including a career-best six against Binghamton (Dec. 30). Last season, he had one game of five 3-pointers -- against Indiana (Dec. 2).
- Poole is proving to not just be a shooter this season as he has 10 games with five-or-more rebounds giving him 79 total (3.3 rpg), including a career-high nine against No. 19/19 Wisconsin (Feb. 9).
- Poole has recorded an assist in 23 of 24 games and is averaging 1.9 per game as he has seven games of three-or-more -- including a career-best four three times -- North Carolina (Nov. 28), South Carolina (Dec. 8) and Binghamton (Dec. 30).

#GOBLUE --> #PROBLUE

- Michigan has nine former Wolverines playing in the NBA -- with nine of those former John Beilein players.
- The list includes:
 - Trey Burke (2011-13), Dallas Mavericks
 - Jamal Crawford (1999-2000), Phoenix Suns
 - Tim Hardaway Jr. (2010-13), Dallas Mavericks
 - Caris LeVert (2013-16), Brooklyn Nets
 - Duncan Robinson (2015-18), Miami Heat (*two-way*)
 - Glenn Robinson III (2012-14), Detroit Pistons
 - Nik Stauskas (2013-14), Cleveland Cavaliers
 - Moritz Wagner (2015-18), Los Angeles Lakers
 - D.J. Wilson (2015-17), Milwaukee Bucks
- Michigan has five former Wolverines in the NBA G League -- all four who played under Beilein. The list includes:
 - Muhammad-Ali Abdur-Rahkman (2015-18), Canton Charge
 - Jon Horford (2012-14), Grand Rapids Drive
 - Zak Irvin (2014-17), Westchester Knicks
 - Darius Morris (2009-11), Santa Cruz Warriors
 - Duncan Robinson (2015-18), Sioux Falls Skyforce (*two-way*)
- Michigan has eight former players playing professionally in Europe -- all eight who played under Beilein. The list includes:
 - Stu Douglass (2008-12), Israel
 - Zak Irvin (2014-17), Mexico
 - Manny Harris (2007-09), Greece
 - Jordan Morgan (2010-14), Turkey
 - Jevohn Shepherd (2006-09), France
 - DeShawn Sims (2007-10), Italy
 - Jaaron Simmons (2017-18), Switzerland
 - Derrick Walton Jr. (2014-17), Turkey

- Michigan has 10 additional Wolverines working with NBA franchises, scouting or with media outlets. The list includes:
 - Juwan Howard (1991-94), Assistant Coach with Miami Heat
 - Mark Hughes (1985-89), Assistant GM of L.A. Clippers
 - Tim McCormick (1980-84), Analyst for ESPN basketball
 - Terry Mills (1987-90), Analyst U-M Radio
 - Rob Pelinka (1988-93), General Manager of L.A. Lakers
 - Glen Rice (1985-89), Scout for Miami Heat
 - Jalen Rose (1992-94), ESPN Talent, host "Get Up"
 - Campy Russell (1972-74), Alumni Relations with Cleveland
 - Rudy Tomjanovich (1967-70), Consultant for L.A. Lakers
 - Chris Webber (1992-93), NBA Analyst for TNT

MICHIGAN & THE NBA DRAFT

- Michigan has 59 Wolverines selected in the NBA Draft.
- Michigan has six Wolverines chosen among the top five, including two No. 1 overall picks - Cazzie Russell (1966, N.Y. Knicks) and Chris Webber (1993, Orlando Magic)
- Michigan has 27 of 59 players selected in the first round. Since 1988, U-M has 18 of its last 26 players chosen in the first round.
- Since John Beilein's arrival, U-M has nine NBA selection including seven first-round selections. The list includes:
 - Darius Morris, 2011: L.A. Lakers (2nd, No. 41)
 - Trey Burke, 2013: Minnesota T'wolves (1st, No. 9)
 - Tim Hardaway Jr., 2013: N.Y. Knicks (1st, No. 24)
 - Nik Stauskas, 2014: Sacramento Kings (1st, No. 8)
 - Mitch McGary, 2014: Oklahoma City Thunder (1st, No. 21)
 - Glenn Robinson III, 2014: Minnesota T'wolves (2nd, No. 40)
 - Caris LeVert, 2016: Brooklyn Nets (1st, No. 20)
 - D.J. Wilson, 2017: Milwaukee Bucks (1st, No. 17)
 - Moritz Wagner, 2018: L.A. Lakers (1st, No. 25)



Game Notes

PROTECTING THE BALL

- During U-M coach John Beilein's tenure, U-M consistently ranks as one of the nation's best teams at not turning over the ball.
- The Wolverines have ranked among the nation's top 10 in eight of the Beilein's 12 seasons.
- Beilein's Wolverines led the nation in 2012-13 (9.43) and 2016-17 (9.15) and were second nationally in 2017-18 (9.27).
- Under Beilein, all 12 of his seasons make up parts of U-M's all-time top 10 for season turnover average.

Season	Average	National
2016-17 (#1)	9.15	1st
-> 2018-19 (??)	9.20	1st
2017-18 (#2)	9.27	2nd
2013-14 (#3)	9.32	7th
2012-13 (#4)	9.43	1st
2014-15 (#5)	9.56	8th
2015-16 (#6)	9.70	6th
2010-11 (#7)	10.03	5th
2009-10 (#8)	10.19	5th
2011-12 (#9)	10.88	17th
2008-09 (#10)	11.49	16th
2007-08 (#11)	12.88	56th

NO NEED TO WHISTLE THE WOLVERINES

- As with turning the ball over, under John Beilein, U-M has continued to rank as one of the best for not committing fouls. In fact, U-M has ranked among the top 15 in eight of Beilein's 12 seasons.
- Under Beilein, U-M was tops in the nation in 2013-14 (14.2) and was second in 2012-13 (12.7).
- Below is a breakdown of U-M's personal foul rankings during the Beilein era:

Season	Average	National
2013-14	14.2	1st
2012-13	12.7	2nd
-> 2018-19	14.1	5th
2009-10	14.6	5th
2015-16	15.5	5th
2016-17	15.1	6th
2014-15	14.2	7th
2007-08	15.1	10th
2008-09	15.3	13th
2011-12	15.6	21st
2017-18	15.7	28th
2010-11	16.8	43rd

LONG-RANGE CONSISTENCY

- With John Beilein's offensive system, the Wolverines have been known for spreading the floor and utilizing the 3-pointer to their advantage.
- In the 2016-17 season, Michigan set a new school record for the second straight season with 361 3-point field goals. Last season, U-M tied that record with another 361 in the 2017-18 campaign and Final Four run.
- U-M has 200-plus triples in 11 seasons under Beilein.
- In fact, U-M has five seasons with 300-plus -- 361 (2016-17), 361 (2017-18), 342 (2015-16), 319 (2013-14) and 305 (2008-09).
- During Beilein's tenure, U-M's 3-point output is among the all-time top 10 list in nine seasons. The only blemish holding Beilein back from holding all 10 spots is U-M's 1997-98 season. That season the Wolverines made 260 total triples, which currently is the eighth best all-time.
- The full list of long range shooting under Beilein are below (U-M ranking):

Season (Rank)	Total	Games
2016-17 (#T1)	361 (9.5)	38 games
2017-18 (#T1)	361 (8.8)	41 games
2015-16 (#3)	342 (9.5)	36 games
2013-14 (#4)	319 (8.4)	37 games
2008-09 (#5)	305 (8.7)	35 games
2012-13 (#6)	296 (7.6)	39 games
2010-11 (#7)	283 (8.1)	35 games
2011-12 (#8)	276 (8.1)	34 games
2014-15 (#9)	250 (7.8)	32 games
2007-08 (#10)	228 (7.1)	32 games
-> 2018-19 (??)	186 (7.7)	24 games

THE NEW SIXTH MAN

- Isaiah Livers has taken over former Wolverine and current NBA two-way player Duncan Robinson's (Miami Heat) role from a season ago as the Sixth Man. Robinson went on to earn U-M's first ever Big Ten Sixth Man of the Year honor and this season Livers is looking to repeat getting the honor for the Maize and Blue.
- What is even more impressive than adjusting to coming off the bench is Livers learning three positions as he actually comes off the bench to play either the three (Charles Matthews), four (Ignas Brazdeikis) or five (Jon Teske) positions for John Beilein.
- Averaging 7.5 points per game, Livers has come off the bench to score in double figures in six games -- after posting three total last season. Livers scored a career-best 17 points -- on 8-for-10 shooting against Binghamton (Dec. 30) to close 2018.
- He is shooting 48.7 percent from the field and has already made 31 3-pointers (43.7%), which passes his entire freshman year total (21).
- He has pulled down 3.9 rebounds per game, including a career-high 10 against Holy Cross (No. 10).

INTERESTING TIDBITS

- Michigan's win at Rutgers improved the Wolverines record to 11-0 all-time against the Scarlet Knights.
- When Michigan held Ohio State to 49 points (Jan. 29, 2019), it marked the first time the Buckeyes scored fewer than 50 points for the first time in 70 years. In fact it was 70 years to the day, as the last time was a 54-48 U-M win on Jan. 29, 1949.
- Michigan's 69-46 win at Indiana (Jan. 25) was just the 15th in team history (15-66) at Assembly Hall. It marked the third time U-M has won back-to-back games in Bloomington. Additionally, the 23-point road win was the largest by U-M in the all-time series passing the 13 point (65-52) win on Jan. 24, 1995 -- almost 24 years to the day.
- When U-M beat Penn State, 68-55 (+13) on Jan. 3, it snapped the Nittany Lions streak of 52 games without a loss by 12 or more points.
- Michigan had all five starters score in double figures at Illinois (Jan. 10) -- Simpson (16), Ignas Brazdeikis (15), Matthews (14), Teske (13), Poole (10). It marked the first time since U-M's game against Central Michigan (Nov. 13, 2017). Prior to the Illinois game, the Wolverines had three games with at least four starters scoring in double figures.

THERE IS NO PLACE LIKE HOME

- Michigan has won its last 21 straight games at Crisler Center, which is currently the third best stretch in program history.
- During a stretch of games spanning two seasons -- 1984-85 to 1985-86 -- the Wolverines posted a program best 24 straight wins. That run topped the previous best mark of 22 straight spanning the 1975-76 and 1976-77 seasons. The stretch included U-M's second only undefeated (14-0) season at Crisler in 1976-77. For record keeping the only other undefeated home season was a 12-0 record set in 1973-74.

Wins	Game Started	Game Ended
24	Ohio State (Jan. 5, 1985)	Iowa (Feb. 15, 1986)
22	Ohio State (Jan. 12, 1976)	Eastern Michigan (Nov. 30, 1977)
> 21	Maryland (Jan. 15, 2018)	???
17	Slippery Rock (Nov. 9, 2012)	Indiana (March 10, 2013)
17	Ball State (Dec. 1, 1964)	Wisconsin (Jan. 29, 1966)

MORE HOME COOKING NOTES

- The Wolverines are 33-1 in their last 34 games at Crisler Center.
- The lone home setback was a 70-69 win by No. 5/7 Purdue (Jan. 9, 2018) after the Boilermakers Isaac Haas made a free throw with four seconds left to defeat the Wolverines in the final seconds.
- Michigan is 45-4 over the last three seasons at Crisler Center. The four losses are to Virginia Tech (73-70, Nov. 30, 2016) in the ACC/Big Ten Challenge; Maryland (77-70, Jan. 7, 2017); Ohio State (70-66, Feb. 4, 2017) and Purdue (70-69, Jan. 9, 2018). The losses combine for just a -3.7 per game average.
- Michigan has 20 straight victories against non-conference opponents at Crisler Center. The last non-conference home loss was a 73-70 setback against Virginia Tech (Nov. 30, 2016) in the ACC/Big Ten Challenge -- three seasons ago.

IT WAS A HISTORIC START

- Michigan opened the 2018-19 season winning 17 straight games producing the best start in U-M's 103 year history as well as tying the record for most consecutive wins.
- Overall it was the fourth time U-M had a perfect start heading into January. In each of those years, the Wolverines have etched some significant stories for the history books ... check out the list below
 - 2018-19, started 17-0, finished ?
 - 2012-13, started 16-0, finished 31-8 and were the national runner-up
 - 1985-86, started 16-0, finished 28-5 and won Big Ten championship
 - 1988-89, started 11-0, finished 30-7 and won the national championship

A RECORD TYING STREAK

- U-M had a 17-game win streak, which tied the program's record for most consecutive wins.
 - The streak equaled the 17-game winning streak recorded in the second half of the 1984-85 season.
 - The Wolverines have produced four different times of winning 15-plus games in a row -- 17 (2x) and 16 (2x).
 - Below is the listing of the top winning streaks in U-M history.
- | Wins | Game Started | Game Ended |
|------|-------------------------------|--------------------------------------|
| > 17 | Norfolk State (Nov. 6, 2018) | at Wisconsin (Jan. 19, 2019) |
| 17 | Purdue (Jan. 12, 1985) | Fairleigh Dickinson (March 15, 1985) |
| 16 | Slippery Rock (Nov. 9, 2012) | Ohio State (Jan. 13, 2013) |
| 16 | Virginia Tech (Nov. 22, 1985) | Purdue (Jan. 11, 1986) |

WHAT AN A-MAIZE-ING 49 WEEKS

- It was nearly a full calendar year -- 49 weeks to be exact. That was what the Wolverines were able to say during an amazing run that allowed them to win 31 games and talk only about a loss in the national title game.
- Before a 64-54 loss at Wisconsin (Jan. 19), U-M's went 31-1, with win streaks of 14 games and 17 games. The lone loss was in the 2018 national championship game against Villanova (April 2, 2018).
- The amazing streak started following a 61-52 loss at Northwestern (Feb. 6, 2018) in the AllState Arena.

Game Notes

- Among U-M's 31 victories, 24 were by double figures, and eight by 20-plus points.
- U-M's 17-0 record marked the second time under John Beilein the Wolverines had a 15-plus game unbeaten streak to start a season.
- The other occurrence was during U-M's 2012-13 campaign, when the Wolverines got off to a then-program-best 16-0 start. That streak was stopped on Jan. 13 -- a 56-53 loss at No. 15 Ohio State when Trey Burke's game-tying three went halfway down and then rattled out. That season, U-M advanced to the national title game, before falling to Louisville.

2018 ... WHAT A GREAT YEAR!

- Michigan went 34-5 (87.2%) during the 2018 calendar year. U-M repeated as Big Ten Tournament champions -- winning four games in four days for a second straight year -- and advanced to its second Final Four and national title game in the last six years.
- The question has been asked is it the best ever? Actually, it is the second time U-M has won 30-or-more games in a calendar year after the Wolverines went 30-3 (90.9%) in 1985. U-M has won 25 games in a calendar year 13 times.
- In the stretch of 39 games, U-M recorded a 14-game winning streak only to have it snapped by Villanova in the national championship. The Wolverines surpassed that streak as they tallied a 17-game winning streak that opened 2018 and stretched into 2019, ending at Wisconsin (Jan. 19) with a 64-54 loss.
- During 2018, the Maize and Blue defeated eight nationally ranked teams -- with five of those among the top 10, including two over rival Michigan State.
- Breaking down the games, U-M went 16-1 in home games and 18-4 in road/neutral games.
- Among the five losses in 2018, three were true road games, three were against top 5 opponents, one was a one-point home loss and one was in the national title game -- No. 5/7 Purdue (L, 70-69; Jan. 9), at Nebraska (L, 72-52; Jan. 18), at No. 3/3 Purdue (L, 92-88; Jan. 25), at Northwestern (L, 61-52; Feb. 6) and vs. No. 2/2 Villanova (L, 79-62; April 2).

A PROGRAM DEFINING MOMENT

- After starting 58-62 three and a half seasons into his U-M coaching career, John Beilein had a tenure changing win at Michigan State, 61-57, on Jan. 27, 2011. After heavy snow cancelled travel the night before, U-M made it to the Breslin Center about an hour before tipoff and used a late Stu Douglass 3-pointer to upset the Spartans -- U-M's first win in East Lansing in 14 years.
- Since that rivalry road win, Beilein's Wolverines have gone 212-83 (72%) and captured two Big Ten regular season titles (2012 & 2104), back-to-back Big Ten Tournament titles (2017, '18), made seven NCAA trips including four Sweet 16s, three Elite Eights, two Final Fours and two title game appearances (2013, '18).

HOW ABOUT SOME BEILEIN TIDBITS

- John Beilein has spent 12 years at Michigan and 41 as a collegiate head coach.
- Beilein's 12 seasons equal Johnny Orr's all-time mark of 12 seasons patrolling the sidelines in Ann Arbor.
- Beilein has never served as an assistant coach during his entire coaching career. However, it should be noted he was an assistant, along with South Carolina's Frank Martin, under Bob McKillop (Davidson) with Team USA at the 2013 World University Games.
- Beilein has 821 collegiate wins over his 41 seasons on the DI and DII sidelines.
 - > 861 career wins, adding three years at Newfane High School (40-15)
 - > 563 wins on the Division I level
 - > 270 wins at U-M -- the program's all-time leader
 - > 122 B1G wins at U-M -- the program's all-time leader; 21st Big Ten coach with 100 in a career
- Michigan's 33 wins in 2017-18 set the program's all-time single season record, passing the prior best of 31 set in 1993 and then again in 2013. That gives John Beilein two of U-M's four 30-win seasons. In fact, he has eight of the 29 total 20-plus win seasons in U-M history.
- As the head coach at Michigan, Beilein has never gone back-to-back years without making a trip to the NCAA Tournament appearance. In fact after taking over in 2007-08, Beilein helped U-M return to the Big Dance in 2009 after an 11-year absence.
- Under Beilein, the Wolverines have advanced to the national title game twice in the last six seasons.
- U-M has had eight trips to the NCAA Tournament under Beilein, reaching the Sweet 16 four times in the last six years, the Elite Eight three times and Final Four twice.
- Did you also know, Beilein has been inducted into five different Halls of Fame -- Le Moynes' Hall of Fame (2004), Erie Community College's Hall of Fame (2008), DeSales Catholic High School Hall of Fame (2013), Wheeling Jesuit's Hall of Fame (2015) and the Basketball Coaches Association of Michigan (BCAM, 2018).

OTHER INTERESTING BEILEIN COACHING FACTS

- U-M is 74-4 under U-M coach John Beilein when scoring 80-or-more points
- The lone four 80-plus point losses were all road games
 - 1: at Maryland (86-82; Feb. 21, 2015)
 - 2: at 2/2 UCLA (102-84; Dec. 10, 2016)
 - 3: at Iowa (86-83 OT; Jan. 1, 2017)
 - 4: at 3/3 Purdue (92-88; Jan. 25, 2018)
- An opponent has reached 90-plus points just four times under Beilein
 - 1: at 6/7 Duke (95-67; Dec. 8, 2007) -- the ninth game into Beilein's U-M tenure
 - 2: at 2/2 UCLA (102-84; Dec. 10, 2016)
 - 3: vs. Oklahoma State (92-91; March 17, 2017) -- NCAA Tournament first round
 - 4: at 3/3 Purdue (92-88; Jan. 25, 2018)
- Michigan has reached 100 points six times under Beilein
 - 1: Oakland (103-87; Dec. 12, 2007)
 - 2: Slippery Rock 100-62; Nov. 9, 2012)
 - 3: Houston Baptist (107-53; Dec. 7, 2013)
 - 4: Charlotte (102-47 Nov. 26, 2015) -- at Battle 4 Atlantis
 - 5: Youngstown State (105-46; Dec. 19, 2015)
 - 6: Chaminade (102-64; Nov. 21, 2017) -- at Maui Jim Maui Invitational
- Michigan is 19-8 in overtime games under Beilein

U-M 1,000 POINT SCORERS UNDER BEILEIN

U-M Head Coach John Beilein has 26 total 1,000 point scorers -- 12 at Michigan; six at Le Moynes; three at Canisius; three at West Virginia -- including son, Patrick (1,001) -- and two at Richmond.

BEILEIN'S MICHIGAN 1,000 POINT SCORERS (12)

Manny Harris (2008-10)	1,668
Zak Irvin (2014-17)	1,610
DeShawn Sims (2008-10)	1,584
Tim Hardaway Jr. (2011-13)	1,532
Derrick Walton Jr. (2014-17)	1,471
Muhammad-Ali Abdur-Rahkman (2015-18)	1,314
Trey Burke (2012-13)	1,231
Moritz Wagner (2016-18)	1,114
Zack Novak (2009-12)	1,082
Duncan Robinson (2015-18)	1,072
Caris LeVert (2013-16)	1,070
Nik Stauskas (2013-14)	1,060

BEILEIN'S CAREER 1,000 POINT SCORERS

Len Rauch, Le Moynes (1988-91)	1,876
Michael Meeks, Canisius (1993-96)	1,827
Kevin Pittsnogle, West Virginia (2003-06)	1,708
Manny Harris, Michigan (2008-10)	1,668
Zak Irvin, Michigan (2014-17)	1,610
Darrell Barley, Canisius (1993-96)	1,587
DeShawn Sims, Michigan (2008-10)	1,584
Tim Hardaway Jr., Michigan (2011-13)	1,532
Craig Wise, Canisius (1993-95)	1,481
Derrick Walton Jr., Michigan (2014-17)	1,471
Scott Hicks, Le Moynes (1985-88)	1,470
Peter Jerebko, Le Moynes (1985-88)	1,384
Muhammad-Ali Abdur-Rahkman (2015-18)	1,313
James Henderson, Le Moynes (1984-87)	1,272
Trey Burke, Michigan (2012-13)	1,231
Tom Herhusky, Le Moynes (1990-92)	1,196
Greg Stevenson, Richmond (2000-01)	1,125
Moritz Wagner (2016-18)	1,114
Reggie Brown, Richmond (2000-02)	1,113
Zack Novak, Michigan (2009-12)	1,082
Duncan Robinson (2015-18)	1,072
Caris LeVert, Michigan (2013-16)	1,070
Johannes Herber, West Virginia (2003-06)	1,069
Nik Stauskas, Michigan (2013-14)	1,060
Russell Barnes, Le Moynes (1987-90)	1,052
Patrick Beilein, West Virginia (2003-06)	1,001

ACTIVE COACHES UNDER BEILEIN

U-M Head Coach John Beilein has 16 former assistants or staffers coaching on the college and prep level.

BEILEIN COACHING TREE (16)

- Patrick Beilein: Le Moynes (2015-present)
- Kevin Broderick: Nazareth College (2009-present)
- Matt Brown: State Fair Community College (2017-present)
- Jerry Dunn: Tuskegee University (2014-present)
- Mike Jones: Radford (2011-present)
- LaVall Jordan: Butler (2017-present)
- C.J. Lee: Wesleyan Christian Academy (2018-present)
- Mike MacDonald: Daemen College (2014-present)
- John Mahoney: IMG Academy (2012-present)
- Joe Mazzulla: Fairmont State (2017-present)
- Jeff Neubauer: Fordham (2015-present)
- Dave Niland: Penn State Behrend (1993-present)
- Waleed Samaha: A2 Huron Girl's Basketball (2018-present)
- Phil Seymore: Fredonia State (2013-present)
- Zach Spiker: Drexel (2016-present)
- Reggie Witherspoon: Canisius (2016-present)

Wolverine Standout Performances

20-PLUS POINT GAMES

Charles Matthews	10 (9-1)
20 North Florida (11/11/2017)	W, 86-66
28 vs. LSU (11/20/2017)	L, 77-75
22 vs. Chaminade (11/21/2017)	W, 102-64
20 UCLA (12/9/2017)	W, 78-69 ot
20 vs. Detroit Mercy (12/16/2017)	W, 90-58
31 Alabama A&M (12/21/2017)	W, 97-47
20 vs. Montana (3/15/2018)	W, 61-47
20 Holy Cross (11/10/2018)	W, 56-37
25 vs. George Washington (11/17/2018)	W, 86-61
21 North Carolina (11/28/2018)	W, 84-67
25 Western Michigan (12/15/2018)	W, 70-62

Zavier Simpson	1 (1-0)
24 Northwestern (1/13/2019)	W, 80-60

Jordan Poole	3 (3-0)
22 vs. George Washington (11/17/2018)	W, 84-61
21 Purdue (12/1/2018)	W, 76-57
26 South Carolina (12/8/2018)	W, 89-78

Ignas Brazdeikis	7 (7-0)
22 vs. Providence (11/18/2018)	W, 66-47
20 Chattanooga (11/23/2018)	W, 83-55
24 #11/13 North Carolina (11/28/2018)	W, 84-67
23 at Northwestern (12/4/2018)	W, 62-60
21 Binghamton (12/30/2018)	W, 74-52
20 at Indiana (1/25/19)	W, 69-46
23 at Rutgers (2/5/19)	W, 77-65

30-PLUS POINT GAMES

Charles Matthews	1 (1-0)
31 Alabama A&M (12/21/2017)	W, 97-47

10-PLUS REBOUND GAMES

Charles Matthews	5 (5-0)
10 vs. Chaminade (11/21/2017)	W, 102-64
11 Minnesota (2/3/2018)	W, 76-73 ot
11 vs. Montana (3/15/2018)	W, 61-47
10 Western Michigan (12/15/2018)	W, 70-62
11 at Indiana (1/25/19)	W, 69-46

Zavier Simpson	3 (2-1)
11 vs. George Washington (11/17/2018)	W, 84-61
10 at Wisconsin (1/19/2019)	L, 64-54
10 Ohio State (1/29/2019)	W, 65-49

Jon Teske	7 (7-0)
11 Southern Miss (11/16/2017)	W, 61-47
10 vs. Detroit Mercy (12/16/2017)	W, 90-58
12 Chattanooga (11/23/2018)	W, 83-55
10 at Northwestern (12/4/2018)	W, 62-60
11 at Illinois (1/10/2019)	W, 79-69
11 Northwestern (1/13/2019)	W, 80-60
12 Wisconsin (2/9/2019)	W, 61-52

Isaiah Livers	1 (1-0)
10 Holy Cross (11/10/2018)	W, 56-37

Ignas Brazdeikis	2 (2-0)
11 Penn State (1/3/2018)	W, 68-55
11 Minnesota (1/22/2019)	W, 59-57

10-PLUS ASSIST GAMES

Charles Matthews	1 (1-0)
12 UC Riverside (11/26/2017)	W, 87-42

Zavier Simpson	2 (2-0)
10 Binghamton (12/30/2018)	W, 74-52
12 Ohio State (1/29/2019)	W, 65-49

DOUBLE-DOUBLES

Charles Matthews	5 (5-0)
22P, 10R, vs. Chaminade (11/21/2017)	W, 102-64
17P, 12A, UC Riverside (11/26/2017)	W, 87-42
13P, 11R, Minnesota (2/3/2018)	W, 76-73 ot
20P, 11R, vs. Montana (3/15/2018)	W, 61-47
25P, 10R, Western Michigan (12/15/2018)	W, 70-62
10P, 11R, at Indiana (1/25/19)	W, 69-46

Zavier Simpson	2 (1-1)
14P, 11R, vs. George Washington (11/17/2018)	W, 84-61
11P, 10R at Wisconsin (1/19/2019)	L, 64-54

Jon Teske	4 (4-0)
10P, 11R, Southern Miss (11/16/2017)	W, 61-47
15P, 10R, vs. Detroit Mercy (12/16/2017)	W, 90-58
13P, 11R, at Illinois (1/1/2019)	W, 79-69
17P, 12R, Wisconsin (2/9/2019)	W, 61-52

Ignas Brazdeikis	2 (2-0)
16P, 11R, Penn State (1/3/2019)	W, 68-55
18P, 11R, Minnesota (1/22/2019)	W, 59-57

TRIPLE-DOUBLES

Zavier Simpson	1 (1-0)
11P, 10R, 12A, Ohio State (1/29/2019)	W, 65-49

Big Ten Standings (as of Feb. 10, 2019)

MICHIGAN	W-L	PCT	PF	PA	W-L	PCT	PF	PA	H	A	N	Last 10	Streak
	11-2	.846	67.9	59.3	22-2	.917	70.7	57.1	15-0	5-2	2-0	8-2	W2
Purdue	10-2	.833	76.0	68.1	17-6	.739	78.8	68.4	12-0	3-4	2-2	9-1	W8
Michigan State	10-3	.769	76.5	65.7	19-5	.792	81.9	67.0	11-1	6-4	2-0	7-3	W1
Maryland	9-4	.692	68.4	64.0	18-6	.750	73.8	64.9	12-2	5-3	1-1	7-3	W1
Wisconsin	9-4	.692	64.7	59.5	17-7	.708	70.6	61.0	9-2	6-4	2-1	7-3	L1
Iowa	8-5	.615	77.8	76.5	19-5	.792	81.6	73.1	13-2	3-3	3-0	8-2	W3
Ohio State	6-6	.500	67.3	67.6	16-7	.696	72.4	64.8	10-4	4-3	2-0	4-6	W3
Minnesota	6-7	.462	68.8	73.0	16-8	.667	72.6	70.0	11-2	1-6	4-0	4-6	L3
Illinois	5-8	.385	73.5	76.3	9-15	.375	74.9	75.6	8-4	0-6	1-5	5-5	W3
Indiana	4-9	.308	63.2	68.9	13-11	.542	71.5	66.7	10-4	2-7	1-0	1-9	L2
Rutgers	4-9	.308	66.6	74.3	11-12	.478	68.0	68.5	9-5	2-7	0-0	4-6	L3
Northwestern	3-9	.250	61.6	68.7	12-11	.522	68.2	65.0	9-4	1-6	2-1	3-7	L4
Nebraska	3-10	.231	66.2	70.5	13-11	.542	72.9	63.5	9-4	2-6	2-1	2-8	L7
Penn State	1-11	.083	64.4	71.1	8-15	.348	68.1	68.9	5-6	2-7	1-2	1-9	L1

2019 Seedings (as of Feb. 10)

- Michigan
- Purdue
- Michigan State
- Maryland
- Wisconsin
- Iowa
- Ohio State
- Minnesota
- Illinois
- Rutgers
- Indiana
- Northwestern
- Nebraska
- Penn State

FEBRUARY

Feb. 12	Purdue at Maryland	6:30 PM	BTN
	Michigan State at Wisconsin	7:00 PM	ESPN/2
	Michigan at Penn State	8:30 PM	BTN
Feb. 13	Rutgers at Northwestern	7:00 PM	BTN
	Minnesota at Nebraska	9:00 PM	BTN
Feb. 16	Maryland at Michigan	12:00 PM	FOX
	Indiana at Minnesota	2:00 PM	ESPN/2
	Penn State at Purdue	4:00 PM	BTN
	Iowa at Rutgers	6:00 PM	FS1
	Northwestern at Nebraska	8:30 PM	BTN
Feb. 17	Ohio State at Michigan State	1:00 PM	CBS
Feb. 18	Illinois at Wisconsin	8:00 PM	FS1
Feb. 19	Purdue at Indiana	7:00 PM	ESPN/2
	Nebraska at Penn State	7:00 PM	FS1
	Iowa at Maryland	8:00 PM	BTN
Feb. 20	Rutgers at Michigan State	6:30 PM	BTN
	Northwestern at Ohio State	8:30 PM	BTN
Feb. 21	Michigan at Minnesota	7:00 PM	ESPN/2

MARCH

March 2	Michigan State at Indiana	12:00 PM	FOX
	Penn State at Wisconsin	1:00 PM	BTN
	Ohio State at Purdue	2:00 PM	ESPN/2
	Rutgers at Iowa	5:00 PM	BTN
March 3	Michigan at Maryland	3:45 PM	CBS
	Northwestern at Illinois	6:30 PM	BTN
March 5	Nebraska at Michigan State	7:00 PM	ESPN/2
	Purdue at Minnesota	8:00 PM	BTN
March 6	Penn State at Rutgers	7:00 PM	BTN
	Ohio State at Northwestern	9:00 PM	BTN
March 7	Iowa at Wisconsin	7:00 PM	ESPN/2
	Indiana at Illinois	8:00 PM	FS1
March 8	Minnesota at Maryland	6:30 PM	FS1
March 9	Michigan at Michigan State	TBA	ESPN/2
	Purdue at Northwestern	2:30 PM	BTN
March 10	Rutgers at Indiana	12:00 PM	BTN
	Illinois at Penn State	12:00 PM	FS1
	Iowa at Nebraska	2:00 PM	BTN
	Wisconsin at Ohio State	4:30 PM	CBS

Michigan Basketball: 2018-19

Overall	22-2	Big Ten	11-2
Home	15-0	Home	7-0
Road	5-2	Road	4-2
Neutral	2-0	Neutral	0-0

Preseason			Michigan	Opponent	Michigan	Opponent	Michigan	
Date	Opponent	Result	High Scorer	High Scorer	High Rebounder	High Rebounder	High Assists	Crowd
N2	NORTHWOOD (EXH.)	W, 90-58	C. Matthews (15)	T. McBride (16)	two with (6; CM, IL)	J. Lewis (3)	two with (8; ZS, JP)	11,748

Regular Season			Michigan	Opponent	Michigan	Opponent	Michigan	
Date	Opponent	Result	High Scorer	High Scorer	High Rebounder	High Rebounder	High Assists	Crowd
N6	NORFOLK STATE (1)	W, 63-44	J. Teske (13)	Thomas (9)	two with (8; JT, IL)	three with (5; AB, JB, NT)	Z. Simpson (5)	10,109
N10	HOLY CROSS (1)	W, 56-37	C. Matthews (20)	C. Neigo (13)	I. Livers (10)	M. Faw (6)	Z. Simpson (7)	12,355
N14	at #8/8 Villanova (2)	W, 73-46	C. Matthews (19)	E. Paschall (10)	I. Brazdeikis (7)	E. Paschall (6)	Z. Simpson (6)	6,501
N17	vs. George Washington (3)	W, 84-61	C. Matthews (25)	DJ Williams (16)	Simpson (11)	A. Toro (9)	Z. Simpson (8)	7,231
N18	Providence (3)	W, 66-47	I. Brazdeikis (22)	two with (10; AD, NW)	I. Brazdeikis (7)	A. Diallo (7)	Z. Simpson (8)	6,825
N23	CHATTANOOGA	W, 83-55	I. Brazdeikis (20)	K. Easley (22)	J. Teske (12)	K. Easley (7)	C. Matthews (3)	12,010
N28	#11/13 NORTH CAROLINA (4)	W, 84-67	I. Brazdeikis (24)	C. White (12)	C. Matthews (7)	L. Maye (15)	Z. Simpson (6)	12,707*
D1	#19/18 PURDUE+	W, 76-57	J. Poole (21)	C. Edwards (19)	J. Teske (8)	C. Edwards (6)	Z. Simpson (7)	12,707*
D4	at Northwestern+	W, 62-60	I. Brazdeikis (23)	D. Pardon (20)	J. Teske (10)	V. Law (7)	Z. Simpson (5)	7,039*
D8	SOUTH CAROLINA	W, 89-78	J. Poole (26)	C. Silva (18)	J. Teske (9)	C. Silva (12)	Z. Simpson (7)	12,707*
D15	WESTERN MICHIGAN	W, 70-62	C. Matthews (25)	M. Flowers (31)	C. Matthews (10)	S. Dugan (8)	Z. Simpson (3)	12,707*
D22	AIR FORCE	W, 71-50	I. Brazdeikis (19)	L. Scottie (16)	C. Matthews (7)	R. Swan (5)	Z. Simpson (7)	12,707*
D30	BINGHAMTON	W, 74-52	I. Brazdeikis (21)	C. Barnard (14)	Z. Simpson (9)	J.C. Show (7)	Z. Simpson (10)	12,707*
J3	PENN STATE+	W, 68-55	J. Poole (17)	M. Watkins (19)	I. Brazdeikis (11)	M. Watkins (12)	Z. Simpson (5)	12,707*
J6	#21/22 INDIANA +	W, 74-63	two with (18; JP, CM)	J. Morgan (25)	B. Johns Jr. (8)	J. Smith (9)	Z. Simpson (3)	12,707*
J10	at Illinois+	W, 79-69	Z. Simpson (16)	A. Dosunmu (23)	J. Teske (13)	A. Dosunmu (7)	Z. Simpson (8)	10,770
J13	NORTHWESTERN+	W, 80-60	Z. Simpson (24)	D. Pardon (20)	J. Teske (11)	A. Gaines (10)	Z. Simpson (4)	12,707*
J19	at Wisconsin+	L, 64-54	J. Teske (15)	E. Happ (26)	Z. Simpson (10)	E. Happ (10)	Z. Simpson (6)	17,287*
J22	MINNESOTA+	W, 59-57	I. Brazdeikis (18)	J. Murphy (15)	I. Brazdeikis (11)	J. Murphy (11)	three with (2; IB, EB, JP)	12,707*
J25	at Indiana+	W, 69-46	I. Brazdeikis (20)	J. Morgan (16)	C. Matthews (11)	J. Morgan (12)	Z. Simpson (5)	17,222*
J29	OHIO STATE+	W, 65-49	J. Poole (15)	K. Wesson (12)	Z. Simpson (10)	C.J. Jackson (8)	Z. Simpson (12)	12,707*
F1	at #nr/25 Iowa+	L, 74-59	two with (16; IB, JP)	L. Garza (19)	two with (8; ZS, JT)	R. Kriener (10)	Z. Simpson (7)	15,056
F5	at Rutgers+	W, 77-65	I. Brazdeikis (23)	E. Omoruyi (21)	I. Brazdeikis (6)	G. Baker (8)	Z. Simpson (7)	8,000*
F9	#19/19 WISCONSIN+	W, 61-52	J. Teske (17)	E. Happ (18)	J. Teske (12)	E. Happ (11)	Z. Simpson (5)	12,707*
F12	at Penn State+							
F16	#24/25 MARYLAND+							
F21	at Minnesota+							
F24	MICHIGAN STATE+							
F28	NEBRASKA+							
M3	at Maryland+							
M9	at Michigan State+							

2019 Big Ten Tournament			Michigan	Opponent	Michigan	Opponent	Michigan	
Date	Opponent	Result	High Scorer	High Scorer	High Rebounder	High Rebounder	High Assists	Crowd
M13	BTT First Round							
M14	BTT Second Round							
M15	BTT Quarterfinal							
M16	BTT Semifinal							
M17	BTT Championship							

2019 NCAA Tournament			Michigan	Opponent	Michigan	Opponent	Michigan	
Date	Opponent	Result	High Scorer	High Scorer	High Rebounder	High Rebounder	High Assists	Crowd
M19-20	NCAA First Four							
M21-24	NCAA First & Second Round							
M28-3	NCAA Sweet 16 & Elite Eight							
A6	NCAA Final Four							
A8	NCAA Championship							

* sell out

2018-19 Overall Attendance			
Site	Games	Total	Average
Home	15	186,958	12,464
Away	7	81,875	11,696
Neutral	2	14,056	7,028
Totals	24	282,889	11,787

2018-19 Big Ten Attendance			
Site	Games	Total	Average
Home	7	88,949	12,707
Away	5	75,374	15,075
Neutral	0	0	0
Totals	12	164,323	13,694

Michigan Basketball By the Numbers	
Seasons of Men's Basketball	103rd
Total Games	2647 (2477*)
Overall Record	1609-1038 (1496-981*)
20-Win Seasons	30 (9 with Beilein)
30-Win Seasons	4 (2 with Beilein)
Overtime Games	113 (71-42)
Michigan 100-Point Games	106 (101-5)

Game-By-Game Breakdown: 2018-19

EXH1: Northwood | W, 90-58

Nov. 2, 2018 | Ann Arbor, Mich. | Crisler Center
Michigan rolled to a 90-58 victory over Northwood at Crisler Center in the Wolverines' lone exhibition game this season. Michigan was led by a game-high 15 points from Charles Matthews and 13 points by Ignas Brazdeikis. All five starters scored in double figures, with Zavier Simpson and Jordan Poole adding 12 points and eight assists each, and Jon Teske contributing 11 for the Wolverines. Isaiah Livers came off the bench for 10 points and six rebounds. Michigan's starters combined for 61 of the Wolverines' 90 points and, overall, 14 players saw game action in the win, with 12 scoring.

GAME 1: Norfolk State | W, 63-44

Basketball Hall of Fame Tip-Off
Nov. 6, 2018 | Ann Arbor, Mich. | Crisler Center
Michigan delivered John Beilein his 800th career victory as the Wolverines used an 11-0 run over the first seven and a half minutes of the game and never looked back going on to a 63-44 victory over Norfolk State. U-M had three players reach double digits: Jon Teske finished with a team-high 13 points, Ignas Brazdeikis scored 12 in his Michigan debut and Charles Matthews added 10 points. Eli Brooks scored eight points, dished out four assists and pulled down two rebounds, while Isaiah Livers notched eight points, tied the team high with eight rebounds. In all, 13 Wolverines saw action with five freshmen making their Michigan debuts. The U-M defense forced 13 turnovers while allowing the Spartans to shoot just 30.5 percent (18-of-59) from the floor.

GAME 2: Holy Cross | W, 56-37

Basketball Hall of Fame Tip-Off
Nov. 10, 2018 | Ann Arbor, Mich. | Crisler Center
Ignas Brazdeikis scored 15 points to start the second half helping spark Michigan to a 56-37 victory over Holy Cross. After trailing 24-18 at the break, U-M netted 38 points in the second half and kept the Crusaders to just 13 as the Wolverines rebounded for the victory. Brazdeikis paced the Wolverine offense with 19 points and collected seven rebounds, three assists and one steal. Charles Matthews scored 20 points, while Zavier Simpson dished out seven assists and had four rebounds. Isaiah Livers came off the bench and led the Wolverines with 10 rebounds -- the first double-digit performance of his career.

GAME 3: at #8/8 Villanova | W, 73-46

Gavitt Games - Big East vs. Big Ten
Nov. 14, 2018 | Villanova, Pa. | Finnaner Pavilion
Michigan scored off the opening tipoff and never looked back in a 73-46 victory over No. 8 Villanova in the Wolverines' first road contest of the season. The Michigan defense forced 21 turnovers, scored 25 points off Wildcat miscues and blocked six shots to help keep Villanova to just 31.8 percent shooting (14-for-44) while shooting 51 percent (28-for-55) on the other end. Charles Matthews led the Wolverines for the second straight game, scoring 19 points, grabbing four rebounds and blocking three shots. Ignas Brazdeikis recorded his third consecutive game with double-digit points (18) and grabbed a team-high seven rebounds. Zavier Simpson was a big playmaker for the Maize and Blue, with nine points, six assists and five steals.

GAME 4: vs. George Washington | W, 84-61

Basketball Hall of Fame Tip-Off
Nov. 17, 2018 | Uncasville, Conn. | Mohegan Sun Arena
Michigan found its rhythm in the second half and en route to an 84-61 victory over George Washington. Michigan made 15 three-pointers and shot 50 percent both from beyond the arc as well as from the floor (31-for-62) while dishing out 20 assists. Jordan Poole logged the first 20-point game of his career, scoring 22 points and draining five three-pointers, while Zavier Simpson nearly recorded a triple double-double with 14 points, 11 rebounds and eight assists. Charles Matthews led U-M with a team-high 25 points.

GAME 5: vs. Providence | W, 66-47

Basketball Hall of Fame Tip-Off
Nov. 18, 2018 | Uncasville, Conn. | Mohegan Sun Arena
Behind 20 points from Ignas Brazdeikis and another 17 from Jon Teske, Michigan defeated Providence, 66-47 to win the 2018 Naismith Hall of Fame Tipoff Tournament Championship. The Wolverines led from start to finish and used a 14-2 run to end the first half and pulled away from the Friars for their fifth straight win of the season. Charles Matthews and Zavier Simpson were named to the All-Tournament team.

GAME 6: Chattanooga | W, 83-55

Nov. 23, 2018 | Ann Arbor, Mich. | Crisler Center
Michigan cruised to an 83-55 victory over Chattanooga at Crisler Center in a post-Thanksgiving tilt on Black Friday. Ignas Brazdeikis led the Wolverines, posting his second straight 20 point game after going 6-for-10 from the field, including two long range buckets, and 6-of-7 from the free-throw line. Adding double-digit afternoons were Jordan Poole and Isaiah Livers, who chipped in 14 and 12 points, respectively. With two three-pointers apiece, the duo produced half of U-M's eight on the day. On the boards, Jon Teske grabbed 12 rebounds while adding seven points and a team-best three steals.

GAME 7: #11/13 North Carolina | W, 84-67

ACC/Big Ten Challenge
Nov. 28, 2018 | Ann Arbor, Mich. | Crisler Center
With an electric atmosphere from a sold out crowd that filled Crisler Center, Michigan put together a stifling defensive performance to earn an 84-67 victory over #11/13 North Carolina in the ACC/Big Ten Challenge. As a team, Michigan kept the Tar Heels -- who were averaging 96.6 points per game -- to a season-low point total on 39.4 percent shooting (26-of-66). U-M forced 10 UNC turnovers which led to 18 points, and the Wolverines blocked six shots on the night -- led by Jon Teske's five. Ignas Brazdeikis scored 24 points for his third straight 20-point performance while Charles Matthews added 21 points. Jordan Poole poured in 18 points, 15 of which came courtesy of 5-of-8 shooting from beyond the arc.

GAME 8: #19/18 Purdue | W, 76-57

Dec. 1, 2018 | Ann Arbor, Mich. | Crisler Center
Michigan knocked off its second ranked opponent of the week when it defeated No. 19/18 Purdue to open its Big Ten Conference season at Crisler Center. The Wolverines were led by Jordan Poole, who notched his second 20-point game with 21 on the afternoon, while Jon Teske, Ignas Brazdeikis and Zavier Simpson all reached double digits with 17, 12, and 10 points, respectively. U-M kept Purdue to just 35.5 percent shooting from the floor to mark the eighth consecutive game in which it kept its opponent under 40 percent shooting. On the boards, Teske grabbed eight rebounds, while Simpson had seven assists in the game.

GAME 9: at Northwestern | W, 62-60

Dec. 4, 2018 | Evanston, Ill. | Welsh-Ryan Arena
Jordan Poole slammed down a huge dunk with just under two minutes on the clock that proved to be the difference as Michigan earned a 62-60 victory at Northwestern in its first Big Ten road game. On the game's final possession, the Wolverines locked in on defense and forced a long-range 3-pointer from the Wildcats that fell short. Ignas Brazdeikis led U-M with 23 points on the night to mark his fourth 20-point performance, while Jon Teske pulled down a team-best 10 rebounds to mark his second 10-point rebound performance this season. Poole and Zavier Simpson also had double-digit efforts with 15 and 10 points, respectively.

GAME 10: South Carolina | W, 89-78

Dec. 8, 2018 | Ann Arbor, Mich. | Crisler Center
With the third straight sellout in Crisler Center, the Wolverines earned their 10th win of the season with an 11-point victory, 89-78, over South Carolina. Jordan Poole made a

splash, scoring 26 points, including four 3-pointers, while four other Wolverines earned double-digit nights as well. Ignas Brazdeikis poured in 11 free throws and scored 17 against the Gamecocks, while Jon Teske netted 15 and both Charles Matthews and Isaiah Livers scored 12 points for the Maize and Blue. Teske was just one rebound shy of a double-double, grabbing nine on the night, while Zavier Simpson dished out seven assists.

GAME 11: Western Michigan | W, 70-62

Dec. 15, 2018 | Ann Arbor, Mich. | Crisler Center
Charles Matthews' career day paced Michigan to an eight-point, 70-62, victory in front of its fourth straight sell out crowd at Crisler Center. Matthews posted his fifth career double-double with 25 points and 10 rebounds, while also making 11 shots from the charity stripe. Also posting double-digit points for the Wolverines were Zavier Simpson with 15 and Jordan Poole with 14. Matthews scored the final four points of the half for the Maize and Blue, grabbing a steal and a dunk on the opposite end before finishing on a fastbreak layup to allow the Wolverines to go up 30-28. Michigan would never relinquish the lead, going up as many as 12 points in the second half against WMU.

GAME 12: Air Force | W, 71-50

Dec. 22, 2018 | Ann Arbor, Mich. | Crisler Center
The Wolverines continued their perfect season, defeating Air Force 71-50 at Crisler Center behind 19 points from Ignas Brazdeikis and 17 points from Charles Matthews. Matthews also grabbed seven rebounds. After a slow offensive start, it was the defense that proved to be the key to the game for U-M as it forced Air Force into 20 turnovers and turned it into 17 points. Jordan Poole and Isaiah Livers also had double-figure nights as both scored 11 points while Zavier Simpson recorded his 10th game with five-or-more assists, dishing out seven.

GAME 13: Binghamton | W, 74-52

Dec. 30, 2018 | Ann Arbor, Mich. | Crisler Center
The Wolverines closed out the 2018 calendar year with a 74-52 victory over Binghamton at Crisler Center to bring its 2018 overall record to 34-5. Furthermore, Michigan is one of just four undefeated teams remaining in the country. The Wolverines were led by Ignas Brazdeikis, who recorded his fifth 20-point game with 21 against the Bearcats, while Jordan Poole poured in 18 points with a career-high six 3-pointers. Isaiah Livers was the final double-digit scorer for Michigan with 17 points against Binghamton. Zavier Simpson had a highlight game with a career-best 10 assists, while also pulling down nine rebounds for the Maize and Blue.

GAME 14: Penn State | W, 68-55

Jan. 3, 2019 | Ann Arbor, Mich. | Crisler Center
In its first game of the new year, Michigan came away with a 68-55 Big Ten victory over Penn State to maintain a perfect 14-0 overall record and improve to 3-0 in conference action. Ignas Brazdeikis recorded his first career double-double with 16 points and 11 rebounds in the contest, while Jordan Poole notched his 10th double-digit scoring effort of the season, scoring a team-best 17 points against the Nittany Lions. Also scoring double-digits for U-M was Charles Matthews. As a team, Michigan forced Penn State into 18 turnovers which turned into 20 points for the Maize and Blue in the defensive battle. Michigan also notched eight steals and had six blocks on the evening against the Nittany Lions.

GAME 15: #21/22 Indiana | W, 74-63

Jan. 6, 2019 | Ann Arbor, Mich. | Crisler Center
Michigan earned its fourth victory over a ranked opponent this season as it defeated No. 21/22 Indiana for its 15th win of the season, becoming just one of three teams to remain undefeated in 2018-19. The Wolverines led wire-to-wire as they were led by 18 points apiece from Jordan Poole and Charles Matthews. Zavier Simpson and

Game-By-Game Breakdown: 2018-19

Ignas Brazdeikis added 12 and 10 points, respectively. Brandon Johns Jr. provided a spark off the bench for U-M, playing just 13 minutes scoring a career-high eight points and pulling down a career-best eight rebounds, while also adding one block. As a team, the Wolverines tied a season-best 44 points in the first half, while committing just three turnovers on the night against the Hoosiers.

GAME 16: at Illinois | W, 79-69

Jan. 10, 2019 | Champaign, Ill. | State Farm Center
Michigan tied a program-best 16-0 start to its season when it defeated Illinois on the road at the State Farm Center. The Wolverines tied the start from both the 2012-13 and 1985-86 campaigns when both teams started 16-0. Michigan was led by a season-best 16 points from Zavier Simpson as all five starters hit double-digit scoring for the first time since Nov. 13, 2017 against Central Michigan. Jon Teske recorded his third career double-double and first of the 2019 campaign with 13 points and 11 rebounds, while also blocking four shots and dishing out four assists. Ignas Brazdeikis added 15 points for U-M, Charles Matthews had 14 and Jordan Poole capped it off with 10. Simpson also recorded his 13th game this season with five-or-more assists, handing out five against the Fighting Illini.

GAME 17: Northwestern | W, 80-60

Jan. 13, 2019 | Ann Arbor, Mich. | Crisler Center
Michigan notched a program-best 17-0 start to the 2018-19 season after defeating Northwestern 80-60 at Crisler Center. Zavier Simpson had a standout game for the Wolverines, scoring a career-best 24 points behind a career-high five 3-pointers. He also dished out four assists and grabbed five rebounds while not committing a turnover in 34 minutes on the floor. Also continuing to lead the Wolverines under the hoop was Jon Teske, who posted his second straight double-double, scoring 17 points and grabbing 11 rebounds, while blocking two shots and adding three steals. Finally, Charles Matthews scored 13 and Ignas Brazdeikis added 11 to the U-M scoring. Defensively, Michigan forced Northwestern into 13 turnovers and had 10 steals against the Wildcats.

GAME 18: at Wisconsin | L, 64-54

Jan. 19, 2019 | Madison, Wis. | Kohl Center
The Wolverines took their first loss of the 2018-19 season, falling 64-54 to Wisconsin at the Kohl Center. Neither team was able to gain a significant lead until the final minutes when the Badgers secured the 10-point victory. Zavier Simpson notched his second career double-double with 10 points and 11 rebounds, while dishing out five-or-more assists for the 14th time this season with six helpers. Jon Teske led the Wolverines with 15 points on the afternoon and added seven rebounds and four blocks. Also notching double-digit scoring for U-M was Jordan Poole, who added 14 points. Michigan shot just 40.7 percent from the floor and was unable to come away with the victory.

GAME 19: Minnesota | W, 59-57

Jan. 22, 2019 | Ann Arbor, Mich. | Crisler Center
With less than a second on the clock Charles Matthews grabbed the ball and took a shot from the baseline that swished into the net and allowed Michigan to earn the 59-57 buzzer-beater victory over Minnesota. Matthews ended the night with seven points, while Ignas Brazdeikis scored a team-best 18 points and tied a career-high 11 rebounds against the Golden Gophers. Jon Teske also had a big game for the Maize and Blue, going 7-for-8 from the floor to score 15 points, while adding five rebounds and three blocks. Minnesota used a small run at the end of the game to knot it up at 57-57 before Michigan called a timeout to draw up the final play of the game. Simpson held the ball before giving to Brazdeikis, who drove and missed the shot. Brazdeikis tipped the rebound out to Matthews, who drained the winning shot for the Wolverines.

GAME 20: at Indiana | W, 69-46

Jan. 25, 2019 | Bloomington, Ind. | Assembly Hall
Michigan jumped out to a fast 17-0 lead en route to its largest victory over Indiana in the history of the two programs as the Wolverines went on to take a 69-46 victory in Bloomington. U-M kept the Hoosiers to just 20 percent shooting in the first half of play and 18 points, while the Wolverines forced Indiana into nine turnovers overall. Ignas Brazdeikis led Michigan with 20 points, while Charles Matthews recorded his fifth career double-double with 10 points and a team-best 11 rebounds. Zavier Simpson and Jon Teske also had double-digit scoring efforts with 12 and 11 points, respectively against the Hoosiers.

GAME 21: Ohio State | W, 65-49

Jan. 29, 2019 | Ann Arbor, Mich. | Crisler Center
For the first time in 70 years to the day, the Michigan men's basketball team kept Ohio State under 50 points, earning a 65-49 victory behind the sixth triple-double in U-M men's basketball history. Zavier Simpson not only appeared in his 100th career game, but also recorded just the sixth triple-double in U-M history with 11 points, 10 rebounds and a career-best 12 assists. Head coach John Beilein also etched his name in the record book yet again, tying Johnny Orr's Big Ten wins with his 120th victory in B1G play. Four Michigan players notched double-digit scoring in the balanced offensive attack with Jordan Poole scoring a team-best 15 points, while Ignas Brazdeikis added 14, Isaiah Livers netted 12 and Simpson had 11. Finally, Michigan forced Ohio State into 19 miscues on the day and had 11 steals on the defensive end of the ball.

GAME 22: at #nr/25 Iowa | L, 74-59

Feb. 1, 2019 | Iowa City, Iowa | Carver-Hawkeye Arena
After exchanging baskets to start the game, Iowa pulled away on the Michigan men's basketball team and it was never to close the gap for the win as it fell 74-59 on the road to the Hawkeyes. Early foul trouble plagued the Wolverines as they ended up with 20 on the night in Iowa. Ignas Brazdeikis and Jordan Poole led U-M with 16 points each, while Zavier Simpson added 10. Simpson also produced his 17th game this season with five-or-more assists, dishing out seven on the night, while pulling down eight rebounds to tie a team-best with Jon Teske.

GAME 23: at Rutgers | W, 77-65

Feb. 5, 2019 | Piscataway, N.J. | The RAC
Ignas Brazdeikis scored 23 points, 15 coming on a career-high five three-pointers, to lead Michigan to a 77-65 victory over Rutgers on Tuesday night (Feb. 5) at the RAC. With the win, head coach John Beilein – on his birthday – earned his 121st Big Ten victory at Michigan to become the program leader in that category. He passed Johnny Orr, who recorded 120 Big Ten Conference wins during his 11-year career (1969-1980). Brazdeikis' 23 points were a game high, while Jordan Poole netted 15 points, Zavier Simpson scored 14 and Charles Matthews added 11. Simpson notched his 18th game with five assists or more, dishing out seven and grabbing seven rebounds.

GAME 24: #19/19 Wisconsin | W, 61-52

Feb. 9, 2019 | Ann Arbor, Mich. | Crisler Center
Sparked by 16 second-half points from Charles Matthews, Michigan pulled away late to secure a 61-52 victory over No. 19-ranked Wisconsin at Crisler Center. Matthews led the Wolverines in scoring on the day with 18 points. Jon Teske chipped in with a career-best in points (17) and rebounds (12) to record his third double-double. Jordan Poole added 10 points and nine rebounds, and Zavier Simpson tallied five points, four rebounds and five assists in a season-high 40 minutes played.

GAME 25: at Penn State

Feb. 12, 2019 | State College, Pa. | Bryce Jordan Center
recap

GAME 26: #24/25 Maryland

Feb. 16, 2019 | Ann Arbor, Mich. | Crisler Center
recap

GAME 27: at Minnesota

Feb. 21, 2019 | Minneapolis, Minn. | Williams Arena
recap

GAME 28: Michigan State

Feb. 24, 2019 | Ann Arbor, Mich. | Crisler Center
recap

GAME 29: Nebraska

Feb. 28, 2019 | Ann Arbor, Mich. | Crisler Center
recap

GAME 30: at Maryland

March 3, 2019 | College Park, Md. | Xfinity Center
recap

GAME 31: at Michigan State

March 9, 2019 | East Lansing, Mich. | Breslin Center
recap

Michigan/Opponent Game-By-Game: 2018-19

	TP	FG-FGA	PCT.	3F-3PA	PCT.	FT-FTA	PCT.	O-D	REB	F	DQ	A	TO	BL	ST	1st	2nd	OT	PNT	TO	2ND	FB	BN	
N6	#19/18 Michigan	63	22-60	.367	6-26	.231	13-29	.448	17-35	52	18	0	16	12	8	3	32	31	-	28	11	12	11	21
	NORFOLK STATE	44	18-59	.305	3-12	.250	5-11	.455	8-32	40	22	0	8	13	3	1	13	31	-	16	14	6	2	19
N10	#19/18 Michigan	56	18-50	.360	3-19	.158	17-21	.810	7-32	39	8	0	13	9	9	6	18	38	-	20	18	3	4	9
	HOLY CROSS	37	16-52	.308	4-14	.286	1-3	.333	6-25	31	17	0	10	16	1	1	24	13	-	20	5	1	0	15
N14	#18/18 Michigan	73	28-55	.509	5-17	.294	12-19	.632	9-28	33	20	0	13	7	6	11	44	29	-	44	26	12	16	20
	at #8/8 Villanova	46	14-44	.318	3-15	.200	15-21	.714	10-23	33	20	0	7	21	3	1	17	29	-	20	2	5	2	14
N17	#18/18 Michigan	84	31-62	.500	15-30	.500	7-11	.636	8-31	39	12	0	20	10	2	6	35	49	-	24	12	12	17	18
	vs. George Washington	61	25-64	.391	6-16	.375	5-6	.833	8-24	32	14	0	10	11	1	3	26	35	-	30	18	9	2	21
N18	#18/18 Michigan	66	23-52	.442	6-18	.333	14-20	.700	11-28	39	18	0	15	11	3	3	35	31	-	32	11	11	6	14
	vs. Providence	47	16-57	.281	2-18	.111	13-20	.650	13-21	34	19	0	6	12	6	4	22	25	-	22	12	7	0	17
N23	#9/8 MICHIGAN	83	29-59	.492	8-22	.364	17-24	.708	11-33	44	5	0	13	5	2	10	42	41	-	28	13	10	9	31
	CHATTANOOGA	55	22-61	.361	9-22	.409	2-4	.500	7-24	31	17	0	13	13	2	2	22	33	-	12	10	4	0	11
N28	#7/5 MICHIGAN	84	31-54	.574	11-22	.500	11-23	.478	2-29	31	14	0	15	7	6	4	39	45	-	38	18	3	7	10
	#11/13 N. CAROLINA	67	26-66	.394	7-21	.333	8-13	.615	13-30	43	21	0	13	10	1	2	35	32	-	26	6	10	8	18
D1	#7/5 MICHIGAN	76	26-55	.473	13-26	.500	11-13	.846	9-27	36	9	0	15	11	2	3	44	32	-	26	4	9	4	7
	#19/18 PURDUE+	57	22-62	.355	9-24	.375	4-6	.667	13-20	33	12	0	12	9	3	4	28	29	-	26	0	15	2	14
D4	#5/5 MICHIGAN	62	24-55	.436	5-20	.250	9-13	.692	9-24	33	15	0	12	9	1	6	36	26	-	34	15	5	9	3
	at Northwestern+	60	23-51	.451	6-17	.353	8-13	.615	5-21	26	12	0	12	9	6	3	30	30	-	28	10	5	8	3
D8	#5/5 MICHIGAN	89	28-54	.519	10-24	.417	23-30	.767	13-24	37	14	0	13	16	4	5	42	47	-	26	14	23	8	12
	SOUTH CAROLINA	78	32-62	.516	5-11	.455	9-14	.643	7-17	24	21	1	14	10	3	8	36	42	-	44	16	8	11	19
D15	#5/5 MICHIGAN	70	24-54	.444	7-18	.389	15-25	.600	8-24	32	14	0	8	8	2	10	30	40	-	30	20	7	11	9
	WESTERN MICHIGAN	62	21-46	.457	6-19	.316	14-20	.700	4-28	32	20	1	4	16	1	4	28	34	-	20	8	0	4	4
D22	#4/5 MICHIGAN	71	28-60	.467	10-32	.313	5-7	.714	12-20	32	14	0	15	11	5	9	28	43	-	30	17	9	6	20
	AIR FORCE	50	21-45	.467	2-11	.182	6-12	.500	6-21	27	15	0	8	20	1	4	21	29	-	28	12	8	0	18
D30	#2/4 MICHIGAN	74	30-63	.476	11-18	.611	3-6	.500	11-26	37	12	0	23	8	4	8	34	40	-	34	11	13	6	22
	BINGHAMTON	52	20-50	.400	4-12	.333	8-13	.615	6-25	31	7	0	9	14	2	2	29	23	-	28	11	0	2	3
J3	#2/4 MICHIGAN	68	25-55	.455	5-14	.357	13-19	.684	3-26	29	13	0	10	10	6	8	25	43	-	32	20	2	10	4
	PENN STATE+	55	24-57	.421	1-14	.710	6-9	.667	7-30	37	16	0	6	18	3	6	20	35	-	44	10	7	2	24
J6	#2/4 MICHIGAN	74	29-58	.500	4-16	.250	12-16	.750	9-22	31	16	0	9	3	3	4	44	30	-	42	12	14	7	10
	#21/22 INDIANA +	63	23-54	.426	5-14	.357	12-16	.750	11-23	34	14	0	6	7	1	1	29	34	-	34	4	15	2	0
J10	#2/4 MICHIGAN	79	28-62	.452	5-19	.263	18-22	.818	10-28	38	16	0	16	14	6	4	39	40	-	42	14	7	19	11
	at Illinois+	69	29-61	.475	7-18	.389	4-7	.571	5-25	30	18	0	15	14	4	6	34	35	-	40	20	3	6	6
J13	#2/4 MICHIGAN	80	31-59	.525	11-27	.407	7-9	.778	9-24	33	13	0	14	9	4	10	50	30	-	32	16	10	10	8
	NORTHWESTERN+	60	23-54	.426	4-7	.571	10-13	.769	8-20	28	13	0	11	13	5	4	28	32	-	32	6	6	2	10
J19	#2/4 MICHIGAN	54	22-54	.407	5-18	.278	5-11	.455	9-25	34	17	0	11	16	7	6	27	27	-	24	11	8	8	9
	at Wisconsin+	64	26-58	.448	5-13	.385	7-9	.778	7-25	32	11	0	17	11	3	7	25	39	-	38	19	8	4	15
J22	#5/6 MICHIGAN	59	21-62	.339	3-22	.136	14-22	.636	12-21	33	13	0	7	6	4	9	28	31	-	30	14	10	8	10
	MINNESOTA+	57	21-52	.404	5-15	.333	10-14	.714	13-30	43	17	0	8	16	4	2	31	26	-	30	12	10	8	6
J25	#5/6 MICHIGAN	69	25-58	.431	10-29	.345	9-12	.750	6-38	44	18	0	10	9	4	5	33	36	-	24	13	2	4	10
	at Indiana+	46	16-58	.276	3-20	.150	11-20	.550	11-28	39	15	0	4	9	4	6	18	28	-	24	4	11	4	8
J29	#5/5 MICHIGAN	65	22-54	.407	10-27	.370	11-12	.917	8-21	29	14	0	15	9	3	11	32	33	-	22	20	13	8	12
	OHIO STATE+	49	19-52	.365	5-21	.238	6-6	1.000	11-24	35	17	0	10	19	4	4	26	23	-	28	7	10	2	15
F1	#5/5 MICHIGAN	59	21-65	.323	8-33	.242	9-12	.750	6-30	36	20	1	11	8	3	5	29	30	-	20	2	8	4	3
	at #nr/25 Iowa+	74	26-57	.456	6-14	.429	16-24	.667	7-41															

2018-19 Player Game-By-Game

		DeJulius (#0)	Matthews (#1)	Poole (#2)	Simpson (#3)	Livers (#4)	Nunez (#5)	Castleton (#11)	Brazdeikis (#13)
N6	NORFOLK STATE	0-0-0	10-7-0	3-5-3	4-5-5	8-8-3	0-1-0	0-2-0	12-4-1
N10	HOLY CROSS	0-0-0	20-2-0	3-5-1	0-4-7	7-10-1	0-1-0	DNP	19-7-3
N14	at #8/8 Villanova	4-0-0	19-4-0	7-1-1	9-4-6	9-2-1	0-0-0	2-3-0	18-7-0
N17	vs. George Washington	0-0-1	25-6-3	22-5-1	14-11-8	11-4-0	0-0-0	0-1-0	5-3-2
N18	Providence	0-0-0	5-4-0	4-2-3	6-6-8	8-6-2	0-0-0	0-0-0	20-7-0
N23	CHATTANOOGA	0-0-1	8-1-3	14-6-2	3-2-2	12-2-2	0-0-0	1-5-0	20-7-1
N28	#11/13 NORTH CAROLINA	DNP	21-7-1	18-5-4	5-4-6	3-0-0	DNP	DNP	24-5-1
D1	#19/18 PURDUE+	0-0-0	9-5-4	21-5-1	10-6-7	2-1-0	0-0-0	DNP	12-2-2
D4	at Northwestern+	DNP	3-6-0	15-2-2	10-3-5	0-3-0	DNP	DNP	23-4-2
D8	SOUTH CAROLINA	DNP	12-6-1	26-5-4	7-3-7	12-3-0	DNP	DNP	17-6-0
D15	WESTERN MICHIGAN	DNP	25-10-2	14-3-1	15-5-3	3-4-0	DNP	DNP	4-1-0
D22	AIR FORCE	0-0-0	17-7-0	11-5-2	2-0-7	11-6-0	0-1-0	3-1-0	19-5-2
D30	BINGHAMTON	2-0-0	7-3-1	18-2-4	2-9-10	17-5-3	0-0-0	0-1-1	21-8-1
J3	PENN STATE+	DNP	14-5-0	17-1-2	8-5-5	DNP	DNP	DNP	16-11-0
J6	#21/22 INDIANA +	0-0-0	18-6-2	18-5-2	12-1-3	DNP	DNP	DNP	10-2-0
J10	at Illinois+	DNP	14-4-0	10-0-1	16-5-8	9-5-1	DNP	DNP	15-8-1
J13	NORTHWESTERN+	0-1-0	13-3-3	7-2-3	24-5-4	8-1-0	0-0-0	DNP	11-4-2
J19	at Wisconsin+	DNP	5-3-1	14-3-3	10-11-6	5-5-0	DNP	DNP	0-3-0
J22	MINNESOTA+	DNP	7-6-1	3-0-2	6-3-0	7-3-0	DNP	DNP	18-11-2
J25	at Indiana+	0-0-0	10-11-2	6-3-1	12-6-5	5-6-0	3-0-0	DNP	20-7-1
J29	OHIO STATE+	0-1-0	9-3-1	15-0-0	11-10-12	12-4-0	0-0-0	0-0-0	14-3-1
F1	at #nr/25 Iowa+	0-1-0	6-7-1	16-2-1	10-8-7	3-1-0	0-0-0	0-2-0	16-6-1
F5	at Rutgers+	DNP	11-5-4	15-3-1	14-7-7	5-3-0	DNP	DNP	23-5-0
F9	#19/19 WISCONSIN+	DNP	18-2-2	10-9-1	5-4-5	9-4-0	DNP	DNP	2-3-0
F12	at Penn State+								
F16	#24/25 MARYLAND+								
F21	at Minnesota+								
F24	MICHIGAN STATE+								
F28	NEBRASKA+								
M3	at Maryland+								
M9	at Michigan State+								
M13	BTT First Round								
M14	BTT Second Round								
M15	BTT Quarterfinal								
M16	BTT Semifinal								
M17	BTT Championship								
M	NCAA First Round								
M	NCAA Second Round								
M	NCAA Sweet 16								
M	NCAA Elite Eight								
A6	NCAA Final Four								
A8	NCAA Championship								

		Ozuna-Harris (#14)	Teske (#15)	Johns, Jr. (#23)	Baird (#24)	Wilson (#32)	Faulds (#44)	Davis (#51)	Brooks (#55)
N6	NORFOLK STATE	DNP	13-8-0	0-1-0	0-0-0	DNP	DNP	5-3-0	8-2-4
N10	HOLY CROSS	DNP	5-5-1	0-0-0	DNP	DNP	DNP	0-0-0	2-4-0
N14	at #8/8 Villanova	DNP	0-2-1	0-3-1	0-0-0	DNP	DNP	0-0-0	5-1-3
N17	vs. George Washington	DNP	0-3-2	5-2-0	0-0-0	0-0-0	DNP	DNP	2-3-3
N18	Providence	DNP	17-6-0	0-2-0	0-0-0	0-0-0	DNP	DNP	6-0-2
N23	CHATTANOOGA	DNP	7-12-1	0-1-0	0-0-0	0-0-0	DNP	6-3-0	9-3-2
N28	#11/13 NORTH CAROLINA	DNP	6-5-2	DNP	DNP	DNP	DNP	0-0-0	7-0-1
D1	#19/18 PURDUE+	DNP	17-8-1	2-1-0	0-1-0	0-0-0	DNP	0-0-0	3-1-0
D4	at Northwestern+	DNP	8-10-2	DNP	DNP	DNP	DNP	0-0-0	3-0-1
D8	SOUTH CAROLINA	DNP	15-9-1	DNP	DNP	DNP	DNP	0-2-0	0-0-0
D15	WESTERN MICHIGAN	DNP	3-6-0	DNP	DNP	DNP	DNP	4-0-1	2-0-1
D22	AIR FORCE	DNP	2-3-0	0-1-0	0-0-0	DNP	DNP	DNP	6-1-4
D30	BINGHAMTON	DNP	4-5-1	0-0-0	DNP	DNP	DNP	0-1-0	3-1-2
J3	PENN STATE+	DNP	9-5-2	0-0-0	DNP	DNP	DNP	2-1-1	2-1-0
J6	#21/22 INDIANA +	DNP	6-4-1	8-8-0	DNP	DNP	DNP	2-1-0	0-2-1
J10	at Illinois+	DNP	13-11-4	DNP	DNP	DNP	DNP	0-0-0	2-1-1
J13	NORTHWESTERN+	0-0-0	17-11-0	0-0-0	DNP	0-2-0	DNP	0-0-0	0-1-2
J19	at Wisconsin+	DNP	15-7-0	DNP	DNP	DNP	DNP	4-2-0	0-0-1
J22	MINNESOTA+	DNP	15-5-0	1-0-0	DNP	DNP	DNP	DNP	2-2-2
J25	at Indiana+	DNP	11-3-0	0-1-0	0-0-0	0-0-0	DNP	0-1-0	2-0-1
J29	OHIO STATE+	DNP	4-5-0	0-1-0	DNP	DNP	DNP	0-0-0	0-0-1
F1	at #nr/25 Iowa+	DNP	8-8-1	1-0-0	DNP	DNP	DNP	0-0-0	0-0-0
F5	at Rutgers+	DNP	7-5-0	2-1-0	DNP	DNP	DNP	DNP	0-0-0
F9	#19/19 WISCONSIN+	DNP	17-12-1	0-0-0	DNP	DNP	DNP	DNP	0-0-2
F12	at Penn State+								
F16	#24/25 MARYLAND+								
F21	at Minnesota+								
F24	MICHIGAN STATE+								
F28	NEBRASKA+								
M3	at Maryland+								
M9	at Michigan State+								
M13	vs. BTT First Round								
M14	vs. BTT Second Round								
M15	vs. BTT Quarterfinal								
M16	vs. BTT Semifinal								
M17	vs. BTT Championship								
M	vs. NCAA First Round								
M	vs. NCAA Second Round								
M	vs. NCAA Sweet 16								
M	vs. NCAA Elite Eight								
A6	vs. NCAA Final Four								
A8	vs. NCAA Championship								

Michigan Statistics: 2018-19

BY LOCATION	Overall	B1G	Beilein, U-M	Beilein, B1G
Overall	22 2	11 2	270 145	122 89
Home (Crisler Center)	15 0	7 0	159 41	76 30
Away	5 2	4 2	51 75	45 59
Neutral	2 0	0 0	60 29	1 0
BY THE HALF	Overall	B1G	Beilein, U-M	Beilein, B1G
Michigan leads at halftime	19 1	9 1	205 36	82 24
Michigan trails at halftime	2 1	1 1	55 105	36 64
Michigan is tied at halftime	1 0	1 0	10 4	4 1
BY OFFENSE	Overall	B1G	Beilein, U-M	Beilein, B1G
U-M scores 100-plus points	0 0	0 0	6 0	0 0
U-M scores 90-99 points	0 0	0 0	20 0	5 0
U-M scores 80-89 points	5 0	0 0	47 4	19 3
U-M scores 70-79 points	8 0	4 0	109 22	52 10
U-M scores 60-69 points	7 0	5 0	69 56	37 34
U-M scores 50-59 points	2 2	1 2	18 53	8 35
U-M scores 40-49 points	0 0	0 0	1 9	1 7
U-M scores 30-39 points	0 0	0 0	0 1	0 0
BY DEFENSE	Overall	B1G	Beilein, U-M	Beilein, B1G
Opponent scores 100-plus points	0 0	0 0	0 1	0 0
Opponent scores 90-99 points	0 0	0 0	1 2	0 1
Opponent scores 80-89 points	0 0	0 0	6 20	2 15
Opponent scores 70-79 points	1 1	0 1	35 56	20 31
Opponent scores 60-69 points	8 1	5 1	100 55	51 34
Opponent scores 50-59 points	7 0	4 0	86 10	36 8
Opponent scores 40-49 points	5 0	2 0	37 1	13 0
Opponent scores 30-39 points	1 0	0 0	5 0	0 0
BY POINTS +/-	Overall	B1G	Beilein, U-M	Beilein, B1G
Games decided by 1-5	2 0	2 0	60 42	34 24
Games decided by 6-10	3 1	2 1	64 37	42 25
Games decided by 11-15	4 1	3 1	46 36	23 23
Games decided by more than 15	13 0	4 0	100 30	23 17
BY PERIOD	Overall	B1G	Beilein, U-M	Beilein, B1G
Regulation	22 2	11 2	251 136	112 81
Overtime	0 0	0 0	19 8	10 7
Double Overtime	0 0	0 0	0 1	0 1
Triple Overtime	0 0	0 0	0 0	0 0
BY RANKING	Overall	B1G	Beilein, U-M	Beilein, B1G
vs. ranked opponents:	5 0	3 0	44 69	25 39
vs. unranked opponents:	17 2	8 2	226 76	97 50
BY JERSEY	Overall	B1G	Beilein, U-M	Beilein, B1G
White	10 0	4 0	122 18	46 11
Blue	6 2	4 2	64 70	39 43
Maize	6 0	3 0	83 57	37 35
Practice Jerseys	0 0	0 0	1 0	0 0
BY MONTH	Overall	B1G	Beilein, U-M	Beilein, B1G
November	7 0	0 0	58 20	6 4
December	6 0	2 0	58 20	6 4
January	7 1	7 1	61 42	60 40
February	2 1	2 1	43 38	44 37
March	0 0	0 0	50 24	12 8
April	0 0	0 0	0 1	0 0
BY TELEVISION	Overall	B1G	Beilein, U-M	Beilein, B1G
When playing on AXStv	0 0	0 0	2 1	0 0
When playing on BTN	9 0	4 0	110 42	63 38
When playing on BTN-Plus	1 0	0 0	18 0	0 0
When playing on CBS	1 0	1 0	30 31	12 16
When playing on CBS College Sports	0 0	0 0	0 1	0 0
When playing on truTV	0 0	0 0	2 0	0 0
When playing on TNT	0 0	0 0	0 1	0 0
When playing on TBS	0 0	0 0	6 1	0 0
When playing on ESPN	4 1	2 1	40 38	28 27
When playing on ESPN2	1 0	1 0	28 16	11 5
When playing on ESPNU	0 0	0 0	11 8	1 1
When playing on ESPN3	1 0	0 0	9 1	0 0
When playing on Fox	1 0	1 0	3 0	3 0
When playing on Fox Sports 1	4 1	2 1	8 2	4 2
When playing on FSN-Detroit	0 0	0 0	2 0	0 0
When playing on HDNet	0 0	0 0	0 2	0 0
No television	0 0	0 0	1 1	0 0

INSIDE THE BOX SCORE	'18-19 W L	Beilein W L
When Michigan leads in FG%, U-M is	17 0	208 10
When opponent leads in FG%, U-M is	4 2	58 134
When game ends tied in FG%, U-M is	1 0	4 1
When Michigan leads in 3FG%, U-M is	13 0	195 30
When opponent leads in 3FG%, U-M is	9 2	68 115
When game ends tied in 3FG%, U-M is	0 0	7 0
When Michigan leads in FT%, U-M is	13 1	158 68
When opponent leads in FT%, U-M is	8 1	108 70
When game ends tied in FT%, U-M is	1 0	4 7
When Michigan leads in rebounds, U-M is	14 1	147 28
When opponent leads in rebounds, U-M is	6 1	110 109
When game ends tied in rebounds, U-M is	2 0	13 8
When Michigan leads in assists, U-M is	18 1	206 21
When opponent leads in assists, U-M is	2 1	43 110
When game ends tied in assists, U-M is	2 0	21 14
When Michigan leads in blocks, U-M is	13 1	125 31
When opponent leads in blocks, U-M is	5 1	105 94
When game ends tied in blocks, U-M is	4 0	40 20
When Michigan leads in steals, U-M is	16 0	170 67
When opponent leads in steals, U-M is	6 2	70 72
When game ends tied in steals, U-M is	0 0	30 6
When Michigan has more turnovers, U-M is	2 1	60 58
When opponent has more turnovers, U-M is	17 1	190 78
When game ends tied in turnovers, U-M is	3 0	20 9
When Michigan has more fouls, U-M is	4 2	56 89
When opponent has more fouls, U-M is	16 0	203 45
When game ends tied in fouls, U-M is	2 0	11 11
When Michigan has a player foul out, U-M is	0 1	13 30
When opponent has a player foul out, U-M is	3 0	56 13
When both teams have a player foul out, U-M is	0 0	11 5
When neither team as a player foul out, U-M is	19 1	190 97

INSIDE THE GAME	
Most Points in 1st Half	50, Northwestern (1/13/19)
Most Points in 2nd Half	49, vs. George Washington (11/17/18)
Fewest Points in 1st Half	18, Holy Cross (11/10/18)
Fewest Points in 2nd Half	26, at Northwestern (12/4/18)
Most Points in Overtime	N/A
Fewest Points in Overtime	N/A
Most Points Allowed in 1st Half	42, at Iowa (2/1/2019)
Most Points Allowed in 2nd Half	42, South Carolina (12/8/2018)
Fewest Points Allowed in 1st Half	13, Norfolk State (11/6/18)
Fewest Points Allowed in 2nd Half	13, Holy Cross (11/10/18)
Most Points in Overtime	N/A
Fewest Points in Overtime	N/A
U-M's Largest Victory	28, Chattanooga (11/23/18)
U-M's Largest Defeat	15, at Iowa (2/1/2019)
U-M's Smallest Victory	2, at Northwestern (12/4/18)
U-M's Smallest Defeat	10, at Wisconsin (1/19/2019)
Largest Lead in a game won	36, Chattanooga (11/23/18)
Largest Lead in a game lost	5 (2x), last: at Iowa (2/1/2019)
Largest Opt lead in a game won	10, No. 11/13 UNC (11/28/18)
Largest Opt lead in a game lost	16, at Iowa (2/1/2019)
Largest Halftime Lead	22, Northwestern (1/13/19)
Largest Halftime Deficit	13, at Iowa (2/1/2019)
Most Lead Changes	9, at Wisconsin (1/19/2019)
Most Ties In a Game	7, at Iowa (2/1/2019)
Games Led Start to Finish	9
Winning Streak	17

Michigan/Opponent Breakdowns: 2018-19

MICHIGAN: 2018-19

ALL GAMES	G	TP	FG	FGA	PCT.	3FG	3FA	PCT.	FT	FTA	PCT.	O	D	REB	F	DQ	A	TO	BL	ST	1st	2nd	OT	PNT	TO	2ND	FB	BN
Overall	24	1696	616	1374	44.8%	186	537	34.6%	276	402	68.7%	212	653	861	339	1	319	220	104	154	836	860	0	716	324	215	204	289
Home	15	1073	389	853	45.6%	116	330	35.2%	179	265	67.5%	137	394	531	186	0	197	129	67	105	515	558	0	448	216	146	113	194
Away	7	473	173	407	42.5%	49	159	30.8%	76	106	71.7%	56	200	252	123	1	87	70	32	40	251	222	0	212	85	46	68	63
Neutral	2	150	54	114	47.4%	21	48	43.8%	21	31	67.7%	19	59	78	30	0	35	21	5	9	70	80	0	56	23	23	23	32
BIG TEN	G	TP	FG	FGA	PCT.	3FG	3FA	PCT.	FT	FTA	PCT.	O	D	REB	F	DQ	A	TO	BL	ST	1st	2nd	OT	PNT	TO	2ND	FB	BN
Overall	13	883	324	751	43.1%	94	291	32.3%	139	187	74.3%	103	343	446	190	1	155	116	53	79	457	426	0	382	153	100	103	103
Home	7	483	179	399	44.9%	50	149	33.6%	75	100	75.0%	56	171	227	87	0	81	53	27	50	250	233	0	214	94	66	51	60
Away	6	400	145	352	41.2%	44	142	31.0%	64	87	73.6%	47	172	219	103	1	74	63	26	29	207	193	0	168	59	34	52	43
Neutral	0	0	0	0	0.0%	0	0	0.0%	0	0	0.0%	0	0	0	0	0	0	0	0	0	0	0	0	0	0	0	0	0
MONTH	G	TP	FG	FGA	PCT.	3FG	3FA	PCT.	FT	FTA	PCT.	O	D	REB	F	DQ	A	TO	BL	ST	1st	2nd	OT	PNT	TO	2ND	FB	BN
November	7	509	182	392	46.4%	54	154	35.1%	91	147	61.9%	65	216	277	95	0	105	61	36	43	245	264	0	214	109	63	70	123
December	6	442	160	341	46.9%	56	138	40.6%	66	94	70.2%	62	145	207	78	0	86	63	18	41	214	228	0	180	81	66	44	73
January	8	548	203	462	43.9%	53	172	30.8%	89	123	72.4%	66	205	271	120	0	92	76	37	57	278	270	0	248	120	66	74	74
February	3	197	71	179	39.7%	23	73	31.5%	30	38	78.9%	19	87	106	46	1	36	20	13	13	99	98	0	74	14	20	16	19
March	0	0	0	0	0.0%	0	0	0.0%	0	0	0.0%	0	0	0	0	0	0	0	0	0	0	0	0	0	0	0	0	0
April	0	0	0	0	0.0%	0	0	0.0%	0	0	0.0%	0	0	0	0	0	0	0	0	0	0	0	0	0	0	0	0	0
5-GAME	G	TP	FG	FGA	PCT.	3FG	3FA	PCT.	FT	FTA	PCT.	O	D	REB	F	DQ	A	TO	BL	ST	1st	2nd	OT	PNT	TO	2ND	FB	BN
Games #1-5	5	342	122	279	43.7%	35	110	31.8%	63	100	63.0%	52	154	202	76	0	77	49	28	29	164	178	0	148	78	50	54	82
Games #6-10	5	394	138	277	49.8%	47	114	41.2%	71	103	68.9%	44	137	181	57	0	68	48	15	28	203	191	0	152	64	50	37	63
Games #11-15	5	357	136	290	46.9%	37	98	37.8%	48	73	65.8%	43	118	161	69	0	65	40	20	39	161	196	0	168	80	45	40	65
Games #16-20	5	341	127	295	43.1%	34	115	29.6%	53	76	69.7%	46	136	182	77	0	58	54	25	34	177	164	0	152	68	37	49	48
Games #21-25	4	262	93	233	39.9%	33	100	33.0%	41	50	82.0%	27	108	135	60	1	51	29	16	24	131	131	0	96	34	33	24	31
Games #26-30	0	0	0	0	0.0%	0	0	0.0%	0	0	0.0%	0	0	0	0	0	0	0	0	0	0	0	0	0	0	0	0	0
Games #31-35	0	0	0	0	0.0%	0	0	0.0%	0	0	0.0%	0	0	0	0	0	0	0	0	0	0	0	0	0	0	0	0	0
Games #36-40	0	0	0	0	0.0%	0	0	0.0%	0	0	0.0%	0	0	0	0	0	0	0	0	0	0	0	0	0	0	0	0	0
Games #41-42	0	0	0	0	0.0%	0	0	0.0%	0	0	0.0%	0	0	0	0	0	0	0	0	0	0	0	0	0	0	0	0	0
POSTSEASON	G	TP	FG	FGA	PCT.	3FG	3FA	PCT.	FT	FTA	PCT.	O	D	REB	F	DQ	A	TO	BL	ST	1st	2nd	OT	PNT	TO	2ND	FB	BN
Overall	0	0	0	0	0.0%	0	0	0.0%	0	0	0.0%	0	0	0	0	0	0	0	0	0	0	0	0	0	0	0	0	0
B1G	0	0	0	0	0.0%	0	0	0.0%	0	0	0.0%	0	0	0	0	0	0	0	0	0	0	0	0	0	0	0	0	0
NCAA	0	0	0	0	0.0%	0	0	0.0%	0	0	0.0%	0	0	0	0	0	0	0	0	0	0	0	0	0	0	0	0	0

OPPONENTS: 2018-19

ALL GAMES	G	TP	FG	FGA	PCT.	3FG	3FA	PCT.	FT	FTA	PCT.	O	D	REB	F	DQ	A	TO	BL	ST	1st	2nd	OT	PNT	TO	2ND	FB	BN
Overall	24	1370	531	1339	39.7%	116	372	31.2%	192	292	65.8%	202	610	812	383	3	230	307	75	88	642	728	0	696	228	170	94	302
Home	15	838	332	831	40.0%	73	229	31.9%	101	156	64.7%	127	375	502	242	2	137	201	39	47	397	441	0	418	126	104	45	180
Away	7	424	158	387	40.8%	35	109	32.1%	73	110	66.4%	54	190	244	108	1	77	83	29	34	197	227	0	226	72	50	47	84
Neutral	2	108	41	121	33.9%	8	34	23.5%	18	26	69.2%	21	45	66	33	0	16	23	7	7	48	60	0	52	30	16	2	38
BIG TEN	G	TP	FG	FGA	PCT.	3FG	3FA	PCT.	FT	FTA	PCT.	O	D	REB	F	DQ	A	TO	BL	ST	1st	2nd	OT	PNT	TO	2ND	FB	BN
Overall	13	771	300	733	40.9%	65	201	32.3%	106	155	68.4%	114	340	454	190	1	128	151	51	56	369	402	0	430	114	112	63	143
Home	7	393	156	390	40.0%	33	107	30.8%	48	66	72.7%	70	173	243	102	0	58	89	25	23	189	204	0	224	44	67	18	73
Away	6	378	144	343	42.0%	32	94	34.0%	58	89	65.2%	44	167	211	88	1	70	62	26	33	180	198	0	206	70	45	45	70
Neutral	0	0	0	0	0.0%	0	0	0.0%	0	0	0.0%	0	0	0	0	0	0	0	0	0	0	0	0	0	0	0	0	
MONTH	G	TP	FG	FGA	PCT.	3FG	3FA	PCT.	FT	FTA	PCT.	O	D	REB	F	DQ	A	TO	BL	ST	1st	2nd	OT	PNT	TO	2ND	FB	BN
November	7	357	137	403	34.0%	34	118	28.8%	49	78	62.8%	65	179	244	130	0	67	96	17	14	159	198	0	146	67	42	14	115
December	6	359	139	316	44.0%	32	94	34.0%	49	78	62.8%	41	132	173	87	2	59	78	16	25	172	187	0	174	57	36	27	61
January	8	463	181	446	40.6%	35	122	28.7%	66	94	70.2%	73	205	278	121	0	77	107	28	36	211	252	0	270	82	70	30	84
February	3	191	74	174	42.5%	15	38	39.5%	28	42	66.7%	23	94	117	45	1	27	26	14	13	100	91	0	106	22	22	23	42
March	0	0	0	0	0.0%	0	0	0.0%	0	0	0.0%	0	0	0	0	0	0	0	0	0	0	0	0	0	0	0	0	
April	0	0	0	0	0.0%	0	0	0.0%	0	0	0.0%	0	0	0	0	0	0	0	0	0	0	0	0	0	0	0	0	
5-GAME	G																											

Player Statistics: 2018-19

TIME ON THE COURT

PLAYER	YEAR	CAREER GAMES	CONSEC GAMES	CAREER STARTS	CONSEC STARTS
Zavier Simpson	Jr.	103	103	53	49
Charles Matthews	Sr.	101*	65	68	65
Jon Teske	Jr.	85	65	26	24
Jordan Poole	So.	63	62	24	24
Isaiah Livers	So.	62	9	22	0
Eli Brooks	So.	55	25	12	0
Austin Davis	Jr.	34	0	0	0
Jaron Faulds#	So.	26	0	1	0
Ignas Brazdeikis	Fr.	24	24	24	24
Brandon Johns, Jr.	Fr.	18	6	0	0
David DeJulius	Fr.	14	0	0	0
Adrien Nunez	Fr.	13	0	0	0
C.J. Baird	So.	13	0	0	0
Colin Castleton	Fr.	9	0	0	0
Luke Wilson	So.	8	0	0	0
Rico Ozuna-Harrison	So.	2	0	0	0

*played 36 games at Kentucky before transferring to U-M

sitting out 2018-19 season following transfer from Columbia

MICHIGAN STARTING FIVE

Starters #1 --> IB, JT, CM, JP, ZS 22-2

Date	Opponent	starter	starter	starter	starter	starter
N2	NORTHWOOD (Exh.)	Brazdeikis	Teske	Matthews	Poole	Simpson
N6	NORFOLK STATE	Brazdeikis	Teske	Matthews	Poole	Simpson
N10	HOLY CROSS	Brazdeikis	Teske	Matthews	Poole	Simpson
N14	at #8/8 Villanova	Brazdeikis	Teske	Matthews	Poole	Simpson
N17	vs. George Washington	Brazdeikis	Teske	Matthews	Poole	Simpson
N18	vs. Providence	Brazdeikis	Teske	Matthews	Poole	Simpson
N23	CHATTANOOGA	Brazdeikis	Teske	Matthews	Poole	Simpson
N28	#11/13 N. CAROLINA	Brazdeikis	Teske	Matthews	Poole	Simpson
D1	#19/18 PURDUE+	Brazdeikis	Teske	Matthews	Poole	Simpson
D4	at Northwestern+	Brazdeikis	Teske	Matthews	Poole	Simpson
D8	SOUTH CAROLINA	Brazdeikis	Teske	Matthews	Poole	Simpson
D15	WESTERN MICHIGAN	Brazdeikis	Teske	Matthews	Poole	Simpson
D22	AIR FORCE	Brazdeikis	Teske	Matthews	Poole	Simpson
D30	BINGHAMTON	Brazdeikis	Teske	Matthews	Poole	Simpson
J3	PENN STATE+	Brazdeikis	Teske	Matthews	Poole	Simpson
J6	#21/22 INDIANA +	Brazdeikis	Teske	Matthews	Poole	Simpson
J10	at Illinois+	Brazdeikis	Teske	Matthews	Poole	Simpson
J13	NORTHWESTERN+	Brazdeikis	Teske	Matthews	Poole	Simpson
J19	at Wisconsin+	Brazdeikis	Teske	Matthews	Poole	Simpson
J22	MINNESOTA+	Brazdeikis	Teske	Matthews	Poole	Simpson
J25	at Indiana+	Brazdeikis	Teske	Matthews	Poole	Simpson
J29	OHIO STATE+	Brazdeikis	Teske	Matthews	Poole	Simpson
F1	at #NR/25 Iowa+	Brazdeikis	Teske	Matthews	Poole	Simpson
F5	at Rutgers+	Brazdeikis	Teske	Matthews	Poole	Simpson
F9	#19/19 WISCONSIN+	Brazdeikis	Teske	Matthews	Poole	Simpson
F12	at Penn State+					
F16	MARYLAND+					
F21	at Minnesota+					
F24	MICHIGAN STATE+					
F28	NEBRASKA+					
M3	at Maryland+					
M9	at Michigan State+					
M13	vs. BTT First Round					
M14	vs. BTT Second Round					
M15	vs. BTT Quarterfinal					
M16	vs. BTT Semifinal					
M17	vs. BTT Championship					

MICHIGAN GAME LEADERS

LED IN ... SCORING	'15-16	'16-17	'17-18	'18-19	Total
Charles Matthews (Sr.)	Kentucky	TRANS	9	5	14
Ignas Brazdeikis (Fr.)	-	-	-	10	10
Jordan Poole (So.)	-	-	1	6	7
Zavier Simpson (Jr.)	-	0	3	2	5
Jon Teske (Jr.)	-	-	-	3	3

LED IN ... REBOUNDING	'15-16	'16-17	'17-18	'18-19	Total
Charles Matthews (Sr.)	Kentucky	TRANS	15	4	19
Jon Teske (Jr.)	-	0	6	9	15
Zavier Simpson (Jr.)	-	0	4	5	9
Ignas Brazdeikis (Fr.)	-	-	-	5	5
Isaiah Livers (So.)	-	-	2	2	4
Brandon Johns Jr. (Fr.)	-	-	-	1	1

LED IN ... ASSISTS	'15-16	'16-17	'17-18	'18-19	Total
Zavier Simpson (Jr.)	-	1	23	22	46
Charles Matthews (Sr.)	Kentucky	TRANS	10	1	11
Eli Brooks (So.)	-	-	2	1	3
Jordan Poole (So.)	-	-	1	1	2
Ignas Brazdeikis (Fr.)	-	-	-	1	1

LED IN ... BLOCKS	'15-16	'16-17	'17-18	'18-19	Total
Jon Teske (Jr.)	-	2	14	22	38
Charles Matthews (Sr.)	Kentucky	TRANS	11	2	13
Isaiah Livers (So.)	-	-	5	3	8
Jordan Poole (So.)	-	-	4	2	6
Ignas Brazdeikis (Fr.)	-	-	-	4	4
Austin Davis (Jr.)	-	0	2	0	2
Zavier Simpson (Jr.)	-	0	0	1	1
Eli Brooks (So.)	-	-	1	0	1
C.J. Baird (So.)	-	-	1	0	1
Colin Castleton (Fr.)	-	-	-	1	1

LED IN ... STEALS	'15-16	'16-17	'17-18	'18-19	Total
Zavier Simpson (Jr.)	-	7	21	10	38
Jon Teske (Jr.)	-	1	5	7	13
Charles Matthews (Sr.)	Kentucky	TRANS	7	5	12
Jordan Poole (So.)	-	-	3	6	9
Isaiah Livers (So.)	-	-	3	2	5
Eli Brooks (So.)	-	-	4	0	4
Ignas Brazdeikis (Fr.)	-	-	-	4	4
Brandon Johns Jr. (Fr.)	-	-	-	1	1
Austin Davis (Jr.)	-	-	-	1	1

Player Statistics: 2018-19

DOUBLE-DIGIT SCORING	'15-16	'16-17	'17-18	'18-19	Career
Charles Matthews (Sr.)	1	TRANS	31	15	47*
Zavier Simpson (Jr.)	-	0	18	12	32
Jordan Poole (So.)	-	-	10	17	27
Ignas Brazdeikis (Fr.)	-	-	-	20	20
Jon Teske (Jr.)	-	0	3	10	13
Isaiah Livers (So.)	-	-	3	7	11

* combined total with Kentucky (1) & U-M (44)

20+ POINTS	'15-16	'16-17	'17-18	'18-19	Career
Charles Matthews (Sr.)	0	TRANS	7	4	11*
Ignas Brazdeikis (Fr.)	-	-	-	7	7
Jordan Poole (So.)	-	-	0	3	3
Zavier Simpson (Jr.)	-	0	0	1	1

* combined total with Kentucky (0) & U-M (11)

30+ POINTS	'15-16	'16-17	'17-18	'18-19	Career
Charles Matthews (Sr.)	0	TRANS	1	0	1*

* combined total with Kentucky (0) & U-M (1)

7+ REBOUNDS	'15-16	'16-17	'17-18	'18-19	Career
Jon Teske (Jr.)	-	0	5	10	15
Ignas Brazdeikis (Fr.)	-	-	-	9	9
Zavier Simpson (Jr.)	-	0	3	5	8
Charles Matthews (Sr.)	0	TRANS	0	6	6
Isaiah Livers (So.)	-	-	2	2	4
Brandon Johns Jr. (Fr.)	-	-	-	1	1
Jordan Poole (So.)	-	-	0	1	1

* combined total with Kentucky (0) & U-M (6)

10+ REBOUNDS	'15-16	'16-17	'17-18	'18-19	Career
Jon Teske (Jr.)	-	0	2	5	7
Charles Matthews (Sr.)	0	TRANS	3	2	5*
Zavier Simpson (Jr.)	-	0	0	3	3
Ignas Brazdeikis (Fr.)	-	-	-	2	2
Isaiah Livers (So.)	-	-	0	1	1

* combined total with Kentucky (0) & U-M (5)

5+ ASSISTS	'15-16	'16-17	'17-18	'18-19	Career
Zavier Simpson (Jr.)	-	0	15	19	34
Charles Matthews (Sr.)	0	TRANS	3	0	3*
Eli Brooks (So.)	-	-	1	0	1

* combined total with Kentucky (0) & U-M (3)

10+ ASSISTS	'15-16	'16-17	'17-18	'18-19	Career
Zavier Simpson (Jr.)	-	0	0	2	2
Charles Matthews (Sr.)	0	TRANS	1	0	1*

* combined total with Kentucky (0) & U-M (1)

3+ STEALS	'15-16	'16-17	'17-18	'18-19	Career
Zavier Simpson (Jr.)	-	2	5	6	13
Charles Matthews (Sr.)	0	TRANS	2	3	5*
Jordan Poole (So.)	-	-	0	3	3
Jon Teske (Jr.)	-	0	1	2	2
Ignas Brazdeikis (Fr.)	-	-	-	1	1

* combined total with Kentucky (0) & U-M (5)

5+ STEALS	'15-16	'16-17	'17-18	'18-19	Career
Zavier Simpson (Jr.)	-	0	1	1	2

3+ BLOCKS	'15-16	'16-17	'17-18	'18-19	Career
Jon Teske (Jr.)	-	-	-	8	8
Charles Matthews (Sr.)	0	TRANS	1	1	2*

* combined total with Kentucky (0) & U-M (2)

5+ BLOCKS	'15-16	'16-17	'17-18	'18-19	Career
Jon Teske	-	0	0	2	2

5+ FIELD GOALS	'15-16	'16-17	'17-18	'18-19	Career
Charles Matthews (Sr.)	0	TRANS	21	12	33*
Zavier Simpson (Jr.)	-	0	10	10	20
Jordan Poole (So.)	-	-	3	13	16
Ignas Brazdeikis (Fr.)	-	-	-	14	14
Jon Teske (Jr.)	-	0	3	9	12
Isaiah Livers (So.)	-	-	2	1	3

* combined total with Kentucky (0) & U-M (32)

10+ FIELD GOALS	'15-16	'16-17	'17-18	'18-19	Career
Charles Matthews (Sr.)	0	TRANS	2	2	4*

* combined total with Kentucky (0) & U-M (4)

3+ THREE-POINTERS	'15-16	'16-17	'17-18	'18-19	Career
Jordan Poole (So.)	-	-	5	8	13
Ignas Brazdeikis (Fr.)	-	-	-	5	5
Zavier Simpson (Jr.)	-	0	0	3	3
Isaiah Livers (So.)	-	-	1	2	3
Charles Matthews (Sr.)	0	TRANS	1	1	2*

* combined total with Kentucky (0) & U-M (2)

5+ THREE-POINTERS	'15-16	'16-17	'17-18	'18-19	Career
Jordan Poole (So.)	-	-	1	4	5
Zavier Simpson (Jr.)	-	0	0	1	1
Ignas Brazdeikis (Fr.)	-	-	-	1	1

5+ FREE THROWS	'15-16	'16-17	'17-18	'18-19	Career
Charles Matthews (Sr.)	0	TRANS	5	3	8*
Ignas Brazdeikis (Fr.)	-	-	-	7	7
Jordan Poole (So.)	-	-	1	3	4
Zavier Simpson (Jr.)	-	0	2	10	3
Jon Teske (Jr.)	-	0	1	1	2

* combined total with Kentucky (0) & U-M (8)

10+ FREE THROWS	'15-16	'16-17	'17-18	'18-19	Career
Charles Matthews (Sr.)	0	0	0	1	1

* combined total with Kentucky (0) & U-M (1)

DOUBLE DOUBLES	'15-16	'16-17	'17-18	'18-19	Career
Charles Matthews (Sr.)	0	TRANS	4	2	6*
Jon Teske (Jr.)	-	0	2	3	5
Zavier Simpson (Jr.)	-	0	0	2	2
Ignas Brazdeikis (Fr.)	-	-	-	2	2

* combined total with Kentucky (0) & U-M (6)

TRIPLE DOUBLES	'15-16	'16-17	'17-18	'18-19	Career
Zavier Simpson (Jr.)	-	0	0	1	1

The Last Time ...

IN THE RANKING (Listed AP/ESPN-USA Today Coaches Poll)

Michigan was ranked	Feb. 11, 2019 Associated Press (6th) Feb. 11, 2019, ESPN/USA Today Coaches Poll (7th)
Michigan defeated a ranked opponent	Feb. 9, 2019, No. 19/19 Wisconsin, U-M won 61-52 at Crisler Center in Ann Arbor, Mich.
Michigan lost to a ranked opponent	April 2, 2017, vs. #2/2 Villanova (NCAA): U-M lost 79-62 in NCAA title game at Alamodome in San Antonio, Texas
Michigan defeated a ranked opponent at home	Feb. 9, 2019, No. 19/19 Wisconsin, U-M won 61-52 at Crisler Center in Ann Arbor, Mich.
Michigan defeated a ranked opponent on the road	November 14, 2018 vs. No. 8 Villanova at Finneran Pavilion in Villanova, Pa.
Michigan defeated a top 10 ranked opponent at home	Feb. 18, 2018, #8/9 Ohio State: U-M won 74-62 at Crisler Center in Ann Arbor, Mich.
Michigan defeated a top 10 ranked opponent on the road	November 14, 2018 vs. No. 8 Villanova at Finneran Pavilion in Villanova, Pa.
Michigan was ranked No. 1	Jan. 28, 2013, Michigan 1st in AP poll, 2nd in ESPN/USA Today Coaches Poll
Michigan faced the No. 1 ranked team	Dec. 14, 2013, #1/1 Arizona: U-M lost 72-70 at Crisler Center in Ann Arbor, Mich.
Michigan defeated the No. 1 ranked team	Dec. 14, 1997, #1/1 Duke: U-M won 81-73 at Crisler Center in Ann Arbor, Mich.

OVERTIME / THE LAST SECOND

Michigan won an overtime game	March 1, 2017, vs. Iowa (BTT): U-M won 77-71 at Madison Square Garden in New York, N.Y.
Michigan lost an overtime game	Feb. 19, 2017, at Minnesota: U-M lost 83-78 at Williams Arena in Minneapolis, Minn.
Michigan won on a buzzer beater	Jan. 22, 2019, Minnesota U-M won 59-57 on a Charles Matthews baseline jump shot with 0.8 seconds left
Opponent won on a buzzer beater	March 1, 2017 at Northwestern: Derek Pardon layup after full court pass with 1.7 seconds left

DOUBLE-FIGURE SCORING

Michigan had one in double figures	Jan. 18, 2018, at Nebraska: Charles Matthews (15)
Michigan had two in double figures	Jan. 22, 2019, Minnesota: I. Brazdeikis (18), J. Teske (15)
Michigan had three in double figures	Feb. 9, 2019, No. 19/19 Wisconsin: C. Matthews (18), J. Teske (17), J. Poole (10)
Michigan had four in double figures	Feb. 5, 2019, at Rutgers: I. Brazdeikis (23), J. Poole (15), Z. Simpson (14), C. Matthews (11)
Michigan had five in double figures	Jan. 10, 2019, at Illinois: Z. Simpson (16), I. Brazdeikis (15), C. Matthews (14), J. Teske (13), J. Poole (10)
Michigan had six in double figures	Jan. 6, 2018, Illinois: M. Wagner (14), D. Robinson (13), M.A. Abdur-Rahkman (13), I. Livers (12), J. Poole (11), C. Matthews (10)
Michigan had five starters in double figures	Jan. 10, 2019, at Illinois: Z. Simpson (16), I. Brazdeikis (15), C. Matthews (14), J. Teske (13), J. Poole (10)
Michigan had two players with 20-plus points	Nov. 28, 2018, No. 11/13 North Carolina: I. Brazdeikis (24), C. Matthews (21)
Michigan had three players with 20-plus points	Jan. 14, 2017, Nebraska: Moe Wagner (23), Zak Irvin (21), Derrick Walton Jr. (20)
Michigan had two players with 30-plus points	March 12, 1994, at Northwestern: Jalen Rose (33) and Juwan Howard (32)

INDIVIDUAL SCORING

U-M player had 20 or more points	Feb. 5, 2019, at Rutgers	Ignas Brazdeikis (23)
U-M player had 30 or more points	Dec. 21, 2017, Alabama A&M	Charles Matthews (31)
U-M player had 40 or more points	Jan. 9, 1988, Minnesota	Glen Rice (40)
Opponent player had 20 or more points	Feb. 5, 2019, at Rutgers	Eugene Omoruyi (21)
Opponent player had 30 or more points	Dec. 15, 2018, Western Michigan	Michael Flowers (31)
Opponent player had 40 or more points	Dec. 30, 1993, Arizona	Khalid Reeves (40)

INDIVIDUAL REBOUNDING

U-M player had 10 or more rebounds	Feb. 9, 2019, No. 19/19 Wisconsin	Jon Teske (12)
U-M player had 15 or more rebounds	March 31, 2018, vs. Loyola-Chicago (NCAA)	Moritz Wagner (15)
U-M player had 20 or more rebounds	Dec. 22, 2008, Florida Gulf Coast	DeShawn Sims (20)
Opponent player had 10 or more rebounds	Feb. 9, 2019, No. 19/19 Wisconsin	Ehtan Happ (11)

INDIVIDUAL ASSISTS

U-M player had five-plus assists	Feb. 9, 2019, No. 19/19 Wisconsin	Zavier Simpson (5)
U-M player had 10-plus assists	Jan. 29, 2019, Ohio State	Zavier Simpson (12)
U-M player had 15-plus assists	March 5, 2017, at Nebraska	Derrick Walton Jr. (16), <i>U-M Record</i>

INDIVIDUAL BLOCKS

U-M player had five-plus blocks	Nov. 28, 2018, No. 11/13 North Carolina	Jon Teske (5)
U-M player had 10-plus blocks	Dec. 7, 1985, Florida Southern	Roy Tarpley (10)

INDIVIDUAL STEALS

U-M player had five-plus steals	Nov. 14, 2018 at No. 8 Villanova	Zavier Simpson (5)
U-M player had 10-plus steals	has yet to happen	

DOUBLE-DOUBLE

U-M player had a double-double (point-rebound)	Feb. 9, 2019, No. 19/19 Wisconsin	Jon Teske (17 points, 12 rebounds)
U-M player had a double-double (point-assist)	Nov. 26, 2017, UC Riverside	Charles Matthews (17 points, 12 assists)
U-M player had a double-double (point-block)	Dec. 7, 1985, Florida Southern	Roy Tarpley (19 points, 10 blocks)
Michigan had two players with a double-double	Feb. 3, 2018, Minnesota	Charles Matthews (13 points, 11 rebounds) Moritz Wagner (16 points, 10 rebounds)

TRIPLE-DOUBLE

U-M player had a triple-double (point-rebound-assist)	Jan. 29, 2019, Ohio State	Zavier Simpson (11P, 10R, 12A)
	Dec. 19, 2015, Youngstown State	Derrick Walton Jr. (10P, 11R, 13A)
	Dec. 15, 2015, Northern Kentucky	Caris LeVert (13P, 10R, 10A)
	Jan. 30, 2011, Iowa	Darius Morris (12P, 10R, 11A)
	Nov. 14, 2009, Northern Michigan	Manny Harris (18P, 13R, 10A)
	March 14, 1987 vs. North Carolina (NCAA)	Gary Grant (24P, 10R, 10A)

The Last Time ...

SCORING

Michigan scored 100 or more points	Nov. 21, 2017, vs. Chaminade	Michigan (102) - U-M won 102-64
Michigan scored 90 or more points	March 22, 2018, vs. Texas A&M (NCAA)	Michigan (99) - U-M won 99-72
Michigan scored 80 or more points	Jan. 13, 2019, Northwestern	Michigan (80) - U-M won 80-60
Michigan scored fewer than 50 points	Jan. 18, 2018, at Nebraska	Michigan (5) - U-M lost 72-52
Opponent scored 100 or more points	Dec. 10, 2016, at UCLA	UCLA (102) - U-M lost 102-84
Opponent scored 90 or more points	Jan. 26, 2018, at No. 3/3 Purdue	Purdue (92) - U-M lost 92-88
Opponent scored fewer than 50 points	Jan. 29, 2019, Ohio State	Indiana (49) - U-M won 66-49
Opponent scored fewer than 40 points	Nov. 10, 2018 vs. Holy Cross	Holy Cross (37) - U-M won 56-37

REBOUNDING

Michigan had more than 50 rebounds	Nov. 6, 2018, Norfolk State	Michigan (52)
Michigan had more than 40 rebounds	Jan. 25, 2019, at Indiana	Michigan (44)
Michigan had fewer than 25 rebounds	Jan. 26, 2018, at No. 3/3 Purdue	Michigan (25)
Opponent had more than 50 rebounds	March 10, 2013, Indiana	Indiana (53)
Opponent had more than 40 rebounds	Feb. 1, 2019, at Iowa	Iowa (48)
Opponent had fewer than 25 rebounds	Dec. 8, 2018, South Carolina	South Carolina (24)

ASSISTS

Michigan had more than 20 assists	Dec. 30, 2018, Binghamton	Michigan (23)
Michigan had more than 15 assists	Jan. 29, 2019, Ohio State	Michigan (15)
Michigan had fewer than 10 assists	Jan. 25, 2019, at Indiana	Michigan (10)

BLOCKS

Michigan had more than 10 blocks	Feb. 24, 2007, at Minnesota	Michigan (10)
Michigan had more than five blocks	Feb. 9, 2019, No. 19/19 Wisconsin	Michigan (5)
Michigan had fewer than five blocks	Feb. 1, 2019, at Iowa	Michigan (3)
Michigan did not record a block	March 22, 2018, vs. Texas A&M (NCAA)	Michigan (0)

STEALS

Michigan had more than 10 steals	Jan. 29, 2019, Ohio State	Michigan (11)
Michigan had more than five steals	Feb. 9, 2019, No. 19/19 Wisconsin	Michigan (5)
Michigan had fewer than five steals	Feb. 5, 2019, at Rutgers	Michigan (3)
Michigan did not record a steal	Feb. 16, 2014, Wisconsin	Michigan (0)

FIELD GOALS

Michigan had more than 40 field goals made	Dec. 19, 2015, Youngstown State	Michigan (40)
Michigan had more than 30 field goals made	Jan. 13, 2019, Northwestern	Michigan (31)
Michigan had fewer than 20 field goals made	Nov. 10, 2018 vs. Holy Cross	Michigan (18)
Michigan had more than 70 field goal attempts	Dec. 16, 2016, vs. Detroit Mercy	Michigan (72)
Michigan had more than 60 field goal attempts	Feb. 1, 2019, at Iowa	Michigan (65)
Michigan had fewer than 40 field goal attempts	Feb. 6, 2010, Wisconsin	Michigan (39)
Michigan shot over 60 percent from the field	March 22, 2018, vs. Texas A&M (NCAA)	Michigan 61.9 percent (39-for-63)
Michigan shot over 50 percent from the field	Jan. 13, 2019, Northwestern	Michigan 52.5 percent (31-for-59)
Michigan shot less than 30 percent from the field	Nov. 23, 2016, at South Carolina	Michigan 19.2 percent (10-for-52)

3-POINT FIELD GOALS

Michigan had more than 15 three-point field goals	Nov. 17, 2018, vs. George Washington	Michigan (15)
Michigan had more than 10 three-point field goals	Feb. 5, 2019, at Rutgers	Michigan (11)
Michigan had fewer than five three-point field goals	Feb. 9, 2019, No. 19/19 Wisconsin	Michigan (4)
Michigan did not make three-point field goal	March 3, 2013, Michigan State	Michigan (0)
Michigan had more than 30 three-point field goal attempts	Feb. 1, 2019, at Iowa	Michigan (33)
Michigan had more than 20 three-point field goal attempts	Feb. 5, 2019, at Rutgers	Michigan (23)
Michigan had fewer than 10 three-point field goals attempts	Dec. 15, 2007, Central Michigan	Michigan (8)
Michigan shot over 50 percent on three-pointers	Dec. 30, 2018: Binghamton	Michigan 61.1 percent (11-for-18)
Michigan shot over 40 percent on three-pointers	Feb. 5, 2019, at Rutgers	Michigan 47.8 percent (11-for-23)
Michigan shot less than 25 percent on three-pointers	Feb. 9, 2019, No. 19/19 Wisconsin	Michigan 23.5 percent (4-for-17)

FREE THROWS MADE

Michigan had more than 30 free throws made	Feb. 14, 2001 vs. Iowa	Michigan (34)
Michigan had more than 20 free throws made	Dec. 8, 2018, South Carolina	Michigan (23)
Michigan had fewer than 10 free throws made	Feb. 9, 2019, No. 19/19 Wisconsin	Michigan (7)
Michigan had more than 30 free throw attempts	Dec. 8, 2018, South Carolina	Michigan (30)
Michigan had more than 20 free throw attempts	Jan. 22, 2019, Minnesota	Michigan (22)
Michigan had fewer than 10 free throw attempts	Feb. 9, 2019, No. 19/19 Wisconsin	Michigan (9)
Michigan had fewer than five free throw attempts	Jan. 1, 2017, at Iowa	Michigan (5)
Michigan shot 100 percent on free throws	March 23, 2017, vs. Oregon (NCAA)	Michigan 1.000 percent (7-for-7)
Michigan shot over 90 percent on free throws	Jan. 29, 2019, Ohio State	Michigan 91.7 percent (11-for-12)
Michigan shot less than 50 percent on free throws	Jan. 19, 2019, at Wisconsin	Michigan 45.5 percent (5-for-11)

FOULS

Michigan had more than 20 fouls	Feb. 1, 2019, at Iowa	Michigan (20)
Michigan had more than 15 fouls	Feb. 5, 2019, at Rutgers	Michigan (17)
Michigan had fewer than 10 fouls	Feb. 9, 2019, No. 19/19 Wisconsin	Michigan (9)
Michigan had fewer than five fouls	Nov. 23, 2018, Chattanooga	Michigan (5)

TURNOVERS

Michigan had more than 20 turnovers	Jan. 28, 2009, at Ohio State	Michigan (21)
Michigan had more than 10 turnovers	Jan. 19, 2019, at Wisconsin	Michigan (16)
Michigan had fewer than 10 turnovers	Feb. 9, 2019, No. 19/19 Wisconsin	Michigan (5)
Michigan had fewer than five turnovers	Jan. 6, 2019, No. 21/22 Indiana	Michigan (3)

Box Scores: 2018-19



Charles Matthews had 19 points, four rebounds, three blocks and one steal in U-M's 73-46 Gavitt Games road victory at No. 8/8 Villanova's Finneran Pavilion.



With 14 points and 11 rebounds, Xavier Simpson posted his first career double-double while dishing out eight assists in U-M's 84-61 win over George Washington.



Ignas Brazdeikis recorded his first 20-point game to lead U-M to the Hall of Fame Tip-Off championship with a 66-47 win over Providence at the Mohegan Sun Arena.

GAME #3 | GAVITT GAMES
#18/18 Michigan: 73
at #8/8 Villanova: 46
November 14, 2018
Villanova, Pa. • Finneran Pavilion
TV: FOX



#	#18/18 U-M	FG	3FG	FT	O-D	RB	PF	PTS	A	TO	B	S	MIN
13	I. Brazdeikis, f	7-11	0-1	4-4	3-4	7	1	18	0	1	0	2	32
15	J. Teske, c	0-1	0-1	0-1	0-2	2	2	0	1	0	1	1	23
1	C. Matthews, g	7-13	4-0	5-7	2-2	4	0	19	0	0	3	1	26
2	J. Poole, g	3-7	1-4	0-0	0-1	1	3	7	1	1	0	1	27
3	Z. Simpson, g	4-9	0-1	1-3	0-4	4	3	9	6	2	1	5	32
0	D. DeJulius	1-2	1-2	1-2	0-0	0	0	4	0	0	0	0	3
4	I. Livers	3-5	2-2	1-2	0-2	2	4	9	1	1	0	1	17
5	A. Nunez	0-1	0-1	0-0	0-0	0	2	0	0	0	0	0	3
11	C. Castleton	1-2	0-0	0-0	2-1	3	1	2	0	0	0	0	3
23	B. Johns, Jr.	0-1	0-0	0-0	0-3	1	0	1	0	0	0	0	4
24	C.J. Baird	0-0	0-0	0-0	0-0	0	0	0	0	0	0	0	2
51	A. Davis	0-0	0-0	0-0	0-0	1	0	0	0	0	0	0	1
55	E. Brooks	2-3	1-1	0-0	0-1	1	2	5	3	2	1	0	16
TEAM		2-4 6											
TOTALS		28-55	5-17	12-19	9-24	33	20	73	13	7	6	11	200
TOTAL FG%:		1st: 18-32	.563	2nd: 10-23	.435	Game: 28-55		.509					
3-PT FG%:		1st: 4-12	.333	2nd: 1-5	.200	Game: 5-17		.294					
FT%:		1st: 4-6	.667	2nd: 8-13	.615	Game: 12-19		.632					
		Deadball: 2											

#	#8/8 Villanova	FG	3FG	FT	O-D	RB	PF	PTS	A	TO	B	S	MIN
4	E. Paschall, f	3-14	0-1	4-4	2-4	6	1	10	1	3	0	1	32
21	D. Cosby-Roundtree, f	1-2	0-0	3-4	2-3	5	1	5	0	1	1	1	17
23	J. Samuels, f	1-3	1-3	0-0	1-2	3	3	3	0	1	0	0	13
2	C. Gillespie, g	1-3	0-0	3-4	0-4	4	3	5	3	5	0	0	34
5	R. Booth, g	2-8	2-6	3-3	0-1	1	2	9	0	4	1	0	33
1	J. Quinerly	2-6	0-2	0-1	0-0	0	3	4	1	1	0	0	8
3	B. Slater	0-0	0-0	0-0	0-0	0	1	0	0	1	0	0	5
10	C. Swider	2-3	0-1	1-3	0-1	1	2	5	1	1	0	0	15
15	S. Bey	1-3	0-2	1-2	2-3	5	3	3	1	2	1	0	17
24	J. Crema	1-2	0-0	0-0	0-1	1	1	2	0	0	0	0	26
TEAM		3-4 7											
TOTALS		14-44	3-15	15-21	10-23	33	20	46	7	21	3	1	200
TOTAL FG%:		1st: 6-25	.240	2nd: 8-19	.421	Game: 14-44		.318					
3-PT FG%:		1st: 2-10	.200	2nd: 1-5	.200	Game: 3-15		.200					
FT%:		1st: 3-4	.750	2nd: 12-17	.706	Game: 15-21		.714					
		Deadball: 2											

Technical Fouls: Xavier Simpson (U-M), F1 (Hook & Hold)
Foul Out: U-M - None; Villanova - None
Officials: Terry Wymer, Terry Oglisby, D.J. Carstenson
Attendance: 6,501 (sellout)
Score by Half
 #18/18 Michigan..... 44-29 73
 at #8/8 Villanova..... 17-29 46

GAME #4 | HOF TIP-OFF SEMIFINAL
#18/18 Michigan: 84
vs. George Washington: 61
November 17, 2018
Uncasville, Conn. • Mohegan Sun Arena
TV: ESPN3



#	#18/18 U-M	FG	3FG	FT	O-D	RB	PF	PTS	A	TO	B	S	MIN
13	I. Brazdeikis, f	2-5	0-1	1-3	1-2	3	2	5	2	2	0	1	25
15	J. Teske, c	0-4	0-1	0-0	1-2	3	2	0	2	0	1	2	17
1	C. Matthews, g	10-13	2-2	3-4	3-3	6	1	25	3	0	1	30	
2	J. Poole, g	7-12	5-8	3-3	1-4	5	1	22	1	0	0	30	
3	Z. Simpson, g	5-9	4-7	0-0	1-10	11	2	14	8	2	0	28	
0	D. DeJulius	0-1	0-1	0-0	0-0	0	1	0	1	1	0	0	6
4	I. Livers	4-6	3-4	0-0	0-4	4	1	11	0	1	1	2	21
5	A. Nunez	0-2	0-2	0-0	0-0	0	0	0	0	1	0	0	6
11	C. Castleton	0-2	0-0	0-0	1-0	1	2	0	0	1	0	0	3
23	B. Johns, Jr.	2-2	1-1	0-0	0-2	2	0	5	0	1	0	0	11
24	C.J. Baird	0-1	0-0	0-0	0-0	0	0	0	0	0	0	0	3
32	L. Wilson	0-0	0-0	0-0	0-0	0	0	0	0	0	0	0	4
55	E. Brooks	1-5	0-3	0-1	0-3	3	0	2	3	1	0	0	16
TEAM		0-1 1											
TOTALS		31-62	15-30	7-11	8-31	39	12	84	20	10	2	6	200
TOTAL FG%:		1st: 12-26	.462	2nd: 19-36	.528	Game: 31-62		.500					
3-PT FG%:		1st: 5-12	.417	2nd: 10-18	.556	Game: 15-30		.500					
FT%:		1st: 6-9	.667	2nd: 1-2	.500	Game: 7-11		.636					
		Deadball: 3											

#	G. Washington	FG	3FG	FT	O-D	RB	PF	PTS	A	TO	B	S	MIN
11	A. Toro, f	6-17	1-4	0-0	0-9	9	1	13	0	1	0	0	28
0	J. Mazzulla, g	2-3	0-0	2-3	0-1	1	3	6	1	3	0	0	21
2	A. Potter, g	0-1	0-0	0-0	0-0	0	2	0	2	0	0	0	19
13	D.J. Williams, g	7-16	1-3	1-1	2-3	5	1	16	1	2	0	0	32
14	M. Jack, g	2-3	1-1	0-0	2-2	4	2	5	1	1	0	1	10
1	T. Nolan, Jr.	2-9	2-4	2-2	0-4	4	2	8	2	1	0	0	29
4	J. Williams	1-3	0-0	0-0	2-2	4	0	2	0	0	0	0	7
5	A. Mitola	2-2	1-1	0-0	0-0	0	0	5	0	0	0	0	7
12	S. Brown	0-4	0-1	0-0	0-0	0	1	0	1	0	0	0	21
15	M. Offurum	1-1	0-0	0-0	0-1	1	0	2	2	2	0	0	14
32	J. Langarica	2-5	0-2	0-0	1-2	3	2	4	0	1	0	1	10
35	M. Littles	0-0	0-0	0-0	0-0	0	0	0	0	1	0	0	2
TEAM		1-0 1											
TOTALS		25-64	6-16	5-6	8-24	32	14	61	10	11	1	3	200
TOTAL FG%:		1st: 11-30	.367	2nd: 14-34	.412	Game: 25-64		.391					
3-PT FG%:		1st: 3-7	.429	2nd: 3-9	.333	Game: 6-16		.375					
FT%:		1st: 1-1	1.000	2nd: 4-5	.800	Game: 5-6		.833					
		Deadball: 1											

Technical Fouls: None
Foul Out: U-M - None; George Washington - None
Officials: D.J. Carstensen, Donnie Eppley, John Floyd
Attendance: 7,231
Score by Half
 #18/18 Michigan..... 35-49 84
 vs. George Washington..... 26-35 61

GAME #5 | HOF TIP-OFF TITLE GAME
#18/18 Michigan: 66
vs. Providence: 47
November 18, 2018
Uncasville, Conn. • Mohegan Sun Arena
TV: ESPN



#	#18/18 U-M	FG	3FG	FT	O-D	RB	PF	PTS	A	TO	B	S	MIN
13	I. Brazdeikis, f	7-13	1-1	5-7	2-5	7	3	20	0	2	1	2	31
15	J. Teske, c	7-11	1-3	2-3	3-3	6	3	17	0	0	0	0	28
1	C. Matthews, g	2-7	0-3	1-2	2-2	4	3	5	0	1	0	1	23
2	J. Poole, g	1-5	0-3	2-2	1-1	2	3	4	3	3	0	1	27
3	Z. Simpson, g	2-5	0-0	2-4	0-6	6	3	6	8	1	0	0	32
0	D. DeJulius	0-1	0-1	0-0	0-0	0	1	0	0	0	0	0	3
4	I. Livers	2-5	2-3	2-2	0-6	6	1	8	2	0	1	0	28
5	A. Nunez	0-0	0-0	0-0	0-0	0	0	0	0	0	0	0	2
11	C. Castleton	0-0	0-0	0-0	0-0	0	0	0	0	0	0	0	2
23	B. Johns, Jr.	0-0	0-0	0-0	0-2	2	0	0	0	1	0	0	3
24	C.J. Baird	0-0	0-0	0-0	0-0	0	0	0	0	1	0	0	1
32	L. Wilson	0-1	0-1	0-0	0-0	0	0	0	0	0	0	0	2
55	E. Brooks	2-4	2-3	0-0	0-0	0	1	6	2	1	0	0	18
TEAM		3-3 6											
TOTALS		23-52	6-18	14-20	11-28	39	18	66	15	11	3	3	200
TOTAL FG%:		1st: 14-29	.483	2nd: 9-23	.391	Game: 23-52		.442					
3-PT FG%:		1st: 2-5	.400	2nd: 4-13	.308	Game: 6-18		.333					
FT%:		1st: 5-9	.556	2nd: 9-11	.818	Game: 14-20		.700					
		Deadball: 3											

#	Providence	FG	3FG	FT	O-D	RB	PF	PTS	A	TO	B	S	MIN
5	J. Nichols, Jr., f	1-4	0-1	1-3	1-1	2	3	3	0	1	4	0	18
13	K. Young, f	0-2	0-0	0-0	1-1	2	1	0	1	0	0	0	12
3	D. Duke, g	5-8	0-0	2-2	2-2	4	4	12	1	0	0	0	24
10	A.J. Reeves, g	2-5	0-2	1-2	2-2	4	1						

Box Scores: 2018-19



Ignas Brazdeikis recorded his second straight 20-point game to lead the Wolverines to an 83-55 victory over Chattanooga in U-M's return to the Crisler Center.



Charles Matthews notched his third 20-point performance of the season with 21 and pulled down a team-best seven rebound in U-M's 84-67 win over No. 11/13 UNC at Crisler.



Jordan Poole paced the Wolverines with 21 points and five three-pointers in a 76-57 victory over Purdue for U-M's first Big Ten win of the season.

GAME #6
#9/8 Michigan: 83
Chattanooga: 55
November 23, 2018
Ann Arbor, Mich. • Crisler Center
TV: BTN



#	#9/8 U-M	FG	3FG	FT	O-D	RB	PF	PTS	A	T	B	S	MIN
13	I. Brazdeikis, f	6-10	2-4	6-7	2-5	7	2	20	1	0	1	0	19
15	J. Teske, c	3-6	0-2	1-1	3-9	12	1	7	0	0	1	3	23
1	C. Matthews, g	2-9	0-2	4-6	0-1	1	0	8	3	0	0	2	26
2	J. Poole, g	6-10	2-3	0-0	1-5	6	0	14	2	0	0	0	29
3	Z. Simpson, g	1-3	0-0	1-2	0-2	2	0	3	2	2	0	1	25
0	D. DeJulius	0-3	0-2	0-0	0-0	0	0	0	1	1	0	1	7
4	I. Livers	4-5	2-3	2-2	0-2	2	1	12	2	1	0	2	23
5	A. Nunez	0-1	0-1	0-0	0-0	0	0	0	0	0	0	0	4
11	C. Castleton	0-0	0-0	1-4	2-3	5	0	1	0	0	0	0	4
23	B. Johns, Jr.	0-1	0-1	0-0	1-0	1	0	0	0	0	0	0	4
24	C.J. Baird	1-2	1-2	0-0	0-0	0	0	3	0	0	0	0	3
32	L. Wilson	0-0	0-0	0-0	0-0	0	0	0	1	0	0	0	3
51	A. Davis	3-4	0-0	0-0	1-2	3	0	6	0	0	0	0	10
55	E. Brooks	3-5	1-3	2-2	0-3	3	1	9	2	0	0	1	20
TEAM													
TOTALS 29-59 8-22 17-24 11-33 44 5 83 13 5 2 10 200													
TOTAL FG%: 1st: 14-29 .483 2nd: 15-30 .500 Game: 29-59 .492													
3-PT FG%: 1st: 4-10 .400 2nd: 4-12 .333 Game: 8-22 .364													
FT%: 1st: 10-13 .769 2nd: 7-11 .636 Game: 17-24 .708													
Deadball: 2													

#	Chattanooga	FG	3FG	FT	O-D	RB	PF	PTS	A	T	B	S	MIN
34	K. Easley, f	8-13	5-6	0-0	1-6	7	0	21	0	3	0	0	28
33	T.Smallwood, c	3-8	1-3	0-0	2-2	4	2	7	1	2	1	0	24
1	J. Scott, g	1-2	0-0	1-2	1-3	4	3	3	0	1	0	1	24
2	J. Johnson, Jr, g	3-9	2-4	0-0	0-0	0	3	8	2	1	0	0	26
5	D. Toatley, g	2-9	0-2	1-2	0-1	1	3	5	3	3	0	0	19
3	D. Jean-Baptiste	2-9	0-3	0-0	0-1	1	0	4	2	0	0	0	27
4	M. Commander	2-6	0-1	0-0	0-3	3	2	4	3	3	0	1	25
22	K. Kerby	1-2	1-2	0-0	0-3	3	4	3	1	0	0	0	12
25	J. Brown	0-3	0-1	0-0	1-2	3	0	0	1	0	1	0	15
TEAM													
TOTALS 22-61 9-22 2-4 7-24 31 17 55 13 13 2 2 200													
TOTAL FG%: 1st: 8-30 .267 2nd: 14-31 .452 Game: 22-61 .361													
3-PT FG%: 1st: 4-11 .364 2nd: 5-11 .455 Game: 9-22 .409													
FT%: 1st: 2-4 .500 2nd: 0-0 .000 Game: 2-4 .500													
Deadball: 1													

Technical Fouls: None
Foul Out: U-M - None; Chattanooga - None
Officials: Edwin Young, Chris Beavers, Steve McJunkins
Attendance: 12,010
Score by Half
 #9/8 Michigan..... 42-41 83
 Chattanooga..... 22-33 55

GAME #7 | ACC/B1G CHALLENGE
#7/5 Michigan: 84
#11/13 North Carolina: 67
November 28, 2018
Ann Arbor, Mich. • Crisler Center
TV: ESPN



#	#7/5 U-M	FG	3FG	FT	O-D	RB	PF	PTS	A	T	B	S	MIN
13	I. Brazdeikis, f	9-13	2-4	4-6	0-5	5	3	24	1	0	0	0	32
15	J. Teske, c	3-5	0-2	0-3	0-5	5	3	6	2	1	5	1	34
1	C. Matthews, g	7-12	2-4	5-8	2-5	7	2	21	1	3	1	1	34
2	J. Poole, g	6-13	5-8	1-3	0-5	5	1	18	4	0	0	1	32
3	Z. Simpson, g	2-4	0-1	1-3	0-4	4	2	5	6	1	0	1	34
4	I. Livers	1-1	1-1	0-0	0-0	0	3	3	0	1	0	0	12
51	A. Davis	0-0	0-0	0-0	0-0	0	0	0	0	0	0	0	4
55	E. Brooks	3-6	1-2	0-0	0-0	0	0	7	1	1	0	0	18
TEAM													
TOTALS 31-54 11-22 11-23 2-29 31 14 84 15 7 6 4 200													
TOTAL FG%: 1st: 15-27 .556 2nd: 16-27 .593 Game: 31-54 .574													
3-PT FG%: 1st: 5-10 .500 2nd: 6-12 .500 Game: 11-22 .500													
FT%: 1st: 4-10 .400 2nd: 7-13 .538 Game: 11-23 .478													
Deadball: 3,2													

#	#11/13 UNC	FG	3FG	FT	O-D	RB	PF	PTS	A	T	B	S	MIN
15	G. Brooks, f	4-7	0-0	2-3	2-5	7	3	10	0	1	0	0	22
32	L. Maye, f	4-12	1-4	2-4	3-12	15	2	11	1	1	0	0	33
2	C. White, g	6-12	0-2	0-0	1-3	4	2	12	4	1	0	0	25
13	C. Johnson, g	2-7	1-4	0-1	0-3	3	2	5	2	2	0	0	30
24	K. Williams, g	4-7	3-5	0-0	0-2	2	2	11	3	0	1	1	29
0	S. Woods	1-3	0-0	2-3	0-0	0	2	4	2	1	0	0	12
1	L. Black	1-3	1-1	0-0	2-0	2	1	3	0	1	0	0	8
3	A. Platek	0-1	0-0	0-0	1-0	1	1	0	0	1	0	0	1
4	B. Robinson	1-3	1-3	0-0	0-1	1	4	3	1	0	0	0	10
5	N. Little	1-5	0-1	2-2	0-1	1	0	4	0	1	0	1	16
11	S. Rush	0-0	0-0	0-0	0-0	0	0	0	0	0	0	0	1
21	S. Manley	0-1	0-0	0-0	0-0	0	2	0	0	0	0	0	4
22	W. Miller	0-0	0-0	0-0	0-0	0	0	0	0	0	0	0	1
25	C. Ellis	1-2	0-0	0-0	1-0	1	0	2	0	0	0	0	1
30	K.J. Smith	0-2	0-1	0-0	0-0	0	0	0	0	0	0	0	3
42	B. Huffman	1-1	0-0	0-0	0-1	1	0	2	0	0	0	0	4
TEAM													
TOTALS 26-66 7-21 8-13 13-30 43 21 67 13 10 1 2 200													
TOTAL FG%: 1st: 14-29 .483 2nd: 12-37 .324 Game: 26-66 .394													
3-PT FG%: 1st: 2-8 .250 2nd: 5-13 .385 Game: 7-21 .333													
FT%: 1st: 5-5 1.000 2nd: 3-8 .375 Game: 8-13 .615													
Deadball: 1													

Technical Fouls: None
Foul Out: U-M - None; North Carolina - None
Officials: Terry Wymer, Courtney Green, D.J. Carstensen
Attendance: 12,707 (sellout)
Score by Half
 #7/5 Michigan..... 39-45 84
 #11/13 North Carolina..... 35-32 67

GAME #8 | B1G
#7/5 Michigan: 76
#19/18 Purdue: 57
December 1, 2018
Ann Arbor, Mich. • Crisler Center
TV: ESPN



#	#7/5 U-M	FG	3FG	FT	O-D	RB	PF	PTS	A	T	B	S	MIN
13	I. Brazdeikis, f	4-7	2-3	2-2	0-2	2	0	12	2	0	1	0	32
15	J. Teske, c	5-6	2-2	5-6	2-6	8	0	17	1	1	1	1	31
1	C. Matthews, g	3-11	3-6	0-0	0-5	5	1	9	4	3	0	0	35
2	J. Poole, g	8-9	5-5	0-0	0-5	5	2	21	1	4	0	1	34
3	Z. Simpson, g	5-14	0-3	0-1	2-4	6	1	10	7	1	0	1	36
0	D. DeJulius	0-0	0-0	0-0	0-0	0	1	0	0	0	0	0	1
4	I. Livers	0-3	0-3	2-2	0-1	1	2	0	0	0	0	0	13
5	A. Nunez	0-0	0-0	0-0	0-0	0	1	0	0	0	0	0	1
23	B. Johns, Jr.	0-0	0-0	2-2	0-1	1	0	2	0	0	0	0	2
24	C.J. Baird	0-1	0-0	0-0	1-0	1	0	0	0	0	0	0	1
32	L. Wilson	0-1	0-1	0-0	0-0	0	0	0	0	0	0	0	1
51	A. Davis	0-0	0-0	0-0	0-0	0	1	0	0	1	0	0	1
55	E. Brooks	1-3	1-3	0-0	0-1	1	3	0	1	0	0	0	12
TEAM													
TOTALS 26-55 13-26 11-13 9-27 36 9 76 15 11 2 3 200													
TOTAL FG%: 1st: 17-32 .531 2nd: 9-23 .391 Game: 26-55 .473													
3-PT FG%: 1st: 9-15 .600 2nd: 4-11 .364 Game: 13-26 .500													
FT%: 1st: 1-2 .500 2nd: 10-11 .909 Game: 11-13 .846													
Deadball: 1,1													

#	#19/18 Purdue	FG	3FG	FT	O-D	RB	PF	PTS	A	T	B	S	MIN
24	G. Eifert, f	1-3	0-1	0-0	3-2	5	1	2	2	0	0	0	17
32	M. Haarms, f	2-6	1-3	0-2	0-2	2	0	5	1	1	1	0	19
3	C. Edwards, g	7-21	1-5	4-4	2-4	6	1	19	3	5	0	0	29
14	R. Cline, g	6-8	3-5	0-0	0-2	2	2	15	2	0	0	2	35
20	N. Eastern, g	1-3	0-0	0-0	2-2	4	1	2	3	0	1	2	29
1	A. Wheeler	3-3	2-2	0-0	1-4	5	3	8	0	1	0	0	17
2	E. Hunter, Jr.	0-5	0-2	0-0	1-0	1	1	0	0	0	0	0	14
12	E. Boudreaux	1-8	1-4	0-0	1-2	3	0	3	1	0	0	0	18
50	T. Williams	0-2	0-0	0-0	1-0	1	1	0	0	0	0	0	4
55	S. Stefanovic	1-3	1-2	0-0	1-2	3	2	3	0	2	1	0	18
TEAM													
TOTALS 22-62 9-24 4-6 13-20 33 12 57 12 9 3 4 200													
TOTAL FG%: 1st: 11-31 .355 2nd: 11-31 .355 Game: 22-62 .355													
3-PT FG%: 1st: 4-12 .333 2nd: 5-12 .417 Game: 9-24 .375													
FT%: 1st: 2-2 1.000 2nd: 2-4 .500 Game: 4-6 .667													
Deadball: 1,1													

Technical Fouls: None
Foul Out: U-M - None; Purdue - None
Officials: Keith Kimble


Box Scores: 2018-19



Jordan Poole broke free and his crowd-dazzling dunk with under two minutes on the clock helped U-M lock up a tough 62-60 road victory at Northwestern.



With 26 points thanks to four long range buckets, Jordan Poole guided the Wolverines to an 89-78 victory over South Carolina at Crisler Center.



Charles Matthews recorded his fifth career double-double with 25 points and 10 rebounds while going 11-for-16 from the free throw line in 70-62 win over Western Michigan.

GAME #9 | B1G
#5/5 Michigan: 62
at Northwestern: 60
December 4, 2018
Evanston, Ill. • Welsh-Ryan Arena
TV: BTN



#	#5/5 U-M	FG	3FG	FT	O-D	RB	PF	PTS	A	TO	B	S	MIN
13	I. Brazdeikis, f	9-18	3-6	2-3	2-2	4	1	23	2	1	0	2	34
15	J. Teske, c	3-7	0-2	2-4	3-7	10	3	8	2	1	1	1	32
1	C. Matthews, g	1-7	0-1	1-2	2-4	6	3	3	0	2	0	2	23
2	J. Poole, g	5-10	1-5	4-4	0-2	2	0	15	2	0	0	0	35
3	Z. Simpson, g	5-10	0-5	0-0	0-3	3	2	10	5	3	0	1	32
4	I. Livers	0-2	0-0	0-0	1-2	3	2	0	0	0	0	0	22
51	A. Davis	0-0	0-0	0-0	0-2	2	3	0	0	1	0	0	7
55	E. Brooks	1-1	1-1	0-0	0-0	0	1	3	1	0	0	0	15
TEAM		1-2		3		1		1					
TOTALS		24-55	5-20	9-13	9-24	33	15	62	12	9	1	5	200
TOTAL FG%:		1st: 13-25	.520	2nd: 11-30	.367	Game: 24-55		.436					
3-PT FG%:		1st: 3-8	.375	2nd: 2-12	.167	Game: 5-20		.250					
FT%:		1st: 7-10	.700	2nd: 2-3	.667	Game: 9-13		.692					
		Deadball: 4											

#	Northwestern	FG	3FG	FT	O-D	RB	PF	PTS	A	TO	B	S	MIN
4	V. Law, f	7-17	4-8	1-1	1-6	7	4	19	2	0	2	1	38
10	M. Kopp, f	1-2	0-0	0-0	0-0	0	1	2	1	0	0	0	8
21	A.J. Turner, f	2-7	0-2	3-3	1-3	4	0	7	5	3	1	1	34
5	D. Pardon, c	9-10	1-1	1-5	2-3	5	1	20	2	2	1	0	32
14	R. Taylor, g	3-10	1-5	2-2	0-1	1	4	9	0	2	1	0	35
2	R. Greer	0-0	0-0	0-0	0-0	0	0	0	0	1	0	0	2
11	A. Gaines	1-3	0-0	1-2	1-5	6	1	3	1	1	1	1	33
22	P. Nance	0-0	0-0	0-0	0-0	0	0	0	0	0	0	0	4
23	J. Ash	0-1	0-1	0-0	0-1	1	1	0	0	0	0	0	8
25	B. Benson	0-1	0-0	0-0	0-1	1	0	0	1	0	0	0	6
TEAM		0-1		1									
TOTALS		23-51	6-17	8-13	5-21	26	12	60	12	9	6	3	200
TOTAL FG%:		1st: 12-26	.462	2nd: 11-25	.440	Game: 23-51		.451					
3-PT FG%:		1st: 3-7	.429	2nd: 3-10	.300	Game: 6-17		.353					
FT%:		1st: 3-4	.750	2nd: 5-9	.556	Game: 8-13		.615					
		Deadball: 4.1											

Technical Fouls: Jon Teske (U-M), F1 (Hook & Hold)
Foul Out: U-M - None; Northwestern - None
Officials: Steve McJunkins, Kelly Pfeifer, Lamont Simpson
Attendance: 7,039 (sellout)
Score by Half
 #5/5 Michigan..... 36-26 62
 at Northwestern..... 30-30 60

GAME #10
#5/5 Michigan: 89
South Carolina: 78
December 8, 2018
Ann Arbor, Mich. • Crisler Center
TV: FS1



#	#5/5 U-M	FG	3FG	FT	O-D	RB	PF	PTS	A	TO	B	S	MIN
13	I. Brazdeikis, f	3-10	0-4	11-12	1-5	6	3	17	0	2	1	0	35
15	J. Teske, c	6-9	0-0	3-5	3-6	9	4	15	1	2	3	0	29
1	C. Matthews, g	4-8	2-4	2-4	0-2	6	2	12	1	1	0	1	27
2	J. Poole, g	8-12	4-7	6-7	0-5	5	0	26	4	4	0	1	36
3	Z. Simpson, g	3-7	0-1	1-2	0-3	3	1	7	7	4	0	3	38
4	I. Livers	4-7	4-7	0-0	1-2	3	3	12	0	1	0	0	25
51	A. Davis	0-0	0-0	0-0	1-1	2	1	0	0	1	0	0	4
55	E. Brooks	0-1	0-1	0-0	0-0	0	0	0	0	1	0	0	6
TEAM		3-0		3									
TOTALS		28-54	10-24	23-30	13-24	37	14	89	13	16	4	5	200
TOTAL FG%:		1st: 14-27	.519	2nd: 14-27	.519	Game: 28-54		.519					
3-PT FG%:		1st: 3-11	.273	2nd: 7-13	.538	Game: 10-24		.417					
FT%:		1st: 11-14	.786	2nd: 12-16	.750	Game: 23-30		.767					
		Deadball: 3.1											

#	South Carolina	FG	3FG	FT	O-D	RB	PF	PTS	A	TO	B	S	MIN
21	M. Kotsar, f	7-10	0-0	2-2	0-1	1	2	16	2	5	1	0	30
24	K. Bryant, f	6-13	0-0	1-1	0-4	4	2	13	2	0	1	1	31
30	C. Silva, f	7-13	1-1	3-7	4-8	12	5	18	2	0	1	0	29
0	A.J. Lawson, g	3-7	1-2	3-4	0-0	0	2	10	5	2	0	3	23
1	T.J. Moss, g	1-1	0-0	0-0	0-1	1	2	2	2	2	0	1	12
2	H. Gravett	3-3	3-3	0-0	0-0	0	2	9	0	0	0	0	20
4	T. Campbell	1-4	0-2	0-0	0-1	1	0	2	1	1	0	2	22
13	F. Haase	1-4	0-0	0-0	1-1	2	3	2	0	0	0	1	11
20	A. Frink	2-3	0-1	0-0	0-0	0	3	4	0	0	0	0	10
23	E. Hinson	1-4	0-2	0-0	1-0	1	0	2	0	0	0	0	12
TEAM		1-1		2									
TOTALS		32-62	5-11	9-14	7-17	24	21	78	14	10	3	8	200
TOTAL FG%:		1st: 15-32	.469	2nd: 17-30	.567	Game: 32-62		.516					
3-PT FG%:		1st: 2-4	.500	2nd: 3-7	.429	Game: 5-11		.455					
FT%:		1st: 4-7	.571	2nd: 5-7	.714	Game: 9-14		.643					
		Deadball: 3											

Technical Fouls: Coach (SC), 7:49 2nd
Foul Out: U-M - None; South Carolina - Chris Silva
Officials: Donnie Eppley, Courtney Green, Terry Oglesby
Attendance: 12,707 (sellout)
Score by Half
 #5/5 Michigan..... 42-47 89
 South Carolina..... 36-42 78

GAME #11
#5/5 Michigan: 70
Western Michigan: 62
December 15, 2018
Ann Arbor, Mich. • Crisler Center
TV: BTN



#	#5/5 U-M	FG	3FG	FT	O-D	RB	PF	PTS	A	TO	B	S	MIN
13	I. Brazdeikis, f	2-7	0-1	0-3	0-1	1	3	4	0	0	0	1	29
15	J. Teske, c	1-4	0-1	1-2	2-4	6	3	3	0	0	1	0	25
1	C. Matthews, g	6-13	2-3	11-16	3-7	10	3	25	2	2	0	3	37
2	J. Poole, g	5-9	2-3	2-2	0-3	3	2	14	1	1	1	4	36
3	Z. Simpson, g	6-10	3-4	0-0	0-5	5	3	15	3	4	0	2	36
4	I. Livers	1-6	0-4	1-2	1-3	4	0	3	0	1	0	0	19
51	A. Davis	2-2	0-0	0-0	0-0	0	4	1	0	0	0	0	9
55	E. Brooks	1-3	0-2	0-0	0-0	0	2	1	0	0	0	0	9
TEAM		2-1		3									
TOTALS		24-54	7-18	15-25	8-24	32	14	70	8	8	2	10	200
TOTAL FG%:		1st: 12-28	.429	2nd: 12-26	.462	Game: 24-54		.444					
3-PT FG%:		1st: 1-8	.125	2nd: 6-10	.600	Game: 7-18		.389					
FT%:		1st: 5-13	.385	2nd: 10-12	.833	Game: 15-25		.600					
		Deadball: 4											

#	WMU	FG	3FG	FT	O-D	RB	PF	PTS	A	TO	B	S	MIN
11	K. Wilkins, f	3-6	0-2	0-0	0-1	1	3	6	0	1	0	0	28
50	S. Dugan, c	3-8	0-1	1-4	0-8	8	3	7	0	2	0	0	36
3	J. Davis, g	1-4	0-1	2-2	0-4	4	5	4	1	3	1	1	21
4	J. Printy, g	3-6	3-6	1-3	0-1	1	3	10	1	1	0	0	34
12	M. Flowers, g	9-16	3-8	10-11	0-7	7	0	31	2	5	0	1	37
2	A. Martin	1-4	0-0	0-0	1-1	2	2	2	0	0	0	0	11
15	P. Emilien	0-0	0-0	0-0	1-4	5	1	0	0	2	0	1	18
20	W. Boyer-Richard	1-1	0-0	0-0	0-0	0	2	2	0	1	0	0	12
32	TJ Clifford	0-1	0-1	0-0	0-0	0	1	0	0	0	0	0	3
TEAM		2-2		4									
TOTALS		21-46	6-19	14-20	4-28	32	20	62	4	16	1	4	200
TOTAL FG%:		1st: 10-23	.435	2nd: 11-23	.478	Game: 21-46		.457					
3-PT FG%:		1st: 4-11	.364	2nd: 2-8	.250	Game: 6-19		.316					
FT%:		1st: 4-6	.667	2nd: 10-14	.714	Game: 14-20		.700					
		Deadball: 3											

Technical Fouls: None
Foul Out: U-M - None; Western Michigan - Josh Davis
Officials: John Floyd, Edwin Young, DJ Carstensen
Attendance: 12,707 (sellout)
Score by Half
 #5/5 Michigan..... 30-40 70
 Western Michigan..... 28-34 62

Box Scores: 2018-19



Charles Matthews recorded his 40th career double-digit game with 17 points and had seven rebounds to help Michigan to a 71-50 victory over Air Force

Sophomore Jordan Poole hit a career-best six 3-pointers to score 18 points and help the Wolverines to a 74-52 victory over Binghamton to close out 2018

Freshman Ignas Brazdeikis recorded his first career double-double with 16 points and 11 rebounds to help the Wolverines to a 68-55 victory over Penn State

GAME #12
#4/5 Michigan: 71
Air Force: 50
December 22, 2018
Ann Arbor, Mich. • Crisler Center
TV: BTN



#	#4/5 U-M	FG	3FG	FT	O-D	RB	PF	PTS	A	T	B	S	MIN
13	I. Brazdeikis, f	7-13	3-7	2-2	1-4	5	1	19	2	2	1	1	32
15	J. Teske, c	1-2	0-0	0-0	2-1	3	2	2	0	1	2	0	22
1	C. Matthews, g	7-14	1-6	2-2	2-5	7	1	17	0	3	1	1	34
2	J. Poole, g	4-8	3-6	0-0	1-4	5	4	11	2	3	0	1	26
3	Z. Simpson, g	1-5	0-2	0-0	0-0	0	3	2	7	1	0	4	27
0	D. DeJulius	0-0	0-0	0-2	0-0	0	0	0	0	0	0	0	4
4	I. Livers	4-8	3-6	0-0	3-3	6	0	11	0	0	0	2	21
5	A. Nunez	0-2	0-0	0-0	1-0	1	0	0	0	0	0	0	2
11	C. Castleton	1-1	0-0	1-1	1-0	1	0	3	0	0	0	0	2
23	B. Johns Jr.	0-0	0-0	0-0	1-1	1	0	0	0	0	0	0	4
24	CJ Baird	0-1	0-1	0-0	0-0	0	0	0	0	0	0	0	1
55	E. Brooks	3-6	0-2	0-0	0-1	1	2	6	4	1	1	0	25
TEAM		1-1 2											
TOTALS		28-60	10-32	5-7	12-20	32	14	71	15	11	5	9	200
TOTAL FG%:		1st: 11-28	.393	2nd: 17-32	.531	Game: 28-60		.467					
3-PT FG%:		1st: 4-15	.267	2nd: 6-17	.353	Game: 10-32		.313					
FT%:		1st: 2-2	1.000	2nd: 3-5	.600	Game: 5-7		.714	Deadball: 1				

GAME #13
#2/4 Michigan: 74
Binghamton: 52
December 30, 2018
Ann Arbor, Mich. • Crisler Center
TV: BTN



#	#2/4 U-M	FG	3FG	FT	O-D	RB	PF	PTS	A	T	B	S	MIN
13	I. Brazdeikis, f	9-18	3-3	0-1	3-5	8	3	21	1	2	0	0	32
15	J. Teske, c	2-6	0-0	0-0	2-3	5	1	4	1	1	2	0	21
1	C. Matthews, g	3-12	0-0	1-2	2-1	3	1	7	1	0	1	3	25
2	J. Poole, g	6-11	6-10	0-0	0-2	2	2	18	4	0	0	0	39
3	Z. Simpson, g	0-1	0-0	2-2	0-9	9	2	2	10	2	0	2	31
00	D. DeJulius	1-1	0-0	0-0	0-0	0	0	2	0	0	0	1	2
4	I. Livers	8-10	1-2	0-1	2-3	5	2	17	3	1	0	1	25
5	A. Nunez	0-0	0-0	0-0	0-0	0	0	0	0	0	0	0	1
11	C. Castleton	0-0	0-0	0-0	0-1	1	0	0	1	0	0	0	1
23	B. Johns Jr.	0-0	0-0	0-0	0-0	0	0	0	0	0	0	0	1
51	A. Davis	0-0	0-0	0-0	0-1	1	0	0	0	1	0	0	6
55	E. Brooks	1-4	1-3	0-0	0-1	1	1	3	2	0	0	1	16
TEAM		2-0 2											
TOTALS		30-63	11-18	3-6	11-26	37	12	74	23	8	4	8	200
TOTAL FG%:		1st: 14-32	.438	2nd: 16-31	.516	Game: 30-63		.476					
3-PT FG%:		1st: 5-10	.500	2nd: 6-8	.750	Game: 11-18		.611					
FT%:		1st: 1-3	.333	2nd: 2-3	.667	Game: 3-6		.500	Deadball: 0				

GAME #14
#2/4 Michigan: 68
Penn State: 55
January 3, 2019
Ann Arbor, Mich. • Crisler Center
TV: ESPN



#	#2/4 U-M	FG	3FG	FT	O-D	RB	PF	PTS	A	T	B	S	MIN
13	I. Brazdeikis, f	6-16	1-3	3-4	1-10	11	1	6	0	1	1	2	38
15	J. Teske, c	3-9	1-3	2-4	0-5	5	3	9	2	0	2	1	32
1	C. Matthews, g	6-11	1-1	1-2	1-4	5	2	14	0	4	1	2	31
2	J. Poole, g	5-9	1-4	6-7	0-1	1	1	17	2	4	1	1	39
3	Z. Simpson, g	3-7	1-3	1-2	1-4	5	3	8	5	1	0	1	33
23	B. Johns Jr.	0-0	0-0	0-0	0-0	0	1	0	0	0	0	0	2
51	A. Davis	1-1	0-0	0-0	0-1	1	2	2	1	0	0	0	8
55	E. Brooks	1-2	0-0	0-0	0-1	1	0	2	0	0	1	1	17
TEAM		0-0 0											
TOTALS		25-55	5-14	13-19	3-26	29	13	68	10	10	6	8	200
TOTAL FG%:		1st: 10-28	.357	2nd: 15-27	.556	Game: 25-55		.455					
3-PT FG%:		1st: 2-7	.286	2nd: 3-7	.429	Game: 5-14		.357					
FT%:		1st: 3-3	1.000	2nd: 10-16	.625	Game: 13-19		.684	Deadball: 3				

#	Penn State	FG	3FG	FT	O-D	RB	PF	PTS	A	T	B	S	MIN
11	L. Stevens, f	8-18	0-1	1-2	1-9	10	2	17	2	3	0	0	40
21	J. Harrar, f	1-3	0-0	0-0	0-3	3	1	2	0	0	0	3	14
35	T. Buttrick, f	0-1	0-0	0-0	0-0	0	2	0	0	0	0	0	10
13	R. Bolton, g	3-7	0-3	0-0	0-1	1	1	6	1	7	0	0	31
23	J. Reaves, g	3-8	0-2	0-0	2-1	3	2	6	3	2	1	2	27
00	M. Jones	0-3	0-2	2-2	0-2	2	1	2	0	2	0	0	13
2	M. Dread	1-5	1-4	0-0	0-4	4	3	3	0	1	0	0	31
5	J. Wheeler	0-1	0-1	0-0	0-2	3	0	0	1	0	0	0	8
24	M. Watkins	8-11	0-0	3-5	4-8	12	1	19	0	1	2	1	26
TEAM		0-0 0											
TOTALS		24-57	1-14	6-9	7-30	37	16	55	6	18	3	6	200
TOTAL FG%:		1st: 9-25	.360	2nd: 15-32	.469	Game: 24-57		.421					
3-PT FG%:		1st: 0-3	.000	2nd: 1-11	.090	Game: 1-14		.070					
FT%:		1st: 2-3	.667	2nd: 4-6	.667	Game: 6-9		.667	Deadball: 3				

Technical Fouls: None
Foul Out: U-M - None; Penn State - None
Officials: Chris Beaver, Donie Eppley, Paul Szecel
Attendance: 12,707 (sellout)
Score by Half
 #2/4 Michigan..... 25-43 68
 Penn State..... 20-35 55

#	Air Force	FG	3FG	FT	O-D	RB	PF	PTS	A	T	B	S	MIN
12	L. Scottie, f	8-13	0-2	0-0	1-2	3	3	16	0	5	1	1	33
34	R. Swan, f	3-5	0-1	3-5	2-3	5	1	9	0	1	0	0	23
00	C. Morris, g	1-3	0-2	0-0	0-3	1	2	3	3	0	0	0	26
3	S. Tomes, g	2-7	1-3	0-0	0-2	2	2	5	0	0	0	1	25
22	P. Louder, g	0-2	0-0	0-0	0-3	3	1	0	0	4	0	1	14
2	Z. Couper	0-0	0-0	0-0	0-0	0	0	0	0	0	0	0	1
5	C. Joyce	2-6	1-1	2-5	0-1	1	1	7	3	2	0	0	21
10	AJ Walker	1-2	0-0	1-2	0-3	3	3	3	1	2	0	0	15
11	A. Akaya	1-1	0-0	0-0	0-1	1	0	2	0	1	0	0	10
15	A. Kinrade	1-1	0-0	0-0	0-2	2	0	2	0	0	0	0	2
20	I. Monson	0-0	0-0	0-0	0-0	0	0	0	0	0	0	0	2
21	N. Rene	0-1	0-0	0-0	0-0	0	0	0	0	0	0	0	2
25	B. Hughes	0-0	0-0	0-0	0-0	0	1	0	1	0	0	0	2
35	J. Edwards	0-0	0-0	0-0	0-0	0	0	0	0	0	0	0	1
44	K. Van Soelen	2-4	0-1	0-0	0-1	1	2	4	0	0	0	1	23
TEAM		3-0 3											
TOTALS		21-45	2-11	6-12	6-21	27	15	50	8	20	1	4	200
TOTAL FG%:		1st: 9-23	.391	2nd: 12-22	.545	Game: 21-45		.467					
3-PT FG%:		1st: 0-5	.000	2nd: 2-6	.333	Game: 2-11		.182					
FT%:		1st: 3-5	.600	2nd: 3-7	.429	Game: 6-12		.500	Deadball: 4				

Technical Fouls: None
Foul Out: U-M - None; Air Force - None
Officials: Brandon Cruz, Kelly Pfiefer, DJ Carstensen
Attendance: 12,707 (sellout)
Score by Half
 #4/5 Michigan..... 28-43 71
 Air Force..... 21-29 50

Technical Fouls: U-M - 2
Foul Out: U-M - None; Binghamton - None
Officials: Michael Kitts, Rob Riley, Larry Scirott
Attendance: 12,707 (sellout)
Score by Half
 #2/4 Michigan..... 34-40 74
 Binghamton..... 29-23 52

Box Scores: 2018-19



Freshman Brandon Johns Jr. came in off the bench to provide a spark for the Wolverines scoring a career-high eight points and grabbing a career-best eight rebounds in Michigan's 74-63 victory over No. 21/22 Indiana



Junior Xavier Simpson scored 16 points and dished out eight assists to help the Wolverines to a 79-69 road victory and a 16-0 start at Illinois



Junior Xavier Simpson put together a career night scoring 24 points, including five 3-pointers and not committing a turnover in 34 minutes of play in U-M's 80-60 win

GAME #15
#2/4 Michigan: 74
#21/22 Indiana: 63
January 6, 2019
Ann Arbor, Mich. • Crisler Center
TV: FOX



#	#2/4 U-M	FG	3FG	FT	O-D	RB	PF	PTS	A	TO	B	S	MIN
13	I. Brazdeikis, f	2-7	0-3	6-7	0-2	2	3	10	0	0	0	0	26
15	J. Teske, c	2-4	0-1	2-4	1-3	4	4	6	1	0	2	0	25
1	C. Matthews, g	7-15	2-3	2-3	3-3	6	1	18	2	0	0	4	38
2	J. Poole, g	8-13	2-6	0-0	0-5	5	2	18	2	1	0	0	39
3	Z. Simpson, g	5-10	0-2	2-2	0-1	1	1	12	3	0	0	0	39
00	D. DeJulius	0-0	0-0	0-0	0-0	0	0	0	0	0	0	0	1
23	B. Johns Jr.	4-5	0-0	0-0	3-5	8	1	8	0	0	1	0	13
51	A. Davis	1-1	0-0	0-0	0-1	1	4	2	0	0	0	0	3
55	E. Brooks	0-3	0-1	0-0	0-2	2	0	0	1	1	0	0	16
TEAM					2-0	2							
TOTALS		29-58	4-16	12-16	9-22	31	16	74	9	3	3	4	200
TOTAL FG%:		1st: 18-31	.581	2nd: 11-27	.407	Game: 29-58		.500					
3-PT FG%:		1st: 4-9	.444	2nd: 0-7	.000	Game: 4-16		.250					
FT%:		1st: 4-7	.571	2nd: 8-9	.889	Game: 12-16		.750	Deadball: 1				

#	#21/22 Indiana	FG	3FG	FT	O-D	RB	PF	PTS	A	TO	B	S	MIN
3	J. Smith, f	3-4	0-0	0-0	3-6	9	2	6	0	0	0	1	35
13	J. Morgan, f	9-22	2-5	5-8	3-5	8	4	25	0	3	0	0	28
0	R. Langford, g	5-11	1-2	6-6	3-3	6	2	17	2	1	1	0	32
1	A. Durham, g	2-5	1-2	1-2	0-3	3	1	6	1	1	0	0	32
11	D. Green, g	4-9	1-4	0-0	0-4	4	2	9	3	0	0	0	34
15	Z. McRoberts	0-0	0-0	0-0	0-2	2	2	0	0	2	0	0	22
22	C. Moore	0-1	0-0	0-0	0-0	0	1	0	0	0	0	0	7
55	E. Fitzner	0-2	0-1	0-0	0-0	0	0	0	0	0	0	0	10
TEAM					2-0	2							
TOTALS		23-54	5-14	12-16	11-23	34	14	63	6	7	1	1	200
TOTAL FG%:		1st: 12-29	.414	2nd: 11-25	.440	Game: 23-54		.426					
3-PT FG%:		1st: 2-6	.333	2nd: 3-8	.375	Game: 5-14		.357					
FT%:		1st: 3-5	.600	2nd: 9-11	.818	Game: 12-16		.750	Deadball: 2				

Technical Fouls: None
Foul Out: U-M - None; Indiana - None
Officials: Terry Oglesby, DJ. Carstensen, Terry Wymer
Attendance: 12,707 (sellout)
Score by Half
 #2/4 Michigan.....44-30 74
 #21/22 Indiana.....29-34 63

GAME #16
#2/4 Michigan: 79
at Illinois: 69
January 10, 2019
Champaign, Ill. • State Farm Center
TV: FS1



#	#2/4 U-M	FG	3FG	FT	O-D	RB	PF	PTS	A	TO	B	S	MIN
13	I. Brazdeikis	5-11	1-2	4-5	2-6	8	2	15	1	3	1	1	31
15	J. Teske	5-8	1-3	2-2	2-9	11	1	13	4	0	4	0	33
1	C. Matthews	5-11	0-1	4-6	3-1	4	2	14	0	3	0	0	32
2	J. Poole	2-10	1-6	5-6	0-0	0	2	10	1	1	0	1	39
3	Z. Simpson	6-13	2-4	2-2	0-5	5	4	16	8	2	0	2	38
4	I. Livers	4-8	0-3	1-1	1-4	5	3	9	1	1	1	0	22
51	A. Davis	0-0	0-0	0-0	0-0	0	1	0	0	0	0	0	2
55	E. Brooks	1-1	0-0	0-0	1-0	1	1	2	1	2	0	0	3
TEAM					1-3	4							
TOTALS		28-62	5-19	18-22	10-28	38	16	79	16	14	6	4	200
TOTAL FG%:		1st: 13-28	.464	2nd: 15-34	.441	Game: 28-62		.452					
3-PT FG%:		1st: 3-11	.273	2nd: 2-8	.250	Game: 5-19		.263					
FT%:		1st: 10-13	.769	2nd: 8-9	.889	Game: 18-22		.818	Deadball: 1				

#	Illinois	FG	3FG	FT	O-D	RB	PF	PTS	A	TO	B	S	MIN
2	K. Nichols, f	4-10	1-3	0-1	2-2	4	1	9	4	1	1	1	37
15	G. Bezhaniashvili, f	6-11	0-1	3-4	1-3	4	3	15	0	3	0	0	29
1	T. Frazier, g	5-10	3-5	0-0	0-5	5	3	13	2	6	0	0	37
11	A. Dosunmu, g	10-16	2-4	1-2	0-7	7	3	23	2	3	2	2	33
23	A. Jordan, g	1-4	1-2	0-0	0-2	2	3	3	2	0	1	1	19
00	A. Griffin	0-1	0-0	0-0	0-0	0	0	0	0	0	0	0	3
5	T. Jones	0-0	0-0	0-0	0-1	1	1	0	0	0	0	0	2
10	A. Feliz	1-4	0-2	0-0	0-0	0	0	2	3	1	0	0	15
12	A. De La Rosa	1-2	0-0	0-0	0-0	1	2	1	0	0	0	0	7
20	D. Williams	1-3	0-1	0-0	0-1	1	3	2	1	0	0	2	18
TEAM					2-4	6							
TOTALS		29-61	7-18	4-7	5-25	30	18	69	15	14	4	6	200
TOTAL FG%:		1st: 15-30	.500	2nd: 14-31	.452	Game: 29-61		.475					
3-PT FG%:		1st: 3-9	.333	2nd: 4-9	.444	Game: 7-18		.389					
FT%:		1st: 1-3	.333	2nd: 3-4	.750	Game: 4-7		.571	Deadball: 2,2				

Technical Fouls: U-M - Ignas Brazdeikis, Illinois - Ayo Dosunmu, Team
Foul Out: U-M - None; Illinois - None
Officials: Steve McJunkins, Brian Dorsey, Bo Boroski
Attendance: 10,770
Score by Half
 #2/4 Michigan.....39-40 79
 at Illinois.....34-35 69

GAME #17
#2/4 Michigan: 80
Northwestern: 60
January 13, 2019
Ann Arbor, Mich. • Crisler Center
TV: BTN



#	#2/4 U-M	FG	3FG	FT	O-D	RB	PF	PTS	A	TO	B	S	MIN
13	I. Brazdeikis	5-9	0-2	1-2	1-3	4	2	11	2	0	0	0	22
15	J. Teske, c	7-11	3-5	0-0	2-9	11	0	17	0	1	2	3	35
1	C. Matthews, g	6-10	0-2	1-1	2-1	3	3	13	3	4	1	1	36
2	J. Poole, g	2-6	1-3	2-2	1-1	2	3	7	3	1	0	0	26
3	Z. Simpson, g	9-17	5-10	1-2	0-5	5	1	24	4	0	0	3	34
00	D. DeJulius	0-1	0-0	0-0	0-1	1	0	0	0	0	0	0	2
4	I. Livers	2-2	2-2	1-0	1	1	8	0	1	1	2	2	21
5	A. Nunez	0-0	0-0	0-0	0-0	0	0	0	0	0	0	0	2
14	R. Ozuna-Harrison	0-1	0-1	0-0	0-0	0	1	0	0	1	0	0	2
23	B. Johns Jr.	0-0	0-0	0-0	0-0	0	0	0	0	0	0	0	2
32	L. Wilson	0-0	0-0	0-0	1-1	2	0	0	0	0	0	0	2
51	A. Davis	0-0	0-0	0-0	0-0	0	0	0	0	0	0	0	1
55	E. Brooks	0-2	0-2	0-0	0-1	1	2	0	2	1	0	0	15
TEAM					1-2	3							
TOTALS		31-59	11-27	7-9	9-24	33	13	80	14	9	4	10	200
TOTAL FG%:		1st: 21-31	.677	2nd: 10-28	.357	Game: 31-59		.525					
3-PT FG%:		1st: 7-14	.500	2nd: 4-13	.308	Game: 11-27		.407					
FT%:		1st: 1-2	.500	2nd: 6-7	.857	Game: 7-9		.778	Deadball: 1,1				

#	Northwestern	FG	3FG	FT	O-D	RB	PF	PTS	A	TO	B	S	MIN
21	A.J. Turner, f	1-7	0-3	1-2	0-2	2	1	3	6	2	2	0	35
22	P. Nance, f	2-5	0-0	0-0	1-3	4	4	4	1	3	0	0	30
5	D. Pardon, c	10-16	0-4	0-0	1-1	2	2	20	0	1	0	0	31
11	A. Gaines, g	2-8	0-1	4-4	2-8	10	1	8	1	2	0	1	25
14	R. Taylor, g	4-8	4-7	3-3	0-2	2	1	15	0	1	0	1	32
2	R. Greer	0-1	0-0	0-0	0-1	1	0	0	0	1	0	0	8
10	M. Kopp	4-5	0-1	0-0	0-2	2	1	8	3	4	0	1	23
25	B. Benson	0-4	0-1	2-4	2-0	2	1	2	0	0	0	0	9
33	T. Malnati	0-0	0-0	0-0	0-0	0	0	0	0	0	0	0	1
35	A. Falzon	0-0	0-0	0-0	0-1	1	0	0	0	1	0	0	6
TEAM					2-0	2							
TOTALS		23-54	4-17	10-13	8-20	28	13	60	11	13	5	4	200
TOTAL FG%:		1st: 12-28	.429	2nd: 11-26	.423	Game: 23-54		.426					
3-PT FG%:		1st: 3-10	.300	2nd: 1-7	.143	Game: 4-17		.235					
FT%:		1st: 1-1	1.000	2nd: 9-12	.750	Game: 10-13		.769	Deadball: 1				

Technical Fouls: None
Foul Out: U-M - None; Northwestern - None
Officials: Rob Kueneman, Larry Scirocco, Paul Szelc
Attendance: 12,707 (sellout)
Score by Half
 #2/4 Michigan.....50-30 80
 Northwestern.....28-32 60

Box Scores: 2018-19



In his return to his home state, Jordan Poole had 14 points, but the Wolverines 17-game winning streak was snapped with a 64-54 loss at Wisconsin.

With 0:01 left on the clock, Charles Matthews released the buzzer-beater shot from the baseline, allowing U-M to a 59-57 win over Minnesota at Crisler Center.

Iggy Brazdeikis knocked down three 3-pointers and posted 20 points and seven rebounds in U-M's 69-46 road win at Indiana's Assembly Hall

GAME #18
#2/4 Michigan: 54
at Wisconsin: 64
January 19, 2019
Madison, Wis. • Kohl Center
TV: ESPN/2



#	#2/4 U-M	FG	3FG	FT	O-D	RB	PF	PTS	A	T	B	S	MIN
13	I. Brazdeikis, f	0-5	0-3	0-0	0-3	3	3	0	0	2	1	0	23
15	J. Teske, c	5-10	2-4	3-6	3-4	7	2	15	0	1	4	2	30
1	C. Matthews, g	2-5	0-0	1-2	0-3	3	2	5	1	3	1	0	31
2	J. Poole, g	6-15	1-5	1-1	0-3	3	4	14	3	3	1	1	37
3	Z. Simpson, g	5-12	1-3	0-2	2-8	10	2	11	6	3	0	2	37
4	I. Livers	2-5	1-3	0-0	2-3	5	3	5	0	3	0	1	28
51	A. Davis	2-2	0-0	0-0	1-1	2	1	4	0	0	0	0	8
55	E. Brooks	0-0	0-0	0-0	0-0	0	0	0	1	1	0	0	6
TEAM		1-0 1											
TOTALS		22-54	5-18	5-11	9-25	34	17	54	11	16	7	6	200
TOTAL FG%:		1st: 12-29	.414	2nd: 10-25	.400	Game: 22-54		.407					
3-PT FG%:		1st: 1-7	.143	2nd: 4-11	.364	Game: 5-18		.278					
FT%:		1st: 2-3	.667	2nd: 3-8	.375	Game: 5-11		.455		Deadball: 4,1			

GAME #19
#5/6 Michigan: 59
Minnesota: 57
January 22, 2019
Ann Arbor, Mich. • Crisler Center
TV: BTN



#	#5/6 U-M	FG	3FG	FT	O-D	RB	PF	PTS	A	T	B	S	MIN
13	I. Brazdeikis, f	4-18	1-7	9-11	2-9	11	3	18	2	0	1	1	36
15	J. Teske, c	7-8	1-1	0-1	3-2	5	3	15	0	0	3	0	29
1	C. Matthews, g	3-8	0-1	1-2	2-4	6	3	7	1	2	0	2	26
2	J. Poole, g	1-5	0-3	1-4	0-0	0	1	3	2	3	0	1	29
3	Z. Simpson, g	3-11	0-4	0-0	2-1	3	1	6	0	1	0	3	34
4	I. Livers	2-8	1-5	2-2	1-2	3	0	7	0	0	0	1	22
23	B. Johns Jr.	0-0	0-0	1-2	0-0	0	1	1	0	0	0	0	1
55	E. Brooks	1-4	0-1	0-0	0-2	2	1	2	2	0	0	1	23
TEAM		2-1 3											
TOTALS		21-62	3-22	14-22	12-21	33	13	59	7	6	4	9	200
TOTAL FG%:		1st: 11-35	.314	2nd: 10-27	.370	Game: 21-62		.339					
3-PT FG%:		1st: 2-14	.143	2nd: 1-8	.125	Game: 3-22		.136					
FT%:		1st: 4-7	.571	2nd: 10-15	.667	Game: 14-22		.636		Deadball: 6			

GAME #20
#5/6 Michigan: 69
at Indiana: 46
January 25, 2019
Bloomington, Ind. • Skjodt Assembly Hall
TV: FS1



#	#5/6 U-M	FG	3FG	FT	O-D	RB	PF	PTS	A	T	B	S	MIN
13	I. Brazdeikis, f	8-12	3-5	1-1	0-7	7	4	20	1	1	1	0	27
15	J. Teske, c	4-8	1-3	2-2	1-2	3	2	11	0	0	2	1	29
01	C. Matthews, g	3-10	2-6	2-4	0-11	11	2	10	2	3	0	0	35
02	J. Poole, g	2-7	2-5	0-0	0-3	3	4	6	1	2	1	3	34
03	Z. Simpson, g	5-9	0-3	2-2	1-5	6	3	12	5	2	0	0	33
00	D. DeJulius	0-1	0-1	0-0	0-0	0	0	0	0	0	0	0	1
04	I. Livers	1-7	1-4	2-3	1-5	6	2	5	0	0	0	1	20
05	A. Nunez	1-1	1-1	0-0	0-0	0	0	3	0	0	0	0	1
23	B. Johns Jr.	0-0	0-0	0-0	0-1	1	0	0	0	1	0	0	6
24	C.J. Baird	0-0	0-0	0-0	0-0	0	0	0	0	0	0	0	1
32	L. Wilson	0-0	0-0	0-0	0-0	0	0	0	0	0	0	0	1
51	A. Davis	0-0	0-0	0-0	0-1	1	0	0	0	0	0	0	1
55	E. Brooks	1-3	0-1	0-0	0-0	0	1	2	1	0	0	0	11
TEAM		3-3 6											
TOTALS		25-58	10-29	9-12	6-38	44	18	69	10	9	4	5	200
TOTAL FG%:		1st: 13-29	.448	2nd: 12-29	.414	Game: 25-58		.431					
3-PT FG%:		1st: 4-16	.250	2nd: 6-13	.462	Game: 10-29		.345					
FT%:		1st: 3-6	.500	2nd: 6-6	1.000	Game: 9-12		.750		Deadball: 2			

#	Wisconsin	FG	3FG	FT	O-D	RB	PF	PTS	A	T	B	S	MIN
22	E. Happ, f	12-22	0-0	2-4	2-8	10	2	26	7	1	0	2	33
35	N. Reuvers, f	4-8	1-2	0-0	2-1	3	2	9	2	3	2	1	31
0	D. Trice, g	2-10	0-3	2-2	0-3	3	1	6	3	2	0	0	34
21	K. Iverson, g	0-2	0-0	0-0	0-1	1	0	0	2	0	1	9	
34	B. Davison, g	3-6	0-2	2-2	0-4	4	1	8	3	1	0	2	36
1	B. Pritzl	0-1	0-1	0-0	0-1	1	1	0	1	1	0	0	10
2	A. Ford	3-5	2-3	1-1	1-1	2	2	9	0	0	0	0	15
15	C. Thomas	0-0	0-0	0-0	0-0	0	0	0	0	0	0	0	1
23	K. King	2-4	2-2	0-0	1-4	5	2	6	1	1	1	1	31
TEAM		1-2 3											
TOTALS		26-58	5-13	7-9	7-25	32	11	64	17	11	3	7	200
TOTAL FG%:		1st: 11-30	.367	2nd: 15-28	.536	Game: 26-58		.448					
3-PT FG%:		1st: 3-8	.375	2nd: 2-5	.400	Game: 5-13		.385					
FT%:		1st: 0-0	.000	2nd: 7-9	.778	Game: 7-9		.778		Deadball: 1			

Technical Fouls: None
Foul Out: U-M - None; Wisconsin - None
Officials: DJ. Carstensen, Donnie Eppley, Lewis Garrison
Attendance: 17,287 (sellout)
Score by Half
 #2/4 Michigan..... 27-27 54
 at Wisconsin..... 25-39 64

#	Minnesota	FG	3FG	FT	O-D	RB	PF	PTS	A	T	B	S	MIN
3	J. Murphy, f	5-10	0-0	5-8	4-7	11	4	15	1	4	0	0	28
24	E. Curry, f	2-6	1-2	0-0	4-5	9	1	5	3	1	3	0	30
1	D. McBrayer, g	3-10	1-4	2-2	0-4	4	2	9	4	1	0	1	34
5	A. Coffey, g	4-11	0-2	3-4	1-4	5	0	11	0	2	1	0	35
22	G. Kalscheur, g	4-10	3-7	0-0	1-0	1	3	11	0	0	0	1	35
11	I. Washington	0-1	0-0	0-0	0-1	1	1	0	0	0	0	0	5
21	J. Omersa	0-0	0-0	0-0	0-1	1	1	0	0	0	0	0	3
25	D. Oturu	2-3	0-0	0-0	0-3	3	4	4	0	3	1	0	10
31	B. Stull	0-0	0-0	0-0	0-0	0	0	0	0	0	0	0	3
42	M. Hurt	1-1	0-0	0-0	1-1	2	2	2	0	0	0	0	10
TEAM		2-4 6											
TOTALS		21-52	5-15	10-14	13-30	43	17	57	8	16	4	2	200
TOTAL FG%:		1st: 12-25	.480	2nd: 9-27	.333	Game: 21-52		.404					
3-PT FG%:		1st: 3-8	.375	2nd: 2-7	.286	Game: 5-15		.333					
FT%:		1st: 4-6	.667	2nd: 6-8	.750	Game: 10-14		.714		Deadball: 1,1			

Technical Fouls: None
Foul Out: U-M - None; Minnesota - None
Officials: Steve McLunkins, Courtney Green, Rob Riley
Attendance: 12,707 (sellout)
Score by Half
 #5/6 Michigan..... 28-31 59
 Minnesota..... 31-26 57

#	Indiana	FG	3FG	FT	O-D	RB	PF	PTS	A	T	B	S	MIN
03	J. Smith, f	3-8	1-4	0-2	1-2	3	4	7	0	1	1	0	31
13	J. Morgan, f	6-12	0-1	4-6	3-9	12	2	16	0	3	4	2	36
00	R. Langford, g	3-12	0-2	3-5	3-2	5	3	9	1	1	0	0	25
10	R. Phinisee, g	2-12	2-6	0-2	1-6	7	1	6	2	1	0	0	30
15	Z. McRoberts, g	0-0	0-0	0-0	1-1	2	2	0	0	0	0	0	23
01	A. Durham	1-7	0-1	4-5	0-5	5	1	6	1	2	0	0	32
23	D. Anderson	0-2	0-2	0-0	0-1	1	1	0	0	0	0	0	10
55	E. Fitzner	1-5	0-4	0-0	1-1	2	1	2	0	1	0	0	13
TEAM		1-1 2											
TOTALS		16-58	3-20	11-20	11-28	39	15	46	4	9	4	6	200
TOTAL FG%:		1st: 5-25	.200	2nd: 11-33	.333	Game: 16-58		.276					
3-PT FG%:		1st: 1-10	.100	2nd: 2-10	.200	Game: 3-20		.150					
FT%:		1st: 7-13	.538	2nd: 4-7	.571	Game: 11-20		.550		Deadball: 2			

Technical Fouls: None
Foul Out: U-M - None; Indiana - None
Officials: Larry Scrotto, Bill Ek, Rob Kueneman
Attendance: 17,222 (sellout)
Score by Half
 #5/6 Michigan..... 33-36 69
 at Indiana..... 18-28 46

Box Scores: 2018-19



With 11 points, 11 rebounds, 12 assists (no turnovers), Zavier Simpson recorded U-M's sixth triple-double in program history in win over Ohio State.



Nearly recording his straight triple double, Zavier Simpson (10P, 8R, 7A) and the Wolverines were unable to mount a comeback, losing at Iowa, 79-59



With five 3-pointers and eight buckets, Ignas Brazdeikis' game-high 23 points helped the Wolverines to the 77-65 victory at Rutgers in a sold out RAC.

GAME #21
#5/5 Michigan: 65
Ohio State: 49
January 29, 2019
Ann Arbor, Mich. • Crisler Center
TV: ESPN/2



#	#5/5 U-M	FG	3FG	FT	O-D	RB	PF	PTS	A	T	B	S	MIN
13	I. Brazdeikis, f	4-7	2-3	4-4	0-3	3	2	14	1	3	0	2	35
15	J. Teske, c	1-4	0-0	2-2	2-3	5	2	4	0	0	1	0	25
01	C. Matthews, g	3-8	1-3	2-2	1-2	3	1	9	1	1	0	1	31
02	J. Poole, g	5-14	3-10	2-2	0-0	0	2	15	0	3	1	3	38
03	Z. Simpson, g	5-13	1-5	0-0	2-8	10	2	11	12	0	1	2	36
00	D. DeJulius	0-1	0-0	0-0	0-1	1	0	0	0	0	0	0	1
04	I. Livers	4-6	3-5	1-2	0-4	4	4	12	0	1	0	3	23
05	A. Nunez	0-0	0-0	0-0	0-0	0	0	0	0	0	0	0	1
11	C. Castleton	0-1	0-1	0-0	0-0	0	0	0	0	0	0	0	1
23	B. Johns Jr.	0-0	0-0	0-0	1-0	1	0	0	0	0	0	0	3
51	A. Davis	0-0	0-0	0-0	0-0	0	0	0	0	0	0	0	1
55	E. Brooks	0-0	0-0	0-0	0-0	0	1	0	1	0	0	0	5
TEAM		2-0		2									
TOTALS		22-54	10-27	11-12	8-21	29	14	65	15	9	3	11	200
TOTAL FG%:		1st: 11-28	.393	2nd: 11-26	.423	Game: 22-54		.407					
3-PT FG%:		1st: 5-14	.357	2nd: 5-13	.385	Game: 10-27		.370					
FT%:		1st: 5-6	.833	2nd: 6-6	1.000	Game: 11-12		.917					
						Deadball: 1							

#	Ohio State	FG	3FG	FT	O-D	RB	PF	PTS	A	T	B	S	MIN
24	A. Wesson, f	2-5	1-2	3-3	1-1	2	4	8	1	2	1	0	29
34	K. Wesson, f	5-12	2-2	0-0	3-4	7	4	12	1	1	3	0	21
01	L. Muhammad, g	1-5	1-3	0-0	0-4	4	2	3	0	3	0	1	32
02	M. Jallow, g	0-2	0-2	0-0	2-1	3	1	0	0	3	0	0	27
03	C.J. Jackson, g	4-6	0-1	3-3	1-7	8	1	11	4	1	0	1	30
04	D. Washington Jr.	2-8	1-5	0-0	0-1	1	0	5	2	2	0	1	16
10	J. Ahrens	2-5	0-3	0-0	1-2	3	0	4	0	1	0	0	11
14	J. Lane	0-0	0-0	0-0	0-1	1	0	0	0	0	0	0	1
23	J. LeDee	2-3	0-0	0-0	2-0	2	2	4	1	1	0	0	9
32	K. Woods	1-6	0-3	0-0	0-3	3	3	2	1	4	0	1	24
TEAM		1-0		1									
TOTALS		19-52	5-21	6-6	11-24	35	17	49	10	19	4	4	200
TOTAL FG%:		1st: 10-22	.455	2nd: 9-30	.300	Game: 19-52		.365					
3-PT FG%:		1st: 3-9	.333	2nd: 2-12	.167	Game: 5-21		.238					
FT%:		1st: 3-3	1.000	2nd: 3-3	1.000	Game: 6-6		1.000					
						Deadball: 1							

Technical Fouls: U-M, Simpson, Teske; OSU, K. Wesson, K. Woods
Foul Out: U-M - None; Ohio State - None
Officials: John Higgins, Bo Boroski, Donnie Eppley
Attendance: 12,707 (sellout)
Score by Half
 #5/5 Michigan..... 32-33 65
 Ohio State..... 26-23 49

GAME #22
#5/5 Michigan: 59
at #nr/25 Iowa: 74
February 1, 2019
Iowa City, Iowa • Carver-Hawkeye Arena
TV: FSN1



#	#5/5 U-M	FG	3FG	FT	O-D	RB	PF	PTS	A	T	B	S	MIN
13	I. Brazdeikis, f	6-15	2-4	2-4	1-5	6	3	16	1	2	0	3	35
15	J. Teske, c	4-7	0-1	0-1	4-4	8	5	8	1	0	1	0	13
1	C. Matthews, g	2-12	2-7	0-0	0-7	7	2	6	1	0	0	0	36
2	J. Poole, g	5-12	3-9	3-3	0-2	2	3	16	1	3	0	1	27
3	Z. Simpson, g	3-8	0-5	4-4	0-8	8	1	10	7	3	0	0	38
0	D. DeJulius	0-1	0-1	0-0	1-0	1	0	0	0	0	0	0	4
4	I. Livers	1-4	1-4	0-0	0-1	1	4	3	0	0	1	0	14
5	A. Nunez	0-0	0-0	0-0	0-0	0	0	0	0	0	0	0	1
11	C. Castleton	0-1	0-1	0-0	0-2	2	0	0	0	0	1	0	3
23	B. Johns Jr.	0-1	0-0	0-0	0-0	0	1	0	0	0	0	0	10
51	A. Davis	0-1	0-0	0-0	0-0	0	0	0	0	0	0	0	5
55	E. Brooks	0-3	0-1	0-0	0-0	0	1	0	0	0	0	1	14
TEAM		0-1		1									
TOTALS		21-65	8-33	9-12	6-30	36	20	59	11	8	3	5	200
TOTAL FG%:		1st: 9-28	.321	2nd: 12-37	.324	Game: 21-65		.323					
3-PT FG%:		1st: 4-13	.308	2nd: 4-20	.200	Game: 8-33		.242					
FT%:		1st: 7-9	.778	2nd: 2-3	.667	Game: 9-12		.750					
						Deadball: 0							

#	#nr/25 Iowa	FG	3FG	FT	O-D	RB	PF	PTS	A	T	B	S	MIN
55	L. Garza, f	8-12	1-3	2-4	2-6	8	3	19	0	1	2	0	21
25	T. Cook, c	2-9	0-0	3-6	1-7	8	2	7	0	2	1	0	26
03	J. Bohannon, g	2-6	2-4	2-2	0-1	1	1	8	2	2	0	0	28
04	I. Moss, g	0-7	0-1	0-0	0-2	2	0	0	2	0	0	0	23
10	J. Wieskamp, g	6-10	1-3	3-4	1-6	7	2	16	2	1	0	5	32
01	M. Dailey	0-0	0-0	0-0	0-2	2	1	0	2	0	0	0	12
15	R. Kriener	6-9	1-1	2-4	3-7	10	2	15	1	2	0	1	22
30	C. McCaffery	1-2	0-0	2-2	0-1	1	3	4	0	1	0	1	17
51	N. Baer	1-2	1-2	2-2	0-6	6	0	5	1	0	2	0	19
TEAM		0-3		3									
TOTALS		26-57	6-14	16-24	7-41	48	14	74	10	10	5	7	200
TOTAL FG%:		1st: 15-31	.484	2nd: 11-26	.423	Game: 26-57		.456					
3-PT FG%:		1st: 4-7	.571	2nd: 2-7	.286	Game: 6-14		.429					
FT%:		1st: 8-11	.727	2nd: 8-13	.615	Game: 16-24		.667					
						Deadball: 2							

Technical Fouls: None
Foul Out: U-M - Teske (3:15); Iowa - None
Officials: Terry Wymer, D.J. Carstensen, Lewis Garrison
Attendance: 15,056
Score by Half
 #5/5 Michigan..... 29-30 59
 at #nr/25 Iowa..... 42-32 74



GAME #23
#7/7 Michigan: 77
at Rutgers: 65
February 5, 2019
Piscataway, N.J. • The RAC
TV: BTN



#	#7/7 U-M	FG	3FG	FT	O-D	RB	PF	PTS	A	T	B	S	MIN
13	I. Brazdeikis, f	8-14	5-9	2-2	0-5	5	2	23	0	1	2	0	33
15	J. Teske, c	3-10	0-3	1-1	1-4	5	2	7	0	0	2	0	34
01	C. Matthews, g	3-8	1-3	4-6	1-4	5	2	11	4	1	1	1	36
02	J. Poole, g	5-13	3-6	2-2	1-2	3	2	15	1	1	0	2	37
03	Z. Simpson, g	4-7	1-1	5-6	0-7	7	4	14	7	4	0	0	38
04	I. Livers	2-3	1-1	0-0	0-3	3	3	5	0	0	0	0	12
23	B. Johns Jr.	1-1	0-0	0-0	1-0	1	2	2	0	0	0	0	5
55	E. Brooks	0-2	0-0	0-0	0-0	0	0	0	0	2	0	0	5
TEAM		3-2		5									
TOTALS		26-58	11-23	14-17	7-27	34	17	77	14	7	5	3	200
TOTAL FG%:		1st: 16-27	.593	2nd: 10-31	.323	Game: 26-58		.448					
3-PT FG%:		1st: 6-11	.545	2nd: 5-12	.417	Game: 11-23		.478					
FT%:		1st: 5-5	1.000	2nd: 9-12	.750	Game: 14-17		.824					
						Deadball: 1							

#	Rutgers	FG	3FG	FT	O-D	RB	PF	PTS	A	T	B	S	MIN
5	E. Omoruyi, f	8-17	1-2	4-6	3-1	4	2	21	2	1	0	0	31
2	S. Doorson, c	4-4	0-0	0-0	1-5	6	2	8	0	1	2	1	22
0	G. Baker, g	1-9	1-6	5-6	0-8	8	5	8	3	2	1	1	33
23	M. Matthis, g	4-8	1-1	3-4	1-2	3	0	12	5	1	0	0	33
24	R. Harper Jr., g	1-2	0-1	0-0	0-2	2	3	2	0	0	0	1	16
13	S. Carter	0-2	0-0	0-0	0-3	3	1	0	1	2	0	0	9
15	M. Johnson	4-9	0-0	0-0	4-0	4	2	8	0	1	1	1	18
22	C. McConnell	1-4	1-1	0-0	0-1	1	1	3	1	1	0	0	14
3	P. Kiss	1-3	1-1	0-0	0-3	3							

Box Scores: 2018-19



With a career-best-tying 17 points and career-best 12 rebound, Jon Teske posted his fourth double-double as U-M defeated No. 19 Wisconsin at Crisler Center.

game outline

game outline

GAME #24
#7/7 Michigan: 61
#19/19 Wisconsin: 52
February 9, 2019
Ann Arbor, Mich. • Crisler Center
TV: FOX



#	#7/7 U-M	FG	3FG	FT	O-D	RB	PF	PTS	A	T	B	S	MIN
13	I. Brazdeikis, f	1-9	0-4	0-0	0-3	3	2	2	0	1	1	0	32
15	J. Teske, c	6-10	1-3	4-5	3-9	12	2	17	1	0	3	1	34
01	C. Matthews, g	9-15	0-2	0-0	2-0	2	2	18	2	1	0	0	36
02	J. Poole, g	4-11	2-6	0-0	0-9	9	1	10	1	2	0	1	38
03	Z. Simpson, g	2-8	0-1	1-2	0-4	4	1	5	5	1	0	3	40
04	I. Livers	3-3	1-1	2-2	0-4	4	1	9	0	0	1	0	16
23	B. Johns Jr.	0-0	0-0	0-0	0-0	0	0	0	0	0	0	0	2
55	E. Brooks	0-0	0-0	0-0	0-0	0	0	0	2	0	0	0	2
TEAM					1-1 2								
TOTALS		25-56	4-17	7-9	6-30	36	9	61	11	5	5	2	200
TOTAL FG%:		1st: 11-27	.407	2nd: 14-29	.483	Game: 25-56		.446					
3-PT FG%:		1st: 4-7	.571	2nd: 0-10	.000	Game: 4-17		.235					
FT%:		1st: 1-3	.333	2nd: 6-6	1.000	Game: 7-9		.778					
													Deadball: 1

#	#19/19 UW	FG	3FG	FT	O-D	RB	PF	PTS	A	T	B	S	MIN
22	E. Happ, f	9-19	0-0	0-1	3-8	11	3	18	1	5	2	1	26
35	N. Reuvers, f	4-9	1-4	0-0	2-4	6	2	9	0	0	3	0	33
00	D. Trice, g	3-9	2-4	0-0	0-3	3	2	8	0	0	0	0	33
21	K. Iverson, g	2-7	0-0	0-1	1-1	2	0	4	1	1	0	0	28
34	B. Davison, g	4-8	1-2	0-0	0-5	5	3	9	1	0	0	1	32
01	B. Pritzl	0-1	0-0	0-0	0-1	1	0	0	1	0	0	0	16
02	A. Ford	0-2	0-1	0-0	0-0	0	2	0	0	0	0	0	13
15	C. Thomas IV	0-0	0-0	0-0	0-0	0	0	0	0	0	0	0	1
23	K. King	2-4	0-1	0-0	1-3	4	1	4	1	1	0	0	18
TEAM					0-1 1								
TOTALS		244-59	4-12	0-2	7-26	33	13	52	5	7	5	2	200
TOTAL FG%:		1st: 13-30	.433	2nd: 11-29	.379	Game: 24-59		.407					
3-PT FG%:		1st: 1-7	.143	2nd: 3-5	.600	Game: 4-12		.333					
FT%:		1st: 0-1	.000	2nd: 0-1	.000	Game: 0-2		.000					
													Deadball: 0

Technical Fouls: None
Foul Out: U-M - None; Wisconsin - None
Officials: Terry Wymer, Kelly Pfeifer, Lamont Simpson
Attendance: 12,707 (sellout)
Score by Half
 #7/7 Michigan..... 27-34 61
 #19/19 Wisconsin..... 27-25 52

GAME #25
#6/7 Michigan: xx
at Penn State: xx
February 12, 2019
State College, Pa. • Bryce Jordan Center
TV: BTN



#	#6/7 U-M	FG	3FG	FT	O-D	RB	PF	PTS	A	T	B	S	MIN
TEAM					0-0 0								
TOTALS		0-0	0-0	0-0	0-0	0	0	0	0	0	0	0	0
TOTAL FG%:		1st: 0-0	.000	2nd: 0-0	.000	Game: 0-0		.000					
3-PT FG%:		1st: 0-0	.000	2nd: 0-0	.000	Game: 0-0		.000					
FT%:		1st: 0-0	.000	2nd: 0-0	.000	Game: 0-0		.000					
													Deadball: 0
#	Penn State	FG	3FG	FT	O-D	RB	PF	PTS	A	T	B	S	MIN
TEAM					0-0 0								
TOTALS		0-0	0-0	0-0	0-0	0	0	0	0	0	0	0	0
TOTAL FG%:		1st: 0-0	.000	2nd: 0-0	.000	Game: 0-0		.000					
3-PT FG%:		1st: 0-0	.000	2nd: 0-0	.000	Game: 0-0		.000					
FT%:		1st: 0-0	.000	2nd: 0-0	.000	Game: 0-0		.000					
													Deadball: 0

Technical Fouls: None
Foul Out: U-M - None; Penn State - None
Officials:
Attendance:
Score by Half
 #6/7 Michigan..... xx
 at Penn State..... xx


GAME #26
#6/7 Michigan: xx
#24/25 Maryland: xx
February 16, 2019
Ann Arbor, Mich. • Crisler Center
TV: FOX



#	#6/7 U-M	FG	3FG	FT	O-D	RB	PF	PTS	A	T	B	S	MIN
TEAM					0-0 0								
TOTALS		0-0	0-0	0-0	0-0	0	0	0	0	0	0	0	0
TOTAL FG%:		1st: 0-0	.000	2nd: 0-0	.000	Game: 0-0		.000					
3-PT FG%:		1st: 0-0	.000	2nd: 0-0	.000	Game: 0-0		.000					
FT%:		1st: 0-0	.000	2nd: 0-0	.000	Game: 0-0		.000					
													Deadball: 0
#	#24/25 MD	FG	3FG	FT	O-D	RB	PF	PTS	A	T	B	S	MIN
TEAM					0-0 0								
TOTALS		0-0	0-0	0-0	0-0	0	0	0	0	0	0	0	0
TOTAL FG%:		1st: 0-0	.000	2nd: 0-0	.000	Game: 0-0		.000					
3-PT FG%:		1st: 0-0	.000	2nd: 0-0	.000	Game: 0-0		.000					
FT%:		1st: 0-0	.000	2nd: 0-0	.000	Game: 0-0		.000					
													Deadball: 0

Technical Fouls: None
Foul Out: U-M - None; Maryland - None
Officials:
Attendance:
Score by Half
 #6/7 Michigan..... xx
 #24/25 Maryland..... xx


Box Scores: 2018-19



game outline



game outline



game outline

GAME #27
 Michigan: xx
 at Minnesota: xx
 February 21, 2019
 Minneapolis, Minn. • Williams Arena
 TV: ESPN/2



#	U-M	FG	3FG	FT	O-D	RB	PF	PTS	A	TO	B	S	MIN
TEAM					0-0	0							
TOTALS					0-0	0-0	0-0	0-0	0	0	0	0	0
TOTAL FG%:					1st: 0-0	.000	2nd: 0-0	.000	Game: 0-0	.000			
3-PT FG%:					1st: 0-0	.000	2nd: 0-0	.000	Game: 0-0	.000			
FT%:					1st: 0-0	.000	2nd: 0-0	.000	Game: 0-0	.000			
Deadball: 0													

#	Minnesota	FG	3FG	FT	O-D	RB	PF	PTS	A	TO	B	S	MIN
TEAM					0-0	0							
TOTALS					0-0	0-0	0-0	0-0	0	0	0	0	0
TOTAL FG%:					1st: 0-0	.000	2nd: 0-0	.000	Game: 0-0	.000			
3-PT FG%:					1st: 0-0	.000	2nd: 0-0	.000	Game: 0-0	.000			
FT%:					1st: 0-0	.000	2nd: 0-0	.000	Game: 0-0	.000			
Deadball: 0													

Technical Fouls: None
Foul Out: U-M - None; Minnesota - None
Officials:
Attendance:
Score by Half
 Michigan..... xx
 at Minnesota..... xx

GAME #28
 Michigan: xx
 Michigan State: xx
 February 24, 2019
 Ann Arbor, Mich. • Crisler Center
 TV: CBS



#	U-M	FG	3FG	FT	O-D	RB	PF	PTS	A	TO	B	S	MIN
TEAM					0-0	0							
TOTALS					0-0	0-0	0-0	0-0	0	0	0	0	0
TOTAL FG%:					1st: 0-0	.000	2nd: 0-0	.000	Game: 0-0	.000			
3-PT FG%:					1st: 0-0	.000	2nd: 0-0	.000	Game: 0-0	.000			
FT%:					1st: 0-0	.000	2nd: 0-0	.000	Game: 0-0	.000			
Deadball: 0													

#	MSU	FG	3FG	FT	O-D	RB	PF	PTS	A	TO	B	S	MIN
TEAM					0-0	0							
TOTALS					0-0	0-0	0-0	0-0	0	0	0	0	0
TOTAL FG%:					1st: 0-0	.000	2nd: 0-0	.000	Game: 0-0	.000			
3-PT FG%:					1st: 0-0	.000	2nd: 0-0	.000	Game: 0-0	.000			
FT%:					1st: 0-0	.000	2nd: 0-0	.000	Game: 0-0	.000			
Deadball: 0													

Technical Fouls: None
Foul Out: U-M - None; Michigan State - None
Officials:
Attendance:
Score by Half
 Michigan..... xx
 Michigan State..... xx

GAME #29
 Michigan: xx
 Nebraska: xx
 February 28, 2019
 Ann Arbor, Mich. • Crisler Center
 TV: ESPN/2



#	U-M	FG	3FG	FT	O-D	RB	PF	PTS	A	TO	B	S	MIN
TEAM					0-0	0							
TOTALS					0-0	0-0	0-0	0-0	0	0	0	0	0
TOTAL FG%:					1st: 0-0	.000	2nd: 0-0	.000	Game: 0-0	.000			
3-PT FG%:					1st: 0-0	.000	2nd: 0-0	.000	Game: 0-0	.000			
FT%:					1st: 0-0	.000	2nd: 0-0	.000	Game: 0-0	.000			
Deadball: 0													

#	Nebraska	FG	3FG	FT	O-D	RB	PF	PTS	A	TO	B	S	MIN
TEAM					0-0	0							
TOTALS					0-0	0-0	0-0	0-0	0	0	0	0	0
TOTAL FG%:					1st: 0-0	.000	2nd: 0-0	.000	Game: 0-0	.000			
3-PT FG%:					1st: 0-0	.000	2nd: 0-0	.000	Game: 0-0	.000			
FT%:					1st: 0-0	.000	2nd: 0-0	.000	Game: 0-0	.000			
Deadball: 0													

Technical Fouls: None
Foul Out: U-M - None; Nebraska - None
Officials:
Attendance:
Score by Half
 Michigan..... xx
 Nebraska..... xx



JOHN BEILEIN

Head Coach of Michigan 12th Season
Record at Michigan (all-time leader) 270-145
B1G Record at Michigan (all-time leader) 122-89
Collegiate Head Coach 41st Season
Record as Head Coach 821-463
Record at Division I Schools 563-320

JOHN BEILEIN'S CAREER RECORD

School	Seasons	Games	Overall				Conference			
			Record	Home	Away	Neutral	Record	Home	Away	Neutral
Erie C.C.	4	118	75-43	43-35	27-19	13-6	---	---	---	---
Nazareth	1	26	20-6	9-1	8-3	3-2	---	---	---	---
LeMoyne	9	257	163-94	94-21	44-53	25-20	49-36	34-11	15-25	0-0
Canisius	5	151	89-62	46-16	32-36	11-10	44-26	25-10	19-16	0-0
Richmond	5	153	100-53	53-14	33-32	14-7	56-24	37-3	19-21	0-0
West Virginia	5	164	104-60	60-15	20-30	24-15	40-40	27-13	13-27	0-0
Michigan	12	413	270-145	159-41	51-75	60-29	122-89	76-30	45-59	1-0
Totals	41	1282	821-463	456-126	215-248	150-89	311-215	199-67	111-148	1-0

BEILEIN THE HEAD COACH

- Did you know Beilein has always been a head coach, never serving as an assistant at any level?
- The only instance he has served as an assistant was under Bob McKillop with Team USA at the World University games in 2013.
- If you add in the three years of coaching at Newfane High School (JV and varsity), Beilein has been patrolling the sidelines for 43 years as a head coach.
- In his 40 years of collegiate coaching he has compiled **821** career wins, with **563** of those at the Division I level.

BREAKING DOWN BEILEIN'S 40 YEARS

- Beilein has tallied 34 winning records and has never had back-to-back losing seasons.
- Beilein has compiled 23 20-win campaigns -- Erie C.C. (2), Nazareth (1), Le Moyne (3), Canisius (2), Richmond (3), West Virginia (3) and Michigan (9).
- Beilein has 19 postseason appearances -- 12 in the Division I NCAA Tournament, six in the NIT and one at the Division II NCAA Tournament.
- As a Division I head coach, Beilein has won four regular season conference titles -- Canisius (1994, Metro Atlantic Athletic); Richmond (2001, Colonial Athletic Association) and Michigan (2012, 2014, Big Ten).

BEILEIN WITH THE MAIZE AND BLUE

- With his 270-143 record, Beilein is the all-time wins leader at U-M and just the second coach to reach 200 victories -- Johnny Orr (209).
- Beilein has recorded nine of U-M's 29 20-win seasons in program's 103 year history.
- With 122 wins in Big Ten play, Beilein surpassed 100 in a career and set the all-time U-M record passing Johnny Orr's 120.
- Beilein led U-M to two Big Ten regular season titles -- sharing the conference crown in 2012 -- the first in 26 years -- before winning the program's first outright title (by three games) in 28 years in 2014.
- After a well-documented plane crash in 2017, Beilein's Wolverines won four games in four days to capture the 2017 Big Ten Tournament title at the Verizon Center in Washington, D.C.
- In 2018, Beilein's Wolverines became just the third school to win back-to-back Big Ten Tournament titles as they repeated 2017's efforts winning four games in four days at Madison Square Garden to repeat as champions.
- In his 11 seasons, Beilein has eight trips to the NCAA Tournament (2009, '11, '12, '13, '14, '16, '17 and '18). With Beilein's eight appearances, he joins Steve Fisher as the only U-M coaches to secure at least five bids during their tenure.
- After a 20-year absence, Beilein led U-M to the 2013 Final Four, as well as the national title game. U-M defeated Syracuse (61-56) in the national semifinal before falling to Louisville (82-76) in the championship game.
- In 2018, U-M returned to the Final Four and national title game. U-M defeated Loyola-Chicago (69-57) before dropping the championship game to Villanova (79-62).
- Beilein is the fourth Michigan coach to guide U-M to the national title game, joining Dave Strack (1965 vs. UCLA), Johnny Orr (1976 vs. Indiana) and Steve Fisher (1989 vs. Seton Hall; 1992 vs. Duke and 1993 vs. North Carolina).
- Beilein is one of 14 coaches to have taken four different schools to the NCAA Tournament -- Canisius (1996), Richmond (1998), West Virginia (2005, '06) and Michigan (2009, '11, '12, '13, '14, '16, '17, and '18).

REACHING 800 WINS

- Overall John Beilein has 821 wins during his 40-year coaching career, with 563 wins in Division I games.
- With 821 career wins, Beilein ranks among some of the nation's elite coaches. Below is a sampling of some of the top (active) coaches with 500-plus wins

SAMPLING OF SOME OF THE NATION'S WINNINGEST COACHES (as of Feb. 9)

Coach	School	Total	Conference
Mike Krzyzewski	Duke	1121	ACC
Jim Boeheim [^]	Syracuse	943	ACC
Roy Williams	North Carolina	861	ACC
Bob Huggins	West Virginia	855	Big 12
Cliff Ellis	Coastal Carolina	837	Sun Belt
JOHN BEILEIN	MICHIGAN	821	BIG TEN
Rick Byrd	Belmont	797	Ohio Valley
Dana Altman	Oregon	757	Pac-12
John Calipari	Kentucky	698	SEC
Rick Barnes	Tennessee	683	SEC
Bill Self	Kansas	672	Big 12
Jim Larranaga	Miami (Fla.)	641	ACC
Lon Kruger	Oklahoma	634	Big 12
Greg Kampe	Oakland	611	Horizon
Tubby Smith	High Point	608	Big South
Kelvin Sampson	Houston	605	American
Tom Izzo	Michigan State	593	Big Ten
Fran Dunphy	Temple	574	American
Bob McKillop	Davidson	571	Atlantic 10
Jay Wright	Villanova	563	Big East
Mark Few	Gonzaga	558	WCC

[^]101 wins vacated due to NCAA sanctions

BEILEIN OFF THE COURT

- Beilein was raised in Burt, New York and is the eighth of nine children -- six sisters and two brothers.
- Growing up on an apple farm outside of the Niagara Falls area, Beilein was an avid listener of St. Louis Cardinal baseball games and Hall of Fame announcer Jack Buck via KMOX-Radio.
- Beilein continues to be a diehard fan of the St. Louis Cardinals and Buffalo Bills.
- Attending Wheeling College (now Wheeling Jesuit University), Beilein was a walk-on with the basketball team (1972-75) and served as team captain during the 1974-75 season.
- Beilein has family ties to Steven Spielberg's famous movie 'Saving Private Ryan,' which won five Oscar's. The movie was fictionally based off of the Niland family, who are cousins to Beilein's mother.
- Married to wife, Kathleen for 39 years, the Beilein's have four children -- Seana (Hendricks), Patrick, Mark and Andy as well as four grandchildren -- Finley, Johnny and Charlie with Seana and Thomas with Patrick.
- Beilein's son, Patrick, played under his dad at West Virginia (2003-06), helping the Mountaineers to the Sweet 16 (2005) and Elite Eight (2006). He was a 1,000 point scorer and is currently following in his father's footsteps as the head coach at Le Moyne.

John Beilein | Coaching Career Records

BEILEIN IN THE HALL OF FAME

• John Beilein has been inducted into five different Halls of Fame -- Le Moyne's Hall of Fame (2004), Erie Community College's Hall of Fame (2008), DeSales Catholic High School Hall of Fame (2013), Wheeling Jesuit's Hall of Fame (2015) and the Basketball Coaches Association of Michigan (BCAM, 2018).

BEILEIN IN THE BIG TEN TOURNAMENT

• Under Beilein, Michigan holds a 19-9 record at the Big Ten Tournament with six first round byes (2011, '12, '14, '15, '16, '17, '18), including the last five straight years.
 • Under Beilein, the Wolverines have never lost their first game, advancing to the quarterfinal in 11 straight tournaments. In fact, U-M has won 12 straight -- the most for any conference tournament in the nation.
 • U-M has reached the championship game four times -- three times under Beilein (2014, '17 and '18). The Wolverines won back-to-back titles (2017, '18) to become just the third team to repeat in Big Ten history.
 • In 2017, following a well-publicized plane accident, U-M went on to win four games in four days and claim the Big Ten Tournament title as the No. 8 seed. U-M defeated No. 9 Illinois (75-55), No. 1 Purdue (74-70 OT), No. 4 Minnesota (84-77) and No. 2 Wisconsin, 71-58, in the championship game.
 • In 2018, U-M repeated as Big Ten champions winning four games in four days as the No. 5 seed. The Wolverines defeated No. 12 Iowa (77-71 OT), No. 4 Nebraska (77-58), No. 1 Michigan State (75-64) and No. 3 Purdue, 75-66) in the title game in New York, New York at Madison Square Garden.
 • Michigan has defeated the Big Ten Tournament's No. 1 seed in each of the last three tournaments -- No. 1 Indiana (72-69) in 2016, No. 1 Purdue (74-70 in OT) in 2017 and No. 1 Michigan State (75-64) in 2018.

BEILEIN IN THE NCAA TOURNAMENT

• Beilein has 12 Division I NCAA Tournament appearances -- Canisius (1), Richmond (1), West Virginia (2) and Michigan (8) -- and one Division II after taking Le Moyne to the Division II Tournament in 1988.
 • Beilein holds a 24-12 record in the NCAA postseason, including an 18-8 record at Michigan.
 • Beilein has reached the Sweet 16 five times -- twice with West Virginia (2005, '06) and three times with Michigan (2013, '14 and '17).
 • In 2009, Beilein led No. 10 seed Michigan to the second round of the NCAA Tournament. After defeating No. 7 seed Clemson (62-59) in its opening game of the South Regional in Kansas City, Missouri, U-M fell to Blake Griffin and No. 2 seed Oklahoma (73-63).
 • In 2011, he led No. 8 seed Michigan to the third round of the NCAA Tournament. After defeating No. 9 seed Tennessee (75-45) in its opening game of the West Regional in Charlotte, N.C., U-M fell to No. 1 seed Duke (73-71) after a last-second game-tying attempt by Darius Morris went in and out.
 • In 2012, Beilein led No. 4 seed Michigan to the second round of the NCAA Tournament. Opening its first game of the Midwest Regional in Nashville, Tennessee, U-M lost to No. 13 seed Ohio (65-60).
 • In 2013, he led No. 4 seed Michigan to its first national title game in 20 years before losing to No. 1 seed Louisville (82-76) in the final. U-M opened its NCAA Tournament in the South Regional in Auburn Hills, Michigan with a pair of victories over No. 13 seed South Dakota State (71-56) and No. 5 VCU (78-53). Heading to Arlington, Texas, U-M defeated No. 1 Kansas (87-85) with a dramatic comeback win in overtime. Down 14 points with 6:50 remaining, a Trey Burke 3-pointer with 3.2 seconds left capped off a closing 17-8 run sending the game into overtime, where U-M would go on for the two-point win. Using an opening 23-5 run, U-M advanced to its seventh Final Four with a 20-point win over No. 3 seed Florida (79-59). Facing No. 4 seed Syracuse in the Final Four in Atlanta, Georgia, Beilein picked up his first win over Jim Boeheim following a 61-56 victory to advance to his first career national title game. In a back-and-forth 40 minute battle, U-M dropped the title game to Louisville (82-76).
 • In 2014, Beilein led No. 2 seed Michigan to its second straight Elite Eight, defeating No. 15 seed Wofford (57-40) in the second round and No. 7 seed Texas (79-65) in the third round in Milwaukee, Wisconsin. In the Sweet 16 in Indianapolis, Indiana, the Wolverines earned a thrilling 73-71 victory over No. 11 seed Tennessee before falling to No. 8 seed Kentucky, 75-72, on a 3-pointer in the final seconds.
 • In 2016, U-M made its first appearance in the First Four, defeating Tulsa, 67-62, to advance to the first round. The Wolverines lost the matchup with No. 6 seed Notre Dame, 70-63, in Brooklyn, New York to end their season.
 • In 2017, Beilein guided U-M to a 92-91 win over No. 10 seed Oklahoma State in the first round in Indianapolis, Indiana. U-M then defeated No. 2 seed Louisville, 73-69, in the second round to advance to the Sweet 16 in Kansas City. The Wolverines fell to No. 3 seed Oregon in the Sweet 16, 69-68, in Kansas City, Missouri.
 • In 2018, Beilein led Michigan to its eighth Final Four appearance and sixth national title game in program history before falling to No. 2 seed Villanova (79-62) in the national championship game. U-M started its NCAA postseason run with a 61-47 victory in the first round and went on to defeat Houston 64-63 on an improbable buzzer-beater from Jordan Poole with 3.6 seconds left on the clock and earned its spot in the Sweet 16. Beilein and his Wolverines went on to capture a 99-72 victory in the West Regional Semifinal in Los Angeles, California before they cut down the nets after a 58-54 win over Florida State, which set a single-season school record with a 32-win season and allowed them to earn their second trip to the Final Four in the past six years. Trailing at halftime in the semifinal game, Michigan played lockdown defense in the closing 20 minutes to defeat Loyola Chicago at the Alamodome and earn its chance to play for a national title. The Wolverines were unable to come away victorious, falling 79-62 to No. 2 seed Villanova in the national championship contest.

BEILEIN IN THE NIT

• Beilein has six NIT appearances -- Canisius (2), Richmond (2) and West Virginia (2).
 • Beilein has a 14-6 all-time record in the NIT and has advanced to the NIT Final Four twice.
 • In 1995, Beilein's Canisius team advanced to New York for the NIT semifinal before losing to eventual champion Virginia Tech (71-59). In 2007, Beilein's West Virginia squad defeated Mississippi State (63-62) in the semifinal before beating Clemson (78-73) to win his NIT crown.

THE JOHN BEILEIN FILE

Birthdate: February 5, 1953
Hometown: Burt, N.Y.
High School: DeSales Catholic (Lockport, N.Y.)
College Undergrad: Wheeling Jesuit, 1975 (B.A., History)
College Masters: Niagara, 1981 (M.S., Education)
Family: Married; wife Kathleen (39 years)
Children (4): Seana, Patrick, Mark and Andrew
Grandchildren (3): Finley Rose, Johnny, Charlie
Pronunciation: "Bee-Line"

COACHING CAREER

Years	School	Position
1975-78	Newfane High School	Head Coach
1978-82	Erie Community College	Head Coach
1982-83	Nazareth College	Head Coach
1983-92	Le Moyne College	Head Coach
1992-97	Canisius College	Head Coach
1997-2002	University of Richmond	Head Coach
2002-07	West Virginia University	Head Coach
2007-present	University of Michigan	Head Coach

AMONG THE NATION'S STATISTICAL ELITE

Since Coach Beilein's arrival in Ann Arbor, U-M has remained among the tops in the nation's in turnovers, assist/turnover ratio and fouls.

LEADERS AND BEST (as of Feb. 9)

Season	Turnovers	Assist/TO Ratio	Fouls
2007-08	56th (12.9)	156th (0.95)	10th (15.1)
2008-09	16th (11.5)	12th (1.35)	13th (15.3)
2009-10	5th (10.2)	11th (1.40)	5th (14.6)
2010-11	5th (10.0)	14th (1.37)	43rd (16.8)
2011-12	17th (10.9)	45th (1.16)	21st (15.6)
2012-13	1st (9.4)	1st (1.54)	2nd (12.7)
2013-14	7th (9.3)	8th (1.52)	1st (14.2)
2014-15	8th (9.6)	49th (1.25)	7th (14.2)
2015-16	6th (9.7)	9th (1.54)	5th (15.1)
2016-17	1st (9.2)	8th (1.52)	6th (15.1)
2017-18	2nd (9.3)	8th (1.54)	28th (15.7)
2018-19	2nd (9.5)	22nd (1.41)	6th (14.2)

BEILEIN ACTIVE COACHING TREE (16)

• **Patrick Beilein:** head coach Le Moyne (2015-present)
 • **Kevin Broderick:** head coach Nazareth College (2009-present)
 • **Matt Brown:** former head coach UMKC (2007-13)
 • **Jerry Dunn:** head coach Tuskegee University (2014-present)
 • **Mike Jones:** head coach Radford (2011-present)
 • **LaVall Jordan:** head coach Butler (2017-present)
 • **Bill Lilly:** former head coach West Virginia Wesleyan (2005-10)
 • **Mike MacDonald:** head coach Daemen College (2014-present)
 • **Mike Maker:** head coach Marist (2014-present)
 • **John Mahoney:** head coach IMG Academy (2012-present)
 • **Jeff Neubauer:** head coach Fordham (2015-present)
 • **Dave Niland:** head coach Penn State Behrend (1993-present)
 • **Phil Seymore:** head coach Fredonia (2013-present)
 • **Zach Spiker:** head coach Drexel (2016-present)
 • **Reggie Witherspoon:** head coach Canisius (2016-present)

BEILEIN'S NBA DRAFT PICKS (11)

West Virginia (2)

Joe Alexander (2008, #8 by Milwaukee Bucks)
Da'Sean Butler (2010, #42 by Miami Heat)

Michigan (9)

Darius Morris (2011, #41 by Los Angeles Lakers)
Trey Burke (2013, #9 by Utah Jazz)
Tim Hardaway Jr. (2013, #24 by New York Knicks)
Nik Stauskas (2014, #8 by Sacramento Kings)
Mitch McGary (2014, #21 by Oklahoma City Thunder)
Glenn Robinson III (2014, #40 by Minnesota Timberwolves)
Caris LeVert (2016, #20 by Brooklyn Nets)
D.J. Wilson (2017, #17 by Milwaukee Bucks)
Moritz Wagner (2018, #25 by Los Angeles Lakers)

John Beilein | Coaching Career Records

School	Season	Total	Overall
Erie C.C.	1978-79	35	20-15
Erie C.C.	1979-80	25	17-8
Erie C.C.	1980-81	29	21-8
Erie C.C.	1981-82	29	17-12
Totals		118	75-43

School	Season	Total	Overall	Home	Away	Neutral
Nazareth	1982-83	26	20-6	9-1	10-4	1-1
Totals		26	20-6	9-1	10-4	1-1

School	Season	Total	Overall	Home	Away	Neutral	League	Overall	Finish	Home	Away	Neutral	Postseason
Le Moyne	1983-84	28	20-8	12-2	6-4	2-2	MCC	5-0		4-0	1-0	0-0	-----
Le Moyne	1984-85	29	19-10	11-3	5-6	3-1	MCC	4-6		3-2	1-4	0-0	-----
Le Moyne	1985-86	29	14-15	10-2	2-10	2-3	MCC	5-7		4-2	1-5	0-0	-----
Le Moyne	1986-87	30	20-10	11-2	5-6	4-2	MCC	8-4		5-1	3-3	0-0	-----
Le Moyne	1987-88	30	24-6	12-1	7-2	5-3	MCC	10-2		6-1	4-1	0-0	NCAA II, First Rd.
Le Moyne	1988-89	27	15-12	9-3	5-8	1-1	MCC	6-6		4-2	2-4	0-0	-----
Le Moyne	1989-90	29	17-12	10-2	4-6	3-4	MCC	5-7		4-2	1-5	0-0	-----
Le Moyne	1990-91	29	19-10	11-2	5-4	3-4	MCC	6-4		4-1	2-3	0-0	-----
Le Moyne	1991-92	26	15-11	8-4	5-7	2-0		-		-	-	-	-----
Totals		257	163-94	94-21	44-53	25-20		49-36		34-11	15-25	0-0	

School	Season	Total	Overall	Home	Away	Neutral	League	Overall	Finish	Home	Away	Neutral	Postseason
Canisius	1992-93	28	10-18	6-5	3-11	1-2	MAAC	5-9	6th	3-4	2-5	0-0	-----
Canisius	1993-94	29	22-7	15-0	6-6	1-1	MAAC	12-2	1st	7-0	5-2	0-0	NIT, First Rd.
Canisius	1994-95	35	21-14	8-4	11-6	2-4	MAAC	10-4	2nd	5-2	5-2	0-0	NIT, Semifinal
Canisius	1995-96	30	19-11	8-3	7-6	4-2	MAAC	7-7	5th	4-3	3-4	0-0	NCAA, First Rd.
Canisius	1996-97	29	17-12	9-4	5-7	3-1	MAAC	10-4	t-2nd	6-1	4-3	0-0	-----
Totals		151	89-62	46-16	32-36	11-10	MAAC	44-26		25-10	19-16	0-0	


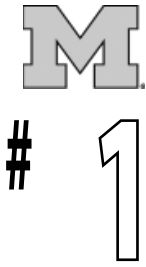
School	Season	Total	Overall	Home	Away	Neutral	League	Overall	Finish	Home	Away	Neutral	Postseason
Richmond	1997-98	31	23-8	10-1	6-6	7-1	CAA	12-4	3rd	8-0	4-4	0-0	NCAA, Second Rd.
Richmond	1998-99	27	15-12	11-1	3-10	1-1	CAA	10-6	3rd	8-0	2-6	0-0	-----
Richmond	1999-2000	30	18-12	7-5	8-6	3-1	CAA	11-5	3rd	7-1	4-4	0-0	-----
Richmond	2000-01	29	22-7	12-2	9-4	1-1	CAA	12-4	1st	7-1	5-3	0-0	NIT, Second Rd.
Richmond	2001-02	36	22-14	13-5	7-6	2-3	Atlantic 10	11-5	2nd	7-1	4-4	0-0	NIT, Quarterfinal
Totals		153	100-53	53-14	33-32	14-7	CAA/A10	56-24		37-3	19-21	0-0	

School	Season	Total	Overall	Home	Away	Neutral	League	Overall	Finish	Home	Away	Neutral	Postseason
West Virginia	2002-03	29	14-15	9-5	2-8	3-2	Big East	5-11	6th - West	3-5	2-6	0-0	-----
West Virginia	2003-04	31	17-14	10-4	4-7	3-3	Big East	7-9	t-8th	5-3	2-6	0-0	NIT, Second Rd.
West Virginia	2004-05	35	24-11	11-3	6-5	7-3	Big East	8-8	t-7th	5-3	3-5	0-0	NCAA, Elite Eight
West Virginia	2005-06	33	22-11	13-2	5-4	4-5	Big East	11-5	3rd	7-1	4-4	0-0	NCAA, Sweet 16
West Virginia	2006-07	36	27-9	17-1	3-6	7-2	Big East	9-7	t-7th	7-1	2-6	0-0	NIT, Champions
Totals		164	104-60	60-15	20-30	24-15	Big East	40-40		27-13	13-27	0-0	

School	Season	Total	Overall	Home	Away	Neutral	League	Overall	Finish	Home	Away	Neutral	Postseason
Michigan	2007-08	32	10-22	6-9	2-10	2-3	Big Ten	5-13	9th	3-6	2-7	0-0	-----
Michigan	2008-09	35	21-14	14-3	3-8	4-3	Big Ten	9-9	t-7th	6-3	3-6	0-0	NCAA, Second Rd.
Michigan	2009-10	32	15-17	10-6	3-8	2-3	Big Ten	7-11	t-7th	4-5	3-6	0-0	-----
Michigan	2010-11	35	21-14	14-5	5-5	2-4	Big Ten	9-9	t-4th	5-4	4-5	0-0	NCAA, Third Rd.
Michigan	2011-12	34	24-10	15-1	6-6	3-3	Big Ten	13-5	t-1st	8-1	5-4	0-0	NCAA, Second Rd.
Michigan	2012-13	39	31-8	17-1	5-5	9-2	Big Ten	12-6	t-4th	8-1	4-5	0-0	NCAA, National Runner-up
Michigan	2013-14	37	28-9	13-2	7-4	8-3	Big Ten	15-3	1st	8-1	7-2	0-0	NCAA, Elite Eight
Michigan	2014-15	32	16-16	12-6	2-8	2-2	Big Ten	8-10	9th	6-3	2-7	0-0	-----
Michigan	2015-16	36	23-13	13-4	4-6	6-3	Big Ten	10-8	8th	6-3	3-5	1-0	NCAA, First Rd.
Michigan	2016-17	38	26-12	15-3	3-8	8-1	Big Ten	10-8	t-5th	7-2	3-6	0-0	NCAA, Sweet 16
Michigan	2017-18	41	33-8	15-1	6-5	12-2	Big Ten	13-5	t-4th	8-1	5-4	0-0	NCAA, National Runner-up
Michigan	2018-19	24	22-2	15-0	5-2	2-0	Big Ten	11-2	--	7-0	4-2	0-0	
Totals		415	270-145	159-41	51-75	60-29	Big Ten	122-89		76-30	45-59	1-0	

John Beilein | All-Time Opponent

Opponent	Total	W	L	Opponent	Total	W	L	Opponent	Total	W	L	Opponent	Total	W	L
Adelphi	15	10	5	East Stroudsburg	5	3	2	Michigan State	20	9	11	Southern Illinois	1	1	0
Air Force	1	1	0	Eastern Michigan	3	2	1	Michigan Tech	1	1	0	Southern Methodist (SMU)	5	1	4
Akron	2	1	1	Eastern Washington	1	1	0	Millersville	1	0	1	Southern Mississippi	1	1	0
Alabama	1	0	1	Edinboro	2	1	1	Minnesota	21	17	4	Southwest Missouri State	1	1	0
Alabama A&M	2	2	0	Elmira College	1	1	0	Mississippi State	4	2	2	Springfield	1	1	0
Albany	1	1	0	Elon	1	1	0	Mohawk Valley CC	4	2	2	Stanford	1	1	0
Alfred Tech	8	8	0	Emmanuel (Ga.)	1	1	0	Monroe CC	8	2	6	St. Bonaventure	13	8	5
Alvernia	1	1	0	Fairfield	12	9	3	Montana	2	2	0	St. John's	6	6	0
American	9	9	0	Ferris State	1	1	0	Montana State	1	1	0	SUNY Brockport	1	1	0
American International	1	1	0	Ferrum	2	0	2	Montclair State	1	1	0	SUNY Utica	1	1	0
Anderson JC	2	0	2	Finger Lakes CC	1	1	0	Mount St. Mary's	3	2	1	Syracuse	11	2	9
Appalachian State	2	2	0	Florida	3	2	1	N.C. Central	2	2	0	Temple	1	1	0
Arkansas	3	1	2	Florida Atlantic	2	2	0	N.C. State	5	5	0	Tennessee	3	3	0
Arkansas-Little Rock	1	0	1	Florida Gulf Coast	1	1	0	Navy	2	2	0	Texas	6	4	2
Arkansas-Pine Bluff	2	2	0	Florida State	2	2	0	Nebraska	10	9	1	Texas A&M	1	1	0
Arizona	2	0	2	Fordham	3	1	2	New Hampshire	1	1	0	Texas Tech	1	1	0
Army	1	1	0	Franklin Pierce	2	0	2	New Haven	2	0	2	The Citadel	1	1	0
Assumption	1	0	1	Fredonia State	1	1	0	New York Tech	1	1	0	Toledo	2	1	1
Baltimore CC	1	1	0	Furman	1	1	0	Niagara	13	7	6	Towson	1	1	0
Belmont Abbey	1	0	1	Gannon	22	8	14	Niagra County CC	11	8	3	Truit McConnell	1	1	0
Bentley	1	1	0	Gardner-Webb	2	2	0	Nicholls State	1	1	0	Tulane	2	1	1
Binghamton	2	2	0	Genesee CC	8	8	0	NJIT	1	0	1	Tulsa	1	1	0
Bloomfield	1	1	0	Geneseo State	1	1	0	Norfolk State	3	3	0	UAB	1	1	0
Bloomsburg	2	2	0	George Mason	11	7	4	North Carolina	3	1	2	UCLA	7	5	2
Bloomsfield	1	1	0	George Washington	7	4	3	North Florida	1	1	0	UC Riverside	1	1	0
Boston College	7	2	5	Georgetown	8	3	5	Northeastern	4	2	2	UMass-Lowell	2	1	1
Bowdoin	1	1	0	Georgia Southern	1	1	0	Northern Kentucky	1	1	0	UMBC	1	1	0
Bowling Green	1	1	0	Gonzaga	2	1	1	Northern Michigan	2	2	0	UNC Asheville	1	1	0
Bradley	3	3	0	Hamilton	7	6	1	Northwestern	22	15	7	UNC Greensboro	2	2	0
Bridgeport	1	1	0	Hamilton College	1	0	1	Northwestern State	1	1	0	UNC Wilmington	10	7	3
Brockport	2	2	0	Harvard	2	1	1	Notre Dame	8	1	7	Union	7	6	1
Broome CC	5	3	2	Herkimer CC	1	0	1	Oakland	4	4	0	Unknown	1	1	0
Brown	1	1	0	Hilbert CC	8	3	5	Ohio State	24	9	15	UNLV	1	0	1
Bryant	2	2	0	Hillsdale College	1	1	0	Ohio University	1	0	1	USC Upstate	2	1	1
Bryant & Stratton	2	2	0	Hobart College	2	2	0	Oklahoma	2	1	1	Utah	3	1	2
Bucknell	3	3	0	Holy Cross	2	2	0	Oklahoma State	1	1	0	UTEP	1	0	1
Buffalo	13	7	6	Houghton College	2	0	2	Old Dominion	9	6	3	Utica	1	0	1
Buffalo JV	1	1	0	Houston	1	1	0	Onondaga CC	2	2	0	Valparaiso	2	1	1
Buffalo State	1	1	0	Houston Baptist	3	3	0	Oregon	2	1	1	Villa Maria	10	8	2
Buffalo State JV	2	2	0	Howard	2	2	0	Oswego State	8	7	1	Villanova	11	6	5
Butler	1	0	1	Illinois	23	16	7	Pace	16	6	10	Virginia	3	1	2
C. W. Post	1	0	1	Indiana	20	11	9	Penn State	21	16	5	Virginia Commonwealth	12	9	3
California (Pa.)	1	0	1	Iona	12	8	4	Pennsylvania	1	1	0	Virginia Tech	5	1	4
Campbell	2	2	0	Iowa	23	14	9	Philadelphia University	19	10	9	VMI	1	0	1
Canisius	2	2	0	Iowa State	2	1	1	Pitt-Bradford (Pa.)	4	1	3	Wagner	1	1	0
Canisius JV	1	1	0	IPFW	1	1	0	Pittsburgh	11	4	7	Wake Forest	6	1	5
Canton Tech	4	3	1	Ithaca	1	1	0	Plymouth State	1	1	0	Washington	1	0	1
Cayuga CC	1	1	0	IUPUI	3	3	0	Portland	1	0	1	Washington & Jefferson	1	1	0
Centenary	1	1	0	Jacksonville	1	1	0	Potsdam College	1	1	0	Washington State	2	1	1
Central Arkansas	1	1	0	James Madison	12	9	3	Potsdam State	1	1	0	West Chester	3	2	1
Central Florida	1	1	0	Jamestown CC	9	3	6	Providence	11	6	5	West Virginia	2	2	0
Central Michigan	3	2	1	Jefferson CC	3	2	1	Purdue	22	11	11	Western Carolina	1	1	0
Chaminade	1	1	0	Kansas	3	1	2	Queens	6	6	0	Western Illinois	1	1	0
Champlain CC	3	2	1	Kansas State	1	1	0	Quinnipiac	3	2	1	Western Kentucky	1	0	1
Charlotte	5	2	3	Kean College	1	1	0	R.I.T.	2	2	0	Western Michigan	7	6	1
Chattanooga	2	2	0	Keene State	2	2	0	Radford	5	5	0	William & Mary	8	5	3
Cheyney	1	1	0	Kennesaw State	1	1	0	Randolph Macon	1	0	1	Wisconsin	22	5	17
Cincinnati	6	3	3	Kent State	1	1	0	Redford	1	1	0	Wisconsin-Green Bay	1	0	1
Clarion	2	1	1	Kentucky	3	0	3	Rhode Island	2	2	0	Wofford	3	3	0
Clarkson	3	3	0	Kings Point	1	1	0	Robert Morris	1	0	1	Xavier	4	0	4
Clemson	3	3	0	Kutztown	1	1	0	Roberts Wesleyan	2	2	0	Youngstown State	1	1	0
Cleveland State	1	1	0	L.I.U. Southampton	2	2	0	Rochester	1	0	1	Career	1282	819	463
Colgate	6	5	1	La Salle	3	2	1	Rochester (N.Y.)	1	1	0	Big Ten	Total	W	L
College of Charleston	1	0	1	Lakeland CC	1	1	0	Rutgers	12	10	2	Illinois	23	16	7
Columbia	1	1	0	Liberty	2	1	1	Sacred Heart	3	2	1	Indiana	20	11	9
Columbia-Green	1	1	0	Lock Haven	2	2	0	Saginaw Valley	1	1	0	Iowa	23	14	9
Concordia (Mich.)	1	1	0	Long Beach State	2	2	0	Saint Clair (Mich.)	1	0	1	Maryland	8	4	4
Concordia (N.Y.)	1	1	0	Louisiana-Monroe	2	2	0	Saint Francis (Pa.)	3	2	1	Michigan State	20	9	11
Connecticut	8	2	6	Louisville	5	2	3	Saint John Fisher	10	8	2	Minnesota	21	17	4
Coppin State	4	4	0	Loyola-Chicago	2	2	0	Saint Joseph's	1	1	0	Nebraska	10	9	1
Cornell	3	2	1	Loyola (Md.)	13	10	3	Saint Lawrence	9	8	1	Northwestern	22	15	7
Corning CC	9	5	4	LSU	3	1	2	Saint Louis	2	1	1	Ohio State	24	9	15
Cortland	2	2	0	Manhattan	10	6	4	Saint Michael's	11	4	7	Penn State	21	16	5
Cortland State	2	2	0	Manhattanville	1	1	0	Saint Peter's	12	7	5	Purdue	22	11	11
Creighton	2	2	0	Mansfield	13	8	5	Saint Rose	4	2	2	Rutgers	12	10	2
Daemen College	2	1	1	Marist	2	2	0	Saint Thomas Aquinas	1	0	1	Wisconsin	23	6	17
Davis & Elkins	1	1	0	Marquette	4	2	2	Samford	1	1	0	Overall B1G Career	249	147	102
Dayton	3	1	2	Marshall	6	3	3	San Francisco	1	0	1	Overall B1G at U-M	239	141	99
Delaware State	3	3	0	Maryland	8	4	4	Savannah State	2	2	0	B1G Regular Season (U-M)	211	122	89
DePaul	1	1	0	Maryland Eastern Shore	2	2	0	Scranton	5	4	1	B1G Tournament	28	19	9
Detroit Mercy	3	3	0	Massachusetts	3	3	0	Seton Hall	12	5	7				
Dominican College	1	1	0	Massachusetts-Darmouth	1	0	1	Siena	16	6	10				
Dowling	1	1	0	McNeese State	2	2	0	Slippery Rock	3	3	0				
Drexel	2	1	1	Memphis	1	1	0	South Carolina	3	2	1				
Duke	7	1	6	Mercy	1	1	0	South Carolina State	1	1	0				
Duquesne	7	6	1	Mercyhurst	16	15	1	South Dakota State	1	1	0				
East Carolina	8	5	3	Miami (Fla.)	2	2	0	South Florida	2	2	0				



CHARLES MATTHEWS

Senior

Guard | 6-6 | 225

Chicago, Illinois | St. Rita High School | Kentucky

College of Literature, Science & the Arts | General Studies major

Born on November 15, 1996, in Chicago, Illinois

WHO IS MATTHEWS ...

- Extremely athletic player with strong vertical leap
- Strong defender with length and speed
- Possesses creativity to get to the basket as well as a strong, pull-up mid-range game
- Continues to develop long range shot
- Won NCAA West Regional Most Outstanding Player award helping U-M reach the 2018 NCAA Final Four
- Mother, Nichole, said Charles and his two brothers were named after NBA legends -- Charles after Charles Barkley, Dominique after Dominique Wilkins and Jordan after Michael Jordan.
- Avid fan of Kobe Bryant and friends with Dwyane Wade
- Brother Dominique, a junior at Illinois-Chicago, was Horizon League's all-freshman team honors two seasons ago

CHARLES MATTHEWS | CAREER BESTS

	CAREER	2018-19 SEASON
Points	31, Alabama A&M (12/21/17)	25 (2x), last: Western Michigan (12/15/18)
Field Goals	12, Alabama A&M (12/21/17)	10, vs. George Washington (11/17/18)
Field Goal Attempts	19, North Florida (11/11/17)	17, Holy Cross (11/10/18)
3-Pt. Field Goals	3 (2x), last: No. 19/18 Purdue (12/1/18)	3 (2x), last: No. 19/18 Purdue (12/1/18)
3-Pt. Field Goal Attempts	6 (4x), last: at Indiana (1/25/19)	6 (3x), last: at Indiana (1/25/19)
Free Throws	11, Western Michigan (12/15/18)	11, Western Michigan (12/15/18)
Free Throw Attempts	16, Western Michigan (12/15/18)	16, Western Michigan (12/15/18)
Rebounds	11 (3x), last: at Indiana (1/25/19)	11, at Indiana (1/25/19)
Assists	12, UC Riverside (11/26/17)	4, at Rutgers (2/5/19)
Blocks	3 (2x), last: at No. 8 Villanova (11/14/18)	3, at No. 8 Villanova (11/14/18)
Steals	4, No. 21/22 Indiana (1/6/19)	4, No. 21/22 Indiana (1/6/19)
Minutes	41, vs. Iowa (3/1/18)	38 (2x), last: No. 21/22 Indiana (1/6/19)

CHARLES MATTHEWS | CAREER STATISTICS

Career	G	S	Min	Avg	FG	FGA	FG%	3FG	3FGA	3FG%	FT	FTA	FT%	Off	Def	Reb	Avg	Foul	DQ	Ast	Avg	TO	Blk	Stl	Pts	Avg	W	L
2015-16 (KY)	36	3	370	10.3	23	52	.442	1	4	.250	14	34	.412	32	27	59	1.6	33	0	13	0.4	19	6	15	61	1.7	27	9
2016-17 (TR)	0	0	0	0.0	0	0	.000	0	0	.000	0	0	.000	0	0	0	0.0	0	0	0	0.0	0	0	0	0.0	25	12	
2017-18	41	41	1234	30.1	205	414	.495	34	107	.318	87	156	.558	53	174	227	5.5	88	2	98	2.4	84	26	30	531	13.0	33	8
2018-19	24	24	764	31.8	113	261	.433	23	74	.311	57	91	.626	40	83	123	5.1	42	0	32	1.3	41	11	27	306	12.8	22	2
U-M Totals	65	65	1998	30.7	318	675	.471	57	181	.315	144	247	.583	93	257	350	5.4	130	2	130	2.0	125	37	57	837	12.9	81	22
Career	101	68	2368	23.4	341	727	.469	58	185	.314	158	281	.562	125	284	409	4.0	163	2	143	1.4	144	43	72	898	8.9	108	31

CHARLES MATTHEWS | 2018-19 GAME-BY-GAME

OPPONENT	DATE	RESULT	G-S	FG	3FG	FT	O-D	RB	PF	PTS	A	TO	B	S	MIN
NORFOLK STATE	11/6/2018	W, 63-44	1-1	5-12	0-4	0-5	3-4	7	2	10	0	3	0	0	28
HOLY CROSS	11/10/2018	W, 56-37	1-1	7-17	2-6	4-5	0-2	2	1	20	0	2	0	1	38
at #8/Villanova	11/14/18	W, 73-46	1-1	7-13	0-4	5-7	2-2	4	0	19	0	0	3	1	36
vs. George Washington	11/17/2018	W, 84-61	1-1	10-13	2-2	3-4	3-3	6	1	25	3	0	0	1	30
vs. Providence	11/18/2018	W, 66-47	1-1	2-7	0-3	1-2	2-2	4	3	5	0	0	1	0	23
CHATTANOOGA	11/23/2018	W, 83-55	1-1	2-9	0-2	4-6	0-1	1	0	8	3	0	0	2	26
#11/13 N. CAROLINA	11/28/2018	W, 84-67	1-1	7-12	2-4	5-8	2-5	7	2	21	1	3	1	1	34
#19/18 PURDUE+	12/1/2018	W, 76-57	1-1	3-11	3-6	0-0	0-5	5	1	9	4	3	0	0	35
at Northwestern+	12/4/2018	W, 62-60	1-1	1-7	0-1	1-2	2-4	6	3	3	0	2	0	2	23
SOUTH CAROLINA	12/8/2018	W, 89-78	1-1	4-8	2-4	2-4	4-2	6	2	12	1	1	0	1	27
WESTERN MICHIGAN	12/15/2018	W, 70-60	1-1	6-13	2-3	11-16	3-7	10	3	25	2	2	0	3	37
AIR FORCE	12/22/2018	W, 71-50	1-1	7-4	1-6	2-2	2-5	7	1	17	0	3	1	1	34
BINGHAMTON	12/30/2018	W, 74-52	1-1	3-12	0-0	1-2	2-1	3	1	7	1	0	1	3	25
PENN STATE+	1/3/2019	W, 68-55	1-1	6-11	1-1	1-2	1-4	5	2	14	0	4	1	2	31
#21/22 INDIANA +	1/6/2019	W, 74-63	1-1	7-15	2-3	2-3	3-3	6	1	18	2	0	0	4	38
at Illinois+	1/10/2019	W, 79-69	1-1	5-11	0-1	4-6	3-1	4	2	14	0	3	0	0	32
NORTHWESTERN+	1/13/2019	W, 80-60	1-1	6-10	0-2	1-1	2-1	3	3	13	3	4	1	1	36
at Wisconsin+	1/19/2019	L, 64-54	1-1	2-5	0-0	1-2	0-3	3	2	5	1	3	1	0	31
MINNESOTA+	1/22/2019	W, 59-57	1-1	3-8	0-1	1-2	2-4	6	3	7	1	2	0	2	26
at Indiana+	1/25/2019	W, 69-46	1-1	3-10	2-6	2-4	0-11	11	2	10	2	3	0	0	35
OHIO STATE+	1/29/2019	W, 65-49	1-1	3-8	1-3	2-2	1-2	3	1	9	1	1	0	1	31
at #nr/25 Iowa+	2/1/2019	L, 74-59	1-1	2-12	2-7	0-0	0-7	7	2	6	1	0	0	0	36
at Rutgers+	2/5/2019	W, 77-65	1-1	3-8	1-3	4-6	1-4	5	2	7	0	0	2	0	34
#19/19 WISCONSIN+	2/9/2019	W, 61-52	1-1	9-15	0-2	0-0	2-0	2	2	18	2	1	0	0	36
at Penn State+	2/12/2019														
#24/25 MARYLAND+	2/16/2019														
at Minnesota+	2/21/2019														
MICHIGAN STATE+	2/24/2019														
NEBRASKA+	2/28/2019														
at Maryland+	3/3/2019														
at Michigan State+	3/9/2019														
BTT First Round	3/13/2019														
BTT Second Round	3/14/2019														
BTT Quarterfinal	3/15/2019														
BTT Semifinal	3/16/2019														
BTT Championship	3/17/2019														
NCAA First Round															
NCAA Second Round															
NCAA Sweet 16															
NCAA Elite Eight															
NCAA Final Four															
NCAA Championship															
^ overtime															

Complete Bio is available MGoBlue.com

Michigan Career & Honors

- NCAA West Regional Most Outstanding Player (2018)
- NCAA All-West Regional (2018)
- Academic All-Big Ten (2018)
- Michigan Academic Achievement (2018)
- Helped U-M set the program record for single season victories with 33 wins (33-8, 2017-18)
- Helped U-M win two straight Big Ten Tournament titles
 - > Despite not playing due to transfer in 2017, and following a well-documented plane crash, U-M won four games in four days at the Verizon Center (Washington, D.C.) to win first conference tournament title in 19 years
 - > In 2018, helped U-M repeat as tournament champions winning four games in four days
 - > Helped U-M become just the third team to win back-to-back titles.
- Helped U-M to two appearances in the NCAA Tournament
 - > Despite not playing due to transfer in 2017, helped U-M to the No. 7 seed (Midwest) and advance to the Sweet 16
 - > In 2018, helped U-M to the No. 3 seed (West), advancing to the Final Four and national title game vs. Villanova

Player Notes


- Played in 64 straight games for the Wolverines since transferring from Kentucky
- Needs 181 points to reach 1,000 points at U-M

Senior (2018-19)

- Named co-captain for the 2018-19 season; along with Xavier Simpson
- Named to the Naismith Hall of Fame Tip-Off Tournament All-Tournament team
- Started all 23 games, averaging 31.7 minutes per game
- Posted 14 double figure scoring games with four 20-plus point games including a season-best 25, twice -- vs. George Washington (Nov. 17) and Western Michigan (Dec. 15).
- Recorded his 40th career double-digit scoring effort against Air Force (Dec. 22) with 17 points
- Has two double-doubles on the season and six in his career:
 - > Western Michigan (Dec. 15) - 25 points and 10 rebounds
 - > at Indiana (Jan. 25) - 10 points, 11 rebounds
- Made a career-high 11 free throws on 16 attempts against WMU (Dec. 15)
- Had a career-high four steals against No. 21/22 Indiana (Jan. 6)
- Drained the game-winning shot with :08 second on the clock against Minnesota for Michigan's 59-57 victory (Jan. 22)

M

3



ZAVIER SIMPSON

Junior

Guard | 6-0 | 190

Lima, Ohio | Lima Senior High School

College of Literature, Science & the Arts | General Studies major

Born on February 11, 1997, in Lima, Ohio

WHO IS SIMPSON ...

- Played in 102 consecutive games for the Wolverines
- U-M's defensive leader
- Extremely confident individual with a strong voice during practice and games
- Exceptional passer and strong defender
- Spent offseason with his father, Quincey, developing new shooting form
- Ohio's 2016 Mr. Basketball; led Lima Catholic Central to 2014 OHSAA DIII title before transferring to Lima Senior guiding it to a 2016 OHSAA DI runner-up finish
- Michigan's second Ohio Mr. Basketball after former Wolverine and National Player of the Year recipient Trey Burke earned the honor in 2011

ZAVIER SIMPSON | CAREER BESTS

	CAREER	2018-19 SEASON
Points	24, Northwestern (1/13/19)	24, Northwestern (1/13/19)
Field Goals	9, Northwestern (1/13/19)	9, Northwestern (1/13/19)
Field Goal Attempts	17, Northwestern (1/13/19)	17, Northwestern (1/13/19)
3-Pt. Field Goals	5, Northwestern (1/13/19)	5, Northwestern (1/13/19)
3-Pt. Field Goal Attempts	10, Northwestern (1/13/19)	10, Northwestern (1/13/19)
Free Throws	6, vs. Michigan State (3/3/18)	2 (2x), last: Binghamton (12/30/18)
Free Throw Attempts	10, at Michigan State (1/13/18)	4 vs. Providence (11/18/18)
Rebounds	11, vs. George Washington (11/17/18)	11, vs. George Washington (11/17/18)
Assists	12, Ohio State (1/29/19)	12, Ohio State (1/29/19)
Blocks	1 (6x) last: Ohio State (1/29/19)	1 (2x), last: Ohio State (1/29/19)
Steals	6, vs. Texas A&M (3/22/18)	5, at No. 8 Villanova (11/14/18)
Minutes	42, Minnesota (2/3/18)	40, Wisconsin (2/9/19)

ZAVIER SIMPSON | CAREER STATISTICS

Career	G	S	Min	Avg	FG	FGA	FG%	3FG	3FGA	3FG%	FT	FTA	FT%	Off	Def	Reb	Avg	Foul	DQ	Ast	Avg	TO	Blk	Stl	Pts	Avg	W	L
2016-17	38	0	332	8.7	16	43	.372	5	19	.263	22	31	.710	4	20	24	0.6	47	0	37	1.0	19	2	20	59	1.6	26	12
2017-18	41	29	1085	26.5	115	246	.467	24	84	.286	47	91	.516	18	115	133	3.2	55	0	150	3.7	61	2	53	301	7.3	33	8
2018-19	24	24	805	33.5	85	199	.427	19	70	.271	27	43	.628	11	115	126	5.3	47	0	143	6.0	43	2	36	216	9.0	22	2
Totals	103	53	2222	21.6	216	488	.443	48	173	.277	96	165	.582	33	250	283	2.7	149	0	330	3.2	123	6	109	576	5.6	81	22

ZAVIER SIMPSON | 2018-19 GAME-BY-GAME

OPPONENT	DATE	RESULT	G-S	FG	3FG	FT	O-D	RB	PF	PTS	A	T	B	S	MIN
NORFOLK STATE	11/6/2018	W, 63-44	1-1	1-4	1-4	1-2	0-5	5	2	4	5	2	0	0	26
HOLY CROSS	11/10/2018	W, 56-37	1-1	0-3	0-1	0-0	0-4	4	0	0	7	1	0	0	28
at #8/8 Villanova	11/14/18	W, 73-46	1-1	4-9	0-1	1-3	0-4	4	3	9	6	2	1	5	32
vs. George Washington	11/17/2018	W, 84-61	1-1	5-9	4-7	0-0	1-10	11	2	14	8	2	0	0	28
vs. Providence	11/18/2018	W, 66-47	1-1	2-5	0-0	2-4	0-6	6	3	6	8	1	0	0	32
CHATTANOOGA	11/23/2018	W, 83-55	1-1	1-3	0-0	1-2	0-2	2	0	3	2	2	0	1	25
#11/13 N. CAROLINA	11/28/2018	W, 84-67	1-1	2-4	0-1	1-3	0-4	4	2	5	6	1	0	1	34
#19/18 PURDUE+	12/1/2018	W, 76-57	1-1	5-14	0-3	0-1	2-4	6	1	10	7	1	0	1	36
at Northwestern+	12/4/2018	W, 62-60	1-1	5-10	0-5	0-0	0-3	3	2	10	5	3	0	1	32
SOUTH CAROLINA	12/8/2018	W, 89-78	1-1	3-7	0-1	1-2	0-3	3	1	7	7	4	0	3	38
WESTERN MICHIGAN	12/15/2018	W, 70-62	1-1	6-10	3-4	0-0	0-5	5	3	15	3	4	0	2	36
AIR FORCE	12/22/2018	W, 71-50	1-1	1-5	0-2	0-0	0-0	0	3	2	7	1	0	4	27
BINGHAMTON	12/30/2018	W, 74-52	1-1	0-1	0-0	2-2	0-9	9	2	10	2	0	2	31	
PENN STATE+	1/3/2019	W, 68-55	1-1	3-7	1-3	1-2	1-4	5	3	8	5	1	0	1	33
#21/22 INDIANA +	1/6/2019	W, 74-63	1-1	5-10	0-2	2-2	0-1	1	1	12	3	0	0	0	39
at Illinois+	1/10/2019	W, 79-69	1-1	6-13	2-4	2-2	0-5	5	4	16	8	2	0	2	38
NORTHWESTERN+	1/13/2019	W, 80-60	1-1	9-17	5-10	1-2	0-5	5	1	24	4	0	0	3	34
at Wisconsin+	1/19/2019	L, 64-54	1-1	5-12	1-3	0-2	2-8	10	2	11	6	3	0	2	37
MINNESOTA+	1/22/2019	W, 59-57	1-1	3-11	0-4	0-0	2-1	3	1	6	0	1	0	3	34
at Indiana+	1/25/2019	W, 69-46	1-1	5-9	0-3	2-2	1-5	6	3	12	5	2	0	0	33
OHIO STATE+	1/29/2019	W, 65-49	1-1	5-13	1-5	0-0	2-8	10	2	11	12	0	1	2	36
at #nr/25 Iowa+	2/1/2019	L, 74-59	1-1	3-8	0-5	4-4	0-8	8	1	10	7	3	0	0	38
at Rutgers+	2/5/2019	W, 77-65	1-1	4-7	1-1	5-6	0-7	7	4	14	7	4	0	0	38
#19/19 WISCONSIN+	2/9/2019	W, 61-52	1-1	2-8	0-1	1-2	0-4	4	1	5	5	1	0	3	40
at Penn State+	2/12/2019														
#24/25 MARYLAND+	2/16/2019														
at Minnesota+	2/21/2019														
MICHIGAN STATE+	2/24/2019														
NEBRASKA+	2/28/2019														
at Maryland+	3/3/2019														
at Michigan State+	3/9/2019														
BTT First Round	3/13/2019														
BTT Second Round	3/14/2019														
BTT Quarterfinal	3/15/2019														
BTT Semifinal	3/16/2019														
BTT Championship	3/17/2019														
NCAA First Round															
NCAA Second Round															
NCAA Sweet 16															
NCAA Elite Eight															
NCAA Final Four															
NCAA Championship															
^ overtime															

Complete Bio is available MGoBlue.com

Pronunciation

- Given birth name and proper spelling is Zavier
- Goes by the nickname "X"

Michigan Career

- Helped U-M set the program record for single season victories with 33 (33-8, 2017-18)
- Helped U-M win two straight Big Ten Tournament titles
 - > In 2017, after a well-documented plane crash, U-M won four games in four days at the Verizon Center (Washington, D.C.) to win first conference tournament title in 19 years
 - > In 2018, helped U-M repeat as tournament champions winning four games in four days
- Helped U-M become just the third team to win back-to-back titles.
- Helped U-M to two appearances in the NCAA Tournament
 - > In 2017, helped U-M to the No. 7 seed (Midwest) and advance to the Sweet 16
 - > In 2018, helped U-M to the No. 3 seed (West), advancing to the Final Four and national title game

Player Notes

- Played in 102 consecutive games for U-M, not missing a single game in three years
- Is the 15th Wolverine to surpass 300 in career
 - > Currently ranks 15th all-time with 325 career assists
- Is the sixth player in Michigan men's basketball history to record a triple double, scoring 11 points, grabbing 10 rebounds and dishing out 12 assists against Ohio State (Jan. 29, 2019)

Junior (2018-19)

- Named co-captain for the 2018-19 season; along with Charles Matthews
- Named to the Naismith Hall of Fame Tip-Off Tournament All-Tournament team
- Started all 23 games, played 33.3 minutes per game
- Averaging 9.2 points per game with 12 double figure games
- Recorded his first 20-point game with a career-best 24 points, including a career-best five 3-pointers against Northwestern (Jan. 13)
- Surpassed 100 assists, averaging 6.0 per game
- Recorded five-or-more assists in 18 games
- Dished a career-best 12 against Ohio State (Jan. 29)
- Recorded two career double-doubles:
 - > 14 points and a career-best 11 rebounds against George Washington (Nov. 17)
 - > 11 points and 10 rebounds at Wisconsin (Jan. 19)
- Has one triple double:
 - > 11 points, 10 rebounds, 12 assists against Ohio State (Jan. 29)

M

15



JON TESKE

Junior

Center | 7-1 | 260

Medina, Ohio | Medina High School

College of Literature, Science & the Arts | General Studies major

Born on May 4, 1997, in Indianapolis, Indiana

WHO IS TEKSE ...

- Gaining confidence with each passing day, taking over as starting center following departure of Moritz Wagner
- Continues to develop offensive game, particularly focusing on long-range shots
- Defined as Michigan's only "true" center at 7-1
- First seven-footer since Ben Cronin (7-0; 2008-10), whose career was cut short due to injuries
- Avid fan of Cleveland sports -- especially Indians and Cavaliers
- Finalist for Ohio's 2016 Mr. Basketball, which eventually went to U-M teammate, Xavier Simpson
- Speaks with his grandfather, "Grandpa Z", after every game

JON TESKE | CAREER BESTS

	CAREER	2018-19 SEASON
Points	17 (4x), last: Wisconsin (2/9/19)	17 (4x), last: Wisconsin (2/9/19)
Field Goals	7 (3x), last: Minnesota (1/22/19)	7 (3x), last: Minnesota (1/22/19)
Field Goal Attempts	12, Detroit Mercy (12/16/17)	11 (3x), last: Northwestern (1/13/19)
3-Pt. Field Goals	3, Northwestern (1/13/19)	3, Northwestern (1/13/19)
3-Pt. Field Goal Attempts	5, Northwestern (1/13/19)	5, Northwestern (1/13/19)
Free Throws	6, vs. Houston (3/17/18)	5, No. 19/18 Purdue (12/1/18)
Free Throw Attempts	8, vs. Houston (3/17/18)	6 (3x), last: at Wisconsin (1/19/19)
Rebounds	12 (2x), last: Wisconsin (2/9/19)	12 (2x), last: Wisconsin (2/9/19)
Assists	4, at Illinois (1/10/19)	4, at Illinois (1/10/19)
Blocks	5 (2x), last: North Carolina (11/28/18)	5 (2x), last: North Carolina (11/28/18)
Steals	3 (3x), last: Northwestern (1/13/19)	3 (2x), last: Northwestern (1/13/19)
Minutes	35, Northwestern (1/13/19)	35, Northwestern (1/13/19)

JON TESKE | CAREER STATISTICS

Career	G	S	Min	Avg	FG	FGA	FG%	3FG	3FGA	3FG%	FT	FTA	FT%	Off	Def	Reb	Avg	Foul	DQ	Ast	Avg	TO	Blk	Stl	Pts	Avg	W	L
2016-17	20	0	61	3.1	1	7	.143	0	1	.000	3	6	.500	7	5	12	0.6	10	0	2	0.1	1	7	3	5	0.3	26	12
2017-18	41	2	506	12.3	53	98	.541	0	1	.000	35	61	.574	57	78	135	3.3	66	0	15	0.4	15	26	23	141	3.4	33	8
2018-19	24	24	653	27.2	85	165	.515	13	42	.310	36	61	.590	48	110	158	6.6	54	1	20	0.8	9	53	18	219	9.1	22	2
Totals	85	26	1220	14.4	139	270	.515	13	44	.295	74	128	.578	112	193	305	3.6	130	1	37	0.4	25	86	44	365	4.3	81	22

JON TESKE | 2018-19 GAME-BY-GAME

OPPONENT	DATE	RESULT	G-S	FG	3FG	FT	O-D	RB	PF	PTS	A	TO	B	S	MIN
NORFOLK STATE	11/6/2018	W, 63-44	1-1	5-11	0-0	3-6	4-4	8	3	13	0	0	4	1	27
HOLY CROSS	11/10/2018	W, 56-37	1-1	2-4	0-1	1-2	1-4	5	1	5	1	0	5	0	22
at #8/8 Villanova	11/14/18	W, 73-46	1-1	0-1	0-1	0-2	2	2	0	1	0	1	1	23	
vs. George Washington	11/17/2018	W, 84-61	1-1	0-4	0-1	0-0	1-2	3	2	0	2	0	1	2	17
vs. Providence	11/18/2018	W, 66-47	1-1	7-11	1-3	2-3	3-3	6	3	17	0	0	0	0	28
CHATTANOOGA	11/23/2018	W, 83-55	1-1	3-6	0-2	1-1	3-9	12	1	7	0	0	1	3	23
#11/13 N. CAROLINA	11/28/2018	W, 84-67	1-1	3-5	0-2	0-3	0-5	5	3	6	2	1	5	1	34
#19/18 PURDUE+	12/1/2018	W, 76-57	1-1	5-6	2-2	5-6	2-6	8	0	17	1	1	1	1	31
at Northwestern+	12/4/2018	W, 62-60	1-1	3-7	0-2	2-4	3-7	10	3	8	2	1	1	1	32
SOUTH CAROLINA	12/8/2018	W, 89-78	1-1	6-9	0-0	3-5	3-6	9	4	15	1	2	3	0	29
WESTERN MICHIGAN	12/15/2018	W, 70-62	1-1	1-4	0-1	1-2	2-4	6	3	3	0	0	1	0	25
AIR FORCE	12/22/2018	W, 71-50	1-1	1-2	0-0	0-0	2-1	3	2	2	0	1	2	0	22
BINGHAMTON	12/30/2018	W, 74-52	1-1	2-6	0-0	0-0	2-3	5	1	4	1	1	2	0	21
PENN STATE+	1/3/2019	W, 68-55	1-1	3-9	1-3	2-4	0-5	5	3	9	2	0	2	1	32
#21/22 INDIANA +	1/6/2019	W, 74-63	1-1	2-4	0-1	2-4	1-3	4	4	6	1	0	2	0	25
at Illinois+	1/10/2019	W, 79-69	1-1	5-8	1-3	2-2	2-9	11	1	13	4	0	4	0	33
NORTHWESTERN+	1/13/2019	W, 80-60	1-1	7-11	3-5	0-0	2-9	11	0	17	0	1	2	3	35
at Wisconsin+	1/19/2019	L, 64-54	1-1	5-10	2-4	3-6	3-4	7	2	15	0	1	4	2	30
MINNESOTA+	1/22/2019	W, 59-57	1-1	7-8	1-1	0-1	3-2	5	3	15	0	0	3	0	29
at Indiana+	1/25/2019	W, 69-46	1-1	4-8	1-3	2-2	1-2	3	2	11	0	2	1	2	29
OHIO STATE+	1/29/2019	W, 65-49	1-1	1-4	0-0	2-2	2-3	5	2	4	0	0	1	0	25
at #nr/25 Iowa+	2/1/2019	L, 74-59	1-1	4-7	0-1	0-1	4-4	8	5	8	1	0	1	0	13
at Rutgers+	2/5/2019	W, 77-65	1-1	3-10	0-3	1-1	1-4	5	2	7	0	0	2	0	34
#19/19 WISCONSIN+	2/9/2019	W, 61-52	1-1	6-10	1-3	4-5	3-9	12	2	17	1	0	3	1	34
at Penn State+	2/12/2019														
#24/25 MARYLAND+	2/16/2019														
at Minnesota+	2/21/2019														
MICHIGAN STATE+	2/24/2019														
NEBRASKA+	2/28/2019														
at Maryland+	3/3/2019														
at Michigan State+	3/9/2019														
BTT First Round	3/13/2019														
BTT Second Round	3/14/2019														
BTT Quarterfinal	3/15/2019														
BTT Semifinal	3/16/2019														
BTT Championship	3/17/2019														
NCAA First Round															
NCAA Second Round															
NCAA Sweet 16															
NCAA Elite Eight															
NCAA Final Four															
NCAA Championship															
^ overtime															

Complete Bio is available MGoBlue.com

Pronunciation: Last name: "tes-ky"

Michigan Career & Honors

- Michigan Academic Achievement (2018)
- Helped U-M set the program record for single season victories with 33 (33-8, 2017-18)
- Helped U-M win two straight Big Ten Tournament titles
 - > In 2017, after a well-documented plane crash, U-M won four games in four days at the Verizon Center (Washington, D.C.) to win first conference tournament title in 19 years
 - > In 2018, helped U-M repeat as tournament champions winning four games in four days
- Helped U-M become just the third team to win back-to-back titles.
- Helped U-M to two appearances in the NCAA Tournament
 - > In 2017, helped U-M to the No. 7 seed (Midwest) and advance to the Sweet 16
 - > In 2018, helped U-M to the No. 3 seed (West), advancing to the Final Four and national title game


Player Notes

- Posted back-to-back double-doubles:
 - > 13 points, 11 rebounds at Illinois (Jan. 10)
 - > 17 points, 11 rebounds against Northwestern (Jan. 13)
- Swatted two-or-more blocks in nine straight games this season

Junior (2018-19)

- Started all 23 games, averaging 26.9 minutes per game.
- Averaging 8.8 points, doubling his prior season best.
- Posted seven double figure scoring games with a career-best 17 points (3x) -- Providence (Nov. 18), No. 19/18 Purdue (Dec. 1) and Northwestern (Jan. 13).
- Leads U-M in rebounding (6.4) and blocks (2.2)
- Grabbed a career-high 12 rebounds against Chattanooga (Nov. 23)
- Recorded two double-doubles
 - > at Illinois (Jan. 10): 13 points, 11 rebounds
 - > Northwestern (Jan. 13): 17 points, 11 rebounds
- After going 0-for-2 in his first two seasons on 3-pointers has made 12 this season
 - > Made a career-best three 3-pointers against Northwestern
- Recorded at least one block in 22 games
 - > Swatted a career-best five blocks (2x), Holy Cross (Nov. 10) and No. 11/13 UNC (Nov. 28)

M
51



AUSTIN DAVIS

Junior

Forward | 6-10 | 245

Onsted, Michigan | Onsted Community High School

School of Kinesiology • Movement Science Major

Born on July 8, 1998, in Adrian, Michigan

WHO IS DAVIS ...

- Will be the first big off the bench, seeing minutes backing up Jon Teske
- Strong, physical down-low player
- Aggressive rebounder
- Grew up in nearby Onsted, Michigan, in Lenawee County, which has a population of less than 1,000
- Became just the 14th player from Lenawee County to play Division I basketball
- Has 7-2 wing span and wears a size 18 shoe
- Avid outdoorsman and hunter
- Nickname is "Big Country" but assistant Saddi Washington is trying to change that to "Bull"

AUSTIN DAVIS | CAREER BESTS

	CAREER	2018-19 SEASON
Points	6, Chattanooga (11/23/18)	6, Chattanooga (11/23/18)
Field Goals	3, Chattanooga (11/23/18)	3, Chattanooga (11/23/18)
Field Goal Attempts	5, Norfolk State (11/6/18)	5, Norfolk State (11/6/18)
3-Pt. Field Goals	none	none
3-Pt. Field Goal Attempts	none	none
Free Throws	1 (2x), last: Norfolk State (11/6/18)	1, Norfolk State (11/6/18)
Free Throw Attempts	3, Norfolk State (11/6/18)	3, Norfolk State (11/6/18)
Rebounds	5 (2x), last: Alabama A&M (12/21/17)	3 (2x), last: Chattanooga (11/23/18)
Assists	1, Penn State (1/3/19)	1, Penn State (1/3/19)
Blocks	2, at North Carolina (11/29/17)	1, Norfolk State (11/6/18)
Steals	1 (2x), last: Norfolk State (11/6/18)	1, Norfolk State (11/6/18)
Minutes	12, Alabama A&M (12/21/17)	10, Chattanooga (11/23/18)

AUSTIN DAVIS | CAREER STATISTICS

Career	G	S	Min	Avg	FG	FGA	FG%	3FG	3FGA	3FG%	FT	FTA	FT%	Off	Def	Reb	Avg	Foul	DQ	Ast	Avg	TO	Blk	Stl	Pts	Avg	W	L
2016-17 (RS)	0	0	0	0.0	0	0	.000	0	0	.000	0	0	.000	0	0	0	0.0	0	0	0	0.0	0	0	0	0	0.0	26	12
2017-18	16	0	50	3.1	9	14	.643	0	0	.000	1	3	.333	7	15	22	1.4	15	1	0	0.0	3	6	1	19	1.2	33	8
2018-19	18	0	82	4.6	11	16	.688	0	0	.000	1	3	.333	6	10	16	0.9	15	0	2	0.1	4	1	1	23	1.3	22	2
Totals	34	0	132	3.9	20	30	.667	0	0	.000	2	6	.333	13	25	38	1.1	30	1	2	0.1	7	7	2	42	1.2	81	22

AUSTIN DAVIS | 2018-19 GAME-BY-GAME

OPPONENT	DATE	RESULT	G-S	FG	3FG	FT	O-D	RB	PF	PTS	A	T	B	S	MIN
NORFOLK STATE	11/6/2018	W, 63-44	1-0	2-5	0-0	1-3	3-0	3	1	5	0	0	1	1	8
HOLY CROSS	11/10/2018	W, 56-37	1-0	0-0	0-0	0-0	0-0	0	0	0	0	0	0	0	3
at #8/8 Villanova	11/14/18	W, 73-46	1-0	0-0	0-0	0-0	0-0	0	1	0	0	0	0	0	1
vs. George Washington	11/17/2018	W, 84-61	DNP												
vs. Providence	11/18/2018	W, 66-47	DNP												
CHATTANOOGA	11/23/2018	W, 83-55	1-0	3-4	0-0	0-0	1-2	3	0	6	0	0	0	0	10
#11/13 N. CAROLINA	11/28/2018	W, 84-67	1-0	0-0	0-0	0-0	0-0	0	0	0	0	0	0	0	4
#19/18 PURDUE+	12/1/2018	W, 76-57	1-0	0-0	0-0	0-0	0-0	0	1	0	0	1	0	0	1
at Northwestern+	12/4/2018	W, 62-60	1-0	0-0	0-0	0-0	0-2	2	3	0	0	1	0	0	7
SOUTH CAROLINA	12/8/2018	W, 89-78	1-0	0-0	0-0	0-0	1-1	2	1	0	0	1	0	0	4
WESTERN MICHIGAN	12/15/2018	W, 70-62	1-0	2-2	0-0	0-0	0-0	0	0	4	1	0	0	0	9
AIR FORCE	12/22/2018	W, 71-50	DNP												
BINGHAMTON	12/30/2018	W, 74-52	1-0	0-0	0-0	0-0	0-1	1	0	0	0	1	0	0	6
PENN STATE+	1/3/2019	W, 68-55	1-0	1-1	0-0	0-0	0-1	1	2	2	1	0	0	0	8
#21/22 INDIANA +	1/6/2019	W, 74-63	1-0	1-1	0-0	0-0	0-1	1	4	2	0	0	0	0	3
at Illinois+	1/10/2019	W, 79-69	0-0	0-0	0-0	0-0	0-1	1	0	0	0	0	0	0	2
NORTHWESTERN+	1/13/2019	W, 80-60	1-0	0-0	0-0	0-0	0-0	0	0	0	0	0	0	0	1
at Wisconsin+	1/19/2019	L, 64-54	1-0	2-2	0-0	0-0	1-1	2	1	4	0	0	0	0	8
MINNESOTA+	1/22/2019	W, 59-57	DNP												
at Indiana+	1/25/2019	W, 69-46	1-0	0-0	0-0	0-0	0-1	1	0	0	0	0	0	0	1
OHIO STATE+	1/29/2019	W, 65-49	1-0	0-0	0-0	0-0	0-0	0	0	0	0	0	0	0	1
at #nr/25 Iowa+	2/1/2019	L, 74-59	1-0	0-1	0-0	0-0	0-0	0	0	0	0	0	0	0	5
at Rutgers+	2/5/2019	W, 77-65	DNP												
#19/19 WISCONSIN+	2/9/2019	W, 61-52	DNP												
at Penn State+	2/12/2019														
#24/25 MARYLAND+	2/16/2019														
at Minnesota+	2/21/2019														
MICHIGAN STATE+	2/24/2019														
NEBRASKA+	2/28/2019														
at Maryland+	3/3/2019														
at Michigan State+	3/9/2019														
BTT First Round	3/13/2019														
BTT Second Round	3/14/2019														
BTT Quarterfinal	3/15/2019														
BTT Semifinal	3/16/2019														
BTT Championship	3/17/2019														
NCAA First Round															
NCAA Second Round															
NCAA Sweet 16															
NCAA Elite Eight															
NCAA Final Four															
NCAA Championship															

^ overtime

Complete Bio is available MGoBlue.com

Michigan Career & Honors


- Academic All-Big Ten (2018)
- Michigan Academic Achievement (2018)
- Helped U-M set the program record for single season victories with 33 (33-8, 2017-18)
- Helped U-M win two straight Big Ten Tournament titles (2017, 2018)
 - > Despite not playing due to redshirt in 2017, and following a well-documented plane crash, U-M won four games in four days at the Verizon Center (Washington, D.C.) to win first conference tournament title in 19 years
 - > In 2018, helped U-M repeat as tournament champions winning four games in four days to become just the third team to win back-to-back titles.
- Helped U-M to two appearances in the NCAA Tournament (2017, 2018)
 - > Despite not playing due to redshirt in 2017, helped U-M to the No. 7 seed (Midwest) and advance to the Sweet 16
 - > In 2018, helped U-M to the No. 3 seed (West), advancing to the Final Four and national title game

Junior (2018-19)

- Come off the bench in 18 games, averaging 4.6 minutes per game
- Averaging 1.3 points per game
 - > Scored a career-best six points and grabbed one steal against Chattanooga (Nov. 23)
- Shooting 68.8 percent from the field
- Recorded his first career assist against Penn State (Jan. 3)

M

2



JORDAN POOLE

Sophomore

Guard | 6-4 | 195

Milwaukee, Wisconsin | La Lumiere School (La Porte, Indiana)

College of Literature, Science & the Arts | undecided major

Born on June 19, 1999 in Milwaukee, Wisconsin

WHO IS POOLE ...

- Charismatic individual, known for bench celebrations and easy going demeanor off the court
- Athletic wing, who can score from the outside, as well as getting to the basket
- Continues to develop defensive game, strives to be an elite two-way player
- Will go down in U-M history after hitting last second 3-point buzzer-beater to lift U-M over Houston in the 2018 NCAA Tournament
- After the shot, Coach Beilein famously told the media that Poole "has an overdose of swag"
- Strong campus and community presence
- Avid lover of cats; volunteers at animal shelters whenever possible

JORDAN POOLE | CAREER BESTS

	CAREER	2018-19 SEASON
Points	26, South Carolina (12/8/18)	26, South Carolina (12/8/18)
Field Goals	8 (3x), last: No. 21/22 Indiana (1/6/19)	8 (3x), last: No. 21/22 Indiana (1/6/19)
Field Goal Attempts	15, at Wisconsin (1/19/2019)	15, at Wisconsin (1/19/2019)
3-Pt. Field Goals	6, Binghamton (12/30/18)	6, Binghamton (12/30/18)
3-Pt. Field Goal Attempts	10 (2x), last: Binghamton (12/30/18)	10, Binghamton (12/30/18)
Free Throws	6 (2x), last: Penn State (1/3/19)	6 (2x), last: Penn State (1/3/19)
Free Throw Attempts	7 (2x), last: Penn State (1/3/19)	7 (2x), last: Penn State (1/3/19)
Rebounds	9, Wisconsin (2/9/19)	9, Wisconsin (2/9/19)
Assists	4 (3x), last: Binghamton (12/30/18)	4 (3x), last: Binghamton (12/30/18)
Blocks	2, Holy Cross (11/10/18)	2, Holy Cross (11/10/18)
Steals	4, Western Michigan (12/15/18)	4, Western Michigan (12/15/18)
Minutes	39 (4x), last: at Illinois (1/10/19)	39 (4x), last: at Illinois (1/10/19)

JORDAN POOLE | CAREER STATISTICS

Career	G	S	Min	Avg	FG	FGA	FG%	3FG	3FGA	3FG%	FT	FTA	FT%	Off	Def	Reb	Avg	Foul	DQ	Ast	Avg	TO	Blk	Stl	Pts	Avg	W	L
2017-18	39	0	476	12.2	75	175	.429	40	108	.370	43	52	.827	3	50	53	1.4	40	0	22	0.6	25	6	20	233	6.0	33	8
2018-19	24	24	792	33.0	105	231	.455	53	131	.405	44	54	.815	6	73	79	3.3	49	0	46	1.9	45	7	25	307	12.8	22	2
Totals	63	24	1268	20.1	180	406	.443	93	239	.389	87	106	.821	9	123	132	2.1	89	0	68	1.1	70	13	45	540	8.6	55	10

JORDAN POOLE | 2018-19 GAME-BY-GAME

OPPONENT	DATE	RESULT	G-S	FG	3FG	FT	O-D	RB	PF	PTS	A	B	S	MIN
NORFOLK STATE	11/6/2018	W, 63-44	1-1	0-5	0-3	3-4	0-5	5	4	3	3	3	0	26
HOLY CROSS	11/10/2018	W, 56-37	1-1	1-5	0-3	1-2	0-5	5	2	3	1	2	2	1
at #8/Villanova	11/14/18	W, 73-46	1-1	3-7	1-4	0-0	0-1	1	3	7	1	1	0	32
vs. George Washington	11/17/2018	W, 84-61	1-1	7-12	5-8	3-3	1-4	5	1	22	1	0	0	30
vs. Providence	11/18/2018	W, 66-47	1-1	1-5	0-3	2-2	1-1	2	3	4	3	3	0	27
CHATTANOOGA	11/23/2018	W, 83-55	1-1	6-10	2-3	0-0	1-5	6	0	14	2	0	0	29
#11/13 N. CAROLINA	11/28/2018	W, 94-67	1-1	6-13	5-8	1-3	0-5	5	1	18	4	0	0	32
#19/18 PURDUE+	12/1/2018	W, 76-57	1-1	8-9	5-5	0-0	0-5	5	2	21	1	4	0	34
at Northwestern+	12/4/2018	W, 62-60	1-1	5-10	1-5	4-4	0-2	2	0	15	2	0	0	35
SOUTH CAROLINA	12/8/2018	W, 89-78	1-1	8-12	4-7	6-7	0-5	5	0	26	4	4	0	36
WESTERN MICHIGAN	12/15/2018	W, 70-62	1-1	5-9	2-3	2-2	0-3	3	2	14	1	1	1	36
AIR FORCE	12/22/2018	W, 71-50	1-1	4-8	3-6	0-0	1-4	5	4	11	2	3	0	26
BINGHAMTON	12/30/2018	W, 74-52	1-1	6-11	6-10	0-0	0-2	2	2	18	4	0	0	39
PENN STATE+	1/3/2019	W, 68-55	1-1	5-9	1-4	6-7	0-1	1	1	17	2	4	1	39
#21/22 INDIANA +	1/6/2019	W, 74-63	1-1	8-13	2-6	0-0	0-5	5	2	18	2	1	0	39
at Illinois+	1/10/2019	W, 79-69	1-1	2-10	1-6	5-6	0-0	0	2	10	1	1	0	39
NORTHWESTERN+	1/13/2019	W, 80-60	1-1	2-6	1-3	2-2	1-1	2	3	7	3	1	0	26
at Wisconsin+	1/19/2019	L, 64-54	1-1	6-15	1-5	1-1	0-3	3	4	14	3	3	1	37
MINNESOTA+	1/22/2019	W, 59-57	1-1	1-5	0-3	1-4	0-0	0	1	3	2	3	0	29
at Indiana+	1/25/2019	W, 69-46	1-1	2-7	2-5	0-0	0-3	3	4	6	1	2	1	34
OHIO STATE+	1/29/2019	W, 65-49	1-1	5-14	3-10	2-2	0-0	0	2	15	0	3	1	38
at #nr/25 Iowa+	2/1/2019	L, 74-59	1-1	5-12	3-9	3-3	0-2	2	3	16	1	3	0	27
at Rutgers+	2/5/2019	W, 77-65	1-1	5-13	3-6	2-2	1-2	3	2	15	1	1	0	37
#19/19 WISCONSIN+	2/9/2019	W, 61-52	1-1	4-11	2-6	0-0	0-9	9	1	10	1	2	0	38
at Penn State+	2/12/2019													
#24/25 MARYLAND+	2/16/2019													
at Minnesota+	2/21/2019													
MICHIGAN STATE+	2/24/2019													
NEBRASKA+	2/28/2019													
at Maryland+	3/3/2019													
at Michigan State+	3/9/2019													
BTT First Round	3/13/2019													
BTT Second Round	3/14/2019													
BTT Quarterfinal	3/15/2019													
BTT Semifinal	3/16/2019													
BTT Championship	3/17/2019													
NCAA First Round														
NCAA Second Round														
NCAA Sweet 16														
NCAA Elite Eight														
NCAA Final Four														
NCAA Championship														
^ overtime														

Complete Bio is available MGoBlue.com

Michigan Career

- Helped U-M set the program record for single season victories with 33 (33-8, 2017-18)
- Helped U-M win its second straight Big Ten Tournament title at MSG in New York City
 - > U-M won four games in four days to secure back-to-back titles
- Helped U-M to the No. 3 seed in the 2018 NCAA Tournament
 - > U-M advanced to the Final Four & national title game vs. Villanova

Player Notes


- Doubled his offensive production going from 6.0 to 12.8 points per game
- Leads U-M with 48 3-pointers (2.2 per game)

Sophomore (2018-19)

- Started all 22 games, averaging 32.8 minutes per game
 - > Started first career game in season opener against Norfolk State (Nov. 6)
- Averaging 12.9 points per game, with 16 double figure games and three 20-plus
 - > Had a streak of 11 straight games scoring in double figures
 - > Scored a career-best 26 points against South Carolina (Dec. 8)
- Leads U-M with 51 3-pointers, with 13 games with two-or-more
 - > Drained a career-best six 3-pointers against Binghamton (Dec. 30)
 - > Had four games with five-or-more 3-pointers
 - 6: Binghamton
 - 5: George Washington (Nov. 17)
 - 5: No. 11/13 UNC (Nov. 28)
 - 5: No. 19/18 Purdue (Dec. 1)
- Doubled his rebounding from a year ago, going from 1.4 to 3.0 per game
 - > Posted nine games with five-or-more rebounds
- Dished out a career-high four assists against No. 11/13 North Carolina (Nov. 28)
- Swiped a career-high four steals against Western Michigan (Dec. 15)
- Shooting 44.6 percent from the field and 39.1 percent on 3-pointers

M

4



ISAIAH LIVERS

Sophomore
Forward | 6-7 | 235
Kalamazoo, Michigan | Kalamazoo Central High School
College of Literature, Science & the Arts | undecided major
Born on July 28, 1998 in Kalamazoo, Michigan

WHO IS LIVERS ...

- One of U-M's most versatile players playing options between the three and four spots
- Developing into U-M's Sixth Man
- Constantly looking to learn as much as he can to improve his game
- Athletic and exciting finisher
- Developing rebounder and skilled shooter with long range ability
- Michigan's 2017 Mr. Basketball, who averaged a double-double as a junior and senior in high school; first U-M player to receive Mr. Basketball honor since Manny Harris in 2007

ISAIAH LIVERS | CAREER BESTS

	CAREER	2018-19 SEASON
Points	17, Binghamton (12/30/18)	17, Binghamton (12/30/18)
Field Goals	8, Binghamton (12/30/18)	8, Binghamton (12/30/18)
Field Goal Attempts	10, Binghamton (12/30/18)	10, Binghamton (12/30/18)
3-Pt. Field Goals	4, South Carolina (12/8/18)	4, South Carolina (12/8/18)
3-Pt. Field Goal Attempts	7, South Carolina (12/8/18)	7, South Carolina (12/8/18)
Free Throws	3 (2x), last: Holy Cross (11/10/18)	3, Holy Cross (11/10/18)
Free Throw Attempts	4, Holy Cross (11/10/18)	4, Holy Cross (11/10/18)
Rebounds	10, Holy Cross (11/10/18)	10, Holy Cross (11/10/18)
Assists	3 (4x), last: Binghamton (12/30/18)	3 (2x), last: Binghamton (12/30/18)
Blocks	2 (4x), last: Holy Cross (11/10/18)	2 (2x), last: Holy Cross (11/10/18)
Steals	3, Ohio State (1/29/19)	3, Ohio State (1/29/19)
Minutes	32, at Purdue (1/25/18)	28 (2x), last: at Wisconsin (1/19/19)

ISAIAH LIVERS | CAREER STATISTICS

Career	G	S	Min	Avg	FG	FGA	FG%	3FG	3FGA	3FG%	FT	FTA	FT%	Off	Def	Reb	Avg	Foul	DQ	Ast	Avg	TO	Blk	Stl	Pts	Avg	W	L
2017-18	40	22	604	15.1	54	114	.474	21	58	.362	8	12	.667	36	57	93	2.3	44	0	16	0.4	23	11	12	137	3.4	33	8
2018-19	22	0	457	20.8	57	117	.487	31	71	.437	21	27	.778	19	67	86	3.9	41	0	13	0.6	14	10	18	166	7.5	22	2
Totals	62	22	1061	17.1	111	231	.481	52	129	.403	29	39	.744	55	124	179	2.9	85	0	29	0.5	37	21	30	303	4.9	55	10

ISAIAH LIVERS | 2018-19 GAME-BY-GAME

OPPONENT	DATE	RESULT	G-S	FG	3FG	FT	O-D	RB	PF	PTS	A	T	B	S	MIN
NORFOLK STATE	11/6/2018	W, 63-44	1-0	3-5	2-4	0-0	2-6	8	1	8	3	0	2	0	26
HOLY CROSS	11/10/2018	W, 56-37	1-0	2-8	0-4	3-4	3-7	10	1	7	1	1	2	2	26
at #8/8 Villanova	11/14/18	W, 73-46	1-0	3-5	2-2	1-2	0-2	2	4	9	1	1	0	1	17
vs. George Washington	11/17/2018	W, 84-61	1-0	4-6	3-4	0-0	0-4	4	1	11	0	1	1	2	21
vs. Providence	11/18/2018	W, 66-47	1-0	2-5	2-3	2-2	0-6	6	1	8	2	0	1	0	28
CHATTANOOGA	11/23/2018	W, 83-55	1-0	4-5	2-3	2-2	0-2	2	1	12	2	1	0	2	23
#11/13 N. CAROLINA	11/28/2018	W, 84-67	1-0	1-1	1-1	0-0	0-0	0	3	3	0	1	0	0	12
#19/18 PURDUE+	12/1/2018	W, 76-57	1-0	0-3	0-3	2-2	0-1	1	1	2	0	0	0	0	13
at Northwestern+	12/4/2018	W, 62-60	1-0	0-2	0-0	0-0	1-2	3	2	0	0	0	0	0	22
SOUTH CAROLINA	12/8/2018	W, 89-78	1-0	4-7	4-7	0-0	1-2	3	3	12	0	1	0	0	25
WESTERN MICHIGAN	12/15/2018	W, 70-62	1-0	1-6	0-4	1-2	1-3	4	0	3	0	1	0	0	19
AIR FORCE	12/22/2018	W, 71-50	1-0	4-8	3-6	0-0	3-3	6	0	11	0	0	0	2	21
BINGHAMTON	12/30/2018	W, 74-52	1-0	8-10	1-2	0-1	2-3	5	2	17	3	1	0	1	25
PENN STATE+	1/3/2019	W, 68-55	DNP												
#21/22 INDIANA +	1/6/2019	W, 74-63	DNP												
at Illinois+	1/10/2019	W, 79-69	1-0	4-8	0-3	1-1	1-4	5	3	9	1	1	1	0	22
NORTHWESTERN+	1/13/2019	W, 80-60	1-0	2-2	2-2	2-2	1-0	1	1	8	0	1	1	2	21
at Wisconsin+	1/19/2019	L, 64-54	1-0	2-5	1-3	0-0	2-3	5	3	5	0	3	0	1	28
MINNESOTA+	1/22/2019	W, 59-57	1-0	2-8	1-5	2-2	1-2	3	0	7	0	0	0	1	22
at Indiana+	1/25/2019	W, 69-46	1-0	1-7	1-4	2-3	1-5	6	2	5	0	0	0	1	20
OHIO STATE+	1/29/2019	W, 65-49	1-0	4-6	3-5	1-2	0-4	4	4	12	0	1	0	3	23
at #nr/25 Iowa+	2/1/2019	L, 74-59	1-0	1-4	1-4	0-0	0-1	1	4	3	0	0	1	0	14
at Rutgers+	2/5/2019	W, 77-65	1-0	2-3	1-1	0-0	0-3	3	3	5	0	0	0	0	12
#19/19 WISCONSIN+	2/9/2019	W, 61-52	1-0	3-3	1-1	2-2	0-4	4	1	9	0	0	1	0	16
at Penn State+	2/12/2019														
#24/25 MARYLAND+	2/16/2019														
at Minnesota+	2/21/2019														
MICHIGAN STATE+	2/24/2019														
NEBRASKA+	2/28/2019														
at Maryland+	3/3/2019														
at Michigan State+	3/9/2019														
BTT First Round	3/13/2019														
BTT Second Round	3/14/2019														
BTT Quarterfinal	3/15/2019														
BTT Semifinal	3/16/2019														
BTT Championship	3/17/2019														
NCAA First Round															
NCAA Second Round															
NCAA Sweet 16															
NCAA Elite Eight															
NCAA Final Four															
NCAA Championship															
^ overtime															

Complete Bio is available MGoBlue.com

For Complete Bio Information, please visit MGoBlue.com & Men's Basketball

Michigan Career

- Helped U-M set the program record for single season victories with 33 (33-8, 2017-18)
- Helped U-M win its second straight Big Ten Tournament title at MSG in New York City
 - > U-M won four games in four days to secure back-to-back titles
- Helped U-M to the No. 3 seed in the 2018 NCAA Tournament
 - > U-M advanced to the Final Four & national title game vs. Villanova

Player Notes

- U-M's Sixth Man
- Nearly doubled his offensive production going from 3.4 to 7.8 points per game

Sophomore (2018-19)

- Come off the bench in 21 games, averaging 21.0 minutes per game
 - > Missed two games due to effects of back spasms.
- Averaging 7.5 points per game with five double figure scoring games
 - > Scored a career-best 17 points against Binghamton (Dec. 30)
 - Finished the game 8-for-10 from the field
- Nearly doubled his rebounding from last season, 2.3 to 3.9 per game
 - > Grabbed a career-best 10 rebounds against Holy Cross (Nov. 10)
- Third on U-M with 30 3-pointers
 - > Made a career-best four 3-pointers against South Carolina (Dec. 8)
- Shooting 47.4 percent from the field and 39.8 percent on 3-pointers

M

55



ELI BROOKS

Sophomore

Guard | 6-1 | 185

Spring Grove, Pennsylvania | Spring Grove Senior High School

College of Literature, Science & the Arts | undecided major

Born on October 14, 1998 in Sumter, South Carolina

WHO IS BROOKS ...

- Will come off the bench to spell Xavier Simpson at the point guard spot
- Quick and aggressive on U-M break
- Skilled shooter, especially from long range
- Strong basketball IQ and has shown ability to pick up Beilein, & U-M's, system quickly
- Is Spring Grove High School's all-time leading scorer (over 2,400 career points)
- Played for father, James, at Spring Grove HS, helping the team reach the State Class 4A playoffs for first time ever in 2016

ELI BROOKS | CAREER BESTS

	CAREER	2018-19 SEASON
Points	9, Chattanooga (11/23/18)	9, Chattanooga (11/23/18)
Field Goals	3 (6x), last: Air Force (12/22/18)	3 (4x), last: Air Force (12/22/18)
Field Goal Attempts	6 (3x), last: Air Force (12/22/18)	6 (2x), last: Air Force (12/22/18)
3-Pt. Field Goals	2 (4x), last: vs. Providence (11/18/18)	2 (2x), last: vs. Providence (11/18/18)
3-Pt. Field Goal Attempts	5, vs. Chaminade (11/21/17)	3 (3x), last: Chattanooga (11/23/18)
Free Throws	2 (3x), last: Chattanooga (11/23/18)	2, Chattanooga (11/23/18)
Free Throw Attempts	2 (7x), last: Chattanooga (11/23/18)	2, Chattanooga (11/23/18)
Rebounds	4 (2x), last: Holy Cross (11/10/18)	4, Holy Cross (11/10/18)
Assists	6, Indiana (12/2/17)	4, Norfolk State (11/6/18)
Blocks	1 (6x), last: Penn State (1/3/19)	1 (3x), last: Penn State (1/3/19)
Steals	2 (3x), last: Alabama A&M (12/21/17)	1 (5x), last: at Iowa (2/1/2019)
Minutes	25, Air Force (12/22/18)	25, Air Force (12/22/18)

ELI BROOKS | CAREER STATISTICS

Career	G	S	Min	Avg	FG	FGA	FG%	3FG	3FGA	3FG%	FT	FTA	FT%	Off	Def	Reb	Avg	Foul	DQ	Ast	Avg	TO	Blk	Stl	Pts	Avg	W	L
2017-18	31	12	311	10.0	19	63	.302	10	41	.244	8	13	.615	9	24	33	1.1	16	0	30	1.0	13	3	12	56	1.8	33	8
2018-19	24	0	331	13.8	26	669	.039	10	35	.286	2	3	.667	1	22	23	1.0	18	0	36	1.5	14	3	6	64	2.7	22	2
Totals	55	12	642	11.7	45	732	.061	20	76	.263	10	16	.625	10	46	56	1.0	34	0	66	1.2	27	6	18	120	2.2	55	10

ELI BROOKS | 2018-19 GAME-BY-GAME

OPPONENT	DATE	RESULT	G-S	FG	3FG	FT	O-D	RB	PF	PTS	A	B	S	MIN
NORFOLK STATE	11/6/2018	W, 63-44	1-0	3-4	2-3	0-0	0-2	2	0	8	4	0	0	20
HOLY CROSS	11/10/2018	W, 56-37	1-0	1-4	0-2	0-0	0-4	4	2	2	0	1	0	23
at #8/8 Villanova	11/14/18	W, 73-46	1-0	2-3	1-1	0-0	0-1	1	2	5	3	2	1	16
vs. George Washington	11/17/2018	W, 84-61	1-0	1-5	0-3	0-1	0-3	3	0	2	3	1	0	16
vs. Providence	11/18/2018	W, 66-47	1-0	2-4	2-3	0-0	0-0	0	1	6	2	1	0	18
CHATTANOOGA	11/23/2018	W, 83-55	1-0	3-5	1-3	2-2	0-3	3	1	9	2	0	0	1
#11/13 N. CAROLINA	11/28/2018	W, 84-67	1-0	3-6	1-2	0-0	0-0	0	0	7	1	1	0	18
#19/18 PURDUE+	12/1/2018	W, 76-57	1-0	1-3	1-3	0-0	0-1	1	1	3	0	1	0	12
at Northwestern+	12/4/2018	W, 62-60	1-0	1-1	1-1	0-0	0-0	0	1	3	1	0	0	15
SOUTH CAROLINA	12/8/2018	W, 89-78	1-0	0-1	0-1	0-0	0-0	0	0	0	1	0	0	6
WESTERN MICHIGAN	12/15/2018	W, 70-62	1-0	1-3	0-2	0-0	0-0	0	0	2	1	0	0	9
AIR FORCE	12/22/2018	W, 71-50	1-0	3-6	0-2	0-0	0-1	1	2	6	4	1	1	25
BINGHAMTON	12/30/2018	W, 74-52	1-0	1-4	1-3	0-0	0-1	1	1	3	2	0	0	1
PENN STATE+	1/3/2019	W, 68-55	1-0	1-2	0-0	0-0	0-1	1	0	2	0	0	1	17
#21/22 INDIANA +	1/6/2019	W, 74-63	1-0	0-3	0-1	0-0	0-2	2	0	0	1	1	0	16
at Illinois+	1/10/2019	W, 78-69	1-0	1-1	0-0	0-0	1-0	1	1	2	1	2	0	3
NORTHWESTERN+	1/13/2019	W, 80-60	1-0	0-2	0-2	0-0	0-1	1	2	0	2	1	0	15
at Wisconsin+	1/19/2019	W, 64-54	1-0	0-0	0-0	0-0	0-0	0	0	0	1	1	0	6
MINNESOTA+	1/22/2019	W, 59-57	1-0	1-4	0-1	0-0	0-2	2	1	2	2	0	0	23
at Indiana+	1/25/2019	W, 69-46	1-0	1-3	0-1	0-0	0-0	0	1	2	1	0	0	11
OHIO STATE+	1/29/2019	W, 65-49	1-0	0-0	0-0	0-0	0-0	0	1	0	1	0	0	5
at #nr/25 Iowa+	2/1/2019	L, 74-59	1-0	0-3	0-1	0-0	0-0	0	1	0	0	0	0	14
at Rutgers+	2/5/2019	W, 77-65	1-0	0-2	0-0	0-0	0-0	0	0	0	2	0	0	5
#19/19 WISCONSIN+	2/9/2019	W, 61-52	1-0	0-0	0-0	0-0	0-0	0	0	0	2	0	0	2
at Penn State+	2/12/2019													
#24/25 MARYLAND+	2/16/2019													
at Minnesota+	2/21/2019													
MICHIGAN STATE+	2/24/2019													
NEBRASKA+	2/28/2019													
at Maryland+	3/3/2019													
at Michigan State+	3/9/2019													
BTT First Round	3/13/2019													
BTT Second Round	3/14/2019													
BTT Quarterfinal	3/15/2019													
BTT Semifinal	3/16/2019													
BTT Championship	3/17/2019													
NCAA First Round														
NCAA Second Round														
NCAA Sweet 16														
NCAA Elite Eight														
NCAA Final Four														
NCAA Championship														
^ overtime														


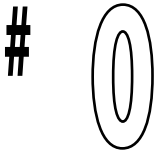
Complete Bio is available MGoBlue.com

Michigan Career

- Helped U-M set the program record for single season victories with 33 (33-8, 2017-18)
- Helped U-M win its second straight Big Ten Tournament title at MSG in New York City
 - > U-M won four games in four days to secure back-to-back titles
- Helped U-M to the No. 3 seed in the 2018 NCAA Tournament
 - > U-M advanced to the Final Four & national title game vs. Villanova

Sophomore (2018-19)

- Played in 23 games off the bench, averaging 14.3 minutes per game
- Averaging 2.8 points, 1.0 rebounds and 1.5 assists
- Scored a career-high nine points against Chattanooga (Nov. 23)
- Tied a career-best four rebounds against Holy Cross (Nov. 10)
- Has a season-best four assists against Norfolk State (Nov. 6)



DAVID DEJULIUS

Freshman

Guard | 6-0 | 190

Detroit, Michigan | East English Village High School

College of Literature, Science & the Arts | undecided major

Born on August 9, 1999 in Detroit, Michigan

WHO IS DEJULIUS...

- Strong freshman, looking to make an immediate impact for the Wolverines
- Ability to score in a variety of ways with long-range, mid-range and driving capabilities
- Continued to absorb as much as he can from Xavier Simpson and Eli Brooks
- Strong passer -- a staple of Beilein's point guards
- One of two freshmen from the State of Michigan

DAVID DEJULIUS | CAREER BESTS

	CAREER	2018-19 SEASON
Points	4, at No. 8 Villanova (11/14/18)	4, at No. 8 Villanova (11/14/18)
Field Goals	1 (2x), last: Binghamton (12/30/18)	1 (2x), last: Binghamton (12/30/18)
Field Goal Attempts	3, Chattanooga (11/23/18)	3, Chattanooga (11/23/18)
3-Pt. Field Goals	1, at No. 8 Villanova (11/14/18)	1, at No. 8 Villanova (11/14/18)
3-Pt. Field Goal Attempts	2 (2x), last: Chattanooga (11/23/18)	2 (2x), last: Chattanooga (11/23/18)
Free Throws	1, at No. 8 Villanova (11/14/18)	1, at No. 8 Villanova (11/14/18)
Free Throw Attempts	2, at No. 8 Villanova (11/14/18)	2, at No. 8 Villanova (11/14/18)
Rebounds	1 (4x), last: at Iowa (2/1/2019)	1 (4x), last: at Iowa (2/1/2019)
Assists	1 (2x), last: Chattanooga (11/23/18)	1 (2x), last: Chattanooga (11/23/18)
Blocks	none	none
Steals	1 (3x), last: Northwestern (1/13/19)	1 (3x), last: Northwestern (1/13/19)
Minutes	7, Chattanooga (11/23/18)	7, Chattanooga (11/23/18)

DAVID DEJULIUS | CAREER STATISTICS

Career	G	S	Min	Avg	FG	FGA	FG%	3FG	3FGA	3FG%	FT	FTA	FT%	Off	Def	Reb	Avg	Foul	DQ	Ast	Avg	TO	Blk	Stl	Pts	Avg	W	L
2018-19	14	0	40	2.9	2	13	.154	1	9	.111	1	4	.250	1	3	4	0.3	4	0	2	0.1	3	0	3	6	0.4	21	2
Totals	14	0	40	2.9	2	13	.154	1	9	.111	1	4	.250	1	3	4	0.3	4	0	2	0.1	3	0	3	6	0.4	21	2

DAVID DEJULIUS | 2018-19 GAME-BY-GAME

OPPONENT	DATE	RESULT	G-S	FG	3FG	FT	O-D	RB	PF	PTS	A	T	B	S	MIN
NORFOLK STATE	11/6/2018	W, 63-44	1-0	0-1	0-1	0-0	0-1	1	1	0	0	1	0	0	4
HOLY CROSS	11/10/2018	W, 56-37	1-0	0-0	0-0	0-0	0-0	0	0	0	0	0	0	0	1
at #8/8 Villanova	11/14/118	W, 73-46	1-0	1-2	1-2	1-2	0-0	0	4	0	0	0	0	0	3
vs. George Washington	11/17/2018	W, 84-61	1-0	0-1	0-1	0-0	0-0	0	1	0	1	1	0	0	6
vs. Providence	11/18/2018	W, 66-47	1-0	0-1	0-1	0-0	0-0	0	1	0	0	0	0	0	3
CHATTANOOGA	11/23/2018	W, 83-55	1-0	0-3	0-2	0-0	0-0	0	0	0	1	1	0	1	7
#11/13 N. CAROLINA	11/28/2018	W, 84-67	DNP												
#19/18 PURDUE+	12/1/2018	W, 76-57	1-0	0-0	0-0	0-0	0-0	0	1	0	0	0	0	0	1
at Northwestern+	12/4/2018	W, 62-60	DNP												
SOUTH CAROLINA	12/8/2018	W, 89-78	DNP												
WESTERN MICHIGAN	12/15/2018	W, 70-62	DNP												
AIR FORCE	12/22/2018	W, 71-50	1-0	0-0	0-2	0-0	0-0	0	0	0	0	0	0	0	4
BINGHAMTON	12/30/2018	W, 74-52	1-0	1-1	0-0	0-0	0-0	0	0	2	0	0	0	1	2
PENN STATE+	1/3/2019	W, 68-55	DNP												
#21/22 INDIANA +	1/6/2019	W, 74-63	1-0	0-0	0-0	0-0	0-0	0	0	0	0	0	0	0	1
at Illinois+	1/10/2019	W, 79-69	DNP												
NORTHWESTERN+	1/13/2019	W, 80-60	1-0	0-1	0-0	0-0	0-1	1	0	0	0	0	0	1	2
at Wisconsin+	1/19/2019	L, 64-54	DNP												
MINNESOTA+	1/22/2019	W, 59-57	DNP												
at Indiana+	1/25/2019	W, 69-46	1-0	0-1	0-1	0-0	0-0	0	0	0	0	0	0	0	1
OHIO STATE+	1/29/2019	W, 65-49	1-0	0-1	0-0	0-0	0-1	1	0	0	0	0	0	0	1
at #nr/25 Iowa+	2/1/2019	L, 74-59	1-0	0-1	0-1	0-0	1-0	1	0	0	0	0	0	0	4
at Rutgers+	2/5/2019	W, 77-65	DNP												
#19/19 WISCONSIN+	2/9/2019	W, 61-52	DNP												
at Penn State+	2/12/2019														
#24/25 MARYLAND+	2/16/2019														
at Minnesota+	2/21/2019														
MICHIGAN STATE+	2/24/2019														
NEBRASKA+	2/28/2019														
at Maryland+	3/3/2019														
at Michigan State+	3/9/2019														
BTT First Round	3/13/2019														
BTT Second Round	3/14/2019														
BTT Quarterfinal	3/15/2019														
BTT Semifinal	3/16/2019														
BTT Championship	3/17/2019														
NCAA First Round															
NCAA Second Round															
NCAA Sweet 16															
NCAA Elite Eight															
NCAA Final Four															
NCAA Championship															
^ overtime															

Complete Bio is available MGoBlue.com

Freshman (2018-19)


- Come off the bench in 14 games, averaging 2.9 minutes per game
 - > Made his collegiate debut against Norfolk State (Nov. 6)
- Scored a career-best four points at No. 8/8 Villanova
 - > Scored his first collegiate point on a 3-pointer; added a free throw
- Grabbed first collegiate rebound and steal against Northwestern (Jan. 13)

Prep Career

- No. 93 in ESPN's Class of 2018 Top 100, No. 5 in State of Michigan and No. 21 in Region
- Finalist for State of Michigan's Hal Schram Mr. Basketball award, finishing third in voting
- AP Class A first team (2017, '18), Class C first team (2015), honorable mention (2016)
- Detroit News Dream Team (2018), Class A second team (2017), Class C second team (2015, '16); All-Detroit first team (2017, '18), third team (2015), honorable mention (2016)
- Detroit Free Press Dream Team (2018), Class A third team (2017), Class C third team (2016), fourth team (2015); All-Detroit first team (2017, '18, captain), third team (2016), honorable mention (2015)
- Basketball Coaches Association of Michigan (BCAM) All-State Best of the Best (2018)
- Played first two years at Detroit Edison Public School Academy before closing career at East English Village
- As senior (2017-18), averaged 26.3 points, 8.1 assist and 7.7 rebounds; highlighted season scoring school record 49 points against Chicago Orr (Jan. 13, 2018)
- As junior (2016-17), averaged 25.0 points, 6.0 assists and 3.0 rebounds, made 76 3-point field goals and led East English to Class A District semifinal
- As sophomore (2015-16), guided Edison to Class C District semifinal and as freshman (2014-15), led Edison to Class C District title, defeating Grosse Pointe Woods Liggett (96-59), and to regional final

M

5



ADRIEN NUÑEZ

Freshman

Guard | 6-6 | 205

Brooklyn, New York | St. Thomas More Prep

College of Literature, Science & the Arts | undecided major

Born on May 14, 1999 in Manhattan, New York

WHO IS NUÑEZ ...

- Continues to adjust to the collegiate level
- Known for his long range shooting
- Did not start playing basketball until the seventh grade - was previously an avid skateboarder and snowboarder
- After two years at Bishop Loughlin High School, played a postgraduate year at St. Thomas More Prep, where he earned team MVP honors
- Avid food connoisseur; father owns chain of food markets in Brooklyn area

ADRIEN NUÑEZ | CAREER BESTS

	CAREER	2018-19 SEASON
Points	3, at Indiana (1/25/19)	3, at Indiana (1/25/19)
Field Goals	1, at Indiana (1/25/19)	1, at Indiana (1/25/19)
Field Goal Attempts	2, vs. George Washington (11/17/18)	2, vs. George Washington (11/17/18)
3-Pt. Field Goals	1, at Indiana (1/25/19)	1, at Indiana (1/25/19)
3-Pt. Field Goal Attempts	2, vs. George Washington (11/17/18)	2, vs. George Washington (11/17/18)
Free Throws	none	none
Free Throw Attempts	none	none
Rebounds	1 (3x), last: Air Force (12/22/18)	1(3x), last: Air Force (12/22/18)
Assists	none	none
Blocks	none	none
Steals	none	none
Minutes	6, vs. George Washington (11/17/18)	6, vs. George Washington (11/17/18)

ADRIEN NUÑEZ | CAREER STATISTICS

Career	G	S	Min	Avg	FG	FGA	FG%	3FG	3FGA	3FG%	FT	FTA	FT%	Off	Def	Reb	Avg	Foul	DQ	Ast	Avg	TO	Blk	Stl	Pts	Avg	W	L
2018-19	13	0	28	2.2	1	8	.125	1	8	.125	0	0	.000	1	2	3	0.2	3	0	0	0.0	1	0	0	3	0.2	22	2
Totals	13	0	28	2.2	1	8	.125	1	8	.125	0	0	.000	1	2	3	0.2	3	0	0	0.0	1	0	0	3	0.2	22	2

ADRIEN NUÑEZ | 2018-19 GAME-BY-GAME

OPPONENT	DATE	RESULT	G-S	FG	3FG	FT	O-D	RB	PF	PTS	A	B	S	MIN
NORFOLK STATE	11/6/2018	W, 63-44	1-0	0-1	0-1	0-0	0-1	1	0	0	0	0	0	3
HOLY CROSS	11/10/2018	W, 56-37	1-0	0-0	0-0	0-1	1	0	0	0	0	0	0	1
at #8/8 Villanova	11/14/118	W, 73-46	1-0	0-1	0-1	0-0	0-0	0	2	0	0	0	0	3
vs. George Washington	11/17/2018	W, 84-61	1-0	0-2	0-2	0-0	0-0	0	0	0	0	1	0	6
vs. Providence	11/18/2018	W, 66-47	1-0	0-0	0-0	0-0	0-0	0	0	0	0	0	0	2
CHATTANOOGA	11/23/2018	W, 83-55	1-0	0-1	0-1	0-0	0-0	0	0	0	0	0	0	4
#11/13 N. CAROLINA	11/28/2018	W, 84-67	DNP											
#19/18 PURDUE+	12/1/2018	W, 76-57	1-0	0-0	0-0	0-0	0-0	0	1	0	0	0	0	1
at Northwestern+	12/4/2018	W, 62-60	DNP											
SOUTH CAROLINA	12/8/2018	W, 89-78	DNP											
WESTERN MICHIGAN	12/15/2018	W, 70-62	DNP											
AIR FORCE	12/22/2018	W, 71-50	1-0	0-2	0-0	0-0	1-0	1	0	0	0	0	0	2
BINGHAMTON	12/30/2018	W, 74-52	1-0	0-0	0-0	0-0	0-0	0	0	0	0	0	0	1
PENN STATE+	1/3/2019	W, 68-55	DNP											
#21/22 INDIANA +	1/6/2019	W, 74-63	DNP											
at Illinois+	1/10/2019	W, 79-69	DNP											
NORTHWESTERN+	1/13/2019	W, 80-60	1-0	0-0	0-0	0-0	0-0	0	0	0	0	0	0	2
at Wisconsin+	1/19/2019	L, 64-54	DNP											
MINNESOTA+	1/22/2019	W, 59-57	DNP											
at Indiana+	1/25/2019	W, 69-46	1-0	1-1	1-1	0-0	0-0	0	0	3	0	0	0	1
OHIO STATE+	1/29/2019	W, 65-49	1-0	0-0	0-0	0-0	0-0	0	0	0	0	0	0	1
at #nr/25 Iowa+	2/1/2019	L, 74-59	1-0	0-0	0-0	0-0	0-0	0	0	0	0	0	0	1
at Rutgers+	2/5/2019	W, 77-65	DNP											
#19/19 WISCONSIN+	2/9/2019	W, 61-52	DNP											
at Penn State+	2/12/2019													
#24/25 MARYLAND+	2/16/2019													
at Minnesota+	2/21/2019													
MICHIGAN STATE+	2/24/2019													
NEBRASKA+	2/28/2019													
at Maryland+	3/3/2019													
at Michigan State+	3/9/2019													
BTT First Round	3/13/2019													
BTT Second Round	3/14/2019													
BTT Quarterfinal	3/15/2019													
BTT Semifinal	3/16/2019													
BTT Championship	3/17/2019													
NCAA First Round														
NCAA Second Round														
NCAA Sweet 16														
NCAA Elite Eight														
NCAA Final Four														
NCAA Championship														
^ overtime														

Complete Bio is available MGoBlue.com

Freshman (2018-19)


- Came off the bench in 13 games, averaging 2.2 minutes per game
- Made his collegiate debut against Norfolk State (Nov. 6)
- Scored his first collegiate points at Indiana with a 3-pointer (Jan. 25)

Prep Career

- Played a postgraduate year at St. Thomas More Prep under head coach Jere Quinn
- Averaged 15.5 points and 5.0 rebounds per game
- Earned All-NEPSAC AAA first team (2018) and team MVP (2018) honors
- Played two years of varsity basketball at Bishop Loughlin High School in Brooklyn, N.Y.
- In his two seasons at Loughlin came off the bench, Loughlin to a 21-8 record reaching the NYCHSAA Class AA semifinal as a senior

M

11



COLIN CASTLETON

Freshman

Forward | 6-11 | 210

Daytona Beach, Florida | Father Lopez Catholic High School

College of Literature, Science & the Arts | undecided major

Born on May 25, 2000 in Pembroke Pines, Florida

WHO IS CASTLETON ...

- One of U-M's most versatile big men
- Continues to adjust to the collegiate level
- Loves defensive end and will look to block shot
- Can hit the outside shot, but not afraid to play in the post
- Working with Jon Sanderson to build strength and add/maintain weight

COLIN CASTLETON | CAREER BESTS

	CAREER	2018-19 SEASON
Points	3, Air Force (12/22/18)	3, Air Force (12/22/18)
Field Goals	1 (2x), last: Air Force (12/22/18)	1 (2x), last: Air Force (12/22/18)
Field Goal Attempts	2 (3x), last: vs. George Washington (11/17/18)	2 (3x), last: vs. George Washington (11/17/18)
3-Pt. Field Goals	none	none
3-Pt. Field Goal Attempts	1 (3x), last: 1, at Iowa (2/1/2019)	1 (3x), last: 1, at Iowa (2/1/2019)
Free Throws	1 (2x), last: Air Force (12/22/18)	1 (2x), last: Air Force (12/22/18)
Free Throw Attempts	4, Chattanooga (11/23/18)	4, Chattanooga (11/23/18)
Rebounds	5, Chattanooga (11/23/18)	5, Chattanooga (11/23/18)
Assists	1, Binghamton (12/30/18)	1, Binghamton (12/30/18)
Blocks	1, at Iowa (2/1/2019)	1, at Iowa (2/1/2019)
Steals	none	none
Minutes	4, Chattanooga (11/23/18)	4, Chattanooga (11/23/18)

COLIN CASTLETON | CAREER STATISTICS

Career	G	S	Min	Avg	FG	FGA	FG%	3FG	3FGA	3FG%	FT	FTA	FT%	Off	Def	Reb	Avg	Foul	DQ	Ast	Avg	TO	Blk	Stl	Pts	Avg	W	L
2018-19	9	0	21	2.3	2	9	.222	0	3	.000	2	7	.286	6	9	15	1.7	5	0	1	0.1	2	1	0	6	0.7	22	2
Totals	9	0	21	2.3	2	9	.222	0	3	.000	2	7	.286	6	9	15	1.7	5	0	1	0.1	2	1	0	6	0.7	22	2

COLIN CASTLETON | 2018-19 GAME-BY-GAME

OPPONENT	DATE	RESULT	G-S	FG	3FG	FT	O-D	RB	PF	PTS	A	B	S	MIN
NORFOLK STATE	11/6/2018	W, 63-44	1-0	0-2	0-1	0-2	0-2	2	2	0	0	1	0	2
HOLY CROSS	11/10/2018	W, 56-37	DNP											
at #8/8 Villanova	11/14/118	W, 73-46	1-0	1-2	0-0	0-0	2-1	3	1	2	0	0	0	3
vs. George Washington	11/17/2018	W, 84-61	1-0	0-2	0-0	0-0	1-0	1	2	0	0	1	0	3
vs. Providence	11/18/2018	W, 66-47	1-0	0-0	0-0	0-0	0-0	0	0	0	0	0	0	2
CHATTANOOGA	11/23/2018	W, 83-55	1-0	0-0	0-0	1-4	2-3	5	0	1	0	0	0	4
#11/13 N. CAROLINA	11/28/2018	W, 84-67	DNP											
#19/18 PURDUE+	12/1/2018	W, 76-57	DNP											
at Northwestern+	12/4/2018	W, 62-60	DNP											
SOUTH CAROLINA	12/8/2018	W, 89-78	DNP											
WESTERN MICHIGAN	12/15/2018	W, 70-62	DNP											
AIR FORCE	12/22/2018	W, 71-50	1-0	1-1	0-0	1-1	1-0	1	0	3	0	0	0	2
BINGHAMTON	12/30/2018	W, 74-52	1-0	0-0	0-0	0-0	0-1	1	0	0	1	0	0	1
PENN STATE+	1/3/2019	W, 68-55	DNP											
#21/22 INDIANA +	1/6/2019	W, 74-63	DNP											
at Illinois+	1/10/2019	W, 79-69	DNP											
NORTHWESTERN+	1/13/2019	W, 80-60	DNP											
at Wisconsin+	1/19/2019	L, 64-54	DNP											
MINNESOTA+	1/22/2019	W, 59-57	DNP											
at Indiana+	1/25/2019	W, 69-46	DNP											
OHIO STATE+	1/29/2019	W, 65-49	1-0	0-1	0-1	0-0	0-0	0	0	0	0	0	0	1
at #nr/25 Iowa+	2/1/2019	L, 74-59	1-0	0-1	0-1	0-0	0-2	2	0	0	0	0	1	3
at Rutgers+	2/5/2019	W, 77-65	DNP											
#19/19 WISCONSIN+	2/9/2019	W, 61-52	DNP											
at Penn State+	2/12/2019													
#24/25 MARYLAND+	2/16/2019													
at Minnesota+	2/21/2019													
MICHIGAN STATE+	2/24/2019													
NEBRASKA+	2/28/2019													
at Maryland+	3/3/2019													
at Michigan State+	3/9/2019													
BTT First Round	3/13/2019													
BTT Second Round	3/14/2019													
BTT Quarterfinal	3/15/2019													
BTT Semifinal	3/16/2019													
BTT Championship	3/17/2019													
NCAA First Round														
NCAA Second Round														
NCAA Sweet 16														
NCAA Elite Eight														
NCAA Final Four														
NCAA Championship														
^ overtime														

Complete Bio is available MGoBlue.com

Freshman (2018-19)

- Come off the bench in nine games, averaging 2.3 minutes per game
 - > Made his collegiate debut and grabbed two rebounds against Norfolk State (Nov. 6)
- Scored his first collegiate points at No. 8/8 Villanova (Nov. 14)
 - > Grabbed an offensive rebound and putback
- Scored a career-best three points against Air Force (Dec. 22)
- Pulled down a career-high five rebounds against Chattanooga (Nov. 23)
- Tallied his first career block at Iowa (Feb. 1)

Prep Career

- Played three years of varsity basketball at Father Lopez Catholic under coach Eddie Miller
- Finalist for Florida Dairy Farmers Mr. Basketball Award (2018); finishing eighth in voting
- Florida Association of Basketball Coaches (FABC) 7A Player of the Year (2018)
- Daytona Beach News-Journal Player of the Year (2018), All-Area first team (2017, '18), third team (2016)
- Orlando Sentinel 7A Player of the Year (2018), All-Area first team (2018), honorable mention (2016, '17)
- All-USA Today Florida Boys Basketball second team (2018)
- Nominee for the McDonald's All-American game (2018)
- As senior (2017-18), led Father Lopez to an 11-win improvement guiding the Green Wave to an 18-9 record just missing the 7A playoffs, averaging 24.5 points, 11.7 rebounds (ranked second in area) and 5.6 blocks
- As junior (2016-17), averaged 23.3 points, 11.0 rebounds and 5.4 blocks, leading Father Lopez to a 7-16 record
- As sophomore (2015-16), moved to varsity team and averaged 15.3 points, 10.3 rebounds and 4.5 blocks

M

13



IGNAS "IGGY" BRAZDEIKIS

Freshman

Guard/Forward | 6-7 | 216

Oakville, Ontario, Canada | Orangeville Prep

College of Literature, Science & the Arts | undecided major

Born on Jan. 8, 1999 in Kaunas, Lithuania

WHO IS BRAZDEIKIS ...

- High-volume scorer who is poised to have a breakout season as a freshman
- Known for bringing a constant level of confidence and energy
- Enjoys the game and is like a sponge learning from U-M coaches
- Plays left-handed, however, is primarily right-handed all other aspects of his life
- Born in Lithuania before settling and growing up in Canada
- First heard of Michigan's basketball program from U-M's former U-M star Nik Stauskas
- Avid fan of UFC and Connor McGregor; father (Sigis) was an amateur MMA Fighter

IGNAS BRAZDEIKIS | CAREER BESTS

	CAREER	2018-19 SEASON
Points	24, No. 11/13 North Carolina (11/28/18)	24, No. 11/13 North Carolina (11/28/18)
Field Goals	9 (3x), last: Binghamton (12/30/18)	9 (3x), last: Binghamton (12/30/18)
Field Goal Attempts	18 (2x), last: Binghamton (12/30/18)	18 (2x), last: Binghamton (12/30/18)
3-Pt. Field Goals	5, at Rutgers (2/5/19)	5, at Rutgers (2/5/19)
3-Pt. Field Goal Attempts	9, at Rutgers (2/5/19)	9, at Rutgers (2/5/19)
Free Throws	11, South Carolina (12/8/18)	11, South Carolina (12/8/18)
Free Throw Attempts	12, South Carolina (12/8/18)	12, South Carolina (12/8/18)
Rebounds	11 (2x), last: Minnesota (1/22/19)	11 (2x), last: Minnesota (1/22/19)
Assists	3, Holy Cross (11/10/18)	3, Holy Cross (11/10/18)
Blocks	2, at Rutgers (2/5/19)	2, at Rutgers (2/5/19)
Steals	3, at Iowa (2/1/2019)	3, at Iowa (2/1/2019)
Minutes	38, Penn State (1/3/19)	38, Penn State (1/3/19)

IGNAS BRAZDEIKIS | CAREER STATISTICS

Career	G	S	Min	Avg	FG	FGA	FG%	3FG	3FGA	3FG%	FT	FTA	FT%	Off	Def	Reb	Avg	Foul	DQ	Ast	Avg	TO	Blk	Stl	Pts	Avg	W	L
2018-19	24	24	720	30.0	122	267	.457	33	87	.339	82	105	.781	25	104	129	5.4	52	0	23	1.0	29	14	19	369	15.4	22	2
Totals	24	24	720	30.0	122	267	.457	33	87	.339	82	105	.781	25	104	129	5.4	52	0	23	1.0	29	14	19	369	15.4	22	2

IGNAS BRAZDEIKIS | 2018-19 GAME-BY-GAME

OPPONENT	DATE	RESULT	G-S	FG	3FG	FT	O-D	RB	PF	PTS	A	T	B	S	MIN
NORFOLK STATE	11/6/2018	W, 63-44	1-1	3-10	1-5	5-7	1-3	4	2	12	1	1	1	0	23
HOLY CROSS	11/10/2018	W, 56-37	1-1	5-9	1-2	8-8	2-5	7	1	19	3	2	0	1	26
at #8/8 Villanova	11/14/118	W, 73-46	1-1	7-11	0-1	4-4	3-4	7	1	18	0	1	0	2	32
vs. George Washington	11/17/2018	W, 84-61	1-1	2-5	0-1	1-3	1-2	3	2	5	2	2	0	1	25
vs. Providence	11/18/2018	W, 66-47	1-1	7-13	1-1	5-7	2-5	7	2	20	0	2	1	2	31
CHATTANOOGA	11/23/2018	W, 83-55	1-1	6-10	2-4	6-7	2-5	7	2	20	1	0	1	0	19
#11/13 N. CAROLINA	11/28/2018	W, 84-67	1-1	9-13	2-4	4-6	0-5	5	3	24	1	0	0	0	32
#19/18 PURDUE+	12/1/2018	W, 76-57	1-1	4-7	2-3	2-2	0-2	2	0	12	2	0	1	0	32
at Northwestern+	12/4/2018	W, 62-60	1-1	9-18	3-6	2-3	2-2	4	1	23	2	1	0	2	34
SOUTH CAROLINA	12/8/2018	W, 89-78	1-1	3-10	0-4	11-12	1-5	6	3	17	0	2	1	0	35
WESTERN MICHIGAN	12/15/2018	W, 70-62	1-1	2-7	0-1	0-3	0-1	1	3	4	0	0	0	1	29
AIR FORCE	12/22/2018	W, 71-50	1-1	7-13	3-7	2-2	1-4	5	1	19	2	2	1	1	32
BINGHAMTON	12/30/2018	W, 74-52	1-1	9-18	3-3	0-1	3-5	8	3	21	1	2	0	0	32
PENN STATE+	1/3/2019	W, 68-55	1-1	6-16	1-3	3-4	1-10	11	1	16	0	1	1	2	38
#21/22 INDIANA +	1/6/2019	W, 74-63	1-1	2-7	0-3	6-7	0-2	2	3	10	0	0	0	0	26
at Illinois+	1/10/2019	W, 79-69	1-1	5-11	1-2	4-5	2-6	8	2	15	1	3	1	1	31
NORTHWESTERN+	1/13/2019	W, 80-60	1-1	5-9	0-2	1-2	1-3	4	2	11	2	0	0	0	22
at Wisconsin+	1/19/2019	L, 64-54	1-1	0-5	0-3	0-0	0-3	3	3	0	0	2	1	0	23
MINNESOTA+	1/22/2019	W, 59-57	1-1	4-18	1-7	9-11	2-9	11	3	18	2	0	1	1	36
at Indiana+	1/25/2019	W, 69-46	1-1	8-12	3-5	1-1	0-7	7	4	20	1	1	1	0	27
OHIO STATE+	1/29/2019	W, 65-49	1-1	4-7	2-3	4-4	0-3	3	2	14	1	3	0	2	35
at #nr/25 Iowa+	2/1/2019	L, 74-59	1-1	6-15	2-4	2-4	1-5	6	3	16	1	2	0	3	35
at Rutgers+	2/5/2019	W, 77-65	1-1	8-14	5-9	2-2	0-5	5	2	23	0	1	2	0	33
#19/19 WISCONSIN+	2/9/2019	W, 61-52	1-1	1-9	0-4	0-0	0-3	3	2	2	0	1	1	0	32
at Penn State+	2/12/2019														
#24/25 MARYLAND+	2/16/2019														
at Minnesota+	2/21/2019														
MICHIGAN STATE+	2/24/2019														
NEBRASKA+	2/28/2019														
at Maryland+	3/3/2019														
at Michigan State+	3/9/2019														
BTT First Round	3/13/2019														
BTT Second Round	3/14/2019														
BTT Quarterfinal	3/15/2019														
BTT Semifinal	3/16/2019														
BTT Championship	3/17/2019														
NCAA First Round															
NCAA Second Round															
NCAA Sweet 16															
NCAA Elite Eight															
NCAA Final Four															
NCAA Championship															
^ overtime															

Complete Bio is available MGoBlue.com

Pronunciation: First name: "IG-ness" | Last name: "brah'z-day-kiss"

Player Notes

- (4x) Big Ten Freshman of the Week honoree
- Leads U-M in scoring with 15.5 points per game

Freshman (2018-19)

- Started all 23 games, averaging 29.9 minutes per game
- Leads U-M with 15.5 points per game
- Posted 20 double figure scoring games with team-best seven 20-plus point games
 - > Scored a career-best 24 against No. 11/13 North Carolina (Nov. 28)
 - Went 9-for-13 from field, 2-for-4 from deep and 4-for-6 on free throws
 - > Produced three straight 20-point games in mid-November
 - 20 vs. Providence (Nov. 18)
 - 20 against Chattanooga (Nov. 23)
 - 24 against No. 11/13 North Carolina (Nov. 28)
- Averaging 5.5 rebounds per game
 - > Recorded 14 games of five-or-more rebounds
 - > Grabbed a career-best 11 rebounds twice
 - Penn State (Jan. 3)
 - Minnesota (Jan. 22)
 - > Notched his first career double-double adding 16 points against Nittany Lions
- Leads U-M with 105 trips to the free throw line, shooting 77.7 percent
 - > Had a career-best 11-for-12 free throw line against South Carolina (Dec. 8)
- Shooting 46.9 percent from the field with 14 games of five-or-more field goals
- Second on U-M with 33 3-pointers
 - > Made a career-best five 3-pointers at Rutgers (Feb. 5)

Prep Career

- Ontario Scholastic Basketball Association (OSBA) All-Star first team (2016, '17, '18), OSBA League MVP (2017, '18) and OSBA Tournament MVP (2017)
- As senior (2017-18), averaged 28.4 points and 8.4 rebounds, helping Orangeville Prep to a 22-10 record, a 15-1 OSBA League record and second straight OSBA League title
- As junior (2016-17), averaged 30.0 points and 10.0 rebounds, helping Orangeville to a 36-5 record, an 18-2 OSBA League record and the OSBA League title after a buzzer-beating victory, 99-97, over TRC Academy closing with 27 points and 10 rebounds in title game
- Scored 31 points in upset win over No. 1 ranked Oak Hill at the 2017 Jordan Brand Invitational
- Posted two 50 points games vs. Vaughan (March 11, 2017) and then vs. Prolific Prep (March 19, 2017) in the Cali vs Canada Showdown
- As sophomore (2015-16), led the team in scoring and helped Orangeville Prep to the OSBA League championship game, falling in overtime, 82-71, to Thon Maker and Athlete Institute Prep

M

23



BRANDON JOHNS, JR.

Freshman

Forward | 6-8 | 225

East Lansing, Michigan | East Lansing High School

College of Literature, Science & the Arts | undecided major

Born on December 14, 1999 in Lansing, Michigan

WHO IS JOHNS, JR. ...

- Extremely athletic player, who can score in many ways
- Continues to adjust to the collegiate level
- Good defensive motor, working to improve consistency in rebounding physicality
- Rated No. 60 on ESPN Top 100 in the Class of 2018
- One of the team comedians with his quick with and impersonations

BRANDON JOHNS, JR. | CAREER BESTS

	CAREER	2018-19 SEASON
Points	8, No. 21/22 Indiana (1/6/19)	8, No. 21/22 Indiana (1/6/19)
Field Goals	4, No. 21/22 Indiana (1/6/19)	4, No. 21/22 Indiana (1/6/19)
Field Goal Attempts	5, No. 21/22 Indiana (1/6/19)	5, No. 21/22 Indiana (1/6/19)
3-Pt. Field Goals	1, vs. George Washington (11/17/18)	1, vs. George Washington (11/17/18)
3-Pt. Field Goal Attempts	1, vs. George Washington (11/17/18)	1, vs. George Washington (11/17/18)
Free Throws	2, No. 19/18 Purdue (12/1/18)	2, No. 19/18 Purdue (12/1/18)
Free Throw Attempts	2 (2x), last: Minnesota (1/22/19)	2 (2x), last: Minnesota (1/22/19)
Rebounds	8, No. 21/22 Indiana (1/6/19)	8, No. 21/22 Indiana (1/6/19)
Assists	1, at No. 8 Villanova (11/14/18)	1, at No. 8 Villanova (11/14/18)
Blocks	1 (2x), last: No. 21/22 Indiana (1/6/19)	1 (2x), last: No. 21/22 Indiana (1/6/19)
Steals	1, Norfolk State (11/6/18)	1, Norfolk State (11/6/18)
Minutes	13, No. 21/22 Indiana (1/6/19)	13, No. 21/22 Indiana (1/6/19)

BRANDON JOHNS, JR. | CAREER STATISTICS

Career	G	S	Min	Avg	FG	FGA	FG%	3FG	3FGA	3FG%	FT	FTA	FT%	Off	Def	Reb	Avg	Foul	DQ	Ast	Avg	TO	Blk	Stl	Pts	Avg	W	L
2018-19	18	0	79	4.4	7	11	.636	1	1	1.000	3	4	.750	6	16	22	1.2	8	0	1	0.1	3	2	1	18	1.0	22	2
Totals	18	0	79	4.4	7	11	.636	1	1	1.000	3	4	.750	6	16	22	1.2	8	0	1	0.1	3	2	1	18	1.0	22	2

BRANDON JOHNS, JR. | 2018-19 GAME-BY-GAME

OPPONENT	DATE	RESULT	G-S	FG	3FG	FT	O-D	RB	PF	PTS	A	B	S	MIN
NORFOLK STATE	11/6/2018	W, 63-44	1-0	0-0	0-0	0-0	0-1	1	0	0	0	0	1	5
HOLY CROSS	11/10/2018	W, 56-37	1-0	0-0	0-0	0-0	0-0	0	0	0	0	0	0	1
at #8/8 Villanova	11/14/118	W, 73-46	1-0	0-1	0-0	0-0	0-3	3	1	0	1	0	0	4
vs. George Washington	11/17/2018	W, 84-61	1-0	2-2	1-1	0-0	0-2	2	0	5	0	1	0	11
vs. Providence	11/18/2018	W, 66-47	1-0	0-0	0-0	0-0	0-2	2	0	0	0	1	0	3
CHATTANOOGA	11/23/2018	W, 83-55	1-0	0-1	0-0	0-0	1-0	1	0	0	0	0	0	4
#11/13 N. CAROLINA	11/28/2018	W, 84-67	DNP											
#19/18 PURDUE+	12/1/2018	W, 76-57	1-0	0-0	0-0	2-2	0-1	1	0	2	0	0	0	2
at Northwestern+	12/4/2018	W, 62-60	DNP											
SOUTH CAROLINA	12/8/2018	W, 89-78	DNP											
WESTERN MICHIGAN	12/15/2018	W, 70-62	DNP											
AIR FORCE	12/22/2018	W, 71-50	1-0	0-0	0-0	0-0	0-1	1	1	0	0	0	0	4
BINGHAMTON	12/30/2018	W, 74-52	1-0	0-0	0-0	0-0	0-0	0	0	0	0	1	0	1
PENN STATE+	1/3/2019	W, 68-55	1-0	0-0	0-0	0-0	0-0	0	1	0	0	0	0	2
#21/22 INDIANA +	1/6/2019	W, 74-63	1-0	4-5	0-0	0-0	3-5	8	1	8	0	1	0	13
at Illinois+	1/10/2019	W, 79-69	DNP											
NORTHWESTERN+	1/13/2019	W, 80-60	1-0	0-0	0-0	0-0	0-0	0	0	0	0	0	0	2
at Wisconsin+	1/19/2019	L, 64-54	DNP											
MINNESOTA+	1/22/2019	W, 59-57	1-0	0-0	0-0	1-2	0-0	0	1	1	0	0	0	1
at Indiana+	1/25/2019	W, 69-46	1-0	0-0	0-0	0-0	0-1	1	0	0	0	1	0	6
OHIO STATE+	1/29/2019	W, 65-49	1-0	0-0	0-0	0-0	1-0	1	0	0	0	0	0	3
at #nr/25 Iowa+	2/1/2019	L, 74-59	1-0	0-1	0-0	0-0	0-0	0	1	0	0	0	0	10
at Rutgers+	2/5/2019	W, 77-65	1-0	1-1	0-0	0-0	1-0	1	2	2	0	0	0	5
#19/19 WISCONSIN+	2/9/2019	W, 61-52	1-0	0-0	0-0	0-0	0-0	0	0	0	0	0	0	2
at Penn State+	2/12/2019													
#24/25 MARYLAND+	2/16/2019													
at Minnesota+	2/21/2019													
MICHIGAN STATE+	2/24/2019													
NEBRASKA+	2/28/2019													
at Maryland+	3/3/2019													
at Michigan State+	3/9/2019													
BTT First Round	3/13/2019													
BTT Second Round	3/14/2019													
BTT Quarterfinal	3/15/2019													
BTT Semifinal	3/16/2019													
BTT Championship	3/17/2019													
NCAA First Round														
NCAA Second Round														
NCAA Sweet 16														
NCAA Elite Eight														
NCAA Final Four														
NCAA Championship														
^ overtime														

Complete Bio is available MGoBlue.com

Freshman (2018-19)

- Played in 17 games off the bench, averaging 4.5 minutes per game
 - > Made his collegiate debut against Norfolk State (Nov. 6)
- Scored five points -- first collegiate -- against George Washington (Nov. 17)
- Had a career-day off the bench against No. 21/22 Indiana
 - > With Isaiah Livers out due to injury, Johns had a career-best eight points and grabbed a career-best eight rebounds; finished the game 4-for-5 from field with two dunks
- Recorded his first collegiate block against Binghamtom (Dec. 30)

Prep Career

- No. 60 in ESPN's Class of 2018; No. 1 in State of Michigan and No. 8 in Region
- Finalist for State of Michigan's Hal Schram Mr. Basketball award, finishing second in voting
- Associated Press Class A Player of the Year (2017), first team (2016, '17, '18)
- Detroit News Dream Team (2017, '18), Class A first team (2016)
- Detroit Free Press Dream Team (2018), Class A first team (2016, '17)
- Lansing State Journal Player of the Year (2016, '17), Dream Team (2018)
- Basketball Coaches Association of Michigan (BCAM) All-State Best of the Best (2018)
- Capital Area Activities Conference first team (2016, '17, '18)
- Four year varsity starter and team captain (2018) at East Lansing, playing under Steve Finamore
- Compiled a 81-15 prep record with a 51-8 CAAC record including back-to-back undefeated conference seasons in 2017 (14-0) and 2016 (14-0)
- Guided East Lansing to three straight Class A district titles (2016, '17, '18), regional title (2018), state quarterfinal (2018)
- As a senior (2017-18), averaged 28.1 points, 11.3 rebounds and 2.5 blocks; highlighted season scoring 51 points against Lansing Sexton (Dec. 20)
- As a junior (2016-17), led East Lansing to 24 straight wins before falling to Kalamazoo Central (75-60) in Class A regional title to close season 24-1; averaged 20.0 points, 10.0 rebounds and 3.0 blocks
- As a sophomore (2015-16), led East Lansing to 23 straight wins before falling to Lansing Everett (54-48) to finish 23-1; averaged 19.7 points, 10.3 rebounds and 2.9 blocks

M

24



C.J. BAIRD

Sophomore
 Forward | 6-5 | 220
 Novi, Michigan | Detroit Catholic Central
 Stephen M. Ross School of Business | Business Administration major
 Born on January 3, 1999 in Royal Oak, Michigan

WHO IS BAIRD ...

- Hired as a team manager at the beginning of last season before trying out and earning a roster spot as a walk-on.
- Strong outside shooter which helps with Scout Team preparation
- Became fan favorite after draining a bench-cheering, long distance three pointer against Texas A&M in 2018 NCAA Sweet 16
- Continues to work on developing overall game
- Enrolled in U-M's prestigious Stephen M. Ross School of Business
- Two-time captain at nearby Detroit Catholic Central, where he earned four varsity letters

C.J. BAIRD | CAREER BESTS

	CAREER	2018-19 SEASON
Points	3 (2x), last: Chattanooga (11/23/18)	3, Chattanooga (11/23/18)
Field Goals	1 (3x), last: Chattanooga (11/23/18)	1 (2x), last: Chattanooga (11/23/18)
Field Goal Attempts	2 (2x), last: Chattanooga (11/23/18)	2, Chattanooga (11/23/18)
3-Pt. Field Goals	1 (2x), last: Chattanooga (11/23/18)	1, Chattanooga (11/23/18)
3-Pt. Field Goal Attempts	2, Chattanooga (11/23/18)	2, Chattanooga (11/23/18)
Free Throws	none	none
Free Throw Attempts	none	none
Rebounds	1 (2x), last: No. 19/18 Purdue (12/1/18)	1, No. 19/18 Purdue (12/1/18)
Assists	1, UC Riverside (11/26/17)	none
Blocks	1, vs. Loyola-Chicago (3/31/18)	none
Steals	none	none
Minutes	4, UC Riverside (11/26/17)	3 (2x), last: Chattanooga (11/23/18)

C.J. BAIRD | CAREER STATISTICS

Career	G	S	Min	Avg	FG	FGA	FG%	3FG	3FGA	3FG%	FT	FTA	FT%	Off	Def	Reb	Avg	Foul	DQ	Ast	Avg	TO	Blk	Stl	Pts	Avg	W	L
2017-18	5	0	8	1.6	2	3	.667	1	2	.500	0	0	.000	0	1	1	0.2	0	0	1	0.2	1	1	0	5	1.0	33	8
2018-19	8	0	14	1.8	1	5	.200	1	3	.333	0	0	.000	1	0	1	0.1	0	0	0	0.0	1	0	0	3	0.4	22	2
Totals	13	0	22	1.7	3	8	.375	2	5	.400	0	0	.000	1	1	2	0.2	0	0	1	0.1	2	1	0	8	0.6	55	10

C.J. BAIRD | 2018-19 GAME-BY-GAME

OPPONENT	DATE	RESULT	G-S	FG	3FG	FT	O-D	RB	PF	PTS	A	B	S	MIN
NORFOLK STATE	11/6/2018	W, 63-44	1-0	0-0	0-0	0-0	0-0	0	0	0	0	0	0	2
HOLY CROSS	11/10/2018	W, 56-37	DNP											
at #8/8 Villanova	11/14/18	W, 73-46	1-0	0-0	0-0	0-0	0-0	0	0	0	0	0	0	2
vs. George Washington	11/17/2018	W, 84-61	1-0	0-0	0-0	0-0	0-0	0	0	0	0	0	0	3
vs. Providence	11/18/2018	W, 66-47	1-0	0-0	0-0	0-0	0-0	0	0	0	0	1	0	1
CHATTANOOGA	11/23/2018	W, 83-55	1-0	1-2	1-2	0-0	0-0	0	0	3	0	0	0	3
#11/13 N. CAROLINA	11/28/2018	W, 84-67	DNP											
#19/18 PURDUE+	12/1/2018	W, 76-57	1-0	0-1	0-0	0-0	1-0	1	0	0	0	0	0	1
at Northwestern+	12/4/2018	W, 62-60	DNP											
SOUTH CAROLINA	12/8/2018	W, 89-78	DNP											
WESTERN MICHIGAN	12/15/2018	W, 70-62	DNP											
AIR FORCE	12/22/2018	W, 71-50	1-0	0-1	0-0	0-0	0-0	0	0	0	0	0	0	1
BINGHAMTON	12/30/2018	W, 74-52	DNP											
PENN STATE+	1/3/2019	W, 68-55	DNP											
#21/22 INDIANA +	1/6/2019	W, 74-63	DNP											
at Illinois+	1/10/2019	W, 79-69	DNP											
NORTHWESTERN+	1/13/2019	W, 80-60	DNP											
at Wisconsin+	1/19/2019	L, 64-54	DNP											
MINNESOTA+	1/22/2019	W, 59-57	DNP											
at Indiana+	1/25/2019	W, 69-46	1-0	0-0	0-0	0-0	0-0	0	0	0	0	0	0	1
OHIO STATE+	1/29/2019	W, 65-49	DNP											
at #nr/25 Iowa+	2/1/2019	L, 74-59	DNP											
at Rutgers+	2/5/2019	W, 77-65	DNP											
#19/19 WISCONSIN+	2/9/2019	W, 61-52	DNP											
at Penn State+	2/12/2019													
#24/25 MARYLAND+	2/16/2019													
at Minnesota+	2/21/2019													
MICHIGAN STATE+	2/24/2019													
NEBRASKA+	2/28/2019													
at Maryland+	3/3/2019													
at Michigan State+	3/9/2019													
BTT First Round	3/13/2019													
BTT Second Round	3/14/2019													
BTT Quarterfinal	3/15/2019													
BTT Semifinal	3/16/2019													
BTT Championship	3/17/2019													
NCAA First Round														
NCAA Second Round														
NCAA Sweet 16														
NCAA Elite Eight														
NCAA Final Four														
NCAA Championship														
^ overtime														

Complete Bio is available MGoBlue.com

Michigan Career & Honors

- Michigan Academic Achievement (2018)
- Helped U-M set the program record for single season victories with 33 (33-8, 2017-18)
- Helped U-M win its second straight Big Ten Tournament title at MSG in New York City
 - > Despite not dressing, U-M won four games in four days to secure back-to-back titles
- Helped U-M to the No. 3 seed in the 2018 NCAA Tournament
 - > Despite not dressing, U-M advanced to the Final Four & national title game

Sophomore (2018-19)


- Come off the bench in eight games
- Knocked down a 3-pointer against Chattanooga for his first points of the season (Nov. 23)
- Grabbed a career-best-tying one rebounds against No. 19/18 Purdue

Freshman (2017-18)

- Started season as student manager before moving to walk-on status at the beginning of season
- A valuable member of the U-M practice squad, which was dubbed the new "Fab Five" by Coach John Beilein
- Played in five games off the bench
 - > Played in first collegiate game against UC Riverside (Nov. 26); playing four minutes
 - > Played final three minutes against Alabama A&M (Dec. 21); scoring first career basket
 - > Played in final minute vs. Texas A&M (March 22) in NCAA Sweet 16; made first career 3-pointer -- U-M's 14th of the lopsided win (99-72)
 - > Played in final seconds against Loyola-Chicago (March 31) and Villanova (April 2) in the Final Four and national title game

M

32



LUKE WILSON

Sophomore
Guard | 6-0 | 170
Boulder, Colorado | Boulder High School
School of Kinesiology | Sport Management major
Born on June 24, 1999 in Denver, Colorado

WHO IS WILSON ...

- *Joined the team as a preferred walk-on after growing up as a lifelong Michigan fan.*
- *Known for creating bench celebrations after big plays or charges drawn for the Wolverines*
- *Will be a valuable member of the practice squad*
- *Continues to work on developing overall game*
- *Left-handed*
- *Brother, Zach, graduated from Michigan in 2015 with a major in economics*

LUKE WILSON | CAREER BESTS

	CAREER	2018-19 SEASON
Points	none	none
Field Goals	none	none
Field Goal Attempts	1 (3x), last: No. 19/18 Purdue (12/1/18)	1 (2x), last: No. 19/18 Purdue (12/1/18)
3-Pt. Field Goals	none	none
3-Pt. Field Goal Attempts	1 (3x), last: No. 19/18 Purdue (12/1/18)	1 (2x), last: No. 19/18 Purdue (12/1/18)
Free Throws	none	none
Free Throw Attempts	1, UC Riverside (11/26/17)	none
Rebounds	2, Northwestern (1/13/19)	2, Northwestern (1/13/19)
Assists	none	none
Blocks	none	none
Steals	none	none
Minutes	4, UC Riverside (11/26/17)	4, vs. George Washington (11/17/18)

LUKE WILSON | CAREER STATISTICS

Career	G	S	Min	Avg	FG	FGA	FG%	3FG	3FGA	3FG%	FT	FTA	FT%	Off	Def	Reb	Avg	Foul	DQ	Ast	Avg	TO	Blk	Stl	Pts	Avg	W	L
2017-18	2	0	7	4.0	0	1	.000	0	1	.000	0	1	.000	0	0	0	0.0	1	0	0	0.0	1	0	0	0	0.0	33	8
2018-19	6	0	13	2.2	0	2	.000	0	2	.000	0	0	.000	1	1	2	0.3	0	0	0	0.0	1	0	0	0	0.0	22	2
Totals	8	0	20	2.5	0	3	.000	0	3	.000	0	1	.000	1	1	2	0.3	1	0	0	0.0	2	0	0	0	0.0	55	10

LUKE WILSON | 2018-19 GAME-BY-GAME

OPPONENT	DATE	RESULT	G-S	FG	3FG	FT	O-D	RB	PF	PTS	A	T	B	S	MIN
NORFOLK STATE	11/6/2018	W, 63-44	DNP												
HOLY CROSS	11/10/2018	W, 56-37	DNP												
at #8/8 Villanova	11/14/118	W, 73-46	DNP												
vs. George Washington	11/17/2018	W, 84-61	1-0	0-0	0-0	0-0	0-0	0	0	0	0	0	0	0	4
vs. Providence	11/18/2018	W, 66-47	1-0	0-1	0-1	0-0	0-0	0	0	0	0	0	0	0	2
CHATTANOOGA	11/23/2018	W, 83-55	1-0	0-0	0-0	0-0	0-0	0	0	0	0	1	0	0	3
#11/13 N. CAROLINA	11/28/2018	W, 84-67	DNP												
#19/18 PURDUE+	12/1/2018	W, 76-57	1-0	0-1	0-1	0-0	0-0	0	0	0	0	0	0	0	1
at Northwestern+	12/4/2018	W, 62-60	DNP												
SOUTH CAROLINA	12/8/2018	W, 89-78	DNP												
WESTERN MICHIGAN	12/15/2018	W, 70-62	DNP												
AIR FORCE	12/22/2018	W, 71-50	DNP												
BINGHAMTON	12/30/2018	W, 74-52	DNP												
PENN STATE+	1/3/2019	W, 68-55	DNP												
#21/22 INDIANA +	1/6/2019	W, 74-63	DNP												
at Illinois+	1/10/2019	W, 79-69	DNP												
NORTHWESTERN+	1/13/2019	W, 80-60	1-0	0-0	0-0	0-0	1-1	2	0	0	0	0	0	0	2
at Wisconsin+	1/19/2019	L, 64-54	DNP												
MINNESOTA+	1/22/2019	W, 59-57	DNP												
at Indiana+	1/25/2019	W, 69-46	1-0	0-0	0-0	0-0	0-0	0	0	0	0	0	0	0	1
OHIO STATE+	1/29/2019	W, 65-49	DNP												
at #nr/25 Iowa+	2/1/2019	L, 74-59	DNP												
at Rutgers+	2/5/2019	W, 77-65	DNP												
#19/19 WISCONSIN+	2/9/2019	W, 61-52	DNP												
at Penn State+	2/12/2019														
#24/25 MARYLAND+	2/16/2019														
at Minnesota+	2/21/2019														
MICHIGAN STATE+	2/24/2019														
NEBRASKA+	2/28/2019														
at Maryland+	3/3/2019														
at Michigan State+	3/9/2019														
BTT First Round	3/13/2019														
BTT Second Round	3/14/2019														
BTT Quarterfinal	3/15/2019														
BTT Semifinal	3/16/2019														
BTT Championship	3/17/2019														
NCAA First Round															
NCAA Second Round															
NCAA Sweet 16															
NCAA Elite Eight															
NCAA Final Four															
NCAA Championship															
^ overtime															

Complete Bio is available MGoBlue.com

Michigan Career & Honors

- Michigan Academic Achievement (2018)
- Helped U-M set the program record for single season victories with 33 (33-8, 2017-18)
- Helped U-M win its second straight Big Ten Tournament title at MSG in New York City
 - > Despite not dressing, U-M won four games in four days to secure back-to-back titles
- Helped U-M to the No. 3 seed in the 2018 NCAA Tournament
 - > Despite not dressing, U-M advanced to the Final Four & national title game

Sophomore (2018-19)


- Changed jersey number from No. 11 to No. 32, which was his older brother's (Zach) former jersey number
- Come off the bench in six games
- Grabbed his first two career rebounds against Northwestern (Jan. 13)

Freshman (2017-18)

- Joined the team as a preferred walk-on
- A valuable member of the U-M practice squad, which was dubbed the new "Fab Five" by Coach John Beilein
 - Played in two games off the bench
 - > Played in first collegiate game against UC Riverside (Nov. 26); playing four minutes
 - > Played final three minutes against Alabama A&M (Dec. 21)

M

44



JARON FAULDS

Sophomore

Forward | 6-10 | 225

Holt, Michigan | Holt High School | Columbia

College of Literature, Science & the Arts | undecided major

Born on June 6, 1999 in Holt, Michigan

WHO IS FAULDS ...

- Transfer from Columbia, who will sit out the 2018-19 season due to NCAA rules
- Preferred walk-on status with the program
- Brings value to the U-M Scout Team
- Will continue to work on overall game and improve strength with Camp Sanderson
- Originally from Holt, Michigan

JARON FAULDS | CAREER BESTS

CAREER	2018-19 SEASON
Points	17, at Albany (12/2/17) <i>sitting out 2018-19 (transfer)</i>
Field Goals	8, at Albany (12/2/17) <i>sitting out 2018-19 (transfer)</i>
Field Goal Attempts	10, at Albany (12/2/17) <i>sitting out 2018-19 (transfer)</i>
3-Pt. Field Goals	none <i>sitting out 2018-19 (transfer)</i>
3-Pt. Field Goal Attempts	none <i>sitting out 2018-19 (transfer)</i>
Free Throws	2 (2x), last: Navy (12/10/17) <i>sitting out 2018-19 (transfer)</i>
Free Throw Attempts	4 (2x), last: Navy (12/10/17) <i>sitting out 2018-19 (transfer)</i>
Rebounds	7, at Boston College (12/12/17) <i>sitting out 2018-19 (transfer)</i>
Assists	1 (10x), last: at Dartmouth (3/2/18) <i>sitting out 2018-19 (transfer)</i>
Blocks	4, Stony Brook (12/7/17) <i>sitting out 2018-19 (transfer)</i>
Steals	1 (8x), last: at Harvard (3/3/18) <i>sitting out 2018-19 (transfer)</i>
Minutes	28, at Albany (12/2/17) <i>sitting out 2018-19 (transfer)</i>

JARON FAULDS | CAREER STATISTICS

Career	G	S	Min	Avg	FG	FGA	FG%	3FG	3FGA	3FG%	FT	FTA	FT%	Off	Def	Reb	Avg	Foul	DQ	Ast	Avg	TO	Blk	Stl	Pts	Avg	W	L
2017-18 (CLB)	26	1	369	14.2	53	89	.596	0	0	.000	10	23	.435	33	51	84	3.2	44	1	10	0.4	21	26	8	116	4.5	8	19
2018-19 (TR)	0	0	0	0.0	0	0	.000	0	0	.000	0	0	.000	0	0	0	0.0	0	0	0	0.0	0	0	0	0.0	22	2	
Totals	26	1	369	14.2	53	89	.596	0	0	.000	10	23	.435	33	51	84	3.2	44	1	10	0.4	21	26	8	116	4.5	30	21

JARON FAULDS | 2018-19 GAME-BY-GAME

OPPONENT	DATE	RESULT	G-S	FG	3FG	FT	O-D	RB	PF	PTS	A	B	S	MIN
NORFOLK STATE	11/6/2018	W, 63-44	DNP											
HOLY CROSS	11/10/2018	W, 56-37	DNP											
at #8/8 Villanova	11/14/118	W, 73-46	DNP											
vs. George Washington	11/17/2018	W, 84-61	DNP											
vs. Providence	11/18/2018	W, 66-47	DNP											
CHATTANOOGA	11/23/2018	W, 83-55	DNP											
#11/13 N. CAROLINA	11/28/2018	W, 84-67	DNP											
#19/18 PURDUE+	12/1/2018	W, 76-57	DNP											
at Northwestern+	12/4/2018	W, 62-60	DNP											
SOUTH CAROLINA	12/8/2018	W, 89-78	DNP											
WESTERN MICHIGAN	12/15/2018	W, 70-62	DNP											
AIR FORCE	12/22/2018	W, 71-50	DNP											
BINGHAMTON	12/30/2018	W, 74-52	DNP											
PENN STATE+	1/3/2019	W, 68-55	DNP											
#21/22 INDIANA +	1/6/2019	W, 74-63	DNP											
at Illinois+	1/10/2019	W, 79-69	DNP											
NORTHWESTERN+	1/13/2019	W, 80-60	DNP											
at Wisconsin+	1/19/2019	L, 64-54	DNP											
MINNESOTA+	1/22/2019	W, 59-57	DNP											
at Indiana+	1/25/2019	W, 69-46	DNP											
OHIO STATE+	1/29/2019	W, 65-49	DNP											
at #nr/25 Iowa+	2/1/2019	L, 74-59	DNP											
at Rutgers+	2/5/2019	W, 77-65	DNP											
#19/19 WISCONSIN+	2/9/2019	W, 61-52	DNP											
at Penn State+	2/12/2019													
#24/25 MARYLAND+	2/16/2019													
at Minnesota+	2/21/2019													
MICHIGAN STATE+	2/24/2019													
NEBRASKA+	2/28/2019													
at Maryland+	3/3/2019													
at Michigan State+	3/9/2019													
BTT First Round	3/13/2019													
BTT Second Round	3/14/2019													
BTT Quarterfinal	3/15/2019													
BTT Semifinal	3/16/2019													
BTT Championship	3/17/2019													
NCAA First Round														
NCAA Second Round														
NCAA Sweet 16														
NCAA Elite Eight														
NCAA Final Four														
NCAA Championship														
^ overtime														

Complete Bio is available MGoBlue.com

Sophomore (2018-19)


- Transferred from Columbia University as a preferred walk-on
- Will have to sit out the season due to NCAA transfer rules

Freshman (2017-18) | Columbia

- Played 26 games with one start
- In his only start at West Point (Nov. 21), he finished with six points and five rebounds in 18 minutes
- Averaged 4.5 points per game, with two double figure scoring games
 - > Scored a career-best 17 points at Albany (Dec. 2), after going 8-for-10 from the field
 - > Scored 12 points in following game at Quinnipiac (Dec. 4), going 5-for-7 from the field
- Averaged 3.2 rebounds per game, with six games of five-or-more rebounds
 - > Grabbed a career-best seven rebounds at Boston College (Dec. 12)
- Second on Columbia with 26 blocks (1.0 per game)
 - > Posted four games with three-or-more blocks
 - > Swatted a career-best four against Harvard (Feb. 2)
- Shot 59.6 percent from the field
- Averaged 14.2 minutes per game

M

14



RICO OZUNA-HARRISON

Sophomore

Guard | 5-11 | 170

Detroit, Michigan | Cass Tech High School

College of Literature, Science and the Arts | undecided major

Born on September 20th, 1999 in Detroit, Mich.

WHO IS OZUNA-HARRISON ...

- Quiet personality off the court, but very aggressive challenging U-M players in practice
- Quick and speedy guard
- Valuable member of U-M's scout team
- Known for his defensive pressure
- Caught coach Beilein's eye during the walk-on tryout period; earning a place on U-M's scout team

RICO OZUNA-HARRISON | CAREER BESTS

	CAREER	2018-19 SEASON
Points	none	none
Field Goals	none	none
Field Goal Attempts	1 (2x), last: Northwestern (1/13/19)	1, Northwestern (1/13/19)
3-Pt. Field Goals	none	none
3-Pt. Field Goal Attempts	1 (2x), last: Northwestern (1/13/19)	1, Northwestern (1/13/19)
Free Throws	none	none
Free Throw Attempts	none	none
Rebounds	1, Alabama A&M (12/21/17)	none
Assists	none	none
Blocks	none	none
Steals	none	none
Minutes	3, Alabama A&M (12/21/17)2	2, Northwestern (1/13/19)

RICO OZUNA-HARRISON | CAREER STATISTICS

Career	G	S	Min	Avg	FG	FGA	FG%	3FG	3FGA	3FG%	FT	FTA	FT%	Off	Def	Reb	Avg	Foul	DQ	Ast	Avg	TO	Blk	Stl	Pts	Avg	W	L
2017-18	1	0	3	3.0	0	1	.000	0	1	.000	0	0	.000	0	1	1	1.0	0	0	0	0.0	0	0	0	0.0	33	8	
2018-19	1	0	2	2.0	0	1	.000	0	0	.000	0	0	.000	0	0	0	0.0	1	0	0	0.0	1	0	0	0.0	22	2	
Totals	2	0	5	2.5	0	2	.000	0	1	.000	0	0	.000	0	1	1	0.5	1	0	0	0.0	1	0	0	0.0	55	10	

RICO OZUNA-HARRISON | 2018-19 GAME-BY-GAME

OPPONENT	DATE	RESULT	G-S	FG	3FG	FT	O-D	RB	PF	PTS	A	T	B	S	MIN
NORFOLK STATE	11/6/2018	W, 63-44	DNP												
HOLY CROSS	11/10/2018	W, 56-37	DNP												
at #8/8 Villanova	11/14/18	W, 73-46	DNP												
vs. George Washington	11/17/2018	W, 84-61	DNP												
vs. Providence	11/18/2018	W, 66-47	DNP												
CHATTANOOGA	11/23/2018	W, 83-55	DNP												
#11/13 N. CAROLINA	11/28/2018	W, 84-67	DNP												
#19/18 PURDUE+	12/1/2018	W, 76-57	DNP												
at Northwestern+	12/4/2018	W, 62-60	DNP												
SOUTH CAROLINA	12/8/2018	W, 89-78	DNP												
WESTERN MICHIGAN	12/15/2018	W, 70-62	DNP												
AIR FORCE	12/22/2018	W, 71-50	DNP												
BINGHAMTON	12/30/2018	W, 74-52	DNP												
PENN STATE+	1/3/2019	W, 68-55	DNP												
#21/22 INDIANA +	1/6/2019	W, 74-63	DNP												
at Illinois+	1/10/2019	W, 79-69	DNP												
NORTHWESTERN+	1/13/2019	W, 80-60	1-0	0-1	0-1	0-0	0-0	0	1	0	0	1	0	0	2
at Wisconsin+	1/19/2019	L, 64-54	DNP												
MINNESOTA+	1/22/2019	W, 59-57	DNP												
at Indiana+	1/25/2019	W, 69-46	DNP												
OHIO STATE+	1/29/2019	W, 65-49	DNP												
at #nr/25 Iowa+	2/1/2019	L, 74-59	DNP												
at Rutgers+	2/5/2019	W, 77-65	DNP												
#19/19 WISCONSIN+	2/9/2019	W, 61-52	DNP												
at Penn State+	2/12/2019														
#24/25 MARYLAND+	2/16/2019														
at Minnesota+	2/21/2019														
MICHIGAN STATE+	2/24/2019														
NEBRASKA+	2/28/2019														
at Maryland+	3/3/2019														
at Michigan State+	3/9/2019														
BTT First Round	3/13/2019														
BTT Second Round	3/14/2019														
BTT Quarterfinal	3/15/2019														
BTT Semifinal	3/16/2019														
BTT Championship	3/17/2019														
NCAA First Round															
NCAA Second Round															
NCAA Sweet 16															
NCAA Elite Eight															
NCAA Final Four															
NCAA Championship															
^ overtime															

Complete Bio is available MGoBlue.com

Michigan Career & Honors

- Michigan Academic Achievement (2018)
- Helped U-M set the program record for single season victories with 33 (33-8, 2017-18)
- Helped U-M win its second straight Big Ten Tournament title at MSG in New York City
 - > Despite not dressing, U-M won four games in four days to secure back-to-back titles
- Helped U-M to the No. 3 seed in the 2018 NCAA Tournament
 - > Despite not dressing, U-M advanced to the Final Four & national title game

Sophomore (2018-10)

- Continues to be a valuable member of U-M practice squad
- Made first appearance of the season against Northwestern (Jan. 13) off the bench

Freshman (2017-18)

- Added to the team after walk-on tryouts; member of the scout team
- A valuable member of the U-M practice squad, which was dubbed the new "Fab Five" by Coach John Beilein
- Played in one game off the bench
 - > Played in first collegiate game against Alabama A&M (Dec. 21), playing three minutes

2018-19 Michigan Basketball
Michigan Combined Team Statistics (as of Feb 09, 2019)
All games

RECORD:	OVERALL	HOME	AWAY	NEUTRAL
ALL GAMES	22-2	15-0	5-2	2-0
CONFERENCE	11-2	7-0	4-2	0-0
NON-CONFERENCE	11-0	8-0	1-0	2-0

##	Player	gp-gs	min	avg	Total		3-Point		F-Throw		Rebounds				pf	dq	a	to	blk	stl	pts	avg
					fg-fga	fg%	3fg-fga	3fg%	ft-fa	ft%	off	def	tot	avg								
13	Brazdeikis, Ignas	24-24	720	30.0	122-267	.457	33-87	.379	82-105	.781	25	104	129	5.4	52	0	23	29	14	19	359	15.0
02	Poole, Jordan	24-24	792	33.0	105-231	.455	53-131	.405	44-54	.815	6	73	79	3.3	49	0	46	45	7	25	307	12.8
01	Matthews, Charles	24-24	764	31.8	113-261	.433	23-74	.311	57-91	.626	40	83	123	5.1	42	0	32	41	11	27	306	12.8
15	Teske, Jon	24-24	653	27.2	85-165	.515	13-42	.310	36-61	.590	48	110	158	6.6	54	1	20	9	53	18	219	9.1
03	Simpson, Zavier	24-24	805	33.5	85-199	.427	19-70	.271	27-43	.628	11	115	126	5.3	47	0	143	43	2	36	216	9.0
04	Livers, Isaiah	22-0	457	20.8	57-117	.487	31-71	.437	21-27	.778	19	67	86	3.9	41	0	13	14	10	18	166	7.5
55	Brooks, Eli	24-0	331	13.8	26-69	.377	10-35	.286	2-3	.667	1	22	23	1.0	18	0	36	14	3	6	64	2.7
51	Davis, Austin	18-0	82	4.6	11-16	.688	0-0	.000	1-3	.333	6	10	16	0.9	15	0	2	4	1	1	23	1.3
23	Johns Jr., Brandon	18-0	79	4.4	7-11	.636	1-1	1.000	3-4	.750	6	16	22	1.2	8	0	1	3	2	1	18	1.0
11	Castleton, Colin	9-0	21	2.3	2-9	.222	0-3	.000	2-7	.286	6	9	15	1.7	5	0	1	2	1	0	6	0.7
00	DeJulius, David	14-0	40	2.9	2-13	.154	1-9	.111	1-4	.250	1	3	4	0.3	4	0	2	3	0	3	6	0.4
24	Baird, CJ	8-0	14	1.8	1-5	.200	1-3	.333	0-0	.000	1	0	1	0.1	0	0	0	1	0	0	3	0.4
05	Nunez, Adrien	13-0	28	2.2	1-8	.125	1-8	.125	0-0	.000	1	2	3	0.2	3	0	0	1	0	0	3	0.2
32	Wilson, Luke	6-0	13	2.2	0-2	.000	0-2	.000	0-0	.000	1	1	2	0.3	0	0	0	1	0	0	0	0.0
14	Ozuna-Harrison, Rico	1-0	2	2.0	0-1	.000	0-1	.000	0-0	.000	0	0	0	0.0	1	0	0	1	0	0	0	0.0
Team											40	34	74				10					
Total.....		0	4801		617-1374	.449	186-537	.346	276-402	.687	212	649	861	0.0	339	1	319	221	104	154	1696	0.0
Opponents.....		0	4800		531-1339	.397	116-382	.304	192-292	.658	202	610	812	0.0	383	3	230	307	75	88	1370	0.0

TEAM STATISTICS	MICH	OPP	Date	Opponent	Score	Att.
SCORING	1696	1370	1	11/06/18	NORFOLK STATE	w 63-44 10109
Points per game	70.7	57.1	1	11/10/18	HOLY CROSS	w 56-37 12355
Scoring margin	+13.6	-	2	11/14/18	at Villanova	w 73-46 6501
FIELD GOALS-ATT	617-1374	531-1339	3	11/17/18	vs George Washington	w 84-61 7231
Field goal pct	.449	.397	3	11/18/18	vs Providence	w 66-47 6825
3 POINT FG-ATT	186-537	116-382		11/23/18	CHATTANOOGA	w 83-55 12010
3-point FG pct	.346	.304	4	11/28/18	NORTH CAROLINA	w 84-67 12707
3-pt FG made per game	7.8	4.8	*	12/01/18	PURDUE	w 76-57 12707
FREE THROWS-ATT	276-402	192-292	*	12/04/18	at Northwestern	w 62-60 7039
Free throw pct	.687	.658		12/08/18	SOUTH CAROLINA	w 89-78 12707
F-Throws made per game	11.5	8.0		12/15/18	WESTERN MICHIGAN	w 70-62 12707
REBOUNDS	861	812		12/22/18	AIR FORCE	w 71-50 12707
Rebounds per game	35.9	33.8		12/30/18	BINGHAMTON	w 74-52 12707
Rebounding margin	+2.0	-	*	01/03/19	PENN STATE	w 68-55 12707
ASSISTS	319	230	*	01/06/19	INDIANA	w 74-63 12707
Assists per game	13.3	9.6	*	01/10/19	at Illinois	w 79-69 10770
TURNOVERS	221	307	*	01/13/19	NORTHWESTERN	w 80-60 12707
Turnovers per game	9.2	12.8	*	01/19/19	at Wisconsin	L 54-64 17287
Turnover margin	+3.6	-	*	01/22/19	MINNESOTA	w 59-57 12707
Assist/turnover ratio	1.4	0.7	*	01/25/19	at Indiana	w 69-46 17222
STEALS	154	88	*	01/29/19	OHIO STATE	w 65-49 12707
Steals per game	6.4	3.7	*	02/01/19	at Iowa	L 59-74 15056
BLOCKS	104	75	*	02/05/19	at Rutgers	w 77-65 8000
Blocks per game	4.3	3.1	*	02/09/19	WISCONSIN	w 61-52 12707
ATTENDANCE	186958	95931				
Home games-Avg/Game	15-12464	7-11696				
Neutral site-Avg/Game	-	2-7028				

* = Conference game
1 = Basketball Hall of Fame Tip-Off, Ann Arbor, Mich. (Crisler Center)
2 = Gavitt Games, Villanova, Pa. (Finneran Pavilion)
3 = Basketball Hall of Fame Tip-Off, Uncasville, Conn. (Mohegan Sun)
4 = ACC/B1G Challenge, Ann Arbor, Mich. (Crisler Center)

Score by Periods	1st	2nd	Totals
Michigan	836	860	1696
Opponents	642	728	1370

2018-19 Michigan Basketball
Michigan Combined Team Statistics (as of Feb 09, 2019)
Conference games only

RECORD:	OVERALL	HOME	AWAY	NEUTRAL
ALL GAMES	11-2	7-0	4-2	0-0
CONFERENCE	11-2	7-0	4-2	0-0
NON-CONFERENCE	0-0	0-0	0-0	0-0

##	Player	gp-gs	min	avg	Total		3-Point		F-Throw		Rebounds				pf	dq	a	to	blk	stl	pts	avg
					fg-fga	fg%	3fg-fga	3fg%	ft-fa	ft%	off	def	tot	avg								
13	Brazdeikis, Ignas	13-13	404	31.1	62-148	.419	20-54	.370	36-45	.800	9	60	69	5.3	28	0	12	15	9	11	180	13.8
02	Poole, Jordan	13-13	452	34.8	58-134	.433	25-73	.342	26-31	.839	2	33	35	2.7	27	0	20	28	4	15	167	12.8
03	Simpson, Zavier	13-13	468	36.0	60-139	.432	11-49	.224	18-25	.720	10	63	73	5.6	26	0	74	21	1	18	149	11.5
15	Teske, Jon	13-13	382	29.4	55-102	.539	12-31	.387	25-38	.658	27	67	94	7.2	29	1	12	4	28	10	147	11.3
01	Matthews, Charles	13-13	426	32.8	53-131	.405	12-36	.333	19-30	.633	17	49	66	5.1	26	0	21	27	4	13	137	10.5
04	Livers, Isaiah	11-0	213	19.4	21-51	.412	11-31	.355	12-14	.857	7	29	36	3.3	24	0	1	6	4	8	65	5.9
23	Johns Jr., Brandon	10-0	46	4.6	5-7	.714	0-0	.000	3-4	.750	5	7	12	1.2	6	0	0	1	1	0	13	1.3
55	Brooks, Eli	13-0	144	11.1	6-24	.250	2-10	.200	0-0	.000	1	7	8	0.6	9	0	14	6	1	3	14	1.1
51	Davis, Austin	10-0	37	3.7	4-5	.800	0-0	.000	0-0	.000	1	6	7	0.7	12	0	1	2	0	0	8	0.8
05	Nunez, Adrien	5-0	6	1.2	1-1	1.000	1-1	1.000	0-0	.000	0	0	0	0.0	1	0	0	0	0	0	3	0.6
14	Ozuna-Harrison, Rico	1-0	2	2.0	0-1	.000	0-1	.000	0-0	.000	0	0	0	0.0	1	0	0	1	0	0	0	0.0
11	Castleton, Colin	2-0	4	2.0	0-2	.000	0-2	.000	0-0	.000	0	2	2	1.0	0	0	0	0	1	0	0	0.0
32	Wilson, Luke	3-0	4	1.3	0-1	.000	0-1	.000	0-0	.000	1	1	2	0.7	0	0	0	0	0	0	0	0.0
24	Baird, CJ	2-0	2	1.0	0-1	.000	0-0	.000	0-0	.000	1	0	1	0.5	0	0	0	0	0	0	0	0.0
00	DeJulius, David	6-0	10	1.7	0-4	.000	0-2	.000	0-0	.000	1	2	3	0.5	1	0	0	0	0	1	0	0.0
Team											21	17	38				5					
Total.....		13	2600		325-751	.433	94-291	.323	139-187	.743	103	343	446	34.3	190	1	155	116	53	79	883	67.9
Opponents.....		13	2600		300-733	.409	65-211	.308	106-155	.684	114	340	454	34.9	190	1	128	151	51	56	771	59.3

TEAM STATISTICS	MICH	OPP	Date	Opponent	Score	Att.
SCORING	883	771	* 12/01/18	PURDUE	w 76-57	12707
Points per game	67.9	59.3	* 12/04/18	at Northwestern	w 62-60	7039
Scoring margin	+8.6	-	* 01/03/19	PENN STATE	w 68-55	12707
FIELD GOALS-ATT	325-751	300-733	* 01/06/19	INDIANA	w 74-63	12707
Field goal pct	.433	.409	* 01/10/19	at Illinois	w 79-69	10770
3 POINT FG-ATT	94-291	65-211	* 01/13/19	NORTHWESTERN	w 80-60	12707
3-point FG pct	.323	.308	* 01/19/19	at Wisconsin	L 54-64	17287
3-pt FG made per game	7.2	5.0	* 01/22/19	MINNESOTA	w 59-57	12707
FREE THROWS-ATT	139-187	106-155	* 01/25/19	at Indiana	w 69-46	17222
Free throw pct	.743	.684	* 01/29/19	OHIO STATE	w 65-49	12707
F-Throws made per game	10.7	8.2	* 02/01/19	at Iowa	L 59-74	15056
REBOUNDS	446	454	* 02/05/19	at Rutgers	w 77-65	8000
Rebounds per game	34.3	34.9	* 02/09/19	WISCONSIN	w 61-52	12707
Rebounding margin	-0.6	-				
ASSISTS	155	128				
Assists per game	11.9	9.8				
TURNOVERS	116	151				
Turnovers per game	8.9	11.6				
Turnover margin	+2.7	-				
Assist/turnover ratio	1.3	0.8				
STEALS	79	56				
Steals per game	6.1	4.3				
BLOCKS	53	51				
Blocks per game	4.1	3.9				
ATTENDANCE	88949	75374				
Home games-Avg/Game	7-12707	6-12562				
Neutral site-Avg/Game	-	0-0				

* = Conference game
1 = Basketball Hall of Fame Tip-Off, Ann Arbor, Mich. (Crisler Center)
2 = Gavitt Games, Villanova, Pa. (Finneran Pavilion)
3 = Basketball Hall of Fame Tip-Off, Uncasville, Conn. (Mohegan Sun)
4 = ACC/B1G Challenge, Ann Arbor, Mich. (Crisler Center)

Score by Periods	1st	2nd	Totals
Michigan	457	426	883
Opponents	369	402	771