

2021-22

# RUTGERS

## MEN'S BASKETBALL



1975, 1976, 1979, 1983, 1989, 1991, 2021



### 2021-22 SCHEDULE/RESULTS

Overall Record: 17-12; Big Ten Record: 11-8  
Home: 13-3; Away: 4-9; Neutral: 0-0

#### NOVEMBER

Wed. 10	Lehigh (B1G+)	W, 73-70 (OT)
Sat. 13	Merrimack (B1G+)	W, 48-35
Tues. 16	NJIT (B1G+)	W, 75-61
Thurs. 18	at DePaul (FS1)	L, 73-70
Mon. 22	Lafayette (B1G+)	L, 53-51
Sat. 27	at UMass (Peacock)	L, 85-83
Tues. 30	Clemson (ESPN2)	W, 74-64

#### DECEMBER

Fri. 3	at Illinois* (ESPN2)	L, 86-51
Thurs. 9	No. 1 Purdue* (Big Ten Network)	W, 70-68
Sun. 12	at No. 23/25 Seton Hall (FS1)	L, 77-63
Thurs. 30	Maine (Big Ten Network)	W, 80-64

#### JANUARY

Sat. 1	CCSU (Big Ten Network)	W, 79-48
Tues. 4	Michigan* (Big Ten Network)	W, 75-67
Sat. 8	Nebraska* (Big Ten Network)	W, 93-65
Tues. 11	at Penn State* (Big Ten Network)	L, 66-49
Sat. 15	at Maryland* (Big Ten Network)	W, 70-59
Wed. 19	Iowa* (Big Ten Network)	W, 48-46
Sat. 22	at Minnesota* (Big Ten Network)	L, 68-65
Tues. 25	Maryland* (Big Ten Network)	L, 68-60
Sat. 29	at Nebraska* (Big Ten Network)	W, 63-61

#### FEBRUARY

Tues. 1	at Northwestern* (Big Ten Network)	L, 79-78
Sat. 5	No. 13 Michigan State* (FS1)	W, 84-63
Wed. 9	No. 16 Ohio State* (BTN)	W, 66-64
Sat. 12	at No. 14 Wisconsin* (FS1)	W, 73-65
Wed. 16	No. 12 Illinois* (Big Ten Network)	W, 70-59
Sun. 20	at No. 5/7 Purdue* (FS1)	L, 84-72
Wed. 23	at Michigan (BTN)	L, 71-62
Sat. 26	No. 13/12 Wisconsin* (BTN)	L, 66-61

#### MARCH

Wed. 2	at Indiana* (Big Ten Network)	W, 66-63
Sun. 6	Penn State* (Big Ten Network)	12 p.m.
Big Ten Tournament (Indianapolis, Ind.)		
Wed. 9-Sun. 14	TBD	

\*Denotes Big Ten Games  
All Times are Eastern and subject to change

**RUTGERS ATHLETIC COMMUNICATIONS**  
Chris Corso, Assistant AD/Communications  
C: 631-241-0112  
email: ccorso@scarletknights.com  
Twitter: @CACorso

### RUTGERS SCARLET KNIGHTS

17-12; 11-8 Big Ten

RV/RV.....	Record
W, 66-63 at Indiana .....	Rankings.....
Steve Pikiell .....	Last result.....
289-245 (.541)/17 .....	Head coach.....
97-89 (.521)/6 .....	Overall/Seasons .....
	At School/Seasons .....

#### HOME FOR SENIOR DAY

The Rutgers men's basketball team (17-12, 11-8 Big Ten) is at home for the regular season finale on Sunday. RU will host Penn State (12-14, 7-11) at noon at Jersey Mike's Arena. The team will hold a pregame ceremony prior to the game at roughly 11:42 a.m. where the team will honor five senior student-athletes and three student managers.

#### THE SENIORS

Rutgers will recognize five seniors prior to the game that have made a tremendous impact on the program: Geo Baker, Ron Harper Jr., Caleb McConnell, Luke Nathan and Ralph Agee. The quintet has played a combined 405 games at RU, starting in 287 of those. In that span, the group has combined to post 3,803 points, 1,455 rebounds, 826 assists, 417 steals and 178 blocks as Scarlet Knights. The group has been a huge part of changing the culture of Rutgers basketball and bringing the program into a new era under head coach Steve Pikiell. Dating back to the 2017-18 season when Baker and Nathan were freshmen, RU has claimed 82 victories. In that time, their contributions to the program have helped the team build from a squad that won just three conference games during their first season to a team with three straight seasons of double-digit Big Ten wins and a historic NCAA Tournament appearance in 2021.

The team will also recognize three student managers for their contributions to the program: Tyler Cook (Sport Management/Communications major from Howell, N.J.), Darren Chu (Pharmacy major from East Brunswick,

### PENN STATE NITTANY LIONS

12-15, 7-12 Big Ten

#### GAMEDAY CENTRAL:

DATE:	March 6, 2022
VENUE:	Jersey Mike's Arena
TIP-OFF:	12 p.m. (ET)
TV:	BTN
PxP:	Jeff Levering
Color:	Jess Settles
RADIO:	RWJBarnabas Health Rutgers Sports Network
	FOX Sports New Jersey 93.5-FM & 1450-AM, XM 384
	WOR 710-AM, Scarlet Knights App
Play-by-Play:	Jerry Recco
Analyst:	Austin Johnson
	WRSU 88.7 FM RU Student Radio

N.J.) and Joseph Zeccino Jr. (Accounting Major from Verona, N.J.). Cook is a four-year member of the program, while Chu and Zeccino have been with the Scarlet Knights for three years.

#### THE PENN STATE MATCHUP

Penn State enters the weekend 12-15, 7-12 following a 60-55 loss to Illinois on Thursday night. The Scarlet Knights are 34-43 all-time and 6-9 against the Nittany Lions as members of the Big Ten. RU has lost the last three games against Penn State, including the meeting earlier this season, as PSU claimed a 66-49 victory at the Bryce Jordan Center.

#### WITH A VICTORY

- Rutgers would claim its 12th Big Ten Conference win of the season, a new program record - The win would be the 14th home win this season, improving RU's record at home to 14-3 this season, 42-8 over the past three seasons, and 32-4 in the last two seasons of





0 GEO BAKER  
Sr. • 6-4 • 185 • G  
Derry, N.H.



1 OSKAR PALMQUIST  
So. • 6-8 • 220 • F  
Kinna, Sweden



2 JALEN MILLER  
Fr. • 6-2 • 200 • G  
Frederick, Md.



3 MAWOT MAG  
So. • 6-7 • 216 • F  
Melbourne, Australia



4 PAUL MULCAHY  
Jr. • 6-6 • 213 • G  
Bayonne, N.J.



5 AUNDRE HYATT  
So. • 6-6 • 227 • F  
Bronx, N.Y.



10 ANDREW FULIN  
So. • 6-6 • 195 • F  
Demarest, N.J.



11 CLIFF OMORUYI  
So. • 6-11 • 240 • C  
Benin City, Nigeria



21 DEAN REIBER  
So. • 6-10 • 225 • F  
Greensboro, N.C.



22 CALEB MCCONNELL  
Sr. • 6-7 • 200 • G  
Jacksonville, Fla.



24 RON HARPER JR.  
Sr. • 6-6 • 245 • G/F  
Franklin Lakes, N.J.



25 AIDEN TERRY  
So.. • 5-10 • 150 • G  
Mt. Washington, Ky.



30 LOGAN STEPHENS  
Fr. • 6-2 • 197 • G  
Decatur, Ga.



35 RALPH GONZALES-AGEE  
GS • 6-8 • 245 • F  
Victorville, Calif.



45 JADEN JONES  
So. • 6-8 • 195 • G/F  
Dallas, Texas



55 LUKE NATHAN  
Sr. • 6-11 • 245 • F/C  
Randolph, N.J.




STEVE PIKIELL  
Head Coach




KARL HOBBS  
Associate Head Coach



BRANDIN KNIGHT  
Associate Head Coach




T.J. THOMPSON  
Assistant Coach



STEVE HAYN  
Chief of Staff



MIKE LARKIN  
Dir. Basketball Operations



RICHARD CAMPBELL  
Athletic Trainer



DAVID VANDYKE  
Asst. AD-Strength & Cond.

No.	Name	Pos.	Ht.	Wt.	Cl.	Hometown/Previous School (s)
0	Geo Baker	G	6-4	185	Sr.	Derry, N.H./Proctor Academy
1	Oskar Palmquist	F	6-8	220	So.	Kinna, Sweden/Marks Gymnasieskola (Sweden)
2	Jalen Miller	G	6-2	200	Fr.	Frederick, Md./Bishop Walsh
3	Mawot Mag	F	6-7	216	So.	Melbourne, Australia/Prolific Prep (Calif.)
4	Paul Mulcahy	G	6-6	213	Jr.	Bayonne, N.J./Gill St. Bernard's
5	Aundre Hyatt	F	6-6	227	So.	Bronx, N.Y./Miller School/LSU
10	Andrew Fulin	F	6-6	195	Jr.	Demarest, N.J./Northern Valley Regional
11	Cliff Omoruyi	C	6-11	240	So.	Benin City, Nigeria/Roselle Catholic
21	Dean Reiber	F	6-10	225	So.	Greensboro, N.C./Northwest Guilford
22	Caleb McConnell	G	6-7	200	Sr.	Jacksonville, Fla./SPIRE Academy (Ohio)
24	Ron Harper, Jr.	G/F	6-6	245	Sr.	Franklin Lakes, N.J./Don Bosco Prep
25	Aiden Terry	G	5-10	160	So.	Mt. Washington, Ky./Aspire Academy/Bullitt Central
30	Logan Stephens	G	6-2	197	Fr.	Decatur, Ga./Woodward Academy
35	Ralph Gonzales-Agee	F	6-8	245	GS	Victorville, Calif./Silverado/San Jose State
45	Jaden Jones	G/F	6-8	220	Fr.	Dallas, Texas / DasCHE Spartans
55	Luke Nathan	F/C	6-11	240	Sr.	Randolph, N.J./Randolph

**Head Coach:** Steve Pikiell (UConn '90)

**Associate Head Coaches:** Karl Hobbs (UConn '84), Brandin Knight (Pittsburgh '05)

**Assistant Coaches:** T.J. Thompson (George Washington '05)

**Staff:** Chief of Staff: Steve Hayn; Director of Basketball Operations: Mike Larkin; Dir. of External Operations: Tom Barrett; Graduate Assistants Mike Sasso and Scott Scherer; Asst. AD/Strength & Cond. David Vandyke; Asst. Dir. Athletic Training: Richard Campbell

**PRONUNCIATIONS**

Mawot Mag..... MUH-watt  
Paul Mulcahy..... mull-KAY-he  
Cliff Omoruyi..... OH-mor-EE  
Steve Pikiell..... PIKE-uhl

**RUTGERS QUICK HITS**

- Rutgers has claimed five ranked wins over Big Ten teams: No. 1 Purdue, No. 12 Illinois, No. 13 Michigan State, No. 14 Wisconsin, and No. 16 Ohio State.
- Rutgers is 7-0 this season when forward Ron Harper Jr. scores 20 or more points in a game. Harper Jr. scored a career-high 31 points at Maryland with a career best of six three-pointers.
- Rutgers is 15-1 this season when holding teams to the "Speed Limit" of 65 points or fewer.
- Rutgers' claimed a victory over No. 1 Purdue on a Ron Harper Jr. buzzer-beating halfcourt shot that marked the highest ranked victory in program history.
- Versus Northwestern, Paul Mulcahy became the first Rutgers player to score 31+ points, have 7+ assists and 7+ rebounds in a game since Corey Sanders in 2016 in the game against Northwestern.
- Senior forward Ron Harper Jr. was named Preseason All-Big Ten Team. He was also selected to the John R. Wodden Award Pre-season Award Watch List and Julius Erving Award Watch List (nation's top SF).
- Harper Jr.'s four double-doubles to start the season was the best streak for an RU player since Keith Hughes had five during the 1991-92 season.
- In 2021, head coach Steve Pikiell was a recipient of the Peter A. Carlesimo Award, presented by the Met Basketball Writers Association to the top coach in the Metropolitan Area.
- Pikiell earned the accolade for the second straight season and became the first coach to win the accolade four times in his career.
- Rutgers men's basketball made it to the NCAA Tournament for the first time since 1991.
- The Scarlet Knights had an opening round victory over No. 7 seed Clemson. that marked RU's first NCAA Tournament win since 1983.
- The Scarlet Knights' win over Clemson marked the highest seeded team defeated in the NCAA Tournament since 1979
- The Scarlet Knights ensured back-to-back winning seasons for the first time in 29 years.

games with fans allowed in the building.  
 - It would be just the second time in the past 18 seasons that RU reached 14 home wins, along with the 2019-20 season.  
 - Rutgers seeks to improve to 16-1 when holding opponents to 65 points or less  
 - Rutgers would claim its first victory over Penn State since Jan. 7, 2020.

**BIG TEN TOURNAMENT SCENARIOS**

Pending weekend results, Rutgers can be seeded between fourth and sixth in the Big Ten Tournament. To earn the No. 4 seed and the resulting "double-bye" to Friday, RU needs a win Sunday and losses by Ohio State (facing Michigan) and Iowa (facing Illinois).

**THE HISTORIC RANKED WINNING STREAK**

With four straight ranked wins last week (No. 13 Michigan State, No. 16 Ohio State, No. 14 Wisconsin, No. 12 Illinois), RU now has:  
 - Five ranked wins on the season, the most ranked wins in one season in program history  
 - Four straight wins over ranked teams, extending RU's program-record streak of consecutive wins over ranked teams  
 - All four ranked wins in that span have come in 4 total consecutive games, also a program first  
 - A 5-0 record in games against ranked Big Ten teams this season (No. 1 Purdue, No. 12 Illinois, No. 13 MSU, No. 14 Wisconsin, No. 16 OSU).  
 - RU now holds a 5-2 record this year against ranked teams  
 - 13 ranked wins under coach Steve Pikiell  
 - Four straight conference wins for Rutgers is the Big Ten's longest active winning streak.  
 - Rutgers holds wins over the top five teams in the current Big Ten standings, and the top seven non-Rutgers teams.  
 - Rutgers' 10th Big Ten win of the year represents the third straight season winning double-digit conference games.  
 - Rutgers has previously only had one other stretch in history winning double-digit conference games, coming from 1988-89 to 1990-91 in the A-10  
 - Rutgers became the first team in NCAA Division I college basketball with wins in four consecutive games coming over ranked teams since Michigan State did so to close out the 2019-20 season  
 In that streak, RU:  
 - Earned its first-ever win at the Kohl Center.  
 Rutgers head coach Steve Pikiell moved past Tom Young for the most ranked wins for a coach in Rutgers program history

**LAST TIME OUT**

Senior forward Ron Harper Jr. drilled a three-pointer with 2.1 seconds left on the clock to send the Rutgers men's basketball team home from Bloomington a 66-63 victory at Assembly Hall on Wednesday night. RU finished the game converting of five of it's last seven field

goal attempts and were led by Harper Jr's game-high 19 points to defeat the Hoosiers in a comeback victory. The Scarlet Knights have won five straight against Indiana and seven of

**SCARLET KNIGHTS IN THE RECORD BOOKS Assists**

1. Eddie Jordan - 585
2. Brian Ellerbe - 495
3. **Geo Baker - 484**

**Three Pointers Made**

1. Ricky Shields - 265
2. Quincy Douby - 251
3. Geoff Billett - 242
4. Myles Mack - 239
5. **Geo Baker - 229**

**Steals**

1. Eddie Jordan - 220
2. Myles Mack - 211
3. Rashod Kent - 189
4. James Bailey - 178
- t-5. Rob Hodgson - 176
- t-5. **Geo Baker - 176**
7. Mike Jones - 175
8. Rick Dadika - 159
9. **Caleb McConnell - 147**

**Points**

7. Myles Mack - 1,658
8. Eddie Jordan - 1,632
9. **Geo Baker - 1,606**
10. Eric Riggins - 1,604
11. Ricky Shields - 1,579
12. Roy Hinson - 1,525
13. Geoff Billett - 1,480
14. **Ron Harper Jr. - 1,475**

**Field Goals Made**

6. Eddie Jordan - 665
7. Roy Hinson - 618
- t-8. Quincy Douby - 581
- t-8. **Geo Baker - 581**

**Blocks**

20. **Mike Jones - 77**
- 
- Ron Harper Jr. - 73**
- Geo Baker - 70**

**SINGLE SEASON RECORDS STEALS**

1. Mike Dabney (1975-76) - 111
2. Eddie Jordan (1975-76) - 104
3. Eddie Jordan (1976-77) - 104
4. Rick Dadika (1988-89) - 77
5. **Caleb McConnell (2021-22) - 67**
- t-7. Steve Worthy (1992-93) - 62
- t-7. Phil Sellers (1975-76) - 62

**ASSISTS**

1. Eddie Jordan (1976-77) - 202
2. Eddie Jordan (1975-76) 174
3. Rodney Duncan (1977-78) 169
4. Rich Brunson (1982-83) - 152
- t-5. Brian Ellerbe (1984-85) - 149
- t-5. **Paul Mulcahy (2021-22) - 149**
7. Myles Mack (2013-14) - 142
8. Tom Brown (1978-79) - 141
9. Brian Ellerbe (1983-84) - 139

**SINGLE SEASON FIELD GOAL PERCENTAGE (MIN. 100 ATT)**

1. Rashod Kent (1998-99) - .667
2. Rashod Kent (2000-01) - .643
3. Kevin Black (1982-83) - .629
4. Myles Johnson (2020-21) - .628
5. Gene Armstead (1972-73) - .616
- t-6. Rich Brunson (1982-83) - .613
- t-6. **Clifford Omoruyi (2021-22) - .613**



the past eight matchups against the Hoosiers. RU claimed its fourth road win of the season, tying last season's squad for the most ever road wins in Big Ten play.

#### **MCCONNELL A DPOY CANDIDATE**

Caleb McConnell is having a stellar season on defense with 67 steals, which is currently seventh in the nation. McConnell leads the Big Ten Conference in steals and leads in steals-per-game (2.32). He had back-to-back-to-back games of over four+ steals to key wins over No. 13 Michigan State (four) and No. 16 Ohio State (four) and No. 13 Wisconsin (six). His 21 steals over a five game stretch tied him for second most in the Big Ten since 2002-03. His chase-down block to deny a breakaway layup against OSU sparked a 10-0 run for the team to close the game. He tied a career-high with six steals against Wisconsin.

#### **PIKIELL BUILDING SUCCESS IN THE BIG TEN**

With 11 conference wins the Scarlet Knights are on the verge of setting a new record for the program's most Big Ten wins in one season. Pikiell has led RU to a 32-27 Big Ten regular season record over the past 2 and a half seasons. Pikiell was 13-43 in his first three seasons building Rutgers in the conference. RU was just 16-76 in their first five years in the league.

#### **STUDENT-ATHLETE SCARLET KNIGHTS**

The Scarlet Knights continued to excel in the classroom in 2021-22. The team term GPA was 3.082 and the team cumulative GPA was 3.240. Luke Nathan earned a perfect 4.0 in his graduate program courses. Jalen Miller, Oskar Palmquist & Logan Stephens earned Dean's List honors (3.50 term GPA w/12 or more credits). 11 students (73% of roster) earned a term GPA of 3.00 or higher. A total of 12 students (80% of roster) hold a cum GPA of 3.00 or higher. The success of Steve Pikiell's Scarlet Knights in the classroom is the best in RU's history.

#### **BAKER CO-BIG TEN PLAYER OF THE WEEK**

Senior guard Geo Baker earned the Big Ten Conference Co-Player of the Week, marking the second time in Baker's career that he won Big Ten Player of the Week and the second time an RU player has ever won the award. Baker led the way in the 66-64 victory over Ohio State with a game-high 25 points and had 16 points in a win at Wisconsin. He was also named All-Met Player of the Week Baker joined RU legend Eddie Jordan as the only two players in program history to reach 1,550-plus points, 450-plus assists, 350-plus rebounds, and 150-plus steals.

#### **PAUL MULCAHY'S ELITE WEEK**

Paul Mulcahy has truly taken his game to the next level in this current stretch. The Bayonne, N.J. native had his first career double-double against Michigan State as he had a career-high

12 assists to go with 15 points. He became the first RU player with 12 assists in a regulation game since Earl Johnson in 1997. That performance came following up a career-high outing of 31 points at Northwestern. He has scored in double-figures for seven straight games for the first time in his career. Prior to this season, he had never scored in double-figures in four games total in either his freshman or sophomore season. Mulcahy's line of 8.9 points and 4.8 assists per game on the season represent career bests.

#### **OMORUYI FOR MOST-IMPROVED**

Clifford Omoruyi has been the most-improved Scarlet Knight so far this season and is among the most-improved players in the country. In his freshman season last year he played 14.9 minutes-per-game and scored 3.8 points-per-game along with 4.0 rebounds-per-game. So far this season, he is averaging 11.8 points-per-game and 8.0 rebounds per-game and 28 minutes-per-game. Omoruyi had a career-high 22 points at Northwestern, 17 points against Michigan State and 14 rebounds against Iowa. He has five double-doubles this season and is shooting 61.0% from the field. He enters the game against Penn State second in the nation in dunks (80), just two behind Western Kentucky's Jamarion Sharp (82).

#### **DOWN GOES NO. 1**

The Scarlet Knights made history on December 9 with a 70-68 defeat of No. 1 Purdue, the first victory in program history over a top ranked team. Ron Harper Jr. launched in a buzzer-beating three-pointer to give RU the victory and send the fans at Jersey Mike's Arena storming onto the court to celebrate. Harper Jr. led the way in the game with a career-high 30 points, his most ever against a Big Ten team, becoming just the second Rutgers' player ever to post 30+ points in Big Ten conference play. He became the first player to score 30 points and hit a buzzer beater to beat the AP No. 1 team in the country in the history of college basketball. The win marked:

- Rutgers' first ever win over a No. 1 ranked team.
- Rutgers' highest ranked win since a victory over No. 2 UCLA on Dec. 3, 1981.
- Rutgers' fourth straight win over the Boiler-makers, the third active four-game winning streak over a Big Ten foe.
- Rutgers' 11th top-10 win all-time

#### **WIN OVER NO. 13 MICHIGAN STATE**

The Scarlet Knights took down No. 13 Michigan State, claiming back-to-back wins of 20+ points over the Spartans. Rutgers claimed its second straight win over Michigan State following a 67-37 home victory last season. Last season's win was RU's first ever over MSU following losses in the previous 10 matchups. RU had their high-

est margin victory (21 points) over a ranked opponent in school history. RU shot 61.5 percent from the field, which marks the best field goal percentage in a Big Ten Conference game in school history.

#### **WIN OVER NO. 16 OHIO STATE**

The Scarlet Knights defeated No. 16 Ohio State, 66-64 just four days following the win over No. 13 Michigan State. A 10-0 run fueled by a stretch of perfect play on the offensive and defensive sides of the ball gave the team their first back-to-back victories against ranked opponents since January of 2008, when RU defeated No. 18 Villanova (Jan. 23) and No. 13 Pittsburgh (Jan. 26). In a game that featured 16 lead changes, Rutgers defense stood strong in the final four minutes where the Buckeyes did not score a point and made just one of their last 12 field goals.

#### **HISTORIC DEFENSIVE EFFORT OVER IOWA**

The Scarlet Knights had a hard-fought victory over Iowa with Steve Pikiell's patented defensive style coming into play. Facing the number one scoring offense in the Big Ten, RU held them to a season-low in points in a 48-46 win. RU limited Iowa to 27.9% shooting from the field in holding them below 70 points in conference play for the first time this season and under 50 points for the first time since 2019. Down the stretch, Rutgers' stifled Iowa's offensive opportunities as they made just four field goals over the final 17 minutes of the contest. RU tied a season-high with 10 blocks, its most ever in a Big Ten game.

#### **HISTORIC WIN OVER MICHIGAN**

The Scarlet Knights defeated the Michigan Wolverines for the first time in school history with the 75-67 victory at Jersey Mike's Arena. The Wolverines are the last team in the Big Ten for RU to defeat for the last time. As a team, Rutgers had 20 assists, the second-most ever by a Scarlet Knight team in a Big Ten game. Rutgers' 11 three-pointers tied for the team's most-ever in a Big Ten game. Rutgers held the lead in the game from start-to-finish. Seniors Geo Baker and Ron Harper Jr. led the way with 47 combined points in the game. Baker had a season and game-high 27 points.

#### **INDIVIDUAL PLAYER NOTES**

##### **GEO BAKER**

- Won Co-Big Ten Player of the Week after 41 combined points in the wins over Ohio State and Wisconsin
- In five seasons at Rutgers (2017-22) has played in 142 games with 125 starts
- In that time, he has averaged 11.3 points, 3.4 assists, 2.7 rebounds and 1.2 steals, shooting 38.5 percent from the field and 32.4 percent from three-point distance.
- Had 27 points versus Michigan, 25 points and seven three-pointers made against Minnesota,

the most three pointers for an RU player against a Big Ten opponent in school history and 25 points against Ohio State.

- Missed four games this season due to injury (hamstring/flu) prior to return against Seton Hall.
- Earned reputation as of the nation's most clutch shot-makers
- Three-time All-Big Ten, three-time All-Met selection and three-time Academic All-Big Ten

**CALEB MCCONNELL**

- Has played four seasons at Rutgers, seeing action in 111 games with 57 starts.
- At 2.32 steals per game and 65 total assists, leads the the Big Ten.
- Had a season-high 16 points against Clemson
- Had double-double featuring career-high 12 rebounds at Seton Hall.
- Had career-highs in both steals (six) and assists (nine) at UMass.
- Tied career-high in steals (six) at Wisconsin.

**RON HARPER JR.**

- Leads team with 15.8 points-per-game
- Had career-highs of 31 points and six three pointers made against Maryland.
- Had 29 points in the victory over Nebraska and shot a perfect 10-10 at the free-throw line.
- Started the 2021-22 season with four consecutive double-doubles
- Led the way with 30 points and made a memorable buzzer-beating three-pointer to defeat No. 1 Purdue.
- Two-time Metropolitan Player of the Week following performances vs. Purdue and Michigan/Nebraska
- In four seasons at Rutgers, has played in 114 games with 11 starts.
- Nominated as a top 10 finalist on the 2022 Julius Irving Award Watch List given to the nation's best SF.

**PAUL MULCAHY**

- Has spent three seasons at Rutgers, playing in 88 games with 50 starts.
- Had a career-high 31 points, 7 rebounds and 7 assists in loss to NW. First Scarlet Knight with over 30 points, 7 rebounds and 7 assists since Corey Sanders in Feb. of 2016.
- Posted career-high 12 assists vs. MSU for first career double-double.
- Mulcahy leads the Big Ten in conference play in assists (105 and 5.83 per game).
- Mulcahy is averaging 5.2 assists per game overall. The last Rutgers player to average more assists over a full season was Brian Ellerbe when he dished out 6.2 per game during the 1984-1985 season.
- Averaging career-bests with 9.1 points-per-game, 4.1 rebounds and 5.2 assists-per-game.

**CLIFF OMORUYI**

- Pronunciation: O-MOR-EE

- Having a breakout season averaging 11.8 points-per-game and leading the team with 8.0 rebounds.
- Set career-highs with 22 points in loss to Northwestern and 14 rebounds against Iowa.
- Has five double-doubles on the season.

**MAWOT MAG**

- Had career-highs of 13 points and 7 rebounds in win over Neb. on 4-4 shooting.
- Returned against Maryland after missing the last two and a half games with a mouth injury suffered in the first half against Michigan.

**AUNDRE HYATT**

- Spent three seasons at LSU, redshirting as a true freshman
- Had a season-high and RU career-high of 13 points in the game against Nebraska.
- Appeared in 24 games in 2020-21 with 15

starts for an LSU squad that earned a No. 8 seed in the NCAA tournament

- Shined in LSU's 1st round NCAA Tournament win over St. Bonaventure, posting a double-double with 13 points and 10 rebounds, while adding four blocks and two assists

**RALPH GONZALES-AGEE**

- Had a season-high 14 points in 13 minutes played at UMass.
- Has four seasons of collegiate experience, including two at San Jose State and one each CSU Dominguez-Hills and East LA College).

**DEAN REIBER**

- Valuable reserve center had a career-high 10 points against Nebraska
- Posted career-high 12 points on 5-of-6 shooting in win over No. 13 Michigan State.

LAST TIME...	
RU Scored 100+ Points	Feb. 3, 2016; Illinois 110, Rutgers 101 (3OT)
RU Scored 90-99 Points	Jan. 8, 2021; Rutgers 93, Nebraska 65
RU Scored 40 or Fewer Points	March 3, 2014; No.5 Louisville 92, Rutgers 31
RU Allowed 100+ Points	Feb. 3, 2016; Illinois 110, Rutgers 101 (3OT)
RU Allowed 90-99 Points	March 12, 2021; No. 3 Illinois 90, Rutgers 68
RU Allowed 40 or Fewer Points	Nov. 13, 2021; Rutgers 48, Merrimack 35
RU Defeated a Nationally Ranked Opponent	Feb. 16, 2022; Rutgers 70, No. 12 Illinois 59
RU Defeated a Top-10 Opponent	Dec. 9, 2021; Rutgers 70, No. 1 Purdue 68
RU Won via Buzzer-Beating Shot	Dec. 9, 2021; Rutgers 70, No. 1 Purdue 68 (Ron Harper Jr.)
RU Won in Overtime	Nov. 10, 2021; Rutgers 73, Lehigh 70
RU Won in Double Overtime	Dec. 29, 2012; Rutgers 85, No. 10 Florida 83
RU Won in Triple Overtime	Feb. 27, 1988; Rutgers 119, UMass 114
Opponent Won in Overtime	Feb. 1, 2022; Northwestern 79, Rutgers 78
Opponent Won in Double Overtime	Feb. 25, 1971; Syracuse 88, Rutgers 81
Opponent Won in Triple Overtime	Feb. 3, 2016; Illinois 110, Rutgers 103
RU Won by 30+ Points	Jan. 1, 2021; Rutgers 79, Central Connecticut State 48
RU Lost by 30+ Points	Jan. 15, 2019; Purdue 89, Rutgers 54
RU Held Under 40 Points	Nov. 29, 2014; No. 8/7 Virginia 45, Rutgers 26
RU Held Opponent Under 40 Points	Nov. 13, 2021; Rutgers 48, Merrimack 35
All 5 RU Starters Scored in Double Figures	Jacob Young (17), Geo Baker (13), Ron Harper Jr. (13), Montez Mathis (13), Myles Johnson (16) Jan. 2, 2021; No. 10 Iowa 77, No. 14 Rutgers 75
6 RU Players Scored in Double Figures:	Clifford Omoruyi (17), Ron Harper Jr. (17), Paul Mulcahy (16), Dean Reiber (12), Geo Baker (12), Caleb McConnell (12) Feb. 5, 2022; Rutgers 84, No. 13 Michigan State 63
RU Committed Four Turnovers or Less	February 18, 2021; 3, No. 3 Michigan 71, Rutgers 64
RU Player Had 10 or More Assists	Geo Baker (10)
RU Had Two or More Players Score 20+ Points	Feb. 24, 2021; Rutgers 74, Indiana 63 Geo Baker (27), Ron Harper Jr. (20)
RU Had Two or More Players Score 25+ Points	Jan. 4 2022; Rutgers 75, Michigan 67 JJ Moore (27), Myles Mack (25)
Two RU Players Had Double-Doubles	Feb. 1, 2014; Rutgers 93, Houston 70
RU Player Had a Triple-Double	Ron Harper Jr. (13 points, 11 rebounds), Clifford Omoruyi (11 points, 13 rebounds) Nov. 13, 2021; Rutgers 48, Merrimack 35
RU Player Had Quadruple Nickel	Roy Hinson (24 pts., 10 reb., 10 blocks) Mar. 2, 1983, Rhode Island
RU Players Had 15 or More Rebounds	Geo Baker (11 pts, 5 reb., 5 ast., 5 stls) Jan. 28, 2021; Michigan State
RU Player Had Six or More Steals	Myles Johnson (16) Dec. 14, 2020; Rutgers 74, Maryland 60
RU Player Had Seven or More Blocks	Caleb McConnell (6) Feb. 12, 2022; Rutgers 73, Wisconsin 65
RU Player Scored 30-39 Points	Myles Johnson (7) Feb. 24, 2021; Rutgers 74, Indiana 63
RU Player Scored 40+ Points	Paul Mulcahy (31) February 1, 2022; Northwestern
RU Opponent Scored 30-39 Points	Quincy Douby (41) Feb. 1, 2006; Syracuse
RU Opponent Scored 40+ Points	Payton Willis (32) Jan. 22, 2022; Minnesota
	Marcus Hatten (44) March 6, 2003; St. John's



**Geo Baker**

Points..... 29 vs. Bryant, 11/21/17  
 FGM.....10 (4x) last vs. Michigan (1-4-21)  
 3FG ..... 7 (2x) last at Minnesota, 1/22/22  
 FTs..... 8 vs. Indiana (1-30-19)  
 Rebounds..... 8 (3x) last vs. Maryland (2-21-21)  
 Assists..... 11 vs. FDU (12-9-17)  
 Blocks ..... 3 (3x) last vs. Iowa (1-19-22)  
 Steals ..... 5 (2x) last vs Michigan State (1-28-21)  
 Minutes .....43 at Minnesota (3-6-21)

**Ralph Gonzales-Agee**

Points.....22 vs. Air Force (1-30-21)  
 FGM.....9 vs. Air Force (1-30-21)  
 3FG ..... 2 vs. Pepperdine(12-20-19)  
 FTs..... 7 vs. Boise State (12-31-20)  
 Rebounds ..... 14 vs. Air Force (1-30-21)  
 Assists..... 3 vs. Fresno Pacific (12-29-20)  
 Blocks ..... 4 vs. Utah State (2-25-20)  
 Steals ..... 3 vs. New Mexico (1-23-20)  
 Minutes ..... 40 vs. Air Force (1-30-21)

**Caleb McConnell**

Points .....25 at Illinois (2-9-19)  
 FGM..... 8 (2x) last at Nebraska (1-3-20)  
 3FG .....3 (4x) last vs. Stephen F. Austin (11-20-19)  
 FTs..... 12 vs. Purdue (1-28-20)  
 Rebounds ..... 12 (2x) last at Seton Hall (12-12-21)  
 Assists ..... 9 at UMass (11-27-21)  
 Blocks ..... 3 vs. No. 13 Wisconsin (2-26-22)  
 Steals ..... 6 (2x) last at Wisconsin (2-12-22)  
 Minutes ..37 (2x) last vs. No. 13 Wisconsin (2-26-22)

**Luke Nathan**

Points ..... 3 vs. CCNY (11-10-17)  
 FGM.....1 (3x) last vs. CCSU (1-1-22)  
 FTs .....1 (2x) last vs. FDU (12-9-17)  
 Rebounds ..... 5 vs. FDU (12-9-17)  
 Blocks ..... 1 (2x) last vs. CCSU (1-1-22)  
 Minutes ..... 10 vs. CCNY (11-10-17)

**Ron Harper, Jr.**

Points.....31 at Maryland (1-15-22)  
 FGM..... 12 vs. NJIT (11-26-19)  
 FTs..... 12 vs. No. 20 Penn State (1-7-20)  
 3FG .....6 at Maryland (1-15-22)  
 Rebounds..... 13 vs. NJIT (11-16-21)  
 Assists.....5 (3x) last at UMass (11-27-21)  
 Blocks ..... 3 (2x) last vs. No. 16 Ohio State (2-9-22)  
 Steals ..... 4 (2x) vs. Lehigh (11-10-21)  
 Minutes ..... 39 (2x) last at Northwestern (2-1-22)

**Aundre Hyatt**

Points.....13 2x last vs. Nebraska (1-8-22)  
 FGM..... 5 vs. St. Bonaventure (3-20-21)  
 3FG .....2 (9 times)  
 FT ..... 4 vs. St. Louis (11-28-20)  
 Assists.....3 at DePaul (11-18-21)  
 Rebounds ..... 10 vs. St. Bonaventure (3-20-21)  
 Blocks ..... 4 vs. St. Bonaventure (3-20-21)  
 Steals ..... 3 vs. Michigan (3-22-21)  
 Minutes ..... 33 vs. Alabama (3-14-21)

**Mawot Mag**

Points.....13 (2x) vs. Nebraska (1-29-22)  
 FGM..... 5 at UMass (11-27-21)  
 3FG .....2 at Illinois (12-3-21)  
 FTs.....4 (2x) vs. Nebraska (1-29-22)  
 Rebounds..... 7 vs. Nebraska (1-29-22)  
 Assists.....3 at DePaul (11-18-21)  
 Blocks ..... 2 vs. Merrimack (11-13-21)  
 Steals ..... 3 at Michigan (2-23-22)  
 Minutes ..... 29 vs. Purdue (12-9-21)

**INDIVIDUAL CAREER HIGHS**

**Paul Mulcahy**

Points.....31 at Northwestern (2-1-22)  
 FGM.....10 at Northwestern (2-1-22)  
 3FG .....4 vs. Maine (12-30-21)  
 FTs..... 9 at Northwestern (2-1-22)  
 Rebounds.....9 (2x) last vs. Hofstra (11-29-20)  
 Assists ..... 12 vs. Michigan State (2-9-22)  
 Blocks ..... 2 vs. FDU (11-27-20)  
 Steals ..... 4 (2x) last vs. Nebraska (1-29-22)  
 Minutes .....43 at Northwestern (2-1-22)

**Cliff Omoruyi**

Points.....22 at Northwestern (2-1-22)  
 FGM..... 9 (2x) last at Northwestern (2-1-22)  
 3FG ..... 1 vs. No. 3 Illinois (3-12-21)  
 FTs..... 6 vs. Purdue (2-20-22)  
 Rebounds..... 14 vs. Iowa (1-19-22)  
 Assists ..... 2 (3x) last vs. No. 1 Purdue (12-9-21)  
 Blocks ..... 4 (2x) last at Indiana (3-2-22)  
 Steals ..... 3 vs. No. 1 Purdue (12-9-21)  
 Minutes ..... 35 (2x) last at Northwestern (2-1-22)

**Dean Reiber**

Points.....12 vs. Michigan State (2-5-22)  
 FGM..... 5 vs. Michigan State (2-5-22)  
 3FG .....2 (2x) last 12 vs. Michigan State (2-5-22)  
 FTs.....2 (2x) last vs. Hofstra (11-29-20)  
 Rebounds..... 4 (2x) last vs. Nebraska (1-8-22)  
 Assists ..... 2 vs. vs. Lehigh (11-10-21)  
 Blocks ..... 2 (2x) last vs. CCSU (1-1-22)  
 Steals ..... 1 (4x) last at Minnesota, 1/22/22  
 Minutes ..... 16 (2x) last vs. Nebraska (1-8-22)

**Oskar Palmquist**

Points.....4 vs. Maine (12-30-21)  
 FGM ..... 2 (3x) last vs. Maine (12-30-21)  
 3FG ..... 1 (4x) last vs. Nebraska (1-29-22)  
 FTs..... 2 (2x) last at UMass (11-27-21)  
 Rebounds..... 3 vs. Syracuse (12-8-20)  
 Assists ..... 2 vs. Syracuse (12-8-20)  
 Blocks .....  
 Steals ..... 1 (2x) last vs. Purdue (12-29-20)  
 Minutes ..... 11 vs. Syracuse (12-8-20)

**Jalen Miller**

Points..... 4 vs. Nebraska (1-8-22)  
 Assists .....2 at Illinois (12-03-21)  
 FG ..... 2 (2x) last at Illinois (12-03-21)  
 FTs..... 2 vs. Nebraska (1-29-22)  
 Steals ..... 2 vs. Nebraska (1-8-22)  
 Rebounds..... 3 vs. Nebraska (1-8-22)  
 Blocks ..... 1 (2x), last at Penn State (1-11-22)  
 Minutes ..... 18 vs. CCSU (1-1-22)

**Jaden Jones**

Points..... 11 at UMass (11-27-21)  
 FGM ..... 5 at UMass (11-27-21)  
 3FG ..... 1 (3x) last vs. DePaul (11-18-21)  
 FTs..... 3 vs. Merrimack (11-13-21)  
 Rebounds..... 4 at UMass (11-27-21)  
 Assists ..... 2 (2x) last vs. CCSU (1-1-22)  
 Blocks ..... 1 vs. CCSU (1-1-22)  
 Steals ..... 2 at Illinois (12-03-21)  
 Minutes ..... 20 vs. Clemson (11-30-21)

**Aiden Terry**

Rebounds.....3 vs. Nebraska (1-8-22)  
 Assists.....1 vs. Nebraska (1-8-22)

**2021-22**

**GAME BY GAME LEADERS/CO-LEADERS**

**Double-Digit Scoring**

	21-22	Career
Geo Baker	15	87
Ron Harper, Jr.	24	73
Caleb McConnell	6	26
Clifford Omoruyi	21	22
Paul Mulcahy	12	18
Aundre Hyatt	2	4*
Ralph Gonzales-Agee	1	19
Jaden Jones	2	2
Mawot Mag	3	3*
Dean Reiber	2	2

**20+ Point Games**

	21-22	Career
Ron Harper Jr.	8	21
Geo Baker	3	11
Clifford Omoruyi	1	1
Paul Mulcahy	1	1
Caleb McConnell	0	2
Ralph Gonzales-Agee	0	1*

**30+ Point Games**

	21-22	Career
Ron Harper Jr.	2	3
Paul Mulcahy	1	1

**10+ Rebound Games**

	21-22	Career
Ron Harper Jr.	5	12
Clifford Omoruyi	9	10
Caleb McConnell	1	3
Ralph Gonzales-Agee	0	2*

**Double-Doubles**

	21-22	Career
Ron Harper	5	11
Clifford Omoruyi	6	7
Caleb McConnell	1	3
Geo Baker	0	2
Ralph Gonzales-Agee	0	2*
Paul Mulachy	1	1

**Led Team in Scoring**

	21-22	Career
Ron Harper Jr.	16	39

	21-22	Career
Geo Baker	5	30
Caleb McConnell	1	7
Clifford Omoruyi	7	8
Paul Mulcahy	1	1
<b>Led Team in Rebounding</b>	<b>21-22</b>	<b>Career</b>
Clifford Omoruyi	20	23
Ron Harper Jr.	4	13
Caleb McConnell	2	9
Geo Baker	0	3
Paul Mulcahy	3	7
Aundre Hyatt	0	2*
Ralph Gonzales-Agee	0	1*
Jaden Jones	1	1
<b>10+ Assist Games</b>	<b>21-22</b>	<b>Career</b>
Geo Baker	0	2
Paul Mulchhy	1	1
<b>5+ Assist Games</b>	<b>21-22</b>	<b>Career</b>
Geo Baker	5	37
Paul Mulcahy	12	22
Ron Harper Jr.	1	2
Caleb McConnell	2	5
<b>3+ Steal Games</b>	<b>21-22</b>	<b>Career</b>
Geo Baker	3	18
Caleb McConnell	10	17
Paul Mulcahy	3	6
Ron Harper, Jr.	4	6
Aundre Hyatt	1	1
Mawot Mag	1	1
Cliff Omoruyi	1	1
Ralph Gonzales-Agee	0	1*
<b>3+ Block Games</b>	<b>21-22</b>	<b>Career</b>
Aundre Hyatt	1	2*
Clifford Omoruyi	5	6
Geo Baker	2	3
Ron Harper Jr.	1	2
Ralph Gonzales-Agee	0	1*
Dean Reiber	1	1
Caleb McConnell	1	1

\*-includes games from previous school



MISCELLANEOUS STATISTICS: 2021-22 SEASON

<b>Most points scored</b>	93..... vs. Nebraska
<b>Fewest points scored</b>	48..... (2x) Merrimack and Iowa
<b>Most points allowed</b>	86..... at Illinois
<b>Fewest points allowed</b>	35..... vs. Merrimack
<b>Largest halftime lead</b>	30..... vs. CCSU
<b>Largest halftime deficit</b>	20..... at Illinois
<b>Most points in any half</b>	49 vs. ....Nebraska (2nd half)
<b>Fewest first-half points</b>	16..... vs. Merrimack
<b>Most points allowed, first half</b>	43..... 2x vs. Illinois, at Northwestern
<b>Fewest points allowed, first half</b>	14..... vs. CCSU
<b>Fewest points allowed, second half</b>	12..... vs. Merrimack
<b>Largest margin of victory</b>	31..... vs. CCSU (79-48)
<b>Smallest margin of victory</b>	2..... 4x (vs. Purdue, vs. Iowa, vs. Neb, OSU)
<b>Largest margin of defeat</b>	35..... at Illinois (86-51)
<b>Smallest margin of defeat</b>	1..... at Northwestern (79-78)
<b>Largest lead</b>	47..... vs. CCSU (79-48 final)
<b>Largest lead blown</b>	17..... at UMass (2nd half)
<b>Team Season Highs</b>	
<b>Field Goals</b>	35.....2x, last vs. Nebraska
<b>Three-Pointers</b>	11..... vs. Michigan
<b>Free Throws Made</b>	18..... vs. Lehigh
<b>Rebounds</b>	49..... 2x, last vs. CCSU
<b>Assists</b>	25..... 2x, last vs. CCSU
<b>Steals</b>	14..... vs. Lehigh
<b>Blocks</b>	10..... 2x, last vs. Iowa
<b>Turnovers Forced</b>	23..... vs. Lafayette
<b>Player Season Highs</b>	
<b>Points</b>	31..... Ron Harper Jr., at Maryland
	31..... Paul Mulcahy, at Northwestern
<b>Field Goals</b>	10..... 3x, last Ron Harper Jr., at Maryland
	10..... Paul Mulcahy, at Northwestern
<b>Three-Pointers</b>	7..... Geo Baker at Minnesota
<b>Free Throws Made</b>	10..... Ron Harper Jr. vs. Nebraska
<b>Rebounds</b>	14..... Clifford Omoruyi vs. Iowa
<b>Assists</b>	12..... Paul Mulcahy vs. Michigan State
<b>Steals</b>	6..... Caleb McConnell vs. Maine and Wisconsin
<b>Blocks</b>	4..... Cliff Omoruyi (2x) last at Indiana

RUTGERS ALL-TIME WINS OVER RANKED OPPONENTS

Jan. 5, 1974.....	#19 SYRACUSE.....	W.....	93-79
Feb. 22, 1975.....	at #17 LaSalle.....	W.....	96-84
Feb. 2, 1976.....	at #17 Princeton.....	W.....	75-62
March 6, 1976.....	vs. #16 St. Johns.....	W.....	70-67
Feb. 19, 1977.....	vs. #10 Cincinnati.....	W.....	89-70
Dec. 10, 1977.....	#13 ST. JOHN'S.....	W.....	72-61
Jan. 28, 1978.....	#10 SYRACUSE.....	W.....	77-73
March 10, 1979.....	vs. #11 Georgetown.....	W.....	64-58
Dec. 3, 1981.....	vs. #8 UCLA.....	W.....	57-54
Feb. 27, 1982.....	#6 WEST VIRGINIA.....	W.....	74-64
Nov. 27, 1990.....	#23 MISSOURI.....	W.....	68-60
Dec. 7, 1991.....	#24 UNLV.....	W.....	91-85 (OT)
Dec. 20, 1997.....	at #16 Temple.....	W.....	72-63
Feb. 21, 1998.....	#21 SYRACUSE.....	W.....	62-58
March 4, 1998.....	vs. #23 West Virginia.....	W.....	75-72
Jan. 18, 1999.....	#18 SYRACUSE.....	W.....	74-71
Feb. 4, 2001.....	at #22 Seton Hall.....	W.....	70-64
Jan. 5, 2002.....	#24 GEORGETOWN.....	W.....	89-87
Jan. 30, 2002.....	#17 CONNECTICUT.....	W.....	61-53
Feb. 2, 2002.....	#14 SYRACUSE.....	W.....	82-74
Feb. 17, 2002.....	#13 MIAMI.....	W.....	64-61
Jan. 29, 2003.....	#24 SYRACUSE.....	W.....	68-65
March 1, 2003.....	#9 NOTRE DAME.....	W.....	95-82
Jan. 10, 2004.....	#25 PROVIDENCE.....	W.....	65-64
Jan. 28, 2006.....	#22 LOUISVILLE.....	W.....	65-56
Jan. 23, 2008.....	#18 VILLANOVA.....	W.....	80-68
Jan. 26, 2008.....	at #13 Pittsburgh.....	W.....	77-64
Feb. 14, 2010.....	#7 GEORGETOWN.....	W.....	71-68
Feb. 10, 2011.....	#9 VILLANOVA.....	W.....	77-76
Dec. 29, 2011.....	#10 FLORIDA.....	W.....	85-83 (2OT)
Jan. 7, 2012.....	#8 CONNECTICUT.....	W.....	67-60
Jan. 5, 2013.....	#24 PITTSBURGH.....	W.....	67-62
Jan. 11, 2015.....	#4 WISCONSIN.....	W.....	67-62
Dec. 16, 2017.....	#15 SETON HALL.....	W.....	71-65
Jan. 9, 2019.....	#16 OHIO STATE.....	W.....	64-61
March 2, 2019.....	at #22 Iowa.....	W.....	86-72
Dec. 14, 2019.....	#22 SETON HALL.....	W.....	68-48
Jan. 7, 2020.....	#20 PENN STATE.....	W.....	72-61
Feb. 15, 2020.....	#22 ILLINOIS.....	W.....	72-57
March 3, 2020.....	#9 MARYLAND.....	W.....	78-67
Dec. 20, 2020.....	#13 ILLINOIS.....	W.....	91-88
Dec. 9, 2021.....	#1 PURDUE.....	W.....	70-68
Feb. 5, 2022.....	#13 MICHIGAN STATE.....	W.....	84-63
Feb. 9, 2022.....	#16 OHIO STATE.....	W.....	66-64
Feb. 12, 2022.....	at #14 Wisconsin.....	W.....	73-65
Feb. 16, 2022.....	#12 ILLINOIS.....	W.....	70-59

PIKIELL VS. RANKED

Head Coach Steve Pikiell has been at the helm of the Scarlet Knights for wins over 13 ranked foes as the head coach while at Rutgers.

With the victory over No. 16 Ohio State, he moved past Tom Young for the most ranked wins for a coach in Rutgers program history.

The OSU victory marked consecutive games with a ranked win for RU for the first time since 2008. The win at No. 14 Wisconsin marked the first time RU had 3 ranked wins in consecutive games in school history.

Pikiell has claimed wins over No. 1 Purdue, No. 9 Maryland, No. 12 Illinois, No. 13 Michigan State, No. 13 Illinois, No. 14 Wisconsin, No. 15 Seton Hall, No. 16 Ohio State, No. 16 Ohio State, No. 20 Penn State, No. 22 Iowa and No. 22 Seton Hall.

stadium signage, score-

HOLDING OPPONENTS UNDER 40

In the shot clock era, Rutgers has held an opponent under 40 points 11 times. Steve Pikiell has been the head coach in 7 (\*) of those contests.

- 48-35 win over Merrimack\*, 11/13/21
- 67-37 win over Michigan State\*, 1/28/21
- 86-39 win over Niagara\*, 11/10/19
- 63-36 win over E. Michigan\*, 11/19/18
- 64-39 win over Coppin State\*, 11/19/17
- 70-38 win over Cleveland St. \*, 11/14/17
- 79-37 win over CCSU\*, 12/6/16
- 62-39 win at Pittsburgh, 1/11/12
- 60-36 win over Columbia, 11/18/02
- 76-37 win over Stony Brook, 11/28/01
- 53-39 win vs. Princeton, 12/27/00 (MSG)

WELCOME TO JERSEY MIKE'S ARENA

Rutgers Athletics and Jersey Mike's Subs have reached a multi-year agreement to make the fast-casual sub sandwich franchise an official naming rights partner of Rutgers Athletics. This partnership between Rutgers and Jersey Mike's pairs two homegrown New Jersey brands, both on a path of tremendous growth and success over the past several years. As part of the agreement, Jersey Mike's will enjoy significant brand exposure through signage in and around the arena, including exterior

board signage, campus

signage and logo placement on the court. Additionally, Jersey Mike's will receive promotion through a variety of print, digital, radio and TV assets.

INCOMING SIGNED

Rutgers men's basketball has two players signed to join the program next season: Derek Simpson and Andre Woolfork.

Simpson is a local product that played competitive in AAU basketball for the South Jersey Titans. He averaged a team-high 20.6 points-per-game and 4.9 assists-per-game for Lenape High School, recently becoming the program's all-time leading scorer. Simpson is the son of Ron Simpson, who played three seasons at Rider University and scored over 1,700 points in his career with the Broncs.

Woolfork is an exciting basketball prospect that also received offers to play college football at tight end. The multi-sport athlete from Brush, Ohio has the frame to play the forward position at a Big Ten level. His imposing size and his under-the-radar potential make him a key part of Pikiell's 2022 class.





# STEVE PIKIELL

Head Coach • Sixth Season at Rutgers, 17th Season Overall

A father of four who has led the resurgence of Rutgers Basketball, both on and off the court, Steve Pikiell has spent six seasons as head coach of the Scarlet Knights. Under Pikiell's leadership, the team returned to the NCAA Tournament in 2021, making its first NCAA Tournament appearance since 1991.

With 30 years of coaching experience, the Bristol (Conn.) native is under contract to remain courtside at the

RAC through 2025-26. The 19th head coach in the history of Rutgers men's basketball, Pikiell has been instrumental in turnarounds throughout his playing and coaching career that have resulted in conference championships and NCAA berths.

### The 2021-22 Season

- (10-5) start to the Big Ten schedule, the best start in the conference in school-history through 15 games.
- Led the Scarlet Knights to their first-ever win against a No. 1 ranked team in Purdue, the highest-ranked victory in RU's history.
- Led the program to RU's first-ever victory over Michigan, marking a defeat over every Big Ten team.
- Led the team to their first back-to-back-to-back wins over ranked opponents.
- Led RU to their first ever victory at Wisconsin.
- Became RU's leading head coach on the all-time ranked wins list (13).
- Rutgers was awarded National Team of the Week by ESPN and NCAA.com March Madness this past week.

### The 2020-21 Season

- Recipient of the Peter A. Carlesimo Award, presented by the Met Basketball Writers Association to the top coach in the Metropolitan Area. Pikiell earned the accolade for the second straight season and became the first coach to win the accolade from the MBWA four times in his career.
- Led the program to the NCAA Tournament for the first time since 1991.
- Guided the Scarlet Knights to an opening round victory over No. 7 seed Clemson that marked RU's first NCAA Tournament win since 1983.
- The Scarlet Knights' win over No. 7 seed Clemson in the opening round marked the highest seeded team defeated in the NCAA Tournament since 1979, before falling to an eventual Final Four team in No. 2 seed Houston.
- While facing a strength of schedule ranked as the second toughest in the nation by ESPN.com, Rutgers went 16-12 overall, ensuring back-to-back winning seasons for the first time in 29 years.
- Under Pikiell's leadership, Rutgers won 10 Big Ten Conference games, and has earned 21 Big Ten wins over the past two seasons. RU finished tied for sixth in the nation's top-rated conference.
- The team spent 11 weeks nationally ranked or receiving votes in the AP Poll, peaking at No. 11 in the nation.
- In the regular season, RU earned wins over five teams that qualified for the NCAA Tournament - No. 1 seed Illinois, No. 4 seed Purdue, No. 10 seed Maryland, No. 11 seed Michigan State and No. 11 seed Syracuse.

### The 2019-20 Season

- Recipient of the 2019-20 Jim Phelan Award, presented annually to the nation's top Division I coach, and Peter A. Carlesimo Award, present-

ed by the Met Basketball Writers Association to the top coach in the Metropolitan Area

- Was one of 15 coaches on the Naismith Coach of the Year Late 2020 Season Watch List.
- Rutgers joined the rankings for the first time in 41 years, since the final 1978-79 AP Poll (No. 18).
- The Scarlet Knights were No. 24/25 & No. 25/25 in the Jan. 20 & 27 polls, respectively. RU was ranked or receiving votes for eight weeks. -
- RU captured its first 20-win regular season in 37 years, since 1982-83, and first 20-win season overall since 2003-04 and had first winning season in 14 years, since 2005-06 (19-14).
- Led Scarlet Knights to most conference victories (11) in 29 years, since 1990-91 (14-4; A-10), while also posting its first winning league record in 29 years
- Secured the most home regular season wins in the nation (18) and set a program record for home wins in a season.
- Tied for fifth in the Big Ten Conference, the nation's top-rated league per Ken Pomeroy, after being selected 12th in the preseason media poll.
- Earned RU's first opening round bye in a conference tournament in 25 years, since the 1995 Atlantic 10 Championship.
- Opened the RWJBarnabas Health Athletic Performance Center to help further the mission of bringing winning back to Piscataway. The 307,000-square-foot, four-story sports facility and parking deck held its grand opening on Sept. 12, 2019, and provides state-of-the-art practice facilities, training areas, locker room and office space for men's basketball.
- Has welcomed four-star signees from New Jersey in three consecutive classes, with Cliff Omoruyi (2020) joining Paul Mulcahy (2019) and Ron Harper, Jr. (2018) in electing to stay home.

### The 2018-19 Season

- Rutgers was recognized as the nation's Most Improved Team by Sports Illustrated. The Scarlet Knights improved 70 positions in the KenPom.com rankings, best among all Power conference programs.
- Led Rutgers to seven league victories, its most in conference play in 13 years, while competing with a roster ranked 330th in experience.

### CAREER DIVISION I HEAD COACHING RECORD

Year	School	Record	Pct.	National Finish
2005-06	Stony Brook	4-24	.143	—
2006-07	Stony Brook	9-20	.310	—
2007-08	Stony Brook	7-23	.233	—
2008-09	Stony Brook	16-14	.533	—
2009-10	Stony Brook	22-10	.688	NIT First Round
2010-11	Stony Brook	15-17	.469	—
2011-12	Stony Brook	22-10	.688	NIT First Round
2012-13	Stony Brook	25-8	.758	NIT Second Round
2013-14	Stony Brook	23-11	.676	CBI First Round
2014-15	Stony Brook	23-12	.657	CBI First Round
2015-16	Stony Brook	26-7	.788	NCAA First Round
2016-17	Rutgers	15-18	.469	—
2017-18	Rutgers	15-19	.441	—
2018-19	Rutgers	14-17	.452	—
2019-20	Rutgers	20-11	.645	—
2020-21	Rutgers	16-12	.571	NCAA Second Round
2021-22	Rutgers	17-12	.592	—
<b>TOTALS</b>		<b>289-245</b>	<b>(.540)</b>	

Stony Brook 192-157 .550 (11 seasons)  
 Rutgers 97-89 .520 (Six seasons)





Projected to finish 14th in the preseason, Rutgers tied for 10th in the Big Ten standings.

- Rutgers' schedule ranked 31st nationally in difficulty per Ken Pom, toughest among all New York Metro programs. 61 percent (19/31) of games were against opponents that earned 2019 NCAA Championship (15) or National Invitation Tournament (4) berths.
- Rutgers concluded its season 75th in the KenPom ratings, the program's best rank since concluding its 2005-06 campaign at No. 71.
- With wins over No. 16 Ohio State and at No. 22 Iowa, the Scarlet Knights earned victories over two ranked league opponents for the first time since 2007-08.
- Rutgers had five sell-outs at the RAC, its most since 2004-05 (7) and average attendance improved 31.1%.
- Welcomed a four-recruit signing class that included multiple four-star players for the first time at Rutgers since 2008.

#### The 2017-18 Season

- Rutgers advanced to the Big Ten Conference quarterfinals at Madison Square Garden via wins over Minnesota and five-time national champion Indiana. It marked the first time RU won two conference tournament games since 1998.
- Despite playing the second toughest conference schedule in the Big Ten according to Ken Pom analysis for the second straight year, Rutgers ranked 17th nationally in both scoring defense (64.8) and offensive rebounding (13.15), while placing 27th in 3-point FG% defense (27.0).
- The Scarlet Knights ranked among the top three in the Big Ten in eight statistical categories, including leading the league in offensive rebounding and 3-point FG% defense. RU accomplished these improvements while playing 10 games against programs that advanced to the round of 32 in the NCAA Tournament.
- Defeated No. 15 Seton Hall 71-65 before 8,318 fans at the RAC on Dec. 16, 2017 in the annual Garden State Hardwood Classic. Rutgers was honored as the NABC D-I National Team of the Week for its win over the Pirates.
- Rutgers enjoyed multiple home sell-outs at the RAC in the same season for the first time since 2011. The 8,325 attendance vs. Purdue (Feb. 3, 2108) was the largest at the RAC in 15 years.

#### The 2016-17 Season

- Began tenure with a 9-1 start, the best head-coaching debut in Rutgers men's basketball history.
- The Scarlet Knights more than doubled their overall win total, while tripling their conference victory total.
- Rutgers achieved a plus-117 rank improvement in RPI, as well as major NCAA ranking improvements in rebound margin (+299), scoring defense (+272), three point FG defense (+247), offensive rebounds (+244), rebounds (+232), field goal percentage defense (+226) and blocks (+114).
- The Scarlet Knights ranked among the top 100 in 10 NCAA statistical categories, including among the top 50 in seven, after ranking among the top 150 in just two statistical categories in 2015-16.
- Posted an undefeated home mark in non-conference play and jumped-out to a 6-0 record, the sixth-best undefeated start in the 110-year history of the program.
- Played 17 games, 52% of its schedule, against programs that earned NCAA (13) or NIT (4) bids.
- Rutgers out-rebounded opponents in 11 of 18 conference games, after winning the boards in just three league contests the prior year.
- Ten Big Ten games were decided in single digits after suffering 15 conference losses by double digits in 2015-16.
- In the Classroom and Community:
- The program earned a 3.537 GPA in the spring semester, the highest ever
- The team GPA for the 2019-20 academic year was 3.237
- 100% of the roster earned a 3.0 in the 2020 spring semester, with nine posting a 3.5 or better, and 11 student-athletes holding a cumulative GPA of 3.0 or better.

- In the NCAA Graduate Success Rate (GSR) report, the team achieved a score of 80. The score ranked seventh among Big Ten Conference programs and was 60 points ahead of the national average.
- The team's Academic Progress Rate (APR) score was 984, which ranked fifth among Big Ten programs.
- Program has maintained 100% team participation in Rutgers Leadership Development community service initiatives during his tenure.
- The team has sponsored charity exhibitions, hosted youth clinics, volunteered at Elijah's Promise Soup Kitchen in New Brunswick, participated in the SAAC Holiday Toy Giveaway, visited children at RWJBarnabas Health facilities around the state and participates annually in the Tunnel to Towers 5K Run.

#### Prior to Rutgers:

- Led Stony Brook to six postseason appearances over seven years and was the 2016 America East Conference Coach of the Year.
- During his tenure, the Seawolves won four America East regular season championships, achieved 22 or more victories on six occasions and captured five conference player of the year awards.
- A four-time America East Coach of the Year, compiled a 119-48 (.713) record over his final five seasons at Stony Brook.
- Served as an assistant at George Washington under Karl Hobbs from 2001-05. In 2004-05, the Colonials earned 22 wins, their most since 1997-98 and the second most in 50 years, en route to a top 20 ranking. The team won its first Atlantic 10 title, earning an automatic NCAA Tournament bid.
- Prior to GW, served as an assistant at Central Connecticut State (1997-01) which, before his arrival, had never posted a winning season at the Division I level. During his tenure at CCSU, the Blue Devils notched an 81-63 (.563) record, including a 25-6 mark in 1999-2000 and a bid to the 2000 NCAA tournament. It marked the school's first NCAA berth.
- After one season with the New Haven Skyhawks of the USBL (1992), spent three years as an assistant at Yale (1992-95). Moved on to take over as interim head coach at Wesleyan, a Division III school in Middletown, Conn. for one year.
- Began his coaching career at UConn in 1991-92 with a roster that featured future NBA players Donyell Marshall, Chris Smith, Scott Burrell, Donny Marshall and Kevin Ollie.

#### Personally

- Pikiell (52) and his wife Kate are the proud parents of four children: Brooke (21), John Patrick (19), Olivia (17) and Kevin (14). Brooke is a senior in the Big Ten on the Northwestern women's basketball team. John Patrick attends Rutgers. Olivia will play lacrosse at the University of North Carolina.
- A 1990 graduate of Connecticut with a bachelor's degree in finance.
- One of nine children who grew up with three brothers and five sisters. As a player:
- Was a four-year letterwinner and two-time team captain at Connecticut from 1987-91 under head coach Jim Calhoun. After placing ninth in the Big East with a 4-12 record his freshman season, UConn won its first Big East title and advanced to the Elite Eight and Sweet 16 during the two years he captained the Huskies.
- As a senior, helped No. 11 seeded UConn to a 79-62 win over Shaquille O'Neal and No. 6 seed LSU in the round of 64. Played in 106 career games and averaged 8.2 points a game.
- Was the recipient of the UConn Club Senior Athlete Award for outstanding contributions to UConn Athletics.
- Enjoyed a storied career at St. Paul Catholic High School. A three-time all-state selection, he had his No. 21 jersey retired by the school and ranks among its all-time leaders in points, assists and steals.
- Was inducted into Bristol's Hall of Fame in 2006.

Rutgers Big Ten Game Records  
(since 2014-15)

**INDIVIDUAL**

**Points**

1. 39.....Sanders, Corey; Illinois; 2/3/16 (30T) (FR)
2. 31.....Harper Jr., Ron; at Maryland 1/15/21  
31.....Sanders, Corey; Purdue; 2/3/18  
31.....Mulcahy, Paul; Northwestern; 2/1/22
3. 30.....Sanders, Corey; Northwestern; 2/13/18 (OT)  
30.....Harper Jr., Ron; No. 1 Purdue; 12/9/21
5. 29.....Harper Jr., Ron; at Iowa; 1/22/20  
29.....Harper Jr., Ron; vs. Nebraska; 1/8/22
6. 28.....Sanders, Corey; at Nebraska; 2/6/16 (FR)  
28.....Sanders, Corey; vs Indiana; 3/1/18 (B1G)  
28.....Harper Jr., Ron; vs. Illinois; 12/20/20
9. 27.....Harper Jr., Ron; at Iowa; 3/2/19 (FR)  
27.....Harper Jr., Ron; vs. Illinois; 2/15/20  
27.....Harper Jr., Ron; at Maryland; 12/14/20  
27.....Baker, Geo; vs. Michigan; 1/4/22
12. 26.....Mack, Myles; at Minnesota; 1/17/15
13. 25.....Baker, Geo; vs Purdue; 3/2/18 (B1G) (FR)  
25.....McConnell, Caleb; at Illinois; 2/9/19 (OT) (FR)  
25.....Baker, Geo; vs Northwestern; 2/9/20 (OT)  
25.....Mathis, Montez; vs. Purdue; 12/29/20  
25.....Baker, Geo; at Minnesota; 1/22/22  
25.....Baker, Geo; vs. Ohio State; 2/9/22

**Field Goals**

1. 14.....Sanders, Corey; Illinois; 2/3/2016 (30T)
2. 13.....Sanders, Corey; Purdue; 2/3/18
3. 12.....Sanders, Corey; at Nebraska; 2/6/16 (FR)  
12.....Sanders, Corey; vs Indiana; 3/1/18 (B1G)
5. 11.....Sanders, Corey; Northwestern; 2/13/18 (OT)  
11.....Sanders, Corey; vs Purdue; 3/2/18 (B1G)  
11.....Harper Jr., Ron; vs. Illinois; 2/15/20
8. 10.....Numerous players

**Field Goals Attempted**

1. 33.....Sanders, Corey; Illinois; 2/3/16 (30T) (FR)
2. 27.....Sanders, Corey; Purdue; 2/3/18
3. 23.....Sanders, Corey; at Michigan St.; 1/10/18 (OT)
4. 22.....Sanders, Corey; Northwestern; 2/13/18 (OT)
5. 20.....Baker, Geo; vs Purdue; 3/2/18 (B1G) (FR)  
20.....Sanders, Corey; at Nebraska; 2/6/16 (FR)  
20.....Sanders, Corey; Purdue; 1/18/16 (FR)  
20.....Sanders, Corey; vs Minnesota 2/28/18 (B1G)  
20.....Sanders, Corey; vs Indiana; 3/1/18 (B1G)  
20.....Sanders, Corey; vs Purdue; 3/2/18 (B1G)  
20.....Harper Jr., Ron; at Ohio State; 12/23/20

**Field Goal Percentage (8 made)**

1. 100.0.....McConnell, Caleb; at Neb. 1/3/20 (8-8)
2. 80.0.....McConnell, Caleb; at Illinois; 2/9/19 (8-10) (OT) (FR)
3. 78.5.....Harper Jr., Ron; vs. Illinois; 2/15/20
4. 76.9.....Mulcahy, Paul; Northwestern; 2/1/22
5. 75.0.....Paul Mulcahy, at Maryland; 1/15/22
6. 71.4.....Harper Jr., Ron; at Iowa; 1/22/20 (10-14)
7. 69.2.....Harper Jr., Ron; at Iowa; 3/2/19 (9-13) (FR)
8. 66.7.....Jack, Kadeem; at Penn State; 1/24/15 (8-12)  
66.7.....Harper Jr., Ron; vs Indiana; 2/24/21 (8-12)  
66.7.....Harper Jr., Ron; No. 1 Purdue; 12/9/21 (10-15)
9. 64.3.....Laurent, Jonathan; Illinois; 2/3/16 (9-14) (FR)
10. 64.2.....Omoruyi, Clifford Northwestern; 2/1/22
11. 62.5.....Jack, Kadeem; at Michigan; 3/7/15 (10-16)
12. 61.5.....Jack, Kadeem; Wisconsin; 1/11/15 (8-13)  
61.5.....Ron Harper Jr.; vs. Nebraska; 1/8/22(8-13)

**3-Point FGs**

1. 7.....Baker, Geo; at Minnesota; 1/22/22
2. 6.....Harper Jr. Ron, at Maryland; 1/15/22  
6.....Baker, Geo; vs Indiana; 2/24/21
4. 5.....Harper Jr., Ron; vs. Illinois; 2/15/20  
5.....Harper Jr., Ron; at Maryland; 12/14/20

- 5.....Harper Jr., Ron; vs. Illinois; 12/20/20
- 5Johnson, Nigel; vs. Northwestern; 3/9/17 (B1G)
- 5.....Mathis, Montez; vs. Purdue; 12/29/20
- 5.....Harper Jr., Ron; No. 1 Purdue; 12/9/21
- 5.....Harper Jr., Ron; vs. Michigan; 1/4/22
- 5.....Harper Jr., Ron; at Indiana; 3/2/22

**3-Point FGs Attempted**

1. 14.....Baker, Geo; at Minnesota; 1/22/22
- 11.....Sanders, Corey; Illinois; 2/3/16 (FR) (30T)  
11.....Baker, Geo; vs Indiana; 2/24/21
3. 10.....Mack, Myles; at Maryland; 1/14/15  
10.....Harper Jr., Ron; at Ohio State; 12/23/20  
10.....Harper Jr., Ron; No. 1 Purdue; 12/9/21

**Free Throws**

1. 12.....Harper Jr., Ron; vs. Penn State; 1/7/20  
12.....McConnell, Caleb; vs. Purdue; 1/28/20
3. 10.....Harper Jr., Ron; vs. Nebraska; 1/8/22
4. 9.....Sanders, Corey; Illinois; 2/3/16 (FR) (30T)  
9.....Omoruyi, Eugene; Penn State; 3/6/19  
9.....Mulcahy, Paul; Northwestern; 2/1/22
5. 8.....Baker, Geo; Indiana; 1/30/19  
8.....Grier, Omari; at Ohio State 1/13/16  
8.....Mack, Myles; at Minnesota; 1/17/15  
8.....Mack, Myles; at Purdue; 2/26/15  
8.....Omoruyi, Eugene; at Indiana, 3/10/19  
8.....Yeboah, Akwasi; vs Northwestern; 2/9/20 (OT)

**Free Throws Attempted**

1. 13..... Sanders, Corey; Illinois; 2/3/216 (FR) (30T)
2. 12..... Sanders, Corey; Illinois; 2/25/18  
12.....Harper Jr., Ron; Penn State; 1/7/20  
12.....McConnell, Caleb; vs. Purdue; 1/28/20
4. 11..... Omoruyi, Eugene; Penn State, 3/6/19  
11..... Omoruyi, Eugene; at Indiana, 3/10/19  
11.....Mulcahy, Paul; Northwestern; 2/1/22
6. 10..... Daniels, Bishop; at Purdue; 2/26/15  
10.....Mathis, Montez; Northwestern; 1/18/19 (FR)  
10.....Mathis, Montez; Nebraska; 1/21/19 (FR)  
10.....Harper Jr., Ron; vs. Nebraska; 1/8/22

**Free Throw Percentage (7 made)**

1. 100.0.....Harper Jr., Ron; Penn State; 1/7/20 (12-12)
- 100.0.....Baker, Geo; Indiana; 1/30/19 (8-8)
- 100.0.....Grier, Omari; at Ohio State; 1/13/16 (8-8)
- 100.0.....Williams, Mike; Nebraska; 1/9/16 (7-7)
- 100.0.....Harper Jr., Ron; Nebraska; 1/8/22 (10-10)

**Rebounds**

1. 16.....Jack, Kadeem; Maryland; 3/3/15  
16.....Lewis, Greg; Illinois; 2/3/16 (30T)
- 16.....Johnson, Myles; at Maryland; 12/14/20
4. 14.....Myles Johnson; at Nebraska; 1/3/20  
14.....Johnson, Myles; vs Michigan State; 1/28/21  
14 Johnson, Myles; vs Northwestern; 2/13/21  
14.....Omoruyi, Cliff; vs. Iowa; 1/19/22
8. 13.....Johnson, Myles; Illinois; 12/20/20  
13.....Johnson, Myles; Indiana; 3/11/21  
13.....Omoruyi, Cliff; Maryland; 1/25/22  
13.....Omoruyi, Cliff; Illinois; 2/16/22
11. 12.....Foreman, D.J.; at Michigan State; 1/31/16  
12.....Freeman, Deshawn; at Minnesota; 12/3/17  
12.....McConnell, Caleb; Minnesota; 1/19/20  
12.....Johnson, Myles; vs. Wisconsin; 1/15/21  
12.....Harper Jr., Ron; at Indiana 1/24/21  
12.....Johnson, Myles; vs. Minnesota; 2/4/21  
12.....Omoruyi Cliff; vs. Michigan; 1/4/22  
12.....Omoruyi Cliff; at Penn State; 1/11/22  
12.....Omoruyi Cliff; at Indiana; 3/2/22

**Assists**

1. 12.....Mulcahy, Paul; Michigan State; 2/5/22  
12.....Sanders, Corey; Illinois; 2/3/16 (FR) (30T)
- 10.....Baker, Geo; vs Indiana; 2/24/21
2. 9.....Sanders, Corey; Iowa; 1/21/16 (FR)  
9.....Baker, Geo; at Iowa; 3/2/19  
9.....Mulcahy, Paul; at Minnesota; 1/22/22
5. 8.....Mack, Myles; at Minnesota; 1/17/15  
8.....Mack Myles; at Indiana; 1/31/15  
8.....Sanders, Corey; Iowa; 1/17/18  
8.....Mulcahy, Paul; No. 1 Purdue; 12/9/21
9. 7.....Daniels, Bishop; at Illinois; 2/16/16  
7.....Baker, Geo; vs. Illinois; 2/15/20  
7.....Young, Jacob; vs Indiana; 2/24/21  
7.....Geo Baker; vs. Indiana; 3/11/21 B1G  
7.....Baker, Geo; vs. Michigan; 1/4/22  
7.....Geo Baker, at Maryland; 1/15/22  
7.....Mulcahy, Paul; vs. Iowa; 1/19/22  
7.....Mulcahy, Paul; vs. Maryland; 1/25/22  
7.....Mulcahy, Paul; Northwestern; 2/1/22

**Steals**

1. 6.....McConnell Caleb; Wisconsin; 2/12/22
2. 5.....Daniels, Bishop; Indiana; 12/30/15  
5.....Freeman, Deshawn; vs Indiana; 3/1/18  
5.....Baker, Geo; vs. Iowa; 2/16/19  
5.....Baker, Geo; vs Michigan State; 1/28/21
6. 4.....Young, Jacob; at Michigan; 2/1/20  
4.....Baker, Geo; Iowa; 1/17/18 (FR)  
4.....McConnell, Caleb; at Ohio St.; 2/2/19 (FR)  
4.....Etou, Junior; Ohio State; 2/8/15  
4.....Freeman, Deshawn; at Purdue; 1/3/18  
4.....Mack, Myles; vs Minnesota; 3/11/15  
4.....Sanders, Corey; at Michigan; 1/27/16 (FR)  
4.....Sanders, Corey; at Illinois; 1/30/18  
4.....Williams, Mike; Ohio State; 2/13/16  
4.....Baker, Geo; Nebraska; 1/29/22  
4.....Mulcahy, Paul; Nebraska; 1/29/22  
4.....Mulcahy, Paul; Northwestern; 2/1/22  
4.....McConnell, Caleb; Michigan State; 2/5/22  
4.....McConnell, Caleb; Ohio State; 2/9/22  
4.....McConnell, Caleb; Wisconsin; 2/12/22  
4.....McConnell, Caleb; Illinois; 2/16/22

**Blocks**

1. 7.....Johnson, Myles; vs Indiana; 2/24/21
2. 5.....Johnson, Myles; vs. Nebraska; 1/25/20  
5.....Johnson, Myles; at Indiana 1/24/21  
5.....Johnson, Myles; vs Mich. State; 1/28/21
5. 4.....Johnson, Myles; vs Northwestern; 2/13/21  
4.....Johnson, Myles; at Nebraska; 3/1/21  
4.....Omoruyi, Cliff; Nebraska; 1/29/22  
4.....Omoruyi, Cliff; at Indiana; 3/2/22

**TEAM**

**Points**

1. 101.....Illinois; 2/3/16 (30T)
2. 93.....vs. Nebraska; 1/8/22
3. 91.....Illinois; 12/20/20
4. 94.....at Illinois; 2/9/19 (OT)
5. 86.....at Iowa; 3/2/19
6. 85.....at Purdue; 2/26/15
7. 84.....Michigan State; 2/5/22
8. 81.....vs. Purdue; 12/29/20
9. 80.....at Minnesota; 1/17/15  
80.....Iowa; 1/17/18  
80.....at Iowa; 1/22/20

**Field Goals**

1. 39.....Illinois; 2/3/16 (30T)
2. 37.....at Illinois; 2/9/19 (OT)
3. 35.....vs. Nebraska; 1/8/22
4. 34.....at Nebraska; 1/3/19



**FGs Attempted**

- 1. 85.....Illinois; 2/3/16 (30T)
- 2. 83.....at Michigan; 2/1/20
- 3. 74.....at Minnesota; 12/3/17
- 4. 73.....at Illinois; 2/9/19 (OT)
- 5. 71.....Iowa; 1/2/21

**Field Goal Percentage (20 made)**

- 1. 61.5.....Michigan State; 2/5/22 (32-52)
- 2. 58.3.....vs. Nebraska; 1/8/22 (35-60)
- 3. 58.0.....vs Indiana; 3/1/18 (29-50) (B1G)
- 4. 54.0.....at Nebraska; 1/3/19
- 5. 54.3.....Wisconsin; 1/11/15 (25-46)
- 6. 53.7.....Iowa; 1/17/18 (29-54)
- 7. 53.2.....Ohio State; 2/5/22 (25-47)
- 7. 53.1.....vs Minnesota; 2/4/21 (26-49)
- 8. 52.6.....at Michigan; 3/7/15 (30-57)
- 9. 52.1.....vs. No. 1 Purdue; 12/9/21 (25-48)
- 10. 51.....at Wisconsin; 2/12/22 (25-49)

**Three-Point Field Goal Percentage (5 made)**

- 1. 71.4.....vs. Minnesota; 2/23/16 (5-7)
- 2. 62.5.....vs. Wisconsin; 1/5/18 (5-8)
- 3. 58.0.....at Wisconsin; 2/12/22 (7-12)
- 4. 55.8.....Nebraska; 1/8/22 (10-18)
- 5. 53.3.....vs. Minnesota; 3/5/16 (8-15)
- 6. 52.4.....vs. Purdue; 12/29/20
- 7. 50.0.....at Purdue; 3/7/20 (9-18)
- 50.0.....vs. Purdue; 2/3/18 (6-12)
- 50.0.....vs. No. 1 Purdue; 12/9/21 (7-14)
- 8. 47.8.....vs. Iowa; 2/16/19 (11-23)
- 9. 47.8.....vs. Michigan 1/4/22(11-23)

**3-Point FGs**

- 1. 11.....at Iowa; 3/2/19
- 11.....vs. Purdue; 12/29/20
- 11.....vs Indiana; 2/24/21
- 11.....vs. Michigan 1/4/22
- 5. 10.....at Ohio State; 12/23/20
- 10.....vs. Nebraska; 1/8/22
- 10.....at Maryland; 1/15/22
- 6. 9.....at Purdue; 3/7/20
- 9.....at Ohio State; 2/12/20
- 9.....at Maryland; 12/14/20
- 9.....Iowa; 1/2/21
- 10. 8.....Illinois; 2/3/16 (30T)
- 8.....Michigan State; 11/30/18
- 8.....Illinois; 12/20/20
- 8.....at Indiana 1/24/21
- 8.....vs Maryland 1/25/22

**3-Point FGs Attempted**

- 1. 28.....at Iowa; 2/10/21
- 28.....vs Indiana; 2/24/21
- 2. 27.....at Minnesota; 1/22/22
- 3. 26.....Michigan State; 11/30/18
- 4. 25.....Illinois; 2/3/16 (30T)
- 25.....at Ohio State; 12/23/20

**Free Throws**

- 1. 34.....vs. Northwestern; 2/9/20 (OT)
- 2. 28.....at Purdue; 2/26/15
- 3. 25.....vs. Purdue; 1/28/20
- 4. 23.....at Indiana; 3/10/19
- 5. 22.....Penn State; 1/7/20
- 22.....at Maryland; 1/15/22
- 22.....Northwestern; 2/1/22
- 6. 21.....Illinois; 2/25/18
- 7. 20.....Nebraska; 1/9/16

**Free Throws Attempted**

- 1. 36.....vs. Purdue; 1/28/20

- 2. 34.....at Purdue; 2/26/15
- 3. 31.....Illinois; 2/25/18
- 4. 30.....at Indiana; 3/10/19
- 5. 29.....Penn State; 1/7/20
- 6. 28.....Penn State; 1/3/15
- 28.....Nebraska; 1/9/16
- 28.....at Ohio State; 1/13/16

**Free Throw Percentage (10 made)**

- 1. 92.9.....vs. Nebraska; 1/8/22
- 2. 91.2.....vs. Illinois; 2/15/20
- 3. 90.9.....vs. Indiana; 12/30/15 (10-11)
- 4. 88.0.....at Wisconsin; 2/12/22 (16-18)
- 5. 87.5.....vs Northwestern; 2/13/21 (14-16)
- 6. 86.7.....at Michigan State; 1/10/18 (13-15) (OT)

**Rebounds**

- 1. 52.....Illinois; 2/3/2016 (30T)
- 2. 51.....at Michigan 2/1/20
- 3. 50.....vs. Wisconsin 1/15/21
- 4. 49.....vs Minnesota; 2/28/18 (B1G)
- 49.....vs. Iowa; 1/19/22
- 49.....Northwestern; 2/9/20 (OT)
- 7. 48.....at Nebraska; 1/3/19
- 8. 46.....Illinois; 2/16/22
- 9.. 45.....Indiana; 1/30/19
- 45.....Michigan State; 12/5/17
- 45.....Penn State; 3/6/19
- 45.....Minnesota; 1/19/20

**Assists**

- 1. 23.....vs. Nebraska; 1/8/22
- 2. 22.....vs Indiana; 2/24/21
- 22.....Michigan State; 2/5/22
- 4. 19.....Iowa; 1/2/21
- 5. 18.....at Iowa; 2/10/21
- 18.....Illinois; 2/3/16 (30T)
- 18.....Iowa; 1/17/18
- 18.....Nebraska; 3/13/19 (B1G)
- 18.....at Maryland; 12/14/20
- 18.....at Penn State; 1/21/21
- 18.....vs. No. 1 Purdue; 12/9/21
- 8. 17.....at Iowa; 1/22/20
- 17.....Iowa; 1/21/16
- 17.....at Illinois; 2/9/19 (OT)
- 17.....vs. Maryland; 3/3/20
- 17.....at Minnesota; 1/22/22
- 17.....vs Maryland 1/25/22

**Steals**

- 1. 14.....Indiana; 12/30/15
- 14.....vs Michigan State; 1/28/21
- 3. 13.....at Michigan State; 1/5/21
- 4. 11.....Iowa; 1/2/21
- 11.....Northwestern; 2/1/22
- 5. 10.....at Illinois; 1/30/18
- 10.....Ohio State; 2/13/16
- 10.....Iowa; 2/16/19
- 10.....at Penn State; 2/26/20
- 10.....vs. Michigan; 1/4/22
- 10.....Nebraska; 1/29/22
- 10.....at Wisconsin; 2/12/22

**Blocks**

- 1. 10.....vs Indiana; 2/24/21
- 10.....vs. Iowa; 1/19/22
- 10.....Nebraska; 1/29/22
- 2. 9.....Penn State; 1/7/20
- 9.....Ohio State; 2/9/22
- 9.....Illinois; 2/16/22
- 5. 8.....Penn State; 1/3/15
- 8.....at Minnesota; 12/3/17

- 8.....Penn State; 3/6/19
- 8.....Illinois; 12/20/20
- 8.....Iowa; 1/2/21
- 8.....vs Northwestern; 2/13/21
- 8.....at Maryland; 1/15/22

**Fewest Turnovers**

- 1. 3.....at No. 3 Michigan;2/18/21
- 2. 6.....Wisconsin; 1/5/18
- 6.....vs. Purdue; 12/29/20
- 4. 7.....Michigan State; 11/30/18
- 7.....Minnesota; 1/19/20
- 7.....vs. Maryland; 3/3/20
- 7.....vs Maryland 1/25/22

**Turnovers Forced**

- 1. 23.....Indiana; 12/30/15
- 2. 21.....vs Michigan State; 1/28/21
- 21.....Northwestern; 2/1/22
- 3. 20.....at Northwestern; 1/31/21
- 4. 18.....at Michigan State; 1/5/21
- 18.....Purdue; 1/28/20

**Fewest Points Allowed**

- 1. 37.....vs Michigan State; 1/28/21
- 2. 46.....Northwestern; 12/30/14
- 46.....vs. Iowa; 1/19/22
- 3. 50.....Indiana; 1/15/20
- 50.....vs Northwestern; 2/13/21
- 50.....vs. Indiana; 3/11/21 B!G
- 5. 51.....Penn State; 1/3/15
- 6. 52.....Minnesota; 2/23/16
- 7. 54.....Michigan; 1/20/15
- 54.....Minnesota; 2/28/18 (B1G)
- 8. 56.....at Northwestern; 2/13/19
- 56.....at Maryland; 2/4/20
- 56.....at Northwestern; 1/31/21
- 11. 57.....vs. Illinois; 2/15/20

**Field Goal Percentage Against**

- 1. 27.9.....vs. Iowa; 1/19/22
- 2. 28.6.....at Illinois; 1/11/20
- 28.6.....vs Michigan State; 1/28/21
- 3. 28.8%.....vs. Penn State; 1/3/15
- 4. 29.3%.....Nebraska; 1/29/22
- 5. 31.1.....vs. Illinois; 2/15/20
- 6. 31.7%.....vs. Indiana; 1/15/20
- 31.7%.....vs. Nebraska. 1/3/20
- 8. 32.7%.....vs Northwestern; 2/13/21
- 9. 33.3%.....vs. Wisconsin (MSG); 1/28/17
- 33.3%.....at Maryland; 1/15/22
- 11. 33.8%.....at Purdue; 3/7/20
- 12. 34.0%.....at Maryland; 2/4/20

B1G - Big Ten Tournament game

FR - Freshman



**RUTGERS GAME-BY-GAME STATS**

Opponent	Date	Score		Total		3-Pointers		Free throws		Rebounds										
				FG-FGA	PCT	3FG-3FGA	PCT	FT-FTA	PCT	OFF	DEF	TOT	AVG	PF	A	TO	BLK	STL	PTS	AVG
Lehigh	11/10/2021	73-70	Wot	27-72	.375	1-13	.077	18-25	.720	13	28	41	41.0	14	14	11	6	14	73	73.0
Merrimack	11/13/2021	48-35	W	15-48	.313	4-14	.286	14-22	.636	13	36	49	45.0	8	12	13	7	3	48	60.5
NJIT	11/16/2021	75-61	W	28-66	.424	5-19	.263	14-21	.667	17	31	48	46.0	10	10	7	4	7	75	65.3
at DePaul	11/18/2021	70-73	L	28-63	.444	10-27	.370	4-6	.667	14	25	39	44.3	21	17	12	0	4	70	66.5
Lafayette	11/22/2021	51-53	L	16-56	.286	4-26	.154	15-23	.652	10	19	29	41.2	10	13	9	6	13	51	63.4
at Massachusetts	11/27/2021	83-85	L	34-62	.548	3-13	.231	12-15	.800	10	26	36	40.3	17	25	10	2	9	83	66.7
Clemson	11/30/2021	74-64	W	26-60	.433	7-19	.368	15-26	.577	12	28	40	40.3	16	15	7	1	4	74	67.7
at Illinois	12/03/2021	51-86	L	21-68	.309	7-17	.412	2-4	.500	13	20	33	39.4	15	14	14	2	5	51	65.6
Purdue	12/09/2021	70-68	W	25-48	.521	7-14	.500	13-18	.722	5	22	27	38.0	19	18	16	2	8	70	66.1
at Seton Hall	12/12/2021	63-77	L	23-57	.404	4-18	.222	13-17	.765	10	23	33	37.5	17	8	15	1	6	63	65.8
Maine	12/30/2021	80-64	W	27-51	.529	10-20	.500	16-23	.696	6	25	31	36.9	12	21	10	1	9	80	67.1
Central Conn. St.	01/01/2022	79-48	W	35-70	.500	4-16	.250	5-10	.500	17	32	49	37.9	15	25	12	10	9	79	68.1
Michigan	01/04/2022	75-67	W	27-56	.482	11-23	.478	10-17	.588	8	29	37	37.8	18	20	10	3	4	75	68.6
Nebraska	01/08/2022	93-65	W	35-60	.583	10-18	.556	13-14	.929	9	28	37	37.8	17	23	13	1	9	93	70.4
at Penn St.	01/11/2022	49-66	L	19-56	.339	5-19	.263	6-12	.500	11	22	33	37.5	15	10	15	3	6	49	68.9
at Maryland	01/15/2022	70-59	W	27-56	.482	10-22	.455	6-9	.667	9	25	34	37.3	19	16	16	8	6	70	69.0
Iowa	01/19/2022	48-46	W	18-58	.310	2-13	.154	10-13	.769	11	38	49	37.9	15	13	15	10	7	48	67.8
at Minnesota	01/22/2022	65-68	L	25-54	.463	12-27	.444	3-3	1.000	12	13	25	37.2	12	17	11	3	7	65	67.6
Maryland	01/25/2022	60-68	L	22-64	.344	8-24	.333	8-10	.800	14	25	39	37.3	16	17	7	5	6	60	67.2
at Nebraska	01/29/2022	63-61	W	23-60	.383	3-19	.158	14-17	.824	8	31	39	37.4	21	10	11	10	10	63	67.0
at Northwestern	02/01/2022	78-79	Lot	26-58	.448	4-17	.235	22-27	.815	12	22	34	37.2	18	15	17	1	11	78	67.5
Michigan St.	02/05/2022	84-63	W	32-52	.615	9-20	.450	11-17	.647	10	21	31	37.0	13	22	12	4	7	84	68.3
Ohio St.	02/09/2022	66-64	W	25-47	.532	5-15	.333	11-14	.786	5	21	26	36.5	14	12	8	9	4	66	68.2
at Wisconsin	02/12/2022	73-65	W	25-49	.510	7-12	.583	16-18	.889	4	25	29	36.2	20	11	13	3	10	73	68.4
Illinois	02/16/2022	70-59	W	28-59	.475	5-15	.333	9-14	.643	14	32	46	36.6	16	14	14	2	9	70	68.4
at Purdue	02/20/2022	72-84	L	27-53	.509	5-15	.333	13-17	.765	8	17	25	36.1	24	16	11	0	4	72	68.6
at Michigan	02/23/2022	62-71	L	27-63	.429	2-12	.167	6-7	.857	7	24	31	35.9	11	10	9	2	8	62	68.3
Wisconsin	02/26/2022	61-66	L	24-53	.453	4-17	.235	9-15	.600	8	29	37	36.0	17	6	12	5	6	61	68.1
at Indiana	03/02/2022	66-63	W	24-51	.471	8-18	.444	10-16	.625	9	24	33	35.9	14	10	13	4	6	66	68.0
<b>Total</b>		<b>1972</b>		<b>739-1670</b>	<b>.443</b>	<b>176-522</b>	<b>.337</b>	<b>318-450</b>	<b>.707</b>	<b>299</b>	<b>741</b>	<b>1040</b>	<b>35.9</b>	<b>454</b>	<b>434</b>	<b>343</b>	<b>115</b>	<b>211</b>	<b>1972</b>	<b>68.0</b>
Opponents		1898		675-1626	.415	224-652	.344	324-455	.712	269	703	972	33.5	447	355	352	91	169	1898	65.4

**Rutgers Averages**

Games Played	Points/game	FG Pct	3FG Pct	FT Pct	Rebounds/game	Assists/game	Turnovers/game	Assist/Turnover ratio	Steals/game	Blocks/game
29	68.0	44.3	33.7	70.7	35.9	15.0	11.8	1.3	7.3	4.0



OPPONENT GAME-BY-GAME STATS

Opponent	Date	Score		Total		3-Pointers		Free throws		Rebounds										
				FG-FGA	PCT	3FG-3FGA	PCT	FT-FTA	PCT	OFF	DEF	TOT	AVG	PF	A	TO	BLK	STL	PTS	AVG
Lehigh	11/10/2021	73-70	Wot	27-57	.474	5-16	.313	11-17	.647	6	37	43	43.0	23	14	22	1	4	70	70.0
Merrimack	11/13/2021	48-35	W	14-60	.233	4-26	.154	3-6	.500	12	22	34	38.5	15	6	6	5	7	35	52.5
NJIT	11/16/2021	75-61	W	21-55	.382	11-29	.379	8-11	.727	4	26	30	35.7	17	13	9	4	4	61	55.3
at DePaul	11/18/2021	70-73	L	23-54	.426	9-24	.375	18-33	.545	14	22	36	35.8	13	9	9	3	5	73	59.8
Lafayette	11/22/2021	51-53	L	19-46	.413	7-18	.389	8-11	.727	7	35	42	37.0	16	12	23	1	5	53	58.4
at Massachusetts	11/27/2021	83-85	L	24-51	.471	16-32	.500	21-27	.778	4	20	24	34.8	12	18	9	1	6	85	62.8
Clemson	11/30/2021	74-64	W	23-59	.390	4-18	.222	14-19	.737	10	29	39	35.4	22	13	9	3	3	64	63.0
at Illinois	12/03/2021	51-86	L	32-66	.485	12-33	.364	10-11	.909	13	34	47	36.9	10	19	10	6	8	86	65.9
Purdue	12/09/2021	70-68	W	25-61	.410	7-26	.269	11-16	.688	16	19	35	36.7	17	10	12	2	8	68	66.1
at Seton Hall	12/12/2021	63-77	L	27-63	.429	5-21	.238	18-22	.818	12	26	38	36.8	15	8	11	3	10	77	67.2
Maine	12/30/2021	80-64	W	24-57	.421	9-22	.409	7-8	.875	9	23	32	36.4	20	11	15	2	8	64	66.9
Central Conn. St.	01/01/2022	79-48	W	15-55	.273	6-15	.400	12-19	.632	10	21	31	35.9	14	9	17	7	7	48	65.3
Michigan	01/04/2022	75-67	W	27-59	.458	3-15	.200	10-13	.769	6	26	32	35.6	15	16	8	1	5	67	65.5
Nebraska	01/08/2022	93-65	W	26-53	.491	6-18	.333	7-12	.583	4	17	21	34.6	18	12	14	3	5	65	65.4
at Penn St.	01/11/2022	49-66	L	26-60	.433	6-18	.333	8-10	.800	13	28	41	35.0	14	10	13	2	6	66	65.5
at Maryland	01/15/2022	70-59	W	18-54	.333	6-25	.240	17-19	.895	11	22	33	34.9	14	9	14	4	8	59	65.1
Iowa	01/19/2022	48-46	W	17-61	.279	6-27	.222	6-11	.545	9	29	38	35.1	16	8	10	5	8	46	63.9
at Minnesota	01/22/2022	65-68	L	26-48	.542	13-24	.542	3-4	.750	10	17	27	34.6	11	18	15	1	5	68	64.2
Maryland	01/25/2022	60-68	L	24-53	.453	12-25	.480	8-14	.571	8	29	37	34.7	11	12	10	4	1	68	64.4
at Nebraska	01/29/2022	63-61	W	17-58	.293	6-20	.300	21-29	.724	13	31	44	35.2	18	9	15	6	4	61	64.2
at Northwestern	02/01/2022	78-79	Lot	27-57	.474	10-31	.323	15-21	.714	12	24	36	35.2	17	18	21	4	7	79	64.9
Michigan St.	02/05/2022	84-63	W	23-52	.442	11-24	.458	6-6	1.000	7	13	20	34.5	15	15	15	3	5	63	64.8
Ohio St.	02/09/2022	66-64	W	23-57	.404	10-18	.556	8-13	.615	14	18	32	34.4	13	11	8	4	5	64	64.8
at Wisconsin	02/12/2022	73-65	W	26-55	.473	4-19	.211	9-17	.529	8	20	28	34.2	18	13	11	0	8	65	64.8
Illinois	02/16/2022	70-59	W	22-58	.379	6-23	.261	9-16	.563	8	20	28	33.9	16	15	9	3	8	59	64.6
at Purdue	02/20/2022	72-84	L	26-49	.531	8-22	.364	24-29	.828	7	20	27	33.7	16	19	7	2	2	84	65.3
at Michigan	02/23/2022	62-71	L	27-58	.466	7-22	.318	10-10	1.000	7	29	36	33.7	8	10	12	6	2	71	65.5
Wisconsin	02/26/2022	61-66	L	23-54	.426	9-20	.450	11-17	.647	6	24	30	33.6	17	9	9	1	8	66	65.5
at Indiana	03/02/2022	66-63	W	23-56	.411	6-21	.286	11-14	.786	9	22	31	33.5	16	9	9	4	7	63	65.4
<b>Total</b>		<b>1898</b>		<b>675-1626</b>	<b>.415</b>	<b>224-652</b>	<b>.344</b>	<b>324-455</b>	<b>.712</b>	<b>269</b>	<b>703</b>	<b>972</b>	<b>33.5</b>	<b>447</b>	<b>355</b>	<b>352</b>	<b>91</b>	<b>169</b>	<b>1898</b>	<b>65.4</b>
Rutgers	1972			739-1670	.443	176-522	.337	318-450	.707	299	741	1040	35.9	454	434	343	115	211	1972	68.0

Opponents Averages

Games Played	Points/game	FG Pct	3FG Pct	FT Pct	Rebounds/game	Assists/game	Turnovers/game	Assist/Turnover ratio	Steals/game	Blocks/game
29	65.4	41.5	34.4	71.2	33.5	12.2	12.1	1.0	5.8	3.1





**2021-22 Rutgers Men's Basketball  
Team High/Low Analysis  
All games**

**Rutgers - Game Highs**

<b>POINTS</b>	93		Nebraska (01/08/2022)
	84		Michigan St. (02/05/2022)
	83		at Massachusetts (11/27/2021)
	80		Maine (12/30/2021)
	79		Central Conn. St. (01/01/2022)
<b>FIELD GOALS MADE</b>	35		Nebraska (01/08/2022)
	35		Central Conn. St. (01/01/2022)
<b>FIELD GOAL ATTEMPTS</b>	72		Lehigh (11/10/2021)
	70		Central Conn. St. (01/01/2022)
<b>FIELD GOAL PERCENTAGE</b>	.615	(32-52)	Michigan St. (02/05/2022)
	.583	(35-60)	Nebraska (01/08/2022)
<b>3 PT FG MADE</b>	12		at Minnesota (01/22/2022)
	11		Michigan (01/04/2022)
<b>3 PT FG ATTEMPTS</b>	27		at Minnesota (01/22/2022)
	27		at DePaul (11/18/2021)
<b>3 PT FG PERCENTAGE</b>	.583	(7-12)	at Wisconsin (02/12/2022)
	.556	(10-18)	Nebraska (01/08/2022)
<b>FREE THROWS MADE</b>	22		at Northwestern (02/01/2022)
	18		Lehigh (11/10/2021)
<b>FREE THROW ATTEMPTS</b>	27		at Northwestern (02/01/2022)
	26		Clemson (11/30/2021)
<b>FREE THROW PERCENTAGE</b>	1.000	(3-3)	at Minnesota (01/22/2022)
	.929	(13-14)	Nebraska (01/08/2022)
<b>REBOUNDS</b>	49		Iowa (01/19/2022)
	49		Central Conn. St. (01/01/2022)
	49		Merrimack (11/13/2021)
<b>ASSISTS</b>	25		Central Conn. St. (01/01/2022)
	25		at Massachusetts (11/27/2021)
<b>STEALS</b>	14		Lehigh (11/10/2021)
	13		Lafayette (11/22/2021)
<b>BLOCKED SHOTS</b>	10		at Nebraska (01/29/2022)
	10		Iowa (01/19/2022)
	10		Central Conn. St. (01/01/2022)
<b>TURNOVERS</b>	17		at Northwestern (02/01/2022)
	16		at Maryland (01/15/2022)
	16		Purdue (12/09/2021)
<b>FOULS</b>	24		at Purdue (02/20/2022)
	21		at Nebraska (01/29/2022)
	21		at DePaul (11/18/2021)



## 2021-22 Rutgers Men's Basketball Combined Team Statistics In Conference games

**Game Records**

Record	Overall	Home	Away	Neutral
ALL GAMES	11-8	7-2	4-6	0-0
CONFERENCE	11-8	7-2	4-6	0-0
NON-CONFERENCE	0-0	0-0	0-0	0-0

**Score by Periods**

Team	1st	2nd	OT	TOT
Rutgers	579	689	8	1276
Opponents	644	615	9	1268

**Team Box Score**

No.	Player	Total					3-Point		F-Throw		Rebounds				Other Stats							
		GP-GS	MIN	AVG	FG-FGA	FG%	3FG-3FGA	3FG%	FT-FTA	FT%	OFF	DEF	TOT	AVG	PF	DQ	A	TO	BLK	STL	PTS	AVG
24	HARPER JR., Ron	19-19	654:21	34.4	103-229	.450	45-106	.425	62-69	.899	20	82	102	5.4	39	0	30	33	9	14	313	16.5
0	BAKER, Geo	17-17	591:47	34.8	82-211	.389	28-97	.289	27-35	.771	6	30	36	2.1	28	0	62	25	9	22	219	12.9
11	OMORUYI, Clifford	19-19	568:43	29.9	89-150	.593	1-3	.333	32-56	.571	38	114	152	8.0	41	0	3	27	33	12	211	11.1
4	MULCAHY, Paul	19-19	609:44	32.1	72-155	.465	15-42	.357	26-32	.813	22	50	72	3.8	54	1	108	60	4	20	185	9.7
22	MCCONNELL, Caleb	19-19	560:53	29.5	49-123	.398	11-32	.344	11-16	.688	18	80	98	5.2	60	1	41	38	10	43	120	6.3
21	REIBER, Dean	19-0	151:12	8.0	28-49	.571	6-9	.667	5-8	.625	6	14	20	1.1	22	0	8	9	7	7	67	3.5
5	HYATT, Aundre	19-0	193:57	10.2	22-61	.361	7-23	.304	14-21	.667	16	29	45	2.4	12	0	7	13	0	2	65	3.4
3	MAG, Mawot	17-1	200:49	11.8	17-38	.447	4-10	.400	11-15	.733	13	19	32	1.9	20	0	5	8	2	5	49	2.9
45	JONES, Jaden	7-1	48:37	6.9	6-18	.333	3-6	.500	0-2	.000	4	2	6	0.9	2	0	1	0	1	2	15	2.1
1	PALMQUIST, Oskar	10-0	58:51	5.9	4-12	.333	4-9	.444	0-2	.000	3	4	7	0.7	5	0	3	3	0	0	12	1.2
35	AGEE, Ralph	9-0	41:55	4.7	4-9	.444	0-0	.000	2-4	.500	1	3	4	0.4	7	0	1	3	1	1	10	1.1
2	MILLER, Jalen	17-0	137:05	8.1	4-10	.400	0-0	.000	2-2	1.000	3	8	11	0.6	21	0	4	6	1	5	10	0.6
25	TERRY, Aiden	2-0	03:03	1.5	0-0	.000	0-0	.000	0-0	.000	0	3	3	1.5	1	0	1	1	0	0	0	0.0
55	NATHAN, Luke	3-0	04:03	1.4	0-0	.000	0-0	.000	0-0	.000	0	0	0	0.0	2	0	0	0	0	0	0	0.0
Team											27	30	57					11				
<b>Total</b>		<b>19</b>	<b>3825</b>		<b>480-1065</b>	<b>.451</b>	<b>124-337</b>	<b>.368</b>	<b>192-262</b>	<b>.733</b>	<b>177</b>	<b>468</b>	<b>645</b>	<b>33.9</b>	<b>314</b>	<b>2</b>	<b>274</b>	<b>237</b>	<b>77</b>	<b>133</b>	<b>1276</b>	<b>67.2</b>
<b>Opponents</b>		<b>19</b>	<b>3825</b>		<b>458-1069</b>	<b>.428</b>	<b>148-431</b>	<b>.343</b>	<b>204-282</b>	<b>.723</b>	<b>181</b>	<b>442</b>	<b>623</b>	<b>32.8</b>	<b>280</b>	<b>2</b>	<b>242</b>	<b>222</b>	<b>61</b>	<b>110</b>	<b>1268</b>	<b>66.7</b>

**Team Statistics**

	RU	OPP
<b>Scoring</b>	<b>1276</b>	<b>1268</b>
Points per game	67.2	66.7
Scoring margin	+0.4	-
<b>Field goals-att</b>	<b>480-1065</b>	<b>458-1069</b>
Field goal pct	.451	.428
<b>3 point fg-att</b>	<b>124-337</b>	<b>148-431</b>
3-point FG pct	.368	.343
3-pt FG made per game	6.5	7.8
<b>Free throws-att</b>	<b>192-262</b>	<b>204-282</b>
Free throw pct	.733	.723
F-Throws made per game	10.1	10.7
<b>Rebounds</b>	<b>645</b>	<b>623</b>
Rebounds per game	33.9	32.8
Rebounding margin	+1.2	-
<b>Assists</b>	<b>274</b>	<b>242</b>
Assists per game	14.4	12.7
<b>Turnovers</b>	<b>237</b>	<b>222</b>
Turnovers per game	12.5	11.7
Turnover margin	-0.8	-
Assist/turnover ratio	1.2	1.1
<b>Steals</b>	<b>133</b>	<b>110</b>
Steals per game	7.0	5.8
<b>Blocks</b>	<b>77</b>	<b>61</b>
Blocks per game	4.1	3.2
<b>Winning streak</b>	<b>1</b>	<b>-</b>
Home win streak	0	-
<b>Attendance</b>	<b>64613</b>	<b>124809</b>
Home games-Avg/Game	9-7179	10-12481
Neutral site-Avg/Game	-	0-0

**Team Results**

Date	Opponent	Score	Att.
12/03/2021	at Illinois	L 51-86	14501
12/09/2021	Purdue	W 70-68	0
01/04/2022	Michigan	W 75-67	8014
01/08/2022	Nebraska	W 93-65	8000
01/11/2022	at Penn St.	L 49-66	9063
01/15/2022	at Maryland	W 70-59	11052
01/19/2022	Iowa	W 48-46	8000
01/22/2022	at Minnesota	L 65-68	10794
01/25/2022	Maryland	L 60-68	8000
01/29/2022	at Nebraska	W 63-61	15671
02/01/2022	at Northwestern	Lot 78-79	3079
02/05/2022	Michigan St.	W 84-63	8117
02/09/2022	Ohio St.	W 66-64	8019
02/12/2022	at Wisconsin	W 73-65	17287
02/16/2022	Illinois	W 70-59	8236
02/20/2022	at Purdue	L 72-84	14804
02/23/2022	at Michigan	L 62-71	11336
02/26/2022	Wisconsin	L 61-66	8227
03/02/2022	at Indiana	W 66-63	17222





2021-22 Rutgers Men's Basketball  
Combined Team Statistics  
All games

Game Records

Record	Overall	Home	Away	Neutral
ALL GAMES	17-12	13-3	4-9	0-0
CONFERENCE	11-8	7-2	4-6	0-0
NON-CONFERENCE	6-4	6-1	0-3	0-0

Score by Periods

Team	1st	2nd	OT	TOT
Rutgers	908	1046	18	1972
Opponents	937	945	16	1898

Team Box Score

No.	Player				Total		3-Point		F-Throw		Rebounds								PTS	AVG		
		GP-GS	MIN	AVG	FG-FGA	FG%	3FG-3FGA	3FG%	FT-FTA	FT%	OFF	DEF	TOT	AVG	PF	DQ	A	TO			BLK	STL
24	HARPER JR., Ron	29-29	977:50	33.7	151-345	.438	62-155	.400	93-115	.809	37	140	177	6.1	54	0	54	49	15	31	457	15.8
0	BAKER, Geo	25-24	842:52	33.7	113-286	.395	44-138	.319	36-47	.766	10	40	50	2.0	37	0	96	39	11	29	306	12.2
11	OMORUYI, Clifford	29-29	833:23	28.7	144-235	.613	1-5	.200	52-86	.605	64	169	233	8.0	62	0	8	39	38	17	341	11.8
4	MULCAHY, Paul	29-29	913:20	31.5	100-228	.439	23-66	.348	36-45	.800	33	82	115	4.0	69	1	149	76	7	35	259	8.9
22	MCCONNELL, Caleb	29-28	834:09	28.8	72-190	.379	13-49	.265	32-49	.653	30	121	151	5.2	81	1	63	49	13	67	189	6.5
5	HYATT, Aundre	29-1	377:51	13.0	47-128	.367	11-43	.256	26-41	.634	25	59	84	2.9	27	0	19	20	7	5	131	4.5
45	JONES, Jaden	17-3	172:56	10.2	24-66	.364	7-30	.233	7-10	.700	11	9	20	1.2	7	0	3	2	2	2	62	3.6
3	MAG, Mawot	26-2	312:55	12.0	31-73	.425	4-15	.267	16-23	.696	24	27	51	2.0	35	0	12	16	6	8	82	3.2
21	REIBER, Dean	25-0	184:22	7.4	31-57	.544	6-9	.667	5-10	.500	9	19	28	1.1	28	0	10	13	11	7	73	2.9
35	AGEE, Ralph	16-0	119:43	7.5	12-25	.480	0-0	.000	9-14	.643	9	8	17	1.1	13	0	4	9	2	2	33	2.1
1	PALMQUIST, Oskar	15-0	89:51	6.0	7-17	.412	5-11	.455	3-6	.500	5	5	10	0.7	11	0	6	3	0	2	22	1.5
2	MILLER, Jalen	21-0	175:07	8.3	6-17	.353	0-1	.000	3-4	.750	4	10	14	0.7	26	0	7	8	2	6	15	0.7
55	NATHAN, Luke	4-0	10:22	2.6	1-3	.333	0-0	.000	0-0	.000	1	1	2	0.5	3	0	2	1	1	0	2	0.5
25	TERRY, Aiden	3-0	05:18	1.8	0-0	.000	0-0	.000	0-0	.000	0	4	4	1.3	1	0	1	3	0	0	0	0.0
Team											37	47	84					16				
<b>Total</b>		<b>29</b>	<b>5850</b>		<b>739-1670</b>	<b>.443</b>	<b>176-522</b>	<b>.337</b>	<b>318-450</b>	<b>.707</b>	<b>299</b>	<b>741</b>	<b>1040</b>	<b>35.9</b>	<b>454</b>	<b>2</b>	<b>434</b>	<b>343</b>	<b>115</b>	<b>211</b>	<b>1972</b>	<b>68.0</b>
<b>Opponents</b>		<b>29</b>	<b>5850</b>		<b>675-1626</b>	<b>.415</b>	<b>224-652</b>	<b>.344</b>	<b>324-455</b>	<b>.712</b>	<b>269</b>	<b>703</b>	<b>972</b>	<b>33.5</b>	<b>447</b>	<b>3</b>	<b>355</b>	<b>352</b>	<b>91</b>	<b>169</b>	<b>1898</b>	<b>65.4</b>

Team Statistics

	RU	OPP
<b>Scoring</b>	<b>1972</b>	<b>1898</b>
Points per game	68.0	65.4
Scoring margin	+2.6	-
<b>Field goals-att</b>	<b>739-1670</b>	<b>675-1626</b>
Field goal pct	.443	.415
<b>3 point fg-att</b>	<b>176-522</b>	<b>224-652</b>
3-point FG pct	.337	.344
3-pt FG made per game	6.1	7.7
<b>Free throws-att</b>	<b>318-450</b>	<b>324-455</b>
Free throw pct	.707	.712
F-Throws made per game	11.0	11.2
<b>Rebounds</b>	<b>1040</b>	<b>972</b>
Rebounds per game	35.9	33.5
Rebounding margin	+2.3	-
<b>Assists</b>	<b>434</b>	<b>355</b>
Assists per game	15.0	12.2
<b>Turnovers</b>	<b>343</b>	<b>352</b>
Turnovers per game	11.8	12.1
Turnover margin	+0.3	-
Assist/turnover ratio	1.3	1.0
<b>Steals</b>	<b>211</b>	<b>169</b>
Steals per game	7.3	5.8
<b>Blocks</b>	<b>115</b>	<b>91</b>
Blocks per game	4.0	3.1
<b>Winning streak</b>	<b>1</b>	<b>-</b>
Home win streak	0	-
<b>Attendance</b>	<b>120107</b>	<b>141140</b>
Home games-Avg/Game	16-7507	13-10857
Neutral site-Avg/Game	-	0-0

Team Results

Date	Opponent	Score	Att.
11/10/2021	Lehigh	Wot 73-70	8000
11/13/2021	Merrimack	W 48-35	8000
11/16/2021	NJIT	W 75-61	8009
11/18/2021	at DePaul	L 70-73	2844
11/22/2021	Lafayette	L 51-53	8017
11/27/2021	at Massachusetts	L 83-85	1881
11/30/2021	Clemson	W 74-64	8050
12/03/2021	at Illinois	L 51-86	14501
12/09/2021	Purdue	W 70-68	0
12/12/2021	at Seton Hall	L 63-77	11606
12/30/2021	Maine	W 80-64	7638
01/01/2022	Central Conn. St.	W 79-48	7780
01/04/2022	Michigan	W 75-67	8014
01/08/2022	Nebraska	W 93-65	8000
01/11/2022	at Penn St.	L 49-66	9063
01/15/2022	at Maryland	W 70-59	11052
01/19/2022	Iowa	W 48-46	8000
01/22/2022	at Minnesota	L 65-68	10794
01/25/2022	Maryland	L 60-68	8000
01/29/2022	at Nebraska	W 63-61	15671
02/01/2022	at Northwestern	Lot 78-79	3079
02/05/2022	Michigan St.	W 84-63	8117
02/09/2022	Ohio St.	W 66-64	8019
02/12/2022	at Wisconsin	W 73-65	17287
02/16/2022	Illinois	W 70-59	8236
02/20/2022	at Purdue	L 72-84	14804
02/23/2022	at Michigan	L 62-71	11336
02/26/2022	Wisconsin	L 61-66	8227
03/02/2022	at Indiana	W 66-63	17222

