

UNRIVALED

PENN STATE FOOTBALL



861 WINS
(8th in Nation)

46 BOWL GAMES
(7-9th in Nation)

28 BOWL WINS
(7-4th in Nation)

99 1ST TEAM ALL-AMERICANS



PxP: Beth Mowins
Analyst: Anthony Becht
Sideline: Rocky Boiman

GAME 8

OCTOBER 29, 2016 - NOON

University Park, Pa.
Ross-Ade Stadium (62,500)

Series: Penn State, 13-3-1
Last Meeting: Penn State 45, Purdue 21
November 16, 2013 - Beaver Stadium
Complete Series Info on Page 7

Penn State is appearing on television for the 284th time in its last 286 regular season games.



PxP: Steve Jones
Analyst: Jack Ham
Sideline: Derrick Williams

Local: 93.7 FM/1450 AM
Web: GoPSUsports.com
Sirius/XM/Internet: 135/195/969

PENN STATE NITTANY LIONS

5-2, 3-1 Big Ten



Head Coach: James Franklin
Record at Penn State (3rd season): 19-14
Career Record (6th season): 43-29
vs. Purdue: First Meeting



PURDUE BOILERMAKERS

3-4, 1-3 Big Ten

Interim Head Coach: Gerad Parker
Record at Purdue (1st season): 0-1
Career Record (Same): Same
vs. Penn State: First Meeting

INSIDE THE GAME

NO. 24 PENN STATE LOOKS TO EXTEND WINNING STREAK AGAINST PURDUE

Fresh off an upset-victory over then-No. 2 Ohio State, No. 24 Penn State travels west to Purdue for a noon kickoff in West Lafayette, Indiana, televised on ABC (regionally) and ESPN2 (in other areas).

Accordingly, Penn State was ranked No. 24 in this week's AP poll. It's the Nittany Lions' first appearance in the poll since Week 15 of the 2011 season.

The Lions will look to extend a three-game winning streak, as well as a seven-game winning streak over Purdue. However, to do so, Penn State must snap a seven-game losing streak in true road games that dates back to 2014. Including the Purdue game, Penn State will play three of its final five regular season games on the road after playing five of its first seven at home.

Penn State will be carrying the momentum of one of its most improbable victories in decades, as the Nittany Lions had not defeated a top-two ranked team when it was unranked since 1964. With 10 plays going for 20 yards or more, as well as a pair of game-changing special teams plays in the fourth quarter, Penn State continued to see success with explosive plays.

Just as critical to Penn State's success was the performance of the defense, which shutout the Buckeyes in the first and fourth quarters and held them to a season-low 21 points (19 points when taking into consideration the unit was not on the field for an allowed safety). The Buckeyes had scored in every quarter this season and won their last 20 road games. Penn State linebackers Brandon Bell and Jason Cabinda made their presence known in their returns from injury, as the duo ranked one and two in the game in tackles with 18 and 13, respectively.

The Lions will be facing a Purdue team that held the halftime lead against another top-10 team last Saturday, Nebraska. The Boilermakers were unable to hold on, but will look to improve in their second game under interim head coach Gerad Parker. Purdue owns the Big Ten's most prolific passing attack in the Big Ten, averaging 306.0 yards per game through the air.

BREAKDOWN

RUSHING

Penn State: Saquon Barkley 129 for 681 yds (97.3), 8 TD
Purdue: Markell Jones 92 for 408 yds (68.0), 2 TD

PASSING

Penn State: Trace McSorley 111-of-200, 1,590 yds (227.1), 9 TD/3 INT
Purdue: David Blough 173-of-308, 2,065 yds (295.0), 14 TD/11 INT

RECEIVING

Penn State: Chris Godwin 25 for 364 yds (62.0), 2 TD
Purdue: DeAngelo Yancey 28 for 491 yds (70.1), 5 TD

DEFENSE

Penn State: Marcus Allen 64 tkl, 4.0 TFL, 2 PBU, FR, BLK FG
Purdue: Markus Bailey 49 tkl, INT, 2 PBU

PSU

39.6
147.9
111-201-3
227.1
375.0
-3
27.4
203.0
133-212-6
183.0
386.0

TEAM

SCORING/GAME 25.6
RUSHING/GAME 120.3
PASSING (C-A-INT) 179-326-13
PASSING/GAME 306.0
TOTAL OFFENSE/GAME 426.3
TURNOVER MARGIN -8
PTS ALLOWED/GAME 33.3
OPP. RUSH YDS/GAME 249.0
OPP. PASSING 114-193-5
OPP. PASS YDS/GAME 192.0
OPP. TOTAL OFFENSE/GAME 441.0

2016 SCHEDULES

PENN STATE

Overall (B1G): 5-2 (3-1 East) Home: 5-0 Road: 0-2 Ntrl: 0-0

PSU Rank	Opponent (Rank)	Time/Result	TV	Note/Attend.
September				
3	KENT STATE	W, 33-13	BTN	94,378
10	at Pittsburgh	L, 39-42	ESPN	69,983
17	TEMPLE	W, 34-27	BTN	100,420
24	at Michigan * (4/5)	L, 10-49	ABC	110,319
October				
1	MINNESOTA *	W, 29-26 (OT)	BTN	95,332
8	MARYLAND *	W, 38-14	BTN	100,778
22	OHIO STATE * (2/2)	W, 24-21	ABC	107,280
29 (24/-)	at Purdue *	Noon	ABC/ESPN2	PSU has won last 7
November				
5	IOWA *	7:30 p.m.	BTN	1st meeting since 2012
12	at Indiana *	TBA		PSU leads series 18-1
19	at Rutgers *	8 p.m.	BTN	PSU has won last 9
26	MICHIGAN STATE *	TBA		20th regular season finale vs. MSU

* - B1G game

All times Eastern

Rankings: AP/Coaches

PURDUE

Overall (B1G): 3-4 (1-3 West) Home: 2-2 Road: 1-2 Ntrl: 0-0

Rank	Opponent (Rank)	Time/Score	TV	Attend.
September				
3	EASTERN KENTUCKY	W, 45-24	ESPNEWS	32,074
10	CINCINNATI	L, 29-38	BTN	33,068
24	NEVADA	W 42-14	ESPNNews	41,607
October				
1	at Maryland *	L, 7-50	BTN	41,206
8	at Illinois *	W, 34-31 (OT)	BTN	42,912
15	IOWA *	L, 35-49	ESPN2	40,239
22	at Nebraska * (8/9)	L, 14-27	ABC/ESPN2	90,546
29	PENN STATE * (24/-)	Noon	ABC/ESPN2	
November				
5	at Minnesota *	3:30 p.m.	BTN	
12	NORTHWESTERN *	TBA		
19	WISCONSIN *	TBA		
26	at Indiana *	TBA TM		

* - B1G game

All times Eastern

Rankings: AP/Coaches

TABLE OF CONTENTS

Page 2 Quick Facts/NFL Notes
Page 3 B1G Standings/Media Info/Future Schedules
Page 4-5 Head Coach James Franklin
Page 6 Opponent Tracker/National Polls
Page 7 The Series vs. Purdue
Page 8-13 Purdue Notes
8 Record Breakdown
9 Winningest Programs
10 Honors & Awards

10 Elusive Saquon
11 Historic Win
12 Chunk Plays
13 National Nits
14 Sensational Saquon
15 Community Service
Page 16-17 Season Notes
16 Classroom Success
17 Coaching Staff Notes

Page 18 Starts Chart/Career Starts
Page 19 Depth Chart/Pronunciations/Asst. Coaches
Page 20-21 Numerical Roster
Page 22-23 Alphabetical Roster
Page 24 The Last Time...
Page 25 Record Watch
Page 26-32 Games 1-7
Page 33-46 Player Bios
Page 47-62 Statistics

PROGRAM NOTES

130TH SEASON OF GRIDIRON EXCELLENCE

Penn State is in its 130th season of intercollegiate football and owns an 861-384-42 record, to rank No. 8 nationally in all-time victories.

WINNING RECORD

Penn State and Wisconsin are the only Big Ten teams that have posted a winning season the last 11 consecutive years. Only seven additional FBS teams (USC, LSU, Florida State, Oklahoma, Oregon, Virginia Tech, Boise State) have posted winning records each of the last 11 years.

ACADEMIC EXCELLENCE

A total of 370 of Penn State football student-athletes, including 23 in 2015, have earned Academic All-Big Ten honors since 1993 for owning at least a 3.0 grade point average and being a letterwinner.

ONE OF NATION'S TOUGHEST HOME VENUES

Penn State owns a superlative 276-72 (.793) record inside Beaver Stadium, the nation's second-largest facility, which opened in 1960 and has a capacity of 106,572.

QUICK FACTS

UNIVERSITY

NAME	The Pennsylvania State University
LOCATION	University Park, Pa.
FOUNDED	1855
ENROLLMENT	46,606
NICKNAME	Nittany Lions
COLORS	Blue & White
CONFERENCE	Big Ten
DIVISION	NCAA Division I
STADIUM	Beaver Stadium (106,572)
STADIUM SURFACE	Natural Grass
PRESIDENT	Dr. Eric Barron
ATHLETICS DIRECTOR	Sandy Barbour
HEAD COACH	James Franklin (3rd Season)
FOOTBALL OFFICE	814-865-0412
TICKET OFFICE	1-800-NITTANY

FOOTBALL HISTORY

FIRST YEAR	1887
ALL-TIME RECORD	861-384-42 (130th Season) <i>8th in victories</i>
ALL-TIME BIG TEN RECORD	116-72 (24th Season)
ALL-TIME BOWL RECORD	28-16-2 (.630) <i>T-4th in bowl victories</i>
YEARS IN POST SEASON PLAY	.46 <i>T-9th in bowl appearances</i>
BEAVER STADIUM RECORD	276-72 (.793)

ASSISTANT COACHES

BRENT PRY	Buffalo; 1993 Associate Head Coach/Defensive Coordinator/ Linebackers (3rd Season)
JOE MOORHEAD	Fordham; 1996 Offensive Coordinator/Quarterbacks (1st Season)
CHARLES HUFF	Hampton; 2005 Special Teams Coordinator/Running Backs (3rd Season)
TIM BANKS	Central Michigan; 1995 Co-Defensive Coordinator/Safeties (1st Season)
JOSH GATTIS	Wake Forest; 2006 Offensive Recruiting Coordinator/Asst. Special Teams/ Wide Receivers (3rd Season)
MATT LIMEGROVER	University of Chicago; 1991 Offensive Line (1st Season)
RICKY RAHNE	Cornell; 2002 Passing Game Coordinator/Tight Ends (3rd Season)
TERRY M. SMITH	Penn State; 1991 Assistant Head Coach/Defensive Recruiting Coordinator/ Cornerbacks (3rd Season)
SEAN SPENCER	Clarion; 1995 Run Game, Defensive Line (3rd Season)
DWIGHT GALT	Maryland; 1981 Assistant AD of Performance Enhancement (3rd Season)

BIG BEST



OFFENSIVE POTW: Rodney Smith • Minnesota • So. • RB • Jonesboro, Ga.

- Recorded 257 all-purpose yards against Rutgers, the most by a Gopher since Troy Stoudemire had 290 against Iowa on Nov. 22, 2008
- Rushed for 111 yards on 22 carries, including a touchdown, and caught one pass for 27 yards
- Added 119 kick return yards, including a 94-yard kickoff return touchdown in the third quarter
- Claims his first career Offensive Player of the Week award
- Last Minnesota Offensive Player of the Week: David Cobb (Sept. 8, 2014)



DEFENSIVE POTW: Brandon Bell • Penn State • Sr. • LB • Mays Landing, N.J.

- Tallied a career-high 18 tackles, including seven solo stops, in Penn State's victory over Ohio State
- Recorded one sack and one pass breakup as the Nittany Lions registered a season-high 11.0 tackles for loss
- Made three tackles on Ohio State's final drive of the contest
- Earns his first career Defensive Player of the Week honor
- Last Penn State Defensive Player of the Week: Brandon Smith (Oct. 10, 2016)



CO-SPECIAL TEAMS POTW: Marcus Allen • Penn State • Jr. • S • Upper Marlboro, Md.
CO-SPECIAL TEAMS POTW: Grant Haley • Penn State • Jr. • CB • Atlanta, Ga.

- Allen and Haley teamed up for what proved to be the decisive play in Penn State's win over Ohio State
- Allen blocked a 45-yard field goal attempt with just over five minutes remaining in the fourth quarter, marking his first career block
- Haley recovered the ball and returned it 60 yards for his second career touchdown
- Both claim their first career Special Teams Player of the Week honor
- Last Penn State Special Teams Player of the Week: Sam Ficken (Nov. 3, 2014)



FRESHMAN POTW: Lorenzo Harrison • Maryland • RB • Hillcrest Heights, Md.

- Recorded his first career 100-yard game, rushing for 105 yards on 17 carries against Michigan State
- Opened the scoring with an eight-yard touchdown run late in the first quarter
- His 17 carries marked a career high
- Wins his first career weekly award
- Last Maryland Freshman of the Week: N/A

LIONS IN THE NFL

30 NITTANY LIONS ON NFL ROSTERS

Thirty Penn State players are on the rosters of 22 NFL teams. The Nittany Lions are perennially a top-15 program in producing players in the NFL. In addition to the 30 players on 53-man rosters, the Nittany Lions have two former players on practice squads.

Most recently, 12th-season veteran Robbie Gould was signed by the Giants and Deion Barnes was added to the Chiefs practice squad.

The Jacksonville Jaguars and Miami Dolphins each boast three former Nittany Lions on their active rosters. The Jaguars have 10-year veteran and 2013 Pro Bowl linebacker Paul Posluszny, Pro Bowl selection Allen Robinson and seven-year vet Jared Odrick among their 53-man roster, while Miami lays claim to eight-year veteran Cameron Wake, second-year pro Mike Hull and rookie and sixth round draft pick Jordan Lucas.

Four additional NFL squads lay claim to two former Nittany Lions on their opening week rosters: Dallas, New Orleans, San Francisco and Tennessee.

Six players from Penn State's 2015 squad made NFL teams as rookies: Christian Hackenberg (N.Y. Jets), Austin Johnson (Tennessee), Jordan Lucas (Miami), Carl Nassib (Cleveland), Anthony Zettel (Detroit) and Trevor Williams (San Diego). Additionally, Kyle Carter is on Minnesota's practice squad.

There are also two Nittany Lions on NFL rosters that did not play football at Penn State in Chris Hogan (New England) and Ross Travis (Kansas City). Hogan, a wide receiver in his fifth NFL season, played lacrosse for the Nittany Lions and went to play football at Monmouth after earning his Penn State degree. Travis, a tight end, was a standout men's basketball player.

Penn State has had 44 NFL Draft picks since 2006, including 20 in the first three rounds, and at least three draft picks 18 times since starting Big Ten Conference competition in 1993. A total of 343 Nittany Lions have been selected all-time in the NFL Draft.

For the 45th time in the Super Bowl's 50-game history, at least one Penn State alumnus was a member of one of the participating teams (19 times in last 21 years). Thirty-eight former Nittany Lions have earned a total of 55 Super Bowl rings, most recently Jordan Norwood with Denver last year. A total of 106 Nittany Lions have been on Super Bowl rosters.

- Arizona Cardinals (1):** A.Q. Shipley (7)
- Baltimore Ravens (1):** John Urschel (3)
- Cleveland Browns (1):** Carl Nassib (1)
- Chicago Bears (1):** Adrian Amos (2)
- Dallas Cowboys (2):** Jack Crawford (5), Sean Lee (7)
- Denver Broncos (1):** Jordan Norwood (8)
- Detroit Lions (1):** Anthony Zettel (1)
- Houston Texans (1):** Devon Still (4)
- Jacksonville Jaguars (3):** Jared Odrick (7), Paul Posluszny (10), Allen Robinson (3)
- Kansas City Chiefs (2):** Tamba Hali (11), Ross Travis (1; former MBB player), Deion Barnes*
- Miami Dolphins (3):** Mike Hull (2), Jordan Lucas (1), Cameron Wake (8)
- Minnesota Vikings (1):** Kyle Carter* (1)
- New England Patriots:** Chris Hogan (5; former MLAX player)
- New Orleans Saints (2):** Michael Mauti (4), Nathan Stupar (5)
- New York Jets (1):** Christian Hackenberg (1)
- New York Giants (1):** Robbie Gould (12)
- Oakland Raiders (1):** Matt McGloin (4)
- Philadelphia Eagles (1):** Stefan Wisniewski (6)
- Pittsburgh Steelers (1):** Jesse James (2)
- San Diego Chargers (1):** Trevor Williams (1)
- San Francisco 49ers (2):** NaVorro Bowman (7), Gerald Hodges (4)
- Seattle Seahawks (1):** Garry Gilliam (3)
- Tampa Bay Buccaneers (1):** Donovan Smith (2)
- Tennessee Titans (2):** Austin Johnson (1), DaQuan Jones (3)

EIGHT FORMER LIONS ON NFL COACHING STAFFS

Eight former Nittany Lions are patrolling the sidelines as part of NFL coaching staffs in 2016.

- Gary Brown (Dallas, running backs)
 - Bobby Engram (Baltimore, wide receivers)
 - Al Golden (Detroit, tight ends)
 - D'Anton Lynn (Buffalo, defensive assistant)
 - John McNulty (Tennessee, quarterbacks)
 - Mike Munchak (Pittsburgh, offensive line)
 - Jeff Nixon (San Francisco, tight ends)
 - Darren Perry (Green Bay, safeties)
- Also, former Penn State quarterbacks coach Jim Caldwell is in his third season as the head coach of the Detroit Lions.

FUTURE SCHEDULES

2017 Schedule

Sept. 2	AKRON
Sept. 9	PITTSBURGH
Sept. 16	GEORGIA STATE
Sept. 23	at Iowa*
Sept. 30	INDIANA*
Oct. 7	at Northwestern*
Oct. 21	MICHIGAN*
Oct. 28	at Ohio State*
Nov. 4	at Michigan State*
Nov. 11	RUTGERS*
Nov. 18	NEBRASKA*
Nov. 25	at Maryland*

2018 Schedule

Sept. 1	APPALACHIAN STATE
Sept. 8	at Pittsburgh
Sept. 15	KENT STATE
Sept. 22	at Illinois*
Sept. 29	OHIO STATE*
Oct. 13	MICHIGAN STATE*
Oct. 20	at Indiana*
Oct. 27	IOWA*
Nov. 3	at Michigan*
Nov. 10	WISCONSIN*
Nov. 17	at Rutgers*
Nov. 24	MARYLAND*

2019 Schedule

Aug. 31	IDAHO
Sept. 7	BUFFALO
Sept. 14	PITTSBURGH
Sept. 28	at Maryland*
Oct. 5	PURDUE*
Oct. 12	at Iowa*
Oct. 19	MICHIGAN*
Oct. 26	at Michigan State*
Nov. 9	at Minnesota*
Nov. 16	INDIANA*
Nov. 23	at Ohio State*
Nov. 30	RUTGERS*

Future Non-Conference Games

2020	at Virginia Tech
Sept. 11, 2021	BALL STATE
Sept. 18, 2021	AUBURN
Sept. 17, 2022	at Auburn
2023	WEST VIRGINIA
2024	at West Virginia
2025	VIRGINIA TECH

PENN STATE MEDIA SERVICES

FOOTBALL CONTACTS

Kris Petersen Cell: 814-883-4581	E-mail: kap18@psu.edu Twitter: @GoPSUKris
Greg Campbell Cell: 814-876-0824	E-mail: gxc35@psu.edu Twitter: @SID_Greg
Arielle Sargent Cell: 814-321-8286	E-mail: ans26@psu.edu Twitter: @arielle_sargent
Mark Brumbaugh Cell: 814-441-9145	E-mail: mgb28@psu.edu Twitter: @markbrumbaugh

Assoc. AD for Strategic Communications: Jeff Nelson
Associate Directors: Alissa Clendenen, Kris Petersen
Assistant Directors: Mark Brumbaugh, Greg Campbell, Pat Donghia, John Hanna, Will Rottler, Megan Samassa, Arielle Sargent, Jeff Smith
Admin. Assistant: Vonda Harpster
Strategic Communications Office: 814-865-1757
Website: GoPSUsports.com
Address: 101D Bryce Jordan Center, University Park, Pa., 16802

SUNDAY:
9 a.m. - Cumulative stats available at GoPSUsports.com.

MONDAY:
8 p.m. - Game Notes available at GoPSUsports.com.

TUESDAY:
1:28 p.m.: Assistant head coach Terry Smith available on the Big Ten weekly teleconference.

WEDNESDAY:
1:00 p.m. - Penn State Weekly Press Conference James Franklin and at least two players available for questions in person and via telephone at Beaver Stadium.

To participate please contact the Strategic Communications Office at 814-865-1757 prior to 11 a.m. ET. Please contact Strategic Communications for FTP information for video/ audio from the press conference.

Approximately 6:15 p.m. - Wednesday Practice Availability Media can watch last 10 minutes of practice, and one player will be available post-practice.

TUESDAY-WEDNESDAY:
9 a.m. - 2 p.m. - Player Interviews
Selected players available via teleconference interviews. For information, please contact Vonda Harpster at PSU Strategic Communications (vkh1@psu.edu; 814-865-1757).

THURSDAY:
TBA: Thursday Assistant Coach Teleconference
Selected players available via teleconference interviews. For information, please contact Vonda Harpster at PSU Strategic Communications (vkh1@psu.edu; 814-865-1757).

6:05 p.m.: The Penn State Coaches Show at LettermanS in State College (James Franklin).

SATURDAY:
Post-Game: James Franklin and selected players will be available immediately following the game.
Please contact Strategic Communications for FTP audio/ video information (home games only).

BIG STANDINGS

EAST	BIG TEN		OVERALL		
	W-L	%	W-L	%	vs. T25
Michigan	4-0	1.000	7-0	1.000	1-0
PENN STATE	3-1	0.750	5-2	0.714	1-1
Ohio State	3-1	0.750	6-1	0.857	2-0
Maryland	2-2	0.500	5-2	0.714	0-0
Indiana	1-3	0.250	3-4	0.429	0-2
Michigan State	0-4	0.000	2-5	0.286	0-1
Rutgers	0-5	0.000	2-6	0.250	0-3

WEST	BIG TEN		OVERALL		
	W-L	%	W-L	%	vs. T25
Nebraska	4-0	1.000	7-0	1.000	1-0
Northwestern	3-1	0.750	4-3	0.571	0-2
Iowa	3-2	0.600	5-3	0.625	0-1
Minnesota	2-2	0.500	5-2	0.714	0-0
Wisconsin	2-2	0.500	5-2	0.714	1-2
Purdue	1-3	0.250	3-4	0.429	0-1
Illinois	1-3	0.250	2-5	0.286	0-4

BIG TEN SCHEDULE (All Times Eastern)

Saturday, Oct. 29
PENN STATE AT PURDUE, NOON (ABC/ESPN2)
 Minnesota at Illinois, Noon (BTN)
 Michigan at Michigan State, Noon (ESPN)
 Maryland at Indiana, 3:30 p.m. (ESPNU)
 Northwestern at Ohio State, 3:30 p.m. (ESPN)
 Nebraska at Wisconsin, 7 p.m. (ESPN)

BIG TEN MEDIA SERVICES:

BIG TEN CONFERENCE RELEASE/STATISTICS: The Big Ten Conference football release, with standings and statistics, is available at www.bigten.org.

BIG TEN PLAYERS OF THE WEEK: The Big Ten Conference will be announcing Players of the Week every Monday during the season.

BIG TEN COACHES TELECONFERENCE: The Big Ten will conduct a football coaches teleconference every Tuesday during the season, from Aug. 30 to November 22. All 14 head coaches will be available to answer questions for eight minutes. Please contact the Big Ten Communications staff (847-696-1010) for the phone numbers for the teleconference.

MONDAY	TUESDAY	WEDNESDAY	THURSDAY	FRIDAY	SATURDAY	SUNDAY
Game Notes Available by 8 p.m. on GoPSUsports.com	B1G Teleconference 1:28 p.m. (ET) Player Teleconferences	Weekly Press Conference 1 p.m. Practice Availability Approx. 6:15 p.m. Player Teleconferences	PSU Asst. Coach Teleconference Penn State Coaches Show 6:05 p.m. LettermanS	No Coach/Player Availability	Purdue Noon ABC/ESPN2/ Penn State Sports Network Ross-Ade Stadium	Updated Statistics Available 9 a.m. GoPSUsports.com



@PennStateFBall



PSUFBall

2016

PSUnvalued.com

GoPSUsports.com



FRANKLIN FILE

Born: February 2, 1972
Hometown: Langhorne, Pa.
Wife: Fumi
Daughters: Shola & Addison

Education:
 East Stroudsburg, 1995; B.S. in Psychology
 Washington State, 1999; M.A. in Educational Leadership

Playing Career:
 East Stroudsburg; Quarterback, 1991-94

Coaching Experience

2014-pres.	Head Coach	Penn State
2011-13	Head Coach	Vanderbilt
2008-10	Asst HC/Off. Coord./QBs	Maryland
2006-07	Off. Coord./QBs	Kansas State
2005	Wide Receivers	Green Bay Packers
2000-04	Recruiting Coord./WRs	Maryland
1999	Wide Receivers	Idaho State
1998	Grad. Asst./Tight Ends	Washington State
1997	Wide Receivers	James Madison
1996	Grad. Asst./Secondary	East Stroudsburg
1995	Wide Receivers	Kutztown

BOWL RESULTS

Year	School	Bowl	Result (Opp.)
2011	Vanderbilt	Liberty	L, 24-31 (Cincinnati)
2012	Vanderbilt	Music City	W, 38-24 (N.C. State)
2013	Vanderbilt	BBVA Compass	W, 32-21 (Houston)
2014	Penn State	PinStripe	W, 31-30 (Boston College)
2015	Penn State	TaxSlayer	L, 17-24 (Georgia)

HEAD COACH JAMES FRANKLIN

CAREER AT A GLANCE

- Franklin enters his sixth year as a collegiate head coach, leading his first five squads to a bowl game, with post-season victories the past three of the last four years.
- He owns a 43-29 career record, with four consecutive winning seasons.
- Franklin has 21 years of coaching experience at the collegiate and NFL level.
- In his first four years as a head coach, Franklin mentored 16 players that have gone on to the NFL ranks.
- Franklin has secured Top 25 recruiting classes each of the last four seasons, including back-to-back Top 20 classes at Penn State.
- Franklin emphasizes four core values for the Penn State program -- a positive attitude, great work ethic, competing on and off the field and the ability to sacrifice.

NITTANY LIONS ON THE FIELD

- Franklin was named the 16th head football coach in the storied history of the Nittany Lion program on January 11, 2014.
- Franklin guided the Nittany Lions to a 7-6 record in 2015 and a berth in the TaxSlayer Bowl.
- Under Franklin's tutelage, Carl Nassib claimed a trio of national awards -- Lombardi Award, Lott IMPACT Trophy and Ted Hendricks Award -- and became Penn State's 13th unanimous Consensus All-American.
- Nassib also led the nation in sacks with a school-record 15.5 in 2015.
- The 2015 season also saw Christian Hackenberg break every Penn State career passing record, including passing yards, passing touchdowns and completions, and true freshman Saquon Barkley break the freshman season rushing record with a 1,000-yard campaign.
- Barkley was named the Big Ten Network's Freshman of the Year and claimed second team All-Big Ten honors, while wide receiver Chris Godwin (second team) and defensive tackles Austin Johnson (second team) and Anthony Zettel (third team) also earned All-Big Ten accolades.
- Franklin's first season was bookended with a pair of thrilling victories for the Nittany Lions as the Penn State head coach's inaugural season began with a final-play 26-24 victory over UCF in Dublin, Ireland in Penn State's first-ever international game and ended with a comeback, a 31-30 overtime win over Boston College in the New Era PinStripe Bowl in Yankee Stadium. The Nittany Lions overcame a 14-point deficit late in the third quarter, tying the largest comeback in Penn State's bowl history.
- With the PinStripe Bowl win, Franklin became just the third Penn State coach to lead the team to at least seven wins in his first season, joining Dick Harlow (1915) and Bill O'Brien (2012).

- Franklin guided the Nittany Lions to a 4-0 start, joining Harlow as the only first-year Penn State coaches to win their initial four games.
- In Franklin's first season at Penn State, he helped Mike Hull to the Butkus-Fitzgerald Big Ten Linebacker of the Year award to carry on the "Linebacker U" tradition.
- Zettel earned All-Big Ten first team honors, while receiver DeSean Hamilton garnered All-Big Ten second team accolades after pulling in 82 catches for 899 yards.

NITTANY LIONS IN THE CLASSROOM

- The 2015 fall semester saw the Nittany Lions post a record 56 squad members with at least a 3.0 grade-point average, marking the fifth consecutive semester (including summer sessions) the Nittany Lions have had more than 50 student-athletes with a 3.0 GPA or better.
- The 56 Nittany Lions with a 3.0 GPA or higher surpasses the mark of 55 set by the 2008 fall semester for the most 3.0 students in a semester in football program history.
- Additionally, 22 Nittany Lions earned Academic All-Big Ten recognition in 2015.
- Tyler Yazujian collected a berth on the CoSIDA Academic All-America® second team in 2015.
- A total of 23 Nittany Lions posted a 3.5 GPA or higher in the 2015 fall semester, with 19 earning Dean's List recognition for having 3.5 GPA or higher with 12 credits earned in undergraduate work.
- The Nittany Lion freshmen were impressive in the 2015 fall semester with 14 posting a 3.0 or higher.
- During Franklin's first fall semester on campus, the football student-athletes set program records with 25 student-athletes earning Dean's List recognition (3.5 GPA) and 57 players owning a cumulative 3.0 grade-point average (GPA) or higher after the 2014 fall semester.
- Additionally, 51 squad members compiled at least a 3.0 GPA in the fall of 2014, the third-highest semester total in program history.
- The spring of 2015 saw continued success in the classroom with 51 student-athletes compiling at least a 3.0 GPA, marking the first time in program history with 50 or more 3.0s in a spring semester.

NITTANY LIONS IN THE COMMUNITY

- In the last two seasons, the Nittany Lions have completed more than 4,000 hours of community service.
- The Nittany Lions' community service activities include: Uplifting Athletes, THON, Pennsylvania Special Olympics Summer Games, State College Area Food Bank and Penn State Hershey Children's Hospital visits.
- The football team's 2,100 hours of community service in 2014-15 equate to nearly 40 percent of the 5,300

CAREER RECORD

Year	School	Overall	Conf.	Of Note
2011	Vanderbilt	6-7	2-6	lost to Cincinnati, 31-24; Liberty Bowl
2012	Vanderbilt	9-4	4-4	No. 23; def. North Carolina State, 38-24; Music City Bowl
2013	Vanderbilt	9-4	5-3	No. 20; def. Houston, 23-21; BBVA Compass Bowl
2014	Penn State	7-6	2-6	2nd PSU coach to start career 4-0; def. BC, 31-30 (OT) PinStripe Bowl
2015	Penn State	7-6	4-4	lost to Georgia, 24-17; TaxSlayer Bowl
2016	Penn State	5-2	3-1	
Total (6 Years)		43-29	20-24	Five Bowl Appearances
Vanderbilt Record (3 Years)		24-15	11-13	Consecutive Top-25 Finishes for 1st Time in VU History
Penn State Record (3 Years)		19-14	9-11	Three Consecutive Bowl Appearances



@PennStateFBall



PSUFBall

2016

PSUnvalued.com

GoPSUsports.com

community service hours by Penn State student-athletes.

- The engaging and enthusiastic Franklin is a popular speaker and media interview subject. He was a guest analyst on ESPN's coverage from the site of college football's National Championship game, spending a day appearing on various ESPN platforms in 2013 and 2014. In 2015, Franklin joined the FOX studio crew for pregame, halftime and postgame coverage of the Big Ten Championship game.



- In February 2015, Franklin was the lone college head coach among the speakers and panelists at the prestigious MIT Sloan Sports Analytics Conference in Boston. He was a panelist for the session, "The Formula to Win: College Football Analytics," which was moderated by CNN anchor/reporter Rachel Nichols.

RECRUITING SUCCESS

- The Class of 2016 at Penn State finished in the Top 20, ranking as high as 18th by ESPN, and featured a pair of five-star recruits.
- In 2016, Franklin secured the No. 1 player in the state of Pennsylvania (Miles Sanders) for the first time since Jared Odrick (2006).
- The Nittany Lions laid claim to the No. 1 running back in the state of Pennsylvania in 2015 (Saquon Barkley) and 2016 (Sanders).
- Forty-three of the 70 signees under Franklin are from within a 350-mile radius of State College.
- In February 2015, the Nittany Lions' highly-regarded class of 25 signees was ranked in the Top 15 nationally by the four major recruiting services.
- Franklin and his staff organized a Top 25 recruiting class in short order after being hired at Penn State in January 2014.
- While at Vanderbilt, Franklin assembled a recruiting class that finished as high as 19th in 2014.
- In each of his three seasons in Nashville, Franklin signed classes that finished in the Top 50 nationally. Prior to Franklin's arrival, the Commodores average class rank was 64.6 since 2000 (based on 247Sports composite).

HELPING THE COMMODORES GET THEIR WINGS

- Franklin directed Vanderbilt to consecutive Top 25 finishes for the first time in the 124-year history of the program (No. 23/24 -- 2013 & No. 23/20 -- 2012).
- The Commodores finished 23rd in the final 2012 Associated Press poll, marking their first AP final ranking since 1948.
- Franklin's 24 wins tied Dan McGugin for the most by a Vanderbilt coach in his first three seasons.
- Franklin led Vanderbilt to a bowl game in each of his three seasons in Nashville, with the last two years resulting in wins over North Carolina State (Music City Bowl) and Houston (BBVA Compass Bowl). The Commodores had played in four bowl games all-time in the 121 seasons prior to his arrival, none in consecutive years.
- Vanderbilt has posted four nine-win seasons in program history, with Franklin's last two teams comprising half of the total.
- Over the last 20 games during the 2012-13 seasons, the Commodores' 16-4 record was second-best in the SEC to Alabama's 17-3 mark.
- Franklin guided the Commodores to a 6-6 regular-season record and earned a berth in the Liberty Bowl during his first season after inheriting a Vanderbilt team that finished 2-10 in both 2009 and 2010, including a 1-15 SEC mark.
- The 2011 bowl berth was Vanderbilt's second since 1983 and running back Zac Stacy broke the Commodores' season record with 1,193 rushing yards.
- The Commodores had a breakthrough campaign in 2012 under Franklin, finishing on a seven-game winning streak (longest since 1948) to post a 9-4 mark, Vanderbilt's most wins in 97 years, and a berth in the Music City Bowl, which VU defeated N.C. State, 38-24.
- A victory at Missouri sparked an 8-1 finish, which included three consecutive SEC road wins for the first time in program history.
- The Commodores were 5-3 in SEC play, winning five SEC games for the first time since 1935, and posted two shutouts for the first time since 1968.
- Franklin was among five finalists for the Bear Bryant National Coach of the Year award in 2012.
- Stacy became the first player in Vanderbilt history to rush for 1,000 yards in consecutive seasons, gaining 1,141 yards to finish with a school-record 3,143 yards and 30 rushing touchdowns.
- Wide receiver Jordan Matthews broke the Vanderbilt season receiving record with 1,363 yards on 94 catches.
- Vanderbilt continued its historic rise under Franklin during the 2013 season, capping a school-record second consecutive 9-4 campaign with a 41-24 win over Houston in the BBVA Compass Bowl.
- The Commodores defeated Florida, Georgia and Tennessee in the same season for the first time in program history, winning in Gainesville and Knoxville.
- Franklin helped Matthews develop into a two-time All-American and the SEC's career leader in receptions (262) and receiving yardage (3,759). Matthews broke the SEC season record with 112 receptions for 1,477 yards and seven touchdowns in 2013, becoming the first SEC receiver to make 100 catches in a season.

RISING UP THE RANKS

- Franklin began his coaching career as the wide receivers coach at Kutztown (Pa.) University (1995) and was a graduate assistant coach at his alma mater, East Stroudsburg (Pa.) University in 1996, working with the secondary.
- He then was the wide receivers coach at James Madison (1997), a graduate assistant (tight ends) at Washington State in 1998 and the wide receivers coach at Idaho State (1999).
- In 2000, Franklin was named the wide receivers coach at Maryland under head coach Ron Vanderlinden, who would go on to coach the Penn State linebackers from 2001-13.
- Franklin continued in that role under new head coach Ralph Friedgen in 2002 and '03 and helped the Terps to three consecutive 10-win seasons, including an appearance in the 2002 FedEx Orange Bowl. In 2003, Franklin added duties as recruiting coordinator and directed back-to-back recruiting classes ranked in the Top 25 nationally. Franklin and former Nittany Lion head coach Bill O'Brien (running backs) were Maryland assistant coaches in 2003 and '04 under Friedgen.
- After five successful years at Maryland, Franklin was named wide receivers coach on Mike Sherman's Green Bay Packers staff in 2005. During that season, Green Bay ranked third in the NFL in receptions (383) and seventh in receiving yards (3,766). Donald Driver was among the top receivers in the NFL, ranking second in receptions and eighth in receiving yards, with a then-career-high 86 catches for 1,221 yards.
- Franklin served as the offensive coordinator and quarterbacks coach at Kansas State during the 2006-07 seasons under head coach Ron Prince. In 2006, he helped the Wildcats to their first winning season in four years. Franklin coached quarterback Josh Freeman and oversaw an offense that produced a 3,000-yard passer (Freeman), 1,500-yard receiver (All-American wide receiver Jordy Nelson) and 1,000-yard rusher (James Johnson) during the 2007 season, a first in school history. Freeman would go on to become the Wildcats' highest NFL offensive draft pick since 1954 when the Tampa Bay Buccaneers selected him 17th overall in the 2009 NFL Draft.
- Franklin returned to Maryland in 2008 as the Terps' assistant head coach and offensive coordinator. He helped the Terrapins to victories in the 2008 Humanitarian Bowl and the 2010 Military Bowl. The 2010 squad was among the national leaders in scoring offense at 32.2 points per game and was led by ACC Rookie of the Year quarterback Danny O'Brien. He threw for 2,438 yards, 22 touchdowns and only eight interceptions in 2010, with All-ACC receiver Torrey Smith making 67 catches for 1,055 yards and 12 scores.
- In 1998, Franklin began his participation in the NFL's Minority Coaching Fellowship Program, starting with a stint with the Miami Dolphins and working with Hall of Fame quarterback Dan Marino. Franklin also worked with Donovan McNabb of the Philadelphia Eagles (1999) and Minnesota Vikings (2008) in the NFL program.

PLAYING CAREER

- Franklin was a four-year letterman at quarterback and a two-time All-PSAC selection at East Stroudsburg.
- He set seven school records as a senior to earn team MVP honors and was a Harlon Hill Trophy nominee as the NCAA Division II Player of the Year.
- Among the season records he set were for total offense (3,128 yards), passing yards (2,586) and touchdown passes (19).
- Franklin graduated having broken or tied 23 school records.
- Franklin will be inducted into the East Stroudsburg Athletics Hall of Fame Oct. 15, 2016.

PERSONAL

- Franklin graduated from East Stroudsburg in 1995 with a degree in psychology and earned a master's degree in educational leadership from Washington State University.
- Franklin graduated from Neshaminy High School in Langhorne.
- Franklin and his wife, Fumi, have two daughters, Shola and Addison.



@PennStateFBall



PSUfball

2016

PSUnvalued.com

GoPSUsports.com

OPPONENT TRACKER

KENT STATE *kentstatesports.com*
OVERALL: 2-6 **MAC:** 1-3
THIS WEEK: at Central Michigan
LAST WEEK: L, 10-14, Ohio

PITT *pittsburghpanthers.com*
OVERALL: 5-2 **ACC:** 2-1
THIS WEEK: host Virginia Tech (Thursday)
LAST WEEK: Off

TEMPLE *owlsports.com*
OVERALL: 5-3 **AAC:** 3-1
THIS WEEK: host Cincinnati
LAST WEEK: W, 46-30, USF

MICHIGAN *mgoblue.com*
OVERALL: 7-0 **B1G:** 4-0 (East)
THIS WEEK: at Michigan State
LAST WEEK: W, 41-8, Illinois

MINNESOTA *gophersports.com*
OVERALL: 5-2 **B1G:** 2-2 (West)
THIS WEEK: at Illinois
LAST WEEK: W, 34-32, Rutgers

MARYLAND *umterps.com*
OVERALL: 5-2 **B1G:** 2-2 (East)
THIS WEEK: at Indiana
LAST WEEK: W, 28-17, Michigan State

OHIO STATE *ohiostatebuckeyes.com*
OVERALL: 6-1 **B1G:** 3-1 (East)
THIS WEEK: host Northwestern
LAST WEEK: L, 21-24, Penn State

PURDUE *purduesports.com*
OVERALL: 3-4 **B1G:** 1-3 (West)
THIS WEEK: host Penn State
LAST WEEK: L, 14-27, Nebraska

IOWA *hawkeyesports.com*
OVERALL: 5-3 **B1G:** 3-2 (West)
THIS WEEK: Off
LAST WEEK: W, 49-35, Purdue

INDIANA *iuhoosiers.com*
OVERALL: 3-4 **B1G:** 1-3 (East)
THIS WEEK: host Maryland
LAST WEEK: L, 14-24, Northwestern

RUTGERS *scarletknights.com*
OVERALL: 2-6 **B1G:** 0-5 (East)
THIS WEEK: Off
LAST WEEK: L, 32-34, at Minnesota

MICHIGAN STATE *msuspartans.com*
OVERALL: 2-5 **B1G:** 0-4 (East)
THIS WEEK: host Michigan
LAST WEEK: L, 17-28, Michigan State

NATIONAL POLLS

AP (Week 9)

1.	Alabama (60)	8-0	1524
2.	Michigan (1)	7-0	1446
3.	Clemson	7-0	1382
4.	Washington	7-0	1373
5.	Louisville	6-1	1276
6.	Ohio State	6-1	1143
7.	Nebraska	7-0	1083
8.	Baylor	6-0	1063
9.	Texas A&M	6-1	1007
10.	West Virginia	6-0	997
11.	Wisconsin	5-2	980
12.	Florida State	5-2	725
13.	Boise State	7-0	716
14.	Florida	5-1	654
15.	Auburn	5-2	641
16.	Oklahoma	5-2	626
17.	Utah	7-1	584
18.	Tennessee	5-2	572
19.	LSU	5-2	352
20.	Western Michigan	8-0	349
21.	North Carolina	6-2	328
22.	Navy	5-1	251
23.	Colorado	6-2	207
24.	PENN STATE	5-2	193
25.	Virginia Tech	5-2	110

Others receiving votes: Washington State 84, Houston 67, Oklahoma State 62, Arkansas 14, Troy 6, USC 5, San Diego State 2, **Pittsburgh 2**, SMU 1

USA TODAY/COACHES (Week 9)

1.	Alabama (63)	8-0	1599
2.	Michigan	7-0	1486
3.	Clemson (1)	7-0	1485
4.	Washington	7-0	1434
5.	Louisville	6-1	1321
6.	Baylor	6-0	1194
	Nebraska	7-0	1194
8.	Ohio State	6-1	1137
9.	West Virginia	6-0	1007
10.	Texas A&M	6-1	979
11.	Wisconsin	5-2	963
12.	Florida	5-1	821
13.	Boise State	7-0	776
14.	Florida State	5-2	767
15.	Oklahoma	5-2	692
16.	Utah	7-1	664
17.	Auburn	5-2	552
18.	Tennessee	5-2	523
19.	LSU	5-2	424
20.	North Carolina	6-2	388
21.	Western Michigan	8-0	352
22.	Navy	5-1	243
23.	Colorado	6-2	242
24.	Houston	6-2	144
25.	Virginia Tech	5-2	116

Others receiving votes: Washington State 93, **PENN STATE 80**, Oklahoma State 64, San Diego State 15, Arkansas 11, USC 7, Troy 6, Miami 5, Middle Tennessee 3, South Florida 3, Ole Miss 3, Tulsa 2, **Pittsburgh 2**, Appalachian State 2, Wyoming 1

PENN STATE IN THE POLLS

Date	AP	COACHES
Preseason	-	-
Week 2 (9/6)	-	-
Week 3 (9/11)	-	-
Week 4 (9/18)	-	-
Week 5 (9/25)	-	-
Week 6 (10/2)	-	-
Week 7 (10/9)	-	RV
Week 8 (10/16)	-	-
Week 9 (10/23)	24	RV
Week 10 (10/30)		
Week 11 (11/6)		
Week 12 (11/13)		
Week 13 (11/20)		
Week 14 (11/27)		
Week 15 (12/4)		
Week 16 (Pre Bowl)		

COLLEGE FOOTBALL PLAYOFF

In 2016, the College Football Playoff Selection Committee will issue its first rankings on Tuesday, November 1. The dates for the rankings are as follows:

- November 1
- November 8
- November 15
- November 22
- November 29
- December 4 (Selection Day and Playoff Semifinal teams announced)

Home Game
 Away Game

SERIES NOTES

INTERIM HEAD COACH GERAD PARKER

- Gerad Parker was elevated to interim head coach Oct. 16, 2016, taking over for Darrell Hazell, who was relieved of his duties.
- Parker is in his fourth season at Purdue. He was hired Feb. 11, 2013, and spent his first two seasons as tight ends coach before becoming wide receivers coach in 2015. He also has served as recruiting coordinator.
- Parker previously worked at Marshall, joining the Thundering Herd coaching staff in the spring of 2011 and spending two years as wide receivers coach. Prior to Marshall, Parker spent three seasons at UT-Martin as the Skyhawks' passing game coordinator, recruiting coordinator, wide receivers and running backs coach.
- He began his collegiate coaching career as a graduate assistant at Kentucky, his alma mater. He was a four-year letterwinner as a student-athlete, graduating in 2003.

SCOUTING THE BOILERMAKERS

- Purdue is 3-4 overall and 1-3 in Big Ten play. Its lone Big Ten win came over Illinois in overtime, 34-31.
- The Boilermakers are under the guidance of interim head coach Gerad Parker. It will be Parker's second game at the helm.
- Parker guided Purdue to a 14-10 halftime lead over No. 8 Nebraska in his debut game, Oct. 22, but the Huskers rallied in the second half to win 27-14.
- Purdue quarterback David Blough finished 25-of-43 passing for 309 yards, two touchdowns and an interception in the game.
- Blough's top target was fellow senior DeAngelo Yancey, who had four catches for 100 yards and both touchdowns.
- Purdue leads the Big Ten and ranks 16th in FBS in passing offense, averaging 306.0 yards per game. The Boilermakers are also effective at keeping their quarterback upright, ranking third in the Big Ten averaging 1.57 sacks allowed per game.
- Third down conversions are another strength, as Purdue ranks fourth in the Big Ten with a 47.4% rate.
- The Boilermakers are one of the most disciplined teams in the country, ranking third in the conference and 10th in the nation with just 4.43 penalties per game.

TOP PERFORMANCES - PENN STATE

Rushing

Zach Zwinak	26 for 149 yds (*13)
Zach Zwinak	21 for 134 yds (*12)
Curtis Enis	37 for 186 yds (*97)

Passing

Matt McGloin	22-of-26, 321 yds, 2 TD (*12)
Wally Richardson	18-of-29, 281 yds (*95)

Receiving

Brandon Felder	6 for 129, 1 TD (*12)
Bobby Ingram	9 for 203 (*95)

TOP PERFORMANCES - PURDUE

Rushing

Mike Alstott	24 for 149 (*95)
Brandon Jones	29 for 149 (*03)

Passing

Drew Brees	31-of-48, 379 yds (*99)
Drew Brees	39-of-58, 361 yds (*98)

Receiving

Vinny Sutherland	10 for 152 (*99)
------------------	------------------

SERIES RECORD

Penn State and Purdue have met 17 times, with the Nittany Lions owning a 13-3-1 advantage in the series. This is the first meeting between the teams since 2013.

The teams first met in 1951 when Penn State dropped a 28-0 decision at Purdue. The Boilermakers and Nittany Lions played to a 20-20 tie in 1952, but didn't meet again until 1995 when they met as conference opponents. Penn State has won 13 of the 15 Big Ten meetings, only dropping contests in 2003 and 2004.

Penn State holds a 6-2 record at Purdue.

Year	Site	Result
1951	Away	Purdue, 28-0
1952	Home	Tie, 20-20
1995	Away	Penn State 26-23
1996	Home	Penn State, 31-14
1997	Away	Penn State, 42-17
1998	Home	Penn State, 31-13
1999	Away	Penn State, 31-25
2000	Home	Penn State, 22-20
2003	Away	Purdue, 41-28
2004	Home	Purdue, 20-13
2005	Home	Penn State, 33-15
2006	Away	Penn State, 12-0
2007	Home	Penn State, 26-19
2008	Away	Penn State, 20-6
2011	Home	Penn State, 23-18
2012	Away	Penn State, 34-9
2013	Home	Penn State, 45-21

LAST MEETING

PENN STATE ROLLS OVER PURDUE, 45-21

Zach Zwinak equaled his careerhigh with three rushing touchdowns and Allen Robinson continued his ascension on the Penn State receiving leaderboard, as Penn State topped Purdue, 45-21, in Beaver Stadium.

With his three rushing touchdowns, Zwinak pushed his season total to 12 to become the 16th individual Nittany Lion, and first since Darryl Clark and Evan Royster in 2008, to rush for at least 10 touchdowns in a season. Zwinak, who also moved into a tie for ninth place for season rushing scores, finished the game with his ninth career 100-yard game (149 yards) on 26 carries.

Robinson broke his own school season record with his 78th reception on an 18-yard, second-quarter grab. The junior standout hauled in eight passes to move into a tie for third place (Derrick Williams) on Penn State's career receiving list (161).

Christian Hackenberg completed 16-of-23 passes for 212 yards and two touchdowns (one rushing). Bill Belton ran for a 5-yard touchdown and Adam Breneman collected an 8-yard grab for his first career touchdown catch.

The Nittany Lions out-gained Purdue, 501-264, including a 289-41 margin on the ground. The 289 rushing yards were a season high and the most by Penn State since gaining 338 yards at Illinois in 2009.

The defense forced three turnovers and six Nittany Lions contributed sacks. Adrian Amos led the unit with eight tackles, and career highs of 2.5 tackles for loss and 1.5 sacks, while Austin Johnson and Mike Hull recovered fumbles. Jordan Lucas corralled his team-high third interception of the season in the second quarter.

The Nittany Lions registered touchdowns on four of their five first-half possessions en route to a 28-14 halftime lead.



TEAM STATISTICS

	PUR	PSU
First Downs	14	31
Rushing Yards	41	289
Passing Yards	223	212
Passing (C-A-Int)	21-33-1	16-23-1
Total Offense	264	501
Plays	53	81
Fumbles (#-Lost)	4-2	1-1
Penalties (#-Yards)	5-61	2-21
Possession Time	23:31	36:29
3rd Down Conv.	4-11	10-12
Red-Zone	2-2	7-7
Touchdowns	2	6
Field Goals	0	1

GAME LEADERS

* Top performers from each school based on yardage.

PENN STATE

Rushing

Zach Zwinak	26 for 149 yds, 3 TD
Bill Belton	19 for 81 yds, TD

Passing

Christian Hackenberg	16-of-23 for 212 yds 1 TD/1 INT
----------------------	------------------------------------

Receiving

Allen Robinson	8 for 98 yds
Geno Lewis	3 for 19 yds

Tackles (U-A-Total)

Jordan Lucas	6-2-8
Ryan Keiser	3-4-7

PURDUE

Rushing

Akeem Hunt	6 for 22 yds
Kurt Freytag	1 for 14 yds

Passing

Danny Etling	21-of-33 for 223 yds 1 TD/1 INT
--------------	------------------------------------

Receiving

DeAngelo Yancey	4 for 83 yds
Cameron Posey	6 for 64 yds

Tackles (U-A-Total)

Will Lucas	4-6-10
Frankie Williams	5-2-7

OTHER

Date	November 16, 2013
Location	University Park, Pa.
Stadium	Beaver Stadium
Attendance	96,491
Time of Game	2:56
Penn State	6-4, 3-3 Big Ten
Purdue	1-9, 0-6 Big Ten

RECORD BREAKDOWN

Overall Record	5-2
Day Games	4-2
Night Games (6 p.m. or later)	1-0
TV Games	0-0
ABC	1-1
BTN	4-0
ESPN	0-1
Scoring First	3-0
Opponent Scoring First	2-2
Leading at the Half	3-0
Trailing at the Half	2-2
Tied at the Half	0-0
Leading after Third Qtr.	4-0
Trailing after Third Qtr.	1-2
Tied after Third Qtr.	0-0
Overtime Games	1-0
Scoring less than 20 pts.	0-1
Scoring 20-29 points	2-0
Scoring 30-39 Points	3-1
Scoring 40+ Points	0-0
Allowing 10 points or less	0-0
Allowing 11-20 points	2-0
Allowing 21-30 points	3-0
Allowing 31+ points	0-2
Rushing for less than 100 yds.	0-1
Rushing for 100-199 yds	4-1
Rushing for 200-299 yds	0-0
Rushing for 300+ yds	1-0
Passing for less than 200 yds.	1-1
Passing for 200-299 yds.	3-0
Passing for 300-399 yds.	1-1
Passing for 400+ yds	0-0
Totalling less than 300 yds total offense.	1-1
300-399 yds of total offense.	1-0
400-499 yds of total offense.	2-1
500+ yds of total offense	1-0
Allowing less than 100 yds rushing.	1-0
Allowing more than 100 yds rushing	4-2
Allowing less than 300 yds total offense	2-0
Allowing 300+ yds total offense	3-2
Having a 100-yd rusher	2-0
Having two 100-yd rushers.	0-0
Not having a 100-yd rusher	3-2
Opp. having a 100-yd rusher	1-2
No turnovers	1-0
1-3 turnovers	3-1
3+ turnovers.	1-1
No takeaways.	1-1
1 or 2 takeaways	3-1
3 or more takeaways	1-0
More than 30:00 of possession	1-0
Less than 30:00 of possession	4-2

PENN STATE'S WINS VS. LOSSES (AVG.)

	Wins	Losses
Points Scored	31.6	24.5
First Downs	20.0	16
Total Offense	405.6	298.5
Rushing Yards	178.2	72.0
Passing Yards	227.4	226.5
Time of Possession	27:18	24:21
3rd Down Conv. Pct.	28%	18%
Points Allowed	20.2	45.5
Total Offense Allowed	351.0	473.5
Rushing Yds Allowed	150.8	333.5
Passing Yds Allowed	200.2	140.0

PURDUE NOTES

NITTANY LIONS ENTER AP TOP 25

- Following a thrilling comeback win over No. 2 Ohio State Saturday night in the Penn State White Out, the Nittany Lions entered the Associated Press Top 25 in the 24th slot.
- See Historic Win on Page 11.**
- This marks the first time that Penn State has been ranked since week 15 of the 2011 season.
- Penn State is off to its best start since starting the 2012 season at 5-2.

RETURN TO THE ROAD

- After spending the past four weeks at home (three games, one bye week), Penn State is playing its first road game since Sept. 24 at Michigan.
- Penn State played five of its first seven games this season at home, winning all five, but has come up short in its first two away games (Pitt, Michigan).
- Three of Penn State's final five road games will be on the road (Purdue, Oct. 29; Indiana, Nov. 12; Rutgers, Nov. 19).
- The Nittany Lions have been on the short end in their last seven true road contests, last winning at Indiana on Nov. 18, 2014.
- During the same time period, Penn State won two neutral site contests: The Pinstripe Bowl against Boston College on Dec. 27, 2014 and against Maryland in Baltimore's M&T Bank Stadium on Oct. 24, 2015.

PENN STATE-PURDUE CONNECTIONS

- Penn State sophomore RB **Mark Allen** and freshman DE **Shane Simmons** both attended Dematha Catholic with Purdue junior Ja'Whaun Bentley.
- Penn State co-defensive coordinator and defensive backs coach **Tim Banks** just missed Purdue offensive coordinator and tight ends coach Terry Malone at Bowling Green. Malone was on the coaching staff from 1986-95, while Banks joined the staff as a graduate assistant in 1996.

NITTANY LION FROM INDIANA

- QB **Tommy Stevens** - Indianapolis/Decatur Central

PENN STATE VS. BIG TEN

- Penn State owns a 194-99-3 mark against Big Ten Conference teams since the Nittany Lions first opposed Ohio State in 1912.
- The Nittany Lions began play as a member of the Big Ten Conference in 1993 and have a 116-72 mark.
- Prior to joining the conference, Penn State played 107 games vs. the current Big Ten alignment and was 79-25-3 in those games.

Opponent	Record	1st Meeting	Last Meeting
Illinois	18-5	1954	2015
Indiana	18-1	1993	2015
Iowa	13-12	1930	2012
Maryland	37-2-1	1917	2016
Michigan	7-13	1993	2014
Michigan State	14-15-1	1914	2014
Minnesota	9-5	1993	2016
Nebraska	7-9	1920	2013
Northwestern	13-6	1993	2015
Ohio State	14-18	1912	2016
Purdue	13-3-1	1951	2013
Rutgers	24-2	1918	2015
Wisconsin	8-9	1953	2013

MUST SEE TV

- Penn State is appearing on ABC for the third time this season and the second week in a row.
- Penn State last appeared on ABC three times in 2014.
- According to overnight Nielsen TV ratings, over 6 million people watched Penn State's thrilling come-from-behind win over then-No. 2 Ohio State on ABC.
- It was the most-watched broadcast television show on broadcast TV during the primetime slot Saturday.
- Viewership peaked at a 5.8 rating from 11:30-11:45 p.m. and garnered a 4.2 overall, up 27 percent from the comparable window in 2015.
- It marked the best game on ABC in week 8.

COLLECTING HARDWARE

- Penn State has drawn numerous accolades during its three-game winning streak.
 - The Football Writers Association of America and Athlon Sports both recognized Penn State as the National Team of the Week for defeating Ohio State.
 - The Nittany Lions claimed half of the weekly Big Ten accolades for a second consecutive week (not including the bye week) after the win over Ohio State, as linebacker **Brandon Bell** was named the Defensive Player of the Week following an 18-tackle performance, and **Marcus Allen** and **Grant Haley** shared Special Teams Player of the Week honors after teaming up to block a field goal and return it for the game-winning touchdown, respectively.
 - A Nittany Lion has claimed Big Ten Defensive Player of the Week honors in three of the last four weeks (bye week was the week without a winner). The feat was last accomplished in 2012 when Michael Mauti (Illinois), Gerald Hodges (Northwestern) and Jordan Hill (Iowa) garnered weekly plaудits.
 - Bell was also named the Bednarik Player of the Week.
 - Allen and Haley are the first Penn State players to win Special Teams Player of the Week since Sam Ficken was a two-time winner in 2014.
 - Haley was also named the Rose Bowl Big Ten Player of the Week, while Bell was named the College Sports Madness National Defensive Player of the Week.
 - Four Penn State coaches also earned awards.
 - The Bobby Dodd Coach of the Year Foundation and Chick-fil-A Peach Bowl named **James Franklin** The Dodd Trophy Coach of the Week.
 - Defensive coordinator **Brent Pry** was named the Defensive Coordinator of the Week by Athlon Sports.
 - Special teams coach **Charles Huff** and defensive line coach **Sean Spencer** were honored at their respective positions for the week by Coaching Search.
 - Pro Football Focus named **T Brendan Mahon** to its Team of the Week.
 - Running back **Saquon Barkley** and junior linebacker **Brandon Smith** were selected as the Big Ten Offensive and Defensive Player of the Week, respectively, after outstanding performances in the win over Maryland.
 - The last time the Nittany Lions had both the Big Ten Offensive and Defensive Player of the Week was in 2009 when Daryll Clark and NaVorro Bowman won the awards after the Michigan State game.
 - Allen claimed the Oct. 3 Big Ten Co-Defensive Player of the Week and Big Ten Rose Bowl Player of the Week after a 22-tackle performance against Minnesota.
- See Honors & Awards on Page 10.**

COMEBACKS

- Two of Penn State's last three victories have featured double-digit comebacks.
- The comeback trend started against Minnesota. Penn State trailed by 10 at halftime (13-3) and rallied to win 29-26 overtime.
- Against Ohio State Penn State trailed by 14 points entering the fourth quarter, but scored 17 to win.
- Penn State won when trailing going into the fourth quarter by at least 14 points for the first time since at least 1967.
- The Nittany Lions trailed Michigan State by 13 points (37-24) in 1993 entering the fourth quarter. Penn State won the game 38-37.
- It was the Nittany Lions' biggest comeback win since erasing a 21-7 deficit to defeat Boston College in the 2014 Pinstripe Bowl.
- See Historic Win on Page 11.**
- It was the biggest comeback win in a Big Ten game and at home since rallying from a 21-0 deficit in the second quarter for a 35-21 win over Northwestern on Nov. 6, 2010.

BEATING UNBEATEN

- Penn State played four undefeated teams in each of its last four games and spoiled undefeated seasons in the last three (Minnesota, Maryland and Ohio State).
- Kent State (0-0), Pitt (1-0), Temple (1-1), Michigan (3-0), Minnesota (3-0), Maryland (4-0) and Ohio State (6-0) combined for an 18-1 record prior to playing PSU.



@PennStateFBall



PSUFBall

2016

PSUnvaled.com

GoPSUsports.com

CLAMPING DOWN ON D

- Penn State held Ohio State to a season low 21 points, well below the Buckeyes' average of 49.3 entering the game. The Buckeyes' ground game was held to 168 yards, well-below its previous average of 300.5.
- The Nittany Lion defense held Ohio State scoreless in two quarters for the first time since the Michigan State game last season.
- According to ESPN Stats & Info, Ohio State QB J.T. Barrett was sacked or under duress on 44 percent of his dropbacks, the second-most in his career.
- The Nittany Lion defense had a season-high 11.0 tackles for loss. It was also the most TFLs for Penn State since Maryland (11.0) last season.
- The 11.0 tackles for loss were the most yielded by the Buckeyes since giving up 11.0 TFL vs. Alabama on Jan. 1, 2015.
- The 6.0 sacks given up by Ohio State were the most since yielding 7.0 against Virginia Tech on Sept. 6, 2014. Entering the Penn State game, the Buckeyes had only surrendered five sacks all season, but allowed five in the second half alone.
- Penn State allowed a season-low 11 first downs to Maryland, its fewest allowed in a Big Ten game since holding Minnesota to seven in 2009.
- Penn State held Maryland well below its season averages entering the game. The Terps were averaging 43.2 points per game, while allowing just 14.5. They rushed for an average of 300 yards in the first four games before being held to 170 rushing yards and 270 yards of total offense (466.2 average).
- The 100 yards passing allowed were the fewest in a Big Ten game since giving up 68 at Indiana in 2014.
- Penn State has been at its strongest late in games.
- Penn State has allowed a total of 30 third-quarter points through seven games this season, an average of 4.3 points in the third stanza.
- Just 74 of the 192 points allowed by Penn State have been after halftime. Penn State has shut out two teams in the second half: Kent State and Maryland.

STOPS BEHIND THE LINE

- Penn State has picked up where it left off in the tackles for loss category, ranking fourth in FBS and second in the Big Ten, averaging 9.0 per game.
- Penn State has set season-highs in the category in each of its last two games, posting 11 against Ohio State and 10 TFLs against Maryland.
- Against Ohio State, nine different players assisted on a stop behind the line, led by DE **Garrett Sickles** with a career-high 3.5 and LB **Jason Cabinda** with 2.0.
- Against Maryland 10 different players contributed for TFLs with LB **Koa Farmer** leading with 1.5.
- LB **Manny Bowen** made 2.0 stops behind the line against Minnesota to lead Penn State to nine for the game. Ten different players recorded at least an assist.
- DT **Parker Cothren** made a career high 2.5 tackles for loss to lead PSU to eight total against Temple.
- Led by a career-high 3.0 TFLs from LB **Nyeem Wartman-White**, Penn State totaled nine at Pitt.
- Penn State registered 10 against Kent State.
- In 2015, Penn State ranked sixth in FBS and topped the Big Ten with 8.2 tackles for loss per game. The 106 total TFLs were the most since 2007 (120).

McSORLEY BECOMES GROUND THREAT

- After totaling just 32 yards rushing and one rushing touchdown in the first four games this season, QB **Trace McSorley** has rushed for 217 yards and three touchdowns in the last three games.
- McSorley is the first Penn State quarterback with three consecutive games with both a rushing touchdown and passing touchdown since Matt McGloin in 2012 (vs. Temple, at Illinois, vs. Northwestern)
- Against Ohio State, McSorley rushed a career-high 19 times, gaining 63 yards and a touchdown.
- Against Maryland, McSorley had a career-high 81 rushing yards on 18 attempts, the most rushing yards by a Penn State quarterback since Daryll Clark had 83 against Illinois in 2009. His previous high of 73 yards came the previous week vs. Minnesota.
- McSorley's 73 rushing yards on only eight attempts against Minnesota led the team. The last Penn State quarterback to lead the team in rushing was Michael Robinson at Michigan State on Nov. 19, 2005. Robinson had 90 yards on 13 carries with one touchdown run against the Spartans.

McSORLEY AT THE HELM

- Sophomore quarterback **Trace McSorley** is fifth in the Big Ten in passing yards with 1,590 in his first season as the starting quarterback.
See National Nits on Page 13.
- His second-quarter touchdown pass against Ohio State marked the eighth straight game with a touchdown pass.
- The last PSU quarterback to throw a touchdown pass in eight or more consecutive games was Christian Hackenberg, who posted an eight-game streak in 2013. Matt McGloin had a 13-game streak starting with the last game of 2011 and the entire 2012 season.
- McSorley has thrown for 200 or more yards in four of his seven career starts.
- McSorley had one of the most productive games by a Nittany Lion ever against Minnesota. He accounted for 408 yards of total offense -- 335 passing and 74 rushing -- to mark the third-highest total in school history. It was the most yards of total offense since Christian Hackenberg posted a school-record 454 yards against UCF in the 2014 Croke Park Classic vs. UCF. McSorley also had his longest career completion, an 80-yard touchdown to **Irvin Charles**.
- McSorley posted his second career game with 300-plus passing yards, ending the night with 335 yards on 19-of-41 passing with one touchdown and zero interceptions.
- McSorley's 335 passing yards were a career high, moving past his 332 yards at Pitt earlier this season, and rank No. 13 on the all-time passing list.
- McSorley is the 12th quarterback in Penn State history to register a 300-yard passing game, and just the fifth to record to have multiple 300-yard pass games, joining Christian Hackenberg, Matt McGloin, Kerry Collins and Daryll Clark.
See Records Watch on Page 25.
- Penn State was one of 10 teams that did not have an FBS start at quarterback on its roster.
- The other teams were Arizona State, Arkansas, North Carolina, NC State, Rice, USC, Utah, UMass and Big Ten foe Wisconsin.

WINNINGEST PROGRAMS

In its 130th season of varsity football, Penn State has posted 861 victories to rank No. 8 in the nation. The Lions' success is not solely due to longevity though, as Penn State also ranks in the Top 10 in all-time winning percentage. As of Oct. 23, 2016.

TOTAL VICTORIES

1.	Michigan (137)	Big Ten	932
2.	Notre Dame (128)	Independent	901
3.	Texas (128)	Big 12	889
4.	Nebraska (127)	Big Ten	887
5.	Ohio State (127)	Big Ten	881
6.	Alabama (122)	SEC	872
7.	Oklahoma (122)	Big 12	866
8.	PENN STATE (130)	Big Ten	861
9.	Tennessee (120)	SEC	825
10.	USC (123)	Pac-12	815

WINNING PERCENTAGE (YEARS - MIN 25 IN D1)

1.	Michigan (137)	Big Ten	.7313
2.	Notre Dame (128)	Independent	.7312
3.	Boise State (49)	Mountain West	.726
4.	Ohio State (127)	Big Ten	.723
5.	Alabama (122)	SEC	.7200
6.	Oklahoma (122)	Big 12	.7198
7.	Texas (124)	Big 12	.708
8.	Nebraska (127)	Big Ten	.700
9.	USC (123)	Pac-12	.699
10.	PENN STATE (130)	Big Ten	.685
11.	Tennessee (120)	SEC	.681
12.	Florida State (70)	ACC	.680
13.	LSU (123)	SEC	.650
14.	Georgia (123)	SEC	.6487
15.	Georgia Southern (53)	Sun Belt	.6486

THE ALL-TIME AP COLLEGE FOOTBALL POLL

The Associated Press released its "All-Time AP Poll" this summer. Its formula counted poll appearances (1 point), No. 1 rankings (2 points) and AP championships (10 points). The first poll was in 1936. Entering 2016, Penn State has been ranked 589 times (53.4% of all polls), have been voted No. 1 19 times and won two AP National Championships.

1.	Ohio State	Big Ten	1,112
2.	Oklahoma	Big 12	1,055
3.	Notre Dame	Independent	1,042
4.	Alabama	SEC	993
5.	USC	Pac-12	974
6.	Nebraska	Big Ten	901
7.	Michigan	Big Ten	894
8.	Texas	Big 12	822
9.	Florida State	ACC	714
10.	Florida	SEC	674
11.	LSU	SEC	655
12.	PENN STATE	Big Ten	647
13.	Miami	ACC	642
14.	Tennessee	SEC	624
15.	Georgia	SEC	572
16.	Auburn	SEC	570
17.	UCLA	Pac-12	535
18.	Texas A&M	SEC	477
19.	Michigan State	Big Ten	443
20.	Washington	Pac-12	430
21.	Arkansas	SEC	412
22.	Clemson	ACC	411
23.	Pittsburgh	ACC	356
24.	Wisconsin	Big Ten	336
25.	Iowa	Big Ten	329

AT THE START

Opponent	Coin Toss	Choice	PSU 1st Drive	Opponent 1st Drive	Game Captains
KENT STATE	KSU won	Defer - PSU received	3-and-out	3-and-out	Brandon Bell, Brian Gaia, Von Walker
at Pittsburgh	PSU won	Receive	Punt	Touchdown	Brandon Bell, Brian Gaia, Von Walker
TEMPLE	TEM won	Defer - PSU received	Punt	3-and-out	Brian Gaia, Von Walker
at Michigan	U-M won	Defer - PSU received	3-and-out	Touchdown	Brian Gaia, Von Walker
MINNESOTA	MINN won	Receive	Punt	Punt	Brian Gaia, Nick Scott, Von Walker
MARYLAND	UMD won	Defer - PSU received	Touchdown	Punt	Marcus Allen, Brian Gaia, Von Walker
OHIO STATE	PSU Won	Receive	Blocked FG	Punt	Brandon Bell, Brian Gaia, Von Walker
at Purdue					
IOWA					
at Indiana					
at Rutgers					
MICHIGAN STATE					



@PennStateFBall



PSUfball

2016

PSUnvalued.com

GoPSUsports.com

HONORS & AWARDS

MARCUS ALLEN, SAFETY

Big Ten Co-Special Teams Player of the Week (Oct. 24)
Big Ten Co-Defensive Player of the Week (Oct. 3)
Big Ten Rose Bowl Game Player of the Week (Oct. 3)

SAQUON BARKLEY, RUNNING BACK

Big Ten Offensive Player of the Week (Oct. 10)
Maxwell Award Preseason Watch List (Nat'l Player of the Year)
Doak Walker Award Preseason Watch List (Top RB)
Rotary Lombardi Preseason Watch List (Top Skill & Discipline)
Big Ten Preseason Honors List
Dante Hall Watch List (Top Off./ST Player under 6-0)

BRANDON BELL, LINEBACKER

Big Ten Defensive Player of the Week (Oct. 24)
College Sports Madness National Defensive Player of the Week (Oct. 23)
Bednarik Award Player of the Week, given to the National Defensive Player of the Week, by the Maxwell Football Club (Oct. 27)

JASON CABINDA, LINEBACKER

Bednarik Award Preseason Watch List (Nat'l Def. Player of the Year)
Butkus Award Preseason Watch List (Top LB)
Lott IMPACT Trophy Watch List (Def. Player of the Year on and off the field)

TYLER DAVIS, KICKER

Lou Groza National Collegiate Place Kicker Award "Stars of the Week" (Oct. 3)

JAMES FRANKLIN, HEAD COACH

The Dodd Trophy Coach of the Week. (Oct. 24)

MIKE GESICKI, TIGHT END

Mackey Award Midseason Watch List (Top TE)
Mackey Award Preseason Watch List (Top TE)

CHRIS GODWIN, WIDE RECEIVER

Maxwell Award Preseason Watch List (Nat'l Player of the Year)
Biletnikoff Award Preseason Watch List (Top WR)

GRANT HALEY, CORNERBACK

Big Ten Co-Special Teams Player of the Week (Oct. 24)
Big Ten Rose Bowl Game Player of the Week (Oct. 24)

CHARLES HUFF, SPECIAL TEAMS COACH

Coaching Search Special Teams Coach of the Week (Oct. 24)

BRENDAN MAHON, TACKLE

PFF Team of the Week, Offensive Tackle (Oct. 5)
PFF Team of the Week, Offensive Tackle (Oct. 25)

BRENT PRY, DEFENSIVE COORDINATOR

Athlon Sports Coordinator of the Week, Defense (Oct. 23)

BRANDON SMITH, LINEBACKER

Big Ten Defensive Player of the Week (Oct. 10)

SEAN SPENCER, DEFENSIVE LINE COACH

Coaching Search Defensive Line Coach of the Week (Oct. 24)

NYEEM WARTMAN-WHITE, LINEBACKER

Butkus Award Preseason Watch List (Top LB)

TYLER YAZUJIAN, SNAPPER

Campbell Trophy Semifinalist (Top Scholar-Athlete)

TEAM

Athlon Sports Team of the Week (Oct. 23)
FWAA Team of the Week (Oct. 24)

ELUSIVE BARKLEY

- According to *College Football Focus*, **Saquon Barkley** is among the most difficult running backs to bring down in the country.
- Barkley is fourth in the nation so far this season with 31 missed tackles on rushes.
- Barkley is sixth in FBS in elusive rating (among RBs that have played 50 percent of team's snaps) with a 86.6 mark. The elusive grading attempts to distill the impact of a runner with the ball independently of the blocking in front of him by looking at how hard he is to bring down.
- Last season, Barkley eluded 60 tackles on rushes and had an elusive rating of 126.7.
- The sophomore is also first in FBS in breakaway percentage, which is the percent of runs that are of 15 or more yards, with a 56.6 mark.
- Barkley is averaging 3.80 yards after contact, which is tied for ninth in FBS.
- Barkley has also shown improvement in his pass blocking game, ranking 20th in FBS with a 96.2 pass blocking efficiency rating.

LINEBACKER U ON THE MEND

- Linebackers **Brandon Bell** and **Jason Cabinda** both returned from injury against Ohio State and combined for 31 tackles, 2.0 sacks and 3.0 tackles for loss.
- Cabinda had missed five games, only playing in the season opener against Kent State, while Bell had missed 4.5 games, leaving with an injury during the second game of the season at Pitt.
- Bell and Cabinda led Penn State in tackles against Ohio State. Bell had a career-high 18 to best his previous high of 13 against Ohio State in 2014, while Cabinda had 13 and tied his career high with 2.0 tackles for loss, equaling the mark he had against Army last season.
- Penn State's linebackers had a tough go early in the season. For three games (at Michigan, Minnesota, Maryland), Penn State was without its starting linebacker trio of Cabinda, **Nyeem Wartman-White** and Bell due to injuries.
- Wartman-White is out for the season due to an injury suffered in the third game of the season.
- The trio owned a combined 63 career starts, while their replacements, sophomores **Manny Bowen** (2 starts) and **Jake Cooper** (2 starts) and junior **Brandon Smith**, had just four combined career starts entering the Michigan game. Three of Bowen and Cooper's starts came in the previous two weeks.
- Penn State again had just four career starts amongst its linebackers entering the Minnesota game, as Bowen (3) and Smith (1) were joined by **Cam Brown**, who made his first career start.
- Smith was disqualified on the first play of the second quarter at Michigan due to a targeting penalty, and his replacement, **Jan Johnson**, then suffered a season-ending injury later in the quarter. It was Johnson's first career game. The targeting call was later announced as incorrect by the Big Ten.
- The five linebackers missed a combined 16.5 games in the first six weeks.
 - Jason Cabinda - 5 games
 - Brandon Bell - 4.5 games
 - Nyeem Wartman-White - 3.75 games
 - Brandon Smith - 0.75 game
 - Jan Johnson - 2.5 games
- Bell was Penn State's leading tackler through the first two games, and he ranks tied for fourth on the team with 35 tackles in just three games.
- Cabinda and Wartman-White were both named to the 2016 Butkus Award Watch List prior to the season. The award, named in honor of legendary linebacker Dick Butkus, annually recognizes the nation's top collegiate linebacker.
- Cabinda and Wartman-White entered the season vying to become the first Nittany Lion to earn the honor since Paul Posluszny in 2005. LaVar Arrington also won the award in 1999, and five have previously been named finalists: Shane Conlan (1986), Andre Collins (1989), Brandon Short (1999), Posluszny (2006) and Dan Connor (2007).
- Cabinda garnered All-Big Ten honorable mention accolades and was an ECAC first team All-Star as a sophomore. Starting all 13 games, Cabinda led the team and was 15th in the Big Ten with 7.7 tackles per game. He had three games with 10 or more tackles last season after entering 2015 with a career high of eight tackles during his freshman season in 2014.
- Wartman-White had a strong return after missing nearly all of the 2015 season with an injury. He had 14 tackles, including 3.5 tackles for loss and a half-sack. He also had two pass breakups.
- In 2014, Wartman-White ended the season as the team's second-leading tackler behind All-American Mike Hull. His 75 tackles in 2014 more than doubled his previous career high, with his 6.2 stops per game ranking 28th in the conference. He grabbed his first career interception at Indiana in 2014, helping secure the Nittany Lions victory, and added 3.5 TFLs.

SPECIAL TEAMS SPECIAL AGAINST OSU

- A blocked punt and blocked field goal were crucial to Penn State's victory over the Buckeyes.
- Before **Marcus Allen** blocked Ohio State's 45-yard field goal attempt in the fourth quarter (the first of his career), the Nittany Lions last blocked a field goal in the four overtime victory vs. Michigan in 2013 (Kyle Baublitz).
- The return for a touchdown of the blocked field goal is believed to be the first in Penn State history.
- Penn State's blocked punt freshman LB **Cam Brown** was the first by the Nittany Lions since **Von Walker** blocked a punt vs. Michigan last season.
- Penn State had not blocked two kicks of any type in a single game since blocking two against Florida International in the 2007 season opener (field goal and punt).
- CB **Grant Haley** returned the blocked field goal for the second touchdown of his career.
- P **Blake Gillikin**'s punt in the first quarter marked his sixth punt inside the 10-yard line this season. He had a career-high seven in the game.
- RB **Miles Sanders** had a career-best 89 kickoff return yards.
- **Joey Julius** has 22 touchbacks on 43 kickoffs after posting 22 on 53 kickoffs last season. He kicked six into the end zone against Temple.
- Julius also has three tackles on kickoff returns on the season.
- Against Temple, Penn State did not allow any kickoff yards or punt return yards for the first time since Oct. 2, 2010 at Iowa.

DAVIS' STREAK ENDS

- K **Tyler Davis** had his consecutive field goals streak snapped at 18 when his 39-yard attempt was blocked on the opening drive of the Ohio State game. It is the longest streak in school history and ranks tied for fourth in Big Ten history.
- Davis later converted a 34-yard field goal and is now 11-for-12 this season and 19-for-20 on his career.
- Davis remained perfect on point after attempts, improving to 33-for-33 on his career.
- Davis has now converted 52-of-53 on kicks to start his career.
- Davis was one of five FBS kickers to enter Week 8 perfect on field goal attempts this season.
- Davis converted three field goals against Minnesota to match a career high and move his consecutive field goals streak to 17, breaking the school record for consecutive field goals made.
- The mark was previously held by Sam Ficken, who made 15 straight field goals between the 2012 and 2013 seasons.
- Davis set a career best with 11 points scored, as he added two PATs.
- Davis forced overtime against Minnesota, kicking a 40-yard field goal with two seconds remaining in regulation. It matched his season long for distance.
- Davis took over starting place kicking duties late last season and went 8-for-8 on field goals.
- Davis did not play a snap of football in high school, as the former high school soccer standout and two-year member of the U.S. Soccer Development Academy was a highly-touted recruit and even named the *Chicago Sun-Times* Player of the Year as a junior. He went on to play at Bradley University, appearing in 12 contests as a freshman in 2013, scoring the game-winning, golden goal in his first career game.

DEEP THREAT DEPTH

- WR **Chris Godwin** (119) and **DaeSean Hamilton** (145) are just the second Penn State group to total 100 or more career receptions at the same time, and one of seven active duos in FBS.
- Derrick Williams, Deon Butler and Jordan Norwood (all played 2005-08) are the only other group in program history to complete the feat.



@PennStateFBall



PSUFBall

2016

PSUnvalued.com

GoPSUsports.com

HAMILTON HAULING IT IN

- WR **DaeSean Hamilton** had one catch against Ohio State, moving into sole possession of sixth place on the career catches chart with 145 receptions, breaking a tie with Derek Moye (2008-11). Just ahead of him is Jordan Norwood with 158 catches.
- The catch extended his streak to 33 consecutive games with a catch, the longest streak at Penn State since Bobby Engram (1993-95) caught at least one pass in 36-straight games.
- The streak ranks tied for the 12th-longest active streak in FBS. Robert Davis (Georgia State) and Corey Davis, (Western Michigan) lead the country with 44-game streaks.
- Hamilton's 34 receiving yards against Ohio State give him 1,717 for his career, which puts him in 14th place at Penn State. He trails Derrick Williams (1,743 yards) for 13th place.

See **Records Watch on Page 25**.

TARGETING GODWIN

- WR **Chris Godwin's** two catches against Ohio State give him 119 in his career, moving him into sole possession of eighth place on the career catches chart, breaking a tie with Jack Curry (1965-67). Next is O.J. McDuffie with 125 catches.
- Godwin's touchdown reception against Ohio State was his third this season and 10th of his career.
- Godwin had his receptions streak snapped against Maryland at 19 games. He has had a catch in 31 of 33 career games and at least four catches in 16 of his last 21 games.
- Godwin recorded his seventh career 100-yard receiving game and first of the season against Temple with 117 yards. He logged five 100-yard efforts in 2015 and had more than 100 yards in the 2014 Pinstripe Bowl.
- In 2015, Godwin became just the third player in school history to register 1,000 receiving yards in a season, joining Allen Robinson (2012, 2013) and Bobby Engram (1994, 1995) as the players to accomplish the feat. It was Penn State's fifth 1,000-yard performance in a season.
- Godwin is just the sixth player in program history to have 60 catches in a season, ranking fourth on the season receptions list with 69.
- Godwin finished second on Penn State's all-time season receiving yards list with 1,101 in 2015.
- Godwin finished the season ranked 25th in FBS and second in the Big Ten in receiving yards per game (84.7) and finished 49th in FBS and fifth in the Big Ten in receptions per game (5.3).

SECOND DOWN SUCCESS

- Penn State has earned 56 first downs on second down, which ranks third-best in FBS at 44.80 percent.
- Of the 125 first downs Penn State has gained this year, just 22 have come on third down plays, which is the lowest percentage (5.6 percent) of any team in FBS.
- Additionally, just 19.01 percent of Penn State's plays this year have been third down plays, which is the 23rd-lowest percent in FBS.

Courtesy SportSource Analytics

WILD DOGS RELOADING

- Penn State led the nation in sacks a year ago but lost three defensive linemen to the NFL. However, several Nittany Lions are stepping up to fill the void.
- Ironically enough, the very first game without the missing pieces from 2015 resulted in a feat not accomplished since 2011, as seven different Nittany Lions totaled seven sacks against Kent State.
- Penn State last registered seven sacks in a game at Northwestern in 2011.
- DE **Garrett Sickels** had career highs in tackles (9), sacks (2.5) and TFLs (3.5) against Ohio State. He now leads the team with 7.0 TFLs this season.
- Senior DE **Evan Schwan** has posted a sack in each of the last three games. Schwan had his first career quarterback takedown vs. Minnesota in overtime, forcing Minnesota to kick a field goal. Schwan assisted on a fourth-down sack of J.T. Barrett to ice the win against Ohio State.

BARKLEY OFF AND RUNNING

Sophomore running back **Saquon Barkley** is having another standout season for Penn State.

- Barkley had 99 yards against Ohio State, giving him 1,757 for his career, and moving him up to 19th place in the Penn State annals. He trails Franco Harris (2,002 yards) for 18th place.
- His eight rushing touchdowns and nine total touchdowns on the season both lead the Big Ten and rank in the Top 30 in FBS.
- Barkley also has 681 rushing yards to rank fourth in the Big Ten and 35th in FBS. His average of 97.3 per game ranks fifth in conference and 34th overall.

See **National Nits on Page 13**.

- Barkley posted his first 200-yard rushing game and seventh career 100-yard effort with 202 yards on the ground against Maryland.
- Barkley was named the Big Ten Offensive Player of the Week for his efforts.
- He became the 15th different Nittany Lion to eclipse the 200-yard mark. The 202-yard performance tied for 23rd all-time on Penn State's single game rushing list (John Cappelletti vs. Maryland, 1972) and was the first 200-plus yard performance since Bill Belton had 201 against Illinois in 2013. It was also the most by a Penn State player since Larry Johnson had 279 yards against Michigan State in 2002.

See **Records Watch on Page 25**.

- Barkley's three runs of 10-plus yards against the Buckeyes give him 22 such efforts this year and 53 for his career. He ranks second in the nation with 11 rushes for 20 yards or more this season.

See **Chunk Plays on Page 12**.

- With 59 rushing yards and a career-high 77 receiving yards at Michigan, Barkley became the first Nittany Lion to lead the team in both rushing and receiving yards since Akeel Lynch had 137 rushing yards and 35 receiving yards to pace the Nittany Lions in both categories at Illinois in 2014.
- Barkley's 77 receiving yards on five receptions were the most for a Penn State running back since Stephfon Green had one catch for 80 yards and a touchdown against Michigan in 2008.
- Barkley broke off the longest touchdown run of his career against Temple with his 55-yard scoring run. His previous long was a 16-yard TD rush against Rutgers in 2015.
- Barkley's six rushing touchdowns in the first three games of the season were the most by a Penn State player since Evan Royster had six scores in the first three games of the 2008 season. Additionally, his seven combined offensive touchdowns (6 rushing, 1 receiving) were the most by a Nittany Lion since Lydell Mitchell had eight in 1971.
- At Pitt, Barkley posted his first career five touchdown game with four rushing and one receiving.
- Barkley's 30 points at Pitt are tied for fourth place in Penn State history (fifth occasion).
- The last Nittany Lion with 30 points was Ki-Jana Carter vs. Michigan State in 1994.
- Barkley's 30 points were the most by a Big Ten player since Melvin Gordon had 30 tallies against Bowling Green in 2014.
- Barkley's four rushing touchdowns were the most by a Nittany Lion since Larry Johnson had four vs. Michigan State in 2002.
- Barkley's 40-yard TD catch and run in the third quarter was his longest career reception.
- Barkley totaled 105 yards rushing in the season opener against Kent State.
- Barkley is coming off one of the most prolific seasons by a freshman running back in Penn State history.

See **Sensational Saquon on Page 14**.

DISCIPLINED

- Penn State committed just one penalty for 5 yards in the win over Ohio State.
- It was the fewest committed since having one for 10 yards against Minnesota in 2014, and the fewest yards since having one for 5 yards against Alabama in 2010.
- Penn State's 4.4 penalties per game rank third in the Big Ten and 13th in FBS, while its 40.7 penalty yards per game rank fifth in the Big Ten and 14th in FBS.

HISTORIC WIN**RANKING THE WIN OVER NO. 2 OHIO STATE**

- Penn State defeated a Top 2 team for the first time since winning at No. 1 Notre Dame, 24-21, in 1990.
- Penn State had not beaten a Top 2 team at home since beating No. 2 Nebraska, 27-24, in 1982.
- The last and only other time Penn State had defeated a Top 2 team when it was unranked was Nov. 7, 1964 when it defeated No. 2 Ohio State in Columbus, 27-0.
- The highest ranked team Penn State had defeated at home when it was unranked was No. 3 Alabama, 34-28, on Oct. 8, 1983.
- The last time Penn State defeated a Top 5 team when it was unranked was two weeks after the Alabama win in 1983, as the Nittany Lions downed No. 5 West Virginia, 41-23, on Oct. 22, 1983.
- Penn State had not defeated a Top 5 team since beating No. 4 Arizona in the Pigskin Classic, 41-0, in 1999.
- Penn State beat a ranked opponent for the first time since No. 14 Wisconsin, 31-24, in 2013, and did so at home for the first time since No. 18 Michigan, 43-40, in four overtimes on Oct. 12, 2013.
- It was head coach James Franklin's second win over a ranked opponent and his first with Penn State. He guided Vanderbilt past No. 15 Georgia.

MISCELLANY

- Penn State won when trailing going into the fourth quarter by at least 14 points for the first time since at least 1967.
- The Nittany Lions trailed Michigan State by 13 points (37-24) in 1993 entering the fourth quarter. Penn State won the game 38-37.
- The FWAA recognized Penn State as its National Team of the Week for the fourth time since the award was started in 2002.
- Three of the four FWAA honors have been for Penn State wins over Ohio State.

Penn State FWAA Nat'l Team of the Week Awards

Weekend	Opponent	Score
Oct. 8, 2005	No. 6 Ohio State	W, 17-10
Oct. 25, 2008	No. 9 Ohio State	W, 13-6
Nov. 24, 2012	No. 14 Wisconsin	W, 24-21 (OT)
Oct. 22, 2016	No. 2 Ohio State	W, 24-21

- Then-No. 2 Ohio State was the second Top 5 ranked team Penn State faced this season. The Nittany Lions faced then No. 4/5 Michigan on Sept. 24.
- The last time Penn State faced multiple Top 5 teams was 2006 when it met No. 4 Notre Dame, No. 1 Ohio State and No. 4 Michigan. Prior to 2006, Penn State had not faced multiple Top 5 teams during the regular season since 1983.
- Penn State last won a game with eight or fewer completions in 2003 vs. Temple, when the Nittany Lions defeated the Owls, 23-10, and had only six completions.

OHIO STATE STREAKS HALTED

- Before the loss to the Nittany Lions, Ohio State had won 78-straight games when leading by 14 in the fourth quarter since 2004.
- Penn State snapped Ohio State's streak of 20 consecutive true road wins under Urban Meyer. Ohio State last lost on the road at Michigan in the 2011 season finale.
- Penn State held Ohio State scoreless in the first quarter, the first team to shut out the Buckeyes in any quarter this season.
- The Nittany Lions held the Buckeyes scoreless in two quarters for the first time since Michigan State last season, which was Ohio State's last loss.



@PennStateFBall



PSUFBall

2016

PSUnvaled.com

GoPSUsports.com

CHUNK PLAYS

- Penn State has relied on big plays to move the ball offensively.
- Nationally, according to cfbstats.com, Penn State's seven plays for 50-plus yards ranks tied for 17th in the nation and its 21 30-plus yard plays rank tied for 25th.
- Against Ohio State, the Nittany Lions had six plays of at least 20 yards. They now have 41 such plays from scrimmage on the season to rank 27th in the nation.
- RB **Saquon Barkley** had two rushes of 20+ yards (37, 27) against Ohio State, accounting for 64 of his 99 yards on the evening. His 37-yard run was Penn State's longest play from scrimmage on the evening.
- The Nittany Lions matched a season high of 10 plays of 20 yards or more against Minnesota. Penn State produced 471 yards of total offense in the game, for its most since racking up an identical total vs. Rutgers in 2015.
- Three of Penn State's seven longest plays of the season came against Minnesota. It included an 80-yard touchdown reception by **Irvin Charles** and a pair of 53-yard receptions by **Mike Gesicki** and **DeAndre Thompkins**. All three were thrown by McSorley.
- McSorley is among the national leaders with the deep ball, ranking in a tie for 11th in the nation for plays going for 30 or more yards (17). He also ranks in a tie for 12th with nine passes for 40 or more yards and a tie for seventh with six passes of 50 or more yards.

Passes for 50-plus Yards

Patrick Mahomes II	Texas Tech	JR	9
Baker Mayfield	Oklahoma	JR	9
Logan Woodside	Toledo	JR	9
Lamar Jackson	Louisville	SO	8
Skyler Howard	WVU	SR	7
Nick Mullens	USM	SR	7
Trace McSorley	Penn State	SO	6
Ryan Higgins	La Tech	SR	6
Kenny Hill	TCU	JR	6
Richard Lagow	Indiana	JR	6
Nate Romine	Air Force	SR	6
Mike White	Western Ky	JR	6

- RB **Saquon Barkley** is tied for second in the nation with 11 rushes going for 20 or more yards.

Rushes for 20-plus Yards

Donnel Pumphrey	SDSU	RB	13
Saquon Barkley	Penn State	RB	11
Derrius Guice	LSU	RB	11
Stanley Boom Williams	Kentucky	RB	10
Jarred Craft	La Tech	RB	9
Brian Hill	Wyoming	RB	9
Lamar Jackson	Louisville	QB	9
Aaron Jones	UTEP	RB	9
Joe Mixon	Oklahoma	RB	9

- Eight of his 20-plus yard carries have come in conference games, which tied for first in FBS with Javarion Franklin of Western Michigan.
 - Three of Barkley's long rushes came against Maryland, and two on the same drive. He capped the drive with a 45-yard touchdown run to close out the first half.
 - Barkley used a 25-yard touchdown run in overtime to seal the Minnesota game.
 - Gesicki is the only tight end in the nation with two receptions for 50-plus yards. He caught a 52-yard reception against Temple and a 53-yard reception against Minnesota.
 - Thompkins has five receptions for 30 or more yards to rank in a tie for 36th nationally. He caught a 70-yard touchdown pass against Maryland.
- See Long Plays on Page 55-56.**

GESICKI CONTINUES BREAKOUT SEASON

- Junior TE **Mike Gesicki** has parlayed his career year into a spot on the Mackey Award Midseason watch list. He was previously nominated for the preseason watch list.
- The Mackey Award is given annually to the most outstanding collegiate tight end. The award is named after NFL Hall of Fame member John Mackey, who is considered to be the best to have played the tight end position.
- Gesicki has career highs of 27 catches for 323 yards. Amongst tight ends, both figures lead the Big Ten and rank tied for seventh and 16th, respectively, in FBS. He also has a career-high two touchdowns this season.
- Gesicki's 27 receptions make him Penn State's leading receiver, and his four catches for 46 yards were also team highs against Ohio State.
- Gesicki has had at least 23 receiving yards in each game this season, highlighted by a five-reception, 70-yard performance against Minnesota, which included a career-long 53-yard catch.
- He is ranked 11th by Pro Football Focus in pass blocking efficiency with a 97.5 percent mark on the season.
- Gesicki caught his second touchdown pass of the season and third of his career on Penn State's opening drive against Maryland.
- Gesicki opened the season with three catches for 49 yards and a touchdown against Kent State. He also had a solid outing against Temple, pulling in two balls for 62 yards.
- All three of his career touchdowns have been scored in Beaver Stadium.

ALLEN MAKING STOPS

- Junior safety **Marcus Allen** blocked a 45-yard field goal attempt with just over five minutes remaining against Ohio State. The blocked kick was scooped up by junior cornerback **Grant Haley**, who took it 60 yards for the game-winning touchdown.
- Allen and Haley shared Big Ten Special Teams Player of the Week honors for the feat.
- Allen leads Penn State with 62 tackles (9.1 per game). The figure ranks fourth in the Big Ten and 29th in FBS.
- Allen made 81 tackles as a 12-game starter last season.
- Allen made a career-high 22 stops (8 solo, 14 assisted) against Minnesota, the most by a Nittany Lion since Paul Posluszny made 22 at Northwestern in 2005.
- Allen is only one of two FBS players to reach the 20-tackle mark in a game this season. Rodney Butler of New Mexico State made 24 stops (4 solo, 20 assisted) against New Mexico on Sept. 10.
- At the time, Allen vaulted from 148th in FBS and 20th in the Big Ten with 7.0 tackles per game to 22nd in FBS and first in the Big Ten with 10.0 tackles per game.
- Allen was named the Big Ten Co-Defensive Player of the Week and the Big Ten Rose Bowl Game Player of the Week for his performance.
- The 22 stops are tied with Posluszny and Ron Crosby (vs. Ohio, 1974) for No. 4 on the all-time single game tackles list.
- Allen's 22 tackles are the most by a Big Ten player since Wisconsin's Mike Taylor had 22 stops at Ohio State on Oct. 29, 2011.
- Allen had 28 tackles in the first four games of the season.
- His previous career high was 12 tackles against Michigan in 2015.

OUT FOR THE SEASON

- Three Nittany Lions have suffered season ending injuries this season. Two were veteran starters.
- Senior LB **Nyeem Wartman-White** was injured during the Temple game. He missed nearly the entire 2015 season with an injury suffered in the opener against the Owls.
- Redshirt freshman **Jan Johnson** was injured at Michigan in his first collegiate football action.
- Junior T **Andrew Nelson** suffered a season-ending injury against Maryland. Nelson had started eight consecutive games.

UNDERCLASSMEN AT LINEBACKER U

- Multiple underclassmen have helped fill the void as Penn State has dealt with injuries in its linebacking corps.
- Against Ohio State, LB **Manny Bowen** had a career-high 11 tackles. He notched seven earlier this season vs. Minnesota.
- Bowen made his first career start in place of Cabinda at Pitt. He has started five games this season at the Will position and once at the Mike.
- Bowen is second on the team with 6.0 TFL. He also has 40 tackles to rank third on the team and owns a sack and two pass breakups.
- Against Minnesota, Bowen had a career-high 2.0 tackles for loss.
- Sophomore LB **Koa Farmer** made his first career start at linebacker. He had been a safety previously.
- Farmer earned his first career sack and forced fumble in the second quarter. He ended the day with career highs in tackles (5), tackles for loss (1.5), sacks (1) and forced fumbles (1).
- Sophomore LB **Jake Cooper** has made two starts (Temple, at Michigan) at SAM in place of **Brandon Bell**. He has made 15 tackles.
- True freshman **Cam Brown** made 10 tackles at Michigan in his first significant action, which earned him his first starting nod the following week against Minnesota at the Sam.
- Brown had previously seen limited snaps at Pitt and against Temple, and his only tackle entering the game came at Pitt.
- Brown made his first career tackle for loss in the Michigan game, stopping Jake Butt behind the line for a 1-yard loss in the third quarter.
- The last true freshman to make at least 10 tackles in a game was **Marcus Allen** with 11 against Ohio State in 2014.
- The last true freshman linebacker with at least 10 tackles was Khairi Fortt against Illinois in 2010.

LIONS UNDER THE LIGHTS

- After playing two games at night in 2015, Penn State will play at least three this season.
- Penn State opened its primetime slate with its annual White Out game against Ohio State. It was the eighth primetime clash since 2005 and the fifth consecutive.
 - Penn State rallied from 14 points down in the fourth quarter against then-No. 2 Ohio State to improve its night game record to 43-29 overall and going 11-10 at home. The Nittany Lions are 20-12 on the road, 1-1 at regular season neutral sites and 11-6 in bowl games.
 - This year marks the ninth time since 2000 that Penn State will play multiple night games in the same season (Ohio State, Iowa, at Rutgers).
 - The game against Iowa (Nov. 5) will be Penn State's first nighttime regular season game in November since Nov. 14, 1987 at Pitt, and the game against Rutgers (Nov. 19) will be the latest regular season night game since Nov. 23, 1985 at Pitt.
 - It will be the first time Penn State has played two primetime games in November.
 - This season marks the 16th consecutive Penn State will play at least one regular season night game.
 - The Lions' night games over the past 15 seasons include: Ohio State (2016), Ohio State and Rutgers (2015), Boston College (Pinstripe Bowl), Ohio State, Michigan and Rutgers (2014); Ohio State, Michigan and UCF (2013); Iowa and Ohio State (2012); Northwestern (2011); Alabama, Iowa and Michigan (2010); Iowa (2009); Illinois, Wisconsin and Ohio State (2008); Notre Dame, Ohio State and Texas A&M (2007), Michigan (2006), Illinois, Ohio State and Florida State (2005), Minnesota and Boston College (2004), Nebraska (2002 and '03), Miami (Fla.) (2001) and Indiana (2000).
 - On Oct. 12, 2013, the Nittany Lions claimed the longest game in Big Ten history when they edged Michigan under the lights, 43-40, in front of a sellout Beaver Stadium crowd of 107,844 on Homecoming.
 - The first night game in Beaver Stadium was Sept. 6, 1986, a 45-15 season-opening win over Temple.



GILLIKIN'S SKY

- True freshman punter **Blake Gillikin** earned starting punting duties and has been a difference maker.
- He is averaging 41.4 yards per punt to rank fourth in the Big Ten.

See National Nits on Page 13.

- Fourteen of his 36 punts have been inside the 20, and six of those inside the 10.
- Gillikin had a career-high seven punts against Ohio State, including three inside the 20 and one inside the 10.
- Gillikin has five punts over 50 yards, most recently kicking a 56-yarder against Minnesota.
- His career-long punt of 69 yards at Pitt is tied for the sixth-longest of any FBS punter so far this season.
- The 69-yard punt ranks as the second-longest by a Penn State freshman (Anthony Fera, 74, 2010.) It was Penn State's longest punt since Anthony Fera had a 69-yard punt vs. Purdue in 2011.
- Gillikin punted six times in the opener against Kent State with an average of 47.0 yards per punt, including a long of 58 yards.
- Gillikin owns three of the six-longest punts by Penn State freshmen (69 yards, 2nd; 61, 4th; and 58, 6th).

See Records Watch on Page 25.

- He is the third true freshman starting punter for PSU since 1946, joining Ralph Giacommaro (1979) and **Daniel Pasquariello** (2014).
- His 47.0 game average in the season-opener at Kent State is fourth among freshmen in Penn State history and best among true freshmen.
49.0 (2 punts) - Anthony Fera vs. Michigan, 2010
48.8 (5 punts) - Chris Gulla vs. Akron, 2014
48.7 (6 punts) - Jeremy Kapinos vs. BC, 2003
47.0 (6 punts) - Blake Gillikin vs. Kent State, 2016

REID TAKING AND RETURNING

- CB **John Reid** had takeaways against both Temple and Pitt and remains among the leaders in punt returns, averaging 7.2 yards per return to rank fifth in the Big Ten.
- Against Temple, Reid sealed the Penn State victory with an interception in the final seconds.
- Reid's 59-yard punt return in the first quarter at Pitt was a career long and the longest punt return for the Nittany Lions since Derrick Williams' 63-yard return for a TD at Wisconsin in 2008. It setup Penn State's first touchdown drive of the game.
- Reid also made his second career fumble recovery at Pitt, returning it four yards to the Pitt 11 in the fourth quarter to setup another short Penn State TD drive.

COMING OFF A BYE

- Penn State has a 16-14 record after a bye week since starting Big Ten competition in 1993.
- The Nittany Lions' win over No. 2 Ohio State ended an 0-5 skid following bye weeks and was their first win since 2012.
- Last season, the Nov. 14 bye was the latest first-bye date for the Lions since 1958. They played Michigan following the off week and suffered a 28-16 setback.
- The Nittany Lions had two bye weeks in 2013 and 2014.
- Penn State fell at Michigan (18-13) following its first bye week of 2014, and fell, at home to No. 13 Ohio State, 31-24 in double overtime following its second.
- The Lions fell at Indiana (44-24) on Oct. 5 and at No. 4 Ohio State (63-14) on Oct. 26 during the 2013 season.
- Penn State won at Iowa in 2012 following their only bye week during that season.

O-LINE LEADS AMONG CAREER STARTS

- Penn State returned 91 career starts along the o-line to enter the season, ranking the unit as the 17th most experienced in FBS, and the second most experienced in the Big Ten (Michigan, 115).
- **Brian Gaia** leads the unit and is tied with wide receiver **DaeSean Hamilton** for most career starts on the Nittany Lions at 32.

See Career Starts on Page 16.

THOMPKINS BREAKING OUT

- Sophomore WR **DeAndre Thompkins** is having a break out season after entering the starting lineup starting with the second game of the season at Pitt.
- Thompkins caught a career-long 70-yard pass for his second career touchdown at the end of the third quarter against Maryland. He ended the game matching his career high for receptions (4) and setting a career-high for receiving yards (91).
- His streak of catching at least three passes ended against Ohio State at five consecutive games. When he left the game in the first quarter.
- He had a career-high 87 receiving yards at Pitt, highlighted by a one-handed, over the shoulder 39-yard catch deep in Pitt territory that setup a touchdown run. Thompkins also made a 34-yard reception on fourth-and-16 during Penn State's final drive, moving Penn State into Pitt territory.
- Thompkins entered the season with three career grabs for 33 yards. He has 18 catches for a team-high 328 yards this season.
- His 18.2 yards per reception also leads the team and ranks third in the Big Ten and 33rd in the country.

See Chunk Plays on Page 12.

STEPPING ON TO THE FIELD

- Twenty-two Nittany Lions have made their collegiate debut this season. Eighteen were redshirt freshmen and four were true freshmen (Gillikin, McGovern, Sanders, C. Brown).
- Most recently, redshirt freshman **S Ayrton Monroe**, who made his collegiate debut against Minnesota.
- Junior DT **Curtis Cothran** made his first career start against Ohio State, the 14th different Nittany Lion to make his first start this season.
- Sophomore LB **Koa Farmer** made his first career start at linebacker against Maryland. Freshmen **G Connor McGovern** and **LB Cam Brown** made their first career starts against Minnesota.
- Against Temple, redshirt freshman **G Zach Simpson** made his first career start. Sophomore DE **Torrence Brown** made his first career start.
- Junior LB **Brandon Smith** made his first career start at Michigan.
- Against Temple, redshirt freshman **G Zach Simpson** made his first appearance. Sophomore DE **Torrence Brown** made his first career start.
- Both sophomores WR **DeAndre Thompkins** and LB **Manny Bowen** made their first career starts at Pitt. Cam Brown made his first career appearance, becoming the fourth true freshman to play for Penn State this season.
- The following six players were first time-starters against Kent State: OG **Ryan Bates**, QB **Trace McSorley**, DE **Evan Schwan**, DT **Kevin Givens**, DT **Parker Cothren**, P **Blake Gillikin**.
- The following 19 players made their first career appearances for Penn State against Kent State: Junior DT **Tyrell Chavis**, G **Ryan Bates**, DE **Ryan Buchholz**, WR **Irvin Charles**, DT **Kevin Givens**, G/C **Steven Gonzalez**, TE/H **Jonathan Holland**, T **Sterling Jenkins**, WR **Juwan Johnson**, S **Jarvis Miller**, DE **Shareef Miller**, DT **Ryan Monk**, RB **Andre Robinson**, QB **Tommy Stevens**, CB **Garrett Taylor**, DT **Robert Windsor**, P **Blake Gillikin**, C/G **Connor McGovern**, RB **Miles Sanders**.

HOME SWEET HOME

With a 276-72 all-time record in Beaver Stadium, PSU owns the eighth-best winning percentage (.793) in its current home venue amongst current FBS schools and leads the Big Ten. Only Alabama (.821) and Oklahoma (.808) have higher winning percentages in facilities older than Beaver Stadium.

School	Stadium Name (Opened)	Rec	Win %
1. Baylor	McLane Stadium (2014)	14-2	.875
2. Ga. Southern	Paulson Stadium (1984)	185-34	.845
3. Houston	TDECU Stadium (2014)	16-3	.842
4. Marshall	Joan C. Edwards Stadium (1991)	150-29	.838
5. Boise State	Albertsons Stadium (1970)	252-53	.826
6. Alabama	Bryant-Denny Stadium (1929)	249-53-3	.821
7. Oklahoma	Gaylord Family-Oklahoma Memorial Stadium (1923)	382-85-15	.808
8. Penn State	Beaver Stadium (1960)	276-72	.793
9. Auburn	Jordan-Hare Stadium (1939)	310-81-7	.788
10. Ohio State	Ohio Stadium (1922)	427-111-20	.783

NATIONAL NITS

Below is a list of Penn State players that rank among the top-100 individuals and top-50 teams in the most recent season statistical rankings. *Rankings listed NCAA/Big Ten Statistics current as of Oct. 23, 2016*

- S Marcus Allen
 - Fumbles Recovered - 1 (67/6)
 - Total Tackles - 9.1 (29/4)
- RB Saquon Barkley
 - All-Purpose - 120.1 (53/6)
 - Rush Yards Per Carry - 5.3 (72/5)
 - Rushing Touchdowns - 8 (24/1)
 - Rushing Yards - 681 (35/4)
 - Rushing Yards Per Game - 97.3 (34/5)
 - Scoring - 7.7 (63/4)
 - Total Points Scored - 54 (64/4)
 - Total Touchdowns - 9 (28/1)
- DE Torrence Brown
 - Forced Fumbles - 0.3 (42/3)
 - Fumbles Recovered - 1 (67/6)
- K Tyler Davis
 - Field Goal Percentage - .917 (9/2)
 - Field Goals Per Game - 1.6 (22/2)
 - Scoring - 7.9 (62/3)
 - Total Points Scored - 55 (62/3)
- P Blake Gillikin
 - Punting - 41.4 (58/4)
- QB Trace McSorley
 - Completion Percentage - .555 (95/11)
 - Completions Per Game - 15.9 (72/7)
 - Passing Efficiency - 134.1 (59/7)
 - Passing TDs - 9 (65/9)
 - Passing Yards - 1,590 (52/5)
 - Passing Yards Per Game - 227.1 (49/5)
 - Passing Yards Per Completion - 14.3 (12/2)
 - Points Responsible For - 80 (58/6)
 - Points Responsible For Per Game - 11.4 (57/6)
 - Total Offense - 262.7 (41/5)
 - Yards Per Pass Attempt - 8.0 (40/5)
- CB John Reid
 - Fumbles Recovered - 1 (67/6)
 - Punt Returns - 7.2 (48/5)
- RB Miles Sanders
 - Combined Kick Returns - 323 (52/7)
 - Kickoff Returns - 21.5 (69/10)
- DE Garrett Sickness
 - Sacks - 0.71 (48/4)
- WR Deandre Thompkins
 - Yards per Reception - 18.2 (33/3)
- TEAM
 - 4th Down Conversion Pct - .636 (28/4)
 - Fewest Penalties - 31 (10/3)
 - Fewest Penalties Per Game - 4.4 (13/3)
 - Fewest Penalty Yards - 285 (12/4)
 - Fewest Penalty Yards Per Game - 40.7 (14/5)
 - Passes Had Intercepted - 3 (9/2)
 - Winning Percentage - .714 (23/4)
 - 4th Down Conversion Pct Defense - .462 (45/7)
 - Blocked Kicks - 2 (13/3)
 - Blocked Punts - 1 (11/4)
 - Defensive TDs - (15/2)
 - First Downs Defense - 134 (34/5)
 - Kickoff Return Defense - 18.2 (22/1)
 - Passing Yards Allowed - 183.0 (17/5)
 - Passing Yards Per Completion - 14.3 (16/2)
 - Team Passing Efficiency Defense - 118.7 (38/8)
 - Team Sacks - 3.1 (37/4)
 - Team Tackles for Loss - 9.0 (4/2)



SENSATIONAL SAQUON

BARKLEY BREAKS 1,000

- Despite missing 2.5 games to injury and only receiving one carry in the season opener, **Saquon Barkley** led the Lions with 1,076 rushing yards in 11 games played, a Penn State freshman record.
- Barkley turned in his fifth 100-yard rushing performance of the season at Michigan State with 103 yards to break D.J. Dozier's freshman season record of 1,002 set in 1983.
- Barkley is the 43rd Nittany Lion to break 1,000 career yards rushing.
- He finished 16th on Penn State's season rushing yardage list.
- Barkley is just one of 11 Big Ten running backs to rush for 1,000 yards in his freshman season in the past 20 seasons.

B1G RBs with 1,000+ yards Rushing as Freshmen

Saquon Barkley	Penn State	2016
Justin Jackson	Northwestern	2014
James White	Wisconsin	2010
P.J. Hill	Wisconsin	2006
Tyrell Sutton	Northwestern	2005
Mike Hart	Michigan	2004
Laurence Maroney	Minnesota	2003
Maurice Claret	Ohio State	2002
Anthony Davis	Wisconsin	2001
Ron Dayne	Wisconsin	1996
Sedrick Irvin	Michigan State	1996

BARKLEY COLLECTS PRESEASON HONORS

- Barkley was among the 10 players named to the Big Ten preseason honors list, as selected by the conference's media members.
- Barkley has also been named to the Maxwell Award (National Player of the Year), Doak Walker Award (nation's top running back) and Rotary Lombardi (top skill & discipline player) watch lists.
- **See Honors & Awards on Page 10.**
- Barkley broke the Penn State freshman (true or redshirt) record with 1,076 yards, surpassing the mark set by D.J. Dozier (1,002) in 1983. Barkley's 1,076 yards place him 16th on Penn State's season rushing chart and 40th in program history in career rushing yards. Barkley scored seven rushing touchdowns (eight overall) to tie Dozier's record for rushing scores by a freshman and had five 100-yard rushing games to equal Dozier's rookie mark.
- For his efforts, Barkley was named All-Big Ten second team, Freshman All-America by Football Writers Association of America (FWAA), Sporting News and USA Today, ECAC Rookie of the Year and Big Ten Freshman of the Year by the Big Ten Network.
- He finished 34th in FBS and third in the Big Ten with 97.8 rushing yards per game, which was skewed by having just one carry in the season opener versus Temple and missing nearly three quarters in the San Diego State game. Barkley also ranked 34th in FBS and fourth in the Big Ten in yards per carry (5.9) and was second among true freshmen running backs.
- Barkley tallied 194 rushing yards at then-No. 1 Ohio State, becoming just the second back to rush for more than 175 yards at Ohio State since 2000, joining Indiana's Tevin Coleman (228; 2014).
- With his performances against Buffalo (115 yds.) and Rutgers (195 yds.), Barkley became the first Penn State player to have back-to-back games with a 100-yard rushing quarter since Larry Johnson in 2002 (Indiana and Michigan State).

Big Ten Preseason Honorees

EAST DIVISION

Jabrill Peppers, Jr., LB/DB, Michigan
Malik McDowell, Jr., DL, Michigan State
J.T. Barrett, Jr., QB, Ohio State
Raekwon McMillan, Jr., LB, Ohio State

Saquon Barkley, So., RB, Penn State

WEST DIVISION

C.J. Beathard, Sr., QB, Iowa
Desmond King, Sr., DB, Iowa
Justin Jackson, Jr., RB, Northwestern
Anthony Walker Jr., Jr., LB, Northwestern
Corey Clement, Sr., RB, Wisconsin

HOME IN HAPPY VALLEY

- The Nittany Lions spent most of October in Happy Valley, playing their longest stretch of home games this season and the longest since Penn State played five in a row at home early last season.
- A three-game homestand began with an overtime win over Minnesota (Oct. 1) and continued with a win over Maryland (Oct. 8), an off-week and a comeback win over then-No. 2 Ohio State.
- The Nittany Lions are 5-0 at home for the second-straight season and the fifth time since 2000 (2005, 2007, 2008, 2015, 2016). The Nittany Lions started 6-0 at home last season.
- Dating back to last season, Penn State has won 11 out of its last 12 home games.
- The Nittany Lions have two home games remaining: Iowa (Nov. 5) and Michigan State (Nov. 26).

FEWEST SENIORS

Penn State is once again among schools with the fewest number of senior-eligible players.

- Penn State's current team breaks down to 51 freshmen, 26 sophomores, 28 juniors and 12 seniors.
- However, Penn State is down to 11 healthy seniors, as **Nyeem Wartman-White** was lost for the season due to injury during the Temple game in Week 3.
- Only Kentucky entered the season with as few as 11.
- The Lions' 12 seniors entering the season ranked tied for the second-fewest in FBS with Baylor. The Lions had 13 seniors on last year's team, which ranked as the ninth fewest.

2016 FBS Seniors Total

2016 FBS Seniors	Total
Kentucky	11
Penn State	12
Baylor	12
Minnesota	13
Old Dominion	13
Florida	13
Marshall	13
Wake Forest	13
NC State	13
Massachusetts	13
TCU	14
Wisconsin	14
USC	14

WALK-ON TO AWARD WINNER

- The **Brandon Smith** story took another positive turn, as the former walk-on was named the Big Ten Defensive Player of the Week after the Maryland game.
- Smith, had a game- and career-high 14 tackles versus the Terps. He surpassed his previous high of eight against Temple. Smith also came up with his first career interception, picking off QB Perry Hills at the Penn State 45 with 2:06 to play in the first quarter.
- With the Penn State linebacking unit hampered by injury with the three opening day linebackers and two others out for the Maryland game, Smith has stepped into a leadership role.
- Penn State allowed just 100 passing yards against the Terps, which were the fewest in a Big Ten game since giving up 68 yards at Indiana in 2014.
- Pressed into action against Temple when injuries hit Linebacker U, Smith made eight tackles, after having just one career stop entering the game. Smith also added his first career tackle-for-loss, a combined stop with **Torrence Brown** in the fourth quarter.
- Entering the Temple game, Smith had played three defensive snaps (all in 2016) and 44 total career snaps.
- Smith received the chance to start at Michigan and made two tackles, including one for loss, in the first quarter, but was disqualified on the first play of the second quarter for targeting. The Big Ten later announced that the call should have been reversed by the replay official.
- Smith was back in the starting lineup against Minnesota and made seven tackles, including an assist on a TFL and a pass breakup.
- Smith ranks third on the team and first among linebackers with 31 tackles.

RIVALRY RENEWED

Penn State has many long and storied rivalries on the gridiron. The Nittany Lions have played 19 teams 20 or more times in the 130-year history of the program.

- Penn State owns a winning record against 15 of the 19 teams that they have met 20 or more times.
- Eight of the 19 teams are on the 2016 schedule; including Pitt (97 meetings), Temple (44), Michigan (20), Maryland (37), Ohio State (31), Iowa (25), Rutgers (25) and Michigan State (30).
- Since 2012, Penn State has played or has a future meeting scheduled meeting with 11 of the 18 teams (all of the FBS teams except Navy). Those opponents include: Army (2015), Illinois (2014-15, '18), Iowa (2016-18), Pitt (2016-19), Syracuse (2012), Temple (2014-16) and West Virginia (2023-24), while the Lions will meet yearly with Big Ten East Division opponents Maryland, Michigan, Michigan State, Ohio State and Rutgers.
- Thirteen of the 18 programs are currently members of NCAA Division I FBS. Bucknell, Lehigh and Penn are in NCAA Division I FCS, while Gettysburg and Lebanon Valley are Division III programs.
- Michigan (Sept. 24) became the 19th team Penn State has played at least 20 times.
- Indiana (Nov. 12) is set to become the 20th team Penn State has played 20 or more times. The Nittany Lions own an 18-1 record over the Hoosiers.

Team	Meetings	Record
Pitt	97	50-43-4
Syracuse	71	43-23-5
West Virginia	59	48-9-2
Penn ^	47	18-25-4
Temple	45	40-4-1
Maryland *	40	37-1
Bucknell ^	38	28-10
Navy	38	19-17-2
Ohio State *	32	14-18
Michigan State *	30	14-15-1
Gettysburg ^	28	27-0-1
Rutgers *	26	24-2
Army	26	14-10-2
Iowa *	25	13-12
Boston College	24	20-4
Lehigh ^	23	16-6-1
Illinois *	22	18-5
Lebanon Valley ^	20	20-0
Michigan *	20	7-13
...		
Indiana *	19	18-1

* - Current Big Ten team | ^ - Current Non-FBS university

OFFENSE GETS ROLLING AGAINST MD

- Penn State's 524 yards of total offense against Maryland were the most since posting 574 against Eastern Michigan in 2013 and the most in a Big Ten game since having 546 yards against Indiana in 2012.
- It was the first game with 500 or more yards since the 2014 season opener vs. UCF (511).
- The Nittany Lions ran for 372 yards vs. Maryland, its fourth-most rushing yards in a game in the last 20 years. It is the most in a game since producing 389 vs. Youngstown State in 2006.
- The rushing yard total was the most in an FBS and Big Ten game since piling up 390 yards vs. Michigan State in 2002.
- The 62 rushing attempts were the most in a Big Ten game for Penn State, while the 372 yards rank No. 3 on the Nittany Lions' Big Ten ledger.
- The Lions scored on the first possession of the game, a 5-yard pass from **Trace McSorley** to **Mike Gesicki**. It was the first touchdown on the opening possession for the Nittany Lions since playing at Illinois in 2014.

TAKING CARE OF THE FOOTBALL

- Wet conditions were not a problem for Penn State against Minnesota, as it had zero turnovers for the first time in 2016.
- The last time Penn State did not turn the ball over in a game was in 2015 against Army.
- The Nittany Lions had two such games in 2015, also logging zero turnovers against Buffalo.



TAKEAWAYS

- Penn State has interceptions in five of seven games this season.
- Junior LB **Brandon Smith** collected his first career interception in the first quarter against Maryland.
- Sophomore LB **Koa Farmer** forced his first career fumble against Maryland, which was recovered by junior DE **Torrence Brown**.
- Junior CB **Jordan Smith** collected his first career interception in the third quarter to end a Minnesota scoring threat.
- Smith's interception marked the first time Minnesota did not convert in the red zone in 2016.
- Smith also recorded a career-high four tackles and added a career-best two pass breakups.
- Sophomore cornerback **John Reid**'s first interception of the season against Temple marked the fourth straight game with an interception by Penn State.
- PSU last had four straight games with an interception last season: at Maryland (3), 10/24; Illinois (1), 10/31; at Northwestern (1), 11/7; and Michigan (1), 11/14.
- Penn State had at least one interception and one fumble recovery in its first two games. It is the first time since 2012 (at Virginia and vs. Navy) that Penn State has had back-to-back games with both a pick and fumble recovery.
- Sophomore CB **Amani Oruwariye** notched the first interception and first touchdown of his career early in the third quarter against Kent State.
- Prior to Oruwariye's 30-yard return, the last Penn State interception return for a touchdown was in 2014, when Grant Haley returned an interception 30 yards for a score against Temple.
- Senior LB **Brandon Bell** pulled in his third career interception to end the third quarter against Kent State.
- Senior S **Malik Golden** hauled in his second career interception at Pitt.
- **Marcus Allen** forced the third fumble of his career and recovered the second of his career in the second quarter against Kent State. It led to a touchdown.
- Brown forced his first career fumble at Pitt and Reid recovered it, setting up a touchdown drive.

OVERTIME OVER TIME

College football introduced overtime during the bowl season in 1995 and adopted the system for regular season games in 1996.

- Since then, Penn State has played 12 overtime games, including six over the 2012-14 seasons. Eight of the 12 overtime tilts have come at home, two in true road games, one in the 2006 Orange Bowl and one in the 2014 Pinstripe Bowl.
- Penn State is 7-5 all-time in overtime games, with a 4-4 record at Beaver Stadium, 1-1 mark in true road games and 2-0 ledger at a neutral site.
- Most recently, Penn State defeated Minnesota, 29-26, on Oct. 1, 2016. After Minnesota kicked a field goal on its first possession, Penn State running back **Saquon Barkley** rushed 25 yards for a touchdown on the Nittany Lions first offensive play.
- It was the sixth overtime game at Beaver Stadium since the start of the 2012 season. Penn State is 4-2 in those games.
- Penn State's first two overtime contests came vs. Iowa in 2000 and 2002 at home. The Nittany Lions dropped their first three contests that went to the extra period, but won five straight overtime contests before falling to Nebraska on Nov. 23, 2013.
- Penn State's all-time overtime games:

Date	Opponent	Score
11/4/00	IOWA (2OT)	L, 23-26
9/28/02	IOWA	L, 35-42
10/12/02	at Michigan	L, 24-27
1/3/06	vs. Florida State (3OT) ¹	W, 26-23
10/7/06	at Minnesota	W, 28-27
11/24/12	WISCONSIN	W, 24-21
10/12/13	MICHIGAN (4OT)	W, 43-40
11/2/13	ILLINOIS	W, 24-17
11/23/13	NEBRASKA	L, 20-23
10/25/14	OHIO STATE (2OT)	L, 24-31
12/27/14	vs. Boston College ²	W, 31-30
10/2/16	MINNESOTA	W, 29-26

1 - Orange Bowl, 2 - Pinstripe Bowl

ALL HE CATCHES ARE TOUCHDOWNS

- Redshirt freshman WR **Irvin Charles** made his first career catch an 80-yard touchdown in the third quarter against Minnesota.
- It was Penn State's first touchdown of the game and was the first of three straight scoring drives that swung momentum back in Penn State's favor.
- Charles is the first Penn State wide receiver to catch a touchdown for his first career reception since Justin King had a 59-yard scoring grab on his first reception. King's pass came from Michael Robinson vs. Cincinnati in 2005.
- Charles joins the running back duo of **Saquon Barkley** and **Mark Allen** as current Penn Staters with a touchdown on their first career reception.
- Charles' catch was the longest for a Penn State player since Derek Moye's 80 yarder from Rob Bolden vs. Illinois on Oct. 9, 2010.

LEFTOVERS FROM PITT

- The 39 points scored by Penn State against Pitt were the most in a loss in program history. The previous mark was 35 against Iowa in a 2002 overtime game.
- The combined 81 points are the most in a Penn State-Pitt game.
- The 69,983 in attendance marked the largest crowd ever at a city of Pittsburgh sporting event.

STOPPING KENT STATE

- Penn State has held Kent State without an offensive touchdown in at least the last four times that they have met (box score from 1965 is unavailable, but PSU won 21-6). In 2003, Kent State scored a touchdown on a defensive fumble recovery in the end zone. In 2010 and 2013, Penn State shut out the Golden Flashes.
- Penn State held Kent State scoreless in the second half in the most recent game, grabbing two interceptions (1 for TD) and recording six sacks. On the Golden Flashes' seven second half possessions, Penn State forced three 3-and-outs and grabbed two interceptions.

TAKING ON THE NEIGHBORS

- For the second consecutive year, Penn State is playing five FBS teams that are within a 250-mile drive (based on Google Maps from stadium to stadium).
- Penn State is 3-1 against its neighbors this season, with one game remaining against Rutgers (Nov. 19)
- Prior to last season, Penn State had not played five FBS teams within the 250-mile radius since 1992, the season prior to joining the Big Ten.
- The only FBS teams Penn State had not played since 2012 within the radius were Pitt and West Virginia. Penn State played the first of a four-game series against Pitt Sept. 10 and the Mountaineers are on Penn State's schedule in 2023 and 2024. The last time Penn State did not play any of its nearest neighbors was 2005.
- Since joining the Big Ten in 1993, Penn State is 34-4 against FBS teams within 250 miles.
- All-time, Penn State is 281-111-17 against its current FBS regional foes.
- Penn State will play four nearby teams in each of the next three seasons.
- Penn State faced Pitt and Temple in the same season for the first time since 1997.

Distance	Team	Last Played	Result
139 Miles	Pittsburgh	Sept. 10, 2016	L, 39-42
181 Miles	West Virginia	Oct. 24, 1992	W, 40-26
198 Miles	Temple	Sept. 17, 2016	W, 34-27
198 Miles	Navy	Sept. 15, 2012	W, 34-7
199 Miles	Maryland	Oct. 8, 2016	W, 38-14
204 Miles	Buffalo	Sept. 12, 2015	W, 27-14
205 Miles	Kent State	Sept. 4, 2016	W, 33-13
224 Miles	Rutgers	Sept. 19, 2015	W, 28-3
230 Miles	Syracuse	Aug. 31, 2013	W, 23-17
250 Miles	Army	Oct. 3, 2015	W, 20-14

Bold italics indicates 2016 opponent

COMMUNITY SERVICE

LIFT FOR LIFE A SUCCESS

- Penn State football student-athletes have raised more than \$84,000 for rare disease research and patient programs since July.
- Donations to the Penn State chapter of Uplifting Athletes and Lift for Life will remain open until September 30. Fans can track the live total or donate by visiting the chapter's fundraising site at give.upliftingathletes.org/psulift2016 or by sending a donation to PJ Mullen, Director of Player Development and Community Relations at 201 Lasch Football Building, University Park, Pa 16802.
- Nearly \$1.2 million has been raised in the battle against rare diseases by Penn State Uplifting Athletes since the inaugural Lift for Life was held in 2003. The inaugural event raised just under \$13,000.
- Founded by Penn State Football teammates Scott Shirley, Dave Costlow and Damone Jones in 2003, Lift for Life has benefitted cancer research and the rare disease community. The event is organized by Penn State Football Uplifting Athletes. Penn State football team members serving as 2016 Uplifting Athletes officers are: defensive end **Garrett Sicksels**, president/director of operations; offensive lineman **Ryan Bates**, director of player relations for underclassmen; linebacker **Jason Cabinda**, co-director of player logistics; offensive lineman **Tom Devenney**, secretary; quarterback **Trace McSorley**, co-director of player logistics; and offensive lineman **Andrew Nelson**, treasurer. Additionally, linebacker **Brandon Bell**, safety **Joe Berg**, offensive lineman **Brian Gaia**, wide receiver **Gregg Garrity**, cornerback **Grant Haley** and offensive lineman **Charlie Shuman** will serve on the executive committee.
- A nonprofit organization founded in 2007, Uplifting Athletes inspires the rare disease community with hope through the power of sport. A rare disease is one that affects fewer than 200,000 Americans and typically lacks financial incentive to make and market new treatments. With a network of university chapters run by current college football student-athletes that spans all major conferences, Uplifting Athletes has had an economic impact of more than \$400 million on the rare disease community. For more information about Uplifting Athletes, visit www.upliftingathletes.org.
- The Uplifting Athletes Chapters are: Penn State, Arizona, Colgate, Illinois, Penn, Northern Arizona, Northwestern, Princeton, Syracuse, Baylor, Florida State, Maryland, Notre Dame, St. Francis (Pa.), Boston College, Fordham, Nebraska, South Carolina, Washington, Clemson, NC State, Stony Brook and Georgia Tech. Each chapter is inspired by patients from approximately 7,000 rare diseases (such as ALS, Aplastic Anemia, Castleman's Disease, cystic fibrosis, Ehlers-Danlos, Ewing's Sarcoma, Fanconi Anemia, Kidney Cancer, Leukemia, MS, Neuroblastoma, pediatric brain cancer etc.).

LIONS BRING SMILES TO HERSHEY

- When a football player walks through a door, chances are he will be the strongest and toughest person in the room. But that was not the case in July. Approximately 100 members of the team and head coach James Franklin visited with several of the young patients at the Penn State Hershey Children's Hospital.
- Three bus loads made the two-hour trek across central Pennsylvania for a third consecutive year. After a rousing welcome, the Lions were able to bring smiles to the faces of many young fans as they spread out in smaller groups throughout the hospital.
- "Honestly, [the trip] makes my year," said senior defensive lineman **Evan Schwan**. "I always say, this trip and the Athlete Hour we have at THON are my favorite times of the year. Just seeing the smiles that we can put on these kids' faces, even if it just makes them happy for a little bit, because they are going through so much stuff."
- Several groups of players visited with patients in their rooms in various sections of the hospital. Other groups spent time engaging with patients in the Tree House Cafe where they signed autographs, played games and helped with arts and crafts projects.



@PennStateFBall



PSUfball

2016

PSUnvalued.com

GoPSUsports.com

CLASSROOM SUCCESS

CONTINUING ACADEMIC TRADITION

- The Penn State football team continued to excel in the classroom during the 2015 fall semester with a record 56 squad members earning at least a 3.0 grade-point average.
- This marked the fifth consecutive semester (including summer sessions) the Nittany Lions have had more than 50 student-athletes with a 3.0 GPA or better.
- The 56 Lions with a 3.0 GPA or higher surpasses the mark of 55 set by the 2008 fall semester for the most 3.0s in a semester in program history.
- A total of 23 Nittany Lions posted a 3.5 GPA or higher in the fall semester, with 19 earning Dean's List recognition for having 3.5 GPA or higher with 12 credits earned in undergraduate work.
- The Nittany Lion freshmen were impressive in the fall semester with 14 posting a 3.0 or higher.
- Overall, 51 football student-athletes own a 3.0 cumulative GPA or higher after the fall semester, with 21 posting a 3.5 cumulative GPA or higher.
- The fall semester also saw 45 student-athletes improve their cumulative GPA since the 2015 spring semester.
- Additionally, 23 Nittany Lions earned Academic All-Big Ten recognition last fall.

DEGREES ON THE WALL

- Eight Penn State student-athletes have earned their undergraduate degrees already and are now working on graduate degrees.
- They are: G/C **Derek Dowrey** (journalism/telecommunications), G/C **Brian Gaia** (business management/labor and employment relations), S **Malik Golden** (telecommunications/journalism), WR **Cody Hodgens** (exercise science), C **Wendy Laurent** (economics/labor and employment relations), DE **Evan Schwan** (economics), LB **Nyeem Wartman-White** (telecommunications/journalism) and (SN) **Tyler Yazujian** (security and risk analysis).
- Yazujian was named to the CoSIDA Academic All-America second team last season.
- Penn State ranks in a tie for the 13th highest total of graduate students in the country.

Team	Grads
Virginia	15
Pittsburgh	13
Georgia Southern	11
Illinois	11
Northwestern	11
Temple	11
West Virginia	11
Iowa State	10
Middle Tennessee	10
Alabama	9
Kansas	9
Michigan State	9
Penn State	8
Baylor	8
Cincinnati	8
Minnesota	8
Syracuse	8
Arkansas	7
Arizona State	7
East Carolina	7
New Mexico	7

SEASON NOTES

TEAM CAPTAINS

Seniors **Brandon Bell**, **Brian Gaia** and **Von Walker** were voted team captains for the season by their teammates. Walker is a team captain for the second consecutive year, becoming the eighth two-time captain in program history.

- Bell started 11 games last season and finished third on the team with 12.5 tackles for loss and 5.5 sacks. He also ranked sixth in the Big Ten and 32nd nationally in forced fumbles (3; 0.25 fipg). Bell opened the season on a strong note with seven tackles and a team-high 2.5 TFL against Temple. He had nine tackles in the win over Rutgers and turned in a stellar performance with his second career interception and first career fumble recovery to go along with five tackles and a sack against Michigan. Bell ended the year with a game-high 11 tackles in the TaxSlayer Bowl against Georgia.
- Gaia was the only offensive lineman to start every game last season. For his final season in the Blue & White, he is moving into the center position. Gaia has blocked for Penn State's record-setting quarterback Christian Hackenberg, as well as Penn State freshman rushing record holder Saquon Barkley. Hackenberg became the first player in program history to throw for 8,000 yards, while Barkley became just the second Penn State freshman rusher to break the 1,000-yard mark. Gaia has started 25 games in the last two seasons since moving from the defensive side of the ball after his redshirt freshman season. Gaia is a three-time Academic All-Big Ten selection.
- Walker earned a scholarship in April 2015 after two seasons as a walk-on, including a move from running back to linebacker during 2014 spring practice. Walker appeared in 13 games last season and made two starts. He tied for fifth on the team with seven special teams tackles, including a team-best six on punt coverage. Overall, Walker made 10 stops (six solo) with a forced fumble and a blocked kick. He has also excelled in the classroom, earning Academic All-Big Ten honors last year.

Penn State Two-Time Captains

George Linsz (1887, 1888)
 Bob Higgins (1917, 1919)
 Bas Gray (1924, 1925)
 Mike Reid (1968, 1969)
 Steve Smear (1968, 1969)
 Paul Posluszny (2005, 2006)
 Christian Hackenberg (2014, 2015)
Von Walker (2015, 2016)

EIGHT BOWL TEAMS HIGHLIGHT SCHEDULE

- The Nittany Lions will face eight teams that participated in a bowl game during the 2015 campaign.
- Michigan bested Florida, 41-7, in the Buffalo Wild Wings Citrus Bowl; Minnesota defeated Central Michigan, 21-14, in the Quick Lane Bowl; and Ohio State topped Notre Dame, 44-28, in the Fiesta Bowl.
- Michigan State earned the No. 3 seed in the College Football Playoff and lost to Alabama, 38-0, in the Cotton Bowl.
- Pitt fell to Navy, 44-28, in the Military Bowl; Temple dropped a 32-17 decision to Toledo in the Marmot Boca Raton Bowl; Iowa lost to Stanford, 45-16, in the Rose Bowl; and Indiana suffered an overtime loss to Duke, 44-41, in the New Era Pinstripe Bowl.
- The Lions' slate features five teams that won at least 10 games in 2015, including three teams with 12 wins.

NINE GAME BIG TEN SLATE RETURNS

- The 2016 season marks the return of a nine-game Big Ten Conference schedule.
- Penn State and the other members of the East Division will host five conference home games in 2016 and even-numbered years, while teams from the West Division will host five conference home games during odd-numbered years.
- As a result of the nine-game conference schedule and the Big Ten's schedule rotation, every student-athlete will have the opportunity to play against every other team in the conference at least once during a four-year period.
- The Big Ten is returning to a nine-game conference schedule for all teams for the first time since the 1983 and 1984 seasons.

TRIO NAMED TO PLAYER OF THE YEAR WATCH LISTS

- Sophomore running back **Saquon Barkley** and junior wide receiver **Chris Godwin** are among the candidates for the Maxwell Award for the National Player of the Year, while junior linebacker **Jason Cabinda** is a nominee for the Bednarik Award for the National Defensive Player of the Year.
- Penn State is tied for the national lead among all colleges and universities with its seven Maxwell Award winners. The Nittany Lions' four Bednarik Award recipients are the most of any school in the nation.
- The Maxwell Award, named in honor of Robert W. "Tiny" Maxwell, has been given to America's College Player of the Year since 1937. Maxwell's contributions to the game of football were extensive, including time as a player, a sportswriter and an official.
- The Bednarik Award has been presented to the College Defensive Player of the Year since 1995. Chuck Bednarik, former standout at Penn and with the Philadelphia Eagles, is a member of both the College Football Hall of Fame's Class of '69 and the NFL Hall of Fame's Class of '67.
See Honors & Awards on Page 10.

GODWIN ON BILETNIKOFF WATCH LIST

- Junior wide out **Chris Godwin** was named to the Biletnikoff Award preseason watch list by The Tallahassee Quarterback Club (TQC) Foundation, Inc.
- The Biletnikoff Award annually recognizes the outstanding receiver in college football. Any player, regardless of position (wide receiver, tight end, slot back, and running back) who catches a pass is eligible for the award. As such, the Biletnikoff Award recognizes the outstanding receiver, not merely outstanding wide receiver.
- Bobby Ingram was the inaugural award winner in 1994 and is the only Penn Stater to claim the honor.
See Honors & Awards on Page 10.

ALL-BIG TEN RETURNERS

- Offensively, running back **Saquon Barkley** was selected to the All-Big Ten second team by the coaches and media in 2015, while wide receiver **Chris Godwin** was a second team pick by the media and third team selection by the coaches. Wide out **DaeSean Hamilton** also garnered All-Big Ten honorable mention accolades from the media.
- Defensively, safety **Marcus Allen**, linebacker **Jason Cabinda** and cornerback **Grant Haley** return after garnering honorable mention accolades.

FORTY LETTERWINNERS RETURN

- Penn State returns 40 lettermen from last year's TaxSlayer Bowl squad – 19 on defense, 16 on offense, and five on special teams.
- Of the 40, 31 have starting experience – 12 on defense, 14 on offense and five on special teams.
- The Nittany Lions lost the services of 19 lettermen – nine on defense and 10 on offense.

PENN STATE IN 24TH BIG TEN SEASON

After 106 years as an independent in football, Penn State began play in the Big Ten Conference in 1993 and is playing its 24th season in the conference. The Nittany Lions were Big Ten Champions in 1994, beating Oregon to win the 1995 Rose Bowl, and played USC in the 2009 Rose Bowl.

SIXTEEN STARTERS RETURNING

- The Nittany Lions return 16 starters – eight on offense, five on defense and three on special teams.
- Fifteen additional Penn Staters have starting experience – six on offense, seven on defense and two on special teams.
- Among the returning starters are Freshman All-American running back **Saquon Barkley**, All-Big Ten second team selection **Chris Godwin** and All-Big Ten honorable mention choices **Marcus Allen**, **Jason Cabinda**, **Grant Haley** and **DaeSean Hamilton**.



PENN STATE NUMBER CHANGES

Several Nittany Lions are wearing new numbers in 2016, including **Gordon Bentley** (81), **Irvin Charles** (11), **Desi Davis** (38), **Jan Johnson** (36), **Jarvis Miller** (9), **Ryan Monk** (91), **Nick Scott** (4), **Zach Simpson** (64) and **Tommy Stevens** (2).

NITTANY LION POSITION CHANGES

The Penn State players who are playing new positions in 2016 are: **Curtis Cothran** (DE to DT), **Koa Farmer** (S to LB), **Kevin Givens** (DE to DT), **Nick Scott** (RB to S) and **Johnathan Thomas** (RB to LB).

HOME SUCCESS

With six victories in seven home games last season, the Nittany Lions enjoyed their best home season since 2008 when they went 7-0. The Lions started 6-0 at home for the fourth time since 2000 (2005, 2007, 2008, 2015).

SUCCESS ON HOMECOMING

- After defeating Maryland, the Nittany Lions now own a 69-22-5 record in front of the alumni crowd since their 14-7 victory over Dartmouth in the first homecoming game on Oct. 9, 1920.
- Penn State has won five of its last six homecoming tilts, defeating Maryland (2016), Indiana (2015), Michigan (2013), Northwestern (2012) and Purdue (2011).
- The Nittany Lions have claimed 10 of their last 12 contests in front of the alumni crowd.

ANOTHER SELLOUT FOR PENN STATE'S UNRIVALED STUDENT SECTION

- The Penn State Student Section presented by The Apartment Store sold out more than 21,200 tickets, highlighted by the junior and sophomore classes that sold out in less than an hour.
- Student tickets have consistently sold out for four decades, showing the passion and dedication of Penn State students year-in and year-out.
- More than 21,200 student football season tickets were to become part of what ESPN The Magazine called "The Nation's No. 1 Student Section."

SEATS FOR SERVICEMEMBERS

- Active duty, Guard and Reserve military, veterans, and fallen and Gold Star families are now able to apply online for free donated tickets to the Penn State -- Iowa game on Saturday, Nov. 5 as part of the Seats for Servicemembers program.
- In its fifth year, the program honors the commitment and sacrifices of veterans, families and loved ones by providing tickets at no cost to active and retired Servicemembers, as well as a complimentary pregame tailgate at Bryce Jordan Center. Penn State supporters, alumni, and business donations have graciously made this possible.
- Made possible by Penn State supporters, 7,500 tickets will be available for military members and veterans, their families and loved ones to request here to sign up for free tickets on a first-come, first-served basis to the Nov. 5 game.
- All active duty, Guard and Reserve military, veterans, and fallen and Gold Star families are eligible to redeem one complimentary ticket for themselves and three additional complimentary seats for immediate family members. Additionally, all qualifying individuals are eligible to purchase up to five additional tickets for a discounted rate of just \$35 per person. There will be 7,500 tickets available to be distributed at this point -- all sign-ups are simply requests until confirmed via email by Penn State Athletics.
- Supporters can still purchase Seats for Servicemembers tickets that will be distributed to military by clicking here or calling 1-800-NITTANY, Monday -- Friday between 8 a.m. and 5 p.m. Tickets for the Seats for Servicemembers program are \$35 per Servicemember.
- Penn State hosted 8,000 military members for the game against Army West Point last season.

1,000 BY GROUND & IN THE AIR

- Wide receiver **Chris Godwin** and running back **Saquon Barkley** combined to accomplish a feat that only two other duos have in program history as they each surpassed the 1,000-yard marks in their respective positions last season.
- The pair is the third Nittany Lion tandem to have 1,000 yards receiving and 1,000 yards rushing in Penn State history, joining Allen Robinson and Zach Zwinak (2012) and Bobby Engram and Ki-Jana Carter (1994).
- Godwin had 69 catches for 1,101 yards, while Barkley rushed 182 times for 1,076 yards.
- Only two teams in the Big Ten (Penn State and Indiana) and 20 squads nationally touted a 1,000-yard receiver and a 1,000-yard rusher in 2015.
- Only seven schools are returning their 1,000-yard rusher and receiver, and Penn State, Virginia Tech and Indiana are the only schools to do it with both underclassmen:

Team	WR	RB
Penn State	Chris Godwin (So.) 1,101 rec.	Saquon Barkley (Fr.) 1,076 rush
Boise State	Thomas Sperbeck 1,412 rec.	Jeremy McNichols 1,337 rush
Indiana	Simmie Cobbs Jr. (So.) 1,035 rec.	Devine Redding (So.) 1,012 rush
N. Illinois	Kenny Golladay 1,129 rec.	Joel Bouagnon 1,285 rush
Virginia Tech	Isaiah Ford (So.) 1,164 rec	Travon McMillen (Fr.) 1,042 rush
W. Kentucky	Taywan Taylor 1,467 rec.	Anthony Wales 1,091 rush
W. Michigan	Corey Davis 1,436 rec. Daniel Braveman 1,377 rec.	Jamauri Bogan 1,051 rush

NITTANY LIONS GREATS ON HALL BALLOT

- First-team All-Americans Kerry Collins, D.J. Dozier and Steve Wisniewski have been selected for the national ballot for the National Football Foundation's College Hall of Fame Class of 2017. They have an opportunity to join 18 former Nittany Lion players and five Penn State coaches who have been inducted into the Hall.
- Also on the Hall ballot is former Nittany Lion student-athlete Glenn Killingier, who is among the candidates for the divisional coach Class of 2017. Killingier was inducted into the Hall of Fame as a player in 1966.
- Linebacker Shane Conlan was inducted into the Hall in 2014 and running back Curt Warner was enshrined in the Hall of Fame in 2010. Late head coach Joe Paterno was inducted in 2007. They are Penn State's most recent Hall of Fame inductees. Former Nittany Lion Bill Bowes will be enshrined on Dec. 6, 2016 as a coach for his career at New Hampshire.
- The 2017 College Football Hall of Fame Class will be announced on January 6, 2017 in Tampa, Florida in conjunction with the College Football Playoff. A total of 75 players and six coaches from the Football Bowl Subdivision are on the 2017 ballot.
- Collins helped Penn State earn a 40-9 record from 1991-94 and was instrumental in the Nittany Lions earning a 22-2 overall mark (14-2 conference) during their first two years in the Big Ten. The recipient of the 1994 Maxwell Award as the National Player of the Year, he helped Penn State win three New Year's Day bowl games: the 1992 Fiesta, 1994 Citrus and 1995 Rose Bowls.
- A tailback, Dozier earned first-team All-America honors from the Walter Camp Football Foundation in 1986. Dozier is the only Nittany Lion to lead the team in rushing four consecutive seasons, doing so from 1983-86. He ranks fifth on the school career rushing yardage list with 3,227 yards, scoring 25 touchdowns and averaging 5.2 yards per attempt. Dozier gained 1,002 yards as a freshman and tallied 811 yards and scored 10 touchdowns as a senior and one of the instrumental players on the Nittany Lions' 12-0 squad.
- Wisniewski was a three-year starter at guard who would go on to become an All-Pro lineman in the NFL. He was one of two sophomores to start on the 1986 National Championship team and he opened holes for two first-team All-America running backs, Blair Thomas (1987) and Dozier (1986). He is one of just four Penn State offensive linemen to earn a pair of first-team All-America honors. A 1988 team captain, Wisniewski is one of just two offensive linemen to earn Penn State's team MVP honor since its creation in 1978.

COACHING STAFF NOTES**NEW FACES & PLACES ON THE SIDELINE**

- Head Coach **James Franklin** added offensive coordinator and quarterbacks coach **Joe Moorhead**, offensive line coach **Matt Limegrover** and co-defensive coordinator and safeties coach **Tim Banks** to the coaching staff in the off-season.
- Franklin also made adjustments within the coaching staff. **Brent Pry** moves to associate head coach, defensive coordinator and linebackers coach; cornerbacks coach **Terry Smith** serves as the assistant head coach; **Sean Spencer** remains the defensive line coach and adds the title of run game coordinator; and **Ricky Rahne** takes over as the tight ends coach.
- Moorhead brings 18 years of collegiate coaching experience to Penn State, including the last four as Fordham's head coach.
- Limegrover comes to Happy Valley with 25 years of collegiate coaching experience, including the last five seasons at Minnesota as the offensive coordinator and offensive line coach.
- Banks joins the Nittany Lions after spending the last four seasons at Illinois as the co-defensive coordinator and secondary coach.

FRANKLIN TABBED FOR ALMA MATER'S HALL OF FAME

- Penn State head coach **James Franklin** has been selected to the East Stroudsburg Athletic Hall of Fame as a member of the 2016 class. Franklin was a standout quarterback for the Warriors.
- Franklin and the other members of the class were honored on October 15, 2016 as part of ESU's Homecoming Weekend activities.
- Franklin was a four-year letterman at quarterback and a two-time All-PSAC selection at East Stroudsburg. He set seven school records as a senior to earn team MVP honors and was a Harlon Hill Trophy nominee as the NCAA Division II Player of the Year.
- Among the season records Franklin set were for total offense (3,128 yards), passing yards (2,586) and touchdown passes (19). He graduated having broken or tied 23 school records.

MOORHEAD TABBED FOR ALMA MATER'S HALL OF FAME

- Penn State offensive coordinator and quarterbacks coach **Joe Moorhead** has been selected to the Fordham Athletic Hall of Fame as a member of the 2017 class. Moorhead was a standout quarterback for the Rams and then returned to serve as head coach for four seasons. Moorhead and the other members of the class will be honored on April 22, 2017 at 583 Park, during the Inaugural Fordham Athletics Gala.
- Moorhead was a three-year starting quarterback and team captain as a senior for the Rams. He was a second-team All-Patriot League selection in 1995 after finishing 13th in the FCS in total offense. Moorhead graduated with school season and career records for completions and passing yards.
- Moorhead returned to Fordham as a head coach where he led the Rams to a 38-13 record in four seasons.

PENNSYLVANIA TIES

- The Penn State coaching staff is deeply rooted in Pennsylvania, with half of the 10-man coaching staff originally hailing from the Keystone state.

Central PA

- Defensive Coordinator **Brent Pry** - Altoona

Eastern PA

- Head Coach **James Franklin** - Langhorne

Western PA

- Offensive Line **Matt Limegrover** - Pittsburgh
- Offensive Coordinator **Joe Moorhead** - Pittsburgh
- Cornerbacks **Terry M. Smith** - Aliquippa



OFFENSIVE STARTERS

OPPONENT	LT	LG	C	RG	RT	TE	QB	RB	WR (X)	WR (H)	WR (Z)
KENT STATE	Mahon	Bates	Gaia	Dowrey	Nelson	Gesicki	McSorley	Barkley	Godwin	Hamilton	Blacknall
at Pittsburgh	Mahon	Bates	Gaia	Dowrey	Nelson	Gesicki	McSorley	Barkley	Godwin	Hamilton	Thompkins
TEMPLE	Mahon	Bates	Gaia	Dowrey	Nelson	Gesicki	McSorley	Barkley	Godwin	Hamilton	Thompkins
at Michigan	Mahon	Bates	Gaia	Dowrey	Nelson	Gesicki	McSorley	Barkley	Godwin	Hamilton	Thompkins
MINNESOTA	Mahon	Bates	Gaia	McGovern	Nelson	Gesicki	McSorley	Barkley	Godwin	Hamilton	Thompkins
MARYLAND	Mahon	Bates	Gaia	McGovern	Nelson	Gesicki	McSorley	Barkley	Godwin	Hamilton	Thompkins
OHIO STATE	Palmer	Bates	Gaia	McGovern	Mahon	Gesicki	McSorley	Barkley	Godwin	Hamilton	Thompkins
at Purdue											
IOWA											
at Indiana											
at Rutgers											
MICHIGAN STATE											

DEFENSIVE STARTERS

OPPONENT	DE	DT	DT	DE	SLB	MLB	WLB	CB	FS	SS	CB
KENT STATE	Schwan	Givens	Cothren	Sickels	Bell	Cabinda	Wartman-White	Reid	Allen	Golden	Haley
at Pittsburgh	Schwan	Givens	Cothren	Sickels	Bell	Wartman-White	Bowen	Reid	Allen	Golden	Haley
TEMPLE	T. Brown	Givens	Cothren	Sickels	Cooper	Wartman-White	Bowen	Reid	Allen	Golden	Campbell
at Michigan	T. Brown	Givens	Cothren	Sickels	Cooper	Smith	Bowen	Reid	Allen	Golden	Campbell
MINNESOTA	Schwan	Givens	Cothren	Sickels	C. Brown	Smith	Bowen	Reid	Allen	Apke	Campbell
MARYLAND	Schwan	Givens	Cothren	Sickels	C. Brown	Bowen	Farmer	Reid	Allen	Golden	Haley
OHIO STATE	Schwan	Cothran	Cothren	Brown	Bell	Cabinda	Bowen	Reid	Allen	Golden	Haley
at Purdue											
IOWA											
at Indiana											
at Rutgers											
MICHIGAN STATE											

CAREER STARTS

Player	'13	'14	'15	'16	Total
Hamilton (WR)	-	13	12	7	32
Gaia (G)	-	12	13	7	32
Nelson (T/G)	-	13	8	6	27
Mahon (G/T)	-	9	11	7	27
Marcus Allen (S)	-	7	12	7	26
Bell (LB)	1	10	11	3	25
Wartman-White (LB)	8	12	1	3	24
Godwin (WR)	-	3	11	7	21
Sickels (DE)	-	-	12	6	18
Cabinda (LB)	-	1	13	2	16
Gesicki (TE/H)	-	1	8	7	16
Haley (CB)	-	-	11	4	15
Barkley (RB)	-	-	6	7	13
Palmer (T)	-	-	11	1	12
Dowrey (G)	-	1	5	4	10
Golden (S)	-	-	4	6	10
Reid (CB)	-	-	2	7	9
Laurent (C)	-	3	5	0	8
Bates (G)	-	-	-	7	7
McSorley (QB)	-	-	-	7	7

Player	'13	'14	'15	'16	Total
Cothren (DT)	-	-	-	7	7
Givens (DT)	-	-	-	6	6
Bowen (LB)	-	-	-	6	6
Thompkins (WR)	-	-	-	6	6
Blacknall (WR)	-	1	3	1	5
Schwan (DE)	-	-	-	5	5
Campbell (CB)	-	1	-	3	4
Walker (LB)	-	1	2	0	3
Polk (WR)	-	-	3	0	3
Cooper (LB)	-	-	1	2	3
T. Brown (DE)	-	-	-	3	3
McGovern (G)	-	-	-	3	3
Apke (S)	-	-	1	1	2
Smith (LB)	-	-	-	2	2
C. Brown (LB)	-	-	-	2	2
Mark Allen (RB)	-	-	1	0	1
Scott (S)	-	-	1	0	1
Farmer (LB)	-	-	-	1	1
Cothran (DT)	-	-	-	1	1



DEPTH CHART

OFFENSE

Wide Receiver (X)

12 Chris Godwin (6-1, 205, Jr./Jr.)
 84 Juwan Johnson (6-4, 213, So./Fr.)
 31 Gordon Bentley (6-0, 198, Sr./Jr.)

Tight End/H-Back

88 Mike Gesicki (6-6, 252, Jr./Jr.)
 89 Tom Pancoast (6-3, 235, Sr./Jr.)
 18 Jonathan Holland (6-4, 245, So./Fr.)

Left Tackle

73 Paris Palmer (6-7, 300, Sr./Sr.)
 71 Will Fries (6-6, 295, Fr./Fr.)
 70 Brendan Mahon (6-4, 320, Sr./Jr.)

Left Guard

52 Ryan Bates (6-4, 305, So./Fr.)
 57 Steven Gonzalez (6-4, 334, So./Fr.)
 62 Michal Menet (6-4, 296, Fr./Fr.)

Center

72 Brian Gaia (6-3, 295, Gr./Sr.)
 55 Wendy Laurent (6-2, 297, Gr./Sr.)
 64 Zach Simpson (6-3, 292, So./Fr.)

Right Guard

66 Connor McGovern (6-5, 310, Fr./Fr.)
 53 Derek Dowrey (6-3, 323, Gr./Sr.)
 55 Wendy Laurent (6-2, 297, Gr./Sr.)

Right Tackle

70 Brendan Mahon (6-4, 320, Sr./Jr.)
 77 Chasz Wright (6-7, 343, Jr./So.)
 71 Will Fries (6-6, 295, Fr./Fr.)

Wide Receiver (H)

5 DaeSean Hamilton (6-1, 205, Sr./Jr.)
 13 Saeed Blacknall (6-3, 212, Jr./Jr.)
 19 Gregg Garrity (5-10, 170, Sr./Sr.)

Wide Receiver (Z)

3 DeAndre Thompkins (5-11, 190, Jr./So.)
 11 Irvin Charles (6-4, 219, So./Fr.)

Quarterback

9 Trace McSorley (6-0, 205, Jr./So.)
 2 Tommy Stevens (6-4, 218, So./Fr.)
 7 Jake Zembiec (6-3, 205, Fr./Fr.)

Running Back

26 Saquon Barkley (5-11, 223, So./So.)
 6 Andre Robinson (5-9, 216, So./Fr.)
 8 Mark Allen (5-6, 181, Jr./So.)
 24 Miles Sanders (5-11, 205, Fr./Fr.)

DEFENSE

Defensive End

94 Evan Schwan (6-6, 263, Gr./Sr.)
 48 Shareef Miller (6-5, 255, So./Fr.)
 46 Colin Castagna (6-4, 253, So./So.)

Defensive Tackle

52 Curtis Cothran (6-5, 285, Sr./Jr.)
 30 Kevin Givens (6-1, 275, So./Fr.)
 93 Antoine White (6-2, 290, Jr./So.)

Defensive Tackle

41 Parker Cothren (6-4, 295, Sr./Jr.)
 54 Robert Windsor (6-4, 305, So./Fr.)
 56 Tyrell Chavis (6-3, 298, Jr./Jr.)

Defensive End

19 Torrence Brown (6-3, 257, Jr./So.)
 90 Garrett Sickels (6-4, 260, Sr./Jr.)
 97 Ryan Buchholz (6-6, 270, So./Fr.)

Will Linebacker

43 Manny Bowen (6-1, 220, So./So.)
 31 Cam Brown (6-5, 215, Fr./Fr.)
 20 Johnathan Thomas (5-11, 220, Jr./So.)

Middle Linebacker

40 Jason Cabinda (6-1, 232, Jr./Jr.)
 47 Brandon Smith (6-0, 228, Jr./Jr.)
 33 Jake Cooper (6-1, 230, So./So.)

Sam Linebacker

11 Brandon Bell (6-1, 233, Sr./Sr.)
 7 Koa Farmer (6-1, 222, Jr./So.)
 25 Von Walker (5-11, 213, Sr./Sr.)

Boundary Cornerback

29 John Reid (5-10, 191, So./So.)
 1 Christian Campbell (6-1, 194, Jr./Jr.)
 17 Garrett Taylor (6-0, 193, So./Fr.)

Free Safety

2 Marcus Allen (6-2, 202, Jr./Jr.)
 28 Troy Apke (6-1, 206, Jr./Jr.)
 9 Jarvis Miller (6-2, 205, So./Fr.)

Strong Safety

6 Malik Golden (6-0, 205, Gr./Sr.)
 4 Nick Scott (5-11, 200, Jr./So.)
 23 Ayron Monroe (5-11, 204, So./Fr.)

Field Cornerback

15 Grant Haley (5-9, 185, Jr./Jr.)
 12 Jordan Smith (5-10, 185, Sr./Sr.)
 37 Kyle Alston (5-9, 180, Sr./Jr.)

SPECIAL TEAMS

Punter

93 Blake Gillikin (6-2, 182, Fr./Fr.)
 92 Daniel Pasquariello (6-1, 197, Jr./Jr.)
 37 Chris Gulla (6-1, 196, Sr./Jr.)

Kicker

95 Tyler Davis (5-11, 180, Sr./Jr.)
 99 Joey Julius (5-10, 258, Jr./So.)
 90 Alex Barbir (5-9, 195, Fr./Fr.)

Kick Offs

99 Joey Julius (5-10, 258, Jr./So.)
 95 Tyler Davis (5-11, 180, Sr./Jr.)
 90 Alex Barbir (5-9, 195, Fr./Fr.)

Holder

37 Chris Gulla (6-1, 196, Sr./Jr.)
 16 Billy Fessler (5-11, 188, Jr./So.)
 93 Blake Gillikin (6-2, 182, Fr./Fr.)

Long Snapper

44 Tyler Yazujian (5-11, 235, 5th/Sr.)
 41 Zach Ladonis (6-2, 236, Sr./Jr.)
 96 Kyle Vasey (6-2, 242, Jr./So.)

Kickoff Returners

24 Miles Sanders (5-11, 205, Fr./Fr.)
 4 Nick Scott (5-11, 200, Jr./So.)
 26 Saquon Barkley (5-11, 223, So./So.)

Punt Returners

29 John Reid (5-10, 191, So./So.)
 3 DeAndre Thompkins (5-11, 190, Jr./So.)
 19 Gregg Garrity (5-10, 170, Sr./Sr.)
 8 Mark Allen (5-6, 181, Jr./So.)

PRONUNCIATIONS

Troy Apke Troy App-KEY
 Alex Barbir bar-BEER
 Saquon Barkley SAY-kwon Barkley
 Noah Beh Noah BAY
 Saeed Blacknall SIGH-eed Black-NALL
 Ryan Buchholz Ryan BUCK-holez
 Colin Castagna Colin kuh-stan-yah
 Curtis Cothran Curtis CAW-thren
 Parker Cothren Parker CAW-thren
 Dae'Lun Darien DAY-lawn Darien
 Tom Devenney Tom De-VENN-ee
 Koa Farmer CO-uh Farmer
 Brian Gaia Brian GUY-ah
 Mike Gesicki Mike Guh-sick-E
 Malik Golden Mah-LEEK Golden
 Chris Gulla Chris GOO-la
 DaeSean Hamilton DAY-shawn Hamilton
 Zach Ladonis Zach Lah-DONN-iss
 Wendy Laurent Wendy Lah-RENT
 Brendan Mahon Brendan MANN
 Michal Menet Michael men-NET
 Ayron Monroe AIR-en Monroe
 Amani Oruwariye UH-monn-E O-rue-waar-ee-A
 Daniel Pasquariello Daniel pass-KAH-rello
 Chance Sorrell Chance Sore-ull
 Tyler Yazujian Tyler YAZZ-ee-in
 Jake Zembiec Jake ZEM-beck


ASSISTANT COACHES



Brent Pry
 Assoc. Head Coach/
 Def. Coord./LBs
 Field



Joe Moorhead
 Off. Coord./
 Quarterbacks
 Field



Charles Huff
 Special Teams Coord./
 Running Backs
 Field



Tim Banks
 Co-Def. Coord./
 Safeties
 Booth



Josh Gattis
 Asst. Special Teams
 Coord./Wide Receivers
 Field



Matt Limegrover
 Offensive Line
 Field



Ricky Rahne
 Pass Game Coord./
 Tight Ends
 Booth



Terry M. Smith
 Asst. Head Coach/
 Cornerbacks
 Field



Sean Spencer
 Run Game Coord./
 Defensive Line
 Field



@PennStateFBall



PSUFBall

2016

PSUnvalued.com

GoPSUsports.com

NUMERICAL ROSTER

NO.	NAME	POS.	CL./EL.	HT.	WT.	HIGH SCHOOL/COACH	HOMETOWN
1	Campbell, Christian **	CB	Jr./Jr.	6-1	194	Central/Woodrow Lowe	Phenix City, Ala.
2	Allen, Marcus **	S	Jr./Jr.	6-2	202	Dr. Henry A. Wise, Jr./Dalawn Parrish	Upper Marlboro, Md.
2	Stevens, Tommy	QB	So./Fr.	6-4	218	Decatur Central/Justin Dixon	Indianapolis, Ind.
3	Thompkins, DeAndre *	WR	Jr./So.	5-11	190	Swansboro/Tim Laspada	Hubert, N.C.
4	Scott, Nick *	S	Jr./So.	5-11	200	Fairfax/Kevin Simonds	Fairfax, Va.
5	Hamilton, DaeSean **	WR	Sr./Jr.	6-1	205	Mountain View/Lou Sorrentino	Fredericksburg, Va.
5	Wartman-White, Nyeem **	LB	Gr./Sr.	6-1	240	Valley View/George Howanitz	Philadelphia, Pa.
6	Golden, Malik ***	S	Gr./Sr.	6-0	205	Cheshire Academy/Dan O'dea	Hartford, Conn.
6	Robinson, Andre	RB	So./Fr.	5-9	216	Bishop McDevitt/Jeff Weachter	Mechanicsburg, Pa.
7	Farmer, Koa *	LB	Jr./So.	6-1	222	Notre Dame/Kevin Rooney	Lake View Terrace, Calif.
7	Zembiec, Jake	QB	Fr./Fr.	6-3	205	Aquinas Institute/Chris Battaglia	Rochester, N.Y.
8	Allen, Mark *	RB	Jr./So.	5-6	181	DeMatha/Elijah Brooks	Hyattsville, Md.
9	McSorley, Trace	QB	Jr./So.	6-0	205	Briar Woods/Charlie Pierce	Ashburn, Va.
9	Miller, Jarvis	LB	So./Fr.	6-2	205	Windsor Locks/Suffield/East Granby/Jason Qua	Suffield, Conn.
10	Polk, Brandon *	WR	So./So.	5-9	175	Briar Woods/Charlie Pierce	Ashburn, Va.
11	Bell, Brandon ***	LB	Sr./Sr.	6-1	233	Oakcrest/Chuck Smith	Mays Landing, N.J.
11	Charles, Irvin	WR	So./Fr.	6-4	219	Paul VI/John Doherty	Sicklerville, N.J.
12	Godwin, Chris **	WR	Jr./Jr.	6-1	205	Middletown/Mark DelPercio	Middletown, Del.
12	Smith, Jordan *	CB	Sr./Sr.	5-10	185	H.D. Woodson/Greg Fuller	Washington, D.C.
13	Blacknall, Saeed **	WR	Jr./Jr.	6-3	212	Manalapan/Ed Gurrieri	Manalapan, N.J.
14	McPhearson, Zech	CB	Fr./Fr.	5-11	180	Riverdale Baptist School/Caesar Nettles	Columbia, Md.
15	Haley, Grant **	CB	Jr./Jr.	5-9	185	The Lovett School/Mike Muschamp	Atlanta, Ga.
15	Shuster, Michael	QB	Fr./Fr.	6-2	200	Camp Hill/Frank Gay	Camp Hill, Pa.
16	Fessler, Billy	QB	Jr./So.	5-11	188	Erie Cathedral Prep/Mike Mischler	Erie, Pa.
16	Petrishen, John	S	So./Fr.	6-0	209	Pittsburgh Central Catholic/Terry Totten	Lower Burrell, Pa.
17	Taylor, Garrett	CB	So./Fr.	6-0	193	Saint Christopher's/Lance Cllland	Richmond, Va.
18	Holland, Jonathan	TE/H	So./Fr.	6-4	245	The Bullis School/Patrick Cilento	Brandywine, Md.
19	Brown, Torrence *	DE	Jr./So.	6-3	257	Tuscaloosa Academy/Robert Johnson	Tuscaloosa, Ala.
19	Garrity, Gregg	WR	Sr./Sr.	5-10	170	North Allegheny/Art Walker	Pittsburgh, Pa.
20	Thomas, Johnathan	LB	Jr./So.	5-11	220	St. John's Prep/Jim O'Leary	Peabody, Mass.
21	Oruwariye, Amani *	CB	Jr./So.	6-1	201	Gaither/Jason Stokes	Tampa, Fla.
23	Monroe, Ayron	S	So./Fr.	5-11	204	Saint Johns College H.S./Joe Patterson	Largo, Md.
24	Sanders, Miles	RB	Fr./Fr.	5-11	205	Woodland Hills/George Novak	Pittsburgh, Pa.
25	Walker, Von ***	LB	Sr./Sr.	5-11	213	Central Mountain/Vinny Kishbaugh	Mill Hall, Pa.
26	Barkley, Saquon *	RB	So./So.	5-11	223	Whitehall/Brian Gilbert	Coplay, Pa.
27	Johnson, T.J.	CB	Fr./Fr.	6-2	180	Euclid/Jeff Rotsky	Cleveland, Ohio
28	Apke, Troy **	S	Jr./Jr.	6-1	206	Mount Lebanon/Mike Melnyk	Mt. Lebanon, Pa.
29	Reid, John *	CB	So./So.	5-10	191	St. Joseph's Prep/Gabe Infante	Mount Laurel, N.J.
30	Givens, Kevin	DT	So./Fr.	6-1	275	Altoona Area/John Franco	Altoona, Pa.
31	Brown, Cam	LB	Fr./Fr.	6-5	215	Bullis School/Patrick Cilento	Burtonsville, Md.
31	Welde, Christopher	WR	So./So.	5-7	156	Council Rock North/Matt McHugh	Newtown, Pa.
32	Paye, Irvine	RB	Sr./Jr.	5-6	168	West Orange/John Jacob	Orange, N.J.
32	Vallone, Mitchell	S	Jr./Jr.	5-9	192	Elk County Catholic/Travis Skrzypek	Johnsonburg, Pa.
33	Cooper, Jake *	LB	So./So.	6-1	230	Archbishop Wood/Steve Devlin	Doylestown, Pa.
34	Simmons, Shane	DE	Fr./Fr.	6-3	240	DeMatha/Elijah Brooks	Laurel, Md.
36	Johnson, Jan	LB	So./Fr.	6-2	216	Governor Mifflin/Dominic Vecchio	Mohnton, Pa.
36	Shorts, Troy	CB	So./Fr.	5-10	192	Woodbury/AI Mailahn	Sicklerville, N.J.
37	Alston, Kyle	CB	Sr./Jr.	5-9	180	Robbinsville/Jason Gray	Robbinsville, N.J.
37	Gulla, Chris **	K/P	Sr./Jr.	6-1	196	Toms River North/Chip LaBarca	Toms River, N.J.
38	Davis, Desi	CB	Jr./So.	5-11	178	Harrington/Matthew Bahr	Ardmore, Pa.
39	Di Leo, Frank	LB	So./Fr.	5-9	210	Saint Ignatius College Prep/John O'Connor	Elmhurst, Ill.
39	McPhearson, Josh	WR	Sr./Jr.	5-10	197	Annapolis Area Christian/Ken Lucas	Columbia, Md.
40	Cabinda, Jason **	LB	Jr./Jr.	6-1	232	Hunterdon Central/Matthew Perotti	Flemington, N.J.
40	Eury, Nick	RB	Fr./Fr.	5-9	213	Lake-Lehman/Jerry Gilsky	Shavertown, Pa.
41	Cothren, Parker **	DT	Sr./Jr.	6-4	295	Hazel Green/Matthew Putnam	Huntsville, Ala.
41	Ladonis, Zach *	SN	Jr./Jr.	6-2	236	Berwick Area/George Curry	Nescopeck, Pa.
42	Jordan, Ellison	DT	Fr./Fr.	6-0	285	Gilman School/Biff Poggi	Upper Marlboro, Md.
43	Bowen, Manny *	LB	So./So.	6-1	220	Barneget/Rob Davis	Barneget, N.J.
44	Toney, Shaka	DE	Fr./Fr.	6-3	195	Imhotep Charter/Albie Crosby	Philadelphia, Pa.
44	Yazujian, Tyler **	SN	Sr./Sr.	5-11	235	Spring-Ford/Chad Brubaker	Royersford, Pa.
45	Dumond, Joe	LB	Fr./Fr.	5-10	240	St. Joseph's Prep/Gabe Infante	Philadelphia, Pa.
46	Castagna, Colin	DE	So./So.	6-4	253	Barrington/Joe Sanchez	Barrington, Ill.
47	Blair, Will	S	Fr./Fr.	5-11	209	Hempfield/Ron Zeiber	Lancaster, Pa.
47	Smith, Brandon	LB	Sr./Jr.	6-0	228	Lewisburg/Jeremy Winn	Winfield, Pa.
48	Miller, Shareef	DE	So./Fr.	6-5	255	George Washington/Ronald Cohen	Philadelphia, Pa.
49	Joseph, Daniel	DE	Fr./Fr.	6-3	255	Lake Forest Academy/Robin Bowkett	Brampton, Ontario, Canada
51	Gellerstedt, Alex	T	Fr./Fr.	6-6	297	Dublin Coffman/Mark Crabtree	Dublin, Ohio
51	Vranic, Jason	LB	Jr./Jr.	6-0	217	Erie C.C./Scott Pilkey	Wheatfield, N.Y.
52	Bates, Ryan	G/C	So./Fr.	6-4	305	Archbishop Wood/Steve Devlin	Warrington, Pa.
52	Cothran, Curtis *	DT	Sr./Jr.	6-5	285	Council Rock North/Adam Collachi	Newtown, Pa.



NUMERICAL ROSTER [CONT.]

NO.	NAME	POS.	CL./EL.	HT.	WT.	HIGH SCHOOL/COACH	HOMETOWN
53	Dowrey, Derek ***	G/C	Gr./Sr.	6-3	323	John Handley/Tony Rayburn	Winchester, Va.
54	Windsor, Robert	DT	So./Fr.	6-4	305	Fond Du Lac/Mike Gnewuch	Fond Du Lac, Wis.
55	Laurent, Wendy **	C/G	Gr./Sr.	6-2	297	The Hun School/David Dudeck	Hamilton, N.J.
55	Shelton, Antonio	DT	Fr./Fr.	6-2	290	Westerville-North/Rodger Elander	Westerville, Ohio
56	Chavis, Tyrell	DT	Jr./Jr.	6-3	298	Nassau C.C./Joe Osovet	Richmond, Va.
57	Gonzalez, Steven	G/C	So./Fr.	6-4	334	Union City/Wil Valdez	Union City, N.J.
58	Sorrell, Chance	T	Jr./So.	6-5	293	Middletown/Troy Everhart	Middletown, Ohio
59	Nelson, Andrew **	T	Sr./Jr.	6-6	306	Hershey/Mark Painter	Hershey, Pa.
60	Beh, Noah *	T	Jr./So.	6-6	300	Scranton Prep/Nick Donato	Moscow, Pa.
62	Menet, Michal	G	Fr./Fr.	6-4	296	Exeter Township Senior/Matt Bauer	Birdsboro, Pa.
64	Simpson, Zach	G	So./Fr.	6-3	292	Holidaysburg Area/Homer DeLattre	Holidaysburg, Pa.
66	McGovern, Connor	C	Fr./Fr.	6-5	310	Lake-Lehman/Jerry Gilsky	Larksville, Pa.
68	Kelly, Hunter	G	Fr./Fr.	6-2	280	Neshaminy/Steve Wilmot	Langhorne, Pa.
69	De Boef, Adam	G/C	Jr./So.	6-5	267	State College Area/Al Wolski	State College, Pa.
70	Mahon, Brendan **	G/C	Sr./Jr.	6-4	320	Randolph/Joe Lusardi	Randolph, N.J.
71	Fries, Will	T	Fr./Fr.	6-6	295	Cranford/Erik Rosenmeier	Cranford, N.J.
72	Gaia, Brian ***	G/C	Gr./Sr.	6-3	295	Gilman School/Biff Poggi	Pasadena, Md.
73	Palmer, Paris *	T	Sr./Sr.	6-7	300	Lackawanna College (Pa.)/Mark Duda	Plymouth, N.C.
75	Brosnan, Brendan	T	Jr./So.	6-6	295	Maine South/Dave Inerra	Park Ridge, Ill.
76	Jenkins, Sterling	T	So./Fr.	6-8	328	Baldwin/Pete Wagner	Pittsburgh, Pa.
77	Wright, Chasz	T/G	Jr./So.	6-7	343	Milford Academy/Bill Chaplick	Woodbridge, Va.
78	Devenney, Tom	C/G	Sr./Jr.	6-1	309	Warwick/Bob Locker	Lititz, Pa.
79	Shuman, Charlie	T	Jr./So.	6-8	290	Pittsford Sutherland/Keith Molinich	Pittsford, N.Y.
80	Dalton, Danny	TE/H	Fr./Fr.	6-4	247	Marshfield/Lou Silva	Marshfield, Mass.
81	Bentley, Gordon	WR	Sr./Jr.	6-0	198	Wissahickon/Jeff Cappa	Blue Bell, Pa.
81	Grampp, Steven	TE/H	Fr./Fr.	6-3	240	East Stroudsburg North/Chuck Daily	East Stroudsburg, Pa.
82	Shoop, Tyler	WR	So./Fr.	5-11	170	Father Ryan/Bruce Lussier	Nashville, Tenn.
83	Bowers, Nick	TE/H	So./Fr.	6-4	264	Kittanning Senior/Frank Fabian	Kittanning, Pa.
84	Johnson, Juwan	WR	So./Fr.	6-4	218	Glassboro/Mark Maccarone	Glassboro, N.J.
85	Lutz, Isaac	WR	Fr./Fr.	5-11	190	Berks Catholic/Rick Keeley	Reading, Pa.
86	Hodgens, Cody	WR	Gr./Jr.	5-7	173	Robinson/Mike DePue	Wesley Chapel, Fla.
87	Darien, Dae'Lun	WR	Fr./Fr.	6-4	195	Dunbar/Lawrence Smith	Baltimore, Md.
88	Gesicki, Mike **	TE/H	Jr./Jr.	6-6	252	Southern Regional/Chuck Donahue	Manahawkin, N.J.
89	Maxwell, Colton	WR	Fr./Fr.	6-0	181	Northampton/Mark Scisly	Northampton, Pa.
89	Pancoast, Tom	TE/H	Sr./Jr.	6-3	235	Unionville/Pat Clark	West Chester, Pa.
90	Barbir, Alex	K	Fr./Fr.	5-9	195	South Forsyth/Jeff Arnette	Cumming, Ga.
90	Sickels, Garrett **	DE	Sr./Jr.	6-4	260	Red Bank Regional/Nick Giglio	Red Bank, N.J.
91	Monk, Ryan	DT	So./Fr.	6-1	290	Dallas/Bob Zaruta	Dallas, Pa.
92	Pasquariello, Daniel **	P	Jr./Jr.	6-1	197	Xavier College HS/	Melbourne, Victoria, Australia
93	Gillikin, Blake	P/K	Fr./Fr.	6-2	182	The Westminster Schools/Gerry Romberg	Smyrna, Ga.
93	White, Antoine *	DT	Jr./So.	6-2	290	Millville/Jason Durham	Millville, N.J.
94	Schwan, Evan **	DE	Gr./Sr.	6-6	263	Central Dauphin/Glen McNamee	Harrisburg, Pa.
95	Davis, Tyler *	K/P	Sr./Jr.	5-11	180	North/--	St. Charles, Ill.
96	Iyke, Immanuel	DT	So./Fr.	6-2	280	Parsippany Hills/Dave Albano	Hackettstown, N.J.
96	Vasey, Kyle	SN	Jr./So.	6-2	242	Wallenpaupack/Mark Watson	Hawley, Pa.
97	Buchholz, Ryan	DE	So./Fr.	6-6	270	Great Valley/Dan Ellis	Malvern, Pa.
97	Cox, Nick	SN	So./Fr.	6-0	234	Jesuit/Matt Thompson	Tampa, Fla.
98	Wombacker, Jordan	K/P	So./Fr.	5-10	172	Hickory/Bill Brest	Hermitage, Pa.
99	Julius, Joey *	K	Jr./So.	5-10	258	Lower Dauphin/Rob Klock	Hummelstown, Pa.
99	Thrift, Brenon	DT	Jr./So.	6-3	290	Lackawanna C.C./Mark Duda	Monroeville, Pa.

* - Letters won

^ - 5th-year senior

ALPHABETICAL ROSTER

NO.	NAME	POS.	CL./EL.	HT.	WT.	HIGH SCHOOL/COACH	HOMETOWN
2	Allen, Marcus **	S	Jr./Jr.	6-2	202	Dr. Henry A. Wise, Jr./Dalawn Parrish	Upper Marlboro, Md.
8	Allen, Mark *	RB	Jr./So.	5-6	181	DeMatha/Elijah Brooks	Hyattsville, Md.
37	Alston, Kyle	CB	Sr./Jr.	5-9	180	Robbinsville/Jason Gray	Robbinsville, N.J.
28	Apke, Troy **	S	Jr./Jr.	6-1	206	Mount Lebanon/Mike Melnyk	Mt. Lebanon, Pa.
90	Barbir, Alex	K	Fr./Fr.	5-9	195	South Forsyth/Jeff Arnette	Cumming, Ga.
26	Barkley, Saquon *	RB	So./So.	5-11	223	Whitehall/Brian Gilbert	Coplay, Pa.
52	Bates, Ryan	G/C	So./Fr.	6-4	305	Archbishop Wood/Steve Devlin	Warrington, Pa.
60	Beh, Noah *	T	Jr./So.	6-6	300	Scranton Prep/Nick Donato	Moscow, Pa.
11	Bell, Brandon ***	LB	Sr./Sr.	6-1	233	Oakcrest/Chuck Smith	Mays Landing, N.J.
81	Bentley, Gordon	WR	Sr./Jr.	6-0	198	Wissahickon/Jeff Cappa	Blue Bell, Pa.
13	Blacknall, Saeed **	WR	Jr./Jr.	6-3	212	Manalapan/Ed Gurrieri	Manalapan, N.J.
47	Blair, Will	S	Fr./Fr.	5-11	209	Hempfield/Ron Zeiber	Lancaster, Pa.
43	Bowen, Manny *	LB	So./So.	6-1	220	Barneget/Rob Davis	Barneget, N.J.
83	Bowers, Nick	TE/H	So./Fr.	6-4	264	Kittanning Senior/Frank Fabian	Kittanning, Pa.
75	Brosnan, Brendan	T	Jr./So.	6-6	295	Maine South/Dave Inserra	Park Ridge, Ill.
31	Brown, Cam	LB	Fr./Fr.	6-5	215	Bullis School/Patrick Cilento	Burtionsville, Md.
19	Brown, Torrence *	DE	Jr./So.	6-3	257	Tuscaloosa Academy/Robert Johnson	Tuscaloosa, Ala.
97	Buchholz, Ryan	DE	So./Fr.	6-6	270	Great Valley/Dan Ellis	Malvern, Pa.
40	Cabinda, Jason **	LB	Jr./Jr.	6-1	232	Hunterdon Central/Matthew Perotti	Flemington, N.J.
1	Campbell, Christian **	CB	Jr./Jr.	6-1	194	Central/Woodrow Lowe	Phenix City, Ala.
46	Castagna, Colin	DE	So./So.	6-4	253	Barrington/Joe Sanchez	Barrington, Ill.
11	Charles, Irvin	WR	So./Fr.	6-4	219	Paul VI/John Doherty	Sicklerville, N.J.
56	Chavis, Tyrell	DT	Jr./Jr.	6-3	298	Nassau C.C./Joe Osovet	Richmond, Va.
33	Cooper, Jake *	LB	So./So.	6-1	230	Archbishop Wood/Steve Devlin	Doylestown, Pa.
52	Cothran, Curtis *	DT	Sr./Jr.	6-5	285	Council Rock North/Adam Collachi	Newtown, Pa.
41	Cothren, Parker **	DT	Sr./Jr.	6-4	295	Hazel Green/Matthew Putnam	Huntsville, Ala.
97	Cox, Nick	SN	So./Fr.	6-0	234	Jesuit/Matt Thompson	Tampa, Fla.
80	Dalton, Danny	TE/H	Fr./Fr.	6-4	247	Marshfield/Lou Silva	Marshfield, Mass.
87	Darien, Dae'Lun	WR	Fr./Fr.	6-4	195	Dunbar/Lawrence Smith	Baltimore, Md.
38	Davis, Desi	CB	Jr./So.	5-11	178	Harrington/Matthew Bahr	Ardmore, Pa.
95	Davis, Tyler *	K/P	Sr./Jr.	5-11	180	North/--	St. Charles, Ill.
69	De Boef, Adam	G/C	Jr./So.	6-5	267	State College Area/AI Wolski	State College, Pa.
78	Devenney, Tom	C/G	Sr./Jr.	6-1	309	Warwick/Bob Locker	Lititz, Pa.
39	Di Leo, Frank	LB	So./Fr.	5-9	210	Saint Ignatius College Prep/John O'Connor	Elmhurst, Ill.
53	Dowrey, Derek ***	G/C	Gr./Sr.	6-3	323	John Handley/Tony Rayburn	Winchester, Va.
45	Dumond, Joe	LB	Fr./Fr.	5-10	240	St. Joseph's Prep/Gabe Infante	Philadelphia, Pa.
40	Eury, Nick	RB	Fr./Fr.	5-9	213	Lake-Lehman/Jerry Gilsky	Shavertown, Pa.
7	Farmer, Koa *	LB	Jr./So.	6-1	222	Notre Dame/Kevin Rooney	Lake View Terrace, Calif.
16	Fessler, Billy	QB	Jr./So.	5-11	188	Erie Cathedral Prep/Mike Mischler	Erie, Pa.
71	Fries, Will	T	Fr./Fr.	6-6	295	Cranford/Erik Rosenmeier	Cranford, N.J.
72	Gaia, Brian ***	G/C	Gr./Sr.	6-3	295	Gilman School/Biff Poggi	Pasadena, Md.
19	Garrity, Gregg	WR	Sr./Sr.	5-10	170	North Allegheny/Art Walker	Pittsburgh, Pa.
51	Gellerstedt, Alex	T	Fr./Fr.	6-6	297	Dublin Coffman/Mark Crabtree	Dublin, Ohio
88	Gesicki, Mike **	TE/H	Jr./Jr.	6-6	252	Southern Regional/Chuck Donahue	Manahawkin, N.J.
93	Gillikin, Blake	P/K	Fr./Fr.	6-2	182	The Westminster Schools/Gerry Romberg	Smyrna, Ga.
30	Givens, Kevin	DT	So./Fr.	6-1	275	Altoona Area/John Franco	Altoona, Pa.
12	Godwin, Chris **	WR	Jr./Jr.	6-1	205	Middletown/Mark DelPercio	Middletown, Del.
6	Golden, Malik ***	S	Gr./Sr.	6-0	205	Cheshire Academy/Dan O'dea	Hartford, Conn.
57	Gonzalez, Steven	G/C	So./Fr.	6-4	334	Union City/Wil Valdez	Union City, N.J.
81	Gramp, Steven	TE/H	Fr./Fr.	6-3	240	East Stroudsburg North/Chuck Daily	East Stroudsburg, Pa.
37	Gulla, Chris **	K/P	Sr./Jr.	6-1	196	Toms River North/Chip LaBarca	Toms River, N.J.
15	Haley, Grant **	CB	Jr./Jr.	5-9	185	The Lovett School/Mike Muschamp	Atlanta, Ga.
5	Hamilton, DaeSean **	WR	Sr./Jr.	6-1	205	Mountain View/Lou Sorrentino	Fredericksburg, Va.
86	Hodgens, Cody	WR	Gr./Jr.	5-7	173	Robinson/Mike DePue	Wesley Chapel, Fla.
18	Holland, Jonathan	TE/H	So./Fr.	6-4	245	The Bullis School/Patrick Cilento	Brandywine, Md.
96	Iyke, Immanuel	DT	So./Fr.	6-2	280	Parsippany Hills/Dave Albano	Hackettstown, N.J.
76	Jenkins, Sterling	T	So./Fr.	6-8	328	Baldwin/Pete Wagner	Pittsburgh, Pa.
36	Johnson, Jan	LB	So./Fr.	6-2	216	Governor Mifflin/Dominic Vecchio	Mohnton, Pa.
84	Johnson, Juwan	WR	So./Fr.	6-4	218	Glassboro/Mark Maccarone	Glassboro, N.J.
27	Johnson, T.J.	CB	Fr./Fr.	6-2	180	Euclid/Jeff Rotsky	Cleveland, Ohio
42	Jordan, Ellison	DT	Fr./Fr.	6-0	285	Gilman School/Biff Poggi	Upper Marlboro, Md.
49	Joseph, Daniel	DE	Fr./Fr.	6-3	255	Lake Forest Academy/Robin Bowkett	Brampton, Ontario, Canada
99	Julius, Joey *	K	Jr./So.	5-10	258	Lower Dauphin/Rob Klock	Hummelstown, Pa.
68	Kelly, Hunter	G	Fr./Fr.	6-2	280	Neshaminy/Steve Wilmot	Langhorne, Pa.
41	Ladonis, Zach *	SN	Sr./Jr.	6-2	236	Berwick Area/George Curry	Nescopeck, Pa.
55	Laurent, Wendy **	C/G	Gr./Sr.	6-2	297	The Hun School/David Dudeck	Hamilton, N.J.
85	Lutz, Isaac	WR	Fr./Fr.	5-11	190	Berks Catholic/Rick Keeley	Reading, Pa.
70	Mahon, Brendan **	G/C	Sr./Jr.	6-4	320	Randolph/Joe Lusardi	Randolph, N.J.
89	Maxwell, Colton	WR	Fr./Fr.	6-0	181	Northampton/Mark Scisly	Northampton, Pa.
66	McGovern, Connor	C	Fr./Fr.	6-5	310	Lake-Lehman/Jerry Gilsky	Larksville, Pa.



ALPHABETICAL ROSTER [CONT.]

NO.	NAME	POS.	CL./EL.	HT.	WT.	HIGH SCHOOL/COACH	HOMETOWN
39	McPhearson, Josh	WR	Sr./Jr.	5-10	197	Annapolis Area Christian/Ken Lucas	Columbia, Md.
14	McPhearson, Zech	CB	Fr./Fr.	5-11	180	Riverdale Baptist School/Caesar Nettles	Columbia, Md.
9	McSorley, Trace	QB	Jr./So.	6-0	205	Briar Woods/Charlie Pierce	Ashburn, Va.
62	Menet, Michal	G	Fr./Fr.	6-4	296	Exeter Township Senior/Matt Bauer	Birdsboro, Pa.
9	Miller, Jarvis	LB	So./Fr.	6-2	205	Windsor Locks/Suffield/East Granby/Jason Qua	Suffield, Conn.
48	Miller, Shareef	DE	So./Fr.	6-5	255	George Washington/Ronald Cohen	Philadelphia, Pa.
91	Monk, Ryan	DT	So./Fr.	6-1	290	Dallas/Bob Zaruta	Dallas, Pa.
23	Monroe, Ayrton	S	So./Fr.	5-11	204	Saint Johns College H.S./Joe Patterson	Largo, Md.
59	Nelson, Andrew **	T	Sr./Jr.	6-6	306	Hershey/Mark Painter	Hershey, Pa.
21	Oruwariye, Amani *	CB	Jr./So.	6-1	201	Gaither/Jason Stokes	Tampa, Fla.
73	Palmer, Paris *	T	Sr./Sr.	6-7	300	Lackawanna College (Pa.)/Mark Duda	Plymouth, N.C.
89	Pancoast, Tom	TE/H	Sr./Jr.	6-3	235	Unionville/Pat Clark	West Chester, Pa.
92	Pasquariello, Daniel **	P	Jr./Jr.	6-1	197	Xavier College HS/	Melbourne, Victoria, Australia
32	Paye, Irvine	RB	Sr./Jr.	5-6	168	West Orange/John Jacob	Orange, N.J.
16	Petrishen, John	S	So./Fr.	6-0	209	Pittsburgh Central Catholic/Terry Totten	Lower Burrell, Pa.
10	Polk, Brandon *	WR	So./So.	5-9	175	Briar Woods/Charlie Pierce	Ashburn, Va.
29	Reid, John *	CB	So./So.	5-10	191	St. Joseph's Prep/Gabe Infante	Mount Laurel, N.J.
6	Robinson, Andre	RB	So./Fr.	5-9	216	Bishop McDevitt/Jeff Weachter	Mechanicsburg, Pa.
24	Sanders, Miles	RB	Fr./Fr.	5-11	205	Woodland Hills/George Novak	Pittsburgh, Pa.
94	Schwan, Evan **	DE	Gr./Sr.	6-6	263	Central Dauphin/Glen McNamee	Harrisburg, Pa.
4	Scott, Nick *	S	Jr./So.	5-11	200	Fairfax/Kevin Simonds	Fairfax, Va.
55	Shelton, Antonio	DT	Fr./Fr.	6-2	290	Westerville-North/Rodger Elander	Westerville, Ohio
82	Shoop, Tyler	WR	So./Fr.	5-11	170	Father Ryan/Bruce Lussier	Nashville, Tenn.
36	Shorts, Troy	CB	So./Fr.	5-10	192	Woodbury/Al Mailahn	Sicklerville, N.J.
79	Shuman, Charlie	T	Jr./So.	6-8	290	Pittsford Sutherland/Keith Molinich	Pittsford, N.Y.
15	Shuster, Michael	QB	Fr./Fr.	6-2	200	Camp Hill/Frank Gay	Camp Hill, Pa.
90	Sickels, Garrett **	DE	Sr./Jr.	6-4	260	Red Bank Regional/Nick Giglio	Red Bank, N.J.
34	Simmons, Shane	DE	Fr./Fr.	6-3	240	DeMatha/Elijah Brooks	Laurel, Md.
64	Simpson, Zach	G	So./Fr.	6-3	292	Holidaysburg Area/Homer DeLattre	Holidaysburg, Pa.
47	Smith, Brandon	LB	Sr./Jr.	6-0	228	Lewisburg/Jeremy Winn	Winfield, Pa.
12	Smith, Jordan *	CB	Sr./Sr.	5-10	185	H.D. Woodson/Greg Fuller	Washington, D.C.
58	Sorell, Chance	T	Jr./So.	6-5	293	Middletown/Troy Everhart	Middletown, Ohio
2	Stevens, Tommy	QB	So./Fr.	6-4	218	Decatur Central/Justin Dixson	Indianapolis, Ind.
17	Taylor, Garrett	CB	So./Fr.	6-0	193	Saint Christopher's/Lance Clelland	Richmond, Va.
20	Thomas, Johnathan	LB	Jr./So.	5-11	220	St. John's Prep/Jim O'Leary	Peabody, Mass.
3	Thompkins, DeAndre *	WR	Jr./So.	5-11	190	Swansboro/Tim Laspada	Hubert, N.C.
99	Thrift, Brenon	DT	Jr./So.	6-3	290	Lackawanna C.C./Mark Duda	Monroeville, Pa.
44	Toney, Shaka	DE	Fr./Fr.	6-3	195	Imhotep Charter/Albie Crosby	Philadelphia, Pa.
32	Vallone, Mitchell	S	Jr./Jr.	5-9	192	Elk County Catholic/Travis Skrzypek	Johnsburg, Pa.
96	Vasey, Kyle	SN	Jr./So.	6-2	242	Wallenpaupack/Mark Watson	Hawley, Pa.
51	Vranic, Jason	LB	Jr./Jr.	6-0	217	Erie C.C./Scott Pilkey	Wheatfield, N.Y.
25	Walker, Von ***	LB	Sr./Sr.	5-11	213	Central Mountain/Vinny Kishbaugh	Mill Hall, Pa.
5	Wartman-White, Nyeem **	LB	Gr./Sr.	6-1	240	Valley View/George Howanitz	Philadelphia, Pa.
31	Welde, Christopher	WR	So./So.	5-7	156	Council Rock North/Matt McHugh	Newtown, Pa.
93	White, Antoine *	DT	Jr./So.	6-2	290	Millville/Jason Durham	Millville, N.J.
54	Windsor, Robert	DT	So./Fr.	6-4	305	Fond Du Lac/Mike Gnewuch	Fond Du Lac, Wis.
98	Wombacker, Jordan	K/P	So./Fr.	5-10	172	Hickory/Bill Brest	Hermitage, Pa.
77	Wright, Chasz	T/G	Jr./So.	6-7	343	Milford Academy/Bill Chaplick	Woodbridge, Va.
44	Yazujian, Tyler **	SN	Sr./Sr.	5-11	235	Spring-Ford/Chad Brubaker	Royersford, Pa.
7	Zembiec, Jake	QB	Fr./Fr.	6-3	205	Aquinas Institute/Chris Battaglia	Rochester, N.Y.

* - Letters won

^ - 5th-year senior

PENN STATE

100-149 Yards Rushing:	105, Saquon Barkley vs. Kent State, 2016
150-199 Yards Rushing:	194, Saquon Barkley at Ohio State, 2015
200-299 Yards Rushing:	202, Saquon Barkley vs. Maryland, 2016
300+ Yards Rushing:	327, Larry Johnson at Indiana, 2002
30-34 Rushing Attempts:	31, Saquon Barkley vs. Maryland, 2016
35+ Rushing Attempts:	35, Zach Zwinak vs. Nebraska, 2013
Three Touchdowns Rushing:	Saquon Barkley (4) at Pitt, 2016
Four Touchdowns Rushing:	Saquon Barkley at Pitt, 2016
Five Touchdowns Rushing:	Ki-Jana Carter vs. Michigan State, 1994
60-Yard Run:	75, Akeel Lynch vs. Rutgers, 2015
70-Yard Run:	75, Akeel Lynch vs. Rutgers, 2015
80-Yard Run:	84, Larry Johnson vs. Illinois, 2002
90-Yard Run:	92, Bill Belton at Indiana, 2014
Two Players Rush For 100 Yards:	Saquon Barkley (195) & Akeel Lynch (120) vs. Rutgers, 2015
Four Rushing TD in One Quarter:	vs. UMass, 2014 (2nd; Belton (2), Zwinak (2))
300 Yards Passing:	335, Trace McSorley vs. Minnesota, 2016
350 Yards Passing:	371, Christian Hackenberg vs. Boston College, 2014 %
400 Yards Passing:	454, Christian Hackenberg vs. UCF, 2014 #
20-24 Pass Completions:	24, Trace McSorley at Pitt, 2016
25-29 Pass Completions:	25, Christian Hackenberg at Rutgers, 2014
30-34 Pass Completions:	34, Christian Hackenberg vs. Boston College, 2014 %
35+ Pass Completions:	35, Matt McGloin vs. Northwestern, 2012
30-39 Pass Attempts:	35, Trace McSorley at Pitt, 2016
40-49 Pass Attempts:	41, Trace McSorley vs. Minnesota, 2016
50+ Pass Attempts:	50, Christian Hackenberg vs. Boston College, 2014 %
Four Touchdown Passes:	Christian Hackenberg vs. Boston College, 2014 %
Five Touchdown Passes:	Rashard Casey vs. Louisiana Tech, 2000
Four Interceptions Thrown:	Zack Mills at Boston College, 2004
300-349 Yards Total Offense:	325, Trace McSorley (332 P, -7 R) at Pitt, 2016
350-399 Yards Total Offense:	371, C. Hackenberg (371 P, 0 R) vs. Boston College, 2014 %
400+ Yards Total Offense:	408, Trace McSorley (335 P, 73 R) vs. Minnesota, 2016
100-149 Yards Receiving:	117, Chris Godwin vs. Temple, 2016
150-199 Yards Receiving:	173, Geno Lewis & 165, DaeSean Hamilton vs. UCF, 2014 #
200+ Yards Receiving:	216, Deon Butler vs. Northwestern, 2006
Two Players w/ 100 Yards Receiving:	Geno Lewis (109) & DaeSean Hamilton (103) at Rutgers, 2014
Two Players w/ 150 Yards Receiving:	Geno Lewis (173) & DaeSean Hamilton (165)
Back-to-Back 100 Yards Receiving Games:	Chris Godwin, 2015 (103 at Ohio State; 135 vs. Maryland)
Three Straight 100-yard Receiving Games:	Allen Robinson, 2013 (133 vs. Syracuse; 129 vs. Eastern Michigan; 143 vs. UCF)
10+ Receptions:	14, DaeSean Hamilton vs. Ohio State, 2014
50-Yard Reception:	53, Mike Gesicki from Trace McSorley vs. Minnesota, 2016
60-Yard Reception:	68, A. Breneman from C. Hackenberg at Wisconsin, 2013
70-Yard Reception:	70, DeAndre Thompkins from Trace McSorley vs. Maryland, 2016
80-Yard Reception:	80, Irvin Charles from Trace McSorley vs. Minnesota, 2016
Three Touchdowns Receiving:	Allen Robinson vs. Indiana, 2012
Four Touchdowns Receiving:	Bobby Engram vs. Minnesota, 1993
150-199 All-Purpose Yards:	170, Saquon Barkley at Northwestern, 2015
200-249 All-Purpose Yards:	202, Saquon Barkley vs. Maryland, 2016
250+ All-Purpose Yards:	289, Larry Johnson vs. Michigan State, 2002
Five Touchdowns Scored:	5 (4 rushing, 1 receiving) Saquon Barkley at Pitt, 2016
Kickoff Return For Touchdown:	95, Chaz Powell vs. Indiana State, 2011
Rushing, Receiving & Kickoff Return TDs:	Derrick Williams vs. Illinois, 2008
100-Yard Kickoff Return:	100, Chaz Powell vs. Youngstown State, 2010
Punt Return For Touchdown:	63, Derrick Williams at Wisconsin, 2008
80-Yard Punt Return:	81, Bryant Johnson vs. Michigan State, 2002
Zero Punts in a Game:	Purdue, 2013
Multiple Interceptions:	2, Trevor Williams, at Rutgers, 2014
90-Yard Interception Return:	99, Michael Mauti, at Illinois, 2012
Interception Return For Touchdown:	30, Amani Oruwariye vs. Kent State, 2016
Five Interceptions in a Game (Team):	at Rutgers, 2014
Fumble Return For Touchdown:	71, Austin Johnson vs. San Diego State, 2015
Blocked Field Goal:	Marcus Allen vs. Ohio State, 2016
Blocked Field Goal For Touchdown:	60, Grant Haley vs. Ohio State, 2016
Blocked Extra Point:	Parker Cothren at Northwestern, 2015
Blocked Punt:	Cam Brown vs. Ohio State, 2016
Blocked Punt For Touchdown:	Michael Yancich vs. Ohio State, 2012 (Mike Hull block)
Safety:	Devon Still (sack in end zone) at Minnesota, 2010
50-Yard Field Goal:	50, Sam Ficken vs. Temple, 2014
Four Field Goals:	Sam Ficken vs. Maryland, 2014
Five Field Goals:	Collin Wagner vs. Temple, 2010

OPPONENT

100-149 Yards Rushing:	104, Rodney Smith; 100 Shannon Brooks, Minnesota, 2016
150-199 Yards Rushing:	186, Justin Jackson, at Northwestern, 2015
200+ Yards Rushing:	203, BenJarvus Green-Ellis, Indiana, 2003
30-34 Rushing Attempts:	30, Jeremy Langford, Michigan State, 2014
35+ Rushing Attempts:	44, Mike Hart, Michigan, 2007 (OR)
Three Touchdowns Rushing:	Trevor Siemian, Northwestern, 2014
Four Touchdowns Rushing:	Montee Ball, Wisconsin, 2011
50-Yard Run:	74, Curtis Samuel, Ohio State, 2016
60-Yard Run:	74, Curtis Samuel, Ohio State, 2016
70-Yard Run:	74, Curtis Samuel, Ohio State, 2016
Two Players Rush For 100 Yards:	Rodney Smith (104) & Shannon Brooks (100) Minnesota, 2016
300-399 Yards Passing:	339, Joel Stave, Wisconsin, 2013
400-499 Yards Passing:	454, Cameron Coffman, Indiana, 2012
500+ Yards Passing:	532, Case Keenum, Houston, 2012 (OR) *
25-29 Pass Completions:	28, J.T. Barrett, Ohio State, 2016
30-44 Pass Completions:	33, Blake Frohnapfel, UMass, 2014
45+ Pass Completions:	45, Case Keenum, Houston, 2012 (OR) *
30-39 Pass Attempts:	34, Wilton Speight, Michigan, 2016
40-49 Pass Attempts:	43, J.T. Barrett, Ohio State, 2016
50-49 Pass Attempts:	53, Joel Stave, Wisconsin, 2013
60+ Pass Attempts:	61, Brian Hoyer, Michigan State, 2006
Four Touchdown Passes:	Mark Sanchez, USC, 2009 ^
Four Interceptions Thrown:	P.J. Walker, Temple, 2014
Five Interceptions Thrown:	Gary Nova, Rutgers, 2014
300-399 Yards Total Offense:	349, Perry Hills (225 P, 124 R), vs. Maryland, 2015
400-499 Yards Total Offense:	437, Cameron Coffman (454 P, -17 R), Indiana, 2012
500+ Yards Total Offense:	542, C. Keenum (532 P, 10 R), Houston, 2012 (OR) *
100-149 Yards Receiving:	101, Brian Smith, Minnesota, 2016
150-199 Yards Receiving:	162, Damian Williams, USC, 2009 ^
200+ Yards Receiving:	228, Patrick Edwards, Houston, 2012 *
10+ Receptions:	11, Mike Dudek, Illinois, 2013
70-Yard Reception:	75, Jalen Fitzpatrick from P.J. Walker, Temple, 2014
80-Yard Reception:	80, D. Barnes from K. Hess, Youngstown State, 2010
90-Yard Reception:	99, Thomas Lewis from John Paci, Indiana, 1993
Three Touchdown Receptions:	Da'Jon McKnight, Minnesota, 2010
Kickoff Return For Touchdown:	96, Solomon Vault, at Northwestern, 2015
90-Yard Kickoff Return:	96, Solomon Vault, at Northwestern, 2015
100-Yard Kickoff Return:	100, Rashaad Penny, San Diego State, 2015
Punt Return For Touchdown:	75, Venric Mark, Northwestern, 2012
70-Yard Punt Return:	75, Venric Mark, Northwestern, 2012
80-Yard Punt Return:	87, Willie Reid, Florida State, 2006 Orange
Interception Return For Touchdown:	13, Malik McDowell, at Michigan State, 2015
Fumble Return For Touchdown:	20, Elcee Refuge, Kent State, 2016
Blocked Punt:	Lorenzo Harrison, Maryland, 2016
Blocked Punt For Touchdown:	27, Lerenree McCray, Florida, 2011 \$
Blocked Field Goal:	Team, Ohio State, 2016
Blocked Extra Point:	Rob Bain (2X), Illinois, 2015
Safety:	Team (snap out of the end zone on punt), Ohio State, 2016
Defensive Extra Point:	99, D.J. Johnson, Iowa, 2002
50-Yard Field Goal:	50, Derek Dimke, Illinois, 2010
Four Field Goals:	Emmit Carpenter, Minnesota, 2016

^ - Rose Bowl

\$ - Outback Bowl

* - TicketCity Bowl

- Croke Park Classic (Dublin, Ireland)

% - Pinstripe Bowl

& - TaxSlayer Bowl

(OR) - Opponent Record



RECORD WATCH

RUSHING YARDAGE, CAREER

1.	3,932	Evan Royster, 2007-10
...		
14.	2,236	Charlie Pittman, 1967-69
15.	2,108	Zach Zwinak, 2011-14
16.	2,072	Booker Moore, 1977-80
17.	2,042	Jon Williams, 1980-83
18.	2,002	Franco Harris, 1969-71
19.	1,757	Saquon Barkley, 2015-pres.
20.	1,756	Richie Anderson, 1989-92
21.	1,694	Mike Archie, 1992-95
22.	1,678	Silas Redd, 2010-11

RUSHING YARDAGE, SEASON

1.	2,087	Larry Johnson, 2002
...		
15.	1,082	Lenny Moore, 1954
16.	1,076	<i>Saquon Barkley, 2015</i>
17.	1,047	Tony Hunt, 2005
18.	1,044	Curt Warner, 1981
19.	1,041	Curt Warner, 1982
20.	1,026	Ki-Jana Carter, 1993
21.	1,014	Evan Royster, 2010
22.	1,002	D.J. Dozier, 1983
23.	1,000	Zach Zwinak, 2012
-	681	Saquon Barkley, 2016

100-YARD RUSHING GAMES, CAREER

1.	18	Curt Warner, 1979-82
2.	17	Ki-Jana Carter, 1993-94
	17	Curtis Enis, 1995-97
	17	Blair Thomas, 1986-89
5.	15	Tony Hunt, 2004-06
	15	Lydell Mitchell, 1969-71
	15	Evan Royster, 2007-10
8.	13	John Cappelletti, 1972-73
9.	12	Lenny Moore, 1953-55
10.	11	D.J. Dozier, 1983-86
11.	11	Zach Zwinak, 2012-13
12.	10	Charlie Pittman, 1967-69
13.	9	Eric McCoo, 1998-2000
14.	8	Larry Johnson, 2002
	8	Matt Suhey, 1976-79
16.	7	Silas Redd, 2010-11
	7	Saquon Barkley, 2015-pres.
18.	6	Bob Campbell, 1966-68
	6	Rodney Kinlaw, 2007

TOTAL OFFENSE, GAME

1.	456 (2 R, 454 P)	C. Hackenberg vs. UCF, 2014
2.	418 (138 R, 280 P)	Zack Mills vs. Ohio State, 2001
3.	408 (73 R, 335 P)	T. McSorley vs. Minnesota, 2016
4.	398 (19 R, 379 P)	M. Robinson vs. Wisconsin, 2003
5.	389 (-10 R, 399 P)	Zack Mills vs. Iowa, 2002

LONGEST PUNTS BY FRESHMEN

1.	74	Anthony Fera vs. Iowa, 2010
2.	69	Blake Gillikin at Pitt, 2016
3.	63	<i>Daniel Pasquariello vs. Michigan State, 2014</i>
4.	61	Blake Gillikin at Michigan, 2016
5.	59	Jeremy Kapinos vs. Boston College, 2003
6.	58	Blake Gillikin vs. Kent State, 2016
	58	Jeremy Kapinos at Purdue, 2003

LONGEST PUNTS

1.	89	Coop French at Iowa, 1930
2.	78	Jeremy Kapinos at Ohio State, 2004
3.	76	Chris Claus vs. Rutgers, 1987
4.	74	Anthony Fera at Iowa, 2010
5.	73	Milt Plum at Ohio State, 1956
6.	71	Joe Colone at Syracuse, 1946
	71	John Bruno Jr. vs. Boston College, 1985
8.	70	Coop French at Iowa, 1930
	70	Joe Colone at Syracuse, 1946
	70	Jeremy Kapinos vs. Purdue, 2004
	70	Jeremy Boone at Illinois, 2007
12.	69	Bob Parsons at Colorado, 1970
	69	Anthony Fera vs. Purdue, 2011
	69	Blake Gillikin at Pitt, 2016

PASSING YARDAGE, GAME

1.	454	Christian Hackenberg vs. UCF, 2014
2.	399	Zack Mills vs. Iowa, 2002
3.	395	Matt McGloin vs. Indiana, 2012
4.	379	Michael Robinson vs. Wisconsin, 2003
5.	371	Christian Hackenberg vs. Boston Coll., 2014
6.	366	Mike McQueary vs. Pitt, 1997
7.	358	Todd Blackledge at Miami (Fla.), 1981
8.	353	Daryll Clark vs. Akron, 2009
9.	352	Kerry Collins at Michigan State, 1993
10.	341	Daryll Clark vs. Michigan State, 2008
11.	340	Christian Hackenberg at Indiana, 2013
12.	339	Christian Hackenberg at Wisconsin, 2013
13.	335	Trace McSorley vs. Minnesota, 2016
14.	332	Trace McSorley at Pitt, 2016
15.	328	Kerry Collins vs. Rutgers, 1994

LONGEST PASS PLAYS

1.	92	Bob Higgins from Bill Hess at Pitt, 1919
2.	86	Jim Scott from Steve Joachim at Navy, 1971
3.	82	Eric Hamilton from Matt Knizner vs. Pitt, 1986
4.	82	Freddie Scott from Kerry Collins vs. Rutgers, 1994
5.	80	Paul Johnson from Tom Sherman at Maryland, 1967
	80	Dean DiMidio from Doug Strang vs. Alabama, 1983
	80	Stephfon Green from Pat Devlin vs. Michigan, 2008
	80	Derek Moye from Rob Bolden vs. Illinois, 2010
	80	Irvin Charles from Trace McSorley vs. Minnesota, 2016
9.	79	John Greene from Lance Lonerger vs. Maryland, 1988
	79	Chafie Fields from Kevin Thompson at Miami (Fla.), 1999
	79	Chaz Powell from Daryll Clark vs. Iowa, 2009
	79	Geno Lewis from Christian Hackenberg vs. UCF, 2014

300-YARD PASSING GAMES, CAREER

1.	9	Christian Hackenberg, 2013-15
2.	6	Matt McGloin, 2009-12
3.	4	Kerry Collins, 1991-94
4.	3	Daryll Clark, 2006-09
5.	2	Trace McSorley, 2015-pres.

300-YARD PASSING GAMES, SEASON

1.	4	Matt McGloin, 2012
	4	Christian Hackenberg, 2013
	4	Christian Hackenberg, 2014
4.	2	Kerry Collins, 1994
	2	Daryll Clark, 2009
	2	Trace McSorley, 2016

200-YARD PASSING GAMES, CAREER

1.	21	Christian Hackenberg, 2013-pres.
2.	18	Matt McGloin, 2009-12
3.	16	Kerry Collins, 1991-94
	16	Zack Mills, 2001-04
5.	14	Daryll Clark, 2006-09
6.	11	Chuck Fusina, 1975-78
	11	Tony Sacca, 1988-91
	11	Anthony Morelli, 2004-07
9.	9	Todd Blackledge, 1980-82
	9	Wally Richardson, 1992, 94-96
11.	8	Michael Robinson, 2002-05
12.	6	John Huftnagel, 1970-72
	6	Mike McQueary, 1996-97
14.	5	Doug Strang, 1982-83
15.	4	Rob Bolden, 2010-11
	4	Kevin Thompson, 1998-99
	4	Trace McSorley, 2015-pres.

200-YARD PASSING GAMES, SEASON

1.	11	Matt McGloin, 2012
2.	10	Kerry Collins, 1994
3.	9	Christian Hackenberg, 2013
4.	8	Daryll Clark, 2009
5.	7	Todd Blackledge, 1982
	7	Michael Robinson, 2005
7.	6	Wally Richardson, 1995
	6	Mike McQueary, 1997
9.	5	John Huftnagel, 1972
	5	Doug Strang, 1983
11.	4	Rob Bolden, 2010
	4	Trace McSorley, 2016

RECEIVING YARDAGE, CAREER

1.	3,026	Bobby Engram, 1991, 93-95
2.	2,771	Deon Butler, 2005-08
3.	2,474	Allen Robinson, 2011-13
4.	2,395	Derek Moye, 2008-11
5.	2,015	Jordan Norwood, 2005-08
6.	2,008	Bryant Johnson, 1999-2002
7.	2,006	Kenny Jackson, 1980-83
8.	1,988	O.J. McDuffie, 1988-92
9.	1,894	Joe Jurevicius, 1994-97
10.	1,837	Jack Curry, 1965-67
11.	1,825	Terry Smith, 1988-91
12.	1,786	Chris Godwin, 2014-pres.
13.	1,743	Derrick Williams, 2005-08
14.	1,717	DaeSean Hamilton, 2014-pres.
15.	1,702	Tony Johnson, 2000-03

RECEIVING YARDAGE, SEASON

1.	1,432	Allen Robinson, 2013
2.	<i>1,101</i>	<i>Chris Godwin, 2015</i>
3.	1,084	Bobby Engram, 1995
4.	1,029	Bobby Engram, 1994
5.	1,013	Allen Robinson, 2012
6.	977	O.J. McDuffie, 1992
7.	973	Freddie Scott, 1994
8.	917	Bryant Johnson, 2002
9.	<i>899</i>	<i>DaeSean Hamilton, 2014</i>
10.	885	Derek Moye, 2010
11.	873	Bobby Engram, 1993
12.	869	Joe Jurevicius, 1996
13.	866	Bryant Johnson, 2001
14.	846	Terry Smith, 1991
15.	817	Joe Jurevicius, 1997

RECEPTIONS, CAREER

1.	179	Deon Butler, 2005-08
2.	177	Allen Robinson, 2011-13
3.	167	Bobby Engram, 1991, 93-95
4.	161	Derrick Williams, 2005-08
5.	158	Jordan Norwood, 2005-08
6.	145	DaeSean Hamilton, 2014-pres.
7.	144	Derek Moye, 2008-11
8.	125	O.J. McDuffie, 1988-92
9.	119	Chris Godwin, 2014-pres.
10.	117	Jack Curry, 1965-67

RECEPTIONS, SEASON

1.	97	Allen Robinson, 2013
2.	<i>82</i>	<i>DaeSean Hamilton, 2014</i>
3.	77	Allen Robinson, 2012
4.	69	<i>Chris Godwin, 2015</i>
5.	63	O.J. McDuffie, 1992
	63	Bobby Engram, 1995
7.	55	Terry Smith, 1991
	55	Derrick Williams, 2007
	55	Geno Lewis, 2014
10.	53	Derek Moye, 2010
	52	Bobby Engram, 1994



@PennStateFBall



PSUfball

2016

PSUnrivaled.com

GoPSUsports.com

GAME 1

KENT STATE 13



vs.



33 PENN STATE

BEAVER STADIUM
BTN

SEPT. 3, 2016
ATTN: 94,378



GAME RECAPS

UNIVERSITY PARK, Pa. - The Penn State defense shut down Kent State in the second half, led by six sacks and an Amani Oruwariye interception return for a touchdown, as the Nittany Lions defeated the Golden Flashes in its 2016 season opener, 33-13, in Beaver Stadium.

Penn State held a 16-13 lead at the half, but Oruwariye's 30-yard pick-six set the tone for the final two quarters, as the Nittany Lion defense held Kent State to just 118 yards the rest of the way. Linebacker Brandon Bell added an interception in Penn State territory, and seven different Lions combined for seven sacks for the game - the most by Penn State in a single game since the Northwestern game in 2011.

Sophomore quarterback Trace McSorley enjoyed a successful first career start at the helm of Penn State's new-look offense. He threw touchdown passes to DaeSean Hamilton and Mike Gesicki, connecting on 16-of-31 pass attempts for 209 yards, while also adding 47 yards on the ground. Classmate Saquon Barkley led the rushing attack, totaling 105 yards on 22 carries with one touchdown.

Penn State improves to 107-21-2 in season openers and has won 13 of its last 15. Six Nittany Lions made their first career starts (OG Ryan Bates, QB Trace McSorley, DE Evan Schwan, DT Kevin Givens, DT Parker Cothren, P Blake Gillikin), while 19 played in their first collegiate game for Penn State.

Turning Point

After a back-and-forth first half, Oruwariye's interception return for a touchdown - Penn State's first since 2014 - gave the Nittany Lions their first two-score lead of the game.

Difference Makers

Penn State

- Defense - Limited Kent State's three quarterbacks to 129 yards passing and 14 completions on 28 attempts with two interceptions. Seven different Kent State rushers were limited to 150 yards on 41 attempts. The Nittany Lions did not allow a touchdown on defense against Kent State for at least the fourth consecutive game.
- QB Trace McSorley - McSorley completed 16-of-31 pass attempts for 209 yards (both career highs) and two touchdowns in his first start. He connected on a career-long pass of 43 yards to DeAndre Thompkins and was sacked just once. McSorley also added 47 yards rushing on 14 carries - the most by a Penn State quarterback in a game since Kevin Newsome had 49 yards rushing against Eastern Illinois in 2009.
- RB Saquon Barkley - Rushed for 105 yards and a touchdown on 22 carries and also caught one pass

for 17 yards. It was his sixth career 100-yard rushing game.

- WR Chris Godwin - Godwin continued his consistent play catching seven passes for 67 yards. He has caught at least four passes in 13 of his last 16 games, and at least six in five of his last six games.
- TE Mike Gesicki - Gesicki enjoyed a career day, matching his career high of three receptions while totaling a career-best 42 yards receiving and making his second career touchdown reception.
- CB Amani Oruwariye - Returned an interception 30-yards for a touchdown and made two tackles. The interception and touchdown were career firsts.
- LB Brandon Bell - Second on the team with eight tackles and made an interception at the Penn State 13 at the end of the third quarter.
- DE Shareef Miller - Had 2.0 sacks and five tackles in first career game.
- S Marcus Allen - Forced the third fumble of his career and recovered the second of his career in the second quarter, leading to a Barkley touchdown.

Kent State

- S Nate Holley - Made a game-high 17 tackles.
- DE Terrance Waugh - Stripped McSorley of the ball in the second quarter, leading to a fumble recovery for a touchdown. Also made seven tackles.

Key Drives

PENN STATE 1st Qtr, 5:19-1:56 - TOUCHDOWN

The Nittany Lions answered a Kent State field goal with a touchdown drive after taking over at their own 21. Barkley and McSorley picked up a first down on the ground, and then McSorley found Godwin along the sidelines for a 26-yard pick-up to the Kent State 41. Back-to-back rushes by Barkley netted 13 more yards and another first down. McSorley then found Godwin for seven and rushed for nine more himself to reach the Kent State 12. Barkley rushed to the four and then McSorley connected with Hamilton in the end zone on a slant over the middle for a touchdown.

PENN STATE 2nd Qtr, 8:43-8:02 - TOUCHDOWN

After Marcus Allen forced and recovered a fumble in Kent territory, Barkley rushed for six yards and then scampered down the right sideline, diving inside the pylon to complete a 7-yard touchdown run for a 13-6 lead.

The Rest

Kent State tied the game midway through the second quarter with a fumble recovery to a touchdown, but a pair of Tyler Davis field goals, Oruwariye's pick six and Gesicki's touchdown iced the win.

SCORING SUMMARY

	1	2	3	4	OT	F
KSU	3	10	0	0	-	13
PSU	6	10	10	7	-	33

1st	5:25	KSU	11-64/4:31/3-0
		Shane Hynes 26 yd field goal	
	1:56	PSU	9-79/3:23/3-6
		DaeSean Hamilton 4 yd pass from McSorley (PAT rush fail)	
2nd	11:33	KSU	10-49/5:23/6-6
		Shane Hynes 43 yd field goal	
	8:02	PSU	2-13/0:41/6-13
		Saquon Barkley 7 yd rush (Davis kick)	
	6:12	KSU	13-13
		Eloee Refuge 20 yd fumble recovery (Hynes kick)	
	1:47	PSU	12-49/4:18/13-16
		Tyler Davis 29 yd field goal	
3rd	14:05	PSU	13-23
		Amani Oruwariye 30 yd INT return (Davis kick)	
	4:22	PSU	8-49/2:39/13-26
		Tyler Davis 28 yd field goal	
4th	1:53	PSU	8-67/2:38/13-33
		Mike Gesicki 30 yd pass from McSorley (Davis kick)	

TEAM STATS

	KSU	PSU
First Downs	16	19
Rushing Yards	150	145
Passing Yards	129	209
Passing (C-A-Int)	14-28-2	16-31-0
Total Offense	279	354
Plays	69	69
Fumbles (#-Lost)	2-1	2-1
Penalties (#-Yards)	6-47	5-55
Possession Time	32:56	27:04
3rd-Down Conv.	5-17	5-14
Red-Zone	2-3	4-5
Touchdowns	0	2
Field goals	2	2

OTHER

Time of Game	3:27
Kent State	0-1, 0-0 MAC
Penn State	1-0, 0-0 B1G

INDIVIDUAL STATISTICS

RUSHING

Kent State-Rankin, Justin 13-82; Price, Kavious 2-31; Mitchell, Mylik 10-27; Agner, Justin 12-7; Matthews, Will 2-6; Holley, Nick 1-4; Bollas, George 1-minus 7.
Penn State-Barkley, Saquon 22-105; McSorley, Trace 14-47; Robinson, Andre 1-minus 2; TEAM 1-minus 5.

PASSING

Kent State-Agner, Justin 8-15-2-64; Mitchell, Mylik 6-12-0-65; Bollas, George 0-1-0-0.
Penn State-McSorley, Trace 16-31-0-209.

RECEIVING

Kent State-Holley, Nick 4-45; James, Raekwon 2-44; Rankin, Justin 2-15; White, Kris 1-12; Washington, Myles 1-9; Fackler, Brice 1-7; Calhoun, Ernest 1-4; Harrell, Trey 1-minus 3; Price, Kavious 1-minus 4.
Penn State-Godwin, Chris 7-67; Gesicki, Mike 3-49; Blacknall, Saeed 2-24; Hamilton, DaeSean 2-9; Thompkins, DeAndre 1-43; Barkley, Saquon 1-17.

TOP TACKLERS (T-UA-A)

Kent State-Holley, Nate 17-5-12; McRae, Juantez 8-4-4; Waugh, Terence 7-4-3; Monday, Demetrious 6-6-0; Cuthbert, Nick 6-2-4
Penn State-Cabinda, Jason 11-5-6; Bell, Brandon 8-3-5; Sickels, Garrett 6-1-5; Miller, Shareef 5-4-1; Allen, Marcus 5-2-3; Wartman-White, Nyeem 5-1-4; White, Antoine 5-1-4.



@PennStateFBall



PSUFBall

2016

PSUnrivalled.com

GoPSUsports.com

GAME 2

PENN STATE 39

vs.

42 PITT



HEINZ FIELD
ESPN SEPT. 10, 2016
ATTN: 69,983

GAME RECAPS

PITTSBURGH - A 332-yard passing day for quarterback Trace McSorley and five total touchdowns by running back Saquon Barkley wasn't enough to overcome the strong rushing attack of Pitt in a 42-39 setback for the Nittany Lions in Heinz Field. The 69,983 in attendance marked the largest crowd ever at a city of Pittsburgh sporting event.

Barkley scored a career high five touchdowns and totaled 147 all-purpose yards, but the Pitt rushing attack, led by 117 yards from James Connor, was too much to overcome. Barkley's five touchdowns including four of the rushing variety, accounted for 30 points in the game. The 30 points rank tied for No. 4 in school history and is the first 30-point game for Penn State since Ki-Jana Carter had 30 points against Michigan State on Nov. 26, 1994. He is the first Big Ten player since Wisconsin's Melvin Gordon scored 30 points vs. Bowling Green in 2014.

The 81 points scored were the most combined points in the history of the 97-game Penn State-Pitt series.

Turning Point

Pitt led by as many as 21 points in the first half, but the game was in the hands of the Penn State offense trailing by three points with 3:56 remaining. After driving to the Pitt 32, McSorley's pass was intercepted in the end zone by Ryan Lewis and Pitt was able to kneel out the clock for the win.

Difference Makers

Penn State

- RB Saquon Barkley - Toted the ball 20 times for 85 yards, caught two passes for 45 yards and returned one kickoff for 17 yards to total 147 all-purpose yards. Netted five total touchdowns - four rushing - to become the first Big Ten player since 2014 (Melvin Gordon, vs. Bowling Green) to account for 30 points in a game. Is the first Nittany Lion with 30 points since Ki-Jana Carter (1994, vs. Michigan State) and his total is tied for No. 4 in single game scoring at Penn State.
- QB Trace McSorley - Set career-highs for completions (24), attempts (35) and passing yards (332). The 332 passing yards are No. 13 on the Penn State single season charts and mark his first career 300-yard passing game.
- WR DaeSean Hamilton - Brought in eight passes for 82 yards and caught a two-point conversion from McSorley in the fourth quarter.
- WR DeAndre Thompkins - Entered the season with three career grabs for 33 yards and made three catches for 87 yards vs. the Panthers. Now has four catches for 130 yards through two games in 2016.
- LB Nyeem Wartman-White - Posted nine tackles, including a career-high 3.0 tackles-for-loss. Of his nine

hits, seven were of the solo variety.

- DE Torrence Brown - A career-high six tackles and 2.0 tackles-for-loss were not enough for Brown vs. Pitt, as he added his first career forced fumble against the Panthers.
- CB John Reid - Recovered his second career fumble and added a career-high-tying five stops. Also returned four punts for 61 yards - including a career-long 59 yard scamper.

Pitt

- RB James Connor - Gained 117 yards on 22 carries and added a team-high-tying four catches for 29 yards, scoring one on the ground and once through the air.
- Pitt Rushing Attack - The Panthers watched as eight different players rushed the ball, with seven of them averaging more than 4.0 yards per carry.
- QB Nathan Peterman - Did work on the ground and through the air, compiling 91 yards passing and 52 yards rushing, while not getting sacked in the game. Completed 11-of-15 passes and threw three scoring strikes.
- WR Quadree Henderson - Henderson was effective through the air and on the ground, catching three passes for a team-high 47 yards, returning two kickoffs for 96 yards - including an 84-yarder that set up the eventual winning score - and rushing for 58 yards.

Key Drives

PENN STATE, 4th Qtr, 6:30-5:00 - TOUCHDOWN

Starting near midfield, Penn State drove it down to the Pitt two yard line, in large part on the arm of McSorley. A 27 yard completion to Juwan Johnson kick started the drive and a 19-yard connection with Hamilton pushed the Nittany Lions just three yards from paydirt. Barkley capitalized on the short yardage, needing two carries for his fourth rushing score of the game. Down four points after the touchdown, Penn State went for the two-point conversion, and McSorley found Hamilton on a scramble to make it a three-point game.

PENN STATE, 4th Qtr, 3:56-1:15 - INTERCEPTION

Penn State took the field with 3:56 to play and a chance to tie the game or take the lead for the first time. A Barkley rush for 11 yards started the drive and two plays later it looked as if McSorley had Hamilton down the home sideline for a score, but the ball fell to the turf. After a Pitt sack made it 4th-and-16, McSorley found Thompkins across the middle for a 34-yard gain to move the Nittany Lions to the Pitt 32. After a Barkley rush for one yard, McSorley looked towards the end zone, but his pass - intended for Irvin Charles - was intercepted by Ryan Lewis. Pitt knelled three times to run out the clock on the ensuing drive.

SCORING SUMMARY

	1	2	3	4	OT	F
PSU	7	7	7	18	-	39
PITT	14	14	7	7	-	42

1st	8:03	Pitt	10-99/4:43/0-7
		George Aston 1 yd run (Blewitt kick)	
	7:16	Pitt	2-12/0:38/0-14
		Quadree Henderson 7 yd pass from Peterman (Blewitt kick)	
	2:42	PSU	1-15/0:09/7-14
		Saquon Barkley 3 yd run (Davis kick)	
2nd	13:38	Pitt	9-74/4:04/7-21
		Scott Orndoff 2 yd pass from Peterman (Blewitt kick)	
	11:54	Pitt	3-30/1:07/7-28
		George Aston 3 yd run (Blewitt kick)	
	0:42	PSU	8-83/2:35/14-28
		Saquon Barkley 1 yd run (Davis kick)	
3rd	11:54	PSU	2-46/0:39/21-28
		Saquon Barkley 40 yd pass from McSorley (Davis kick)	
	7:24	Pitt	11-75/4:30/21-35
		James Connor 1 yd run (Blewitt kick)	
4th	13:42	PSU	7-68/2:04/28-35
		Saquon Barkley 1 yd run (Davis kick)	
	12:04	PSU	4-9/1:31/31-35
		Tyler Davis 38 yd field goal	
	10:24	Pitt	3-10/1:40/31-42
		James Connor 12 yd pass from Peterman (Blewitt kick)	
	5:00	PSU	6-60/1:30/39-42
		Saquon Barkley 2 yd run (Hamilton pass from McSorley)	

TEAM STATS

	PSU	PITT
First Downs	20	19
Rushing Yards	74	341
Passing Yards	332	91
Passing (C-A-Int)	24-35-1	11-15-1
Total Offense	406	432
Plays	66	71
Fumbles (#-Lost)	5-3	2-1
Penalties (#-Yards)	4-35	10-79
Possession Time	24:31	35:29
3rd-Down Conv.	2-10	4-12
Red-Zone	5-5	6-6
Touchdowns	4	6
Field goals	1	0

OTHER

Time of Game	3:44
Penn State	1-1, 0-0 B1G
Pittsburgh	1-1, 0-0 ACC

INDIVIDUAL STATISTICS

RUSHING

Penn State-Barkley, Saquon 20-85; Robinson, Andre 1-4; Allen, Mark 1-2; McSorley, Trace 9-minus 17.
PITT-Conner, James 22-117; Henderson, Quadree 4-58; Peterman, Nathan 8-52; Ollison, Qadree 9-36; Hall, Darrin 4-33; Whitehead, Jordan 1-28; Aston, George 4-14; Ford, Donte 1-6; TEAM 3-minus 3.

PASSING

Penn State-McSorley, Trace 24-35-1-332.
PITT-Peterman, Nathan 11-15-1-91.

RECEIVING

Penn State-Hamilton, DaeSean 8-82; Gesicki, Mike 4-47; Godwin, Chris 4-36; Thompkins, DeAndre 3-87; Barkley, Saquon 2-45; Johnson, Juwan 1-27; Allen, Mark 1-4; Polk, Brandon 1-4.
PITT-Conner, James 4-29; Orndoff, Scott 4-15; Henderson, Quadree 3-47.

TOP TACKLERS (T-UA-A)

Penn State-Wartman-White, Nyeem 9-7-2; Bell, Brandon 9-5-4; Allen, Marcus 8-4-4; Brown, Torrence 6-5-1; Golden, Malik 6-3-3; Bowen, Manny 5-5-0; Reid, John 5-3-2.
PITT-Lewis, Ryan 9-9-0; Whitehead, Jordan 7-4-3; Idowu, Oluwaseun 6-4-2; Webb, Terrish 5-5-0; Maddox, Avonte 5-4-1.



@PennStateFBall



PSUFBall

2016

PSUnvalued.com

GoPSUsports.com

GAME 3

TEMPLE 27



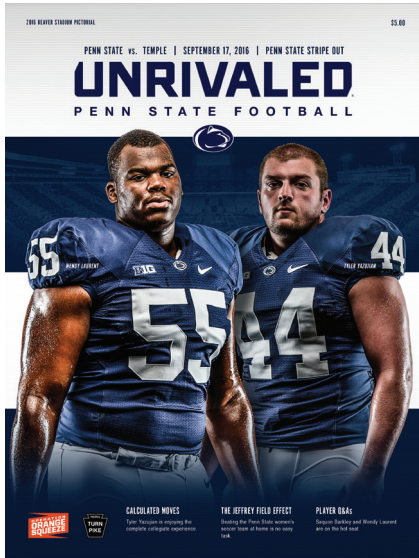
vs.



34 PENN STATE

BEAVER STADIUM
BTN

SEPT. 17, 2016
ATTN: 100,420



GAME RECAPS

UNIVERSITY PARK, Pa. - Trace McSorley connected on 18-of-24 passes for 287 yards and a touchdown, including a pair of 52-yard throws, and the Penn State defense held Temple to 38 yards rushing, as the Nittany Lions defeated Temple, 34-27, in front of a "Stripe Out" crowd.

Penn State led Temple by as many as two touchdowns in the first half, as Chris Godwin totaled 111 yards and a touchdown in the first 30 minutes. The Owls capitalized on Nittany Lion miscues in the second half to pull within three, 27-24, midway through the fourth quarter, but running back Saquon Barkley answered for Penn State by breaking off a 55-yard touchdown run with 7:20 remaining.

Penn State jumped out to a 21-7 lead in the first half. A 52-yard touchdown strike to Godwin for the game's first score was quickly answered by a 67-yard reception by Temple's Romond Deloatch, setting up an 8-yard touchdown run for running back Jahad Thomas. However, Penn State went back ahead with 2:50 remaining in the first quarter, as running back Andre Robinson capped a 13-play, 69-yard drive with three consecutive runs, including a 3-yard plunge into the end zone for his first career touchdown. McSorley capped a drive midway through the second quarter with a dive into the end zone for a 21-7 advantage.

Temple assembled a field goal drive just before the break to head into the locker room trailing 21-10.

The Nittany Lions restored their 14-point lead with a 40-yard Tyler Davis field goal just under six minutes into the second half. However, Penn State allowed a 9-yard touchdown drive and a 1-yard touchdown drive with only a Davis field goal in between after turnovers gave the Owls short fields.

Penn State's lead was down to 27-24, but Barkley's touchdown scamper resulted in a 34-24 lead that proved to be enough, as Temple could only muster a field goal for the final margin.

The 106 points scored by Penn State through three games is the most by a Nittany Lion team since the 2008 squad put up 166 points in that span (Coastal Carolina - 66; Oregon State - 45; at Syracuse - 55).

Turning Point

Temple appeared to have the momentum after an interception late in the third quarter and a fumble on a punt return midway through the fourth quarter resulted in two short touchdown drives. With the Penn State lead down to just three points, Barkley restored the Nittany Lions' two-score advantage with a 55-yard touchdown down run with 7:20 to go.

Difference Makers

Penn State

- LB Brandon Smith - The junior entered the game with just one tackle, but he made eight tackles, including

on assisting on a stop behind the line, and broke up a pass for a career day.

- Rushing Attack - Barkley, McSorley and Andre Robinson each rushed for a touchdown, marking the first time since last season's Rutgers contest that three different Lions rushed across the goal line.
- Run Defense - Penn State only yielded 38 yards on the ground for their best performance against the run since limiting Illinois to 37 yards last season.

Temple

- SS Delvon Randall - Randall setup both of Temple's second half touchdown drives. In the third quarter, he picked off McSorley at the Penn State 26 and returned it to the 9. The ensuing Temple offensive possession resulted in a touchdown and shrunk Penn State's lead to 24-17. Randall also recovered a fumble on a punt return at the Penn State 1 in the fourth quarter, setting up another touchdown drive that pulled the Owls within a field goal, 27-24.
- RB Jahad Thomas - Thomas was both Temple's leading receiver and rusher in his first game of the season. On the ground, Thomas scored two touchdowns and totaled 52 yards on 14 carries. He also caught six passes for 48 yards.

Key Drives

PENN STATE 1st Qtr, 8:47-2:50 - TOUCHDOWN

Penn State used the ground game for its next score rushing eight times for 47 yards on the drive. Once Penn State broke into the red zone, Robinson took it from there, rushing 12 yards to the Temple 6, before back-to-back 3-yard rushes resulting in his first career touchdown and 14-7 lead.

PENN STATE 2nd Qtr, 10:29-7:15 - TOUCHDOWN

After Robinson converted a fourth-and-1 at Temple's 44 with a 1-yard rush, McSorley connected with Godwin for 23-yard gain to the Temple 20. After a 2-yard Robinson rush, Polk hauled in a 14-yard pass at the 4. McSorley then took it himself after a holding penalty took out the intended receiver. McSorley just continued to roll right on the play and dove for the pylon for his first career rushing score and a 21-7 lead.

TEMPLE 4th Qtr, 7:20-2:10 - FIELD GOAL

Penn State only yielded three double-digit plays, the longest being a 13-yard reception on third-and-19, as Temple burned 5 minutes and 11 seconds to move within one score.

The Rest

DaeSean Hamilton recovered an onside kick but Penn State went three-and-out, giving Temple the ball after a punt with 37 seconds remaining. Walker's second pass attempt was intercepted by John Reid though to end the game.

SCORING SUMMARY

	1	2	3	4	OT	F
TEM	7	3	7	10	-	27
PSU	14	7	3	10	-	34

1st	9:35	PSU	Chris Godwin 52 yd pass from McSorley (Davis kick)	2-55/0:42/0-7
	8:54	TEM	Jahad Thomas 8 yd run (Jones kick)	2-75/0:41/7-7
	2:50	PSU	Andre Robinson 3 yd run (Davis kick)	13-69/5:57/7-14
2nd	7:15	PSU	Trace McSorley 2 yd run (Davis kick)	9-53/3:14/7-21
	0:04	TEM	Austin Jones 45 yd field goal	6-52/0:34/10-21
3rd	9:03	PSU	Tyler Davis 40 yd field goal	6-48/3:50/10-24
	1:56	TEM	Phillip Walker, Phillip 1 yd run (Jones kick)	4-9/2:09/17-24
4th	12:45	PSU	Tyler Davis 30 yd field goal	7-71/4:05/17-27
	8:10	TEM	Jahad Thomas 2 yd run (Jones kick)	3-1/1:44/24-27
	7:20	PSU	Saquon Barkley 55 yd run (Davis kick)	2-75/0:50/24-34
	2:10	TEM	Austin Jones 34 yd field goal	12-48/5:10/27-34

TEAM STATS

	TEM	PSU
First Downs	13	21
Rushing Yards	38	341
Passing Yards	286	287
Passing (C-A-Int)	25-34-1	18-24-1
Total Offense	324	403
Plays	62	61
Fumbles (#-Lost)	1-0	5-2
Penalties (#-Yards)	13-118	7-62
Possession Time	31:27	28:33
3rd-Down Conv.	3-13	2-9
Red-Zone	4-4	4-6
Touchdowns	3	2
Field goals	1	2

OTHER

Time of Game	3:26
Penn State	2-1, 0-0 B1G
Temple	1-2, 0-0 AAC

INDIVIDUAL STATISTICS

RUSHING

Temple-Thomas, Jahad 14-52; Sharga, Nick 3-4; Simpson, Cortrell 1-minus 1; Armstead, Ryquell 2-minus 4; Walker, Phillip 8-minus 13.

Penn State-Barkley, Saquon 9-68; Sanders, Miles 3-27; Robinson, Andre 6-24; Allen, Mark 6-17; McSorley, Trace 9-8; Hamilton, DaeSean 1-minus 12; TEAM 3-minus 16.

PASSING

Temple-Walker, Phillip 25-34-1-286.

Penn State-McSorley, Trace 18-24-1-287.

RECEIVING

Temple-Thomas, Jahad 6-48; Kirkwood, Keith 5-57; Yancy, Brodrick 4-31; Ellick, Marshall 3-41; Jennings, Adonis 3-23; Deloatch, Romond 1-67; Myarick, Chris 1-15; Armstead, Ryquell 1-2; Sharga, Nick 1-2.

Penn State-Godwin, Chris 7-117; Thompkins, DeAndre 3-36; Gesicki, Mike 2-62; Hamilton, DaeSean 2-50; Barkley, Saquon 2-7; Polk, Brandon 1-14; Allen, Mark 1-1.

TOP TACKLERS (T-UA-A)

Temple-Chandler, Sean 8-4-4; Reddick, Haason 75-2; Randall, Delvon 7-3-4; Williams, Avery 6-1-5; Marshall, Stephaun 5-2-3.

Penn State-Golden, Malik 9-3-6; Allen, Marcus 8-6-2; Smith, Brandon 8-4-4; Cothren, Parker 7-2-5; Cooper, Jake 5-1-4; Reid, John 4-2-2; Brown, Torrence 4-1-3.



@PennStateFBall



PSUfball

2016

PSUnrivalled.com

GoPSUsports.com

GAME 4

PENN STATE 10




MICHIGAN STADIUM
ABC

vs.



49 MICHIGAN

SEPT. 24, 2016
ATTN: 110,319



GAME RECAPS

ANN ARBOR, Mich. - Saquon Barkley totaled 136 all-purpose yards for Penn State, but an all-around performance by No. 4/5 Michigan gave the Wolverines a 49-10 victory over the Nittany Lions in the Big Ten football opener for both teams in Michigan Stadium.

Michigan built a 28-0 lead in the first half, while Penn State's lone touchdown came in the second half, an 8-yard completion from quarterback Trace McSorley to wide receiver Chris Godwin.

Barkley posted a career-high 77 yards receiving on five receptions and rushed for 59 yards on 15 carries. McSorley completed 16-of-27 pass attempts for 121 yards and a touchdown with one interception.

Seven different Michigan rushers totaled 329 yards and six touchdowns, led by De'Veon Smith's 107 yards and a touchdown on 12 attempts and Karan Higdon's 81 yards and two touchdowns on nine attempts.

Penn State was playing short-handed as all three starting linebackers - Brandon Bell, Jason Cabinda and Nyeem Wartman-White- were unavailable due to injury. The Nittany Lions' starting linebacker trio featured just three career combined starts as opposed to the 63 represented by the opening day trio. Starting middle linebacker Brandon Smith was then disqualified on the first play of the second quarter for targeting and his replacement, Jan Johnson, suffered a season-ending injury in the second quarter.

Safety Malik Golden led Penn State with a career-high 11 tackles, including eight solo and one for loss. True freshman linebacker Cam Brown made 10 stops in his first significant action. Sophomore linebacker Manny Bowen also had a career high of seven stops, while safety Marcus Allen had seven solo stops and two pass breakups.

Turning Point

Michigan's defense was able to pin Penn State in its own end and stop the Nittany Lions on fourth down near midfield early, giving its offense short fields. Michigan took advantage of the field position for touchdowns on each of their first three drives for a 21-0 lead early in the second quarter.

Difference Makers

Penn State

- RB Saquon Barkley - Barkley totaled 136 all-purpose yards as Penn State's leading rusher and receiver. He rushed 15 times for 59 yards and caught five passes for a career-high 77 yards.
- S Malik Golden - Golden made a career-high 11 tackles, including eight solo and one for loss.
- LB Cam Brown - The true freshman playing just his second game made 10 stops in his first significant action.
- WR Chris Godwin- Godwin scored Penn State's lone

touchdown on an 8-yard pass reception.

- QB Trace McSorley- McSorley completed 16-of-27 passes for 121 yards and a touchdown with one interception. He has thrown at least one touchdown in each of the last five games, dating back to the TaxSlayer Bowl.

Michigan

- Michigan Rushing Attack - Seven different rushers combined for 326 yards on 49 attempts, with five different rushers combining for six touchdowns.
- Michigan Defense - Held Penn State to 199 total yards and five different players totaled six sacks.
- QB Wilton Speight - Speight completed 15-of-24 passes for 152 yards and a touchdown in the first half and finished with 21 completions on 34 attempts for 189 yards.
- LB Ben Gedeon - Gedeon made 11 tackles including 1.5 for loss.
- LB/DB Jabrill Peppers - Peppers returned a punt 53 yards, setting up a touchdown drive.

Key Drives

MICHIGAN 1st Qtr, 13:02-9:51 - TOUCHDOWN

The Wolverines started their first offensive possession at the Penn State 24 after Jabrill Peppers returned a 61-yard Blake Gillikin punt 53 yards to the 9, only to have a personal foul move the ball back to the 24. QB Wilton Speight went 4-for-5 on passing attempts, guiding Michigan to the 1-yard line. Khalid Allen then punched it in on fourth-and-1 for the touchdown.

MICHIGAN 1st Qtr, 7:27-3:57 - TOUCHDOWN

Michigan once again benefited from good field position as its defense stopped Penn State on fourth down at the Michigan 46. Speight once again engineered the drive, completing 4-of-5 passes for 45 yards, including a long of 25 to Jake Butt to convert a third-and-6 and move Michigan inside the red zone at the 14. De'Veon Smith rushed it in from two yards out for the touchdown and a 14-0 lead.

PENN STATE 2:42 (3rd Qtr)-11:22 (4th Qtr) - TOUCHDOWN

McSorley rushed for a yard on fourth-and-1 at his own 35 and a pass interference penalty on third-and-14 moved Penn State to midfield. McSorley then found Gesick on third-and-7 for a 12-yard gain to the Michigan 39. Another pass interference put Penn State just outside the red zone at the 21. An 11-yard reception by DaeSean Hamilton, a 2-yard rush by Barkley setup an 8-yard touchdown completion to Chris Godwin, but Michigan still led, 35-10.

The Rest

Michigan added a pair of rushing touchdowns late, taking advantage of an interception, for the final margin.

SCORING SUMMARY

	1	2	3	4	OT	F
PSU	0	0	3	7	-	10
MICH	14	14	7	14	-	49

1st	9:35	MICH		7-41/3:11/0-7
			Khalid Hill 1 yd run (Allen kick)	
	3:57	MICH		9-54/3:30/0-14
			De'Veon Smith 2 yd run (Allen kick)	
2nd	14:09	MICH		9-64/3:14/0-21
			Deven Asiasi 3 yd pass from Speight (Allen kick)	
	0:46	MICH		13-80/7:01/0-28
			Jake Butt 9 yd pass from Speight	
3rd	9:03	PSU		8-71/2:01/3-28
			Tyler Davis 21 yd field goal	
	2:42	MICH		9-80/3:42/3-35
			Chris Evans 3 yd run (Allen kick)	
4th	11:22	PSU		13-75/6:20/10-35
			Chris Godwin 8 yd pass from McSorley (Davis kick)	
	6:11	MICH		10-76/5:11/10-42
			Karan Higdon 40 yd run (Allen kick)	
	2:04	MICH		4-31 yards/1:13/10-49
			Ty Isaac 3 yd run (Allen kick)	

TEAM STATS

	PSU	MICH
First Downs	12	25
Rushing Yards	70	326
Passing Yards	121	189
Passing (C-A-Int)	16-27-1	21-35-0
Total Offense	191	515
Plays	55	84
Fumbles (#-Lost)	1-1	0-0
Penalties (#-Yards)	2-13	7-80
Possession Time	24:11	35:49
3rd-Down Conv.	2-12	11-16
Red-Zone	2-2	6-6
Touchdowns	1	6
Field goals	1	0

OTHER

Time of Game	3:20
Penn State	2-2, 0-1 B1G
Michigan	4-0, 1-0 B1G

INDIVIDUAL STATISTICS

RUSHING

Penn State-Barkley, Saquon 15-59; Sanders, Miles 2-14; Robinson, Andre 1-3; Allen, Mark 1-0; McSorley, Trace 9-minus 6.

Michigan-Smith, De'Veon 12-107; Higdon, Karan 9-81; Isaac, Ty 11-74; Evans, Chris 8-56; Speight, Wilton 2-9; Hill, Khalid 2-2; McDoom, Eddie 2-1; TEAM 3-minus 4.

PASSING

Penn State-McSorley, Trace 16-27-1-121.
Michigan-Speight, Wilton 21-34-0-189; O'Korn, John 0-1-0-0.

RECEIVING

Penn State-Barkley, Saquon 5-77; Gesicki, Mike 5-23; Thompkins, DeAndre 3-minus 1; Hamilton, DaeSean 1-11; Godwin, Chris 1-8; Sanders, Miles 1-3.

Michigan-Darboh, Amara 7-44; Butt, Jake 4-42; Smith, De'Veon 3-16; Perry, Grant 2-22; Chesson, Jehu 1-18; Hill, Khalid 1-15; Poggi, Henry 1-15; Evans, Chris 1-14; Asiasi, Devin 1-3.

TOP TACKLERS (T-UA-A)

Penn State-Golden, Malik 11-8-3; Brown, Cam 10-4-6; Allen, Marcus 7-7-0; Bowen, Manny 7-3-4; Cooper, Jake 6-2-4.

Michigan-Gedeon, Ben 11-3-8; Thomas, Dymonte 8-7-1; Hurst, Maurice 6-3-3; Peppers, Jabrill 5-3-2; Godin, Matt 4-3-1.



@PennStateFBall



PSUfball

2016

PSUnvaled.com

GoPSUsports.com

GAME 5

MINNESOTA 26



29 PENN STATE

BEAVER STADIUM
BTN

OCT. 1, 2016
ATTN: 95,332



GAME RECAPS

UNIVERSITY PARK, Pa. - Saquon Barkley broke through the Minnesota defense on Penn State's first offensive snap in overtime, allowing the Nittany Lions to reclaim the Governor's Victory Bell with a 29-26 win over the Golden Gophers in Big Ten football action in Beaver Stadium.

Penn State was also led by sophomore quarterback Trace McSorley, who accounted for 408 yards of total offense - 335 passing and 74 rushing - to mark the third-highest total in school history.

Minnesota led 13-3 at halftime, but the Nittany Lions rallied with 17 points on three consecutive possessions in the third quarter. Minnesota fought back as running back Shannon Brooks broke free for 37 yards to tie the game with 13:29 to go, and Emmit Carpenter scored the go-ahead points with a 37-yard field goal with 54 seconds remaining in regulation.

Penn State started at its own 25 after a touchback, and got rolling on third-and-10 on a 20-yard pass to Chris Godwin. A 7-yard reception by DeAndre Thompkins to the Minnesota 48 and a spike by McSorley stopped the clock with 20 seconds. The Nittany Lions looked to throw on the ensuing play, but the Gophers left the left side of the field open and McSorley scrambled for 26 yards out-of-bounds to the Minnesota 22 with 11 seconds remaining.

McSorley took one shot at the end zone, but his pass for Godwin fell incomplete. After a Minnesota timeout, Davis drilled a 40-yard field goal with two seconds remaining to force overtime.

Penn State won the coin toss and elected to play on defense first. Nittany Lion defensive end Evan Schwann sacked quarterback Mitch Leidner on second down for a 4-yard loss, and pressure from Garrett Sickels forced an incompleting and fourth down. Carpenter drilled a 46-yard field goal attempt down the middle to give Minnesota a 23-20 lead.

The lead was short-lived though, as Barkley found a hole, juiced a Minnesota defender and outran the rest for a touchdown on Penn State's first snap.

Penn State totaled 471 yards of total offense, it's most since racking up an identical total against Rutgers in 2015.

Turning Point

Minnesota seemed to have all of the momentum after scoring 10 points in the final 2:06 of the second quarter. Both teams traded punts to start the third quarter, but then Penn State scored on its next three consecutive possessions. Wide receiver Irvin Charles broke a tackle for an 80-yard touchdown reception to cut the deficit to three, Tyler Davis connected on a 27-yard field goal to tie it, and then quarterback Trace McSorley used his feet on a 6-yard touchdown for Penn State's first lead, 20-13, with 2:27 to go in the third quarter.

Difference Makers

Penn State

- QB Trace McSorley - McSorley connected on 19-of-41 pass attempts for a career-high 335 yards. He also had a team-high and career-high 73 on the ground on eight attempts.
- RB Saquon Barkley - Barkley rushed for 63 yards on 20 attempts. Minnesota contained him for much of the second half, but Barkley's 25-yard touchdown run was his longest of the game and clinched the victory.
- TE Mike Gesicki - Gesicki finished with five catches for 73 yards, including a career-long 53-yard reception that setup McSorley's third quarter touchdown run.
- WR Chris Godwin - Caught four passes for 97 yards, with his biggest being a 36-yard reception to setup a third quarter field goal and a 20-yard reception on the game-tying drive in the final minute of the fourth.
- S Marcus Allen - Allen made a career-high 22 stops in the game, the most by a Penn State player since Paul Posluszny made 22 stops at Northwestern in 2005.
- K Tyler Davis - Converted all three field goal attempts, matching his season high of 40 yards to force overtime. He has now made 17 consecutive field goals for a Penn State record.
- CB Jordan Smith - Smith earned his first career interception in the third quarter, picking off Leidner in the end zone. It was the first time this season Minnesota had broken into the red zone and failed to score.

Minnesota

- QB Mitch Leidner - Leidner completed 24-of-40 passes for 241 yards and one touchdown.
- RBs Shannon Brooks and Rodney Smith - Brooks and Smith both broke 100 yards rushing each. Smith rushed for 104 yards on 23 carries, and Smith rushed for 100 yards on 14 carries and found the end zone once.
- WR Brian Smith - Smith caught seven passes for 101 yards.
- WR Drew Wolitarsky - Wolitarsky caught seven passes for 69 yards and a touchdown.

SCORING SUMMARY

	1	2	3	4	OT	F
MINN	3	10	0	10	3	26
PSU	0	3	17	3	6	29

1st	0:55	MINN	10-53/4:08/3-0
		Emmit Carpenter	37 yd field goal
2nd	12:00	PSU	7-73/3:49/3-3
		Tyler Davis	19 yd field goal
	2:06	MINN	9-63/4:41/10-3
		Drew Wolitarsky	9 yd pass from Leidner (Carpenter kick)
	0:01	MINN	9-70/1:12/13-3
		Emmit Carpenter	35 yd field goal
3rd	9:54	PSU	3-80/0:52/13-10
		Irvin Charles	80 yd pass from McSorley (Davis kick)
	7:28	PSU	5-33/0:57/13-13
		Tyler Davis	27 yd field goal
	2:27	PSU	6-85/2:06/13-20
		Trace McSorley	6 yd run (Davis kick)
4th	13:29	MINN	8-87/3:58/20-20
		Shannon Brooks	37 yd run (Carpenter kick)
	0:54	MINN	11-58/4:40/23-20
		Emmit Carpenter	37 yd field goal
	0:02	PSU	8-53/0:52/23-23
		Tyler Davis	40 yd field goal
OT	15:00	MINN	4--3/0:00/26-23
		Emmit Carpenter	46 yd field goal
	15:00	PSU	1-25/0:00/26-29
		Saquon Barkley	25 yd run

TEAM STATS

	MINN	PSU
First Downs	31	19
Rushing Yards	228	136
Passing Yards	241	335
Passing (C-A-Int)	24-41-1	19-42-0
Total Offense	469	471
Plays	89	70
Fumbles (#-Lost)	0-0	0-0
Penalties (#-Yards)	8-83	5-65
Possession Time	36:47	23:13
3rd-Down Conv.	6-17	4-15
Red-Zone	4-5	3-3
Touchdowns	1	1
Field goals	3	2

OTHER

Time of Game	3:51
Minnesota	3-1, 0-1 B1G
Penn State	3-2, 1-1 B1G

INDIVIDUAL STATISTICS

RUSHING

Minnesota-Smith, Rodney 23-104; Brooks, Shannon 14-100; McCrary, Kobe 4-18; Leidner, Mitch 7-6.
Penn State-McSorley, Trace 8-73; Barkley, Saquon 20-63.

PASSING

Minnesota-Leidner, Mitch 24-40-1-241; TEAM 0-1-0-0.
Penn State-McSorley, Trace 19-41-0-335; TEAM 0-1-0-0.

RECEIVING

Minnesota-Smith, Brian 7-101; Wolitarsky, Drew 7-69; Smith, Rodney 4-39; Johnson, Tyler 2-17; Beebe, Colton 2-10; Brooks, Shannon 1-3; Wozniak, Nate 1-2.
Penn State-Gesicki, Mike 5-70; Godwin, Chris 4-97; Thompkins, DeAndre 4-72; Hamilton, DaeSean 3-17; Charles, Irvin 1-80; Robinson, Andre 1-2; Barkley, Saquon 1-minus 3.

TOP TACKLERS (T-UA-A)

Minnesota-Travis, Damarius 9-4-5; Winfield, Antoine 8-6-2; Celestin, Jonathan 8-4-4; Myrick, Jalen 6-5-1; Lynn, Jack 5-2-3; McGhee, Duke 5-0-5.
Penn State-Allen, Marcus 22-8-14; Brown, Cam 9-6-3; Bowen, Manny 7-5-2; Haley, Grant 7-2-5; Smith, Brandon 7-2-5; Apke, Troy 6-3-3.



@PennStateFBall



PSUFBall

2016

PSUnrivaled.com

GoPSUsports.com

GAME 6

MARYLAND 14 vs. **38 PENN STATE**

BEAVER STADIUM
BTN OCT. 8, 2016
ATTN: 100,778



GAME RECAPS

UNIVERSITY PARK, Pa. - Running back Saquon Barkley and quarterback Trace McSorley combined for 283 of Penn State's 372 rushing yards to lead the Nittany Lions past Maryland, 38-14.

It was Penn State's most prolific rushing game against an FBS or Big Ten opponent since posting 390 against Michigan State in 2002, and the 372 yards rank as its third-most against a Big Ten opponent.

Barkley posted a career-high 202 yards and a touchdown on a career-high 31 carries to lead Penn State, while McSorley set career highs on the ground with 18 carries for 81 yards and a touchdown. He also added two more touchdowns through the air, including a 70-yarder to DeAndre Thompkins, and finished the game completing 10-of-19 attempts for 152 yards.

The Nittany Lions essentially flipped the script on offense. Entering the contest, Penn State was only averaging 108.2 yards rushing per game while Maryland was averaging 300.0, but the Lions held the Terrapins to just 170 yards on the ground. Maryland was also averaging 466.2 yards of total offense to Penn State's 365.0, but the Nittany Lions held the advantage in the category, 524-270. Maryland was also averaging 43.2 points per game and just 14.5 points allowed.

Penn State's 524 yards of total offense was its most since 2013 against Eastern Michigan (574), as the Nittany Lions ran 81 plays to Maryland's 54. A total of 62 of Penn State's plays were on the ground - it's the most ever in a Big Ten game.

Penn State never trailed, receiving the opening kickoff and marching 84 yards on seven plays for an eventual 5-yard touchdown reception by tight end Mike Gesicki, largely on the feet of Barkley and McSorley. A short pass from Maryland quarterback Perry Hills to Ty Johnson turned into a 66-yard touchdown reception to tie the game at 7-7 midway through the first quarter, but a Tyler Davis field goal and rushing touchdowns by McSorley and Barkley overcame Maryland's only other score in the second quarter, and the Lions never looked back from a 24-14 halftime lead.

Turning Point

Maryland looked to have the momentum moving into the halftime break after covering 37 yards on three plays for a touchdown, pulling within three points and leaving just 41 seconds on the clock after the kickoff. However, Saquon Barkley needed only three plays to cover 70 yards. He rushed for 25 yards on his first carry and was stuffed for no gain on the next, but he broke free for a 45-yard touchdown run on the next to give Penn State a 24-14 lead. The Nittany Lions shutout Maryland in the second half and added two more touchdowns.

Difference Makers Penn State

- **QB Trace McSorley** - McSorley totaled 233 yards of total offense and accounted for three touchdowns. He gained a career-high 81 yards on a career-high 18 carries with one touchdown, while also throwing a 70-yard touchdown pass to DeAndre Thompkins and a 5-yard touchdown pass to Mike Gesicki. McSorley completed 10-of-19 passed for 152 yards. Four of McSorley's carries were for 12 or more yards, including a long of 25, and his 81 rushing yards were the most by a Penn State QB since Daryll Clark rushed for 83 against Illinois in 2009.
- **RB Saquon Barkley** - Barkley received a career-high 31 carries for 202 yards and a 45-yard touchdown. Six of his carries went for 13 or more yards.
- **LB Brandon Smith** - Smith came off the bench to make a career-high 14 tackles and his first career interception.
- **WR DeAndre Thompkins** - Thompkins matched his career high with four receptions and set a career high with 91 yards receiving, including a career-best 70-yard touchdown grab.
- **Penn State Defense** - Ten different Lions combined for 10.0 tackles for loss. Linebacker Koa Farmer, who made his first career start, led with 1.5 TFLs, a forced fumble and a sack. Also contributing to the Lions' total of four sacks were defensive ends Evan Schwan and Garrett Sicksels and defensive tackle Kevin Givens.

Key Drives

PENN STATE, 1st Qtr, 15:00-12:33 - TOUCHDOWN

Penn State marched down the field on its opening drive with big plays. McSorley opened the drive with a 21-yard completion to DaeSean Hamilton. The ground game then took over as Barkley followed a 3-yard rush with a 17-yarder. McSorley then found space for 17 yards and Barkley followed with a 20-yard rush to the Maryland 6-yard line. After a rush for no gain, McSorley connected with Gesicki for a 5-yard touchdown completion.

PENN STATE, 2nd Qtr, 10:24-6:06 - TOUCHDOWN

Penn State's two pass attempts on the drive fell incomplete, but it's nine rushing plays were good enough. McSorley got the drive rolling on the second play with a 25-yard run to the Maryland 43. Mark Allen gained 10 yards on two rushes for a first down, and two runs each by McSorley and Barkley advanced the ball to the 14. A Barkley touchdown run on third-and-7 was called back on a holding penalty, but a pass interference penalty on the next play gave Penn State first-and-goal at the nine. McSorley called his own number on the next snap and threaded his way through the Maryland defense for a touchdown.

SCORING SUMMARY

	1	2	3	4	OT	F
MD	7	7	0	0	-	14
PSU	7	17	7	7	-	38

1st	12:33	PSU	7-84/2:270-7
		Mike Gesicki 5 yd pass from McSorley (Davis kick)	
	7:13	UMD	5-81/1:437-7
		Ty Johnson 66 yd pass from Hills (Greene kick)	
2nd	12:20	PSU	12-42/4:467-10
		Tyler Davis 30 yd field goal	
	6:06	PSU	10-67/4:187-17
		Trace McSorley 9 yd run (Davis kick)	
	0:52	UMD	3-37/1:0314-17
		Tyrrell Pigrome 7 yd run (Greene kick)	
	0:15	PSU	3-70/0:2614-24
		Saquon Barkley 45 yd run (Davis kick)	
3rd	0:00	PSU	2-70 yards/0:4214-31
		Thompkins, DeAndre 70 yd pass from McSorley (Davis kick)	
4th	5:15	PSU	5-51/2:2514-38
		Miles Sanders 25 yd run (Davis kick)	

TEAM STATS

	MD	PSU
First Downs	11	28
Rushing Yards	170	372
Passing Yards	100	152
Passing (C-A-Int)	10-16-1	10-19-0
Total Offense	270	524
Plays	54	81
Fumbles (#-Lost)	1-1	2-1
Penalties (#-Yards)	5-54	7-50
Possession Time	25:00	35:00
3rd-Down Conv.	4-13	5-13
Red-Zone	1-2	3-4
Touchdowns	1	2
Field goals	0	1

OTHER

Time of Game	3:14
Maryland	4-1, 1-1 B1G
Penn State	4-2, 2-1 B1G

INDIVIDUAL STATISTICS

RUSHING

Maryland-Harrison, Lorenzo 6-76; Pigrome, Tyrrell 10-39; Morgan, Telrick 2-24; Hills, Perry 9-16; Johnson, Ty 5-11; Edmunds, Trey 3-8; Goins, Kenneth 1-2; TEAM 1-minus 1; Funk, Jake 1-minus 5.

Penn State-Barkley, Saquon 31-202; McSorley, Trace 18-81; Stevens, Tommy 4-36; Allen, Mark 7-31; Sanders, Miles 1-25; TEAM 1-minus 3.

PASSING

Maryland-Pigrome, Tyrrell 5-9-0-28; Hills, Perry 5-7-1-72. Penn State-McSorley, Trace 10-19-0-152

RECEIVING

Maryland-Moore, D.J. 4-15; Johnson, Ty 2-69; Jacobs, Lavern 2-13; Morgan, Telrick 2-3.

Penn State-Thompkins, DeAndre 4-91; Gesicki, Mike 4-26; Hamilton, DaeSean 2-35.

TOP TACKLERS (T-UA-A)

Maryland-Cockerille, Shane 13-7-6; Woods, Josh 9-5-4; Braglio, Roman 8-5-3; Keihn, Melvin 8-2-6; Carter, Jermaine 7-3-4; Savage, Darnell 6-5-1; Opara, Kingsley 6-3-3.

Penn State-Smith, Brandon 14-2-12; Allen, Marcus 7-3-4; Golden, Malik 6-3-3; Reid, John 5-3-2; Farmer, Koa 5-1-4; Bowen, Manny 5-1-4.



@PennStateFBall



PSUFBall

2016

PSUnrivald.com

GoPSUsports.com

GAME 7

OHIO STATE 21



vs.



24 PENN STATE

BEAVER STADIUM
ABC

OCT. 22, 2016
ATTN: 107,280



GAME RECAPS

UNIVERSITY PARK, Pa. - Grant Haley returned a field goal blocked by Marcus Allen 60 yards for the game-winning touchdown, as Penn State erased a 14-point deficit in the fourth quarter to defeat No. 2 Ohio State, 24-21, Saturday night in front of a Penn State White Out crowd of 107,280 in Beaver Stadium. The Buckeyes had won 78 straight games when leading by 14 or more points in the fourth quarter.

Penn State used big plays on offense and a pair of special teams plays to score 17 points in the fourth quarter.

It marked the first time Penn State defeated a Top 2 team since winning at No. 1 Notre Dame in 1990, and the first win at home over a Top 2 team since downing No. 2 Nebraska, 27-24, in 1982. The victory was also Penn State's first over a ranked opponent since 2013 (Wisconsin).

Penn State also snapped Ohio State's streak of 20 consecutive road wins, and it was the first road loss under head coach Urban Meyer.

Ohio State punted to start the fourth quarter and pinned the Nittany Lions on their own 10, but the Nittany Lions covered 90 yards on just five plays, highlighted by running back Saquon Barkley breaking free for 37 yards, and then quarterback Trace McSorley finding wide receiver Saeed Blacknall down the left sideline for 35 yards to the 2. McSorley rushed it himself on second-and-goal to pull within a touchdown, 21-14.

The Lion defense forced an Ohio State three-and-out and freshman linebacker Cam Brown blocked the Buckeyes' punt, setting up a Tyler Davis field goal with 9:33 remaining, cutting the deficit to just four.

Ohio State reached the Penn State 28 on its ensuing possession and attempted a 45-yard field goal, but it was blocked by Allen and Haley scooped it and scored, running 60-yards down the sideline to give Penn State a 24-21 lead.

The Buckeyes took over from their own 11 with 4:21 remaining, but did not get past their own 42. Jordan Smith broke up a deep pass on second-and-10 from the 42, and then Jason Cabinda sacked quarterback J.T. Barrett for a loss of 13 yards on third down. On fourth-and-23, Evan Schwan and Kevin Givens sacked Barrett again to seal the win.

Ohio State had not relinquished the lead until Haley's touchdown score.

The first quarter was scoreless as Ohio State was limited to two first downs and Penn State had four. It was the first time Ohio State had been held scoreless all season. The Buckeyes used a field goal to get on the scoreboard at the start of the second quarter, and extended the lead to 12-0 on a 26-yard touchdown pass to tight end Marcus Baugh and another field goal.

Penn State managed to get on the scoreboard just before the halftime break. The Lions drove 74 yards on seven plays in just one minute, as Chris Godwin hauled

in a 20-yard touchdown reception with just nine seconds remaining.

Ohio State took a 19-7 lead early in the third quarter on a 74-yard touchdown run by Curtis Samuel and a safety on a bad snap extended the lead to 21-7 before Penn State rallied in the fourth.

Difference Makers

Penn State

- S Marcus Allen and CB Grant Haley - Allen and Haley teamed up for the game-winning touchdown, as Allen's field goal block was scooped up by Haley, who took it 60 yards for a touchdown.
- QB Trace McSorley - McSorley rushed and threw for a touchdown for a third consecutive game. He completed 8-of-23 passing attempts for 154 yards, and rushed for 63 yards on 19 attempts.
- RB Saquon Barkley - Barkley totaled 99 yards on 12 carries with a long of 37.
- LB Brandon Bell - Bell returned from injury and led the Nittany Lions with 18 tackles, including a sack.
- LB Jason Cabinda - Cabinda, playing in his first game since the season opener due to injury, made 13 tackles, a sack and 2.0 tackles for loss.
- DE Garrett Sickels - Sickels made a career-high nine tackles, 2.5 sacks and 3.5 TFLs, all in the second half.
- Defense - Led by Sickels, defense had a season-high 11.0 tackles for loss. It was also the most TFLs for Penn State since Maryland (11.0) last season.

Key Drives

PENN STATE, 1st Qtr, 1:09-0:09 - TOUCHDOWN

Not content to run the clock out, Penn State drove 74-yards on seven plays in exactly one minute, as Chris Godwin hauled in a 20-yard touchdown pass. A 19-yard completion to Godwin on third-and-8 from Penn State's 28 moved the Nittany Lions to midfield at the 47, and then after a 1-yard sack, McSorley found DaeSean Hamilton down the right sideline for 34 yards to the 20. After an incomplection, McSorley found Godwin who out-fought his defender for the ball.

OHIO STATE, 4th Qtr, 9:28-4:27 - BLOCKED FG RETURNED FOR TOUCHDOWN

Ohio State started at its own 13, but methodically moved down the field, aided by a 34-yard reception by Noah Brown to the Penn State 42. The drive stalled at the 28 though, and Marcus Allen blocked the 45-yard field goal attempt and returned it 60 yards for the game-winning touchdown.

SCORING SUMMARY

	1	2	3	4	OT	F
OSU	0	12	9	0	-	21
PSU	0	7	0	17	-	24

2nd	14:55	OSU	5-22/0:43/3-0
		Tyler Durbin 33 yd field goal	
	4:53	OSU	11-78/5:09/9-0
		Marcus Baugh 26 yd pass from Barrett (Durbin kick failed)	
	1:14	OSU	9-58/2:22/12-0
		Tyler Durbin 30 yd field goal	
	0:09	PSU	7-74/1:00/12 -7
		Chris Godwin 20 yd pass from McSorley (Davis kick)	
3rd	10:10	OSU	3-82/1:24/19-7
		Curtis Samuel 74 yd run (Durbin kick)	
	8:31	OSU	21-7
		TEAM safety	
4th	13:32	PSU	5-90/1:20/21-14
		Trace McSorley 2 yd run (Davis kick)	
	9:33	PSU	6-12/2:09/21-17
		Tyler Davis 34 yd field goal	
	4:27	PSU	21-24
		Grant Haley 60 yd blocked FG return (Davis kick)	

TEAM STATS

	OSU	PSU
First Downs	19	13
Rushing Yards	168	122
Passing Yards	245	154
Passing (C-A-Int)	28-43-1	8-23-0
Total Offense	413	276
Plays	83	60
Fumbles (#-Lost)	2-0	2-1
Penalties (#-Yards)	8-45	1-5
Possession Time	37:19	22:41
3rd-Down Conv.	9-22	2-13
Red-Zone	2-2	3-4
Touchdowns	0	2
Field goals	2	1

OTHER

Time of Game		3:32
Ohio State	6-1, 3-1 B1G	
Penn State	5-2, 3-1 B1G	

INDIVIDUAL STATISTICS

RUSHING

Ohio State-Weber, Mike 21-71; Samuel, Curtis 2-71; Barrett, J.T. 17-26.
Penn State-Barkley, Saquon 12-99; McSorley, Trace 19-63; Godwin, Chris 1-13; Sanders, Miles 1-minus 10; TEAM 4-minus 43.

PASSING

Ohio State-Barrett, J.T. 28-43-0-245.
Penn State-McSorley, Trace 8-23-0-154.

RECEIVING

Ohio State-Samuel, Curtis 8-68; Weber, Mike 8-36; Baugh, Marcus 5-55; Brown, Noah 3-45; Wilson, Dontre 2-16; McLaurin, Terry 1-19; Campbell, Parris 1-6.
Penn State-Gesicki, Mike 4-46; Godwin, Chris 2-39; Blacknall, Saeed 1-35; Hamilton, DaeSean 1-34.

TOP TACKLERS (T-UA-A)

Ohio State-Hooker, Malik 7-2-5; McMillan, Raekwon 6-5-1; Hubbard, Sam 6-4-2; Holmes, Jalyn 4-2-2; Baker, Jerome 4-2-2.
Penn State-Bell, Brandon 19-8-11; Cabinda, Jason 12-2-10; Bowen, Manny 11-4-7; Sickels, Garrett 9-3-6; Allen, Marcus 7-2-5; Golden, Malik 6-3-3.



@PennStateFBall



PSUFBall

2016

PSUnrivalled.com

GoPSUsports.com



2
MARCUS
ALLEN

6-2 ▶ 202 ▶ Jr./Sr. Eligible

Safety ▶ Upper Marlboro, Md.

» 2016

Awards: Selected Big Ten Co-Defensive Player of the Week on Oct. 3 for his 22-tackle effort vs. Minnesota on Oct. 1...Earned Big Ten Rose Bowl Game Player of the Week on Oct. 3 for his efforts vs. the Golden Gophers... Earned Co-Big Ten Special Teams Player of the Week for his blocked field goal attempt vs. No. 2 Ohio State (10/22), sharing the honor with teammate Grant Haley.

Season: Started seven games...His 22 tackles vs. Minnesota were the most by a Penn State player since Paul Posluszny made 22 stops at Northwestern in 2005...The 22 stops are tied with Posluszny and Ron Crosby (vs. Ohio, 1974) for No. 4 on the all-time single game tackles list... His 22 tackles are the most by a Big Ten player since Wisconsin's Mike Taylor had 22 stops at Ohio State on Oct. 29, 2011. **Rankings:** Sits No. 4 in the Big Ten and is No. 29 in the NCAA with 9.1 tackles per game...The 22-tackle effort vs. Minnesota (10/1) ranks No. 2 on the single game list in 2016 among FBS defenders (24 - Rodney Butler, NMSU). **Kent State (9/3):** Logged five stops...Forced and recovered a fumble at the Kent State 20 in the second quarter that led to a Saquon Barkley touchdown to give Penn State the lead for good. **at Pitt (9/10):** Netted eight stops - including four solo...Made a fourth-quarter tackle for loss. **Temple (9/17):** Recorded eight tackles with six solo stops...Had 1.0 tackle for loss. **at Michigan (9/24):** Made seven tackles...Had two pass breakups. **Minnesota (10/1):** Became the second FBS player to record 20-plus tackles, making a career-high 22 stops...Eight of his 22 tackles were solo stops...Made one tackle for loss, a third quarter stop behind the line of scrimmage to force a punt that eventually led to a Trace McSorley rushing touchdown. **Maryland (10/8):** Totaled seven tackles...Made a solo tackle for loss on fourth-and-2 late in the third quarter to end a Maryland scoring threat...A part of a defense that allowed a season-low 11 first downs... Helped limit Maryland 14 points - all in the first half - 170 rushing yards and 270 yards of total offense, after the Terps entered averaging 43.2 points, 300.0 rushing and 466.2 yards of total offense per game. **Ohio State (10/22):** Posted six tackles...Blocked his first career kick on a 45-yard field goal attempt in the fourth quarter, which was returned 60 yards by Grant Haley for the game-winning touchdown...It was Penn State's first blocked field goal since Kyle Baublitz blocked a field goal try in the four overtime victory against Michigan in the 2013 Penn State White Out game...The block was one of two blocked kicks in the game (Cam Brown - punt) and helped Penn State block two kicks in a game for the first time since blocking two against FIU in the 2007 season opener (FG & punt)... Helped the defense hold Ohio State scoreless in two quarters for the first time since Michigan State in 2015, which was Ohio State's last loss.

» 2016 GAME-BY-GAME

Tackles (Solo-Assisted-Total)

KENT STATE 3-2-5; at Pitt 4-4-8; TEMPLE 6-2-8; at Michigan 7-0-7; MINNESOTA 8-14-22; MARYLAND 3-4-7; OHIO STATE 2-4-6.

» ALLEN'S CAREER STATISTICS & GAME HIGHS

	UA-A	TK	FF	FR	I	PBU	SACK	TFL
2014	35-23	58	-	-	-	3	1.0-11	2.0-13
2015	43-38	81	2	1	-	2	1.0-9	5.0-19
2016	32-31	57	1	1	-	2	-	4.0-10
CAREER	110-92	202	3	2	-	7	2.0-20	11.0-42

Tackles 22; Minnesota, 10/1/16
Sacks 1.0; Twice: Last at Maryland, 10/24/15
Tackles for Loss 1.5; Twice: Last vs. Georgia, 1/2/16
Forced Fumbles 1; Three Times: Last Kent State, 9/3/16
Fumble Recoveries 1; Twice: Last Kent State, 9/3/16
Pass Breakups 2; Twice: Last at Michigan, 9/24/16
Blocked Kicks 1; Ohio State, 10/22/16



8
MARK
ALLEN

5-6 ▶ 181 ▶ Jr./So. Eligible

Running Back ▶ Hyattsville, Md.

» 2016

Season: Appeared in six games. **at Pitt (9/10):** Made one carry for two yards...Caught one pass for four yards. **Temple (9/17):** Rushed six times for 17 yards...Had one catch for one yard. **at Michigan (9/24):** Had one carry. **Maryland (10/8):** Carried seven times for 31 yards.

» 2016 GAME-BY-GAME

Rushing (Carries-Yards-TD)

KENT STATE 0-0-0; at Pitt 1-2-0; TEMPLE 6-17-0; at Michigan 1-0-0; MINNESOTA 0-0-0; MARYLAND 7-31-0; OHIO STATE DNP.

Receiving (Receptions-Yards-TD)

KENT STATE 0-0-0; at Pitt 1-4-0; TEMPLE 1-1-0; at Michigan 0-0-0; MINNESOTA 0-0-0; MARYLAND 0-0-0; OHIO STATE DNP.

» ALLEN'S CAREER OFFENSIVE STATISTICS & GAME HIGHS


	Att.-Yds.	Avg.	TD	LG	Rec.-Yds.	Avg.	TD	LG
2015	27-98	3.6	1	28	4-44	11.0	1	16
2016	15-50	3.3	-	17	2-5	2.5	-	4
CAREER	42-148	3.5	1	28	6-49	8.2	1	16

Rushing attempts 8; Indiana, 10/10/15
Rushing Yards 45; Indiana, 10/10/15
Rushing Touchdowns 1; Illinois, 10/31/15
Longest Rush 28 yards; Indiana, 10/10/15
Receptions 2; Indiana, 10/10/15
Receiving Yards 29; San Diego State, 9/26/15
Receiving Touchdowns 1; San Diego State, 9/26/15
Longest Reception 16 yards; San Diego State, 9/26/15

» ALLEN'S CAREER PUNT RETURN STATISTICS & GAME HIGHS

	No.	Yds.	Avg.	TD	LG
2015	5	33	6.6	-	14
2016	-	-	-	-	-
CAREER	5	33	6.6	-	14

Punt Returns 4; at Temple, 9/5/15
Punt Return Yards 33; Temple, 9/5/15
Longest Punt Return 14 yards; Temple, 9/5/15



28
TROY
APKE

6-1 ▶ 206 ▶ Jr./Sr. Eligible

Safety ▶ Mt. Lebanon, Pa.

» 2016

Season: Appeared in seven games, making his second career start vs. Minnesota (10/1). **Kent State (9/3):** Recorded one tackle. **at Pitt (9/10):** Made a combine special teams stop (Scott) in the first quarter. **at Michigan (9/24):** Posted four tackles. **Minnesota (10/1):** Logged a career-high six stops. **Maryland (10/8):** Made two tackles.

» 2016 GAME-BY-GAME

Tackles (Solo-Assisted-Total)

KENT STATE 0-1-1; at Pitt 0-1-1; TEMPLE 0-0-0; at Michigan 1-3-4; MINNESOTA 3-3-6; MARYLAND 1-1-2; OHIO STATE 0-0-0.

» APKE'S CAREER STATISTICS & GAME HIGHS

	UA-A	TK	FF	FR	I	PBU	SACK	TFL
2014	2-0	2	-	-	-	-	-	-
2015	14-12	26	1	-	-	1	-	-
2016	6-8	14	-	-	-	-	-	-
CAREER	22-20	42	1	-	-	1	-	-

Tackles 6; Minnesota, 10/1/16
Forced Fumbles 1; Rutgers, 9/19/15
Pass Breakups 1; Michigan, 11/21/15



26
SAQUON
BARKLEY

5-11 ▶ 223 ▶ So./So. Eligible

Running Back ▶ Coplay, Pa.

» CAREER NOTES & RECORDS

Ranks 19th on Penn State's career rushing list with 1,757 yards...Became the 15th different Penn Stater with a 200-yard rushing game vs. Maryland (10/8) with 202 yards...His 202 rushing yards vs. the Terrapins rank No. 23 on Penn State's single game rushing charts...The 202 rushing yards vs. Maryland were the most since Larry Johnson's 279 yards vs. Michigan State in 2002...Has seven career 100-yard games (five in 2015, two in 2016), including one 200-yard effort...Has 53 rushes of 10 or more yards in his career (34 in 2015, 19 in 2016)...Broke Penn State's freshman (true or redshirt) season record with 1,076 rushing yards, surpassing D.J. Dozier's mark of 1,002 set in 1983...Ended the 2015 season ranked 16th on the Penn State single season rushing charts...Finished tied for first place on the Penn State true freshman season rushing touchdown (Dozier, 7) and 100-yard rushing games lists (Dozier, 5)...Broke Penn State freshman season record for all-purpose yards with 1,237, surpassing the mark set by Dozier in 1983 (1,191).

» 2016

Awards: Selected to the Big Ten Preseason Honor Roll...Named to the Maxwell Award, Doak Walker Award and Rotary Lombardi Award Preseason Watch Lists...Named to the Dante Hall Award Watch List... Named Big Ten Offensive Player of the Week on Oct. 10 after his 200-yard rushing performance vs. Maryland.

Season: Started seven games...Six rushing touchdowns in the first three games of the season are the most by a Penn State player since Evan Royster (6) in 2008...Seven combined offensive touchdowns (6 rushing, 1 receiving) are the most by a Penn State player since Lydell Mitchell had seven to begin the 1971 season. **Rankings:** Is tied for the Big Ten lead and No. 24 nationally in rushing touchdowns (8)...Ranks No. 28 in the NCAA and tied for No. 1 in the Big Ten in total touchdown (9)...Ranks No. 34 in the NCAA and No. 5 in the Big Ten in rushing yards per game (97.3 ypg)...Sits 53rd nationally and sixth in the conference in all-purpose yards (120.14 ypg)...Is No. 63 nationally and No. 4 in the conference in scoring (7.7 ppg). **Kent State (9/3):** Posted his first 100-yard game of the season and sixth for his career with 105 yards on 22 carries...Made one catch for 17 yards...Scored his first touchdown of the season on a 7-yard burst to the pylon off the right side in the second quarter. **at Pitt (9/10):** Accounted for 147 all-purpose yards...Carried 20 times for 85 yards and four touchdowns...Caught two passes for 45 yards and a touchdown... Returned one kickoff for 17 yards...Had rushing scores of 3, 1, 1 and 2 yards in the game...Caught a career-long 40 yard grab for a touchdown in the third quarter...Accounted for 30 points in the game...The 30 points are tied for No. 4 in Penn State history (fifth occasion)...First Nittany Lion with 30 points since Ki-Jana Carter vs. Michigan State in 1994...His 30 points are the most by a Big Ten player since Melvin Gordon had 30 tallies against Bowling Green in 2014...The four rushing touchdowns are the most by a Nittany Lion since Larry Johnson had four vs. Michigan State in 2002. **Temple (9/17):** Carried nine times for 68 yards and one touchdown... Touchdown run covered 55 yards for his longest career scoring run... Caught two passes for seven yards. **at Michigan (9/24):** Carried the ball 15 times for 59 yards...Made five receptions for a career-high 77 yards... The 77 receiving yards are the most for a running back since Stephfon Green had one catch for 80 yards and a touchdown against Michigan in 2008...Totaled 136 all-purpose yards...Led Penn State in rushing and receiving, the first player to do so since 2014 (Akeel Lynch, at Illinois). **Minnesota (10/1):** Rushed for 63 yards on 20 carries...Juked his way to a 25-yard touchdown run on the first play of overtime to help Penn State reclaim the Governor's Victory Bell...Also caught one pass. **Maryland (10/8):** Logged his first career 200-yard game and became the 15th Penn Stater to eclipse the 200-yard mark with 202 yards and one touchdown on 31 carries...Scored on a 45-yard burst late in the second quarter...His 202 rushing yards were the most since Larry Johnson's 279 yards vs. Michigan State in 2002...The 202 yards rushing rank No. 23 on the single game Penn State charts, tied with John Cappelletti (vs. Maryland, 1972). **Ohio State**



@PennStateFBall



PSUFBall

2016

PSUnivaled.com

GoPSUsports.com

(10/22): Carried the ball 12 times for 99 yards...Posted three carries of 10 yards or more, including a 37-yard tote in the fourth quarter that set up Trace McSorley's 2-yard touchdown run.

» 2016 GAME-BY-GAME

Rushing (Carries-Yards-TD)

KENT STATE 22-105-1; at Pitt 20-85-4; TEMPLE 9-68-1; at Michigan 15-59-0; MINNESOTA 20-63-1; MARYLAND 31-202-1; OHIO STATE 12-99-0.

Receiving (Receptions-Yards-TD)

KENT STATE 1-17-0; at Pitt 2-45-1; TEMPLE 2-7-0; at Michigan 5-77-0; MINNESOTA 1-(-3)-0; MARYLAND 0-0-0; OHIO STATE 0-0-0.

» BARKLEY'S CAREER OFFENSIVE STATISTICS & GAME HIGHS

	Att.-Yds.	Avg.	TD	LG	Rec.-Yds.	Avg.	TD	LG
2015	182-1,076	5.9	7	56	20-161	8.1	1	32
2016	129-681	5.2	8	55	11-143	13.0	1	40
CAREER	311-1,757	5.6	15	56	31-301	9.8	2	40

Rushing Attempts..... 31; Maryland, 10/8/16

Rushing Yards..... 202; Maryland, 10/8/16

Rushing Touchdowns..... 4; at Pitt, 9/10/16

Longest Rush..... 56 yards; Twice: Last Michigan, 11/21/15

Receptions..... 6; at Northwestern, 11/7/15

Receiving Yards..... 77; at Michigan, 9/24/16

Receiving Touchdowns..... 1; Twice: Last at Pitt, 9/10/16

Longest Reception..... 40 yards; at Pitt, 9/10/16

All-Purpose Yards..... 202; Maryland, 10/8/16

» 2016 GAME-BY-GAME

Kickoff Returns (Returns-Yards-TD-YPR)

KENT STATE 0-0-0-0.0; at Pitt 1-17-0-17.0; TEMPLE 0-0-0-0.0; at Michigan 0-0-0-0.0; MINNESOTA 0-0-0-0.0; MARYLAND 0-0-0-0.0; OHIO STATE 0-0-0-0.0.

» BARKLEY'S CAREER KICKOFF RETURN STATISTICS & GAME HIGHS

	No.	Yds.	Avg.	TD	LG
2015	-	-	-	-	-
2016	1	17	17.0	-	17
CAREER	1	17	17.0	-	17

Kickoff Returns..... 1; at Pitt, 9/10/16

Kickoff Return Yards..... 17; at Pitt, 9/10/16

Longest Kickoff Return..... 17 yards; at Pitt, 9/10/16



52 RYAN BATES

6-4 > 305 > So./Fr. Eligible

Guard/Center > Warrington, Pa.

» 2016

Season: Started seven games...One of 14 first time starters in 2016...One of 22 freshmen (18 redshirt, 4 true) to appear in 2016. **Kent State (9/3):** Made his first career start in his first career game...Helped pave the way for Saquon Barkley's 105-yard rushing effort and protected Trace McSorley, who posted his first career 200-yard passing game. **at Pitt (9/10):** Part of an offensive line that cleared the way for Saquon Barkley's four rushing touchdowns...Blocked for Trace McSorley's 332 passing yards, which ranks No. 14 in Penn State single game history. **Temple (9/17):** Part of a line that didn't allow a sack...Paved the way for three rushing touchdowns...Protected Trace McSorley in his third career 200-yard passing effort. **at Michigan (9/24):** Helped Saquon Barkley move into the top-30 on the career rushing list...Protected Trace McSorley, who threw a touchdown pass in his fifth straight game. **Minnesota (10/1):** Helped Penn State to 471 yards of total offense, the most since racking up an identical total vs. Rutgers in 2015...Protected Trace McSorley to the tune of 408 yards of total offense (335 passing, 73 rushing), the third-highest total in school history...Opened up the left side on Saquon Barkley's game-winning 25-yard touchdown run in overtime. **Maryland (10/8):** Paved the way for 372 total rushing yards, the third-highest total for a Penn State team in Big Ten play and fourth-most in a game and fourth-most in any game for Penn State in the last 20 years...Guided the offense to 524 total yards, the most since 2014 vs. UCF (511) and the most in Big Ten play since 2012 vs. Indiana (546). **Ohio State (10/22):** Cleared the way for Saquon Barkley's 99 rushing yards.



11 BRANDON BELL

6-1 > 233 > Sr./Sr. Eligible

Linebacker > Mays Landing, N.J.

» 2016

Awards: Named Big Ten Defensive Player of the Week and College Sports Madness National Defensive Player of the Week following an 18-tackle effort vs. No. 2 Ohio State (10/22)...Collected the Bednarik Award Player of the Week, given to the National Defensive Player of the Week by the Maxwell Football Club following his efforts vs. No. 2 Ohio State (10/22).

Season: Started three games...Selected as team captain. **Kent State (9/3):** Ranked second on the team with eight stops...Grabbed his third career interception to end a Kent State scoring threat at the end of the third quarter. **at Pitt (9/10):** Tied for team high (Wartman-White) with nine tackles, including five solo stops. **Ohio State (10/22):** Returned after missing four games to make a game and career-high 18 tackles...Logged a first quarter sack of J.T. Barrett for his first tackle for loss and sack of the season...Broke up one pass...Helped the defense hold Ohio State scoreless in two quarters for the first time since Michigan State in 2015, which was Ohio State's last loss...Helped the defense to a season-high 11.0 tackles for loss, the most TFLs since posting 11.0 vs. Maryland in 2015...The 11.0 tackles for loss are the most yielded by the Buckeyes since giving up 11.0 vs. Alabama (2015)...The 6.0 sacks given up by Ohio State are the most since yielding 7.0 against Virginia Tech (2014).

» 2016 GAME-BY-GAME

Tackles (Solo-Assisted-Total)

KENT STATE 3-5-8; at Pitt 5-4-9; TEMPLE DNP; at Michigan DNP; MINNESOTA DNP; MARYLAND DNP; OHIO STATE 8-10-18.

» BELL'S CAREER STATISTICS & GAME HIGHS

	UA-A	TK	FF	FR	I	PBU	SACK	TFL
2013	14-10	24	1	-	-	-	-	-
2014	23-24	47	-	-	1	3	2.0-17	7.0-43
2015	36-29	65	3	1	1	-	5.5-33	12.5-52
2016	16-19	35	-	-	1	1	1.0-2	1.0-2
CAREER	89-82	171	4	1	3	4	8.5-52	20.5-97

Tackles..... 18; Ohio State, 10/22/16

Sacks..... 2.5; at Northwestern, 11/7/15

Tackles for Loss..... 3.5; Twice: Last at Northwestern, 11/7/15

Fumble Recoveries..... 1; Michigan, 11/21/15

Forced Fumbles..... 1; Four Times: Last Michigan, 11/21/15

Interceptions..... 1; Three Times: Last Kent State, 9/3/16

Pass Breakups..... 2; Maryland, 11/1/14



81 GORDON BENTLEY

6-0 > 198 > Sr./Jr. Eligible

Wide Receiver > Blue Bell, Pa.

» 2016

Season: Appeared in three games, mostly on special teams. **Temple (9/17):** Made his second career appearance (Illinois, 2015).

» 2016 GAME-BY-GAME

Receiving (Receptions-Yards-TD)

KENT STATE DNP; at Pitt DNP; TEMPLE 0-0-0; at Michigan DNP; MINNESOTA 0-0-0; MARYLAND 0-0-0; OHIO STATE DNP.



13 SAEED BLACKNALL

6-3 > 212 > Jr./Jr. Eligible

Wide Receiver > Manalapan, N.J.

» 2016

Season: Appeared in three games with one start. **Kent State (9/3):** Made two catches for 24 yards...Made a 21-yard grab on the left sideline on the first play of Penn State's third scoring drive of the game. **Ohio State (10/22):** Made a great back shoulder catch for 37 yards to set up first-and-goal at the OSU 2-yard line...The catch set up Trace McSorley's 2-yard touchdown scamper.

» 2016 GAME-BY-GAME

Receiving (Receptions-Yards-TD)

KENT STATE 2-24-0; at Pitt DNP; TEMPLE DNP; at Michigan DNP; MINNESOTA DNP; MARYLAND 0-0-0; OHIO STATE 1-35-0.

» BLACKNALL'S CAREER OFFENSIVE STATISTICS & GAME HIGHS


	Att.-Yds.	Avg.	TD	LG	Rec.-Yds.	Avg.	TD	LG
2014	1-(-1)	(-1.0)	-	(-1)	11-112	10.2	1	24
2015	-	-	-	-	8-248	31.0	1	59
2016	-	-	-	-	3-59	19.6	-	35
CAREER	1-(-1)	(-1.0)	(-1)	(-1)	22-419	19.0	2	59

Receptions..... 4; Twice: Last San Diego State, 9/26/15

Receiving Yards..... 101; San Diego State, 9/26/15

Receiving Touchdowns..... 1; Twice: Last Michigan, 11/21/15

Longest Reception..... 59 yards; at Michigan State, 11/28/15



43 MANNY BOWEN

6-1 > 220 > So./So. Eligible

Linebacker > Barnegat, N.J.

» 2016

Season: Appeared in seven games with six starts...One of 14 first time starters in 2016...Made his first career start at Pitt (9/10). **Kent State (9/3):** Totaled one tackle...Added his first career pass breakup. **at Pitt (9/10):** Made his first career start...Collected five tackles, all solo...Posted his first career solo tackles for loss in the first quarter. **Temple (9/17):** Notched three tackles...Logged his first career sack with a takedown of Phillip Walker in the second quarter...Had one pass breakup...A part of a front seven that limited Temple to just 38 rushing yards, the fewest since holding Illinois to 37 yards on the ground in 2015. **at Michigan (9/24):** Totaled seven tackles...Tied his career high with 1.0 tackle for loss, a stop behind the line of scrimmage on Michigan's first offensive play of the game. **Minnesota (10/1):** Contributed seven tackles (five solo)...Made a career-best 2.0 tackles for loss, including a fourth quarter takedown behind the line on third down to force a Minnesota field goal. **Maryland (10/8):** Made his first career start at middle linebacker...Totaled five stops...A part of a defense that allowed a season-low 11 first downs...Helped limit Maryland 14 points - all in the first half - 170 rushing yards and 270 yards of total offense, after the Terps entered averaging 43.2 points, 300.0 rushing and 466.2 yards of total offense per game. **Ohio State (10/22):** Notched his first double-digit tackle effort with 12 stops...Added one tackle for loss and one quarterback hurry...Helped the defense hold Ohio State scoreless in two quarters for the first time since Michigan State in 2015, which was Ohio State's last loss...Helped the defense to a season-high 11.0 tackles for loss, the most TFLs since posting 11.0 vs. Maryland in 2015...The 11.0 tackles for loss are the most yielded by the Buckeyes since giving up 11.0 vs. Alabama (2015).

» 2016 GAME-BY-GAME

Tackles (Solo-Assisted-Total)

KENT STATE 0-1-1; at Pitt 5-0-5; TEMPLE 2-1-3; at Michigan 3-4-7; MINNESOTA 5-2-7; MARYLAND 1-4-5; OHIO STATE 4-8-12.



@PennStateFBall



PSUFBall

» BOWEN'S CAREER STATISTICS & GAME HIGHS

	UA-A	TK	FF	FR	I	PBU	SACK	TFL
2015	12-6	18	1	1	-	-	-	0.5-2
2016	20-20	40	-	-	-	2	1.0-7	5.0-16
CAREER	32-26	58	1	1	-	2	1.0-7	5.5-18

Tackles12; Ohio State, 10/22/16
Sacks 1.0; Temple, 9/17/16
Tackles for Loss 2.0; Minnesota, 10/1/16
Fumble Recoveries 1; Army, 10/3/15
Forced Fumbles 1; at Michigan State, 11/28/15
Pass Breakups 1; Twice: Last Temple, 9/17/16



31
CAMERON
BROWN

6-5 > 215 > Fr./Fr. Eligible

Linebacker > Burtonsville, Md.

» 2016

Season: Appeared in six games with two starts...Made his first collegiate start vs. Minnesota (10/1)...One of 14 first time starters in 2016...One of 22 freshmen (18 redshirt, 4 true) to appear in 2016. **at Pitt (9/10):** Made his first collegiate appearance...Notched his first tackle on defense in the third quarter. **Temple (9/17):** Appeared mostly on special teams...Played three defensive snaps. **at Michigan (9/24):** Made 10 tackles - four solo...His 10 stops are the most for a true freshman linebacker since Khairi Fortt notched 11 tackles vs. Illinois in 2010...Last true freshman with double-digit tackles was Marcus Allen (10, vs. Ohio State) in 2014...Posted his first career tackle for loss in the third quarter. **Minnesota (10/1):** Ranked second on the team with nine tackles - six solo. **Ohio State (10/22):** Blocked his first career kick, a fourth quarter punt that led to a 34-yard Tyler Davis field goal...The block was one of two blocked kicks in the game (Marcus Allen - FG) and helped Penn State block two kicks in a game for the first time since blocking two against FIU in the 2007 season opener (FG & punt).

» 2016 GAME-BY-GAME

Tackles (Total-Solo-Assisted)

KENT STATE DNP; at Pitt 0-1-1; TEMPLE 0-0-0; at Michigan 4-6-10; MINNESOTA 6-3-9; MARYLAND 0-0-0; OHIO STATE 0-0-0.

» BROWN'S CAREER STATISTICS & GAME HIGHS

	UA-A	TK	FF	FR	I	PBU	SACK	TFL
2016	10-10	20	-	-	-	-	-	1.0-1
CAREER	10-10	20	-	-	-	-	-	1.0-1

Tackles10; at Michigan, 9/24/16
Tackles for Loss 1.0; at Michigan, 9/24/16
Blocked Kicks 1; Ohio State, 10/22/16



19
TORRENCE
BROWN

6-3 > 257 > Jr./So. Eligible

Defensive End > Tuscaloosa, Ala.

» 2016

Season: Appeared in seven games with three starts...One of 14 first time starters in 2016...Made his first collegiate start vs. Temple (9/17). **Rankings:** Is No. 3 in the Big Ten and No. 42 nationally in forced fumbles (0.29 fppg). **Kent State (9/3):** Combined on three tackles. **at Pitt (9/10):** Collected a career-high six stops...Totaled a career-best 2.0 tackles for loss with a pair of solo TFLs in the third quarter...Forced his first career fumble in the fourth quarter that led to a Tyler Davis field goal. **Temple (9/17):** Made four tackles...Forced his second fumble of the season in the fourth quarter...Had 1.0 tackle for loss, which included combining with Robert Windsor on a fourth quarter sack...A part of a front seven that limited Temple to just 38 rushing yards, the fewest since holding Illinois to 37 yards on the ground in 2015. **at Michigan (9/24):** Notched three stops...Made 1.0 tackle for loss, a stop for a loss of five yards in the first

quarter. **Minnesota (10/1):** Made one tackle. **Maryland (10/8):** Made one tackle...Recovered Koa Farmer's forced fumble in the second quarter for his second career fumble recovery. **Ohio State (10/22):** Made three stops, including combining with Jason Cabinda on a tackle for loss in the second quarter...Helped the defense hold Ohio State scoreless in two quarters for the first time since Michigan State in 2015, which was Ohio State's last loss...Helped the defense to a season-high 11.0 tackles for loss, the most TFLs since posting 11.0 vs. Maryland in 2015...The 11.0 tackles for loss are the most yielded by the Buckeyes since giving up 11.0 vs. Alabama (2015).

» 2016 GAME-BY-GAME

Tackles (Solo-Assisted-Total)

KENT STATE 3-0-3; at Pitt 5-1-6; TEMPLE 1-3-4; at Michigan 2-1-3; MINNESOTA 1-0-1; MARYLAND 0-1-1; OHIO STATE 1-2-3.

» BROWN'S CAREER STATISTICS & GAME HIGHS

	UA-A	TK	FF	FR	I	PBU	SACK	TFL
2015	5-6	11	-	1	-	-	1.5-4	5.5-14
2016	10-11	21	2	1	-	-	0.5-4	4.5-15
CAREER	15-17	32	2	2	-	-	2.0-8	10.0-29

Tackles6; at Pitt, 9/10/16
Sacks 1.0; Michigan, 11/21/15
Tackles for Loss 2.0; Twice: Last at Pitt, 9/10/16
Forced Fumbles 1; Twice: Last Temple, 9/17/16
Fumble Recoveries 1; Twice: Last Maryland, 10/8/16



97
RYAN
BUCHHOLZ

6-6 > 270 > So./Fr. Eligible

Defensive End > Malvern, Pa.

» 2016

Season: Appeared in seven games...One of 22 freshmen (18 redshirt, 4 true) to appear in 2016. **Kent State (9/3):** Made two tackles, including his first career sack...Combined with Brandon Bell for his first career stop in the first quarter...Sacked Kent State quarterback Mylik Mitchell to end KSU's final drive of the game for a loss of seven yards...Penn State's seven sacks were the most since logging seven at Northwestern in 2011. **at Pitt (9/10):** Made two stops - both solo. **Temple (9/17):** Had one tackle...Combined with Parker Cothren on a second quarter tackle for loss...A part of a front seven that limited Temple to just 38 rushing yards, the fewest since holding Illinois to 37 yards on the ground in 2015. **at Michigan (9/24):** Made one tackle. **Maryland (10/8):** Made two assisted tackles. **Ohio State (10/22):** Made a career-high three tackles, including two solo.

» 2016 GAME-BY-GAME

Tackles (Solo-Assisted-Total)

KENT STATE 1-1-2; at Pitt 2-0-2; TEMPLE 0-1-1; at Michigan 0-1-1; MINNESOTA 0-0-0; MARYLAND 0-2-2; OHIO STATE 2-1-3

» BUCHHOLZ'S CAREER STATISTICS & GAME HIGHS

	UA-A	TK	FR	FF	I	PBU	SACK	TFL
2016	5-6	11	-	-	-	-	1.0-7	1.5-8
CAREER	5-6	11	-	-	-	-	1.0-7	1.5-8

Tackles3; Ohio State, 10/22/16
Tackles for Loss 1.0; Kent State, 9/3/16
Sacks 1.0; Kent State, 9/3/16



40
JASON
CABINDA

6-1 > 232 > Jr./Jr. Eligible

Linebacker > Flemington, N.J.

» 2016

Awards: Selected to the Bednarik Award, Butkus Award and Lott IMPACT Trophy Preseason Watch Lists...Awarded a Helmet Sticker by College Football Final following 13-tackle effort vs. Ohio State (10/22).

Season: Started two games. **Kent State (9/3):** Made a team-high 11 tackles for his fourth career double-digit tackle game. **Ohio State (10/22):** Returned after missing five games to make 13 tackles, including a career-high-tying 2.0 tackles for loss...His fourth quarter takedown of J.T. Barrett for a loss of 13 yards to force fourth-and-23 on the Buckeyes final drive...Broke up one pass...Helped the defense hold Ohio State scoreless in two quarters for the first time since Michigan State in 2015, which was Ohio State's last loss...Helped the defense to a season-high 11.0 tackles for loss, the most TFLs since posting 11.0 vs. Maryland in 2015...The 11.0 tackles for loss are the most yielded by the Buckeyes since giving up 11.0 vs. Alabama (2015)...The 6.0 sacks given up by Ohio State are the most since yielding 7.0 against Virginia Tech (2014).

» 2016 GAME-BY-GAME

Tackles (Solo-Assisted-Total)

KENT STATE 5-6-11; at Pitt DNP; TEMPLE DNP; at Michigan DNP; MINNESOTA DNP; MARYLAND DNP; OHIO STATE 3-10-13.

» CABINDA'S CAREER STATISTICS & GAME HIGHS

	UA-A	TK	FF	FR	I	PBU	SACK	TFL
2014	7-10	17	-	-	-	-	-	0.5-1
2015	39-61	100	1	-	1	5	2.5-33	5.5-37
2016	8-16	24	-	-	-	1	1.0-13	2.0-15
CAREER	51-77	128	1	-	1	6	3.5-46	8.0-53

Tackles14; Army, 10/3/15
Sacks 2.0; Army, 10/3/15
Tackles for Loss 2.0; Twice: Last Ohio State, 10/22/16
Forced Fumbles 1; Army, 10/3/15
Interceptions 1; at Northwestern, 11/7/15
Pass Breakups 1; Six Times: Last Ohio State, 10/22/16



1
CHRISTIAN
CAMPBELL

6-1 > 194 > Jr./Jr. Eligible

Cornerback > Phenix City, Ala.

» 2016

Season: Appeared in five games with two starts...Made his first start of the season and second of his career vs. Temple (9/17). **Kent State (9/3):** Recorded three stops...Notched a tackle for loss in the third quarter on a wide receiver screen. **at Pitt (9/10):** Had two tackles, both solo...Had Penn State's only pass breakup. **Temple (9/17):** Had two tackles. **at Michigan (9/24):** Totaled two tackles...Had one pass breakup. **Minnesota (10/1):** Made three tackles in the first half, before leaving the game midway through the second quarter.

» 2016 GAME-BY-GAME

Tackles (Solo-Assisted-Total)

KENT STATE 1-2-3; at Pitt 2-0-2; TEMPLE 1-1-2; at Michigan 2-0-2; MINNESOTA 1-2-3; MARYLAND DNP; OHIO STATE 0-0-0.

» CAMPBELL'S CAREER STATISTICS & GAME HIGHS

	UA-A	TK	FR	FF	I	PBU	SACK	TFL
2014	9-1	10	-	-	1	2	-	1.0-1
2015	6-10	16	-	-	-	2	-	1.0-2
2016	7-5	12	-	-	-	2	-	1.0-4
CAREER	22-16	38	-	-	1	6	-	3.0-7

Tackles5; Indiana, 10/10/15
Tackles for Loss 1.0; Three Times: Last Kent State, 9/3/16
Interceptions 1; Temple, 11/15/14
Pass Breakups 1; Five Times: at Michigan, 9/24/16



@PennStateFBall



PSUFBall

2016

PSUnivaled.com

GoPSUsports.com



46 COLIN CASTAGNA

6-4 > 253 > So./So. Eligible

Defensive End > Barrington, Ill.

» 2016

Season: Appeared in two games. **at Michigan (9/24):** Made his season debut.

» 2016 GAME-BY-GAME

Tackles (Solo-Assisted-Total)

KENT STATE DNP; at Pitt DNP; TEMPLE DNP; at Michigan 0-0-0; MINNESOTA DNP; MARYLAND 0-0-0; OHIO STATE DNP.



11 IRVIN CHARLES

6-4 > 219 > So./Fr. Eligible

Wide Receiver > Sicklerville, N.J.

» 2016

Season: Appeared in seven games...One of 22 freshmen (18 redshirt, 4 true) to appear in 2016...Has seen time on offense and special teams. **Kent State (9/3):** Made his collegiate debut. **Minnesota (10/1):** Made his first career reception, an 80-yard touchdown catch in the third quarter...Is the first Penn State wide receiver to catch a touchdown for his first career reception since Justin King's 59-yard scoring grab on his first reception vs. Cincinnati in 2005...The 80-yard catch is the longest for a Penn State player since Derek Moyer's 80 yarder from Rob Bolden vs. Illinois on Oct. 9, 2010. **Maryland (10/8):** Made a big special teams tackle on a punt return late in the third quarter. **Ohio State (10/22):** Made a solo stop on kickoff return in the third quarter.

» 2016 GAME-BY-GAME

Receiving (Receptions-Yards-TD)

KENT STATE 0-0-0; at Pitt 0-0-0; TEMPLE 0-0-0; at Michigan 0-0-0; MINNESOTA 1-80-1; MARYLAND 0-0-0; OHIO STATE 0-0-0.

» CHARLES' CAREER OFFENSIVE STATISTICS & GAME HIGHS

	Att.-Yds.	Avg.	TD	LG	Rec.-Yds.	Avg.	TD	LG
2016	-	-	-	-	1-80	80.0	1	80
CAREER	-	-	-	-	1-80	80.0	1	80

Receptions 1; Minnesota, 10/1/16
Receiving Yards 80; Minnesota, 10/1/16
Receiving Touchdowns 1; Minnesota, 10/1/16
Longest Reception 80; Minnesota, 10/1/16

Note: Has two special teams tackles in 2016.



56 TYRELL CHAVIS

6-3 > 295 > Jr./Jr. Eligible

Defensive Tackle > Richmond, Va.

» 2016

Season: Appeared in seven games. **Kent State (9/3):** Made his Penn State debut...Totaled two tackles. **at Pitt (9/10):** Had one stop. **at Michigan (9/24):** Tied a career high with two stops. **Minnesota (10/1):** Made one tackle. **Maryland (10/8):** Recorded his first career tackle for loss late in the third quarter for his only stop of the game. **Ohio State (10/22):** Made one tackle.

» 2016 GAME-BY-GAME

Tackles (Solo-Assisted-Total)

KENT STATE 0-2-2; at Pitt 0-1-1; TEMPLE 0-0-0; at Michigan 0-2-2; MINNESOTA 0-1-1; MARYLAND 1-0-1; OHIO STATE 0-1-1.

» CHAVIS' CAREER STATISTICS & GAME HIGHS

	UA-A	TK	FF	FR	I	PBU	SACK	TFL
2016	1-7	8	-	-	-	-	-	1.0-2
CAREER	1-7	8	-	-	-	-	-	1.0-2

Tackles 2; Twice: Last at Michigan, 9/24/16

Tackles for Loss 1.0; Maryland, 10/8/16



33 JAKE COOPER

6-1 > 230 > So./So. Eligible

Linebacker > Doylestown, Pa.

» 2016

Season: Appeared in five games with two starts...Made his first start of the season and second of his career vs. Temple (9/17). **at Pitt (9/10):** Made two stops. **Temple (9/17):** Collected five tackles...A part of a front seven that limited Temple to just 38 rushing yards, the fewest since holding Illinois to 37 yards on the ground in 2015. **at Michigan (9/24):** Tied a career high with six tackles. **Minnesota (10/1):** Notched two tackles.

» 2016 GAME-BY-GAME

Tackles (Solo-Assisted-Total)

KENT STATE 0-0-0; at Pitt 0-2-2; TEMPLE 1-4-5; at Michigan 2-4-6; MINNESOTA 1-1-2; MARYLAND DNP; OHIO STATE DNP.

» COOPER'S CAREER STATISTICS & GAME HIGHS

	UA-A	TK	FF	FR	I	PBU	SACK	TFL
2015	9-5	14	-	-	-	1	1.0-11	2.5-15
2016	4-11	15	-	-	-	-	-	-
CAREER	13-16	29	-	-	-	1	1.0-11	2.5-15

Tackles 6; Twice: Last at Michigan, 9/24/16

Sacks 1.0; Buffalo, 9/12/15

Tackles for Loss 1.0; Twice: Last vs. Maryland, 10/24/15

Pass Breakups 1; Rutgers, 9/19/15



52 CURTIS COTHREN

6-5 > 285 > Sr./Jr. Eligible

Defensive Tackle > Newtown, Pa.

» 2016

Season: Appeared in two games...One of 14 first time starters in 2016...Made his first career start vs. Ohio State (10/22)...Switched from defensive end to defensive tackle this season. **Minnesota (10/1):** Made one tackle. **Maryland (10/8):** Had one assisted stop. **Ohio State (10/22):** Had one assisted stop...Helped the defense hold Ohio State scoreless in two quarters for the first time since Michigan State in 2015, which was Ohio State's last loss.

» 2016 GAME-BY-GAME

Tackles (Total-Solo-Assisted)

KENT STATE DNP; at Pitt DNP; TEMPLE DNP; at Michigan DNP; MINNESOTA 0-1-1; MARYLAND 0-1-1; OHIO STATE 0-1-1.

» COTHREN'S CAREER STATISTICS & GAME HIGHS

	UA-A	TK	FF	FR	I	PBU	SACK	TFL
2014	1-0	1	-	-	-	-	-	1.0-2
2015	5-11	16	-	-	-	-	2.5-27	4.0-31
2016	0-3	3	-	-	-	-	-	-
CAREER	6-14	20	-	-	-	-	2.5-27	5.0-33

Tackles 4; Army, 10/3/15

Sacks 1.0; Twice: Last San Diego State, 9/26/15

Tackles for Loss 1.0; Four Times: Last at Ohio State, 10/17/15



41 PARKER COTHREN

6-4 > 295 > Sr./Jr. Eligible

Defensive Tackle > Huntsville, Ala.

» 2016

Season: Started seven games...One of 14 first time starters in 2016. **Kent State (9/3):** Made his first career start...Made two tackles...Combined with Antoine White for a fourth quarter sack...Penn State's seven sacks were the most since logging seven at Northwestern in 2011. **at Pitt (9/10):** Made one stop. **Temple (9/17):** Totaled a career-high seven tackles...Added a career-best 2.5 tackles for loss...Combined with Ryan Buchholz for a second quarter sack, his fourth career game with 0.5 sack...A part of a front seven that limited Temple to just 38 rushing yards, the fewest since holding Illinois to 37 yards on the ground in 2015. **at Michigan (9/24):** Had one tackle. **Minnesota (10/1):** Had two tackles...Combined with Brandon Smith for a tackle for loss in the first quarter. **Maryland (10/8):** Logged two tackles...A part of a defense that allowed a season-low 11 first downs...Helped limit Maryland 14 points - all in the first half - 170 rushing yards and 270 yards of total offense, after the Terps entered averaging 43.2 points, 300.0 rushing and 466.2 yards of total offense per game. **Ohio State (10/22):** Notched one tackle, a combined tackle for loss with Jason Cabinda in the first quarter...Helped the defense hold Ohio State scoreless in two quarters for the first time since Michigan State in 2015, which was Ohio State's last loss...Helped the defense to a season-high 11.0 tackles for loss, the most TFLs since posting 11.0 vs. Maryland in 2015...The 11.0 tackles for loss are the most yielded by the Buckeyes since giving up 11.0 vs. Alabama (2015).

» 2016 GAME-BY-GAME

Tackles (Solo-Assisted-Total)

KENT STATE 0-2-2; at Pitt 0-1-1; TEMPLE 2-5-7; at Michigan 0-1-1; MINNESOTA 0-2-2; MARYLAND 1-1-2; OHIO STATE 0-1-1.

» COTHREN'S CAREER STATISTICS & GAME HIGHS

	UA-A	TK	FF	FR	I	PBU	SACK	TFL
2014	8-3	11	-	-	-	-	0.5-1	2.5-6
2015	4-9	13	-	-	-	1	0.5-2	0.5-2
2016	3-13	16	-	-	-	-	1.0-4	4.0-11
CAREER	15-25	40	-	-	-	1	2.0-7	7.0-19

Tackles 7; Temple, 9/17/16

Sacks 0.5; Four Times: Last Temple, 9/17/16

Tackles for Loss 2.5; Temple, 9/17/16

Pass Breakups 1; Michigan, 11/21/15



38 DESI DAVIS

5-11 > 178 > Jr./So. Eligible

Cornerback > Ardmore, Pa.

» 2016

Season: Appeared in one game. **Temple (9/17):** Made his collegiate debut.

» 2016 GAME-BY-GAME

Tackles (Solo-Assisted-Total)

KENT STATE DNP; at Pitt DNP; TEMPLE 0-0-0; at Michigan DNP; MINNESOTA DNP; MARYLAND DNP; OHIO STATE DNP.



@PennStateFBall



PSUFBall

2016

PSUnivaled.com

GoPSUsports.com



95 TYLER DAVIS

5-11 ▶ 180 ▶ Sr./Jr. Eligible
Kicker/Punter ▶ St. Charles, Ill.

» CAREER NOTES & RECORDS

Owns the school record for consecutive field goals made with 18, breaking Sam Ficken's mark of 15 straight makes between the 2012 and 2013 seasons...Had his consecutive field goals made steak snapped on a first quarter blocked kick vs. Ohio State...The 18-straight made field goals were tied for the longest streak in the Big Ten since Brad Craddock (UMD) converted 24 straight in from 2013-14...The 18 consecutive field goals are tied for the fourth-longest streak in Big Ten history.

» 2016

Awards: Named one of three Lou Groza Award Stars of the Week on Oct. 3, 2016, following his effort vs. Minnesota, which included a game-tying field goal in the final seconds of regulation.

Season: Started seven games at place kicker...Off to the best kicking start in Penn State history. **Rankings:** Is No. 2 in the Big Ten and No. 9 nationally with a .917 field goal percentage...Ranks No. 2 in the B1G and No. 22 in the NCAA in field goals per game (1.57 fgpg)...Is No. 3 in the Big Ten and No. 62 nationally in scoring (7.9 ppg). **Kent State (9/3):** Converted on all five kicks for nine points...Was 3-for-3 on extra points...Connected on field goals of 29 and 28 yards. **at Pitt (9/10):** Connected on a 38-yard field goal in the fourth quarter...Nailed all four extra point attempts. **Temple (9/17):** Tied a career high with 10 points...Knocked in both field goal attempts and all four extra points...Converted field goals of 30 and a season-long 40 yards. **at Michigan (9/24):** Connected on a 21-yard field goal in the third quarter...Converted his only extra point attempt. **Minnesota (10/1):** Converted three field goals (19, 27, 40 yards) to push his streak to 17 straight makes to begin his career and set the school record...Also made both extra point attempts to account for a career-high 11 points. **Maryland (10/8):** Handled five PAT attempts and converted his only field goal of the game for eight points...Connected on a 30-yard field goal in the second quarter to extend his school-record streak to 18 straight makes. **Ohio State (10/22):** Had his consecutive field goals made streak snapped on a blocked first quarter attempt from 39 yards...Converted a field goal in the fourth quarter from 34 yards out...Hit all three extra point attempts.

» DAVIS' CAREER SCORING STATISTICS & GAME HIGHS

	FGM-A	%	0-19	20-29	30-39	40-49	50+	LG	XP	PTS
2015	8-8	100.0	2-2	3-3	2-2	1-1	-	42	11-11	35
2016	11-12	.916	1-1	4-4	4-5	2-2	-	40	22-22	55
CAREER 19-20	.950	3-3	7-7	6-7	3-3	-	42	33-33	90	

Points Scored 11; Minnesota, 10/1/16
PATs Made 5; Maryland, 10/8/16
Field Goals Made 3; Twice: Last Minnesota, 10/1/16
Field Goals Attempted 3; Twice: Last Minnesota, 10/1/16
Longest Field Goal 42 yards; Illinois, 10/31/15

» DAVIS' CAREER KICKOFF STATISTICS

	No.	Yds	AVG	TB	OB
2015	10	595	59.5	3	1
2016	-	-	-	-	-
CAREER	10	595	59.5	3	1



53 DEREK DOWREY

6-3 ▶ 323 ▶ Gr./Sr. Eligible
Guard/Center ▶ Winchester, Va.

» 2016

Season: Appeared in seven games with four starts. **Kent State (9/3):** Helped pave the way for Saquon Barkley's 105-yard rushing effort and protected Trace McSorley, who posted his first career 200-yard passing game. **at Pitt (9/10):** Part of an offensive line that cleared the way for Saquon Barkley's four rushing touchdowns...Blocked for Trace McSorley's 332 passing yards, which ranks No. 13 in Penn State single game history. **Temple (9/17):** Part of a line that didn't allow a sack...Paved the way for three rushing touchdowns...Protected Trace McSorley in his third career 200-yard passing effort. **at Michigan (9/24):** Helped Saquon Barkley move into the top-30 on the career rushing list...Protected Trace McSorley, who threw a touchdown pass in his fifth straight game.



7 KOA FARMER

6-1 ▶ 222 ▶ Jr./So. Eligible
Linebacker ▶ Lake View Terrace, Calif.

» 2016

Season: Appeared in seven games with one start...Moved from safety to linebacker following the Temple game...Made his first career start vs. Maryland (10/8) at linebacker...One of 14 first time starters in 2016. **Kent State (9/3):** Made his first career tackle in the fourth quarter, a combined stop with Jason Cabinda. **at Michigan (9/24):** Made three tackles. **Minnesota (10/1):** Had three tackles...Made his first career tackle for loss with a combined stop with Shareef Miller. **Maryland (10/8):** Notched a career-high five tackles...Logged his first career sack and forced fumble on the same play in the second quarter...Combined with Brandon on a third quarter TFL to five him a career-high 1.5 tackles for loss on the day...A part of a defense that allowed a season-low 11 first downs...Helped limit Maryland 14 points - all in the first half - 170 rushing yards and 270 yards of total offense, after the Terps entered averaging 43.2 points, 300.0 rushing and 466.2 yards of total offense per game. **Ohio State (10/22):** Made two tackles, one on special teams and one on defense.

» 2016 GAME-BY-GAME


Tackles (Solo-Assisted-Total)

KENT STATE 0-1-1; at Pitt 0-0-0; TEMPLE 0-0-0 at Michigan 2-1-3; MINNESOTA 2-1-3; MARYLAND 1-4-5; OHIO STATE 1-1-2.

» FARMER'S CAREER STATISTICS & GAME HIGHS

	UA-A	TK	FF	FR	I	PBU	SACK	TFL
2015	-	-	-	-	-	-	-	-
2016	6-8	14	1	-	-	-	1.0-5	2.0-7
CAREER	6-8	14	1	-	-	-	1.0-5	2.0-7

Tackles 5; Maryland, 10/8/16
Tackles for Loss 1.5; Maryland, 10/8/16
Sacks 1.0; Maryland, 10/8/16
Forced Fumbles 1; Maryland, 10/8/16




72 BRIAN GAIA

6-3 ▶ 295 ▶ Gr./Sr. Eligible
Guard/Center ▶ Pasadena, Md.

» 2016

Season: Started seven games...Named team captain...Moved from guard to center during spring practice...Has played defensive tackle (2013), offensive guard (2014 & 2015) and center (2016) in his career. **Kent State (9/3):** Started at center for the first time in his career...Helped pave the way for Saquon Barkley's 105-yard rushing effort and protected Trace McSorley, who posted his first career 200-yard passing game. **at Pitt (9/10):** Part of an offensive line that cleared the way for Saquon Barkley's four rushing touchdowns...Blocked for Trace McSorley's 332 passing yards, which ranks No. 14 in Penn State single game history. **Temple (9/17):** Part of a line that didn't allow a sack...Paved the way for three rushing touchdowns...Protected Trace McSorley in his third career 200-yard passing effort. **at Michigan (9/24):** Helped Saquon Barkley move into the top-30 on the career rushing list...Protected Trace McSorley, who threw a touchdown pass in his fifth straight game. **Minnesota (10/1):** Helped Penn State to 471 yards of total offense, the most since racking up an identical total vs. Rutgers in 2015...Protected Trace McSorley to the tune of 408 yards of total offense (335 passing, 73 rushing), the third-highest total in school history. **Maryland (10/8):** Paved the way for 372 total rushing yards, the third-highest total for a Penn State team in Big Ten play and fourth-most in a game and fourth-most in any game for Penn State in the last 20 years...Guided the offense to 524 total yards, the most since 2014 vs. UCF (511) and the most in Big Ten play since 2012 vs. Indiana (546). **Ohio State (10/22):** Cleared the way for Saquon Barkley's 99 rushing yards.



19 GREGG GARRITY

5-10 ▶ 165 ▶ Sr./Sr. Eligible
Wide Receiver ▶ Pittsburgh, Pa.

» 2016

Season: Appeared in two games. **Maryland (10/8):** Saw time on the punt return unit. **Ohio State (10/22):** Returned a career-high two punts for a career-best 11 yards...Had a long return of seven yards in the third quarter.

» 2016 GAME-BY-GAME

Punt Returns (Returns-Yards-TD-YPR)

KENT STATE DNP; at Pitt DNP; TEMPLE DNP; at Michigan DNP; MINNESOTA DNP; MARYLAND 0-0-0-0.0; OHIO STATE 2-11-0-5.5.

» GARRITY'S CAREER PUNT RETURN STATISTICS & GAME HIGHS

	No.	Yds	AVG	TD	LG
2013	1	9	9.0	-	9
2014	1	-	-	-	-
2015	2	9	4.5	-	5
2016	2	11	5.5	-	7
Career	6	29	4.8	-	9

Punt Returns 2; Ohio State, 10/22/16
Punt Return Yards 11; Ohio State, 10/22/16
Longest Punt Return 9 yards; Purdue, 11/16/13



@PennStateFBall



PSUFBall

2016

PSUnivaled.com

GoPSUsports.com



88
MIKE
GESICKI

6-6 ▶ 252 ▶ Jr./Jr. Eligible

Tight End/H-Back ▶ Manahawkin, N.J.

» 2016

Awards: Selected to the Mackey Award Preseason Watch List...Is on the Mackey Midseason Watch List.

Season: Started seven games...Has four or more catches in five of the last six games. **Rankings:** Leads the Big Ten and is tied for No. 7 nationally in receptions by a tight end (27)...Ranks No. 1 in the B1G and No. 10 nationally in receiving yards by a tight end (323). **Kent State (9/3):** Made three receptions and one touchdown grab...Totaled 49 yards receiving. **at Pitt (9/10):** Caught a then-career-high four passes for 47 yards. **Temple (9/17):** Logged a career-high 62 receiving yards on two catches...Hauled in a career-long 52 yarder with a one-handed grab in the third quarter. **at Michigan (9/24):** Grabbed a career-high five passes for 23 yards. **Minnesota (10/1):** Tied a career high with five grabs for a career-best 70 yards...Hauled in a career-long 53 reception to set up first-and-goal, eventually leading to a Trace McSorley touchdown run. **Maryland (10/8):** Pulled in four receptions for 26 yards and one touchdown...Capped Penn State opening drive with a 5-yard catch-and-run that ended in a dive into the end zone. **Ohio State (10/22):** Caught four passes for 46 yards...Had a 16-yard grab on Penn State fourth quarter touchdown drive...Pulled in a 26-yarder on his first catch of the game on Penn State's opening drive.

» 2016 GAME-BY-GAME

Receiving (Receptions-Yards-TD)

KENT STATE 3-49-1; at Pitt 4-47-0; TEMPLE 2-62-0; at Michigan 5-23-0; MINNESOTA 5-70-0; MARYLAND 4-26-1; OHIO STATE 4-46-0.

» GESICKI'S CAREER OFFENSIVE STATISTICS & GAME HIGHS

	Att.-Yds.	Avg.	TD	LG	Rec.-Yds.	Avg.	TD	LG
2014	-	-	-	-	11-114	10.4	-	30
2015	-	-	-	-	13-125	9.6	1	33
2016	-	-	-	-	27-323	11.9	2	53
CAREER	-	-	-	-	51-562	11.0	3	53

Receptions..... 5; Twice: Last Minnesota, 10/1/16
Receiving Yards..... 70; Minnesota, 10/1/16
Receiving Touchdowns..... 1; Three Times: Last Maryland, 10/8/16
Longest Reception..... 53 yards; Minnesota, 10/1/16



93
BLAKE
GILLIKIN

6-2 ▶ 182 ▶ Fr./Fr. Eligible

Punter/Kicker ▶ Smyrna, Ga.

» 2016

Season: Started seven games at punter...Is just the third true freshman to start at punter since 1946 (1979, Ralph Giacommaro; 2014 Daniel Pasquariello)...One of 14 first time starters in 2016...One of 22 freshmen (18 redshirt, 4 true) to appear in 2016...Has six kicks downed inside the opponent's 10-yard line through seven games. **Rankings:** Is No. 58 in the NCAA and No. 4 in the Big Ten in punting average (41.4 ypp). **Kent State (9/3):** Hit six punts for 282 yards...Averaged 47.0 yards per punt, which is the fourth best performance by a freshman in Penn State history...Booted a long punt of 58 yards...Pinned two punts inside the 20. **at Pitt (9/10):** Punted five times - four in the first half - for 233 yards...Averaged 46.6 yards per punt...His 69-yard punt in the fourth quarter was a career long and Penn State's longest punt since Anthony Fera had a 69-yard punt (vs. Purdue, 2011)...The 69-yard punt is the second-longest punt by a freshman in Penn State history behind Fera's 74-yarder (2010)...Pinned the Panthers inside their own 20 yard line on three occasions, including two inside the 10...Pinned Pitt at their its 1-yard line with his first punt of the game. **Temple (9/17):** Hit three punts, including just one in the second half, averaging 35.0 yards per punt...Pinned Temple

at its own 1-yard line on his first punt...Had two punts downed inside the Temple 20. **at Michigan (9/24):** Punted six times for an average of 45.0 yards...Pinned Michigan inside its own 10-yard line on a third quarter punt. **Minnesota (10/1):** Punted six times for an average of 39.2 yards...Dropped one punt inside the Minnesota 20. **Maryland (10/8):** Hit three punts for an average of 34.0 yards...Downed two punts inside the Maryland 20...Pinned Maryland at its own 7-yard line on his second punt of the afternoon...Had a punt blocked in the second quarter...Didn't not handle punting duties in the second half. **Ohio State (10/22):** Hit a career-high seven punts for 264 yards...Pinned three punts inside the OSU 20, including his sixth punt inside an opponent's 10-yard line in the first quarter...Four punts were fair caught by the Buckeyes.

» GILLIKIN'S CAREER PUNTING STATISTICS & GAME HIGHS

	Punts	Yards	Avg.	I-20	FC	50+	LG	BLK
2016	36	1,491	41.4	14	10	5	69	1
CAREER	36	1,491	41.4	14	10	5	69	1

Punt Attempts..... 7; Ohio State, 10/22/16
Punt Yards..... 282; Kent State, 9/3/16
Punt Average..... 47.0; Kent State, 9/3/16
Longest Punt..... 69; at Pitt, 9/10/16



30
KEVIN
GIVENS

6-1 ▶ 275 ▶ So./Fr. Eligible

Defensive Tackle ▶ Altoona, Pa.

» 2016

Awards: Named to the Pro Football Focus Big Ten Team of the Week following his performance vs. No. 2 Ohio State (10/22).

Season: Appeared in seven game with six starts...One of 14 first time starters in 2016...One of 22 freshmen (18 redshirt, 4 true) to appear in 2016. **Kent State (9/3):** Started his first career game...Made three stops...Recorded his first career tackle in the first quarter, a combined stop with Christian Campbell. **Temple (9/17):** Collected two tackles...Recorded his first career tackle for loss, a third quarter solo takedown behind the line...A part of a front seven that limited Temple to just 38 rushing yards, the fewest since holding Illinois to 37 yards on the ground in 2015. **at Michigan (9/24):** Tied a career high with three stops. **Minnesota (10/1):** Recorded a career-high-tying three tackles...Had one tackle for loss, including a combined sack with Robert Windsor in the fourth quarter. **Maryland (10/8):** Had one tackle...Made the first full sack of his career with a solo takedown of Tyrrell Pigrome in the fourth quarter...A part of a defense that allowed a season-low 11 first downs...Helped limit Maryland 14 points - all in the first half - 170 rushing yards and 270 yards of total offense, after the Terps entered averaging 43.2 points, 300.0 rushing and 466.2 yards of total offense per game. **Ohio State (10/22):** Made two tackles...Combined with Evan Schwan on a fourth down sack of J.T. Barrett to seal Penn State's first win over a Top 2 team since 1990 (at No. 1 Notre Dame) and the first at home since 1982 (No. 2 Nebraska)...Helped the defense to a season-high 11.0 tackles for loss, the most TFLs since posting 11.0 vs. Maryland in 2015...The 11.0 tackles for loss are the most yielded by the Buckeyes since giving up 11.0 vs. Alabama (2015)...The 6.0 sacks given up by Ohio State are the most since yielding 7.0 against Virginia Tech (2014).

» 2016 GAME-BY-GAME

Tackles (Solo-Assisted-Total)

KENT STATE 0-3-3; at Pitt 0-0-0; TEMPLE 1-1-2; at Michigan 2-1-3; MINNESOTA 1-2-3; MARYLAND 1-0-1; OHIO STATE 0-2-2.

» GIVENS' CAREER STATISTICS & GAME HIGHS

	UA-A	TK	FF	FR	I	PBU	SACK	TFL
2016	5-9	14	-	-	-	-	2.0-10	3.5-13
CAREER	5-9	14	-	-	-	-	2.0-10	3.5-13

Tackles..... 3; Three Times: Last Minnesota, 10/1/16
Tackles for Loss..... 1.0; Twice: Last Maryland, 10/8/16
Sacks..... 1.0; Maryland, 10/8/16



12
CHRIS
GODWIN

6-1 ▶ 205 ▶ Jr./Jr. Eligible

Wide Receiver ▶ Middletown, Del.

» CAREER NOTES & RECORDS

Is one of 14 players to eclipse the 100 career catch mark, joining teammate DaeSean Hamilton and current assistant coach Terry Smith (108; 1989-91)...Godwin and Hamilton are just the second set of teammates with 100-plus career receptions, joining Derrick Williams, Jordan Norwood and Deon Butler (2005-08)...Ranks 12th on the career receiving yards list with 1,786 yards...Sits No. 8 on the career receptions charts (119)...Owns seven career 100-yard receiving games, with one in 2016, five coming in 2015 and the other coming against Boston College in the 2014 New Era Pinstripe Bowl...Has at least one catch in 31 of 33 career games, including a stretch of 19-straight games with from 2014-16...Made four or more grabs in 16 of his last 21 games dating back to 2014...Became just the third Penn State wide receiver (Bobby Engram, Allen Robinson) to eclipse the 1,000-yard mark in a single season, finishing second on the season receiving yards list with 1,101 yards...Finished fourth on the Penn State season receptions list with 69 in 2015...Owns the Penn State record for career bowl receiving yardage (273 yards in two bowls)...Ranks second (140; 2014 Pinstripe Bowl) and third (133; 2016 TaxSlayer Bowl) in individual bowl game receiving yardage.

» 2016

Awards: Selected to the Maxwell Award and Biletnikoff Award Preseason Watch Lists.

Season: Started seven games. **Kent State (9/3):** Made seven catches for 67 yards to lead the team in both categories...Became the 14th member of the 100-catch club with his sixth grab of the game...Hauled in a 26-yard pass during Penn State's first scoring drive of the game...Made a 7-yard grab on third-and-7 to extend Penn State's final scoring drive. **at Pitt (9/10):** Nabbed four passes for 36 yards...Caught a 15-yard pass for a first down on third-and-1 during Penn State's second scoring drive. **Temple (9/17):** Made seven catches for 117 yards, posting his seventh career 100-yard receiving game...Hauled in a 52-yard touchdown reception to open the scoring in the first quarter...Also had a 23-yard catch in the second quarter. **at Michigan (9/24):** Only catch was an 8-yard touchdown catch in the fourth quarter. **Minnesota (10/1):** Corralled four catches for 97 yards...Made a 20-yard catch on third-and-10 during the game-tying drive late in the fourth quarter...Also made a 32-yard reception in the fourth quarter. **Ohio State (10/22):** Caught two passes for 39 yards...Both catches came on the same second quarter drive...Helped convert a third-and-8 with a 19-yard grab and then hauled in a 20-yard touchdown pass from Trace McSorley with nine seconds left in the second quarter to open the scoring for Penn State...Had one rush for a career-long 13 yards in the first quarter.

» 2016 GAME-BY-GAME

Rushing (Carries-Yards-TD)

KENT STATE 0-0-0; at Pitt 0-0-0; TEMPLE 0-0-0; at Michigan 0-0-0; MINNESOTA 0-0-0; MARYLAND 0-0-0; OHIO STATE 1-13-0.

Receiving (Receptions-Yards-TD)

KENT STATE 7-67-0; at Pitt 4-36-0; TEMPLE 7-117-1; at Michigan 1-8-1; MINNESOTA 4-97-0; MARYLAND 0-0-0; OHIO STATE 2-39-1.

» GODWIN'S CAREER OFFENSIVE STATISTICS & GAME HIGHS

	Att.-Yds.	Avg.	TD	LG	Rec.-Yds.	Avg.	TD	LG
2014	2-1	0.5	-	1	25-321	12.8	2	72
2015	-	-	-	-	69-1,101	16.0	5	56
2016	1-13	13.0	-	13	25-364	14.5	3	52
CAREER	3-14	4.6	-	13	119-1,786	15.0	10	72

Rushing Attempts..... 2; at Michigan State, 11/29/14
Rushing Yards..... 13; Ohio State, 10/22/16
Longest Rush..... 13 yards; Ohio State, 10/22/16
Receptions..... 11; at Michigan State, 11/28/15
Receiving Yards..... 140; vs. Boston College, 12/27/14
Receiving Touchdowns..... 2; at Michigan State, 11/28/15
Longest Reception..... 72 yards; vs. Boston College, 12/27/14



@PennStateFBall



PSUFBall



6
MALIK
GOLDEN

6-0 ▶ 205 ▶ Gr./Sr. Eligible

Safety ▶ Hartford, Conn.

» 2016

Season: Started six games. **Kent State (9/3):** Collected three tackles... Broke up a career-best two passes. **at Pitt (9/10):** Made six tackles, including a career-high 1.5 tackles for loss...Nabbed his second career interception on a tipped pass in the second quarter...Combined with Robert Windsor on a TFL in the second quarter...Made a solo TFL on a swing pass to force a Pitt punt on and get Penn State the ball back trailing by three with 3:56 to play in the game. **Temple (9/17):** Posted a game-high nine tackles to tie his then-career best (at Michigan State, 2015). **at Michigan (9/24):** Posted his first career double-digit tackle game with 11 hits - eight solo...Had 1.0 tackle for loss, a second quarter takedown behind the line of scrimmage...Added one pass breakup. **Maryland (10/8):** Made six stops - three solo...A part of a defense that allowed a season-low 11 first downs...Helped limit Maryland 14 points - all in the first half - 170 rushing yards and 270 yards of total offense, after the Terps entered averaging 43.2 points, 300.0 rushing and 466.2 yards of total offense per game. **Ohio State (10/22):** Logged six stops - three solo... Helped the defense hold Ohio State scoreless in two quarters for the first time since Michigan State in 2015, which was Ohio State's last loss.

» 2016 GAME-BY-GAME

Tackles (Solo-Assisted-Total)

KENT STATE 3-0-3; at Pitt 3-3-6; TEMPLE 3-6-9; at Michigan 8-3-11; MINNESOTA DNP; MARYLAND 3-3-6; OHIO STATE 3-3-6.

» GOLDEN'S CAREER STATISTICS & GAME HIGHS

	UA-A	TK	FF	FR	I	PBU	SACK	TFL
2013	3-5	8	-	-	-	1	-	-
2014	4-3	7	-	-	-	1	-	0.5-1
2015	17-23	40	-	-	1	1	-	-
2016	23-18	41	-	-	1	3	-	2.5-3
CAREER	47-49	96	-	-	2	6	-	3.0-4

Tackles 11; at Michigan, 9/24/16
Tackles for Loss 1.5; at Pitt, 9/10/16
Interceptions 1; Twice: Last at Pitt, 9/10/16
Pass Breakups 2; Kent State, 9/3/16



57
STEVEN
GONZALEZ

6-4 ▶ 334 ▶ So./Fr. Eligible

Guard/Center ▶ Union City, N.J.

» 2016

Season: Appeared in four games...One of 22 freshmen (18 redshirt, 4 true) to appear in 2016. **Kent State (9/3):** Made his first career appearance.



37
CHRIS
GULLA

6-1 ▶ 196 ▶ Sr./Jr. Eligible

Kicker/Punter ▶ Toms River, N.J.

» 2016

Season: Appeared in seven games...Serves as the holder on all placements.

» GULLA'S CAREER PUNTING STATISTICS & GAME HIGHS

	Punts	Yards	Avg.	I-20	FC	50+	LG	BLK
2014	28	1045	37.3	9	11	4	53	1
2015	23	868	37.7	8	6	3	52	-
2016	-	-	-	-	-	-	-	-
CAREER	51	1,913	37.5	17	17	7	53	1

Punt Attempts 7; San Diego State, 9/26/15
Punt Yards 294; San Diego State, 9/26/15
Longest Punt 53 yards; Akron, 9/6/14

Note: Has three career kickoffs for an average of 47.0 yards.



15
GRANT
HALEY

5-9 ▶ 185 ▶ Jr./Jr. Eligible

Cornerback ▶ Atlanta, Ga.

» CAREER NOTES & RECORDS

Became the first player since at least 1960 to return a blocked field goal for a touchdown vs. Ohio State (10/22), taking it back 60 yards following a Marcus Allen block...Broke the Penn State season record with 32 kickoff returns in 2014 (Chaz Powell, 27; 2011)...His 659 kickoff return yards in 2014 rank second on the school season list (Powell, 733 yards; 2011)...His first career interception was returned for a touchdown against Temple and was the first defensive touchdown scored by a Penn State true freshman since Paul Posluszny returned an interception against Indiana on the same date (Nov. 15) in 2003.

» 2016

Awards: Earned Co-Big Ten Special Teams Player of the Week (Allen, PSU) and Rose Bowl Game Big Ten Player of the Week after returning a blocked field goal for the game-winning touchdown vs. No. 2 Ohio State (10/22).

Season: Appeared in five games with four starts. **Minnesota (10/1):** Totaled a career-high tying seven stops. **Maryland (10/8):** Posted two tackles...A part of a defense that allowed a season-low 11 first downs... Helped limit Maryland 14 points - all in the first half - 170 rushing yards and 270 yards of total offense, after the Terps entered averaging 43.2 points, 300.0 rushing and 466.2 yards of total offense per game. **Ohio State (10/22):** Made three assisted tackles...Returned Marcus Allen's blocked field goal for 60 yards and the game-winning score with 4:27 to play in the fourth quarter...The return marks the first field goal return for a touchdown at Penn State since at least 1960...Helped the defense hold Ohio State scoreless in two quarters for the first time since Michigan State in 2015, which was Ohio State's last loss.

» 2016 GAME-BY-GAME

Tackles (Solo-Assisted-Total)

KENT STATE 0-0-0; at Pitt 0-0-0; TEMPLE DNP; at Michigan DNP; MINNESOTA 2-5-7; MARYLAND 1-1-2; OHIO STATE 0-3-3.

» HALEY'S CAREER STATISTICS & GAME HIGHS

	UA-A	TK	FF	FR	I	PBU	SACK	TFL
2014	12-6	18	-	-	1	2	-	-
2015	27-15	42	1	-	2	7	-	2.0-10
2016	3-9	12	-	-	-	-	-	-
CAREER	42-30	72	1	-	3	9	-	2.0-10

Tackles 7; Twice: Last Minnesota, 10/1/16
Tackles for Loss 1.0; vs. Georgia, 1/2/16
Forced Fumbles 1; at Northwestern, 11/7/15
Interceptions 1; Three Times: Last vs. Maryland, 10/24/14
Long Interception Return 30 yards; Temple, 11/15/14
Pass Breakups 2; Michigan, 11/21/15

Note: Has two career touchdowns; returned a blocked kick 60 yards for a touchdown vs. Ohio State in 2016 and returned an interception 30 yards for a score against Temple in 2014.



5
DAESEAN
HAMILTON

6-1 ▶ 205 ▶ Sr./Sr. Eligible

Wide Receiver ▶ Fredericksburg, Va.

» CAREER NOTES & RECORDS

Has caught a pass in all 33 career games, a streak that ranks No. 12 among active FBS pass catchers...Ranks No. 6 on Penn State's all-time receptions list with 145 catches...Ranks 14th on Penn State's all-time receiving yardage list (1,171)...Has 15 career games with five-plus receptions... Is one of just 14 Nittany Lions with 100-plus career receptions, joining teammate Chris Godwin and current assistant coach Terry Smith (108, 1989-91)...Hamilton and Godwin are just the second set of teammates with 100-plus career receptions, joining Derrick Williams, Jordan Norwood and Deon Butler (2005-08)...His 82 catches in 2014 rank second on Penn State's single season charts...Broke the Penn State freshman records for receptions (14) and receiving yards (165) in a game and season in 2014... His 82 receptions rank second in a season in school history, trailing only Allen Robinson (97 in 2013)...Broke the Penn State game reception record with 14 catches against No. 13 Ohio State...In just the sixth game of the season, broke the Penn State freshman record for receptions in a season with his second of seven catches at Michigan, passing Butler's mark of 37 from the 2005 season...Set the program freshman record for receiving yards in a season against Maryland, passing Butler's mark of 691 yards in 2005...One of just six Penn State freshmen to record a 100-yard receiving game and his four 100-yard efforts are the most by a Penn State freshman, surpassing Butler's two from 2005.

» 2016

Season: Started seven games. **Kent State (9/3):** Had two catches for nine yards and one touchdown. **at Pitt (9/10):** Hauled in a game-high eight receptions for 82 yards...Caught the two-point conversion pass from Trace McSorley that pulled Penn State within three points with 5:00 to play in the game...Had one tackle. **Temple (9/17):** Collected two catches for 50 yards...Closed the third quarter with a 45-yard catch-and-run to set up a 30-yard Tyler Davis field goal...Recovered an onside kick attempt late in the fourth quarter. **at Michigan (9/24):** Made one catch for 11 yards... Gained 11 yards and a first down on Penn State's touchdown drive in the fourth quarter. **Minnesota (10/1):** Pulled down three passes for 17 yards. **Maryland (10/8):** Made two grabs for 35 yards. **Ohio State (10/22):** Had one catch for 34 yards on Penn State's first scoring drive.

» 2016 GAME-BY-GAME

Rushing (Carries-Yards-TD)

KENT STATE 0-0-0; at Pitt 0-0-0; TEMPLE 1-(-12)-0; at Michigan 0-0-0; MINNESOTA 0-0-0; MARYLAND 0-0-0; OHIO STATE 0-0-0.

Receiving (Receptions-Yards-TD)

KENT STATE 2-9-1; at Pitt 8-82-0; TEMPLE 2-50-0; at Michigan 1-11-0; MINNESOTA 3-17-0; MARYLAND 2-35-0; OHIO STATE 1-34-0.

» HAMILTON'S CAREER OFFENSIVE STATISTICS & GAME HIGHS

	Att.-Yds.	Avg.	TD	LG	Rec.-Yds.	Avg.	TD	LG
2014	8-32	4.0	-	11	82-899	11.0	2	51
2015	-	-	-	-	45-580	12.9	6	48
2016	1-(-12)	(-12.0)	-	-	19-238	12.5	1	45
CAREER	9-20	2.2	-	11	146-1,717	11.7	9	51

Receptions 14; Ohio State, 10/25/14
Receiving Yards 165; vs. UCF, 8/30/14
Receiving Touchdowns 1; Nine Times: Last Kent State, 9/3/16
Longest Reception 51 yards; vs. Northwestern, 9/27/14

All-Purpose Yards 165; vs. UCF, 8/30/14



@PennStateFBall



PSUFBall

2016

PSUnivaled.com

GoPSUsports.com



18
JONATHAN
HOLLAND

6-4 ▶ 245 ▶ So./Fr. Eligible
Tight End/H-Back ▶ Brandywine, Md.

» 2016

Season: Appeared in six games, primarily on special teams...One of 22 freshmen (18 redshirt, 4 true) to appear in 2016. **Kent State (9/3):** Made his collegiate debut.

» 2016 GAME-BY-GAME

Receiving (Receptions-Yards-TD)

KENT STATE 0-0-0; at Pitt 0-0-0; TEMPLE 0-0-0; at Michigan 0-0-0; MINNESOTA 0-0-0; MARYLAND 0-0-0; OHIO STATE DNP.



7b
STERLING
JENKINS

6-8 ▶ 328 ▶ So./Fr. Eligible
Tackle ▶ Pittsburgh, Pa.

» 2016

Season: Appeared in seven games...One of 22 freshmen (18 redshirt, 4 true) to appear in 2016. **Kent State (9/3):** Made his collegiate debut.



3b
JAN
JOHNSON

6-2 ▶ 216 ▶ So./Fr. Eligible
Linebacker ▶ Mohnton, Pa.

» 2016

Season: Appeared in one game...One of 22 freshmen (18 redshirt, 4 true) to appear in 2016...Is the second Penn State linebacker to suffer a season-ending injury. **at Michigan (9/24):** Made his collegiate debut in the second quarter...Totaled his first two career tackles...Left the game in the second quarter with a season-ending injury.

» 2016 GAME-BY-GAME

Tackles (Solo-Assisted-Total)

KENT STATE DNP; at Pitt DNP; TEMPLE DNP; at Michigan 1-1-2; MINNESOTA 1-1-2; MARYLAND 1-1-2; OHIO STATE 1-1-2.

» JOHNSON'S CAREER STATISTICS & GAME HIGHS

	UA-A	TK	FF	FR	I	PBU	SACK	TFL
2016	1-1	2	-	-	-	-	-	-
CAREER	1-1	2	-	-	-	-	-	-

Tackles 2; at Michigan, 9/24/16



84
JUWAN
JOHNSON

6-4 ▶ 218 ▶ So./Fr. Eligible
Wide Receiver ▶ Glassboro, N.J.

» 2016

Season: Appeared in seven games, primarily on special teams...One of 22 freshmen (18 redshirt, 4 true) to appear in 2016. **Kent State (9/3):** Made his collegiate debut. **at Pitt (9/10):** Collected his first collegiate reception, a 27-yard grab from Trace McSorley on Penn State's final scoring drive of the game. **Minnesota (10/1):** Made one special teams tackle. **Maryland (10/8):** Had one special teams tackle.

» 2016 GAME-BY-GAME

Receiving (Receptions-Yards-TD)

KENT STATE 0-0-0; at Pitt 1-27-0; TEMPLE 0-0-0; at Michigan 0-0-0; MINNESOTA 0-0-0; MARYLAND 0-0-0; OHIO STATE 0-0-0.

» JOHNSON'S CAREER OFFENSIVE STATISTICS & GAME HIGHS

	Att.	Yds.	Avg.	TD	LG	Rec.	Yds.	Avg.	TD	LG
2016	-	-	-	-	-	1-27	27.0	-	-	27
CAREER	-	-	-	-	-	1-27	27.0	-	-	27

Receptions 1; at Pitt, 9/10/16
Receiving Yards 27; at Pitt, 9/10/16
Longest Reception 27 yards; at Pitt, 9/10/16

Note: Also has two special teams tackles.



9q
JOEY
JULIUS

5-10 ▶ 258 ▶ Jr./So. Eligible
Kicker ▶ Hummelstown, Pa.

» 2016

Season: Appeared in seven games...Handles all of the kickoffs. **Kent State (9/3):** Averaged 64.7 yards on seven kickoffs...Six of seven kickoffs were touchbacks...Made one tackle. **at Pitt (9/10):** Booted seven kickoffs for 424 yards...Averaged 60.6 yards per kickoff with four touchbacks. **Temple (9/17):** Had seven kickoffs with six touchbacks...Averaged 64.4 yards per kickoff. **at Michigan (9/24):** Averaged 53.0 yards on three kickoffs...Made one tackle. **Minnesota (10/1):** Hit six kickoffs for a 62.0 average...Had three touchbacks. **Maryland (10/8):** Logged two touchbacks on six kickoffs...Averaged 61.1 yards per kickoff. **Ohio State (10/22):** Averaged 59.3 yards on six kickoffs...Had one touchback...Made one tackle.

» JULIUS' CAREER SCORING STATISTICS & GAME HIGHS

	FGM-A	%	0-19	20-29	30-39	40-49	50+	LG	XP	PTS
2015	10-12	83.3	-	5-5	3-3	2-4	-	40	20-24	50
2016	-	-	-	-	-	-	-	-	-	-
CAREER 10-12	83.3	-	5-5	3-3	2-4	-	40	20-24	50	

Points Scored 13; vs. San Diego State, 9/26/15
PATs Made 4; Three Times: Last: vs. Maryland, 10/24/15
Field Goals Made 3; vs. San Diego State, 9/26/15
Field Goals Attempted 3; Twice: Last vs. San Diego State, 9/26/15
Longest Field Goal 40 yards; Twice: Last vs. Maryland, 10/24/15
Tackles 1; Five Times: Last Ohio State, 10/22/16

» JULIUS' CAREER KICKOFF STATISTICS

	No.	Yds	AVG	TB	OB
2015	53	3,284	62.0	22	4
2016	43	2,643	61.4	22	1
CAREER	96	5,927	61.9	44	5



55
WENDY
LAURENT

6-2 ▶ 297 ▶ Gr./Sr. Eligible
Center/Guard ▶ Hamilton, N.J.

» 2016

Season: Appeared in six games.



70
BRENDAN
MAHON

6-4 ▶ 320 ▶ Sr./Jr. Eligible
Guard/Center ▶ Randolph, N.J.

» 2016

Awards: Named to the *Pro Football Focus* National Team of the Week following his performance vs. Minnesota (10/1)...Named to the *Pro Football Focus* Big Ten Team of the Week after his showing vs. Maryland (10/8)...Named to the *Pro Football Focus* National Team of the Week following his performance vs. No. 2 Ohio State (10/22).

Season: Started seven games. **Kent State (9/3):** Helped pave the way for Saquon Barkley's 105-yard rushing effort and protected Trace McSorley, who posted his first career 200-yard passing game. **at Pitt (9/10):** Part of an offensive line that cleared the way for Saquon Barkley's four rushing touchdowns...Blocked for Trace McSorley's 332 passing yards, which ranks No. 13 in Penn State single game history. **Temple (9/17):** Part of a line that didn't allow a sack...Paved the way for three rushing touchdowns...Protected Trace McSorley in his third career 200-yard passing effort. **at Michigan (9/24):** Helped Saquon Barkley move into the top-30 on the career rushing list...Protected Trace McSorley, who threw a touchdown pass in his fifth straight game. **Minnesota (10/1):** Helped Penn State to 471 yards of total offense, the most since racking up an identical total vs. Rutgers in 2015...Protected Trace McSorley to the tune of 408 yards of total offense (335 passing, 73 rushing), the third highest total in school history...Opened up the left side on Saquon Barkley's game-winning 25-yard touchdown run in overtime. **Maryland (10/8):** Started at left tackle before moving to right tackle following Andrew Nelson's second quarter injury...Paved the way for 372 total rushing yards, the third-highest total for a Penn State team in Big Ten play and fourth-most in a game and fourth-most in any game for Penn State in the last 20 years...Guided the offense to 524 total yards, the most since 2014 vs. UCF (511) and the most in Big Ten play since 2012 vs. Indiana (546). **Ohio State (10/22):** Cleared the way for Saquon Barkley's 99 rushing yards.



6b
CONNOR
McGOVERN

6-5 ▶ 310 ▶ Fr./Fr. Eligible
Guard/Center ▶ Larksville, Pa.

» 2016

Season: Appeared in seven games with three starts...Made his first collegiate start vs. Minnesota (10/1)...One of 14 first time starters in 2016...One of 22 freshmen (18 redshirt, 4 true) to appear in 2016. **Kent State (9/3):** Made his collegiate debut. **Temple (9/17):** Part of a line that didn't allow a sack...Paved the way for three rushing touchdowns...Protected Trace McSorley in his third career 200-yard passing effort. **at Michigan (9/24):** Helped Saquon Barkley move into the top-30 on the career rushing list...Protected Trace McSorley, who threw a touchdown pass in his fifth straight game. **Minnesota (10/1):** Helped Penn State to 471 yards of total offense, the most since racking up an identical total vs. Rutgers in 2015...Protected Trace McSorley to the tune of 408 yards of total offense (335 passing, 73 rushing), the third-highest total in school



@PennStateFBall



PSUFBall

2016

PSUnivald.com

GoPSUsports.com

history...Opened up the left side on Saquon Barkley's game-winning 25-yard touchdown run in overtime. **Maryland (10/8):** Paved the way for 372 total rushing yards, the third-highest total for a Penn State team in Big Ten play and fourth-most in a game and fourth-most in any game for Penn State in the last 20 years...Guided the offense to 524 total yards, the most since 2014 vs. UCF (511) and the most in Big Ten play since 2012 vs. Indiana (546). **Ohio State (10/22):** Cleared the way for Saquon Barkley's 99 rushing yards.



39
JOSH
McPHEARSON

5-10 > 197 > Sr./Jr. Eligible
Wide Receiver > Columbia, Md.

» 2016

Season: Appeared one game...Made his Penn State debut against Maryland (10/8). **Maryland (10/8):** Made his first tackle on kickoff coverage in the fourth quarter.

» 2016 GAME-BY-GAME


Tackles (Solo-Assisted-Total)

KENT STATE DNP; at Pitt DNP; TEMPLE DNP; at Michigan DNP; MINNESOTA DNP; MARYLAND 0-1-1; OHIO STATE DNP.

» McPHEARSON'S CAREER STATISTICS & GAME HIGHS

	UA-A	TK	FF	FR	I	PBU	SACK	TFL
2016	0-1	1	-	-	-	-	-	-
CAREER	0-1	1	-	-	-	-	-	-

Tackles 1; Maryland, 10/8/16



9
TRACE
McSORLEY

6-0 > 205 > Jr./So. Eligible
Quarterback > Ashburn, Va.

» CAREER NOTES & RECORDS

Became just the third Penn State quarterback to register more than 400 yards of total offense in a game, logging 408 total offense yards (335 passing, 73 rushing) vs. Minnesota (10/1)...One of five quarterbacks in Penn State history with multiple 300-yard passing games, joining Christian Hackenberg (9), Matt McGloin (6), Kerry Collins (4) and Daryll Clark (3)...Has thrown at least one touchdown pass in eight straight games, the longest streak since Matt McGloin threw at least one touchdown pass in 13 straight games spanning the 2011-12 seasons...Is the first Penn State quarterback with three consecutive games with both a rushing touchdown and passing touchdown since Matt McGloin in 2012 (vs. Temple, at Illinois, vs. Northwestern).

» 2016

Awards: Named to the *Pro Football Focus* Big Ten Team of the Week after his showing vs. Maryland (10/8).

Season: Started seven games...One of 14 first time starters in 2016. **Rankings:** Sits No. 5 in the Big Ten and No. 41 nationally in total offense (262.7 ypg)...Ranks No. 49 nationally and No. 5 in the Big Ten in passing yards per game (227.1)...Ranks 72nd in the NCAA and seventh in the B1G with 15.8 completions per game...Is No. 12 nationally and No. 2 in the B1G in yards per completion (14.3 ypc)...Ranks No. 40 in the NCAA and No. 5 in the Big Ten in yards per pass attempt (7.95 ypa). **Kent State (9/3):** Made his first collegiate start...Recorded his first career 200-yard passing game...Completed 16-of-31 passes for 209 yards and two touchdowns...Ran the ball 14 times for 47 yards, setting career highs in both categories...Connected with DaeSean Hamilton and Mike Gesicki on touchdown passes...Tied his career high in touchdown passes (2). **at Pitt (9/10):** Recorded his first career 300-yard passing game with a then-career-high 332 yards - a total that ranks No. 14 on Penn State's single game passing charts...Became just the 12th quarterback in Penn

State history to register a 300-yard passing game and accounted for the 30th 300-yard game in Penn State history...Posted career highs in completions (24) and attempts (35)...Connected with Saquon Barkley on a 40-yard touchdown pass, his only scoring throw of the game...Had 17 completions of 10-plus yards, including seven of 20-plus yards...Completed passes to eight different pass catchers in the game...Rushed nine times, including a career-long scamper of 17 yards. **Temple (9/17):** Recorded his third 200-yard passing game with 287 yards on 18-of-24 passing...Hooked up on a career-long 52-yard scoring strike pass to Chris Godwin in the first quarter...Later equaled his career long completion with a 52-yard strike to Mike Gesicki in the third quarter...Netted his first career rushing touchdown with a 2-yard scamper in the second quarter...Had nine rushes for eight yards. **at Michigan (9/24):** Completed 16-of-27 passes for 121 yards and one touchdown...Moved his streak to five straight games with a TD pass...Completed a long pass of 30 yards to Saquon Barkley. **Minnesota (10/1):** Completed 19 passes on a career-high 41 attempts for a career-best 335 yards...Passing total marks the second 300-yard passing game of his career and the 335 passing yards are No. 13 in a single game in Penn State history...Accounted for 408 yards of total offense -- 335 passing and 73 rushing -- to mark the third-highest total in school history, the since Christian Hackenberg posted a school-record 454 yards against UCF in the 2014 Croke Park Classic vs. UCF...The 80-yard touchdown completion to Irvin Charles is a career long...Led the team with a then-career-high 73 rushing yards on only eight attempts...Was the first Penn State quarterback to lead the team in rushing since Michael Robinson (90 yards, 1 TD) at Michigan State on Nov. 19, 2005. **Maryland (10/8):** Threw for 152 yards and two touchdowns on 10-of-19 passing...Connected with Mike Gesicki on a 5-yard touchdown pass on Penn State first drive of the game and later found DeAndre Thompkins for a 70-yard scoring strike...Rushed 18 times for a career-high 81 yards...His 81 rushing yards are the most by a quarterback since Daryll Clark had 83 against Illinois in 2009. **Ohio State (10/22):** Completed 8-of-23 passes for 154 yards and a touchdown...Rushed a career-high 19 times for 63 yards and one touchdown.

» 2016 GAME-BY-GAME

Passing (Comp.-Att.-Yds.-TD-INT)

KENT STATE 16-31-209-2-0; at Pitt 24-35-332-1-1; TEMPLE 18-24-287-1-1; at Michigan 16-27-121-1-1; MINNESOTA 19-41-335-1-0; MARYLAND 10-19-152-2-0; OHIO STATE 8-23-154-1-0.

» McSORLEY'S CAREER PASSING STATISTICS & GAME HIGHS

	C-A	Yds.	%	TD-INT	YPG	LG
2015	20-40	185	50.0	2-0	26.4	21
2016	111-200	1,590	55.5	9-3	227.1	80
CAREER	131-240	1,775	54.5	11-3	126.7	80

Pass Completions 24; at Pitt, 9/10/16
Pass Attempts 41; Minnesota, 10/1/16
Passing Yards 335; Minnesota, 10/1/16
Passing Touchdowns 2; Three Times: Last Maryland, 10/8/16
Long Pass 80 yards; Minnesota, 10/1/16

» 2016 GAME-BY-GAME

Rushing (Carries-Yards-TD)

KENT STATE 14-47-0; at Pitt 9-(-17)-0; TEMPLE 9-8-1; at Michigan 9-(-6)-0; MINNESOTA 8-73-1; MARYLAND 18-81-1; OHIO STATE 19-63-1.

» McSORLEY'S CAREER OFFENSIVE STATISTICS & GAME HIGHS

	Att.-Yds.	Avg.	TD	LG	Rec.-Yds.	Avg.	TD	LG
2015	13-43	3.3	-	14	-	-	-	-
2016	86-249	2.8	4	26	-	-	-	-
CAREER	99-292	2.9	4	26	-	-	-	-

Rush Attempts 19; Ohio State, 10/22/16
Rush Yards 81; Maryland, 10/8/16
Rushing Touchdowns 1; Four Times: Last Ohio State, 10/22/16
Long Rush 26 yards; Minnesota, 10/1/16

Total Offense Yards 408; Minnesota, 10/1/16
All-Purpose Yards 81; Maryland, 10/8/16



9
JARVIS
MILLER

6-2 > 205 > So./Fr. Eligible
Linebacker > Suffield, Conn.

» 2016

Season: Appeared in seven games, primarily on special teams...One of 22 freshmen (18 redshirt, 4 true) to appear in 2016...Moved to linebacker following Minnesota (10/1). **Kent State (9/3):** Made his collegiate debut. **at Pitt (9/10):** Made his first career stop on kickoff coverage in the fourth quarter. **Maryland (10/8):** Made one tackle.

» 2016 GAME-BY-GAME

Tackles (Solo-Assisted-Total)

KENT STATE 0-0-0; at Pitt 1-0-1; TEMPLE 0-0-0; at Michigan 0-0-0; MINNESOTA 0-0-0; MARYLAND 0-1-1; OHIO STATE 0-0-0.

» MILLER'S CAREER STATISTICS & GAME HIGHS

	UA-A	TK	FR	FF	I	PBU	SACK	TFL
2016	1-1	2	-	-	-	-	-	-
CAREER	1-1	2	-	-	-	-	-	-

Tackles 1; Twice: Last Maryland, 10/8/16



48
SHAREEF
MILLER

6-5 > 255 > So./Fr. Eligible
Defensive End > Philadelphia, Pa.

» 2016

Season: Appeared in seven games...One of 22 freshmen (18 redshirt, 4 true) to appear in 2016. **Kent State (9/3):** Made his collegiate debut...Totalled five tackles...Made his first collegiate tackle in the second quarter...Picked up his first career sack in the third quarter with a 10-yard takedown of Justin Agner to force a punt...Sacked Agner later in the third quarter for his second of the game...Penn State's seven sacks were the most since logging seven at Northwestern in 2011. **at Pitt (9/10):** Had one assisted tackle. **Minnesota (10/1):** Made four stops...Had 1.5 tackles for loss, including a solo takedown behind the line of scrimmage in the fourth quarter. **Maryland (10/8):** Made two tackles, including one tackle for loss...Made a solo stop behind the line in the fourth quarter. **Ohio State (10/22):** Made four tackles...Had one tackle for loss, a third quarter stop of Mike Weber behind the line...Helped the defense hold Ohio State scoreless in two quarters for the first time since Michigan State in 2015, which was Ohio State's last loss...Helped the defense to a season-high 11.0 tackles for loss, the most TFLs since posting 11.0 vs. Maryland in 2015...The 11.0 tackles for loss are the most yielded by the Buckeyes since giving up 11.0 vs. Alabama (2015).

» 2016 GAME-BY-GAME

Tackles (Solo-Assisted-Total)

KENT STATE 3-2-5; at Pitt 0-1-1; TEMPLE 0-0-0; at Michigan 0-0-0; MINNESOTA 1-3-4; MARYLAND 2-0-2; OHIO STATE 2-2-4.

» MILLER'S CAREER STATISTICS & GAME HIGHS

	UA-A	TK	FF	FR	I	PBU	SACK	TFL
2016	9-7	16	-	-	-	-	2.0-18	5.5-27
CAREER	9-7	16	-	-	-	-	2.0-18	5.5-27

Tackles 5; Kent State, 9/3/16

Tackles for Loss 2.0; Kent State, 9/3/16

Sacks 2.0; Kent State, 9/3/16



@PennStateFBall



PSUFBall

2016

PSUnivald.com

GoPSUsports.com



91
RYAN
MONK

6-1 ▶ 290 ▶ So./Fr. Eligible
Defensive Tackle ▶ Dallas, Pa.

» 2016

Season: Appeared in two games...One of 22 freshmen (18 redshirt, 4 true) to appear in 2016. **Kent State (9/3):** Made his collegiate debut.

» 2016 GAME-BY-GAME

Tackles (Solo-Assisted-Total)

KENT STATE 0-0-0; at Pitt DNP; TEMPLE DNP; at Michigan 0-0-0; MINNESOTA DNP; MARYLAND DNP; OHIO STATE DNP.



23
AYRON
MONROE

5-11 ▶ 204 ▶ So./Fr. Eligible
Safety ▶ Largo, Md.

» 2016

Season: Appeared in three games...Made his collegiate debut vs. Minnesota (10/1)...One of 22 freshmen (18 redshirt, 4 true) to appear in 2016...Leads the team with six tackles on kickoff coverage, playing only three games. **Minnesota (10/1):** Made his collegiate debut...Registered one tackle on special teams. **Maryland (10/8):** Made three special teams tackles. **Ohio State (10/22):** Assisted on tackles on back-to-back kickoffs to end the second quarter and begin the third quarter.

» 2016 GAME-BY-GAME

Tackles (Solo-Assisted-Total)

KENT STATE DNP; at Pitt DNP; TEMPLE DNP; at Michigan DNP; MINNESOTA 1-0-1; MARYLAND 1-2-3; OHIO STATE 0-2-2.

» MONROE'S CAREER STATISTICS & GAME HIGHS

	UA-A	TK	FF	FR	I	PBU	SACK	TFL
2016	2-4	6	-	-	-	-	-	-
CAREER	2-4	6	-	-	-	-	-	-

Tackles 3; Maryland, 10/8/16



59
ANDREW
NELSON

6-6 ▶ 306 ▶ Sr./Jr. Eligible
Tackle ▶ Hershey, Pa.

» 2016

Season: Started six games...Was injured in the second quarter vs. Maryland (10/8) and will miss the remainder of the season. **Kent State (9/3):** Helped pave the way for Saquon Barkley's 105-yard rushing effort and protected Trace McSorley, who posted his first career 200-yard passing game. **at Pitt (9/10):** Part of an offensive line that cleared the way for Saquon Barkley's four rushing touchdowns...Blocked for Trace McSorley's 332 passing yards, which ranks No. 13 in Penn State single game history. **Temple (9/17):** Part of a line that didn't allow a sack...Paved the way for three rushing touchdowns...Protected Trace McSorley in his third career 200-yard passing effort. **at Michigan (9/24):** Helped Saquon Barkley move into the top-30 on the career rushing list...Protected Trace McSorley, who threw a touchdown pass in his fifth straight game. **Minnesota (10/1):** Helped Penn State to 471 yards of total offense, the most since racking up an identical total vs. Rutgers in 2015...Protected Trace McSorley to the tune of 408 yards of total offense (335 passing, 73 rushing), the third-highest total in school history. **Maryland (10/8):** Paved the way for 372 total rushing yards, the third-highest total for a

Penn State team in Big Ten play and fourth-most in a game and fourth-most in any game for Penn State in the last 20 years...Guided the offense to 524 total yards, the most since 2014 vs. UCF (511) and the most in Big Ten play since 2012 vs. Indiana (546).



21
AMANI
ORUWARIYE

6-1 ▶ 201 ▶ Jr./So. Eligible
Cornerback ▶ Tampa, Fla.

» 2016

Season: Appeared in four games. **Kent State (9/3):** Made two tackles...Recorded his first career interception in the third quarter and returned it 30 yards for a touchdown...It was the first interception return for a touchdown since 2014 vs. Temple (Haley). **at Pitt (9/10):** Logged two solo stops. **Temple (9/17):** Made one assisted tackle. **at Michigan (9/24):** Made a career-high three stops.

» 2016 GAME-BY-GAME

Tackles (Solo-Assisted-Total)

KENT STATE 0-2-2; at Pitt 2-0-2; TEMPLE 0-1-1; at Michigan 2-1-3; MINNESOTA DNP; MARYLAND DNP; OHIO STATE DNP.

» ORUWARIYE'S CAREER STATISTICS & GAME HIGHS

	UA-A	TK	FF	FR	I	PBU	SACK	TFL
2015	1-4	5	-	-	-	1	-	-
2016	4-4	8	-	-	1	-	-	-
CAREER	5-8	13	-	-	-	1	-	-

Tackles 3; at Michigan, 9/24/16
Interceptions 1; Kent State, 9/3/16
Long Interception Return 30 yards; Kent State, 9/3/16
Pass Breakups 1; Illinois, 10/31/15




73
PARIS
PALMER

6-7 ▶ 300 ▶ Sr./Sr. Eligible
Tackle ▶ Plymouth, N.C.

» 2016

Season: Appeared in seven games with one start...Made his first start of the season vs. Ohio State (10/22). **Maryland (10/8):** Saw his most extensive action of the season after entering the game at left tackle following Andrew Nelson's second quarter injury...Helped paved the way for 372 total rushing yards, the third-highest total for a Penn State team in Big Ten play and fourth-most in a game and fourth-most in any game for Penn State in the last 20 years...Guided the offense to 524 total yards, the most since 2014 vs. UCF (511) and the most in Big Ten play since 2012 vs. Indiana (546). **Ohio State (10/22):** Cleared the way for Saquon Barkley's 99 rushing yards.



89
TOM
PANCOAST

6-3 ▶ 235 ▶ Sr./Jr. Eligible
Tight End/H-Back ▶ West Chester, Pa.


» 2016

Season: Appeared in seven games.

» 2016 GAME-BY-GAME

Receiving (Receptions-Yards-TD)

KENT STATE 0-0-0; at Pitt 0-0-0; TEMPLE 0-0-0; at Michigan 0-0-0; MINNESOTA 0-0-0; MARYLAND 0-0-0; OHIO STATE 0-0-0.



92
DANIEL
PASQUARIELLO

6-1 ▶ 197 ▶ Jr./Jr. Eligible
Punter ▶ Melbourne, Victoria, Australia

» CAREER NOTES & RECORDS

Ranks 12th on Penn State's career punting list with a 38.7 career yards per punt average.

» 2016

Season: Appeared in one game. **Maryland (10/8):** Hit two punts for an average of 37.5 yards...Pinned two punts inside the Maryland 20...Both punts came in the second half.

» PASQUARIELLO'S CAREER PUNTING STATISTICS & GAME HIGHS

	Punts	Yards	Avg.	I-20	FC	50+	LG	BLK
2014	47	1,754	37.3	13	11	1	63	-
2015	58	2,314	39.9	12	10	9	60	-
2016	2	75	37.5	2	1	-	38	-
CAREER	107	4,143	38.7	27	22	10	63	-

Punt Attempts 9; Twice: Last at Northwestern, 11/7/15
Punt Yards 374; at Northwestern, 11/7/15
Longest Punt 63 yards; vs. Michigan State, 11/29/14

Tackles 1; Twice: Last at Temple, 9/5/15



10
BRANDON
POLK

5-9 ▶ 175 ▶ So./So. Eligible
Wide Receiver ▶ Ashburn, Va.

» 2016

Season: Appeared in three games. **at Pitt (9/10):** Made one catch for four yards. **Temple (9/17):** Had one catch for 14 yards...Returned the opening kickoff for 35 yards, a career long effort.

» 2016 GAME-BY-GAME

Receiving (Receptions-Yards-TD)

KENT STATE 0-0-0; at Pitt 1-4-0; Temple 1-14-0; at Michigan DNP; MINNESOTA DNP; MARYLAND DNP; OHIO STATE DNP.

» POLK'S CAREER OFFENSIVE STATISTICS & GAME HIGHS

SEASON	Att.-Yds.	Avg.	TD	LG	Rec.-Yds.	Avg.	TD	LG
2015	18-159	8.8	1	33	6-57	9.5	1	39
2016	-	-	-	-	2-18	9.0	-	14
CAREER	18-159	8.8	1	33	8-75	9.4	1	39

Rushing attempts 3; Three Times: Last vs. Georgia, 1/2/16
Rushing Yards 50; at Temple, 9/5/15
Rushing Touchdowns 1; Buffalo, 9/12/15
Longest Rush 33 yards; at Temple, 9/5/15

Receptions 2; Indiana, 10/10/15
Receiving Yards 46; Indiana, 10/10/15
Receiving Touchdowns 1; Indiana, 10/10/15
Longest Reception 39 yards; Indiana, 10/10/15

All-Purpose Yards 89; at Ohio State, 10/17/15

» 2016 GAME-BY-GAME

Kickoff Returns (Returns-Yards-TD-YPR)

KENT STATE 0-0-0-0.0; at Pitt 0-0-0-0.0; TEMPLE 1-35-0-35.0; at Michigan DNP; MINNESOTA DNP; MARYLAND DNP; OHIO STATE DNP.

» POLK'S CAREER KICKOFF RETURN STATISTICS & GAME HIGHS

	No.	Yds.	Avg.	TD	LG
2015	10	209	20.9	-	33
2016	1	35	35.0	-	35
CAREER	11	244	22.2	-	35

Kick Returns 4; at Ohio State, 10/17/15
Kick Return Yards 79; at Ohio State, 10/17/15



@PennStateFBall



PSUFBall

2016

PSUnivaled.com

GoPSUsports.com

Long Kick Return 35 yards; Temple, 9/17/16



29
JOHN
REID

5-10 ▶ 191 ▶ So./So. Eligible

Cornerback ▶ Mount Laurel, N.J.

» 2016

Awards: Named to the *Pro Football Focus* Big Ten Team of the Week after his showing vs. Maryland (10/8).

Season: Started seven games. **Rankings:** No. 48 in the NCAA and No. 5 in the Big Ten in punt return average (7.2 ypr). **Kent State (9/3):** Totaled four tackles...Combined with Antoine White for his first career sack, a takedown of Mylik Mitchell in the fourth quarter...Returned four punts for 22 yards...Posted a long return of 21 yards in the third quarter...Penn State's seven sacks were the most since logging seven at Northwestern in 2011. **at Pitt (9/10):** Tied his career high with five stops...Recovered his second career fumble in the fourth quarter, helping lead to a Tyler Davis field goal...Returned four punts for 61 yards...Broke a career-long 59 yard return in the first quarter, the longest punt return for the Nittany Lions since Derrick Williams' 63-yard return for a TD at Wisconsin in 2008. **Temple (9/17):** Sealed the game with an interception of Phillip Walker, returning it 14 yards...Logged four tackles...Combined with Parker Cothren on a tackle for loss in the third quarter...Returned five punts for 32 yards, including a 29-yarder in the first quarter. **at Michigan (9/24):** Posted three tackles. **Minnesota (10/1):** Registered one tackle...Added one pass breakup...Returned two punts. **Maryland (10/8):** Tied his career high with five tackles...Had a career-high tying two pass breakups...Logged one tackle for loss on a second quarter stop behind the line of scrimmage on a wide receiver screen in the second quarter...A part of a defense that allowed a season-low 11 first downs...Helped limit Maryland 14 points - all in the first half - 170 rushing yards and 270 yards of total offense, after the Terps entered averaging 43.2 points, 300.0 rushing and 466.2 yards of total offense per game...Returned one punt for eight yards. **Ohio State (10/22):** Made three stops...Added two pass breakups...Returned two punts for four yards with a long of nine yards...Helped the defense hold Ohio State scoreless in two quarters for the first time since Michigan State in 2015, which was Ohio State's last loss.

» 2016 GAME-BY-GAME

Tackles (Solo-Assisted-Total)

KENT STATE 2-2-4; at Pitt 3-2-5; TEMPLE 2-2-4; at Michigan 1-2-3; MINNESOTA 1-0-1; MARYLAND 3-2-5; OHIO STATE 1-2-3.

» REID'S CAREER STATISTICS & GAME HIGHS

	UA-A	TK	FF	FR	I	PBU	SACK	TFL
2015	18-11	29	1	1	2	5	-	1.0-2
2016	13-12	25	-	1	1	5	0.5-3	2.0-10
CAREER	31-23	54	1	2	3	10	0.5-3	3.0-12

Tackles 5; Three Times: Last: Maryland, 10/8/16
Tackles for Loss 1.0; Twice, Last: Maryland, 10/8/16
Sacks: 0.5; Kent State, 9/3/16
Forced Fumbles 1; vs. Maryland, 10/24/15
Fumble Recoveries 1; Twice: Last at Pitt, 9/10/16
Interceptions 1; Three Times: Last Temple, 9/17/16
Long Interception Return 44 yards; Rutgers, 9/19/15
Pass Breakups 2; Three Times, Last: Ohio State, 10/22/16

» 2016 GAME-BY-GAME

Punt Returns (Returns-Yards-TD-YPR)

KENT STATE 4-22-0-5.5; 4-61-0-15.2; TEMPLE 5-32-0-7.8; at Michigan 0-0-0-0.0; MINNESOTA 2-2-0-1.0; MARYLAND 1-8-0-8.0; OHIO STATE 2-4-0-2.0.

» REID'S CAREER PUNT RETURN STATISTICS & GAME HIGHS

	No.	Yds.	Avg.	TD	LG
2016	18	129	7.1	-	59
CAREER	18	129	7.1	-	59

Punt Returns 5; Temple, 9/17/16
Punt Return Yards 61; at Pitt, 9/10/16
Longest Punt Return 59 yards; at Pitt, 9/10/16

All-Purpose Yards 61; at Pitt, 9/10/16



b
ANDRE
ROBINSON

5-9 ▶ 216 ▶ So./Fr. Eligible

Running Back ▶ Mechanicsburg, Pa.

» 2016

Season: Appeared in five games...One of 22 freshmen (18 redshirt, 4 true) to appear in 2016. **Kent State (9/3):** Made his collegiate debut...Rushed one time for a loss of two yards. **at Pitt (9/10):** Had one rush for four yards. **Temple (9/17):** Posted career highs for rushing attempts (6), yards (24) and touchdowns (1)...Scored first career touchdown on a 3-yard plunge in the first quarter. **at Michigan (9/24):** Had one carry for three yards. **Minnesota (10/1):** Registered his first career reception for two yards in the second quarter.

» 2016 GAME-BY-GAME

Rushing (Carries-Yards-TD)

KENT STATE 1-(-2)-0; at Pitt 1-4-0; TEMPLE 6-24-1; at Michigan 1-3-0; MINNESOTA 0-0-0; MARYLAND DNP; OHIO STATE DNP.

Receiving (Receptions-Yards-TD)

KENT STATE 0-0-0; at Pitt 0-0-0; TEMPLE 0-0-0; at Michigan 0-0-0; MINNESOTA 1-2-0; MARYLAND DNP; OHIO STATE DNP.

» ROBINSON'S CAREER OFFENSIVE STATISTICS & GAME HIGHS

	Att.-Yds.	Avg.	TD	LG	Rec.-Yds.	Avg.	TD	LG
2016	9-29	3.2	1	12	1-2	2.0	-	2
CAREER	9-29	3.2	1	12	1-2	2.0	-	2

Rushing attempts 6; Temple, 9/17/16
Rushing Yards 24; Temple, 9/17/16
Rushing Touchdowns 1; Temple, 9/17/16
Longest Rush 12 yards; Temple, 9/17/16

Receptions 1; Minnesota, 10/1/16
Receiving Yards 2; Minnesota, 10/1/16
Longest Receptions 2 yards; Minnesota, 10/1/16



24
MILES
SANDERS

5-11 ▶ 205 ▶ Fr./Fr. Eligible

Running Back ▶ Pittsburgh, Pa.

» 2016

Season: Appeared in six games...One of 22 freshmen (18 redshirt, 4 true) to appear in 2016. **Rankings:** Ranks No. 69 in the NCAA and No. 10 in the Big Ten in kickoff return average (21.5 ypr). **Kent State (9/3):** Made his collegiate debut...Returned two kickoffs for 36 yards...Posted a long kickoff return of 19 yards in the second quarter. **at Pitt (9/10):** Returned two kickoffs for 50 yards...Had a long return of 33 yards. **Temple (9/17):** Carried three times for 27 yards...Made his first career carry early in the second quarter, gaining six yards...Had a long rush of 19 yards in the second quarter...Returned one kickoff for 31 yards. **at Michigan (9/24):** Carried twice for 14 yards...Made his first career reception for three yards on Penn State's fourth quarter touchdown drive...Returned a career-high three kickoff for a career-best 67 yards. **Maryland (10/8):** Carried the ball just once in the game, scoring his first career touchdown on a 25-yard burst in the fourth quarter...Returned three kickoffs for 50 yards. **Ohio State (10/22):** Returned four kickoffs for a career-best 89 yards...Had a long return of 27 yards in the in the third quarter...Rushed once for minus-10 yards.

» 2016 GAME-BY-GAME

Rushing (Carries-Yards-TD)

KENT STATE 0-0-0; at Pitt 0-0-0; TEMPLE 3-27-0; at Michigan 2-14-0; MINNESOTA DNP; MARYLAND 1-25-1; OHIO STATE 1-(-10)-0.

Receiving (Receptions-Yards-TD)

KENT STATE 0-0-0; at Pitt 0-0-0; TEMPLE 0-0-0; at Michigan 1-3-0;

MINNESOTA DNP; MARYLAND 0-0-0; OHIO STATE 0-0-0.

» SANDERS' CAREER OFFENSIVE STATISTICS & GAME HIGHS

	Att.-Yds.	Avg.	TD	LG	Rec.-Yds.	Avg.	TD	LG
2016	7-56	8.0	1	25	1-3	3.0	-	3
CAREER	7-56	8.0	1	25	1-3	3.0	-	3

Rushing attempts 3; Temple, 9/17/16
Rushing Yards 27; Temple, 9/17/16
Rushing Touchdowns 1; Maryland, 10/8/16
Longest Rush 25 yards; Maryland, 10/8/16

Receptions 1; at Michigan, 9/24/16
Receiving Yards 3; at Michigan, 9/24/16
Longest Receptions 3 yards; at Michigan, 9/24/16

» 2016 GAME-BY-GAME


Kickoff Returns (Returns-Yards-TD-YPR)

KENT STATE 2-36-0-18.0; 2-50-0-25.0; 1-31-0-31.0; at Michigan 3-67-0-22.3; MARYLAND 3-50-0-16.7; OHIO STATE 4-89-0-22.2.

» SANDERS' CAREER KICKOFF RETURN STATISTICS & GAME HIGHS

	No.	Yds.	Avg.	TD	LG
2016	15	323	21.5	-	33
CAREER	15	323	21.5	-	33

Kickoff Returns 4; Ohio State, 10/22/16
Kickoff Return Yards 89; Ohio State, 10/22/16
Longest Kickoff Return 33 yards; at Pitt, 9/10/16



94
EVAN
SCHWAN

6-6 ▶ 263 ▶ Gr./Sr. Eligible

Defensive End ▶ Harrisburg, Pa.

» 2016

Season: Appeared in six games with five starts...Made his first collegiate start vs. Kent State (9/3)...One of 14 first time starters in 2016. **Kent State (9/3):** Tied his career high with four stops...Notched his first solo tackle for loss with a tackle behind the line in the second quarter. **Minnesota (10/1):** Made three tackles...Notched his first career sack in overtime to force Minnesota into a third-and-long situation. **Maryland (10/8):** Tied a career high with four stops...Posted his second straight game with a sack, notching his second career quarterback takedown on the Terps opening drive...A part of a defense that allowed a season-low 11 first downs...Helped limit Maryland 14 points - all in the first half - 170 rushing yards and 270 yards of total offense, after the Terps entered averaging 43.2 points, 300.0 rushing and 466.2 yards of total offense per game. **Ohio State (10/22):** Made three tackles...Had two combined sacks...Teamed with Garrett Sicksels on a third quarter takedown of J.T. Barrett...Combined with Kevin Givens on a fourth down sack of J.T. Barrett to seal Penn State's first win over a Top 2 team since 1990 (at No. 1 Notre Dame) and the first at home since 1982 (No. 2 Nebraska)...Helped the defense hold Ohio State scoreless in two quarters for the first time since Michigan State in 2015, which was Ohio State's last loss...Helped the defense to a season-high 11.0 tackles for loss, the most TFLs since posting 11.0 vs. Maryland in 2015...The 11.0 tackles for loss are the most yielded by the Buckeyes since giving up 11.0 vs. Alabama (2015)...The 6.0 sacks given up by Ohio State are the most since yielding 7.0 against Virginia Tech (2014).

» 2016 GAME-BY-GAME

Tackles (Solo-Assisted-Total)

KENT STATE 2-2-4; at Pitt 0-0-0; TEMPLE DNP; at Michigan 0-0-0; MINNESOTA 3-0-3; MARYLAND 2-2-4.

» SCHWAN'S CAREER STATISTICS & GAME HIGHS

	UA-A	TK	FF	FR	I	PBU	SACK	TFL
2013	1-3	4	-	-	-	-	-	0.5-0
2014	4-2	6	-	-	-	-	-	-
2015	8-13	21	-	-	-	1	-	0.5-0
2016	8-6	14	-	-	-	-	3.0-21	4.0-24
CAREER	21-24	45	-	-	-	1	3.0-21	5.0-24

Tackles 4; Four Times: Last Maryland, 10/8/16
Tackles for Loss 1.0; Four Times Last: Ohio State, 10/22/16



@PennStateFBall



PSUFBall

2016

PSUnivald.com

GoPSUsports.com

Sacks 1.0; Three Times; Last Ohio State, 10/22/16
 Pass Breakups 1; Indiana, 10/10/15



4
NICK
SCOTT

5-11 ▶ 200 ▶ Jr./So. Eligible
 Safety ▶ Fairfax, Va.

» 2016

Season: Appeared in seven games...Ranks No. 2 on the team in special teams tackles (5). **Kent State (9/3):** Made one tackle...Returned two kickoffs for 52 yards, including a long of 30 in the second quarter. **at Pitt (9/10):** Made one stop, an assisted special team stop with Troy Apke...Returned two kickoffs for 43 yards...Had a long return of 29 yards. **Temple (9/17):** Returned one kickoff for 17 yards. **Minnesota (10/1):** Returned one kickoff for 26 yards. **Maryland (10/8):** Logged a career-high three stops, all coming on special teams.

» 2016 GAME-BY-GAME

Tackles (Solo-Assisted-Total)

KENT STATE 0-1-1; at Pitt 0-1-1; TEMPLE 0-0-0; at Michigan 0-0-0; MINNESOTA 0-0-0; MARYLAND 1-2-3; OHIO STATE 0-0-0.

» SCOTT'S CAREER STATISTICS & GAME HIGHS

	UA-A	TK	FF	FR	I	PBU	SACK	TFL
2015	5-3	8	-	-	-	-	-	-
2016	1-4	5	-	-	-	-	-	-
CAREER	6-7	13	-	-	-	-	-	-

Tackles 3; Maryland, 10/8/15

» 2016 GAME-BY-GAME

Kickoff Returns (Returns-Yards-TD-YPR)

KENT STATE 2-52-0-26.0; at Pitt 2-43-0-21.5; TEMPLE 1-17-0-17.0; at Michigan 0-0-0-0.0; MINNESOTA 1-26-0-26.0; MARYLAND 0-0-0-0.0; OHIO STATE 0-0-0-0.0.

» SCOTT'S CAREER KICKOFF RETURN STATISTICS & GAME HIGHS

	No.	Yds.	Avg.	TD	LG
2015	13	310	23.8	-	58
2016	6	138	23.0	-	30
CAREER	19	448	23.6	-	58

Kick Returns 4; vs. Maryland, 10/24/15

Kick Return Yards 85; vs. Maryland, 10/24/15

Long Kick Return 58 yards; Buffalo, 9/12/15



90
GARRETT
SICKELS

6-4 ▶ 260 ▶ Sr./Jr. Eligible
 Defensive End ▶ Red Bank, N.J.

» 2016

Awards: Named to the *Pro Football Focus* Big Ten Team of the Week following his performance vs. No. 2 Ohio State (10/22).

Season: Appeared in seven games with six starts. **Kent State (9/3):** Collected six tackles...Tied his career high with 1.0 sack...Combined with Nyeem Wartman-White on a second quarter sack and Antoine White on a fourth quarter sack...Combined with Jordan Smith for a tackle for loss in the third quarter...Penn State's seven sacks were the most since logging seven at Northwestern in 2011. **at Pitt (9/10):** Logged three solo stops. **Temple (9/17):** Registered three tackles...Combined with Parker Cothren for a sack of Phillip Walker in the fourth quarter...A part of a front seven that limited Temple to just 38 rushing yards, the fewest since holding Illinois to 37 yards on the ground in 2015. **at Michigan (9/24):** Made two tackles. **Minnesota (10/1):** Had one stop...Combined with Kevin Givens on a fourth quarter tackle for loss. **Maryland (10/8):** Registered a quarterback sack for his lone stop of the game...A part of a defense that allowed a season-low 11 first downs...Helped limit Maryland 14 points - all in the first half - 170 rushing yards and 270

yards of total offense, after the Terps entered averaging 43.2 points, 300.0 rushing and 466.2 yards of total offense per game. **Ohio State (10/22):** Totaled career highs for tackles (9), tackles for loss (3.5) and sacks (2.5), all coming in the second half...Made two solo takedowns of J.T. Barrett and combined with Evan Schwan for another sack...Added a solo TFL on Curtis Samuel...Helped the defense hold Ohio State scoreless in two quarters for the first time since Michigan State in 2015, which was Ohio State's last loss...Helped the defense to a season-high 11.0 tackles for loss, the most TFLs since posting 11.0 vs. Maryland in 2015...The 11.0 tackles for loss are the most yielded by the Buckeyes since giving up 11.0 vs. Alabama (2015)...The 6.0 sacks given up by Ohio State are the most since yielding 7.0 against Virginia Tech (2014).

» 2016 GAME-BY-GAME

Tackles (Solo-Assisted-Total)

KENT STATE 1-5-6; at Pitt 3-0-3; TEMPLE 2-1-3; at Michigan 1-1-2; MINNESOTA 0-1-1; MARYLAND 1-0-1; OHIO STATE 3-6-9.

» SICKELS' CAREER STATISTICS & GAME HIGHS

	UA-A	TK	FF	FR	I	PBU	SACK	TFL
2014	7-4	11	-	-	-	-	2.0-10	3.0-12
2015	13-22	35	1	2	-	1	3.0-19	5.0-26
2016	11-14	25	-	-	-	-	5.0-35	7.0-39
CAREER	31-40	71	1	2	-	1	10.0-64	15.0-77

Tackles 9; Ohio State, 10/22/16

Tackles for Loss 3.5; Ohio State, 10/22/16

Sacks 2.5; Ohio State, 10/22/16

Forced Fumbles 1; San Diego State, 9/26/15

Fumble Recoveries 1; Twice: Last vs. Maryland 10/24/15

Pass Breakups 1; San Diego State, 9/26/15



64
ZACH
SIMPSON

6-3 ▶ 292 ▶ So./Fr. Eligible
 Guard ▶ Hollidaysburg, Pa.

» 2016

Season: Appeared in five games...One of 22 freshmen (18 redshirt, 4 true) to appear in 2016. **Temple (9/17):** Made his collegiate debut on special teams. **at Michigan (9/24):** Saw snaps on kickoff return. **Minnesota (10/1):** Was a part of the kickoff return team. **Maryland (10/1):** Was a part of the kickoff return team. **Ohio State (10/22):** Appeared on kickoff return.



47
BRANDON
SMITH

6-0 ▶ 228 ▶ Sr./Jr. Eligible
 Linebacker ▶ Winfield, Pa.

» 2016

Awards: Selected Big Ten Defensive Player of the Week on Oct. 10 after his 14-tackle effort vs. Maryland.

Season: Appeared in seven games with two starts...Made his first career start at Michigan (9/24)...One of 14 first time starters in 2016...Played just three defensive snaps in his career (all in 2016) and just 44 career snaps prior to playing 68 snaps vs. Temple (9/17). **Temple (9/17):** Made eight tackles - four solo - after entering the game midway through the second quarter...Combined with Torrence Brown for his first career tackle for loss...Logged first career pass breakup...A part of a front seven that limited Temple to just 38 rushing yards, the fewest since holding Illinois to 37 yards on the ground in 2015. **at Michigan (9/24):** Made two tackles...Had a career-high 1.0 tackle for loss, a solo stop behind the line of scrimmage in the first quarter...Missed the final three quarters after being disqualified from the game near the start of the second quarter. **Minnesota (10/1):** Notched seven stops, including a combined tackle for loss with Parker Cothren in the first quarter...Had one pass breakup. **Maryland (10/1):** Earned Big Ten Defensive Player of the Week on

Oct. 10 after logging a career-high 14 tackles...Made his first career interception in the first quarter...Combined with Koa Farmer on a third quarter tackle for loss and Jordan Smith on a fourth quarter takedown behind the line of scrimmage...A part of a defense that allowed a season-low 11 first downs...Helped limit Maryland 14 points - all in the first half - 170 rushing yards and 270 yards of total offense, after the Terps entered averaging 43.2 points, 300.0 rushing and 466.2 yards of total offense per game. **Ohio State (10/22):** Totaled four tackles...Helped the defense hold Ohio State scoreless in two quarters for the first time since Michigan State in 2015, which was Ohio State's last loss.

» 2016 GAME-BY-GAME

Tackles (Solo-Assisted-Total)

KENT STATE 0-0-0; at Pitt 0-0-0; TEMPLE 4-4-8; at Michigan 1-1-2; MINNESOTA 2-5-7; MARYLAND 2-12-14; OHIO STATE 1-3-4.

» SMITH'S CAREER STATISTICS & GAME HIGHS

	UA-A	TK	FF	FR	I	PBU	SACK	TFL
2014	-	-	-	-	-	-	-	-
2015	0-1	1	-	-	-	-	-	-
2016	10-25	35	-	-	1	2	-	3.0-5
CAREER	10-26	36	-	-	1	2	-	3.0-5

Tackles 14; Maryland, 10/8/16

Tackles for Loss 1.0; Twice: Last Maryland, 10/8/16

Interceptions 1; Maryland, 10/8/16

Pass Breakups 1; Twice: Last Minnesota, 10/1/16



12
JORDAN
SMITH

5-10 ▶ 185 ▶ Sr./Sr. Eligible
 Cornerback ▶ Washington, D.C.

» 2016

Season: Appeared in six games. **Kent State (9/3):** Posted one tackle...Tied a career high with 0.5 tackle for loss...Lone stop was a combined tackle for loss with Garrett Sickels in the third quarter. **Minnesota (10/1):** Logged a career-high four tackles...Posted his first career interception, a pick in the end zone to end a Gopher scoring threat...The interception marked the first time in 2016 Minnesota didn't score when in the red zone...Added a career-best two pass breakups. **Maryland (10/1):** Had two tackles, including a combined tackle for loss with Brandon Smith in the fourth quarter. **Ohio State (10/22):** Contributed a big pass breakup on a deep pass on second-and-2 during Ohio State's final drive.

» 2016 GAME-BY-GAME

Tackles (Solo-Assisted-Total)

KENT STATE 1-0-1; at Pitt DNP; TEMPLE 0-0-0; at Michigan 0-0-0; MINNESOTA 2-2-4; MARYLAND 0-2-2; OHIO STATE 0-0-0.

» SMITH'S CAREER STATISTICS & GAME HIGHS

	UA-A	TK	FF	FR	I	PBU	SACK	TFL
2013	3-2	5	-	-	-	-	-	-
2014	-	-	-	-	-	-	-	-
2015	1-3	4	-	-	-	-	-	0.5-1
2016	2-5	7	-	-	1	3	-	1.0-5
CAREER	6-10	16	-	-	1	3	-	1.5-6

Tackles 4; Minnesota, 10/1/16

Tackles for Loss 0.5; Three Times: Last Maryland, 10/8/16

Interceptions 1; Minnesota, 10/1/16

Pass Breakups 2; Minnesota, 10/1/16



@PennStateFBall



PSUFball

2016

PSUnivaled.com

GoPSUsports.com



2
TOMMY
STEVENS

6-4 ▶ 218 ▶ So./Fr. Eligible

Quarterback ▶ Indianapolis, Ind.

» 2016

Season: Appeared in two games...One of 22 freshmen (18 redshirt, 4 true) to appear in 2016. **Kent State (9/3):** Made his collegiate debut. **Maryland (10/1):** Saw snaps at quarterback in the fourth quarter, but did not throw a pass...Carried the ball four times for 36 yards.

» 2016 GAME-BY-GAME

Rushing (Carries-Yards-TD)

KENT STATE 0-0-0; at Pitt DNP; Temple DNP; at Michigan DNP; MINNESOTA DNP; MARYLAND 4-36-0; OHIO STATE DNP.

» STEVENS' CAREER OFFENSIVE STATISTICS & GAME HIGHS

SEASON	Att.-Yds.	Avg.	TD	LG	Rec.-Yds.	Avg.	TD	LG
2016	4-36	9.0	-	13	-	-	-	-
CAREER	4-36	9.0	-	13	-	-	-	-

Rushing attempts 4; Maryland, 10/8/16
Rushing Yards 36; Maryland, 10/8/16
Longest Rush 13 yards; Maryland, 10/8/16



17
GARRETT
TAYLOR

6-0 ▶ 193 ▶ So./Fr. Eligible

Cornerback ▶ Richmond, Va.

» 2016

Season: Appeared in seven games...One of 22 freshmen (18 redshirt, 4 true) to appear in 2016. **Kent State (9/3):** Made his collegiate debut. **Maryland (10/1):** Made his first collegiate tackle in the second quarter on kickoff coverage. **Ohio State (10/22):** Made a solo stop on punt return in the second quarter to pin Ohio State at their own 11-yard line to start the drive.

» 2016 GAME-BY-GAME

Tackles (Solo-Assisted-Total)

KENT STATE 0-0-0; at Pitt 0-0-0; TEMPLE 0-0-0; at Michigan 0-0-0; MINNESOTA 0-0-0; MARYLAND 0-1-1; OHIO STATE 1-0-1.

» TAYLOR'S CAREER STATISTICS & GAME HIGHS

	UA-A	TK	FF	FR	I	PBU	SACK	TFL
2016	1-1	2	-	-	-	-	-	-
CAREER	1-1	2	-	-	-	-	-	-

Tackles 1; Twice: Last Ohio State, 10/22/16



20
JOHNATHAN
THOMAS

5-11 ▶ 220 ▶ Jr./So. Eligible

Linebacker ▶ Peabody, Mass.

» 2016

Season: Appeared in three games.

» 2016 GAME-BY-GAME

Tackles (Solo-Assisted-Total)

KENT STATE 0-0-0; at Pitt DNP; TEMPLE 0-0-0; at Michigan DNP; MINNESOTA 0-0-0; MARYLAND DNP; OHIO STATE DNP.



3
DeANDRE
THOMPKINS

5-11 ▶ 190 ▶ Jr./So. Eligible

Wide Receiver ▶ Hubert, N.C.

» 2016

Season: Appeared in seven games with six starts...Made his first career start at Pitt...One of 14 first time starters in 2016. **Rankings:** Sits No. 33 nationally and No. 3 in the Big Ten in yards per reception (18.2 ypr). **Kent State (9/3):** Made one catch for 43 yards. **at Pitt (9/10):** Made his first collegiate start...Made three receptions for 87 receiving yards...On Penn State's third scoring drive, made a 14-yard grab on third-and-8 and a 39-yard catch to set up first-and-goal from the Pitt 2-yard line...Had a 34-yard catch and run on fourth-and-16 in the fourth quarter. **Temple (9/17):** Made three grabs for 36 yards. **at Michigan (9/24):** Made three catches...Netted minus-1 yards...Had two tackles. **Minnesota (10/1):** Made a career-high four catches...Totaled 72 yards on the day...Made a then-career-long 53 yard reception in the first quarter. **Maryland (10/1):** Led all players with a career-high 91 receiving yards on four receptions...Hauled in a career-long 70-yard catch for his first career touchdown catch to end the third quarter.

» 2016 GAME-BY-GAME

Receiving (Receptions-Yards-TD)

KENT STATE 1-43-0; at Pitt 3-87-0; TEMPLE 3-36-0; at Michigan 3-(-1)-0; MINNESOTA 4-72-0; MARYLAND 4-91-1; OHIO STATE 0-0-0.

» THOMPKINS' CAREER OFFENSIVE STATISTICS & GAME HIGHS

	Att.-Yds.	Avg.	TD	LG	Rec.-Yds.	Avg.	TD	LG
2015	5-12	2.4	1	6	3-33	11.0	-	31
2016	-	-	-	-	18-238	18.2	1	70
CAREER	5-12	2.4	1	6	21-361	17.2	1	70

Rush Attempts 2; Twice: Last Indiana, 10/10/15
Rush Yards 11; Indiana, 10/10/15
Rushing TDs 1; Rutgers, 9/19/15
Long Rush 6 yards; Indiana, 10/10/15

Receptions 4; Twice: Last Maryland, 10/8/16
Receiving Yards 91; Maryland, 10/8/16
Receiving Touchdowns 1; Maryland, 10/8/16
Long Reception 70 yards; Maryland, 10/8/16

Total Offense Yards 91; Maryland, 10/8/16
All-Purpose Yards 91; Maryland, 10/8/16



25
VON
WALKER

5-11 ▶ 213 ▶ Sr./Sr. Eligible

Linebacker ▶ Mill Hall, Pa.

» 2016

Season: Appeared in seven games...Selected team captain for the second time in his career...One of only eight Penn State players named two-time team captain. **at Pitt (9/10):** Made one solo stop...Collected a solo hit on the opening kickoff of the fourth quarter. **Minnesota (10/1):** Made one tackle. **Maryland (10/1):** Made one tackle on special teams. **Ohio State (10/22):** Made a pair of solo stops on special teams.

» 2016 GAME-BY-GAME

Tackles (Solo-Assisted-Total)

KENT STATE 0-0-0; at Pitt 1-0-1; TEMPLE 0-0-0; at Michigan 0-0-0; MINNESOTA 1-0-1; MARYLAND 1-0-1; OHIO STATE 2-0-2.

» WALKER'S CAREER STATISTICS & GAME HIGHS

	UA-A	TK	FF	FR	I	PBU	SACK	TFL
2013	3-1	4	-	-	-	-	-	-
2014	5-7	12	-	-	-	-	-	1.0-2
2015	6-4	10	-	1	-	-	-	-
2016	5-0	5	-	-	-	-	-	-
CAREER	19-12	31	-	1	0	0	-	1.0-2

Tackles 3; Three Times: Last Army, 10/3/15
Tackles for Loss 1.0; Massachusetts, 9/20/14
Fumble Recoveries 1; Army, 10/3/15
Blocked Kicks 1; Michigan, 11/21/15



5
NY'EEM
WARTMAN-WHITE

6-1 ▶ 240 ▶ Gr./Sr. Eligible

Linebacker ▶ Philadelphia, Pa.

» 2016

Awards: Selected to the Butkus Award Preseason Watch List.

Season: Started three games...Will miss the remainder of the season after suffering an injury in the first quarter against Temple (9/17). **Kent State (9/3):** Returned to the field after suffering an injury (knee) in the 2015 season opener...Made five stops...Combined with Garrett Sicksels for a sack of Justin Agner in the second quarter...Penn State's seven sacks were the most since logging seven at Northwestern in 2011...Broke up two passes. **at Pitt (9/10):** Tied for game high with nine stops, including seven solo hits...Had a career-high 3.0 tackles for loss in the game...Made solo stops behind the line of scrimmage twice in the second quarter and one in the third quarter. **Temple (9/17):** Left the game in the first quarter.

» 2016 GAME-BY-GAME

Tackles (Solo-Assisted-Total)

KENT STATE 1-4-5; at Pitt 7-2-9; TEMPLE 0-0-0; at Michigan INJ; MINNESOTA INJ; MARYLAND INJ; OHIO STATE INJ.

» WARTMAN-WHITE'S CAREER STATISTICS & GAME HIGHS

	UA-A	TK	FF	FR	I	PBU	SACK	TFL
2012	1-0	1	-	-	-	-	-	-
2013	17-15	32	1	-	-	4	1.0-4	2.5-8
2014	32-43	75	-	-	1	-	-	3.5-5
2015	2-0	2	-	-	-	-	-	-
2016	8-6	14	-	-	-	2	0.5-4	3.5-8
CAREER	60-64	124	1	-	1	6	1.5-8	9.5-21

Tackles 11; vs. Boston College, 12/27/14
Sacks 1.0; Purdue, 11/16/13
Tackles for Loss 3.0; at Pitt, 9/10/16
Interceptions 1; at Indiana, 11/8/14
Long Interception Return 13 yards; at Indiana, 11/8/14
Forced Fumbles 1; Purdue, 11/16/13
Pass Breakups 3; Eastern Michigan, 9/7/13



@PennStateFBall



PSUFBall

2016

PSUnivald.com

GoPSUsports.com



93
ANTOINE
WHITE

6-2 > 290 > Jr./So. Eligible

Defensive Tackle > Millville, N.J.

» 2016

Season: Appeared in seven games. **Kent State (9/3):** Logged five tackles...Had 1.5 sacks in the game, combining with Parker Cothren and Garrett Sickels on separate quarterback take downs during Kent State's first drive of the fourth quarter...Later combined with John Reid on a fourth quarter sack...Penn State's seven sacks were the most since logging seven at Northwestern in 2011. **at Pitt (9/10):** Made three tackles, including one solo. **at Michigan (9/24):** Notched four tackles. **Minnesota (10/1):** Collected two tackles. **Maryland (10/1):** Logged one stop.

» 2016 GAME-BY-GAME

Tackles (Solo-Assisted-Total)

KENT STATE 1-4-5; at Pitt 1-2-3; TEMPLE 0-0-0; at Michigan 3-1-4; MINNESOTA 1-1-2; MARYLAND 0-1-1; OHIO STATE 0-0-0.


» WHITE'S CAREER STATISTICS & GAME HIGHS

	UA-A	TK	FF	FR	I	PBU	SACK	TFL
2015	4-8	12	-	-	-	-	1.0-5	1.5-6
2016	6-9	15	-	-	-	-	1.5-10	1.5-10
CAREER	10-17	27	-	-	-	-	2.5-15	3.0-16

Tackles5; Kent State, 9/3/16

Sacks 1.5; Kent State, 9/3/16

Tackles for Loss 1.5; Kent State, 9/3/16



54
ROBERT
WINDSOR

6-4 > 305 > So./Fr. Eligible

Defensive Tackle > Fond Du Lac, Wis.

» 2016

Season: Appeared in seven games...One of 22 freshmen (18 redshirt, 4 true) to appear in 2016. **Kent State (9/3):** Made his collegiate debut. **at Pitt (9/10):** Collected a career-high four tackles...Combined with Malik Golden on a TFL in the second quarter. **Temple (9/17):** Had two tackles...Combined with Torrence Brown on a sack of Phillip Walker in the fourth quarter, his first career quarterback takedown...A part of a front seven that limited Temple to just 38 rushing yards, the fewest since holding Illinois to 37 yards on the ground in 2015. **Minnesota (10/1):** Had two tackles...Combined with Kevin Givens on a fourth quarter sack. **Maryland (10/1):** Collected three tackles, including a pair of fourth quarter stops. **Ohio State (10/22):** Logged two tackles...Made the push up front to open gap on Marcus Allen's blocked field goal in the fourth quarter, which was returned by Grant Haley for the game-winning touchdown.

» 2016 GAME-BY-GAME

Tackles (Solo-Assisted-Total)

KENT STATE 0-1-1; at Pitt 2-2-4; TEMPLE 0-2-2; at Michigan 0-0-0; MINNESOTA 1-1-2; MARYLAND 2-1-3; OHIO STATE 0-2-2.

» WINDSOR'S CAREER STATISTICS & GAME HIGHS

	UA-A	TK	FF	FR	I	PBU	SACK	TFL
2016	5-9	14	-	-	-	-	1.0-6	1.5-6
CAREER	5-9	14	-	-	-	-	1.0-6	1.5-6

Tackles4; at Pitt, 9/10/16

Tackles For Loss 0.5; Three Times: Last Minnesota, 10/1/16

Sacks 0.5; Twice: Last Minnesota, 10/1/16



77
CHASZ
WRIGHT

6-7 > 343 > Jr./So. Eligible

Tackle/Guard > Woodbridge, Va.

» 2016

Season: Appeared in seven games.



44
TYLER
YAZUJIAN

5-11 > 235 > Sr./Sr. Eligible

Long Snapper > Royersford, Pa.

» 2016

Awards: Named a semifinalist for the Campbell Trophy, which recognizes an individual as the premier football scholar-athlete in the nation. **Season:** Appeared in seven games...Has handled all of the long snapping duties since the start of the 2014 season.

» YAZUJIAN'S CAREER GAME HIGHS

Tackles1; Twice: Last Indiana, 10/10/15



PENN STATE GAME-BY-GAME

	KSU	at PITT	TEM	at MICH	MINN	UMD	OSU	at PUR	IOWA	at IND	at RU	MSU
First Downs	19	20	21	12	19	28	13					
Rushing	9	6	8	3	7	21	6					
Passing	9	12	8	6	8	5	6					
Penalty	1	2	5	3	4	2	1					
Net Yards Rushing	145	74	116	70	136	372	122					
Rushing Attempts	38	31	37	28	28	62	37					
Average Per Rush	3.8	2.4	3.1	2.5	4.9	6.0	3.3					
Rushing Touchdowns	1	4	3	0	2	3	1					
Yards Gained	176	114	173	108	162	415	186					
Yards Lost	31	40	57	38	26	43	64					
Net Yards Passing	209	332	287	121	335	152	154					
Completions	16	24	18	16	19	10	8					
Attempts	31	35	24	27	41	19	23					
Interceptions	0	1	1	1	0	0	0					
Yards Per Attempt	6.7	9.5	12.0	4.5	8.2	8.0	6.7					
Yards Per Completion	13.1	13.8	15.9	7.6	17.6	15.2	19.2					
Passing Touchdowns	2	1	1	1	1	2	1					
Total Offensive Yards	354	406	403	191	471	524	276					
Plays	69	66	61	55	69	81	60					
Yards Per Play	5.1	6.1	6.6	3.5	6.8	6.5	4.6					
Fumbles-Lost	2-1	5-3	5-2	1-1	0-0	2-1	2-1					
Penalties-Yards	5-55	4-35	7-62	2-13	5-65	7-50	1-5					
Punts-Yards	6-282	5-233	3-105	6-270	6-235	6-177	7-264					
Yards Per Punt	47.0	46.6	35.0	45.0	39.2	29.5	37.7					
Net Yards Per Punt	43.3	42.4	28.3	36.0	33.7	25.3	38.3					
Inside 20	2	3	2	1	1	4	3					
50+ Yard Kicks	1	2	0	1	1	0	0					
Touchbacks	1	1	1	0	1	0	0					
Fair Catch	1	1	1	2	1	1	4					
Kickoffs-Yards	7-453	7-424	7-451	3-159	6-37	7-428	6-356					
Yards Per Kickoff	64.7	60.6	64.4	53.0	62.0	61.1	59.3					
Net Yards Per Kickoff	40.1	32.3	43.0	44.0	40.8	42.0	41.8					
Touchbacks	6	4	6	0	3	2	1					
Punt Returns	4	4	6	0	2	1	5					
Yards	22	61	6	0	2	8	15					
Touchdowns	0	0	0	0	0	0	0					
Yards Per PR	5.5	15.2	1.0	0.0	1.0	8.0	3.0					
Kickoff Returns	4	5	4	3	2	3	4					
Yards	88	110	83	67	26	50	89					
Touchdowns	0	0	0	0	0	0	0					
Yards Per KR	22.0	22.0	20.8	22.3	13.0	16.7	22.2					
Interceptions	2	1	1	0	1	1	0					
Yards	30	8	14	0	0	0	0					
Touchdowns	1	0	0	0	0	0	0					
Fumble Returns	1	1	0	0	0	0	0					
Yards	6	4	0	0	0	0	0					
Touchdowns	0	0	0	0	0	0	1					
Miscellaneous Yards	0	0	0	0	0	0	72					
Possession Times	27:04	24:31	28:33	24:11	23:13	35:00	22:41					
1st Quarter	6:34	4:57	10:05	6:30	6:58	9:08	7:45					
2nd Quarter	8:05	6:21	7:29	4:04	6:07	10:02	5:32					
3rd Quarter	5:47	4:31	5:56	6:16	5:10	8:12	4:53					
4th Quarter	6:38	8:42	5:03	7:21	4:58	7:38	4:31					
3rd-Down Conversions	5-of-14	2-of-10	2-of-9	2-of-12	4-of-15	5-of-13	2-of-13					
4th-Down Conversions	0-of-1	1-of-1	2-of-2	2-of-3	1-of-2	1-of-1	0-of-1					
Red Zone Scoring	4-5	5-5	4-6	2-2	3-3	3-4	3-4					
Touchdowns	2-5	4-5	2-6	1-2	1-3	2-4	2-4					
Field Goals	2-5	1-5	2-6	1-2	2-3	1-4	1-4					
Sacks By-Yards	7-54	0-0	3-19	0-0	2-8	4-27	6-38					
PAT Kicks	3-3	4-4	4-4	1-1	2-2	5-5	3-3					
Field Goals	2-2	1-1	2-2	1-1	3-3	1-1	1-2					
Total Points	33	39	34	10	29	38	24					
Touchdowns Rushing	1	4	3	0	2	3	1					
Touchdowns Passing	2	1	1	1	1	2	1					
Touchdown Returns	0	0	0	0	0	0	0					
Other Touchdowns	1	0	0	0	0	0	1					
Safeties	0	0	0	0	0	0	0					
Kick PAT-Attempts	3-3	4-4	4-4	1-1	2-2	5-5	3-3					
2pt PAT-Attempts	0-1	1-1	2-2	0-0	0-0	0-0	0-0					
Field Goals-Attempts	2-2	1-1	2-2	1-1	3-3	1-1	1-2					
Points Off Turnovers	14	3	0	0	0	3	0					

OPONENT GAME-BY-GAME

	KSU	at PITT	TEM	at MICH	MINN	UMD	OSU	at PUR	IOWA	at IND	at RU	MSU
First Downs	16	19	13	25	31	11	19					
Rushing	8	13	2	14	13	8	9					
Passing	6	6	9	10	14	3	9					
Penalty	2	0	2	1	4	0	1					
Net Yards Rushing	150	341	38	326	228	170	168					
Rushing Attempts	41	56	28	49	48	38	40					
Average Per Rush	3.7	6.1	1.4	6.7	4.8	4.5	4.2					
Rushing Touchdowns	0	3	3	6	1	1	1					
Yards Gained	219	359	70	340	247	212	220					
Yards Lost	69	18	32	14	19	42	52					
Net Yards Passing	129	91	286	189	241	100	245					
Completions	14	11	25	21	24	10	28					
Attempts	28	15	34	35	41	16	43					
Interceptions	2	1	1	0	1	1	0					
Yards Per Attempt	4.6	6.1	8.4	5.4	5.9	6.2	5.7					
Yards Per Completion	9.2	8.3	11.4	9.0	10.0	10.0	8.8					
Passing Touchdowns	0	3	0	1	1	1	1					
Total Offensive Yards	279	432	324	515	469	270	413					
Plays	69	71	62	84	89	54	83					
Yards Per Play	4.0	6.1	5.2	6.1	5.3	5.0	5.0					
Fumbles-Lost	2-1	2-1	0-0	0-0	0-0	1-1	2-0					
Penalties-Yards	6-47	10-79	13-118	7-80	8-83	5-54	8-45					
Punts-Yards	6-246	5-213	6-225	1-44	6-239	7-279	8-318					
Yards Per Punt	41.0	42.6	37.5	44.0	39.8	39.9	39.8					
Net Yards Per Punt	37.3	30.4	36.5	44.0	32.8	38.7	37.9					
Inside 20	0	1	1	0	3	0	3					
50+ Yard Kicks	0	0	0	0	1	0	2					
Touchbacks	0	0	0	0	2	0	0					
Fair Catch	1	0	0	1	1	6	2					
Kickoffs-Yards	4-242	7-430	6-295	8-518	6-351	3-177	5-300					
Yards Per Kickoff	60.5	61.4	49.2	64.8	58.5	59.0	60.0					
Net Yards Per Kickoff	38.5	38.6	31.2	40.8	41.7	42.3	37.2					
Touchbacks	0	2	1	5	3	0	1					
Punt Returns	2	1	0	2	1	4	2					
Yards	2	1	0	54	13	25	-4					
Touchdowns	0	0	0	0	0	0	0					
Yards Per PR	1.0	1.0	0.0	27.0	13.0	6.2	-2.0					
Kickoff Returns	1	3	0	3	3	5	5					
Yards	22	98	0	27	52	84	80					
Touchdowns	1	0	0	0	0	0	0					
Yards Per KR	22.0	32.7	0.0	9.0	17.3	16.8	16.0					
Interceptions	0	1	1	1	0	0	0					
Yards	0	0	17	22	0	0	0					
Touchdowns	0	0	0	0	0	0	0					
Fumble Returns	1	1	0	1	0	0	0					
Yards	20	9	0	9	0	0	0					
Touchdowns	1	0	0	0	0	0	0					
Miscellaneous Yards	0	0	0	0	0	0	-2					
Possession Times	32:56	35:29	31:27	35:49	36:49	25:00	37:19					
1st Quarter	8:26	10:03	4:55	8:30	8:02	5:52	7:15					
2nd Quarter	6:55	8:39	7:31	10:56	8:53	4:58	9:28					
3rd Quarter	9:13	10:29	9:04	8:44	9:50	6:48	10:07					
4th Quarter	8:22	6:18	9:57	7:39	10:04	7:22	10:29					
3rd-Down Conversions	5-of-17	4-of-12	3-of-13	11-of-16	6-of-17	5-of-13	9-of-22					
4th-Down Conversions	0-of-1	0-of-0	2-of-3	2-of-4	1-of-1	1-of-1	1-of-2					
Red Zone Scoring	2-3	6-6	4-4	6-6	4-5	3-4	2-2					
Touchdowns	0-3	6-6	3-4	6-6	1-5	2-4	0-2					
Field Goals	2-3	0-6	1-4	0-6	3-5	1-4	2-2					
Sacks By-Yards	1-11	4-33	0-0	6-27	0-0	4-27	1-1					
PAT Kicks	1-1	6-6	3-3	7-7	2-2	5-5	1-2					
Field Goals	2-3	0-2	2-2	0-0	4-4	1-1	2-3					
Total Points	13	42	27	49	26	14	21					
Touchdowns Rushing	0	3	3	6	1	1	1					
Touchdowns Passing	0	3	0	1	1	1	1					
Touchdown Returns	1	0	0	0	0	0	0					
Other Touchdowns	0	0	0	0	0	0	0					
Safeties	0	0	0	0	0	0	1					
Kick PAT-Attempts	1-1	6-6	3-3	7-7	2-2	2-2	1-2					
2pt PAT-Attempts	0-0	0-0	0-0	0-0	0-0	0-0	0-0					
Field Goals-Attempts	2-3	0-1	2-2	0-0	4-4	0-0	2-3					
Points Off Turnovers	7	14	14	7	0	0	3					

INDIVIDUAL GAME-BY-GAME

RUSHING

(ATT-YDS-TD)	KSU	at PITT	TEM	at MICH	MINN	UMD	OSU	at PUR	IOWA	at IND	at RU	MSU
Allen, Mark	---	1-2-0	6-17-0	1-0-0	---	7-31-0	DNP					
Barkley, Saquon	22-105-1	20-85-4	9-68-1	15-59-0	20-63-1	31-202-1	12-99-0					
Godwin, Chris	---	---	---	---	---	---	1-13-0					
Hamilton, DaeSean	---	---	1-(-12)-0	---	---	---	---					
McSorley, Trace	14-47-0	9-(-17)-0	9-8-1	9-(-6)-0	8-73-1	18-81-1	19-63-1					
Robinson, Andre	1-(-2)-0	1-4-0	6-24-1	1-3-0	---	DNP	DNP					
Sanders, Miles	---	---	3-27-0	2-14-0	DNP	1-25-1	1-(-10)-0					
Stevens, Tommy	---	DNP	DNP	DNP	DNP	4-36-0	DNP					
TEAM	1-(-5)-0	---	3-(-16)-0	---	---	1-(-3)-0	4-(-43)-0					

RECEIVING

(REC-YDS-TD)	KSU	at PITT	TEM	at MICH	MINN	UMD	OSU	at PUR	IOWA	at IND	at RU	MSU
Allen, Mark	---	1-4-0	1-1-0	---	---	---	DNP					
Barkley, Saquon	1-17-0	2-45-1	2-7-0	5-77-0	1-(-3)-0	---	---					
Blacknall, Saeed	2-24-0	DNP	DNP	DNP	DNP	---	1-35-0					
Charles, Irvin	---	---	---	---	1-80-1	---	---					
Gesicki, Mike	3-49-1	4-47-0	2-62-0	5-23-0	5-70-0	4-26-1	4-46-0					
Godwin, Chris	7-67-0	4-36-0	7-117-1	1-8-1	4-97-0	---	2-39-1					
Hamilton, DaeSean	2-9-1	8-82-0	2-50-0	1-11-0	3-17-0	2-35-0	1-34-0					
Johnson, Juwan	---	1-27-0	---	---	---	---	---					
Polk, Brandon	---	1-4-0	1-14-0	DNP	DNP	DNP	DNP					
Robinson, Andre	---	---	---	---	1-2-0	DNP	DNP					
Sanders, Miles	---	---	---	1-3-0	DNP	---	---					
Thompkins, DeAndre	1-43-0	3-87-0	3-36-0	3-(-1)-0	4-72-0	4-91-1	---					

PASSING

Trace McSorley

	Comp.	Att.	Yds.	TD	INT
Kent State	16	31	209	2	0
at Pitt	24	35	332	1	1
TEMPLE	18	24	287	1	1
at Michigan	16	27	121	1	1
MINNESOTA	19	41	335	1	0
MARYLAND	10	19	152	2	0
OHIO STATE	8	23	154	1	0
at Purdue					
IOWA					
at Indiana					
at Rutgers					
MICHIGAN STATE					

KICKING & PUNTING

KICKOFFS

Season	KO	Total Yards	TB	OB	Kick Avg.	Rtrns	Rtn Yds	Yds/Rtn
Julius, Joey	43	2,643	22	1	61.5	23	18.1	1.27

Season	KO	Total Yards	TB	OB	Kick Avg.	Rtrns	Rtn Yds	Yds/Rtn
KENT STATE	7	453	6	0	64.7	4	88	22.0
at Pitt	7	424	4	0	60.6	3	98	33.0
TEMPLE	7	451	6	1	64.4	0	0	0.00
at Michigan	3	159	0	0	53.0	3	27	9.00
MINNESOTA	6	372	3	0	62.0	3	52	17.3
MARYLAND	7	428	2	0	61.1	5	84	16.8
OHIO STATE	6	356	1	0	59.3	5	80	16.0
at Purdue								
IOWA								
at Indiana								
at Rutgers								
MICHIGAN STATE								

PUNTING

Season	No	Total Yds	Avg	Long	FC	I20	50+	Blk
Gillikin, Blake	36	1,491	41.4	69	10	14	5	0
Pasquariello, Daniel	2	75	37.5	38	1	2	0	0
Team	1	0	0.0	0	0	0	0	1

Game	No	Total Yds	Avg	Long	FC	I20	50+	Blk
KENT STATE	6	282	47.0	58	1	2	1	0
at Pitt	5	233	46.6	69	1	3	2	0
TEMPLE	3	105	35.0	41	0	2	0	0
at Michigan	6	270	45.0	61	3	1	1	0
MINNESOTA	6	235	39.2	56	1	1	1	0
MARYLAND	6	177	29.5	44	1	4	0	1
OHIO STATE	7	264	37.7	47	3	3	0	0
at Purdue								
IOWA								
at Indiana								
at Rutgers								
MICHIGAN STATE								



INDIVIDUAL GAME-BY-GAME

TACKLES

(UT-AT-TT)	KSU	at PITT	TEM	at MICH	MINN	UMD	OSU	at PUR	IOWA	at IND	at RU	MSU
Allen, Marcus	2-3-5	4-4-8	6-2-8	7-0-7	8-14-22	3-4-7	2-4-6					
Apke, Troy	1-0-1	0-1-1	---	1-3-4	3-3-6	1-1-2	---					
Bates, Ryan	---	---	1-0-1	---	---	---	---					
Bell, Brandon	3-5-8	5-4-9	DNP	DNP	DNP	DNP	7-11-18					
Bowen, Manny	0-1-1	5-0-5	2-1-3	3-4-7	5-2-7	1-4-5	4-8-12					
Brown, Cam	DNP	0-1-1	---	4-6-10	6-3-9	---	---					
Brown, Torrence	0-3-3	5-1-6	1-3-4	2-1-3	1-0-1	0-1-1	1-2-3					
Buchholz, Ryan	1-1-2	2-0-2	0-1-1	0-1-1	---	0-2-2	2-1-3					
Cabinda, Jason	5-6-11	DNP	DNP	DNP	DNP	DNP	3-10-13					
Campbell, Christian	1-2-3	2-0-2	1-1-2	2-0-2	1-2-3	DNP	---					
Chavis, Tyrell	0-2-2	0-1-1	---	0-2-2	0-1-1	1-0-1	0-1-1					
Cooper, Jake	---	0-2-2	1-4-5	2-4-6	1-1-2	DNP	DNP					
Cothran, Curtis	DNP	DNP	DNP	DNP	0-1-1	0-1-1	0-1-1					
Cothren, Parker	0-2-2	0-1-1	2-5-7	0-1-1	0-2-2	1-1-2	0-1-1					
Davis, Desi	DNP	DNP	---	DNP	DNP	DNP	DNP					
Farmer, Koa	0-1-1	---	---	2-1-3	2-1-3	1-4-5	1-1-2					
Givens, Kevin	0-3-3	---	1-1-2	2-1-3	1-2-3	1-0-1	0-2-2					
Golden, Malik	3-0-3	3-3-6	3-6-9	8-3-11	DNP	3-3-6	3-3-6					
Haley, Grant	---	---	DNP	DNP	2-5-7	1-1-2	0-3-3					
Hamilton, DaeSean	---	1-0-1	---	---	---	---	---					
Irvin, Charles	---	---	---	---	---	1-0-1	1-0-1					
Julius, Joey	1-0-1	---	---	1-0-1	---	---	0-1-1					
Johnson, Jan	DNP	DNP	DNP	1-1-2	INJ	INJ	INJ					
Johnson, Juwan	---	---	---	---	1-0-1	0-0-1	---					
McPhearson, Josh	DNP	DNP	DNP	DNP	DNP	0-1-1	DNP					
Miller, Jarvis	---	1-0-1	---	---	---	0-1-1	---					
Miller, Shareef	3-2-5	0-1-1	---	---	1-3-4	2-0-2	2-2-4					
Monroe, Ayrton	DNP	DNP	DNP	DNP	1-0-1	1-2-3	0-2-2					
Oruwarriye, Amani	0-2-2	2-0-2	0-1-1	2-1-3	DNP	DNP	DNP					
Reid, John	2-2-4	3-2-5	2-2-4	1-2-3	1-0-1	3-2-5	1-2-3					
Schwan, Evan	2-2-4	---	DNP	---	3-0-3	2-2-4	1-2-3					
Scott, Nick	0-1-1	0-1-1	---	---	---	1-2-3	---					
Sickels, Garrett	1-5-6	3-0-3	2-1-3	1-1-2	0-1-1	1-0-1	3-6-9					
Smith, Brandon	---	DNP	4-4-8	1-1-2	2-5-7	2-12-14	1-3-4					
Smith, Jordan	0-1-1	---	---	---	2-2-4	0-2-2	---					
Taylor, Garrett	---	---	---	---	---	0-1-1	1-0-1					
Thompkins, DeAndre	---	---	---	2-0-2	---	---	---					
Walker, Von	---	1-0-1	---	---	1-0-1	1-0-1	2-0-2					
Wartman-White, Nyeem	1-4-5	7-2-9	---	INJ	INJ	INJ	INJ					
White, Antoine	1-4-5	1-2-3	---	3-1-4	1-1-2	0-0-1	---					
Windsor, Robert	0-1-1	2-2-4	0-2-2	---	1-1-2	2-1-3	0-2-2					

TFL & SACKS

TFL (Sacks)	KSU	at PITT	TEM	at MICH	MINN	UMD	OSU	at PUR	IOWA	at IND	at RU	MSU
Allen, Marcus	---	1.0 (-)	1.0 (-)	---	1.0 (-)	1.0 (-)	---					
Bell, Brandon	---	---	DNP	DNP	DNP	DNP	1.0 (1.0)					
Bowen, Manny	---	1.0 (-)	1.0 (1.0)	1.0 (-)	2.0 (-)	---	1.0 (-)					
Brown, Cam	DNP	---	---	1.0 (-)	---	---	---					
Brown, Torrence	---	2.0 (-)	1.0 (0.5)	1.0 (-)	---	---	0.5 (-)					
Buchholz, Ryan	1.0 (1.0)	---	0.5 (-)	---	---	---	---					
Cabinda, Jason	---	DNP	DNP	DNP	DNP	DNP	2.0 (1.0)					
Campbell, Christian	1.0 (-)	---	---	---	---	DNP	---					
Cothren, Parker	0.5 (0.5)	---	2.5 (0.5)	---	0.5 (-)	---	0.5 (-)					
Chavis, Tyrell	---	---	---	---	---	1.0 (-)	---					
Farmer, Koa	---	---	---	---	0.5 (-)	1.5 (1.0)	---					
Givens, Kevin	---	---	1.0 (-)	---	1.0 (0.5)	1.0 (1.0)	0.5 (0.5)					
Golden, Malik	---	1.5 (-)	---	1.0 (-)	DNP	---	---					
Miller, Shareef	2.0 (2.0)	---	---	---	1.5 (-)	1.0 (-)	1.0 (-)					
Reid, John	0.5 (0.5)	---	0.5 (-)	---	---	1.0 (-)	---					
Schwan, Evan	1.0 (-)	---	DNP	---	1.0 (1.0)	1.0 (1.0)	1.0 (1.0)					
Sickels, Garrett	1.5 (1.0)	---	0.5 (0.5)	---	0.5 (-)	1.0 (1.0)	3.5 (2.5)					
Smith, Brandon	---	---	0.5 (-)	1.0 (-)	0.5 (-)	1.0 (-)	---					
Smith, Jordan	0.5 (-)	DNP	---	---	---	0.5 (-)	---					
Wartman-White, Nyeem	0.5 (0.5)	3.0 (-)	---	INJ	INJ	INJ	INJ					
White, Antoine	1.5 (1.5)	---	---	---	---	---	---					
Windsor, Robert	---	0.5 (-)	0.5 (0.5)	---	0.5 (0.5)	---	---					
TEAM TOTAL	10.0 (7.0)	9.0 (0.0)	9.0 (3.0)	5.0 (-)	9.0 (2.0)	10.0 (4.0)	11.0 (6.0)					



INDIVIDUAL GAME-BY-GAME

ALL-PURPOSE YARDS

	KSU	at PITT	TEM	at MICH	MINN	UMD	OSU	at PUR	IOWA	at IND	at RU	MSU
Allen, Marcus	---	6	18	---	---	31	---					
Barkley, Saquon	122	147	75	136	60	202	99					
Blacknall, Saeed	24	DNP	DNP	DNP	DNP	---	35					
Garrity, Gregg	DNP	DNP	DNP	DNP	DNP	---	7					
Gesicki, Mike	49	47	62	23	70	26	46					
Godwin, Chris	67	36	117	8	97	---	52					
Golden, Malik	---	8	---	---	DNP	---	---					
Hamilton, DaeSean	9	82	38	11	17	35	34					
Irvin, Charles	---	---	---	---	80	---	---					
Johnson, Juwan	---	27	---	---	---	---	---					
McSorley, Trace	47	-17	8	-6	73	81	63					
Oruwariye, Amani	30	---	-26	---	DNP	DNP	DNP					
Polk, Brandon	---	4	49	DNP	DNP	DNP	DNP					
Reid, John	22	61	46	---	---	8	9					
Robinson, Andre	-2	4	24	3	2	DNP	DNP					
Sanders, Miles	26	50	58	84	DNP	75	79					
Scott, Nick	52	---	---	---	26	---	---					
Stevens, Tommy	---	DNP	DNP	DNP	DNP	36	DNP					
Thompkins, DeAndre	43	87	36	-1	72	91	---					

RED ZONE RECAP

PENN STATE

Opponent	Series	Result	Pct.
KENT STATE	5	2 TD, 2 FG, 1 TO on downs	80%
at Pitt	5	4 TD, 1 FG	100%
TEMPLE	6	2 TD, 2 FG, 1 Fumble, 1 Half	66.7%
at Michigan	2	1 TD, 1 FG	100%
MINNESOTA	3	1 TD, 2 FG	100%
MARYLAND	4	2 TD, 1 FG, 1 Fumble	75%
OHIO STATE	4	2 TD, 1 FG, 1 FG Blocked	75%
at Purdue			
IOWA			
at Indiana			
at Rutgers			
MICHIGAN STATE			
TOTAL			

OPPONENT

Opponent	Series	Result	Pct.
KENT STATE	3	2 FG, 1 INT	66.7%
at Pitt	6	6 TD	100%
TEMPLE	4	3 TD, 1 FG	100%
at Michigan	6	6 TD	100%
MINNESOTA	5	1 TD, 3 FG, 1 INT	80%
MARYLAND	2	1, TD, 1 Fumble	50%
OHIO STATE	2	2 FG	100%
at Purdue			
IOWA			
at Indiana			
at Rutgers			
MICHIGAN STATE			
TOTAL			

GAME LEADERS

Opponent	Rushing Attempts	Rushing Yards	Receptions	Receiving Yards	All Purpose Yards	Tackles
KENT STATE	22 - Barkley	105 - Barkley	7 - Godwin	67 - Godwin	122 - Barkley	11 - Cabinda
at Pitt	20 - Barkley	85 - Barkley	8 - Hamilton	82 - Hamilton	147 - Barkley	9 - Wartman-White
TEMPLE	9 - Barkley	68 - Barkley	7 - Godwin	117 - Godwin	117 - Godwin	9 - Golden
at Michigan	15 - Barkley	59 - Barkley	5 - Barkley & Gesicki	77 - Barkley	136 - Barkley	11 - Golden
MINNESOTA	20 - Barkley	73 - McSorley	5 - Gesicki	97 - Godwin	97 - Godwin	22 - Allen
MARYLAND	31 - Barkley	202 - Barkley	4 - Thompkins & Gesicki	91 - Thompkins	202 - Barkley	14 - Smith, B.
OHIO STATE	19 - McSorley	99 - Barkley	4 - Gesicki	46 - Gesicki	99 - Barkley	18 - Bell
at Purdue						
IOWA						
at Indiana						
at Rutgers						
MICHIGAN STATE						

TURNOVER BY GAME

PENN STATE: 9 GAINED

TYPE	QTR	PLAYER	PLAYS/ 1st		RESULT
			YDS	DWNS	
KENT STATE (3)					
Fumble	2	Washington by Allen, Marcus	2/13	1	TD
Interception	3	Oruwariye of Agner	-	-	TD
Interception	3	Bell of Agner	6/20	1	Punt

PITT (2)

Interception	2	Golden of Peterman	5/23	-	Punt
Fumble	4	Conner by Brown, T.	1/2	-	FG

TEMPLE (1)

Interception	4	Reid of Walker	2/4	-	End of Game
--------------	---	----------------	-----	---	-------------

MICHIGAN (0)**MINNESOTA (1)**

Interception	4	Smith, J. of Leidner	6/23	1	Punt
--------------	---	----------------------	------	---	------

MARYLAND (2)

Interception	1	Smith, B. of Hills	12/42	3	FG
Fumble	1	Hills by Farmer, K.	3/(-7)	-	Punt

OHIO STATE (0)

OPPONENT: 12 GAINED

TYPE	QTR	PLAYER	PLAYS/ 1st		RESULT
			YDS	DWNS	
KENT STATE (1)					
Fumble	2	McSorley by Refuge	-	-	TD

PITT (4)

Fumble	1	McSorley by Price	1/(-6)	1	TD
Fumble	2	McSorley by Price	2/15	1	TD
Fumble	3	Barkley by Briggs	7/18	1	FG (missed)
Interception	4	Lewis of McSorley	7/40	-	End of Game

TEMPLE (3)

Fumble	2	Sanders by Martin-Oguike	7/41	-	Punt
Interception	3	Randall of McSorley	1/0	-	TD
Fumble	4	Oruwariye by Starzyk	0/(-26)	-	TD

MICHIGAN (2)

Interception	4	McCray of McSorley	4/31	1	TD
Fumble	4	Sanders by Uche	2/(-3)	-	End of Game

MINNESOTA (0)**MARYLAND (1)**

Fumble	3	Barkley by Likely	7/62	2	TO on Downs
--------	---	-------------------	------	---	-------------

OHIO STATE (1)

Fumble	1	Reid by McLaurin	5/22	1	FG
--------	---	------------------	------	---	----



TURNOVERS BY PLAYER

FUMBLES

(#-Lost)	KSU	at PITT	TEM	at MICH	MINN	UMD	OSU	at PUR	IOWA	at IND	at RU	MSU
Barkley, Saquon	--	1-1	--	--	--	1-1	--					
McSorley, Trace	2-1	3-2	2-0	--	--	--	--					
Oruwariye, Amani	--	--	1-1	--	DNP	DNP	--					
Reid, John	--	--	--	--	--	--	1-1					
Sanders, Miles	--	--	1-1	1-1	DNP	1-0	--					
TEAM	--	--	1-0	0-0	--	--	1-0					

FORCED FUMBLES

	KSU	at PITT	TEM	at MICH	MINN	UMD	OSU	at PUR	IOWA	at IND	at RU	MSU
Allen, Marcus	1	--	--	--	--	--	--					
Brown, Torrence	--	1	1	--	--	--	--					
Farmer, Koa	--	--	--	--	--	1	--					

FUMBLES RECOVERED

(#-Yards)	KSU	at PITT	TEM	at MICH	MINN	UMD	OSU	at PUR	IOWA	at IND	at RU	MSU
Allen, Marcus	1-6	--	--	--	--	--	--					
Brown, Torrence	--	--	--	--	--	1	--					
Reid, John	--	1-4	--	--	--	--	--					
TEAM	--	--	1	--	--	--	--					

INTERCEPTIONS

(#-Yards)	KSU	at PITT	TEM	at MICH	MINN	UMD	OSU	at PUR	IOWA	at IND	at RU	MSU
Bell, Brandon	1-0	DNP	DNP	DNP	DNP	DNP	--					
Golden, Malik	--	1-8	--	--	DNP	--	--					
Oruwariye, Amani	1-30	--	--	--	DNP	DNP	--					
Reid, John	--	--	1-14	--	--	--	--					
Smith, Brandon	--	--	--	--	--	1-0	--					
Smith, Jordan	--	DNP	--	--	1-0	--	--					



SCORING SUMMARY

Game	Plays	Yards	Time	Result	Qtr.	Game	Plays	Yards	Time	Result	Qtr.
KENT STATE (6)	9	79	3:23	TD	1	MARYLAND (6)	7	84	2:27	TD	1
Hamilton 4-yard pass from McSorley (2-pt attempt failed)	2	13	0:41	TD	2	Gesicki 5-yard pass from McSorley (Davis, T. kick)	12	42	4:46	FG	2
Barkley 7-yard run (Davis, T. kick)	12	49	4:18	FG	2	Davis, T. field goal (30 yards)	10	67	4:18	TD	2
Davis, T. field goal (29 yards)	0	0	0:00	TD	3	McSorley 9-yard run (Davis, T. kick)	3	70	0:26	TD	2
Oruwariye 30-yard interception return (Davis, T. kick)	8	49	2:39	FG	3	Barkley 45-yard run (Davis, T. kick)	2	70	0:42	TD	3
Davis, T. field goal (28 yards)	8	67	2:38	TD	4	Thompkins 70-yard pass from McSorley (Davis, T. kick)	5	51	2:25	TD	4
Gesicki 30-yard pass from McSorley (Davis, T. kick)						Sanders 25-yard run (Davis, T. kick)					
PITT (6)	1	15	0:09	TD	1	OHIO STATE (4)	7	74	1:00	TD	2
Barkley 3-yard run (Davis, T. kick)	8	83	2:35	TD	2	Godwin 20-yard pass from McSorley (Davis, T. kick)	5	90	1:20	FG	4
Barkley 1-yard run (Davis, T. kick)	2	46	0:39	TD	3	McSorley 2-yard run (Davis, T. kick)	6	12	2:09	FG	4
Barkley 40-yard pass from McSorley (Davis, T. kick)	7	68	2:04	TD	4	Davis, T. field goal (34 yards)	0	0	0:00	TD	4
Barkley 1-yard run (Davis, T. kick)	4	-9	1:31	FG	4	Haley 60-yd blocked FG return (Davis, T. kick)					
Davis, T. field goal (38 yards)	6	60	1:30	TD	4						
Barkley 2-yard run (Davis, T. kick)											
TEMPLE (6)	2	55	0:42	TD	1						
Godwin 52-yard pass from McSorley (Davis, T. kick)	13	69	5:57	TD	1						
Robinson 3-yard run (Davis, T. kick)	9	53	3:14	TD	2						
McSorley 2-yard run (Davis, T. kick)	6	48	3:50	FG	3						
Davis, T. field goal (40 yards)	7	71	4:05	FG	4						
Davis, T. field goal (30 yards)	2	75	0:50	TD	4						
Barkley 55-yard run (Davis, T. kick)											
MICHIGAN (2)	8	71	2:01	FG	3						
Davis, T. field goal (21 yards)	13	75	6:20	TD	4						
Godwin 8-yard pass from McSorley (Davis, T. kick)											
MINNESOTA (6)	7	73	3:49	FG	2						
Davis, T. field goal (19 yards)	3	80	0:52	TD	3						
Charles 80-yard pass from McSorley (Davis, T. kick)	5	33	0:57	FG	3						
Davis, T. field goal (27 yards)	6	85	2:06	TD	4						
McSorley 6-yard run (Davis, T. kick)	8	53	0:52	FG	4						
Davis, T. field goal (40 yards)	1	25	----	TD	OT						
Barkley 25-yard run (Davis, T. kick)											

SCORING BREAKDOWN

PENN STATE DRIVES

Totals: 36 scoring drives (24 TD, 11 FG)
Special Teams/Defensive Touchdown: 2
 Oruwariye - 30 yd. Interception Return, KSU
 Haley - 60 yd. Blocked FG Return, OSU

LONGEST DRIVES BY:

Plays: 13, 2x Last: at Michigan (9/24)
 12, 2x Last: MARYLAND (10/8)
Yards: 90 OHIO STATE (10/22)
 85 MINNESOTA (10/1)
Time: 6:20 at Michigan (9/24)
 5:57 TEMPLE (9/17)

OPPONENT DRIVES

Totals: 32 scoring drives (22, TD, 2 FG)
Special Teams/Defensive Touchdown: None

LONGEST DRIVES BY:

Plays: 13 Michigan (9/24)
 12 Temple (9/17)
Yards: 99 Pitt (9/10)
 87 Minnesota (10/1)
Time: 6:15 Michigan (9/24)
 5:23 Kent State (9/3)



LONG PLAY BREAKDOWN

BY YARDAGE

Yards	Type	Player(s)	Opponent
*80	Pass	Charles, Irvin from McSorley, Trace	Minnesota
*70	Pass	Thompkins, DeAndre from McSorley, Trace	Maryland
*60	FGR	Haley, Grant	Ohio State
59	PR	Reid, John	Pitt
*55	Rush	Barkley, Saquon	Temple
53	Pass	Thompkins, DeAndre from McSorley, Trace	Minnesota
53	Pass	Gesicki, Mike from McSorley, Trace	Minnesota
*52	Pass	Godwin, Chris from McSorley, Trace	Temple
52	Pass	Gesicki, Mike from McSorley, Trace	Temple
*45	Rush	Barkley, Saquon	Maryland
45	Pass	Hamilton, DaeSean from McSorley, Trace	Temple
43	Pass	Thompkins, DeAndre from McSorley, Trace	Kent State
*40	Pass	Barkley, Saquon from McSorley, Trace	Pitt
39	Pass	Thompkins, DeAndre from McSorley, Trace	Pitt
37	Rush	Barkley, Saquon	Ohio State
36	Pass	Godwin, Chris from McSorley, Trace	Minnesota
35	Pass	Blacknall, Saeed from McSorley, Trace	Ohio State
35	KR	Polk, Brandon	Temple
34	Pass	Hamilton, DaeSean from McSorley, Trace	Ohio State
34	Pass	Thompkins, DeAndre from McSorley, Trace	Pitt
33	KR	Sanders, Miles	Pitt
33	Rush	Barkley, Saquon	Michigan
32	Pass	Godwin, Chris from McSorley, Trace	Minnesota
31	KR	Sanders, Miles	Temple
*30	INT	Oruwariye, Amani	Kent State
30	Pass	Barkley, Saquon from McSorley, Trace	Michigan
30	KR	Scott, Nick	Kent State
*30	Pass	Gesicki, Mike from McSorley, Trace	Kent State
29	Rush	Barkley, Saquon	Pitt
29	KR	Scott, Nick	Pitt
29	PR	Reid, John	Temple
28	Rush	Barkley, Saquon	Kent State
27	Rush	Barkley, Saquon	Ohio State
27	KR	Sanders, Miles	Ohio State
27	Pass	Johnson, Juwan from McSorley, Trace	Pitt
26	Pass	Godwin, Chris from McSorley, Trace	Kent State
26	KR	Sanders, Miles	Ohio State
26	Rush	McSorley, Trace	Minnesota
26	Pass	Gesicki, Mike from McSorley, Trace	Ohio State
26	KR	Scott, Nick	Minnesota
25	Rush	Barkley, Saquon	Maryland
25	KR	Sanders, Miles	Michigan
*25	Rush	Barkley, Saquon	Minnesota
*25	Rush	Sanders, Miles	Maryland
25	Rush	McSorley, Trace	Maryland
24	Pass	Hamilton, DaeSean from McSorley, Trace	Pitt
24	KR	Sanders, Miles	Michigan
24	Pass	Gesicki, Mike from McSorley, Trace	Pitt
23	Rush	Barkley, Saquon	Minnesota
23	Pass	Godwin, Chris from McSorley, Trace	Temple
23	KR	Sanders, Miles	Maryland
22	KR	Scott, Nick	Kent State
21	PR	Reid, John	Kent State
21	Pass	Blacknall, Saeed from McSorley, Trace	Kent State
21	Pass	Hamilton, DaeSean from McSorley, Trace	Maryland
21	KR	Sanders, Miles	Ohio State
20	Pass	Godwin, Chris from McSorley, Trace	Minnesota
*20	Pass	Godwin, Chris from McSorley, Trace	Ohio State
20	Rush	Barkley, Saquon	Maryland

PENN STATE [59 PLAYS]

Play	#	Long	Play	Opponent
Passing:	27	80*	Charles, Irvin from McSorley, Trace	Minnesota
KR:	13	35	Polk, Brandon	Temple
Rushing:	14	55	Barkley, Saquon	Temple
INT:	1	30*	Oruwariye, Amani	Kent State
PR:	3	59	Reid, John	Pitt
FR:	-	-	-	-
Other:	1	60*	Haley, Grant	Ohio State

Opp.	#	Long	Play	Type
KENT STATE	9	43	Thompkins, DeAndre from McSorley	Pass
at Pitt	10	59	Reid, John	PR
TEMPLE	8	55*	Barkley, Saquon	Rush
at Michigan	4	33	Barkley, Saquon	Rush
MINNESOTA	10	80*	Charles, Irvin from McSorley	Pass
MARYLAND	8	70*	Thompkins, DeAndre from McSorley	Pass
OHIO STATE	10	60*	Haley, Grant	FGR
at Purdue				
IOWA				
at Indiana				
at Rutgers				
MICHIGAN STATE				

OPPONENTS [39 PLAYS]

Play	#	Long	Play	Opponent
Passing:	9	66*	Johnson, Ty from Hills, Perry	Maryland
Rushing:	20	74*	Samuel, Curtis	Ohio State
KR:	7	84	Henderson, Quadree	Pitt
FR:	1	20*	Refuge, Elcee	Kent State
INT:	1	22	McCray, Mike	Michigan
PR:	1	53	Peppers, Jabrill	Michigan

Opp.	#	Long	Play	Type
Kent State	5	37	James, Raekwon from Mitchell, Mylik	Pass
at Pitt	9	84	Henderson, Quadree	KR
TEMPLE	1	67	Deloatch, Romond	Pass
at Michigan	8	53	Peppers, Jabrill	KR
MINNESOTA	4	37*	Brooks, Shannon	Rush
MARYLAND	6	66*	Johnson, Ty from Hills, Perry	Pass
OHIO STATE	6	74*	Samuel, Curtis	Rush
at Purdue				
IOWA				
at Indiana				
at Rutgers				
MICHIGAN STATE				

* - touchdown scored on play



LONG PLAY BREAKDOWN

Mark Allen

2016: -- (--)
Career: 1 (1 Rushing)

2016 Long:
 Rushing: --

Career Long:
 Rushing: 28 yds vs. Indiana (2015)

Saquon Barkley

2016: 13 (11 rushing, 2 receiving, 2 TD)
Career: 28 (24 rushing, 5 receiving, 3 TD)

2016 Long:
 Rushing: 55 yds vs. Temple
 Reception: 40 yds from McSorley at Pitt

Career Long:
 Rushing: 56 yds at Ohio State & vs. Michigan (2015)
 Reception: 40 yds from McSorley at Pitt

Brandon Bell

2016: -- (--)
Career: 1 (1 INT)

2016 Long:
 None

Career Long:
 Interception: 25 yds vs. Michigan (2015)

Irvin Charles

2016: 1 (1 receiving, 1 TD)
Career: 1 (1 receiving, 1 TD)

2016 Long:
 Reception: 80 yds from McSorley vs. Minnesota

Career Long:
 Reception: 80 yds from McSorley vs. Minnesota

Saeed Blacknall

2016: 2 (2 receiving)
Career: 8 (8 receiving, 2 TD)

2016 Long:
 Reception: 21 yds from McSorley vs. Kent State

Career Long:
 Reception: 59 yds from Hackenberg at Michigan St. (2015)

Mike Gesicki

2016: 5 (5 receiving)
Career: 8 (8 receiving, 2 TD)

2016 Long:
 Reception: 53 yds from McSorley vs. Minnesota

Career Long:
 Reception: 53 yds from McSorley vs. Minnesota

Chris Godwin

2016: 7 (7 receiving, 2 TD)
Career: 24 (24 receiving, 4 TD)

2016 Long:
 Reception: 53 yds from McSorley vs. Minnesota

Career Long:
 Reception: 72 yds from Hackenberg vs. Boston College, TD (2014)

Amani Oruwariye

2016: 1 (1 INT)
Career: 1 (1 INT, 1 TD)

2016 Long:
 INT: 30 yds vs. Kent State, TD

Career Long:
 INT: 30 yds vs. Kent State, TD

Grant Haley

2016: 1 (1 FGR, 1 TD)
Career: 21 (1 INT, 19 KR, 1 FGR, 2 TD)

2016 Long:
 FGR: 60 yds vs. Ohio State, TD

Career Long:
 INT: 30 yds vs. Temple, TD (2014)
 KR: 44 yds vs. UCF (2014)

DaeSean Hamilton

2016: 4 (4 receiving)
Career: 19 (19 Receiving, 3 TD)

2016 Long:
 Reception: 45 yds from McSorley vs. Temple

Career Long:
 Reception: 51 yds from Hackenberg vs. N'western (2014)

Juwan Johnson

2016: 1 (1 receiving)
Career: 1 (1 receiving)

2016 Long:
 Reception: 27 yds from McSorley at Pitt

Career Long:
 Reception: 27 yds from McSorley at Pitt

Trace McSorley

2016: 25 (23 passing, 2 rushing)
Career: 25 (23 passing, 2 rushing)

2016 Long:
 Pass: 80 yds vs. Minnesota
 Rushing: 26 yds vs. Minnesota

Career Long:
 Pass: 80 yds vs. Minnesota
 Rushing: 26 yds vs. Minnesota

Brandon Polk

2016: 1 (1 KR)
Career: 11 (1 Receiving, 4 Rushing, 6 KR, 1 TD)

2016 Long:
 Reception: --
 Rushing: --
 KR: 35 yds vs. Temple

Career Long:
 Reception: 39 yd pass from Hackenberg vs. Indiana, TD (2015)

Rushing: 33 yds at Temple (2015)
 KR: 35 yds vs. Temple

John Reid

2016: 3 (3 PR)
Career: 4 (1 INT, 3 PR)

2016 Long:
 PR: 59 yds at Pitt

Career Long:
 INT: 44 yds vs. Rutgers (2015)
 PR: 59 yds at Pitt

Miles Sanders

2016: 8 (7 KR, 1 rushing, 1 TD)
Career: 8 (7 KR, 1 rushing, 1 TD)

2016 Long:
 KR: 33 yds at Pitt
 Rushing: 25 yards vs. Maryland, TD

Career Long:
 KR: 33 yds at Pitt
 Rushing: 25 yards vs. Maryland, TD

Garrett Sickels

2016: -- (--)
Career: 1 (1 FR)

2016 Long:
 None

Career Long:
 FR: 36 yds vs. Maryland

Nick Scott

2016: 2 (2 KR)
Career: 13 (1 passing, 1 receiving, 1 rushing, 10 KR)

2016 Long:
 KR: 30 yds vs. Kent State

Career Long:
 Passing: 32 yds to Godwin vs. San Diego State (2015)
 Reception: 22 yds from Hackenberg vs. Army (2015)

Rushing: 35 yds vs. Indiana (2015)

KR: 58 yds vs. Buffalo (2015)

DeAndre Thompkins

2016: 5 (4 receiving)
Career: 8 (6 receiving, 2 PR)

2016 Long:
 Reception: 70 yds from McSorley vs. Maryland

Career Long:
 Reception: 70 yds from McSorley vs. Maryland
 PR: 58 yds vs. Buffalo (2015)

Von Walker

2016: None
Career: 5 (4 KR, 1 PR)

2016 Long:
 None

Career Long:
 KR: 35 yds vs. Akron (2014)
 PR: 22 yds vs. Eastern Michigan (2013)



SEASON SUPERLATIVES

PENN STATE INDIVIDUAL

Rushes	31, Barkley, Saquon vs. Maryland (10/8)
Yards Rushing	202, Barkley, Saquon vs. Maryland (10/8)
TD Rushes	4, Barkley, Saquon at Pitt (9/10)
Long Rush	55, Barkley, Saquon vs. Temple (9/17)
Pass Attempts	41, McSorley, Trace vs. Minnesota (10/1)
Pass Completions	24, McSorley, Trace at Pitt (9/10)
Yards Passing	335, McSorley, Trace vs. Minnesota (10/1)
TD Passes	2, Two Times Last: McSorley, Trace vs. Maryland (10/8)
Long Pass	80, McSorley, Trace vs. Minnesota (10/1)
Receptions	8, Hamilton, DaeSean at Pitt (9/10)
Yards Receiving	117, Godwin, Chris vs. Temple (9/17)
TD Receptions	1, Nine Times Last: Godwin, Chris vs. Ohio State (10/22)
Long Reception	80, Charles, Irvin vs. Minnesota (10/1)
Field Goals	3, Davis, Tyler vs. Minnesota (10/1)
Long Field Goal	40, Two Times Last: Davis, Tyler vs. Minnesota (10/1)
Punts	7, Davis, Tyler vs. Ohio State (10/22)
Punting Avg	47.0, Gillikin, Blake vs. Kent State (9/3)
Long Punt	69, Gillikin, Blake at Pitt (9/10)
Punts Inside 20	3, Two Times Last: Gillikin, Blake vs. Ohio State (10/22)
Long Punt Return	59, Reid, John at Pitt (9/10)
Long Kickoff Return	35, Polk, Brandon vs. Temple (9/17)
Tackles	22, Allen, Marcus vs. Minnesota (10/1)
Sacks	2.5, Sickels, Garrett vs. Ohio State (10/22)
Tackles For Loss	3.5, Sickels, Garrett vs. Ohio State (10/22)
Interceptions	1, 6 Times Last: Smith, Brandon vs. Maryland (10/8)

OPPONENT INDIVIDUAL

Rushes	23, Smith, Rodney; Minnesota (10/1)
Yards Rushing	117, Conner, James; Pitt (9/10)
TD Rushes	2, Three Times Last: Higdon, Karan; Michigan (9/24)
Long Rush	74, Samuel, Curtis; Ohio State (10/22)
Pass Attempts	43, Barrett, J.T.; Ohio State (10/22)
Pass Completions	28, Barrett, J.T.; Ohio State (10/22)
Yards Passing	286, Walker, Phillip; Temple (9/17)
TD Passes	3, Peterman, Nathan; Pitt (9/10)
Long Pass	67, Walker, Phillip; Temple (9/17)
Receptions	8, Samuel, Curtis and Weber, Mike; Ohio State (10/22)
Yards Receiving	101, Smith, Brian; Minnesota (10/1)
TD Receptions	1, Six Times Last: Baugh, Marcus; Ohio State (10/22)
Long Reception	67, Deloatch, Romond; Temple (9/17)
Field Goals	4, Carpenter, Emmitt; Minnesota (10/1)
Long Field Goal	46, Carpenter, Emmitt; Minnesota (10/1)
Punts	7, Two Times Last: Johnson, C.; Ohio State (10/22)
Punting Avg	45.4, Johnson, C.; Ohio State (10/22)
Long Punt	54.0, Johnson, C.; Ohio State (10/22)
Punts Inside 20	3, Two Times Last: Johnson, C.; Ohio State (10/22)
Long Punt Return	53, Peppers, Jabrill; Michigan (9/24)
Long Kickoff Return	84, Henderson, Quadree; Pitt (9/10)
Tackles	17, Holley, Nate; Kent State (9/3)
Sacks	1.5, Two Times Last: Aniebonam, Jesse; Maryland (10/8)
Tackles For Loss	3.0, 2 Times, Last: Hurst, Maurice; Michigan (9/24)
Interceptions	1, 4 Times, Last: McCray, Mike; Michigan (9/24)

PENN STATE TEAM

PENN STATE TEAM

	Highs	Lows
Rushes	62, vs. Maryland; 10/8	28, Two Times Last: vs. Minnesota; 10/1
Yards Rushing	372, vs. Maryland; 10/8	70, at Michigan; 9/24
Yards Per Rush	6.0, vs. Maryland; 10/8	2.4, at Pitt; 9/10
TD Rushes	4, at Pitt; 9/10	0, at Michigan; 9/24
Pass attempts	41, vs. Minnesota; 10/1	23, vs. Ohio State; 10/22
Pass completions	24, at Pitt; 9/10	8, vs. Ohio State; 10/22
Yards Passing	335, vs. Minnesota; 10/1	121, at Michigan; 9/24
Yards Per Pass	13.1, vs. Kent State; 9/3	4.5, at Michigan; 9/24
TD Passes	2, Two Times Last: vs. Maryland; 10/8	1, Five Times Last: vs. Ohio State; 10/22
Total Plays	81, vs. Maryland; 10/8	55, at Michigan; 9/24
Total Offense	524, vs. Maryland; 10/8	191, at Michigan; 9/24
Yards Per Play	6.8, vs. Minnesota; 10/1	3.6, at Michigan; 9/24
Points	39, at Pitt; 9/10	10, at Michigan; 9/24
Sacks By	7, vs. Kent State; 9/3	0, Two Times Last: at Michigan; 9/24
First Downs	28, vs. Maryland; 10/8	12, at Michigan; 9/24
Penalties	7, Two Times Last: vs. Maryland; 10/8	1, vs. Ohio State; 10/22
Penalty Yards	65, vs. Minnesota; 10/1	5, vs. Ohio State; 10/22
Turnovers	4, at Pitt; 9/10	0, vs. Minnesota; 10/1
Interceptions By	2, vs. Kent State; 9/3	1, Four Times Last: vs. Maryland; 10/8
Punts	7, vs. Ohio State; 10/22	3, vs. Temple; 9/17
Punting Avg	47.0, vs. Kent State; 9/3	29.5, vs. Maryland; 10/8
Long Punt	69, at Pitt; 9/10	41, vs. Temple; 9/17
Punts Inside 20	3, Two Times Last: vs. Ohio State; 10/22	1, Two Times Last: vs. Minnesota; 10/1
Long Punt Return	59, at Pitt; 9/10	8, vs. Maryland; 10/8

OPPONENT TEAM

OPPONENT TEAM

	Highs	Lows
Rushes	56, Pitt; 9/10	28, Temple; 9/17
Yards Rushing	341, Pitt; 9/10	38, Temple; 9/17
Yards Per Rush	6.7, Michigan; 9/24	1.4, Temple; 9/17
TD Rushes	6, Michigan; 9/24	0, Kent State; 9/3
Pass attempts	43, Ohio State; 10/22	15, Pitt; 9/10
Pass completions	28, Ohio State; 10/22	10, Maryland; 10/8
Yards Passing	286, Temple; 9/17	91, Pitt; 9/10
Yards Per Pass	9.2, Kent State; 9/3	5.7, Ohio State; 10/22
TD Passes	3, Pitt; 9/10	0, Two Times Last: Temple; 9/17
Total Plays	89, Minnesota; 10/1	54, Maryland; 10/8
Total Offense	515, Michigan; 9/24	270, Maryland; 10/8
Yards Per Play	6.1, Two Times Last: Michigan; 9/24	4.0, Kent State; 9/3
Points	49, Michigan; 9/24	13, Kent State; 9/3
Sacks By	6, Michigan; 9/24	0, Temple; 9/17
First Downs	31, Minnesota; 10/1	11, Maryland; 10/8
Penalties	13, Temple; 9/17	5, Maryland; 10/8
Penalty Yards	118, Temple; 9/17	45, Ohio State; 10/22
Turnovers	3, Kent State; 9/3	0, Ohio State; 10/22
Interceptions By	1, Two Times Last: Temple; 9/17	0, Three Times Last: Ohio State; 10/22
Punts	8, Ohio State; 10/22	1, Michigan; 9/24
Punting Avg	45.4, Ohio State; 10/22	37.5, Temple; 9/17
Long Punt	54, Ohio State; 10/22	43, Temple; 9/17
Punts Inside 20	3, Two Times Last: Ohio State; 10/22	0, Three Times Last: Maryland; 10/8
Long Punt Return	53, Michigan; 9/24	0, Three Times Last: Ohio State; 10/22



PARTICIPATION CHART

	GP/GS	KSU	at PITT	TEM	at MICH	MINN	UMD	OSU	at PUR	IOWA	at IND	at RU	MSU
Allen, Marcus	7/7	ST	ST	ST	ST	ST	ST	ST					
Allen, Mark	6/-	P	P	P	P	P	P	...					
Apke, Troy	7/1	P	P	P	P	ST	P	P					
Barkley, Saquon	7/7	ST	ST	ST	ST	ST	ST	ST					
Bates, Ryan	7/7	ST	ST	ST	ST	ST	ST	ST					
Bell, Brandon	3/3	ST	ST	ST					
Bentley, Gordon	3/-	P	P	...					
Blacknall, S.	3/1	ST	P	P					
Bowen, Manny	7/6	P	ST	ST	ST	ST	ST	ST					
Brown, Cam	6/2	...	P	P	P	ST	ST	P					
Brown, Torrence	7/3	P	P	ST	ST	P	P	ST					
Buchholz, Ryan	7/-	P	P	P	P	P	P	P					
Cabinda, Jason	2/2	ST	ST					
Campbell, C.	6/3	P	P	ST	ST	ST	...	P					
Castagna, Colin	2/-	P	...	P	...					
Charles, Irvin	7/-	P	P	P	P	P	P	P					
Chavis, Tyrell	7/-	P	P	P	P	P	P	P					
Cooper, Jake	5/2	P	P	ST	ST	P					
Cothran, Curtis	3/1	P	P	ST					
Cothren, Parker	7/7	ST	ST	ST	ST	ST	ST	ST					
Davis, Desi	1/-	P					
Davis, Tyler	7/-	P	P	P	P	P	P	P					
Dowrey, Derek	7/4	ST	ST	ST	ST	P	P	P					
Farmer, Koa	7/1	P	P	P	P	P	ST	P					
Gaia, Brian	7/7	ST	ST	ST	ST	ST	ST	ST					
Garrity, Gregg	2/-	P	P					
Gesicki, Mike	7/7	ST	ST	ST	ST	ST	ST	ST					
Gillikin, Blake	7/-	P	P	P	P	P	P	P					
Givens, Kevin	7/6	ST	ST	ST	ST	ST	ST	P					
Godwin, Chris	7/7	ST	ST	ST	ST	ST	ST	ST					
Golden, Malik	6/6	ST	ST	ST	ST	...	ST	ST					
Gonzalez, S.	4/-	P	P	P	P					
Gulla, Chris	7/-	P	P	P	P	P	P	P					
Haley, Grant	5/4	ST	ST	P	ST	ST					
Hamilton, D.	7/7	ST	ST	ST	ST	ST	ST	ST					
Holland, J.	6/-	P	P	P	P	P	P	...					
Jenkins, S.	7/-	P	P	P	P	P	P	P					
Johnson, Jan	1/-	P	INJ	INJ	INJ					
Johnson, Juwan	7/-	P	P	P	P	P	P	P					
Julius, Joey	7/-	P	P	P	P	P	P	P					
Laurent, Wendy	6/-	P	P	P	P	P	P	...					
Mahon, Brendan	7/7	ST	ST	ST	ST	ST	ST	ST					
McGovern, C.	7/3	P	P	P	P	ST	ST	ST					
McPhearson, J.	1/-	P	...					
McSorley, Trace	7/7	ST	ST	ST	ST	ST	ST	ST					
Miller, Jarvis	7/-	P	P	P	P	P	P	P					
Miller, Shareef	7/-	P	P	P	P	P	P	P					
Monk, Ryan	2/-	P	P					
Monroe, Ayron	3/-	P	P	P					
Nelson, Andrew	6/6	ST	ST	ST	ST	ST	ST	INJ					
Oruwariye, A.	4/-	P	P	P	P					
Palmer, Paris	6/1	P	...	P	P	P	P	ST					
Pancoast, Tom	7/-	P	P	P	P	P	P	P					
Pasquariello, D	1/-	P	...					
Polk, Brandon	3/-	P	P	P					
Reid, John	7/7	ST	ST	ST	ST	ST	ST	ST					
Robinson, Andre	5/-	P	P	P	P	P					
Sanders, Miles	6/-	P	P	P	P	...	P	P					
Schwan, Evan	6/5	ST	ST	...	P	ST	ST	ST					
Scott, Nick	7/-	P	P	P	P	P	P	P					
Sickels, G.	7/6	ST	ST	ST	ST	ST	ST	P					
Simpson, Zach	5/-	P	P	P	P	P					
Smith, Brandon	7/2	P	P	P	ST	ST	P	P					
Smith, Jordan	6/-	P	...	P	P	P	P	P					
Stevens, Tommy	2/-	P	P	...					
Taylor, Garrett	7/-	P	P	P	P	P	P	P					
Thomas, J.	3/-	P	...	P	...	P					
Thompkins, D.	7/6	P	ST	ST	ST	ST	ST	ST					
Walker, Von	7/-	P	P	P	P	P	P	P					
Wartman-White,N	3/3	ST	ST	ST	INJ	INJ	INJ	INJ					
White, Antoine	7/-	P	P	P	P	P	P	P					
Windsor, Robert	7/-	P	P	P	P	P	P	P					
Wright, Chasz	7/-	P	P	P	P	P	P	P					
Yazujian, Tyler	7/-	P	P	P	P	P	P	P					

KEY: ST - Start|P - Participated |(-) - Non-Participant|INJ - Injured



@PennStateFBall



PSUFBall

2016

PSUnrivaled.com

GoPSUsports.com

OVERALL TEAM STATISTICS

Team Statistics	PSU	OPP
SCORING	207	192
Points Per Game	29.6	27.4
Points Off Turnovers	20	45
FIRST DOWNS	132	134
Rushing	60	67
Passing	54	57
Penalty	18	10
RUSHING YARDAGE	1035	1421
Yards gained rushing	1334	1667
Yards lost rushing	299	246
Rushing Attempts	261	300
Average Per Rush	4.0	4.7
Average Per Game	147.9	203.0
TDs Rushing	14	15
PASSING YARDAGE	1590	1281
Comp-Att-Int	111-201-3	133-212-6
Average Per Pass	7.9	6.0
Average Per Catch	14.3	9.6
Average Per Game	227.1	183.0
TDs Passing	9	7
TOTAL OFFENSE	2625	2702
Total Plays	462	512
Average Per Play	5.7	5.3
Average Per Game	375.0	386.0
KICK RETURNS: #-Yards	25-513	20-363
PUNT RETURNS: #-Yards	22-114	12-91
INT RETURNS: #-Yards	6-52	3-39
KICK RETURN AVERAGE	20.5	18.1
PUNT RETURN AVERAGE	5.2	7.6
INT RETURN AVERAGE	8.7	13.0
FUMBLES-LOST	17-9	8-3
PENALTIES-Yards	31-285	57-506
Average Per Game	40.7	72.3
PUNTS-Yards	39-1566	39-1564
Average Per Punt	40.2	40.1
Net punt average	35.8	36.2
KICKOFFS-Yards	43-2643	39-2313
Average Per Kick	61.5	59.3
Net kick average	40.2	38.5
TIME OF POSSESSION/Game	26:27	33:33
3RD-DOWN Conversions	22/86	42/110
3rd-Down Pct	26%	38%
4TH-DOWN Conversions	7/11	6/13
4th-Down Pct	64%	46%
SACKS BY-Yards	22-146	15-102
MISC YARDS	72	-2
TOUCHDOWNS SCORED	25	23
FIELD GOALS-ATTEMPTS	11-12	10-13
ON-SIDE KICKS	0-0	0-0
RED-ZONE SCORES	(24-29) 83%	(25-28) 89%
RED-ZONE TOUCHDOWNS	(14-29) 48%	(17-28) 61%
PAT-ATTEMPTS	(22-22) 100%	(22-23) 96%
ATTENDANCE	498188	180302
Games/Avg Per Game	5/99638	2/90151
Neutral Site Games		0/0

Score by Quarters	1st	2nd	3rd	4th	OT	Total
Penn State	34	51	47	69	6	207
Opponents	48	70	30	41	3	192

OVERALL INDIVIDUAL STATISTICS

Rushing	gp-gs	att	gain	loss	net	avg	td	lg	avg/g
Barkley, Saquon	7-7	129	750	69	681	5.3	8	55	97.3
McSorley, Trace	7-7	86	384	135	249	2.9	4	26	35.6
Sanders, Miles	6-0	7	68	12	56	8.0	1	25	9.3
Allen, Mark	6-0	15	52	2	50	3.3	0	17	8.3
Stevens, Tommy	2-0	4	36	0	36	9.0	0	13	18.0
Robinson, Andre	5-0	9	31	2	29	3.2	1	12	5.8
Godwin, Chris	7-7	1	13	0	13	13.0	0	13	1.9
Hamilton, DaeSean	7-7	1	0	12	-12	-12.0	0	0	-1.7
TEAM	5-0	9	0	67	-67	-7.4	0	0	-13.4
Total	7	261	1334	299	1035	4.0	14	55	147.9
Opponents	7	300	1667	246	1421	4.7	15	74	203.0

Passing	gp-gs	effic	comp-att-int	pct	yds	td	lg	avg/g
McSorley, Trace	7-7	134.13	111-200-3	55.5	1590	9	80	227.1
TEAM	5-0	0.00	0-1-0	0.0	0	0	0	0.0
Total	7	133.46	111-201-3	55.2	1590	9	80	227.1
Opponents	7	118.73	133-212-6	62.7	1281	7	67	183.0

Receiving	gp-gs	no.	yds	avg	td	lg	avg/g
Gesicki, Mike	7-7	27	323	12.0	2	53	46.1
Godwin, Chris	7-7	25	364	14.6	3	52	52.0
Hamilton, DaeSean	7-7	19	238	12.5	1	45	34.0
Thompkins, DeAndre	7-6	18	328	18.2	1	70	46.9
Barkley, Saquon	7-7	11	143	13.0	1	40	20.4
Blacknall, Saeed	3-1	3	59	19.7	0	35	19.7
Polk, Brandon	3-0	2	18	9.0	0	14	6.0
Allen, Mark	6-0	2	5	2.5	0	4	0.8
Charles, Irvin	7-0	1	80	80.0	1	80	11.4
Johnson, Juwan	7-0	1	27	27.0	0	27	3.9
Sanders, Miles	6-0	1	3	3.0	0	3	0.5
Robinson, Andre	5-0	1	2	2.0	0	2	0.4
Total	7	111	1590	14.3	9	80	227.1
Opponents	7	133	1281	9.6	7	67	183.0

Punt Returns	no.	yds	avg	td	lg
Reid, John	18	129	7.2	0	59
Garrity, Gregg	2	11	5.5	0	7
Brown, Cam	1	0	0.0	0	0
Oruwariye, Amani	1	-26	-26.0	0	0
Total	22	114	5.2	0	59
Opponents	12	91	7.6	0	53

Interceptions	no.	yds	avg	td	lg
Smith, Jordan	1	0	0.0	0	0
Reid, John	1	14	14.0	0	14
Oruwariye, Amani	1	30	30.0	1	30
Smith, Brandon	1	0	0.0	0	0
Golden, Malik	1	8	8.0	0	8
Bell, Brandon	1	0	0.0	0	0
Total	6	52	8.7	1	30
Opponents	3	39	13.0	0	22

Kick Returns	no.	yds	avg	td	lg
Sanders, Miles	15	323	21.5	0	33
Scott, Nick	6	138	23.0	0	30
Hamilton, DaeSean	1	0	0.0	0	0
Polk, Brandon	1	35	35.0	0	35
Buchholz, Ryan	1	0	0.0	0	0
Barkley, Saquon	1	17	17.0	0	17
Total	25	513	20.5	0	35
Opponents	20	363	18.1	0	84

Fumble Returns	no.	yds	avg	td	lg
Allen, Marcus	1	6	6.0	0	6
Reid, John	1	4	4.0	0	4
Haley, Grant	0	0	0.0	1	0
Total	2	10	5.0	1	6
Opponents	3	38	12.7	1	20



OVERALL INDIVIDUAL STATISTICS

Scoring	td	fg	PAT			dxp	saf	pts
			kick	rush	rcv			
Davis, Tyler	-	11-12	22-22	-	-	-	-	55
Barkley, Saquon	9	-	-	-	-	-	-	54
McSorley, Trace	4	-	-	0-1	-	1-1	-	24
Godwin, Chris	3	-	-	-	-	-	-	18
Gesicki, Mike	2	-	-	-	-	-	-	12
Hamilton, DaeSean	1	-	-	-	1	-	-	8
Oruwariye, Amani	1	-	-	-	-	-	-	6
Haley, Grant	1	-	-	-	-	-	-	6
Robinson, Andre	1	-	-	-	-	-	-	6
Thompkins, DeAndre	1	-	-	-	-	-	-	6
Charles, Irvin	1	-	-	-	-	-	-	6
Sanders, Miles	1	-	-	-	-	-	-	6
Total	25	11-12	22-22	0-1	1	1-1	-	207
Opponents	23	10-13	22-23	-	-	-	-	192

Total Offense	g	plays	rush	pass	total	avg/g
McSorley, Trace	7	286	249	1590	1839	262.7
Barkley, Saquon	7	129	681	0	681	97.3
Sanders, Miles	6	7	56	0	56	9.3
Allen, Mark	6	15	50	0	50	8.3
Stevens, Tommy	2	4	36	0	36	18.0
Robinson, Andre	5	9	29	0	29	5.8
Godwin, Chris	7	1	13	0	13	1.9
Hamilton, DaeSean	7	1	-12	0	-12	-1.7
TEAM	5	10	-67	0	-67	-13.4
Total	7	462	1035	1590	2625	375.0
Opponents	7	512	1421	1281	2702	386.0

Field Goals	fg	pct.	01-19	20-29	30-39	40-49	50-99	lg	blk
Davis, Tyler	11-12	91.7	1-1	4-4	4-5	2-2	0-0	40	1

FG Sequence	Penn State	Opponents
Kent State	(29),(28)	(26),(43),54
Pitt	(38)	50
Temple	(40),(30)	(45),(34)
Michigan	(21)	-
Minnesota	(19),(27),(40)	(37),(35),(37),(46)
Maryland	(30)	-
Ohio State	39,(34)	(33),(30),45

Punting	no.	yds	avg	lg	tb	fc	i20	50+	blk
Gillikin, Blake	36	1491	41.4	69	4	10	14	5	0
Pasquariello, Daniel	2	75	37.5	38	0	1	2	0	0
TEAM	1	0	0.0	0	0	0	0	0	1
Total	39	1566	40.2	69	4	11	16	5	1
Opponents	39	1564	40.1	54	2	11	8	3	1

Kickoffs	no.	yds	avg	tb	ob	retn	net	ydln
Julius, Joey	43	2643	61.5	22	1			
Total	43	2643	61.5	22	1	18.1	40.2	24
Opponents	39	2313	59.3	12	1	20.5	38.5	26

Numbers in (parentheses) indicate field goal was made.

All Purpose	g	rush	rcv	pr	kr	ir	total	avg/g
Barkley, Saquon	7	681	143	0	17	0	841	120.1
Sanders, Miles	6	56	3	0	323	0	382	63.7
Godwin, Chris	7	13	364	0	0	0	377	53.9
Thompkins, DeA	7	0	328	0	0	0	328	46.9
Gesicki, Mike	7	0	323	0	0	0	323	46.1
McSorley, Trace	7	249	0	0	0	0	249	35.6
Hamilton, DaeS	7	-12	238	0	0	0	226	32.3
Reid, John	7	0	0	129	0	14	143	20.4
Scott, Nick	7	0	0	0	138	0	138	19.7
Charles, Irvin	7	0	80	0	0	0	80	11.4
Blacknall, Saeed	3	0	59	0	0	0	59	19.7
Allen, Mark	6	50	5	0	0	0	55	9.2
Polk, Brandon	3	0	18	0	35	0	53	17.7
Stevens, Tommy	2	36	0	0	0	0	36	18.0
Robinson, Andre	5	29	2	0	0	0	31	6.2
Johnson, Juwan	7	0	27	0	0	0	27	3.9
Garrity, Gregg	2	0	0	11	0	0	11	5.5
Golden, Malik	6	0	0	0	0	8	8	1.3
Oruwariye, Ama	4	0	0	-26	0	30	4	1.0
TEAM	5	-67	0	0	0	0	-67	-13.4
Total	7	1035	1590	114	513	52	3304	472.0
Opponents	7	1421	1281	91	363	39	3195	456.4

OVERALL DEFENSIVE STATISTICS

#	Defensive Leaders	gp-gs	Tackles				tfl/yds	Sacks no-yds	Pass defense			Fumbles		blkd	
			ua	a	tot				int-yds	brup	qbh	rcv-yds	ff	kick	saf
2	Allen, Marcus	7-7	32	31	63	4.0-10	.	.	2	.	1-6	1	1	.	
6	Golden, Malik	6-6	23	18	41	2.5-3	.	1-8	3	
43	Bowen, Manny	7-6	20	20	40	6.0-19	1.0-7	.	2	3	
47	Smith, Brandon	7-2	10	25	35	3.0-5	.	1-0	2	
11	Bell, Brandon	3-3	15	20	35	1.0-2	1.0-2	1-0	1	
29	Reid, John	7-7	13	12	25	2.0-10	0.5-3	1-14	5	.	1-4	.	.	.	
90	Sickels, Garrett	7-6	11	14	25	7.0-39	5.0-32	.	.	1	
40	Cabinda, Jason	2-2	8	16	24	2.0-15	1.0-13	.	1	
19	Brown, Torrence	7-3	10	11	21	4.5-15	0.5-4	.	.	.	1-0	2	.	.	
31	Brown, Cam	6-2	10	10	20	1.0-1	1	.	
48	Miller, Shareef	7-0	9	7	16	5.5-27	2.0-18	
41	Cothren, Parker	7-7	3	13	16	4.0-11	1.0-4	
33	Cooper, Jake	5-2	4	11	15	1	
93	White, Antoine	7-0	6	9	15	1.5-10	1.5-10	.	.	1	
28	Apke, Troy	7-1	6	8	14	
5W	Wartman-White, Nyeem	3-3	8	6	14	3.5-8	0.5-4	.	2	
94	Schwan, Evan	6-5	8	6	14	4.0-24	3.0-21	
54	Windsor, Robert	7-0	5	9	14	1.5-6	1.0-6	.	.	1	
30	Givens, Kevin	7-6	5	9	14	3.5-13	2.0-10	
7	Farmer, Koa	7-1	6	8	14	2.0-7	1.0-5	.	.	1	.	1	.	.	
15	Haley, Grant	5-4	3	9	12	
1	Campbell, Christian	6-3	7	5	12	1.0-4	.	.	2	
97	Buchholz, Ryan	7-0	5	6	11	1.5-8	1.0-7	.	.	1	
21	Oruwaraye, Amani	4-0	4	4	8	.	.	1-30	
56	Chavis, Tyrell	7-0	1	7	8	1.0-2	
1S	Smith, Jordan	6-0	2	5	7	1.0-5	.	1-0	3	
23	Monroe, Ayrton	3-0	2	4	6	
4	Scott, Nick	7-0	1	4	5	
25	Walker, Von	7-0	5	.	5	
52	Cothran, Curtis	3-1	.	3	3	
9J	Julius, Joey	7-0	2	1	3	
17	Taylor, Garrett	7-0	1	1	2	
84	Johnson, Juwan	7-0	1	1	2	
3	Thompkins, DeAndre	7-6	2	.	2	
36	Johnson, Jan	1-0	1	1	2	
1C	Charles, Irvin	7-0	2	.	2	
9M	Miller, Jarvis	7-0	1	1	2	
5B	Bates, Ryan	7-7	1	.	1	
39	McPhearson, Josh	1-0	.	1	1	
5	Hamilton, DaeSean	7-7	1	.	1	
Total		7	254	316	570	63-244	22-146	6-52	23	9	3-10	4	2	.	
Opponents		7	248	216	464	49-226	15-102	3-39	23	8	9-38	9	2	1	