



2013 PENN STATE MEN'S VOLLEYBALL

Susan Bedsworth, Asst. Dir. of Athletic Communications • Work: 814-865-1757 • Cell: 814-308-2273 • Fax: 814-863-3165
28-Time EIVA Champions • 1994 & 2008 NCAA National Collegiate Champions

No. 9 Penn State Nittany Lions



Feb. 22

Penn State (10-3, 4-1 EIVA)
vs. George Mason (5-5, 3-0 EIVA)



Feb. 23

Penn State (10-3, 4-1 EIVA)
vs. Princeton (4-2, 2-1 EIVA)

Nittany Lion Preview

The No. 9 Penn State men's volleyball team is back at home in Rec Hall this weekend. The Nittany Lions hosts EIVA foes George Mason and Princeton on Feb. 22-23, respectively. Both matches are set for 7 p.m. starts. Saturday's match against the Tigers will take place in the South Gym of Rec Hall.

The Nittany Lions went 1-1 over the weekend with a 3-0 loss to Harvard, but a 3-0 sweep of Sacred Heart. Sophomore Aaron Russell (Ellicott City, Md.) led the Lions with 3.33 kills per set on .389 hitting, while junior Peter Russell (Ellicott City, Md.) averaged 3.00 kills per set. Redshirt freshman Taylor Hammond (Mission Viejo, Calif.) dished out 10.17 assists per set and Aaron Russell led the Lions with 1.67 digs per set. Redshirt sophomore Connor Curry (Newport Beach, Calif.) was second on the squad with 1.50 digs per set. Redshirt freshman Matt Seifert (Reading, Pa.) was the leader at the net with 0.67 blocks per set.

For the weekend, Penn State hit .299 and averaged 12.50 kills, 11.33 assists, 0.83 aces, 8.50 digs and 1.67 blocks per set.

Penn State vs. George Mason

Penn State has a long history with George Mason dating back to 1977. The Nittany Lions are 90-14 all-time against the Patriots. Last season, Penn State swept the Patriots on Feb. 25 before recording a 3-1 win on the road against GMU on March 31. The Nittany Lions defeated George Mason a third time in the EIVA Championship, 3-1, to win their 24th EIVA Tournament title. The squads meet against on March 30 at GMU.

Scouting the Patriots

George Mason currently tops the conference standings with a 3-0 record in EIVA play. The Patriots are 5-5 overall. GMU heads into Friday's match having won three straight matches, including defeating Princeton (3-1), Rutgers-Newark (3-0) and NJIT (3-0). Top players to watch for include redshirt-senior outside Andrew Dentler, who leads GMU with 3.74 kills per set, and senior setter Javier Perez, who is averaging 10.33 assists per set. Defensively, senior middle Piotr Dabrowski has a team-best 1.39 blocks per set.

Penn State vs. Princeton

Penn State owns a 46-2 record against Princeton. Last season, after a 3-0 sweep of the Tigers at home in Rec Hall, the Nittany Lions played a full five sets on the road against Princeton. The squads met a third time in the EIVA Semifinals where Penn State again swept the Tigers to advance to the EIVA Championship match.

Scouting the Tigers

Princeton is currently fourth in the EIVA standings with a 2-1 league record. The Tigers are 4-2 overall. Princeton is on a three-match winning streak having defeated Rutgers-Newark (3-0), NJIT (3-2) and NYU (3-10). The Tigers take on Saint Francis on Feb. 22 before coming to State College. Junior outside Pat Schwagler leads the Tigers this season with 4.00 kills per set, while junior setter Davis Waddell paces the offense with 10.10 assists per set. Sophomore libero Tony Ensburry is the top player in the back row with 2.54 digs per set and sophomore middle Will Siroky has a team-high 1.09 blocks per set.

2013 Schedule

January

Outrigger Invitational - Honolulu, Hawaii

10	vs. No. 5 UCLA	L, 3-2
11	at Hawaii	W, 3-2
12	vs. No. 10 Ohio State	W, 3-0
18	vs. No. 12 Lewis	W, 3-1
22	vs. Loyola-Chicago	W, 3-0
25	vs. Sacred Heart*	W, 3-0
26	vs. Harvard*	W, 3-2

February

1	vs. Pfeiffer	W, 3-0
2	vs. Mount Olive	W, 3-0
8	vs. Saint Francis*	W, 3-0
9	vs. No. 9 Ohio State	L, 3-0
15	at Harvard*	L, 3-0
16	at Sacred Heart*	W, 3-0
22	vs. George Mason*	7 p.m.
23	vs. Princeton*	7 p.m.

March

1	at Rutgers-Newark*	7 p.m.
2	at NJIT*	8 p.m.
9	at IPFW	7 p.m.
10	at Ball State	2 p.m.
16	at Ohio State	7 p.m.
23	at Saint Francis*	7 p.m.
29	at Princeton*	7 p.m.
30	at George Mason	7 p.m.

April

5	vs. Lees-McRae	7 p.m.
12	vs. Concordia	10 p.m.
13	at UC Irvine	10 p.m.
19	vs. Rutgers-Newark*	7 p.m.
20	vs. NJIT*	7 p.m.
25	EIVA Semifinals	TBA
27	EIVA Championship	TBA

May

2	NCAA Semifinals	Los Angeles, Calif.
4	NCAA Finals	Los Angeles, Calif.

Home matches played at Rec Hall in **bold** • All times ET and subject to change • * Indicates EIVA match



Quick Facts

The University

Location:.....University Park, Pa. 16802
 Founded:.....1855
 Enrollment:.....44,112
 Colors: Blue & White
 Nickname:..... Nittany Lions
 Conference:..... Big Ten
 President: Dr. Rodney Erickson
 Director of Athletics:..... Dr. Dave Joyner
 Facility (capacity): Rec Hall (5,812)

Volleyball Staff

Head Coach:Mark Pavlik (19th season)
 Alma Mater:.....Penn State, 1982
 Overall Record (Yrs/Pct):442-128 (.776)
 School Record: same
 Asst. Coaches: Colin McMillan (6th season)
 Jay Hosack (4th season)
 Office Phone: (814) 863-7475 or (814) 863-7474
 Office Fax:..... (814) 865-1746
 Office Address: 235 Rec Hall

Season in Review

2012 Record:.....23-6
 Home: 12-0 Away: 9-5
 Neutral: 2-1
 Conference record (finish):.....14-0 (1st)
 Home: 7-0 Away: 7-0
 Final AVCA Ranking:..... No. 7
 Postseason Play:..... NCAA National Semifinal
 National Semifinal:..... lost 3-1 to No.1 UC Irvine

The History

First Year of Volleyball:..... 1977
 All-Time Record (Years): 928-266-9
 All-Time EIVA Record:.....253-12
 EIVA Win Pct.:955 (.960)
 EIVA/ECVL Championships 28
 EIVA Championship Titles 24
 NCAA Tournament Appearances 27
 NCAA National Titles..... 1994 & 2008

2013 Penn State Roster

No.	Name	Yr.	Pos.	Ht.	Hometown/High School
1	Taylor Hammond	RS-Fr.	S	6-4	Mission Viejo, Calif./Santa Margarita Catholic
2	Zack Parik	Fr.	S	6-4	Woodridge, Ill./Downers Grove North
3	Connor Curry	RS-So.	L	6-0	Newport Beach, Calif./Newport Harbor
4	Nick Goodell	RS-So.	OH	6-4	Ambridge, Pa./Ambridge
5	Kyle Mars	Sr.	OH	6-3	Rochester, N.Y./Gates-Chili
7	Andrew Roberts	Fr.	Opp.	6-4	Grantville, Pa./Lower Dauphin
8	Aaron Russell	So.	OH	6-9	Ellicott City, Md./Centennial
9	Peter Russell	Jr.	OH	6-5	Ellicott City, Md./Centennial
10	Nick Turko	Sr.	MH	6-5	Lewisberry, Pa./Red Land
11	Spencer Sauter	Fr.	OH	6-7	Woodridge, Ill./Naperville North
12	Ian Hendries	Sr.	MH	6-8	Cardiff, Calif./La Costa Canyon
13	Tom Comfort	Sr.	Opp.	6-6	Orchard Park, N.Y./Orchard Park
14	Matt Kapusta	Sr.	OH	6-5	Bethel Park, Pa./Bethel Park
15	Scott Kegerreis	RS-Jr.	OH	6-6	Honeybrook, Pa./Twin Valley
16	Kyle Gegan	So.	MH	6-8	Pittsburgh, Pa./North Allegheny
17	Matt Callaway	Fr.	MH	6-7	Wheaton, Ill./Wheaton Warrenville South
18	Matt Seifert	RS-Fr.	MH	6-9	Reading, Pa./Exeter Township Senior

Head Coach: Mark Pavlik (Penn State, 1982), 19th year
Assistant Coaches: Jay Hosack (UC Santa Cruz, 1997) 4th year
 Colin McMillan (Ohio State, 2000), 5th year
Trainer: Brandon Hall (Slippery Rock, 2008), 1st year

Weekend Recap

Penn State had another split weekend suffering a 3-0 setback to Harvard before taking down Sacred Heart in a sweep. Sophomore Aaron Russell led Penn State with 20 kills, while junior Peter Russell tallied 15 and redshirt sophomore Nick Goodell posted 13. Redshirt freshman Taylor Hammond posted 61 assists and Aaron Russell led the Lions with three aces. Russell had a team-best 10 digs, while redshirt sophomore Connor Curry recorded nine. Redshirt freshman Matt Seifert led the team at the net with four blocks.

What's Next?

The Nittany Lions are on the road for their next eight matches. Up first are trips to Rutgers-Newark and NJIT on March 1-2. Penn State breaks from conference play for visits to IPFW (3/9), Ball State (3/10) and Ohio State (3/16). Following three additional road trips, Penn State returns home on April 5 to host Lees-McRae.

The Statistical Story

Here the latest statistics for Penn State, George Mason and Princeton heading into this weekend's matches.

	Penn State	George Mason	Princeton
Hitting %	.278	.220	.267
Kills per set	12.37	12.44	12.12
Assists per set	11.59	11.64	11.62
Aces per set	1.46	0.75	1.17
Digs per set	8.85	10.08	8.25
Blocks per set	2.01	2.81	2.62



AVCA Div. I-II Men's Coaches Poll

No.	School	Pts.	Record	LW
1	UC Irvine (14)	238	12-3	t-1
2	BYU (2)	217	9-3	t-1
3	LBSU	211	11-4	4
4	Pepperdine	192	7-4	5
5	Stanford	176	9-5	3
6	Ohio State	140	10-2	t-6
7	UCLA	137	9-8	t-6
8	CS-Northridge	131	7-5	8
t-9	Penn State	87	10-3	9
t-9	USC	87	3-6	10
11	Hawaii	76	5-8	13
12	Lewis	72	9-5	14
13	Cal-Baptist	60	6-7	t-11
14	Pacific	46	5-6	t-11
15	Harvard	26	7-2	NR

Receiving Votes: Loyola-Chicago 7; UC San Diego 4; UCSB 4; George Mason 3

Volleyball Magazine Men's Division I-II Poll

Men's Coaches Poll

No.	School	Pts.	LW
1	UC Irvine (10)	100	1
2	LBSU	85	3
3	BYU	79	2
4	Pepperdine	72	5
5	Ohio State	58	7
6	Stanford	55	4
7	UCLA	29	9
8	CS-Northridge	27	8
9	Penn State	25	6
10	Hawaii	9	RV

Receiving Votes: Harvard, USC, Lewis

Nittany Lions Sweep EIVA Awards

Junior Peter Russell and redshirt sophomore Connor Curry earned EIVA Offensive and Defensive Player of the Week laurels, respectively, on Jan. 28. The pair led Penn State to wins against Loyola-Chicago, Sacred Heart and Harvard. Russell hit .358 for the week and totaled 26 kills, four aces, 13 digs and eight blocks. Curry combined for 29 digs, averaging 2.64 digs per set. His effective passing helped Penn State hit .240 for the week.

Mike Anderson Penn State Player of the Game

In honor of All-American Matt Anderson's father Mike Anderson, who passed away unexpectedly in 2010, the Penn State volleyball family has chosen to honor one Nittany Lion at the conclusion of each match in honor of Mike.

1/18 - Tom Comfort	2/1 - Scott Kegerreis
1/22 - Peter Russell	2/2 - Nick Goodell
1/25 - Taylor Hammond	2/8 - Matt Seifert
1/26 - Connor Curry/Kyle Mars	2/9 - Aaron Russell

Turko Serves It Up

Senior Nick Turko is making his mark in Penn State's career records. He entered his final season ranked in the top 10 in career aces and is continuing to cement his spot in program history. He currently has 102 aces for his career.

1. 207 - Max Holt (2006-09)	6. 102 - Nick Turko (2009-present)
2. 130 - Zeljko Koljesar (2000-03)	7. 100 - Will Price (2008-10)
3. 126 - Carlos Guerra (2000-03)	8. 99 - Jose Quinones (1999-02)
4. 108 - Matt Proper (2003-06)	9. 88 - Jason Kepner (1994-97)
5. 107 - Joe Sunder (2009-12)	88 - Alex Gutor (2004-07)
	10. 85 - Eric Houston (1998-00)

Russell and Curry Earn EIVA Weekly Honors

Two Nittany Lions were named EIVA Players of the Week. Redshirt sophomore Connor Curry was named the EIVA Defensive Player of the Week, while sophomore Aaron Russell was named the EIVA Offensive Player of the Week on Jan. 14. The duo helped Penn State to a 2-1 record in the Outrigger Invitational.

Russell, who was named to the Outrigger All-Tournament Team, led the Lions offensively with 42 kills and 45.0 points. He finished second on the team with 22 digs, averaging 1.69 per set and had a team-best 3.23 kills per set on .295 hitting. Curry was the starting libero for all three matches in Honolulu. He posted a team-high 29 digs (2.23 per set) and also had six assists. His effective passing helped Penn State hit .296 for the week.

Outrigger Invitational All-Tournament Team

Two members of the Penn State men's volleyball team earned spots on the Outrigger Invitational All-Tournament Team. Sophomore Aaron Russell and redshirt-freshman Taylor Hammond were Penn State's honorees. They joined Ohio State's Michael Henchy, Hawaii's JP Marks and Matthew Cheape, as well as Robert Page and the Most Outstanding Player Dane Worley of UCLA.

Men's Volleyball Debuts at No. 8 in AVCA Div. I-II Preseason Coaches Poll

The Penn State men's volleyball team debuted in the 2013 AVCA Division I-II Preseason Coaches Poll at No. 8. The Nittany Lions face six teams in 2013 that are ranked in this year's preseason poll, including No. 6 UCLA, No. 11 Ohio State, No. 5 Lewis, No. 10 Loyola-Chicago and No. 14 George Mason. Hawaii, Penn State's second opponent in the Outrigger Invitational, received votes in the preseason poll.

Russell Named Off the Block Preseason All-American

Sophomore Aaron Russell was named to the Off the Block Preseason First Team All-America Team for Division I-II. He was one of 20 players nationwide selected to the teams. A total of 10 players were named Preseason First Team and Preseason Second Team All-Americans. Players from 11 different programs were picked. Russell helped guide Penn State to a 23-6 overall record in 2012, including a 14-0 record in EIVA action. He was a 2012 Third Team Volleyball Magazine All-American, a First Team All-EIVA honoree and was named to the EIVA Championship All-Tournament team.



By The Numbers...

Overall	10-3
At home.....	7-1
On the road	2-1
On a neutral court	1-1
Non-conference matches	6-2
Against ranked D1 opponents	3-1
Against unranked D1 opponents	7-0
Against EIVA opponents	4-1
Against MIVA opponents	3-1
Against MPSF opponents.....	1-1
In front of a crowd of 2,000+	1-1
By Individual Set...	
Three sets	7-2
Four Sets.....	1-0
Five Sets	2-1
Sets over 25 points	3-2
Fifth sets over 15 points	1-0
When...	
Winning 1-0.....	9-1
Winning 2-0.....	8-0
Losing 1-0	1-2
Losing 2-0	0-2
On TV	1-0
On Radio	9-2
By Kills...	
Leading in kills	9-1
Trailing in kills.....	1-1
Tied in kills	0-1
By Digs...	
Leading in digs.....	8-1
Trailing in digs	1-2
Tied in digs.....	1-0
By Hitting Percentage...	
Leading/tied in hitting pct.	9-0
Trailing in hitting pct.	1-3
Hitting .400 or above	2-0
Hitting .300-.399	3-1
Hitting .200-.299	3-1
Hitting .100-.199	1-1
Hitting below .100.....	1-0
Holding opponents below .200.....	7-0
Holding opponents to .100 or below	2-0
By Blocks...	
Leading in blocks.....	6-0
Trailing in blocks	4-2
Tied in blocks.....	0-1
By Day of the Week...	
Tuesday/Wednesday/Thursday.....	1-1
Friday	5-1
Saturday/Sunday	4-1
By the Players...	
Two or more players with double-digit kills....	4-2
Two or more players with double-digit digs...0-0	
The team has 10 or more blocks	2-0

Penn State in the top 10 EIVA Stats (as of Feb 18, 2013)

Category.....	All Matches	Rank (leader)
Hitting Pct.278	1st
<i>Matt Seifert</i>402	1st
<i>Tom Comfort</i>298	7th
<i>Peter Russell</i>274	8th
Opp. Hitting Pct.212	3rd (HARV - .126)
Assists Per Set	11.59	4th (HARV - 11.81)
<i>Taylor Hammond</i>	10.78	1st
Kills Per Set	12.37	3rd (HARV - 12.62)
<i>Tom Comfort</i>	3.05	6th
<i>Aaron Russell</i>	3.00	8th
Blocks Per Set	2.01	5th (GMU - 2.81)
Service Aces Per Set	1.46	1st
<i>Nick Turko</i>	0.39	1st
<i>Aaron Russell</i>	0.31	4th
<i>Matt Seifert</i>	0.25	7th
Digs Per Set	8.85	4th (GMU - 10.08)
<i>Connor Curry</i>	2.41	5th

Penn State in the top 30 National Stats (as of February 18, 2013)

Category.....	All Matches	Rank	Leader	Stats
Hitting Pct.278	12th.....	BYU326
<i>Tom Comfort</i>298	23rd.....	<i>R. Feathers, USC</i>500
Assists Per Set	11.59	16th.....	Cal-Baptist	13.16
<i>Taylor Hammond</i>	10.78	4th.....	<i>P. Heinen, OSU</i>	11.27
Kills Per Set	12.37	15th.....	Cal-Baptist	13.85
Blocks Per Set	2.01	28th.....	Ball State.....	3.22
Service Aces Per Set	1.46	6th.....	Mount Olive.....	2.11
<i>Nick Turko</i>	0.39	11th.....	<i>R. Ferrer, Coker</i>	0.64
<i>Aaron Russell</i>	0.31	28th		
Digs Per Set	8.85	19th.....	Ohio State	11.70
<i>Connor Curry</i>	2.41	14th.....	<i>B. Anderson, OSU</i>	3.36

Nittany Lion Team Highs

- **Hitting Pct.**
• .494 (44-6-77) vs. Loyola-Chicago (1/22)
- **Kills**
• 54 vs. UCLA (1/10)
- **Assists**
• 53 at Hawaii (1/11)
- **Aces**
• 8 vs. Harvard (1/26)
- **Digs**
• 54 vs. Lewis (1/18)
- **Solo Blocks**
• 4 vs. Harvard (1/26)
- **Block Assists**
• 21 at Hawaii (1/11)
- **Total Blocks**
• 13.5 at Hawaii (1/11)
- **Points**
• 76.5 at Hawaii (1/11)



Nittany Lion Individual Season Bests

Player	Hitting Pct.	Assists	Kills	Aces	Digs	Blocks	Points
Taylor Hammond	N/A	50 (Hawaii)	3 (Lewis)	1 (3x)	7 (3x)	3 (Harvard)	4.0 (Harvard)
Zack Parik	N/A	1 (UCLA)	N/A	1 (5x)	N/A	N/A	1.0 (5x)
Connor Curry	N/A	3 (2x)	N/A	N/A	21 (Harvard)	N/A	N/A
Nick Goodell	.632 (Mt. Olive)	1 (SHU)	13 (Mt. Olive)	1 (3x)	3 (Pfeiffer)	2 (Pfeiffer)	14.5 (Mt. Olive)
Kyle Mars	N/A	1 (Harvard)	7 (Harvard)	N/A	6 (Harvard)	4 (Harvard)	10.0 (Harvard)
Aaron Russell	.529 (Mt. Olive)	1 (3x)	17 (Hawaii)	2 (3x)	9 (OSU)	3 (2x)	18.5 (Hawaii)
Peter Russell	.667 (LUC)	1 (2x)	12 (2x)	3 (LUC)	10 (Lewis)	3 (3x)	14.5 (2x)
Nick Turko	.667 (LUC)	2 (SHU)	7 (LUC)	3 (2x)	4 (2x)	7 (Hawaii)	10.5 (Hawaii)
Ian Hendries	N/A	N/A	4 (2x)	1 (2x)	4 (Mt. Olive)	4 (Harvard)	6.0 (Harvard)
Tom Comfort	.636 (SHU)	2 (Lewis)	18 (Lewis)	2 (3x)	12 (Lewis)	4 (3x)	19.0 (2x)
Matt Kapusta	N/A	N/A	1 (Pfeiffer)	N/A	N/A	N/A	1.0 (Pfeiffer)
Scott Kegerreis	.769 (Pfeiffer)	N/A	11 (Pfeiffer)	1 (2x)	6 (Pfeiffer)	2 (SHU)	12.0 (Pfeiffer)
Kyle Gregan	N/A	N/A	N/A	N/A	N/A	N/A	N/A
Matt Seifert	.769 (SFU)	1 (LUC)	10 (SFU)	3 (SHU)	2 (2x)	5 (2x)	12.5 (Hawaii)

EIVA Standings

School	Conference	Overall
George Mason	3-0	5-5
Penn State	4-1	10-3
Harvard	3-1	7-2
Princeton	2-1	4-2
Saint Francis	2-3	5-9
Rutgers-Newark	0-2	2-1
NJIT	0-2	2-9
Sacred Heart	0-4	1-8

Match-By-Match Starting Lineups

Date	Opp.	W/L	Score	Setter	Opp.	OH	OH	MB	MB	L
1/10	UCLA	L	3-2	Hammond	Goodell	A. Russell	Kegerreis	Turko	Seifert	Curry
1/11	Hawaii	W	3-2	Hammond	Comfort	A. Russell	P. Russell	Turko	Seifert	Curry
1/12	OSU	W	3-0	Hammond	Comfort	A. Russell	P. Russell	Turko	Seifert	Curry
1/18	Lewis	W	3-1	Hammond	Comfort	A. Russell	P. Russell	Turko	Seifert	Curry
1/22	LUC	W	3-0	Hammond	Comfort	A. Russell	P. Russell	Turko	Seifert	Curry
1/25	SHU	W	3-0	Hammond	Comfort	A. Russell	P. Russell	Turko	Seifert	Curry
1/26	Harvard	W	3-2	Hammond	Comfort	A. Russell	P. Russell	Turko	Seifert	Curry
2/1	Pfeiffer	W	3-0	Hammond	Comfort	A. Russell	P. Russell	Turko	Seifert	Curry
2/2	Mt. Olive	W	3-0	Hammond	Comfort	A. Russell	P. Russell	Hendries	Seifert	Curry
2/8	SFU	W	3-0	Hammond	Comfort	A. Russell	P. Russell	Turko	Seifert	Curry
2/9	OSU	L	3-0	Hammond	Comfort	A. Russell	P. Russell	Turko	Seifert	Curry
2/15	Harvard	L	3-0	Hammond	Comfort	A. Russell	P. Russell	Turko	Seifert	Curry
2/16	SHU	W	3-0	Hammond	Comfort	A. Russell	P. Russell	Turko	Seifert	Curry



2013 Schedule and Results

Date	Opponent	W/L	Score	Set Scores	Site	Att.	Record	Time
1/10	UCLA	L	3-2	25-19, 18-25, 25-18, 21-25, 10-15	Honolulu, Hawaii	2,677	0-1	2:05
1/11	Hawaii	W	3-2	24-26, 25-18, 17-25, 25-15, 16-14	Honolulu, Hawaii	2,960	1-1	2:30
1/12	Ohio State	W	3-0	26-24, 25-17, 25-22	Honolulu, Hawaii	3,048	2-1	1:24
1/18	Lewis	W	3-1	25-22, 25-23, 20-25, 25-18	University Park, Pa.	748	3-1	2:03
1/22	Loyola-Chicago	W	3-0	27-25, 25-16, 25-19	University Park, Pa.	206	4-1	1:24
1/25	Sacred Heart	W	3-0	25-12, 25-18, 25-23	University Park, Pa.	346	5-1	1:16
1/26	Harvard	W	3-2	25-23, 20-25, 25-14, 16-25, 15-6	University Park, Pa.	657	6-1	1:56
2/1	Pfeiffer	W	3-0	25-15, 25-22, 25-18	University Park, Pa.	385	7-1	1:16
2/2	Mount Olive	W	3-0	26-24, 25-22, 25-22	University Park, Pa.	227	8-1	1:31
2/8	Saint Francis	W	3-0	25-15, 25-21, 25-17	University Park, Pa.	1,222	9-1	1:11
2/9	Ohio State	L	3-0	22-25, 20-25, 24-26	University Park, Pa.	3,227	9-2	1:36
2/15	Harvard	L	3-0	25-23, 25-17, 25-23	Cambridge, Mass.	550	9-3	1:21
2/16	Sacred Heart	W	3-0	25-17, 25-18, 25-23	Fairfield, Conn.	309	10-3	1:15



Individual Player Match-By-Match Highs

<u>Date</u>	<u>Opponent</u>	<u>Kills</u>	<u>Attacks</u>	<u>Assists</u>	<u>Digs</u>	<u>Total Blocks</u>
1/10	UCLA	12 - A. Russell	29 - A. Russell	44 - Hammond	12 - Curry	2 - Hammond 2 - Turko 2 - Seifert
1/11	Hawaii	17 - A. Russell	29 - Comfort	50 - Hammond	7 - A. Russell	7 - Turko
1/12	Ohio State	13 - A. Russell	30 - P. Russell	41 - Hammond	11 - Curry	4 - Comfort
1/18	Lewis	18 - Comfort	41 - Comfort	43 - Hammond	12 - Curry 12 - Comfort	4 - Turko
1/22	Loyola-Chicago	10 - Comfort 10 - P. Russell	20 - A. Russell	36 - Hammond	7 - P. Russell	5 - Turko
1/25	Sacred Heart	7 - A. Russell 7 - Comfort	14 - A. Russell	31 - Hammond	5 - A. Russell	3 - P. Russell 3 - Turko
1/26	Harvard	12 - P. Russell	35 - Comfort	37 - Hammond	21 - Curry	4 - Mars 4 - Hendries
2/1	Pfeifer	11 - Kegerreis	21 - Goodell	36 - Hammond	9 - Curry	2 - Seifert 2 - Goodell
2/2	Mount Olive	13 - Goodell	27 - P. Russell	40 - Hammond	8 - P. Russell	5 - Seifert
2/8	Saint Francis	10 - Seifert	17 - P. Russell 17 - Comfort	38 - Hammond	7 - A. Russell	4 - Turko
2/9	Ohio State	16 - A. Russell	31 - P. Russell	39 - Hammond	12 - Curry	2 - P. Russell 2 - Turko 2 - Seifert
2/15	Harvard	11 - A. Russell	23 - P. Russell	29 - Hammond	5 - Curry	2 - Turko
2/16	Sacred Heart	9 - A. Russell	17 - Goodell	32 - Hammond	7 - Hammond	4 - Seifert
Totals (including ties)		7 - A. Russell 3 - Comfort 2 - P. Russell 1 - Kegerreis 1 - Goodell 1 - Seifert	5 - P. Russell 4 - Comfort 3 - A. Russell 2 - Goodell	13 - Hammond	6 - Curry 3 - A. Russell 2 - P. Russell 1 - Comfort 1 - Hammond	7 - Turko 5 - Seifert 2 - P. Russell 1 - Comfort 1 - Hammond 1 - Mars 1 - Hendries 1 - Goodell



Team Match-By-Match State Comparison

<u>Date</u>	<u>Opponent</u>	<u>Sets</u>	<u>Kills</u>	<u>Hitting %</u>	<u>Aces</u>	<u>Digs</u>	<u>Total Team Blocks</u>	<u>Total Points Scored*</u>
1/10	UCLA	5	54/54	.303/.304	4/11	36/45	5.0/5.0	63.0/70.0
1/11	Hawaii	5	56/58	.294/.248	7/5	24/36	13.5/10.0	76.5/73.0
1/12	Ohio State	3	44/34	.292/.196	7/3	33/31	5.0/9.0	56.0/46.0
1/18	Lewis	4	51/45	.195/.154	4/3	54/48	9.0/17.5	64.0/65.5
1/22	Loyola-Chicago	3	44/38	.494/.262	5/5	26/23	7.0/3.0	56.0/46.0
1/25	Sacred Heart	3	35/24	.313/.060	4/4	21/14	8.5/4.0	47.5/32.0
1/26	Harvard	5	42/34	.047/.062	8/5	49/42	11.0/17.5	61.0/56.5
2/1	Pfeiffer	3	39/29	.284/.175	6/2	28/23	5.0/6.0	50.0/37.0
2/2	Mount Olive	3	44/36	.379/.262	5/7	26/26	6.0/4.0	55.0/47.0
2/8	Saint Francis	3	43/29	.455/.133	6/2	25/22	7.5/2.0	56.5/33.0
2/9	Ohio State	3	42/40	.173/.333	6/3	34/33	5.5/10.0	53.0/53.0
2/15	Harvard	3	35/74	.244/.457	3/4	21/22	2.0/7.0	40.0/58.0
2/16	Sacred Heart	3	40/29	.355/.108	2/1	30/21	8.0/6.0	50.0/36.0

* indicates total points scored by a team (kills, aces, blocks), not the cumulative total game scores, which also take into account opponent errors



2013 Penn State Superlatives

Three sets	Individual	Team
Kills:	16 - Aaron Russell vs. Ohio State (2/9)	44 - 3x, last vs. Mount Olive (2/2)
Attacks:	31 - Peter Russell vs. Ohio State (2/9)	104 - vs. Ohio State (2/9)
Attack Percentage*:	.769 (10-0-13) - 2x, last, M. Seifert vs. Saint Francis (2/8)	.494 (44-6-77) - vs. Loyola (1/22)
Assists:	41 - Taylor Hammond vs. Ohio State (1/12)	43 - 2x, last vs. Mount Olive (2/2)
Aces:	3 - 3x, last, M. Seifert, Sacred Heart (1/25)	7 - vs. Ohio State (1/12)
Digs:	12 - Connor Curry vs. Ohio State (2/9)	34 - vs. Ohio State (2/9)
Solo Blocks:	1 - 12x, last, P. Russell, M. Seifert & I. Hendries at Sacred Heart (2/16)	3 - 2x, last at Sacred Heart (2/16)
Block Assists:	5 - 2x, last, M. Seifert vs. Mount Olive (2/2)	15 - vs. Saint Francis (2/8)
Total Blocks:	5 - 2x, last, M. Seifert vs. Mount Olive (2/2)	8.5 - vs. Sacred Heart (1/25)

Four sets	Individual	Team
Kills:	18 - Tom Comfort vs. Lewis (1/18)	51 - vs. Lewis (1/18)
Attacks:	41 - Tom Comfort vs. Lewis (1/18)	133 - vs. Lewis (1/18)
Attack Percentage*:	.417 (5-0-12) - Nick Turko vs. Lewis (1/18)	.195 (51-25-133) - vs. Lewis (1/18)
Assists:	43 - Taylor Hammond vs. Lewis (1/18)	48 - vs. Lewis (1/18)
Aces:	2 - Aaron Russell vs. Lewis (1/18)	4 - vs. Lewis (1/18)
Digs:	12 - T. Comfort & C. Curry vs. Lewis (1/18)	54 - vs. Lewis (1/18)
Solo Blocks:	2 - Aaron Russell vs. Lewis (1/18)	3 - vs. Lewis (1/18)
Block Assists:	3 - N. Turko & M. Seifert vs. Lewis (1/18)	12 - vs. Lewis (1/18)
Total Blocks:	4 - Nick Turko vs. Lewis (1/18)	9.0 - vs. Lewis (1/18)

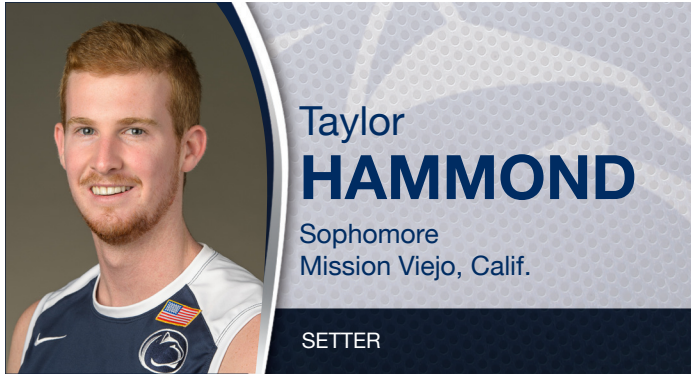
Five sets	Individual	Team
Kills:	17 - Aaron Russell vs. Hawaii (1/11)	56 - at Hawaii (1/11)
Attacks:	35 - Tom Comfort vs. Harvard (1/26)	127 - vs. Harvard (1/26)
Attack Percentage*:	.533 (9-1-15) - Matt Seifert vs. UCLA (1/10)	.303 (54-17-122) - vs. UCLA (1/10)
Assists:	50 - Taylor Hammond vs. Hawaii (1/11)	53 - at Hawaii (1/11)
Aces:	3 - Nick Turko vs. Harvard (1/26)	8 - vs. Harvard (1/26)
Digs:	21 - Connor Curry vs. Harvard (1/26)	49 - vs. Harvard (1/26)
Solo Blocks:	2 - 2x, last, K. Mars vs. Harvard (1/26)	4 - vs. Harvard (1/26)
Block Assists:	7 - Nick Turko vs. Hawaii (1/11)	21 - at Hawaii (1/11)
Total Blocks:	7 - Nick Turko vs. Hawaii (1/11)	13.5 - at Hawaii (1/11)

2013 Opponent Superlatives

Three sets	Individual	Team
Kills:	13 - 3x, last, DJ White, Harvard (2/15)	47 - Harvard (2/15)
Attacks:	33 - 2x, last, L. Patterson, Saint Francis (2/8)	93 - Ohio State (2/9)
Attack Percentage*:	.571 (9-1-14) - Colin Sherwin, Saint Francis (2/8)	.457 (47-10-81) - Harvard (2/15)
Assists:	40 - Rob Lothman, Harvard (2/15)	42 - Harvard (2/15)
Aces:	4 - Adam Miracle, Mount Olive (2/2)	7 - Mount Olive (2/2)
Digs:	16 - Brenne Anderson, Ohio State (1/12)	33 - Ohio State (2/9)
Solo Blocks:	2 - 2x, last, Raymond Satagaj, Sacred Heart (2/16)	4 - 2x, last, Sacred Heart (2/16)
Block Assists:	6 - Grayson Overman, Ohio State (2/9)	14 - Ohio State (2/9)
Total Blocks:	7 - Grayson Overman, Ohio State (2/9)	10.0 - Ohio State (2/9)

Four sets	Individual	Team
Kills:	13 - Geoff Powell, Lewis (1/18)	45 - Lewis (1/18)
Attacks:	38 - G. Powell & J. Petty, Lewis (1/18)	130 - Lewis (1/18)
Attack Percentage*:	.308 (5-1-13) - Bobby Walsh, Lewis (1/18)	.154 (45-25-130) - Lewis (1/18)
Assists:	38 - BJ Boldog, Lewis (1/18)	42 - Lewis (1/18)
Aces:	2 - Patrick Lilly, Lewis (1/18)	3 - Lewis (1/18)
Digs:	12 - Eric Butch, Lewis (1/18)	48 - Lewis (1/18)
Solo Blocks:	1 - G. Powell & S. Nelson, Lewis (1/18)	2 - Lewis (1/19)
Block Assists:	11 - Eric Fitterer, Lewis (1/18)	31 - Lewis (1/18)
Total Blocks:	11 - Eric Fitterer, Lewis (1/18)	17.5 - Lewis (1/18)

Five sets	Individual	Team
Kills:	18 - Sinisa Zarkovic, Hawaii (1/11)	58 - Hawaii (1/11)
Attacks:	39 - Nick Madden, Harvard (1/26)	117 - Hawaii (1/11)
Attack Percentage*:	.500 (18-4-28) - Sinisa Zarkovic, Hawaii (1/11)	.304 (54-19-115) - UCLA (1/10)
Assists:	51 - Max Wechsung, Hawaii (1/11)	55 - Hawaii (1/11)
Aces:	5 - Dane Worley, UCLA (1/10)	11 - UCLA (1/10)
Digs:	15 - 2x, last, M. Cheape, Hawaii (1/11)	45 - UCLA (1/10)
Solo Blocks:	2 - Davis Holt, Hawaii (1/11)	3 - Harvard (1/26)
Block Assists:	7 - C. Zimmick & K. Rehkemper, Harvard (1/26)	16 - Hawaii (1/11)
Total Blocks:	8 - Caleb Zimmick, Harvard (1/26)	11.0 - Harvard (1/26)

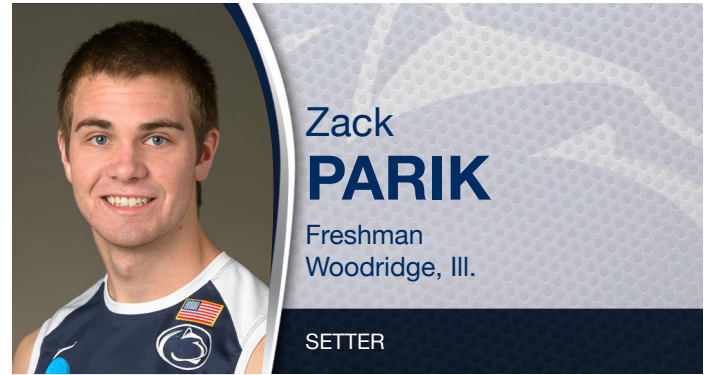


Taylor
HAMMOND

Sophomore
Mission Viejo, Calif.

SETTER

Outrigger Invitational All-Tournament Team ... Mike Anderson Player of the Match (1/25) ... posted 44 assists vs. UCLA (1/10) ... tallied 50 assists and three blocks against Hawaii (1/11) ... had 41 assists against Ohio State (1/12) ... registered 43 assists against Lewis (1/18) ... paced the offense to a .494 hitting percentage with 36 assists vs. Loyola (1/22) ... helped PSU to a .313 hitting percentage with 31 assists vs. Sacred Heart (1/25) ... posted 37 assists and three blocks vs. Harvard (1/26) ... had 36 assists vs. Pfeiffer (2/1) ... paced the offense to a .379 hitting percentage with 40 assists vs. Mount Olive (2/2) ... had 38 assists vs. Saint Francis (2/8) and helped Penn State hit .445 ... had 39 assists against Ohio State (2/9) ... led the team in digs with seven and tallied 32 assists vs. Sacred Heart (2/16).



Zack
PARIK

Freshman
Woodridge, Ill.

SETTER

Had an ace vs. Lewis (1/18) ... tallied an ace vs. Harvard (1/26) ... notched an ace vs. Pfeiffer (2/1) ... recorded an ace vs. Mount Olive (2/2) ... registered an ace vs. Saint Francis (2/8).

2013 SEASON HIGHS

Kills:..... 3 vs. Lewis (1/18)
Attacks: 6 vs. Lewis (1/18)
Hitting Percentage: N/A
Assists:..... 50 at Hawaii (1/11)
Aces: 1, 2x, last vs. Harvard (1/26)
Digs: 7, 3x, last at Sacred Heart (2/16)
Blocks: 3, 2x, last vs. Harvard (1/26)

CAREER HIGHS

Kills:..... 3 vs. Lewis (1/18/13)
Attacks: 6 vs. Lewis (1/18/13)
Hitting Percentage: N/A
Assists:..... 50 at Hawaii (1/11/13)
Aces: 1, 2x, last vs. Harvard (1/26/13)
Digs: 7, 3x, last at Sacred Heart (2/16/13)
Blocks: 3, 2x, last vs. Harvard (1/26/13)

2013 SEASON HIGHS

Kills:..... N/A
Attacks: N/A
Hitting Percentage: N/A
Assists:..... 1 vs. UCLA (1/10)
Aces: 1, 5x, last vs. Saint Francis (2/8)
Digs: N/A
Blocks: N/A

CAREER HIGHS

Kills:..... N/A
Attacks: N/A
Assists:..... 1 vs. UCLA (1/10/13)
Aces: 1, 5x, last vs. Saint Francis (2/8/13)
Digs: N/A
Blocks: N/A



EIVA Defensive Player of the Week (1/14, 1/28) ... Mike Anderson Penn State Player of the Match (2/2) ... led the team with 12 digs vs. UCLA (1/10) ... had a team-best 11 digs vs. Ohio State (1/11) ... tied for first on the team with 12 digs vs. Lewis (1/18) ... tied his career high with 21 digs vs. Harvard (1/26) ... had a match-high nine digs vs. Pfeiffer (2/1) ... recorded a match-best 12 digs vs. Ohio State (2/9).

Mike Anderson Penn State Player of the Match (2/2) ... had one kill and one ace vs. Loyola (1/22) ... had eight kills and two blocks vs. Pfeiffer (2/1) ... had a team-high 13 kills on .632 hitting against Mount Olive (2/2) ... pounded eight kills at Harvard (2/15).

2013 SEASON HIGHS

Kills:..... N/A
 Attacks: 1 vs. Loyola (1/22)
 Hitting Percentage: N/A
 Assists: 3 at Hawaii (1/11)
 Aces: N/A
 Digs: 21 vs. Harvard (1/26)
 Blocks: N/A

CAREER HIGHS

Kills:..... N/A
 Attacks: 1, 2x, last vs. Loyola (1/22/13)
 Hitting Percentage: N/A
 Assists: 4, 2x, last vs. Saint Francis (4/21/12)
 Aces: N/A
 Digs: 21, 2x, last vs. Harvard (1/26/13)
 Blocks: N/A

2013 SEASON HIGHS


Kills:..... 13 vs. Mount Olive (2/1)
 Attacks: 21 vs. Pfeiffer (2/2)
 Hitting Percentage:632 (13-1-19) vs. Mount Olive (2/2)
 Assists: 1 at Sacred Heart (2/16)
 Aces: 1, 3x, last vs. Mount Olive (2/2)
 Digs: 4 vs. Harvard (1/26)
 Blocks: 2 vs. Pfeiffer (2/1)

CAREER HIGHS

Kills:..... 22 vs. Harvard (4/7/12)
 Attacks: 38 vs. UC Irvine (5/3/12)
 Hitting Percentage:750 (15-0-20) at Harvard (2/17/12)
 Assists: 1, 4x, last at Sacred Heart (2/16/13)
 Aces: 3, 4x, last vs. George Mason (2/25/12)
 Digs: 8, 2x, last vs. Harvard (4/7/12)
 Blocks: 6 vs. Sacred Heart (4/6/12)




Kyle
MARS
Senior
Rochester, N.Y.
OUTSIDE HITTER



Andrew
ROBERTS
Freshman
Grantville, Pa.
OPPOSITE

Mike Anderson Penn State Player of the Match (1/26) ... had three kills vs. Sacred Heart (1/25) ... posted seven kills, six digs and four blocks vs. Harvard (1/26).

2013 SEASON HIGHS

Kills:..... 7 vs. Harvard (1/26)
 Attacks: 20 vs. Harvard (1/26)
 Hitting Percentage: N/A
 Assists:..... 1 at Harvard (2/15)
 Aces: N/A
 Digs: 6 vs. Harvard (1/26)
 Blocks: 4 vs. Harvard (1/26)

CAREER HIGHS

Kills:..... 7 vs. Harvard (1/26/13)
 Attacks: 20 vs. Harvard (1/26/13)
 Hitting Percentage:250 (3-1-8) vs. Rutgers-Newark (2/10/12)
 Assists:..... 1, 3x, last at Harvard (2/15/13)
 Aces: N/A
 Digs: 6 vs. Harvard (1/26/13)
 Blocks: 4 vs. Harvard (1/26/13)

2013 SEASON HIGHS

Kills:..... N/A
 Attacks: N/A
 Hitting Percentage: N/A
 Assists:..... N/A
 Aces: N/A
 Digs: N/A
 Blocks: N/A

CAREER HIGHS

Kills:..... N/A
 Attacks: N/A
 Hitting Percentage: N/A
 Assists:..... N/A
 Aces: N/A
 Digs: N/A
 Blocks: N/A

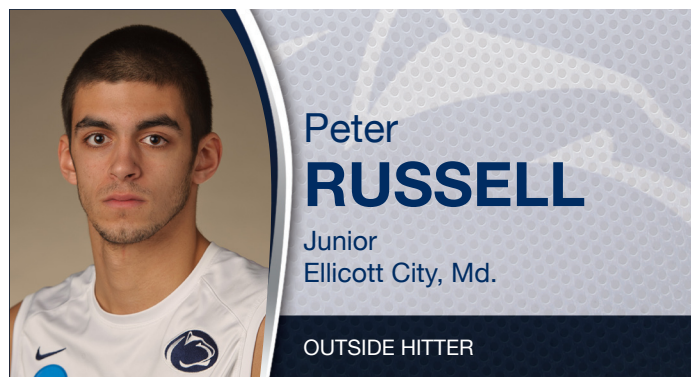


Aaron
RUSSELL

Sophomore
Ellicott City, Md.

MIDDLE HITTER

Off the Block Preseason All-America ... Outrigger Invitational All-Tournament Team ... EIVA Offensive Player of the Week (1/14) ... Mike Anderson Penn State Player of the Match (2/9) ... led the team with 12 kills vs. UCLA (1/10) ... had 17 kills and seven digs at Hawaii (1/11) ... posted a match-high 13 kills and seven digs vs. Ohio State (1/12) ... had nine kills, seven digs and three blocks vs. Lewis (1/18) ... had seven kills vs. Sacred Heart (1/25) ... put down 11 kills vs. Mount Olive (2/2) ... had seven kills and a team-high seven digs vs. Saint Francis (2/8) ... led the team with 16 kills against Ohio State (2/9) ... had a team-high 11 kills at Harvard (2/15) ... put down nine kills and tallied six digs at Sacred Heart (2/16).



Peter
RUSSELL

Junior
Ellicott City, Md.

OUTSIDE HITTER

Mike Anderson Player of the Game (1/22) ... EIVA Offensive Player of the Week (1/28) ... posted nine kills vs. UCLA (1/10) ... had 11 kills against Hawaii (1/11) ... pounded 12 kills against Ohio State (1/12) ... had eight kills and 10 digs vs. Lewis (1/18) ... had a match-high 12 kills and three blocks vs. Harvard (1/26) ... pounded 11 kills and led the team with eight digs vs. Mount Olive (2/2) ... second on the team with nine kills vs. Saint Francis (2/8) ... notched 10 kills at Harvard (2/15).

2013 SEASON HIGHS

Kills:..... 17 at Hawaii (1/11)
Attacks: 36 at Hawaii (1/11)
Hitting Percentage:529 (11-2-17) vs. Mount Olive (2/2)
Assists:..... 1, 3x, last vs. Mount Olive (2/2)
Aces: 2, 3x, last at Harvard (2/15)
Digs: 8 vs. UCLA (1/10)
Blocks: 3, 2x, last vs. Saint Francis (2/8)

CAREER HIGHS

Kills:..... 17 at Hawaii (1/11/13)
Attacks: 36 at Hawaii (1/11/13)
Hitting Percentage:778 (7-0-9), 2x, last vs. Harvard (2/17/12)
Assists:..... 3 at NJIT (3/23/12)
Aces: 3, 3x, last vs. George Mason (4/28/12)
Digs: 8 vs. UCLA (1/11/13)
Blocks: 8 vs. Sacred Heart (4/6/12)

2013 SEASON HIGHS


Kills:..... 12, 2x, last vs. Harvard (1/26)
Attacks: 31, 2x, last vs. Ohio State (2/9)
Hitting Percentage:667 (10-0-15) vs. Loyola (1/22)
Assists:..... 1, 2x, last vs. Lewis (1/18)
Aces: 3 vs. Loyola (1/22)
Digs: 10 vs. Lewis (1/18)
Blocks: 3, 3x, last vs. Harvard (1/26)

CAREER HIGHS

Kills:..... 12, 2x, last vs. Harvard (1/26/13)
Attacks: 31, 2x, last vs. Ohio State (2/9/13)
Hitting Percentage:667 (10-0-15) vs. Loyola (1/22/13)
Assists:..... 1, 5x, last vs. Lewis (1/18/13)
Aces: 3 vs. Loyola (1/22/13)
Digs: 10 vs. Lewis (1/18/13)
Blocks: 4 vs. Ohio State (3/3/12)




**Nick
TURKO**
Senior
Lewisberry, Pa.
MIDDLE HITTER



**Spencer
Sauter**
Freshman
Woodridge, Ill.
OUTSIDE HITTER

Had a team-best seven blocks at Hawaii (1/11) ... had three aces against Ohio State (1/12) ... had five kills and a team-best four blocks vs. Lewis (1/18) ... posted seven kills in nine swings and a match-high five blocks vs. Loyola (1/22) ... put up three blocks vs. Sacred Heart (1/25) ... had three aces and three blocks vs. Harvard (1/26) ... pounded six kills and had a team-best four blocks vs. Saint Francis (2/8).

2013 SEASON HIGHS

Kills:.....7 vs. Loyola (1/22)
Attacks: 12 vs. Lewis (1/18)
Hitting Percentage: 1.000 (4-0-4) vs. UCLA (1/10)
Assists:..... 2 vs. Sacred Heart (1/25)
Aces: 3, 2x, last vs. Harvard (1/26)
Digs: 4, 2x, last at Harvard (2/15)
Blocks: 7 at Hawaii (1/12)

CAREER HIGHS

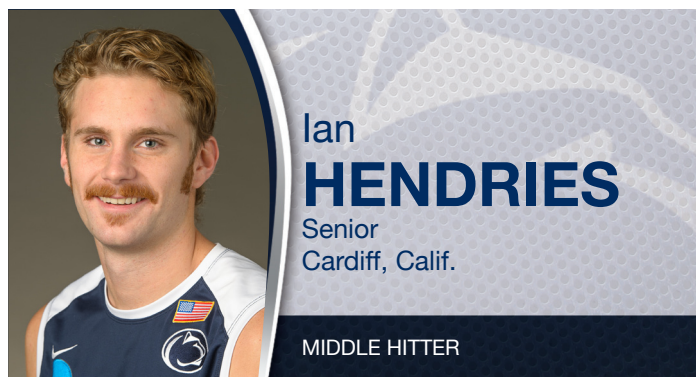
Kills:..... 13 vs. Rutgers-Newark (2/11/11)
Attacks: 18, 4x, last vs. UCSB (3/11/11)
Hitting Percentage: 1.000 (7-0-7) vs. Princeton (5/1/10)
Assists:..... 2 vs. Sacred Heart (1/25/13)
Aces: 5 vs. Ohio State (3/3/12)
Digs: 4, 2x, last vs. Lewis (1/18/13)
Blocks: 7, 2x, last at Hawaii (1/12/13)

2013 SEASON HIGHS

Kills:..... N/A
Attacks: N/A
Hitting Percentage: N/A
Assists:..... N/A
Aces: N/A
Digs: N/A
Blocks: N/A

CAREER HIGHS

Kills:..... N/A
Attacks: N/A
Hitting Percentage: N/A
Assists:..... N/A
Aces: N/A
Digs: N/A
Blocks: N/A



Ian
HENDRIES

Senior
Cardiff, Calif.

MIDDLE HITTER

Led the team with four blocks vs. Harvard (1/26) ... posted four kills and two blocks at Sacred Heart (2/16).



Tom
COMFORT

Senior
Orchard Park, N.Y..

OPPOSITE

Mike Anderson Player of the Game (1/18) ... put down eight kills vs. UCLA (1/10) ... second on the team with 15 kills and four blocks at Hawaii (1/11) ... had 10 kills and a team-best four blocks vs. Ohio State (1/12) ... had a match-high 18 kills and 12 digs vs. Lewis (1/18) ... tied for first on the team with 10 kills on .556 hitting with four blocks vs. Loyola (1/22) ... had seven kills vs. Sacred Heart (1/25) ... was second on the team with nin kills vs. Harvard (1/26) ... pounded nine kills vs. Saint Francis (2/8) ... was second on the team with 13 kills vs. Ohio State (2/9) ... recorded eight kills on .636 hitting at Sacred Heart (2/16).

2013 SEASON HIGHS

Kills:..... 4, 2x, last at Sacred Heart (2/16)
 Attacks: 7 vs. Mount Olive (2/2)
 Hitting Percentage: 1.000 (4-0-4) at Sacred Heart (2/16)
 Assists: N/A
 Aces: 1, 2x, last vs. Mount Olive (2/2)
 Digs: 4 vs. Mount Olive (2/2)
 Blocks: 4 vs. Harvard (1/26)

CAREER HIGHS

Kills:..... 6, 2x, last at Hawaii (1/14/11)
 Attacks: 11, 2x, last vs. Rutgers-Newark (2/11/11)
 Hitting Percentage:833 (5-0-6) at Saint Francis (2/23/11)
 Assists: 2 at Rutgers-Newark (3/24/12)
 Aces: 2 at Loyola (1/30/10)
 Digs: 4 vs. Mount Olive (2/2/13)
 Blocks: 6, 3x, last at UCLA (3/9/11)

2013 SEASON HIGHS

Kills:..... 18 vs. Lewis (1/18)
 Attacks: 41 vs. Lewis (1/18)
 Hitting Percentage:636 (8-1-11) at Sacred Heart (2/16)
 Assists: 2 vs. Lewis (1/18)
 Aces: 2, 3x, last vs. Ohio State (2/9)
 Digs: 12 vs. Lewis (1/18)
 Blocks: 4, 3x, last vs. Loyola (1/22)

CAREER HIGHS

Kills:..... 21 at Hawaii (1/8/10)
 Attacks: 43 at UCLA (3/9/11)
 Hitting Percentage:636 (8-1-11) at Sacred Heart (2/16/13)
 Assists: 2 vs. Lewis (1/18/13)
 Aces: 4, 2x, last vs. Ball State (3/18/11)
 Digs: 12 vs. Lewis (1/18/13)
 Blocks: 5 at George Mason (2/26/11)



Matt
KAPUSTA

Junior
Bethel Park, Pa.

OUTSIDE HITTER

Made career debut vs. Sacred Heart (1/25) ... pounded a kill vs. Pfeiffer (2/1).



Scott
KEGERREIS

RS-Junior
Honeybrook, Pa.

OUTSIDE HITTER

Mike Anderson Penn State Player of the Match (2/1) ... posted three kills vs. UCLA (1/10) ... recorded two kills vs. Sacred Heart (1/25) ... had a team-high 11 kills on .769 hitting and six digs vs. Pfeiffer (2/1) ... posted two blocks at Sacred Heart (2/16).

2013 SEASON HIGHS

Kills:..... 1 vs. Pfeiffer (2/1)
 Attacks: 2 vs. Pfeiffer (2/1)
 Hitting Percentage: N/A
 Assists: N/A
 Aces: N/A
 Digs: N/A
 Blocks: N/A

CAREER HIGHS

Kills:..... 1 vs. Pfeiffer (2/1/13)
 Attacks: 2 vs. Pfeiffer (2/1/13)
 Hitting Percentage: N/A
 Assists: N/A
 Aces: N/A
 Digs: N/A
 Blocks: N/A

2013 SEASON HIGHS

Kills:..... 11 vs. Pfeiffer (2/1)
 Attacks: 13 vs. Pfeiffer (2/1)
 Hitting Percentage:769 (11-1-13) vs. Pfeiffer (2/1)
 Assists: N/A
 Aces: 1, 2x, last vs. Pfeiffer (2/1)
 Digs: 6 vs. Pfeiffer (2/1)
 Blocks: 2 at Sacred Heart (2/16)

CAREER HIGHS

Kills:..... 14, 2x, last vs. CS-Northridge (2/5/11)
 Attacks: 27, 2x, last vs. CS-Northridge (2/5/11)
 Hitting Percentage:769 (11-1-13) vs. Pfeiffer (2/1/13)
 Assists: 2 vs. Rutgers-Newark (2/11/11)
 Aces: 3 vs. Loyola (1/28/11)
 Digs: 7, 2x, last at IPFW (4/16/11)
 Blocks: 3, 2x, last vs. Loyola (1/28/11)




**Kyle
GREGAN**
Sophomore
Pittsburgh, Pa.
MIDDLE HITTER



**Matt
CALLAWAY**
Freshman
Wheaton, Ill.
MIDDLE HITTER

2013 SEASON HIGHS

Kills:..... N/A
 Attacks: N/A
 Hitting Percentage: N/A
 Assists: N/A
 Aces: N/A
 Digs: N/A
 Blocks: N/A

CAREER HIGHS

Kills:..... 1 vs. Mount Olive (2/3/12)
 Attacks: 1 vs. Mount Olive (2/3/12)
 Hitting Percentage: N/A
 Assists: N/A
 Aces: N/A
 Digs: N/A
 Blocks: 1 vs. Rutgers-Newark (2/10/12)

2013 SEASON HIGHS

Kills:..... N/A
 Attacks: N/A
 Hitting Percentage: N/A
 Assists: N/A
 Aces: N/A
 Digs: N/A
 Blocks: N/A

CAREER HIGHS

Kills:..... N/A
 Attacks: N/A
 Hitting Percentage: N/A
 Assists: N/A
 Aces: N/A
 Digs: N/A
 Blocks: N/A



Mike Anderson Penn State Player of the Match (2/8) ... pounded nine kills with two blocks vs. UCLA (1/10) ... had seven kills and five blocks at Hawaii (1/11) ... had six kills and three blocks vs. Ohio State (1/12) ... had seven kills on .400 hitting with three blocks vs. Lewis (1/18) ... pounded six kills in nine swings vs. Loyola (1/22) ... had three aces vs. Sacred Heart (1/25) ... had a match-high five blocks vs. Mount Olive (2/2) ... pounded a team-best 10 kills on .769 hitting against Saint Francis (2/8) ... posted seven kills and four blocks at Sacred Heart (2/16).

2013 SEASON HIGHS

Kills:..... 10 vs. Saint Francis (2/8)
 Attacks: 15, 2x, last vs. Lewis (1/18)
 Hitting Percentage:769 (10-0-13) vs. Saint Francis (2/8)
 Assists:.....1 vs. Loyola (1/22)
 Aces: 3 vs. Sacred Heart (1/25)
 Digs:2, 2x, last vs. Ohio State (1/12)
 Blocks: 5, 2x, last vs. Mount Olive (2/2)

CAREER HIGHS

Kills:..... 10 vs. Saint Francis (2/8/13)
 Attacks: 15, 2x, last vs. Lewis (1/18/13)
 Hitting Percentage:769 (10-0-13) vs. Saint Francis (2/8/13)
 Assists:..... 1 vs. Loyola (1/22/13)
 Aces: 3 vs. Sacred Heart (1/25/13)
 Digs: 2, 2x, last vs. Ohio State (1/12/13)
 Blocks: 5, 2x, last vs. Mount Olive (2/2/13)