

NOVEMBER 25, 2017 - 3:30 P.M.
College Park, Md.
Capital One Field at Maryland Stadium [54,000]



Series: Penn State, 37-2-1
Last Meeting: Penn State, 38-14
October 8, 2016

[Complete Series Info on Page 7](#)

2016 BIG TEN CHAMPIONS

876 WINS (8th in Nation) **47 BOWL GAMES** (1-9th in Nation) **28 BOWL WINS** (1-5th in Nation) **99 1ST TEAM ALL-AMERICANS**

THE MATCHUP

PENN STATE NITTANY LIONS

9-2, 6-2 Big Ten

Head Coach: James Franklin
Record at Penn State (4th season): 34-17
Career Record (7th season): 58-32
vs. Maryland: 2-1



PxP: Kevin Kugler
Analyst: Matt Millen
Sideline: Lisa Byington



PxP: Steve Jones
Analyst: Jack Ham
Sideline: Derrick Williams
Local: 93.7 FM/1450 AM
Web: GoPSUsports.com
Sirius/XM/Internet: 135/195/957

MARYLAND TERRAPINS

4-7, 2-6 Big Ten

Head Coach: DJ Durkin
Record at Maryland (2nd season): 10-14
Career Record (2nd season): 11-14
vs. Penn State: 0-1

INSIDE THE GAME

NO. 10 PENN STATE CONCLUDES REGULAR SEASON AT MARYLAND

Penn State football's 2017 regular season concludes Saturday, as Penn State makes its first trip to Capital One Field at Maryland Stadium since 1993 to face Maryland with coverage set to begin at 3:30 p.m. on BTN.

Penn State and Maryland are playing for a fourth consecutive year since Maryland joined the Big Ten Conference in 2014. Two meetings have taken place in Happy Valley (2014 & 2016), while the 2015 contest was held in Baltimore's M&T Bank Stadium.

At 9-2 overall, Penn State is seeking to secure back-to-back 10-win seasons for the first time since 2008 and 2009.

Penn State is coming off a prolific offensive performance, gaining 609 yards of total offense and scoring 56 points in a win over Nebraska. Leading the effort was running back Saquon Barkley, who was named the Big Ten Co-Offensive Player of the Week after scoring three rushing touchdowns in the first half and totaling 224 yards from scrimmage. The touchdowns were enough to make him Penn State's career rushing touchdown record holder. Quarterback Trace McSorley was also a major contributor, responsible for four touchdowns with three passing scores and one rushing, and throwing for 325 yards to tie a Penn State career record for 300-yard throwing efforts.

Maryland is facing its third ranked opponent in as many weeks and sixth of the season. The Terps have a pair of playmakers on offense, as running back Ty Johnson is among the conference leaders in all-purpose yards and second only to Barkley in kick returns, while DJ Moore is the conference's leading receiver, despite having his third starting quarterback of the season, as injuries sidelined two early in the season.

Penn State will await a bowl invitation, which will be announced Sunday, Dec. 3, and focus on final exams.

BY THE NUMBERS

4 for 40

Penn State is one of two FBS teams to have four players with 40-plus receptions

26

Consecutive games with a TD pass for Trace McSorley

10

Penn State is going for its 23rd 10-win season

6

Big Ten Player of the Week Awards for Saquon Barkley this season

BREAKDOWN

RUSHING

Penn State: Saquon Barkley 183 for 1,057 yds (96.1), 14 TD
Maryland: Ty Johnson 130 for 805 yds (73.2), 5 TD

PASSING

Penn State: Trace McSorley 230-of-353, 2,991 yds (271.9), 24 TD/8 INT
Maryland: Max Bortenschlager 101-of-197, 1,128 yds (102.5), 10 TD/5 INT

RECEIVING

Penn State: DaeSean Hamilton 43 for 688 yds (62.5), 7 TD
Maryland: DJ Moore 72 for 933 yds (84.8), 8 TD

DEFENSE

Penn State: Jason Cabinda 81 tkls, 5.5 TFL, 2.0 SK, 3 PBU 1 FR, 1 FF
Maryland: Jermaine Carter 79 tkls, 6.0 TFL, 3.5 SK, 3 PBU, 4 FF

PSU	TEAM	UMD
39.4	SCORING/GAME	26.0
156.6	RUSHING/GAME	165.1
244-377-8	PASSING (C-A-INT)	154-281-8
289.3	PASSING/GAME	160.1
445.9	TOTAL OFFENSE/GAME	325.2
+12	TURNOVER MARGIN	+4
16.6	PTS ALLOWED/GAME	34.5
118.7	OPP. RUSH YDS/GAME	182.2
222-383-10	OPP. PASSING	214-366-10
213.0	OPP. PASS YDS/GAME	226.8
331.7	OPP. TOTAL OFFENSE/GAME	409.0

2017 SCHEDULES

PENN STATE

Overall (B1G): 9-2 (6-2 East)	Home: 7-0	Road: 2-2	Ntrl: 0-0		
PSU Rank	Opponent (Rank)	Time/Result	TV	Attend.	
September					
2	6/6 Akron	W, 52-0	ABC	101,684	
9	4/4 Pittsburgh	W, 33-14	ABC	109,898	
16	5/5 Georgia State	W, 56-0	BTN	102,746	
23	4/4 at Iowa *	W, 21-19	ABC	66,205	
30	4/4 Indiana *	W, 45-14	BTN	107,542	
October					
7	4/4 at Northwestern *	W, 31-7	ABC	41,061	
21	2/2 Michigan * (19/15)	W, 42-13	ABC	110,823	
28	2/2 at Ohio State * (6/6)	L, 38-39	FOX	109,302	
November					
4	7/7/7 at Michigan State * (24/-/24)	L, 24-27	FOX	71,605	
11	16/13/14 Rutgers *	W, 35-6	BTN	107,531	
18	13/11/10 Nebraska *	W, 56-44	FS1	106,722	
25	12/11/10 at Maryland *	3:30 p.m.	BTN		

* - B1G game All times Eastern Rankings: AP/Coaches/CFP

MARYLAND

Overall (B1G): 4-7 (2-6 East)	Home: 2-3	Road: 2-4	Ntrl: 0-0		
Rank	Opponent (Rank)	Time/Result	TV	Attend.	
September					
2	at Texas (23/23)	W, 51-41	FS1	88,396	
9	Towson	W, 63-17	BTN	37,105	
23	UCF	L, 10-38	FS1	33,280	
30	at Minnesota *	W, 31-24	FS1	43,511	
October					
7	at Ohio State * (10/9)	L, 14-64	FOX	107,180	
14	Northwestern *	L, 21-37	ESPN2	38,325	
21	at Wisconsin * (5/5)	L, 13-38	FOX	78,058	
28	Indiana *	W, 42-39	BTN	35,144	
November					
4	Rutgers *	L, 24-31	BTN	34,972	
11	Michigan * (21/22/-)	L, 10-35	BTN	44,325	
18	at Michigan St. * (22/24/17)	L, 7-17	FOX	70,216	
25	Penn State * (12/11/10)	3:30 p.m.	BTN		

* - B1G game All times Eastern Rankings: AP/Coaches/CFP

TABLE OF CONTENTS

Page 2 Quick Facts/NFL Notes	Page 15-19 Offense Notes	Page 23 Depth Chart/Pronunciations/Asst. Coaches
Page 3 Opponent Tracker/B1G Standings/Media Info	15 Classroom Success	Page 24-25 Numerical Roster
Page 4-5 Head Coach James Franklin	16 Coaching Staff Notes	Page 26-27 Alphabetical Roster
Page 6 Leadership/National Polls	17 Community Service	Page 28-31 Record Watch
Page 7 The Series vs. Maryland	18 Big Ten Bowl Partners	Page 32-42 Games 1-11
Page 8 Maryland Notes	19 Home Success/Packing the Stadium	Page 43-62 Player Bios
8 This Day in History/Record Breakdown	Page 20-21 Defense Notes	Page 63-71 Game-by-Game Statistics
9 Winningest Programs/At The Start	20 Preseason Honors	Page 72-73 Long Play Breakdown
Page 10-12 Highlights	21 Future Schedules	Page 74 Season Superlatives
10 Stat Leaders/McSorley Record Countdown	Page 22 Special Teams Notes	Page 75 The Last Time...
11-12 Season Honors	22 Nittany Greats	Page 76-77 Starters/Participation
Page 13-14 Best of Barkley	Page 22 Season Notes	Page 78-80 Season Statistics

PROGRAM NOTES

131st SEASON OF GRIDIRON EXCELLENCE

Penn State is in its 131st season of intercollegiate football and owns an 876-387-42 record, to rank No. 8 nationally in all-time victories.

WINNING RECORD

Penn State is one of seven teams that has had a winning season the last 13 consecutive years, with only Wisconsin, Oklahoma, Virginia Tech, USC, Boise State and LSU also achieving the feat. Florida State can also do the same this season. Penn State holds the FBS record for most consecutive seasons without a losing record at 49 (1939-87). (ESPN Stats & Info)

ACADEMIC EXCELLENCE

A total of 389 of Penn State football student-athletes, including 19 in 2016, have earned Academic All-Big Ten honors since 1993 for owning at least a 3.0 grade point average and being a letterwinner.

ONE OF NATION'S TOUGHEST HOME VENUES

Penn State owns a superlative 285-72 (.798) record inside Beaver Stadium, the nation's second-largest facility, which opened in 1960 and has a capacity of 106,572.

QUICK FACTS

UNIVERSITY

NAME	The Pennsylvania State University
LOCATION	University Park, Pa.
FOUNDED	1855
ENROLLMENT	47,261
NICKNAME	Nittany Lions
COLORS	Blue & White
CONFERENCE	Big Ten
DIVISION	NCAA Division I
STADIUM	Beaver Stadium (106,572)
STADIUM SURFACE	Natural Grass
PRESIDENT	Dr. Eric Barron
ATHLETICS DIRECTOR	Sandy Barbour
HEAD COACH	James Franklin (4th Season)
FOOTBALL OFFICE	814-865-0412
TICKET OFFICE	1-800-NITTANY

FOOTBALL HISTORY

FIRST YEAR	1887
ALL-TIME RECORD	876-387-42 (131st Season)
	8th in victories
ALL-TIME BIG TEN RECORD	126-75 (25th Season)
ALL-TIME BOWL RECORD	28-17-2 (.617)
	T-5th in bowl victories
YEARS IN POST SEASON PLAY	47
	T-9th in bowl appearances
BEAVER STADIUM RECORD	285-72 (.798)

ASSISTANT COACHES

BRENT PRY	Buffalo; 1993
	Associate Head Coach/Defensive Coordinator/ Linebackers (4th Season)
JOE MOORHEAD	Fordham; 1996
	Offensive Coordinator/Quarterbacks (2nd Season)
CHARLES HUFF	Hampton; 2005
	Special Teams Coordinator/Running Backs (4th Season)
TIM BANKS	Central Michigan; 1995
	Co-Defensive Coordinator/Safeties (2nd Season)
JOSH GATTIS	Wake Forest; 2006
	Offensive Recruiting Coordinator/Asst. Special Teams/ Wide Receivers (4th Season)
MATT LIMEGROVER	University of Chicago; 1991
	Offensive Line (2nd Season)
RICKY RAHNE	Cornell; 2002
	Passing Game Coordinator/Tight Ends (4th Season)
TERRY M. SMITH	Penn State; 1991
	Assistant Head Coach/Defensive Recruiting Coordinator/ Cornerbacks (4th Season)
SEAN SPENCER	Clarion; 1995
	Run Game/Defensive Line (4th Season)
DWIGHT GALT	Maryland; 1981
	Assistant AD of Performance Enhancement (4th Season)

BIG BEST



CO-OFFENSIVE POTW: Saquon Barkley • Penn State • Jr. • RB • Coplay, Pa.

- Recorded 224 all-purpose yards and three touchdowns in Penn State's victory over Nebraska
- Rushed 17 times for 158 yards and three touchdowns, giving him a school-record 39 career rushing TDs
- Added six catches for 66 yards, giving him 46 receptions on the season and breaking the Penn State single-season record for receptions by a RB (previously held by Larry Johnson with 41 catches in 2002)

CO-OFFENSIVE POTW: Anthony Mahoungou • Purdue • Sr. • WR • Paris, France

- Tied a career high with seven catches for a career-high 135 yards and two TDs in Purdue's victory at Iowa
- Opened the second half with five straight receptions on Purdue's first two possessions for 118 yards and two scores
- His 42-yard TD reception was the third-longest scoring play of the season for the Boilermakers

DEFENSIVE POTW: Nate Hall • Northwestern • Jr. • LB • Toledo, Ohio

- Recorded 2.5 sacks, 3.0 tackles for loss, an interception and a fumble recovery as Northwestern won its sixth consecutive game for the first time since 1996
- Finished the game with seven tackles, including a team-high five solo stops
- Anchored a Northwestern defense that recorded its first shutout since 2015
- Earns his first career Defensive Player of the Week honor
- Last Northwestern Defensive Player of the Week: Paddy Fisher (Oct. 30, 2017)

SPECIAL TEAMS POTW: Morgan Ellison • Indiana • Fr. • RB • Pickerington, Ohio

- Collected the second 100-yard game of his career with 149 yards on 15 attempts in the Hoosiers' win over Rutgers
- Added two touchdowns, marking his second career multi-touchdown game
- His career-long 45-yard rush in the third quarter set up his second touchdown of the game
- Claims his second Freshman of the Week award
- Last Indiana Freshman of the Week: Whop Philyor (Oct. 30, 2017)

CO-FRESHMAN POTW: Morgan Ellison • Indiana • Fr. • RB • Pickerington, Ohio

- Collected the second 100-yard game of his career with 149 yards on 15 attempts in a win over Rutgers
- Added two touchdowns, marking his second career multi-touchdown game
- His career-long 45-yard rush in the third quarter set up his second touchdown of the game

CO-FRESHMAN POTW: Jonathan Taylor • Wisconsin • Fr. • RB • Salem, N.J.

- Carried the ball 19 times for 132 yards in Wisconsin's win over Michigan
- Now has 1,657 rushing yards, moving him past Herschel Walker for eighth on the NCAA's all-time freshman rushing list
- Claims his seventh career Big Ten Freshman of the Week award, tying him for the most in conference history alongside Ohio State's J.T. Barrett (2014)

LIONS IN THE NFL

29 NITTANY LIONS ON NFL ROSTERS

A total of 29 Penn State football alumni are populating the rosters of 21 National Football League teams.

The Nittany Lions are perennially a top-15 program in producing players in the NFL. In addition, seven former Nittany Lions are members of NFL coaching staffs.

The Miami Dolphins are currently carrying a league-high three former Nittany Lions. Ninth-year veteran Cameron Wake is joined by recent alums Mike Hull and Jordan Lucas.

Gould in San Francisco is Penn State's NFL elder statesman in his 13th season, and he is followed in experience by Chiefs All-Pro linebacker Tamba Hali in his 12th season, Jaguars linebacker and captain Paul Posluszny (11th), Wake, Cowboys linebacker and captain Sean Lee (9th) and recent Raiders addition NaVorro Bowman (8th). Lee and Wake were both Pro Bowlers in 2017.

Six squads boast two Nittany Lions each, including Detroit, Jacksonville, Kansas City, San Francisco, Tampa Bay and Tennessee.

Three from Penn State's 2016 squad are on NFL rosters as rookies: Chris Godwin was drafted in the third round by Tampa Bay, and Brandon Bell (Cincinnati), and Evan Schwan signed free agent contracts.

Despite not playing for the Titans since 2012, Tim Shaw was named one of six captains for the team. Shaw was diagnosed with ALS in 2014 and continues to support the team and give motivational speeches.

There are also two Nittany Lions on NFL rosters that did not play football at Penn State: Chris Hogan (New England) and Ross Travis (Kansas City). Hogan, a wide receiver in his sixth NFL season, played lacrosse for the Nittany Lions and went to play football at Monmouth after earning his PSU degree. Travis, a tight end, was a standout men's basketball player.

Penn State has had 45 NFL Draft picks since 2006, including 21 in the first three rounds, and at least three draft picks 18 times since starting Big Ten Conference competition in 1993. A total of 344 Nittany Lions have been selected all-time in the NFL Draft.

For the 46th time in the Super Bowl's 51-game history, at least one Penn State alumnus was a member of one of the participating teams (20 times in last 22 years). Thirty-nine former Nittany Lions have earned a total of 56 Super Bowl rings, most recently Chris Hogan with New England last year. A total of 107 Nittany Lions have been on Super Bowl rosters.

- Arizona Cardinals (1):** A.Q. Shipley (8)
 - Atlanta Falcons (1):** Jack Crawford ^{IR} (6)
 - Chicago Bears (1):** Adrian Amos (3)
 - Cincinnati Bengals (1):** Brandon Bell (1)
 - Cleveland Browns (1):** Carl Nassib (2)
 - Dallas Cowboys (1):** Sean Lee ^C (8)
 - Detroit Lions (2):** Jordan Hill ^{IR} (5), Anthony Zettel (2)
 - Jacksonville Jaguars (2):** Paul Posluszny ^C (1), Allen Robinson ^{IR} (4)
 - Kansas City Chiefs (1):** Tamba Hali (12), Ross Travis (2; former MBB player)
 - Los Angeles Chargers (1):** Trevor Williams (2)
 - Miami Dolphins (3):** Mike Hull (3), Cameron Wake (9), Jordan Lucas (2)
 - Minnesota Vikings (1):** Kyle Carter (2)
 - New England Patriots:** Chris Hogan (5; former MLAX player)
 - New Orleans Saints (1):** Michael Mauti (5), Nathan Stupar ^{IR} (6)
 - New York Giants (1):** Evan Schwan ^{IR} (1)
 - New York Jets (1):** Christian Hackenberg (2)
 - Oakland Raiders (1):** NaVorro Bowman (8)
 - Philadelphia Eagles (1):** Stefen Wisniewski (7)
 - Pittsburgh Steelers (1):** Jesse James (3)
 - San Francisco 49ers (2):** Garry Gilliam ^{IR} (4), Robbie Gould (13)
 - Tampa Bay Buccaneers (2):** Chris Godwin (1), Donovan Smith (3)
 - Tennessee Titans (2):** Austin Johnson (2), DaQuan Jones (4)
- italics indicates practice squad, ^{IR}injured reserve, ^CCaptain*

SEVEN FORMER LIONS ON NFL COACHING STAFFS

Seven former Nittany Lions are patrolling the sidelines as part of NFL coaching staffs in 2017.

- Gary Brown (Dallas, running backs)
- Bobby Engram (Baltimore, wide receivers)
- Al Golden (Detroit, tight ends)
- D'Anton Lynn (LA Chargers, defensive assistant)
- John McNulty (LA Chargers, tight ends)
- Mike Munchak (Pittsburgh, offensive line)
- Darren Perry (Green Bay, safeties)

Also, former Penn State quarterbacks coach Jim Caldwell is in his fourth season as the head coach of the Detroit Lions.

OPPONENT TRACKER

<p>AKRON (SEPT. 2) Overall: 6-5 MAC: 5-2 This Week: host Kent State (Tue.) Last Week: W, 37-24, Ohio GoZips.com</p>	<p>PITTSBURGH (SEPT. 9) Overall: 4-7 ACC: 2-5 This Week: host Miami (Fri.) Last Week: L, 14-20, Virginia Tech PittsburghPanthers.com</p>	<p>GEORGIA STATE (SEPT. 16) Overall: 6-3 Sun Belt: 5-1 This Week: host Appalachian State Last Week: Off GeorgiaStateSports.com</p>
<p>IOWA (SEPT. 23) Overall: 6-5 B1G: 3-5 This Week: at Nebraska (Fri.) Last Week: L, 15-24, Purdue HawkeyeSports.com</p>	<p>INDIANA (OCT. 2) Overall: 5-6 B1G: 2-6 This Week: at Purdue Last Week: W, 41-0, Rutgers IUHoosiers.com</p>	<p>Northwestern (OCT. 7) Overall: 8-3 B1G: 6-2 This Week: at Illinois Last Week: W, 39-0, Minnesota NUsports.com</p>
<p>MICHIGAN (OCT. 21) Overall: 8-3 B1G: 5-3 This Week: host Ohio State Last Week: L, 10-24, Wisconsin MGoBlue.com</p>	<p>Ohio State (OCT. 28) Overall: 9-2 B1G: 7-1 This Week: at Michigan Last Week: W, 52-14, Illinois OhioStateBuckeyes.com</p>	<p>Michigan State (NOV. 4) Overall: 8-3 B1G: 6-2 This Week: at Rutgers Last Week: W, 17-7, Maryland MSUSpartans.com</p>
<p>RUTGERS (NOV. 11) Overall: 4-7 B1G: 3-5 This Week: host Michigan State Last Week: L, 0-41, Indiana ScarletKnights.com</p>	<p>NEBRASKA (NOV. 18) Overall: 4-7 B1G: 3-5 This Week: host Iowa (Fri.) Last Week: L, 44-56, Penn State Huskers.com</p>	<p>Maryland (NOV. 25) Overall: 4-7 B1G: 2-6 This Week: host Penn State Last Week: L, 7-17, Michigan State UMTerps.com</p>

PENN STATE MEDIA SERVICES

FOOTBALL CONTACTS

Kris Petersen
Cell: 814-883-4581

E-mail: kap18@psu.edu
Twitter: @GoPSUKris

Greg Campbell
Cell: 814-876-0824

E-mail: gxc35@psu.edu
Twitter: @SID_Greg

Mark Brumbaugh
Cell: 814-441-9145

E-mail: mgb28@psu.edu
Twitter: @markbrumbaugh

Assoc. AD for Strategic Communications: Jeff Nelson

Associate Directors: Rose Carter, Kris Petersen

Assistant Directors: Mark Brumbaugh, Greg Campbell, Pat Donghia, John Hanna, Will Rottler, Megan Samassa, Jeff Smith, Jocelyn VerVelde

Admin. Assistant: Vonda Harpster

Strategic Communications Office: 814-865-1757

Website: GoPSUsports.com

Address: 101D Bryce Jordan Center, University Park, Pa., 16802

SUNDAY:
9 a.m. - Cumulative stats available at GoPSUsports.com.

MONDAY:
8 p.m. - Game Notes available at GoPSUsports.com.

TUESDAY:
12:30 p.m. - Penn State Weekly Press Conference
James Franklin and at least two players available for questions in person and via telephone at Beaver Stadium.

To participate please contact the Strategic Communications Office at 814-865-1757 prior to 11 a.m. ET. Please contact Strategic Communications for FTP information for video/audio from the press conference.

TUESDAY-WEDNESDAY:
9 a.m. - 2 p.m. - Player Interviews
Selected players available via teleconference interviews. For information, please contact Vonda Harpster in PSU Strategic Communications (vkh1@psu.edu; 814-865-1757).

WEDNESDAY:
Approximately 5:15 p.m. - Wednesday Practice Availability
Media can watch last 10 minutes of practice, James Franklin and one player will be available post-practice.

6:05 p.m. - "The Penn State Coaches Show Featuring James Franklin Presented by Pepsi" at Primanti Bros. and broadcast live on the Penn State Sports Network and LionVision on GoPSUsports.com.

THURSDAY:
11:30 a.m. - Thursday Assistant Coach Teleconference
Selected players available via teleconference interviews. For information, please contact Vonda Harpster in PSU Strategic Communications (vkh1@psu.edu; 814-865-1757).

SATURDAY:
Post-Game: James Franklin and selected players will be available immediately following the game.
Please contact Strategic Communications for FTP audio/video information (home games only).

B1G STANDINGS

EAST	BIG TEN		OVERALL		vs. T25
	W-L	%	W-L	%	
Ohio State	7-1	.875	9-2	.818	2-1
Michigan State	6-2	.750	8-3	.727	2-2
PENN STATE	6-2	.750	9-2	.818	1-2
Michigan	5-3	.625	8-3	.727	0-3
Rutgers	3-5	.375	4-7	.364	0-4
Maryland	2-6	.250	4-7	.364	0-5
Indiana	2-6	.250	5-6	.455	0-5
WEST	W-L	%	W-L	%	vs. T25
Wisconsin	8-0	1.000	11-0	1.000	1-0
Northwestern	6-2	.750	8-3	.727	1-2
Purdue	3-5	.375	5-6	.455	0-3
Iowa	3-5	.375	6-5	.545	0-2
Nebraska	3-5	.375	4-7	.364	1-3
Minnesota	2-6	.250	5-6	.455	0-2
Illinois	0-8	.000	2-9	.182	0-3

BIG TEN SCHEDULE (All Times Eastern)

FRIDAY, NOV. 24
IOWA at NEBRASKA, 4 p.m. (FS1)

SATURDAY, NOV. 25
PENN STATE at MARYLAND, 3:30 p.m. (BTN)
OHIO STATE at MICHIGAN, noon (FOX)
INDIANA at PURDUE, noon (ESPN2)
WISCONSIN at MINNESOTA, 3:30 p.m. (ABC)
NORTHWESTERN at ILLINOIS, 4 p.m. (FS1)
MICHIGAN STATE at RUTGERS, 4 p.m. (FOX)

SATURDAY, DEC. 2 (BIG TEN CHAMPIONSHIP)
OHIO STATE VS. WISCONSIN, 8 p.m. (FOX)

BIG TEN MEDIA SERVICES:

BIG TEN CONFERENCE RELEASE/STATISTICS: The Big Ten Conference football release, with standings and statistics, is available at www.bigten.org.

BIG TEN PLAYERS OF THE WEEK: The Big Ten Conference will be announcing Players of the Week every Monday during the season.

BIG TEN COACHES TELECONFERENCE: The Big Ten will conduct a football coaches teleconference every Tuesday during the season. All 14 head coaches will be available to answer questions for eight minutes. Please contact the Big Ten Communications staff (847-696-1010) for the phone numbers for the teleconference.

MONDAY	TUESDAY	WEDNESDAY	THURSDAY	FRIDAY	SATURDAY	SUNDAY
<p>Game Notes Available by 8 p.m. on GoPSUsports.com</p>	<p>James Franklin Press Conference 12:30 p.m. (ET)</p> <p>B1G Teleconference 1:28 p.m. (ET)</p> <p>Player Teleconferences</p>	<p>Practice Availability & James Franklin Post Practice Approx. 5:15 p.m.</p> <p>Penn State Coaches Show 6:05 p.m. Primanti Bros.</p>	<p>No Coach/Player Availability</p>	<p>No Coach/Player Availability</p>	<p>Maryland 3:30 p.m.</p> <p>BTN/Penn State Sports Network</p> <p>Capital One Field at Maryland Stadium</p>	<p>Updated Statistics Available 9 a.m. GoPSUsports.com</p>



FRANKLIN FILE

Born: February 2, 1972
Hometown: Langhorne, Pa.
Wife: Fumi
Daughters: Shola & Addison

Education:
 East Stroudsburg, 1995; B.S. in Psychology
 Washington State, 1999; M.A. in Educational Leadership

Playing Career:
 East Stroudsburg; Quarterback, 1991-94

Coaching Experience

2014-pres.	Head Coach	Penn State
2011-13	Head Coach	Vanderbilt
2008-10	Asst HC/Off. Coord./QBs	Maryland
2006-07	Off. Coord./QBs	Kansas State
2005	Wide Receivers	Green Bay Packers
2000-04	Recruiting Coord./WRs	Maryland
1999	Wide Receivers	Idaho State
1998	Grad. Asst./Tight Ends	Washington State
1997	Wide Receivers	James Madison
1996	Grad. Asst./Secondary	East Stroudsburg
1995	Wide Receivers	Kutztown

BOWL RESULTS

Year	School	Bowl	Result (Opp.)
2011	Vanderbilt	Liberty	L, 24-31 (Cincinnati)
2012	Vanderbilt	Music City	W, 38-24 (N.C. State)
2013	Vanderbilt	BBVA Compass	W, 41-24 (Houston)
2014	Penn State	PinStripe	W, 31-30 (Boston College)
2015	Penn State	TaxSlayer	L, 17-24 (Georgia)
2016	Penn State	Rose	L, 49-52 (USC)

HEAD COACH JAMES FRANKLIN

CAREER AT A GLANCE

- Franklin enters his seventh year as a collegiate head coach, leading his first six squads to a bowl game with victories in three.
- Franklin is one of 12 current FBS head coaches to lead his teams to a bowl game in each of his first six seasons as a head coach.
- He owns a 58-32 career record, with five consecutive winning seasons.
- Franklin has led his teams to one Top 10 finish (Penn State) and three Top 25 finishes (2 at Vanderbilt; 1 at Penn State).
- Franklin has 22 years of coaching experience at the collegiate and NFL level.
- In his first five years as a head coach, Franklin mentored 24 players that have gone on to the NFL ranks.
- Franklin has secured Top 25 recruiting classes each of the last four seasons, including back-to-back Top 20 classes at Penn State.

NITTANY LIONS ON THE FIELD

- Franklin was named the 16th head football coach in the storied history of the Nittany Lion program on January 11, 2014.
- The Nittany Lions surged in 2016, winning nine consecutive games en route to the Big Ten Championship, a Rose Bowl berth and an 11-3 overall record.
- Penn State finished the season ranked No. 5 in the College Football Playoff Rankings and No. 7 in the Associated Press and Amway Coaches polls. It was Penn State's highest finish in the polls since 2005.
- The Nittany Lions claimed their fourth overall Big Ten Championship and first outright title since 1994 with a thrilling 38-31 comeback win over Wisconsin in the Big Ten Championship game.
- In 2016, Franklin was honored as the Sporting News National Coach of the Year and the Woody Hayes National Coach of the Year, as well as the Dave McLain Big Ten Coach of the Year and Associated Press Big Ten Coach of the Year.
- Franklin was also a finalist for the Paul "Bear" Bryant, Eddie Robinson and Associated Press National Coach of the Year awards.
- The 2016 season brought record-breaking performances from the Nittany Lions as the offense set marks for total offense (6,056), passing yards (3,650), points scored (526) and double-digit comeback wins (4).
- The Nittany Lions' +14.4 scoring improvement in 2016 ranked fourth in FBS and second among Autonomy 5 schools.
- Sophomore running back Saquon Barkley was selected as the Graham-George Big Ten Offensive Player of the Year, Big Ten Running Back of the Year and Chicago Tribune Silver Football winner for the conference's top player. He is the fourth Nittany Lion to win the Silver Football and first since 2009.

- First-year starting quarterback Trace McSorley was named the Grange-Griffin Big Ten Championship Game MVP, as well as earning Maxwell Club Tri-State Player of the Year and All-Big Ten second team honors. He was the first Penn State quarterback to win all-conference honors since Daryll Clark in 2009.
- Not to be outdone, the Nittany Lion defense finished seventh in FBS in tackles for loss (8.1) and 19th in sacks (2.86).
- Penn State posted back-to-back 40-sack seasons for the first time since 2005-07.
- Franklin guided the Nittany Lions to a 7-6 record in 2015 and a berth in the TaxSlayer Bowl.
- Under Franklin's tutelage, Carl Nassib claimed a trio of national awards -- Lombardi Award, Lott IMPACT Trophy and Ted Hendricks Award -- and became Penn State's 13th unanimous Consensus All-American.
- Nassib also led the nation in sacks with a school-record 15.5 in 2015.
- The 2015 season also saw Christian Hackenberg break every Penn State career passing record, including passing yards, passing touchdowns and completions, and true freshman Saquon Barkley break the freshman season rushing record with a 1,000-yard campaign.
- Barkley was named the Big Ten Network's Freshman of the Year and claimed second team All-Big Ten honors, while wide receiver Chris Godwin (second team) and defensive tackles Austin Johnson (second team) and Anthony Zettel (third team) also earned All-Big Ten accolades.
- Franklin's first season was bookended with a pair of thrilling victories for the Nittany Lions. The Penn State head coach's inaugural season began with a final-play 26-24 victory over UCF in Dublin, Ireland in Penn State's first-ever international game and ended with a comeback, a 31-30 overtime win over Boston College in the New Era PinStripe Bowl in Yankee Stadium. The Nittany Lions overcame a 14-point deficit late in the third quarter, tying the largest comeback in Penn State's bowl history.
- With the PinStripe Bowl win, Franklin became just the third Penn State coach to lead the team to at least seven wins in his first season, joining Dick Harlow (1915) and Bill O'Brien (2012).
- Franklin guided the Nittany Lions to a 4-0 start, joining Harlow as the only first-year Penn State coaches to win their initial four games.
- In Franklin's first season at Penn State, he helped Mike Hull to the Butkus-Fitzgerald Big Ten Linebacker of the Year award to carry on the "Linebacker U" tradition.
- Zettel earned All-Big Ten first team honors, while receiver DaeSean Hamilton garnered All-Big Ten second team accolades after pulling in 82 catches for 899 yards.

CAREER RECORD

Year	School	Overall	Conf.	Of Note
2011	Vanderbilt	6-7	2-6	lost to Cincinnati, 31-24; Liberty Bowl
2012	Vanderbilt	9-4	4-4	No. 23; def. North Carolina State, 38-24; Music City Bowl
2013	Vanderbilt	9-4	5-3	No. 20; def. Houston, 41-24; BBVA Compass Bowl
2014	Penn State	7-6	2-6	2nd PSU coach to start career 4-0; def. BC, 31-30 (OT) PinStripe Bowl
2015	Penn State	7-6	4-4	lost to Georgia, 24-17; TaxSlayer Bowl
2016	Penn State	11-3	8-1	Big Ten East & Big Ten Champions; lost to USC, 52-49; Rose Bowl
2017	Penn State	9-2	6-2	
Total (7 Years)		58-32	31-26	Six Bowl Appearances
Vanderbilt Record (3 Years)		24-15	11-13	Consecutive Top-25 Finishes for 1st Time in VU History
Penn State Record (4 Years)		34-17	20-13	Three Consecutive Bowl Appearances

NIITTANY LIONS IN THE CLASSROOM

- The 2015 fall semester saw the Nittany Lions post a record 56 squad members with at least a 3.0 grade-point average, marking the fifth consecutive semester (including summer sessions) the Nittany Lions have had more than 50 student-athletes with a 3.0 GPA or better.
- The 56 Nittany Lions with a 3.0 GPA or higher surpasses the mark of 55 set by the 2008 fall semester for the most 3.0 students in a semester in football program history.
- Additionally, 22 Nittany Lions earned Academic All-Big Ten recognition in 2015.
- Tyler Yazujian collected a berth on the CoSIDA Academic All-America® second team in 2015.
- A total of 23 Nittany Lions posted a 3.5 GPA or higher in the 2015 fall semester, with 19 earning Dean's List recognition for having 3.5 GPA or higher with 12 credits earned in undergraduate work.
- The Nittany Lion freshmen were impressive in the 2015 fall semester with 14 posting a 3.0 or higher.
- During Franklin's first fall semester on campus, the football student-athletes set program records with 25 student-athletes earning Dean's List recognition (3.5 GPA) and 57 players owning a cumulative 3.0 grade-point average (GPA) or higher after the 2014 fall semester.
- Additionally, 51 squad members compiled at least a 3.0 GPA in the fall of 2014, the third-highest semester total in program history.
- The spring of 2015 saw continued success in the classroom with 51 student-athletes compiling at least a 3.0 GPA, marking the first time in program history with 50 or more 3.0s in a spring semester.

NIITTANY LIONS IN THE COMMUNITY

- In the last two seasons, the Nittany Lions have completed more than 4,000 hours of community service.
- The Nittany Lions' community service activities include: Uplifting Athletes, THON, Pennsylvania Special Olympics Summer Games, State College Area Food Bank and Penn State Hershey Children's Hospital visits.
- The football team's 2,100 hours of community service in 2014-15 equate to nearly 40 percent of the 5,300 community service hours by Penn State student-athletes.
- The engaging and enthusiastic Franklin is a popular speaker and media interview subject. He was a guest analyst on ESPN's coverage from the site of college football's National Championship game, spending a day appearing on various ESPN platforms in 2013 and 2014. In 2015, Franklin joined the FOX studio crew for pregame, halftime and postgame coverage of the Big Ten Championship game.
- In February 2015, Franklin was the lone college head coach among the speakers and panelists at the prestigious MIT Sloan Sports Analytics Conference in Boston. He was a panelist for the session, "The Formula to Win: College Football Analytics," which was moderated by CNN anchor/reporter Rachel Nichols.

RECRUITING SUCCESS

- The Class of 2016 at Penn State finished in the Top 20, ranking as high as 18th by ESPN, and featured a pair of five-star recruits.
- In 2016, Franklin secured the No. 1 player in the state of Pennsylvania (Miles Sanders) for the first time since Jared Odrick (2006).
- The Nittany Lions laid claim to the No. 1 running back in the state of Pennsylvania in 2015 (Saquon Barkley) and 2016 (Sanders).
- Forty-three of the 70 signees under Franklin are from within a 350-mile radius of State College.
- In February 2015, the Nittany Lions' highly-regarded class of 25 signees was ranked in the Top 15 nationally by the four major recruiting services.
- Franklin and his staff organized a Top 25 recruiting class in short order after being hired at Penn State in January 2014.
- While at Vanderbilt, Franklin assembled a recruiting class that finished as high as 19th in 2014.
- In each of his three seasons in Nashville, Franklin signed classes that finished in the Top 50 nationally. Prior to Franklin's arrival, the Commodores average class rank was 64.6 since 2000 (based on 247Sports composite).

HELPING THE COMMODORES GET THEIR WINGS

- Franklin directed Vanderbilt to consecutive Top 25 finishes for the first time in the 124-year history of the program (No. 23/24 -- 2013 & No. 23/20 -- 2012).
- The Commodores finished 23rd in the final 2012 Associated Press poll, marking their first AP final ranking since 1948.
- Franklin's 24 wins tied Dan McGugin for the most by a Vanderbilt coach in his first three seasons.
- Franklin led Vanderbilt to a bowl game in each of his three seasons in Nashville, with the last two years resulting in wins over North Carolina State (Music City Bowl) and Houston (BBVA Compass Bowl). The Commodores had played in four bowl games all-time in the 121 seasons prior to his arrival, none in consecutive years.
- Vanderbilt has posted four nine-win seasons in program history, with Franklin's last two teams comprising half of the total.
- Over the last 20 games during the 2012-13 seasons, the Commodores' 16-4 record was second-best in the SEC to Alabama's 17-3 mark.
- Franklin guided the Commodores to a 6-6 regular-season record and earned a berth in the Liberty Bowl during his first season after inheriting a Vanderbilt team that finished 2-10 in both 2009 and 2010, including a 1-15 SEC mark.
- The 2011 bowl berth was Vanderbilt's second since 1983 and running back Zac Stacy broke the Commodores' season record with 1,193 rushing yards.

- The Commodores had a breakthrough campaign in 2012 under Franklin, finishing on a seven-game winning streak (longest since 1948) to post a 9-4 mark, Vanderbilt's most wins in 97 years, and a berth in the Music City Bowl, which VU defeated N.C. State, 38-24.
- A victory at Missouri sparked an 8-1 finish, which included three consecutive SEC road wins for the first time in program history.
- The Commodores were 5-3 in SEC play, winning five SEC games for the first time since 1935, and posted two shutouts for the first time since 1968.
- Franklin was among five finalists for the Bear Bryant National Coach of the Year award in 2012.
- Stacy became the first player in Vanderbilt history to rush for 1,000 yards in consecutive seasons, gaining 1,141 yards to finish with a school-record 3,143 yards and 30 rushing touchdowns.
- Wide receiver Jordan Matthews broke the Vanderbilt season receiving record with 1,363 yards on 94 catches.
- Vanderbilt continued its historic rise under Franklin during the 2013 season, capping a school-record second consecutive 9-4 campaign with a 41-24 win over Houston in the BBVA Compass Bowl.
- The Commodores defeated Florida, Georgia and Tennessee in the same season for the first time in program history, winning in Gainesville and Knoxville.
- Franklin helped Matthews develop into a two-time All-American and the SEC's career leader in receptions (262) and receiving yardage (3,759). Matthews broke the SEC season record with 112 receptions for 1,477 yards and seven touchdowns in 2013, becoming the first SEC receiver to make 100 catches in a season.

RISING UP THE RANKS

- Franklin began his coaching career as the wide receivers coach at Kutztown (Pa.) University (1995) and was a graduate assistant coach at his alma mater, East Stroudsburg (Pa.) University in 1996, working with the secondary.
- He then was the wide receivers coach at James Madison (1997), a graduate assistant (tight ends) at Washington State in 1998 and the wide receivers coach at Idaho State (1999).
- In 2000, Franklin was named the wide receivers coach at Maryland under head coach Ron Vanderlinden, who would go on to coach the Penn State linebackers from 2001-13.
- Franklin continued in that role under new head coach Ralph Friedgen in 2002 and '03 and helped the Terps to three consecutive 10-win seasons, including an appearance in the 2002 FedEx Orange Bowl. In 2003, Franklin added duties as recruiting coordinator and directed back-to-back recruiting classes ranked in the Top 25 nationally. Franklin and former Nittany Lion head coach Bill O'Brien (running backs) were Maryland assistant coaches in 2003 and '04 under Friedgen.
- After five successful years at Maryland, Franklin was named wide receivers coach on Mike Sherman's Green Bay Packers staff in 2005. During that season, Green Bay ranked third in the NFL in receptions (383) and seventh in receiving yards (3,766). Donald Driver was among the top receivers in the NFL, ranking second in receptions and eighth in receiving yards, with a then-career-high 86 catches for 1,221 yards.
- Franklin served as the offensive coordinator and quarterbacks coach at Kansas State during the 2006-07 seasons under head coach Ron Prince. In 2006, he helped the Wildcats to their first winning season in four years. Franklin coached quarterback Josh Freeman and oversaw an offense that produced a 3,000-yard passer (Freeman), 1,500-yard receiver (All-American wide receiver Jordy Nelson) and 1,000-yard rusher (James Johnson) during the 2007 season, a first in school history. Freeman would go on to become the Wildcats' highest NFL offensive draft pick since 1954 when the Tampa Bay Buccaneers selected him 17th overall in the 2009 NFL Draft.
- Franklin returned to Maryland in 2008 as the Terps' assistant head coach and offensive coordinator. He helped the Terrapins to victories in the 2008 Humanitarian Bowl and the 2010 Military Bowl. The 2010 squad was among the national leaders in scoring offense at 32.2 points per game and was led by ACC Rookie of the Year quarterback Danny O'Brien. He threw for 2,438 yards, 22 touchdowns and only eight interceptions in 2010, with All-ACC receiver Torrey Smith making 67 catches for 1,055 yards and 12 scores.
- In 1998, Franklin began his participation in the NFL's Minority Coaching Fellowship Program, starting with a stint with the Miami Dolphins and working with Hall of Fame quarterback Dan Marino. Franklin also worked with Donovan McNabb of the Philadelphia Eagles (1999) and Minnesota Vikings (2008) in the NFL program.

PLAYING CAREER

- Franklin was a four-year letterman at quarterback and a two-time All-PSAC selection at East Stroudsburg.
- He set seven school records as a senior to earn team MVP honors and was a Harlon Hill Trophy nominee as the NCAA Division II Player of the Year.
- Among the season records he set were for total offense (3,128 yards), passing yards (2,586) and touchdown passes (19).
- Franklin graduated having broken or tied 23 school records.
- Franklin was inducted into the East Stroudsburg Athletics Hall of Fame October 15, 2016.

PERSONAL

- Franklin graduated from East Stroudsburg in 1995 with a degree in psychology and earned a master's degree in educational leadership from Washington State University.
- Franklin graduated from Neshaminy High School in Langhorne.
- Franklin and his wife, Fumi, have two daughters, Shola and Addison.



LEADERSHIP



TEAM CAPTAINS ELECTED

Seniors **Marcus Allen, Jason Cabinda, Tyler Davis, Grant Haley and DaeSean Hamilton** and juniors **Saquon Barkley, Trace McSorley and Nick Scott** were elected team captains for the 2017 season, as voted by their teammates.

Allen was selected third-team All-Big Ten by the conference's coaches and honorable mention by the media panel last season. He made a team- and career-high 110 tackles on the season to become the first Penn State safety to lead the team in tackles since Shawn Mayer (144) in 2002.

Cabinda garnered third-team All-Big Ten accolades from the conference coaches last season, despite missing five games due to injury. He posted eight tackles or more in all nine games he played in. Cabinda finished third on the squad with 81 tackles in 2016, after posting 100 stops in his sophomore season.

Davis earned the 2016 Vlade Award for the nation's most accurate kicker to go along with first-team All-Big Ten accolades from the conference coaches and second team accolades from the media. Davis led the Big Ten and was eighth nationally with a .917 field goal percentage and was second in the conference and 11th nationally in total points (128).

Haley was on the back-end of one of the most memorable plays of the 2016 season when he scooped up Marcus Allen's blocked field goal and ran 60 yards for the game-winning touchdown against No. 2 Ohio State. Haley also earned CoSIDA Academic All-District honors last season and has earned a spot on the Academic All-Big Ten team twice.

A fifth-year senior, Hamilton was crucial in Penn State's Big Ten Championship game victory, catching eight passes for 118 yards. Hamilton is Penn State's all-time receptions leader.

Barkley is a preseason first-team All-American for several publications. In 2016, Barkley claimed the Graham-George Big Ten Offensive Player of the Year, Ameche-Dayne Big Ten Running Back of the Year and the Chicago Tribune Silver Football for the Big Ten's best player last season. The junior back was second in the conference and 24th nationally with 106.9 rushing yards per game. His 1,496 yards in 2016 broke the Penn State sophomore season record and rank fifth on the single-season charts.

McSorley earned the Grange-Griffin Most Valuable Player award as MVP of the Big Ten Championship game after throwing for a Big Ten Championship game-record 384 yards and four touchdowns. He was also a second-team All-Big Ten choice by the conference's coaches and media. McSorley turned in one of the top QB campaigns in program history, breaking the Penn State season record for passing yards (3,614), passing touchdowns (29) and total offense records (3,979).

Scott has embraced his role as a leader on special teams. He appeared in 13 games last season and finished second on the squad with eight special teams tackles. Scott had a career-high three special teams tackles against Maryland in October. In 2016, Scott also returned six kickoffs for 138 yards (23.0 ypr).

LEADERSHIP COUNCIL

- The 30-member Leadership Council, which is comprised of 21 seniors, four juniors, three sophomores and two freshmen, serves as the voice for the team.
- This year's members are: seniors **Marcus Allen, Troy Apke, Saeed Blacknall, Jason Cabinda, Christian Campbell, Tyrell Chavis, Curtis Cothran, Parker Cothren, Desi Davis, Tyler Davis, Mike Gesicki, Grant Haley, DaeSean Hamilton, Cody Hodgins, Brendan Mahon, Josh McPhearson, Andrew Nelson, Tom Pancoast, Daniel Pasquariello, Brandon Smith and Mitchell Vallone**; juniors **Saquon Barkley, Trace McSorley, John Reid and Nick Scott**; sophomores **Ryan Bates, Juwan Johnson and Tommy Stevens**; and freshmen **Michal Menet and Jake Zembiec**.
- This group is not only charged with leading the team, but the expectation is to also uphold the program's four core values: positive attitude, great work ethic, compete in everything and must be willing to sacrifice. The Leadership Council meets at least twice a month in Franklin's office.

NATIONAL POLLS

COLLEGE FOOTBALL PLAYOFF (NOV. 21)

1.	Alabama	11-0
2.	Miami	10-0
3.	Clemson	10-1
4.	Oklahoma	10-1
5.	Wisconsin	11-0
6.	Auburn	9-2
7.	Georgia	10-1
8.	Notre Dame	9-2
9.	Ohio State	9-2
10.	PENN STATE	9-2
11.	USC	10-2
12.	TCU	9-2
13.	Washington State	9-2
14.	Mississippi State	8-3
15.	UCF	10-0
16.	Michigan State	8-3
17.	Washington	9-2
18.	LSU	8-3
19.	Oklahoma State	8-3
20.	Memphis	9-1
21.	Stanford	8-3
22.	Northwestern	8-3
23.	Boise State	9-2
24.	South Carolina	8-3
25.	Virginia Tech	8-3

Rankings will be issued six times in 2017, including Selection Day, Sunday, December 3. The dates will be as follows:

- October 31
- November 7
- November 14
- November 21
- November 28
- December 3 (Selection Day and Playoff Semifinal teams announced)
- For more information on rankings, the selection committee protocol and voting process, visit collegefootballplayoff.com.

PENN STATE IN THE POLLS

Date	CFP	AP	COACHES
Preseason	N/A	6	6
Week 2 (9/5)	N/A	4	4
Week 3 (9/10)	N/A	5	5
Week 4 (9/17)	N/A	4	4
Week 5 (9/24)	N/A	4	4
Week 6 (10/1)	N/A	4	4
Week 7 (10/8)	N/A	3	3
Week 8 (10/15)	N/A	2	2
Week 9 (10/22)	N/A	2	2
Week 10 (10/29-31)	7	7	7
Week 11 (11/5-7)	14	16	13
Week 12 (11/12-14)	10	13	11
Week 13 (11/19-21)	10	12	11
Week 14 (11/26-28)			
Week 15 (12/3)			

AP (Week 13)

1.	Alabama (58)	11-0	1522
2.	Miami (3)	10-0	1433
3.	Oklahoma	10-1	1370
4.	Clemson	10-1	1355
5.	Wisconsin	11-0	1328
6.	Auburn	9-2	1203
7.	Georgia	10-1	1157
8.	Ohio State	9-2	1064
9.	Notre Dame	9-2	1023
10.	TCU	9-2	906
11.	USC	10-2	891
12.	PENN STATE	9-2	888
13.	UCF	10-0	833
14.	Washington State	9-2	697
15.	Washington	9-2	613
16.	Mississippi State	8-3	573
17.	Memphis	9-1	496
18.	Oklahoma State	8-3	422
19.	LSU	8-3	415
20.	Stanford	8-3	407
21.	Michigan State	8-3	366
22.	South Florida	9-1	247
23.	Northwestern	8-3	232
24.	Virginia Tech	8-3	136
25.	Boise State	9-2	96

Others receiving votes: **Michigan 49**, Iowa State 47, South Carolina 30, NC State 9, San Diego State 8, Wake Forest 7, Texas A&M 1, Fresno State 1

AMWAY COACHES (Week 13)

1.	Alabama(64)	11-0	1600
2.	Miami	10-0	1492
3.	Clemson	10-1	1429
4.	Wisconsin	11-0	1414
5.	Oklahoma	10-1	1408
6.	Auburn	9-2	1271
7.	Georgia	10-1	1221
8.	Ohio State	9-2	1103
9.	Notre Dame	9-2	1019
10.	USC	10-2	976
11.	PENN STATE	9-2	956
12.	UCF	10-0	915
13.	TCU	9-2	861
14.	Washington	9-2	735
15.	Washington State	9-2	684
16.	Memphis	9-1	566
17.	Mississippi State	8-3	552
18.	LSU	8-3	430
19.	South Florida	9-1	388
20.	Stanford	8-3	383
21.	Oklahoma State	8-3	366
22.	Michigan State	8-3	326
23.	Northwestern	8-3	243
24.	Boise State	9-2	124
25.	Virginia Tech	8-3	119

Others receiving votes: South Carolina 69, **Michigan 58**, San Diego State 24, Iowa State 14, NC State 13, Kentucky 9, Wake Forest 8, Texas A&M 8, Fresno State 4, Troy 4, Florida Atlantic 4, Army 3, West Virginia 1



SERIES NOTES

HEAD COACH DJ DURKIN

- DJ Durkin was named the 36th head football coach in Maryland history on December 2, 2015.
- The Terps doubled their win total from the prior season and garnered bowl eligibility in Durkin's first year in College Park.
- Durkin previously served as the defensive coordinator and linebackers coach at Michigan, leading a defensive unit that ranked fourth in the country.
- As the defensive coordinator at Florida from 2013-14, Durkin led the Gators to consecutive top-15 rankings in total defense. He was the special teams coordinator and linebackers coach at Florida from 2010-12.
- Durkin was the special teams coordinator and defensive ends coach at Stanford from 2007-09 after two years as an assistant at Bowling Green.
- As a student-athlete at Bowling Green, Durkin was a starter at defensive end and outside linebacker from 1997-2000. He led the team in sacks in 1998 and served as a team captain for two seasons.

SCOUTING THE TERRAPINS

- Maryland is 4-7 overall and 2-6 in Big Ten play this season. The Terps won three of their first four games, including the season opener at then-No. 23 Texas, but have come up short in six of their last seven.
- The Penn State game marks Maryland's sixth game against a ranked opponent this season and third consecutive.
- Maryland lost two quarterbacks to injury for the season in the first three games of the season. Tyrrell Pigrome was injured in the season opener and Kasim Hill was injured in the third game against UCF.
- Maryland's plus-four turnover margin is second in the Big Ten only to Penn State's plus-12 margin.
- Running back and kick returner Ty Johnson is fourth in the Big Ten averaging 131.0 all-purpose yards per game and second only to **Saquon Barkley** (30.2 ypr) in the Big Ten in kick returns (25.0 ypr).
- D.J. Moore is the Big Ten's leading receiver with 6.5 receptions per game and 933 receiving yards. He is also second with 84.8 receiving yards per game.
- Linebacker Jermaine Carter leads the Big Ten and ranks fourth in FBS with four forced fumbles. He leads the team in tackles (79) and sacks (3.5).

TOP PERFORMANCES - PENN STATE

Rushing

Saquon Barkley	31 for 202 yds, 1 TD ('16)
Mike Archie	11 for 120 yds, 1 TD ('93)
Ki-Jana Carter	13 for 159 yds, 3 TD ('93)
Richie Anderson	20 for 138 yds, 3 TD ('92)
Leroy Thompson	26 for 132 yds, 1 TD ('90)
Blair Thomas	25 for 138 yds, 1 TD ('87)
DJ Dozier	25 for 111 yds, 2 TD ('86)
John Cappelletti	37 for 202 yds ('73)

Passing

Christian Hackenberg	13 for 29, 315 yards, 3 TD ('15)
Tony Sacca	13 for 18, 198 yds, 1 TD ('91)
Todd Blackledge	19 for 30, 262 yds, 4 TD ('82)
Chuck Fusina	19 for 29, 286 yds ('77)
John Huftnagel	14 for 30, 290 yds ('72)

Receiving

DeAndre Thompkins	4 for 92 yds, 1 TD ('16)
Bobby Engram	6 for 78 yds, 2 TD ('93)
Tom Donovan	4 for 113 yds ('78)
Jimmy Cefalo	6 for 107 yds ('77)

TOP PERFORMANCES - MARYLAND

Rushing

Charlie Wysocki	29 for 135 yds, 1 TD ('80)
-----------------	----------------------------

Passing

Neil O'Donnell	18 for 24, 219 yds, 1 TD ('89)
Dan Henning	23 for 40, 302 yds, 2 TD ('86)
Stan Gelbaugh	22 for 48, 308 yds ('84)
Boomer Esiason	18 for 36, 276 yds ('82)
Bob Avellini	18 for 33, 302 yds ('74)

Receiving

Marcus Badgett	10 for 132 yds ('92)
James Milling	5 for 107 yds, 1 TD ('87)
Russell Davis	7 for 188 yds ('82)

SERIES RECORD

Penn State holds a 37-2-1 record in the series between regional foes that dates back to 1917. The Terrapins and Nittany Lions faced each other in all but three seasons from 1960 to 1993, but did not meet again after until Maryland joined the Big Ten in 2014. Maryland's lone wins came in 1961 and 2014. Penn State is making its first visit to Maryland Stadium since 1993 and is 12-1 overall in College Park. It is the fourth meeting between the schools with both as Big Ten members.

Year	Site	Result
1917	Home	Penn State, 57-0
1937	Home	Penn State, 21-14
1938	Home	Penn State, 33-0
1939	Home	Penn State, 12-0
1943	Away	Penn State, 45-0
1944	Home	Penn State, 34-19
1960	Home	Penn State, 28-9
1961	Away	Maryland, 21-17
1962	Home	Penn State, 23-7
1963	Away	Penn State, 17-15
1964	Home	Penn State, 17-9
1965	Away	Penn State, 19-7
1966	Home	Penn State, 15-7
1967	Away	Penn State, 38-3
1968	Away	Penn State, 57-13
1969	Home	Penn State, 48-0
1970	Away	Penn State, 34-0
1971	Home	Penn State, 63-27
1972	Home	Penn State, 46-16
1973	Away	Penn State, 42-22
1974	Home	Penn State, 24-17
1975	Away	Penn State, 15-13
1977	Home	Penn State, 27-9
1978	Home	Penn State, 27-3
1979	Away	Penn State, 27-7
1980	Away	Penn State, 24-10
1982	Home	Penn State, 39-31
1984	Home	Penn State, 25-24
1985	Away	Penn State, 20-18
1986	Home	Penn State, 17-15
1987	Neutral	Penn State, 21-16
1988	Home	Penn State, 17-10
1989	Neutral	Tie, 13-13
1990	Home	Penn State, 24-10
1991	Neutral	Penn State, 47-7
1992	Home	Penn State, 49-13
1993	Away	Penn State, 70-7
2014	Home	Maryland, 20-19
2015	Neutral	Penn State, 31-30
2016	Home	Penn State, 38-14

LAST MEETING

PENN STATE RUNS PAST MARYLAND, 38-14

Running back Saquon Barkley and quarterback Trace McSorley combined for 283 of Penn State's 372 rushing yards in a 38-14 victory over Maryland. It was Penn State's most prolific rushing game against an FBS or Big Ten opponent since posting 390 rushing yards against Michigan State in 2002, and the 372 yards rank as its third-most against a Big Ten opponent.

Barkley posted a then-career-high 202 yards and a touchdown on 31 carries to lead Penn State, while McSorley set career highs on the ground with 18 carries for 81 yards and a touchdown. A total of 62 of Penn State's plays were on the ground - it's the most ever in a Big Ten game.

McSorley also added two more touchdowns through the air, including a 70-yarder to DeAndre Thompkins, and finished the game completing 10-of-19 attempts for 152 yards.

Penn State never trailed, receiving the opening kickoff and marching 84 yards on seven plays for an eventual 5-yard touchdown reception by tight end Mike Gesicki, largely on the feet of Barkley and McSorley. A short pass from Maryland quarterback Perry Hills to Ty Johnson turned into a 66-yard touchdown reception to tie the game at 7-7 midway through the first quarter, but a Tyler Davis field goal and rushing touchdowns by McSorley and Barkley overcame Maryland's only other score in the second quarter, and the Lions never looked back from a 24-14 halftime lead.

Maryland looked to have the momentum moving into the halftime break after covering 37 yards on three plays for a touchdown, pulling within three points and leaving just 41 seconds on the clock after the kickoff. However, Barkley needed only three plays to cover 70 yards. He rushed for 25 yards on his first carry and was stuffed for no gain on the next, but he broke free for a 45-yard touchdown run on the next to give Penn State a 24-14 lead. The Nittany Lions shutout Maryland in the second half and added two more touchdowns.



TEAM STATISTICS

	UMD	PSU
First Downs	11	28
Rushing Yards	170	372
Passing Yards	100	152
Passing (C-A-Int)	10-16-1	10-19-0
Total Offense	270	524
Plays	54	81
Fumbles (#-Lost)	1-1	2-1
Penalties (#-Yards)	5-54	7-50
Possession Time	25:00	35:00
3rd Down Conv.	4-13	5-13
Red Zone	1-2	3-4
Touchdowns	1	2
Field Goals	0	1

GAME LEADERS

* Top performers from each school based on yardage.

PENN STATE

Rushing

Saquon Barkley	31 for 202 yds, 1 TD
Trace McSorley	18 for 81 yds, 1 TD

Passing

Trace McSorley	10-of-19 for 152 yds 2 TD/0 INT
----------------	------------------------------------

Receiving

DeAndre Thompkins	4 for 92 yds, 1 TD
Mike Gesicki	4 for 26 yds, 1 TD

Tackles (U-A-Total)

Brandon Smith	2-12-14
Marcus Allen	3-4-7

MARYLAND

Rushing

Lorenzo Harrison III	6 for 76 yds
Tyrrell Pigrome	10 for 39 yds, 1 TD

Passing

Perry Hills	5-of-7 for 72 yds 1 TD/1 INT
-------------	---------------------------------

Receiving

Ty Johnson	2 for 69 yds
DJ Moore	4 for 15 yds

Tackles (U-A-Total)

Shane Cockerille	7-6-13
Josh Woods	5-4-9

OTHER

Date	October 8, 2016
Location	University Park, Pa.
Stadium	Beaver Stadium
Attendance	100,778
Time of Game	3:13
Penn State	4-2, 2-1 Big Ten
Maryland	4-1, 1-1 Big Ten



RECORD BREAKDOWN

Overall Record	9-2
Day Games	6-2
Night Games (6 p.m. or later)	3-0
TV Games	9-2
ABC	5-0
BTN	3-0
FOX	0-2
FS1	1-0
Ranked Opponents	1-2
Scoring First	8-2
Opponent Scoring First	1-0
Leading at the Half	8-1
Trailing at the Half	1-0
Tied at the Half	0-1
Leading after Third Qtr.	9-2
Trailing after Third Qtr.	0-0
Tied after Third Qtr.	0-0
Overtime Games	0-0
Scoring less than 20 pts.	0-0
Scoring 20-29 points	1-1
Scoring 30-39 Points	3-1
Scoring 40+ Points	5-0
Allowing 10 points or less	4-0
Allowing 11-20 points	4-0
Allowing 21-30 points	0-1
Allowing 31+ points	1-1
Rushing for less than 100 yds.	3-2
Rushing for 100-199 yds	2-0
Rushing for 200-299 yds	4-0
Rushing for 300+ yds	0-0
Passing for less than 200 yds.	1-1
Passing for 200-299 yds.	4-0
Passing for 300-399 yds.	4-0
Passing for 400+ yds	0-1
Totalling less than 300 yds total offense.	0-1
300-399 yds of total offense	4-0
400-499 yds of total offense	0-1
500+ yds of total offense	5-0
Allowing less than 100 yds rushing	4-1
Allowing more than 100 yds rushing	5-1
Allowing less than 300 yds total offense	5-0
Allowing 300+ yds total offense	4-2
Having a 100-yd rusher	4-0
Having two 100-yd rushers	0-0
Not having a 100-yd rusher	5-2
Opp. having a 100-yd rusher	1-0
No turnovers	3-1
1-3 turnovers	6-1
3+ turnovers	0-0
No takeaways	1-0
1 or 2 takeaways	4-2
3 or more takeaways	4-0
More than 30:00 of possession	4-1
Less than 30:00 of possession	5-1

MARYLAND NOTES

WINNING WAYS

- Penn State is 9-2 after 11 games for a second consecutive season.
- Penn State is 18-3 in its last 21 games, the best span since going 20-1 from 1993-95.
- Penn State is looking to earn its seventh 10-win regular season since joining the Big Ten and 23rd overall. It is also looking to post back-to-back 10-win seasons for the first time since the 2008 and 2009 seasons.
- Penn State completed its home schedule with a second consecutive perfect 7-0 record. It is the first time the Nittany Lions have back-to-back undefeated home seasons since 1985 (6-0) and 1986 (7-0).
- Penn State started a season 7-0 for the first time since 2008, when the team started 9-0.
- Penn State's 4-0 start in Big Ten play marked the first such start since 2011, when Penn State began 5-0.
- Penn State's victory over No. 19 Michigan as the No. 2-ranked team was its first as a top-five team over a ranked opponent since winning 13-6 at No. 10 Ohio State in 2008 as the No. 3-ranked team.

PENN STATE-MARYLAND CONNECTIONS

- Penn State redshirt freshman DE **Shaka Toney**, played with Maryland junior wide receiver DJ Moore, at Imhotep Charter in Philadelphia.
- Penn State redshirt freshman defensive tackle **Ellison Jordan** played with Maryland freshman defensive lineman Antonio DiCerbo, junior defensive end Melvin Keihn and senior linebacker Shane Cockerille at The Gilman School in Maryland.
- Penn State junior **Mark Allen** and redshirt freshman defensive end **Shane Simmons** and Maryland freshman running back Anthony McFarland, freshman OL Marcus Minor, sophomore OL Terrance Davis, sophomore DB Tino Ellis, sophomore DL Oluwaseun Oluwatimi, sophomore WR DJ Turner, sophomore RB Lorenzo Harrison III and senior WR Chris Jones all attended DeMatha Catholic in Maryland.
- Penn State freshman wide receiver **Cam Sullivan-Brown** played with Maryland freshman OL Tyler Hamilton and freshman TE Zack Roski at Saint Vincent Pallotti in Maryland.

NITTANY LIONS FROM MARYLAND

- S **Marcus Allen** – Upper Marlboro/Dr. Henry A. Wise Jr.
- RB **Mark Allen** – Hyattsville/DeMatha Catholic
- LB **Cam Brown** – Burtonsville/The Bullis School
- CB **Jabari Butler** – Potomac/Bishop Gorman
- CB **Tariq Castro-Fields** – Upper Marlboro/Riverdale Baptist School
- WR **Dae'Lun Darien** – Baltimore/Dunbar
- TE/H **Jonathan Holland** – Brandywine/The Bullis School
- DT **Ellison Jordan** – Upper Marlboro/The Gilman School
- RB **Josh McPhearson** – Columbia/Annapolis Christian
- CB **Zech McPhearson** – Columbia/Riverdale Baptist School
- S **Ayron Monroe** – Largo/Saint John College H.S.
- DE **Shane Simmons** – Laurel/DeMatha Catholic
- WR **Cam Sullivan-Brown** – Bowie/Saint Vincent Pallotti

COACHING CONNECTIONS

- Penn State head coach **James Franklin** spent eight seasons on staff at Maryland. He was the Terrapins' asst. head coach/offensive coordinator (2008-10) and recruiting coordinator/wide receivers coach (2000-04).
- Franklin's wide receivers coach at Vanderbilt in 2011 was Maryland wide receivers coach Chris Beatty.
- Penn State co-defensive coordinator and safeties coach **Tim Banks** served on the Bowling Green coaching staff in 1999 and 2000 during Maryland head coach DJ Durkin's final two seasons as a student-athlete.
- Banks and Beatty were also on the same coaching staff at Illinois in 2012.
- Banks served on the Maryland defensive coaching staff from 2003-06.
- Penn State special teams coordinator/running backs coach **Charles Huff** was an assistant offensive line coach at Maryland in 2009.
- Penn State assistant AD of performance enhancement **Dwight Galt** is a graduate of Maryland and spent 22 years with the Maryland strength & conditioning staff.
- Assistant director of performance enhancement **Dwight Galt IV** played for the Terps from 2005-09.
- Penn State chief of staff **Jemal Griffin** was the director of football operations at Maryland from 2008-10.
- Penn State director of football administration **Kevin Threlkel** served as a football operations intern for two seasons at Maryland.
- Maryland offensive line coach Tyler Bowen played under Franklin at Maryland and was an offensive graduate assistant coach at Penn State during Franklin's first season at the helm in 2014. Bowen then joined the Fordham staff in 2015 as the offensive line coach under then head coach and current and Penn State offensive coordinator/quarterbacks coach **Joe Moorhead**. Following Moorhead's departure, Fordham promoted its offensive coordinator to head coach and Bowen was promoted to offensive coordinator.

TAKING ON THE NEIGHBORS

- For the fourth consecutive year, Penn State is playing at least four FBS teams that are within a 250-mile drive (based on Google Maps from stadium to stadium).
- Penn State went 4-1 against its neighbors last season and is off to a 3-0 start this season with season-opening wins over Akron and Pitt.
- The only nearby FBS team Penn State has not played since 2012 is West Virginia, but the Mountaineers are on Penn State's schedule in 2023 and 2024.
- Since joining the Big Ten in 1993, Penn State is 42-4 against FBS teams within 250 miles.
- All-time, Penn State is 288-111-17 against its current FBS regional foes.

Distance	Team	Last Played	Result
139 Miles	Pittsburgh	Sept. 9, 2017	W, 33-14
181 Miles	West Virginia	Oct. 24, 1992	W, 40-26
198 Miles	Temple	Sept. 17, 2016	W, 34-27
198 Miles	Navy	Sept. 15, 2012	W, 34-7
199 Miles	Maryland	Oct. 8, 2016	W, 38-14
204 Miles	Buffalo	Sept. 12, 2015	W, 27-14
205 Miles	Kent State	Sept. 4, 2016	W, 33-13
215 Miles	Akron	Sept. 2, 2017	W, 52-0
224 Miles	Rutgers	Nov. 11, 2017	W, 35-6
230 Miles	Syracuse	Aug. 31, 2013	W, 23-17
250 Miles	Army	Oct. 3, 2015	W, 20-14

Bold italics indicates 2017 opponent

IN THE RANKINGS

- Penn State remained at No. 10 in the latest College Football Playoff rankings (Nov. 21), and is ranked No. 12 by the Associated Press and No. 11 in the Armyway Coaches Poll.
- Penn State has been ranked in the last nine CFP rankings, dating back to its first-ever appearance in the first poll of the 2016 season.
- Penn State's 21-straight weeks in the AP Top 25 is the eighth-longest active streak in FBS. (Since 1936; according to CollegePollArchive.com)

THIS DAY IN HISTORY

NOVEMBER 25

RECORD: 9-5-1
STREAK: W5

NOTABLE

Year	Site	Result
1889 M	H	Penn State 12, Bucknell 0
1892 F	N (at Harrisburg)	Penn State 16, Dickinson 0
1897 T	N (at Sunbury)	Dickinson 6, Penn State 0
1899 A	A Duquesne Athletic Club 64, Penn State 5	
1909 T	A	Penn State 5, Pittsburgh 0
1915 T	A	Pittsburgh 20, Penn State 0
1920 T	A	Penn State 0, Pittsburgh 0
1926 T	A	Pittsburgh 24, Penn State 6
1939 H	A	Penn State 10, Pittsburgh 0
1944 A	A	Pittsburgh 14, Penn State 0
1961 A	A	Penn State 47, Pittsburgh 26
1967 H	A	Penn State 42, Pittsburgh 6
1972 H	A	Penn State 49, Pittsburgh 27
1989 A	A	Penn State 16, Pittsburgh 13
1995 A	A	Penn State 24, Michigan State 20

- The 1897, 1909, 1915, 1920 and 1926 games on this day were played on Thanksgiving. The 1889 contest was played on a Monday and the 1892 game was played on a Friday.
- Ten of the 15 games played on this day were against Pittsburgh, dating from 1909 to 1989.
- In 1939, future All-American Leon Gajdecki led Penn State to its first victory over Pitt in 20 years in a 10-0 upset before a record-tying crowd of 20,000 at New Beaver Field.
- In 1995, Bobby Engram caught the winning touchdown with eight seconds remaining and no timeouts. Engram pulled in a 4-yard flanker pass from Wally Richardson, ducking under two Michigan State tacklers, to give the Nittany Lions a thrilling 24-20 win in East Lansing.



PENN STATE VS. BIG TEN

- Penn State has won 15 out of its last 17 games against Big Ten opponents.
- Penn State won 13 consecutive games against Big Ten opponents from 2016-17, breaking its record of 12 from 1993-94.
- Penn State owns a 207-101-3 mark against Big Ten Conference teams since the Nittany Lions first opposed Ohio State in 1912.
- The Nittany Lions began play as a member of the Big Ten Conference in 1993 and have a 126-75 mark.
- Penn State played 109 games vs. the current Big Ten alignment when either or both Penn State itself (prior to 1993) or the opponent (Nebraska prior to 2011; Maryland and Rutgers prior to 2014) was not yet a member of the Big Ten. The Nittany Lions went 80-26-3 in those games.

Opponent	Record	1st Meeting	Last Meeting
Illinois	18-5	1954	2015
Indiana	20-1	1993	2017
Iowa	15-12	1930	2017
Maryland	37-2-1	1917	2016
Michigan	8-13	1993	2017
Michigan State	15-16-1	1914	2017
Minnesota	9-5	1993	2016
Nebraska	8-9	1920	2013
Northwestern	14-5	1993	2017
Ohio State	14-19	1912	2017
Purdue	14-3-1	1951	2016
Rutgers	26-2	1918	2017
Wisconsin	9-9	1953	2016

MILLEN ON BTN BROADCAST TEAM

- Former Penn State and NFL standout Matt Millen will be calling Saturday's meeting between the Nittany Lions and Terrapins.
- Millen earned first-team All-America honors as a junior in 1978, helping the unbeaten and No. 1 ranked Nittany Lions earn a berth vs. Alabama in the dramatic 1979 Sugar Bowl for the national title. Millen was a team co-captain in 1979, but missed most of his senior year with an injury. He also helped Penn State earn the first of two consecutive 11-1 records in 1977, capped by a win in the Fiesta Bowl.
- The Oakland Raiders selected Millen the second round of the 1980 NFL Draft to begin a 12-year career that would see him earn four Super Bowl rings. Millen played for the Oakland/Los Angeles Raiders (1980-88), San Francisco 49ers (1989-90) and Washington Redskins (1991). He was a Pro Bowl selection in 1988.
- Millen began his broadcasting career in 1992, working NFL games for CBS and then FOX. The Lehigh Valley native left broadcasting in 2001 and was team president of the Detroit Lions for the next eight years. Millen returned to broadcast booth as a college football and NFL analyst with ESPN and the NFL Network in 2009. He joined FOX Sports and BTN in 2015.

HISTORIC SERIES

- Penn State has many long and storied series on the gridiron. The Nittany Lions have played 20 teams 20 or more times in the 131-year history of the program.
- Penn State owns a winning record against 16 of the 20 teams that it has met 20 or more times.
- Eight of the 20 teams are on the 2017 schedule; including Pitt (98 meetings), Iowa (27), Indiana (21), Michigan (21), Ohio State (33), Michigan State (32) Rutgers (27) and Maryland (40).
- Since 2012, Penn State has played or has a future meeting scheduled meeting with 13 of the 20 teams (all of the FBS teams except Navy). Those opponents include: Army (2015), Illinois (2014-15, '18, '21), Iowa (2016-21), Pitt (2016-19), Syracuse (2012), Temple (2014-16) and West Virginia (2023-24), while the Lions will meet yearly with Big Ten East Division opponents Indiana, Maryland, Michigan, Michigan State, Ohio State and Rutgers.
- Fifteen of the 20 programs are currently members of NCAA Division I FBS. Bucknell, Lehigh and Penn are in NCAA Division I FCS, while Gettysburg and Lebanon Valley are Division III programs.

Team	Meetings	Record
Pitt	98	51-43-4
Syracuse	71	43-23-5
West Virginia	59	48-9-2
Penn ^	47	18-25-4
Temple	45	40-4-1
Maryland *	40	37-2-1
Bucknell ^	38	28-10
Navy	38	19-17-2
Ohio State *	33	14-19
Michigan State *	32	15-16-1
Gettysburg ^	28	27-0-1
Iowa *	27	15-12
Rutgers *	28	26-2
Army	26	14-10-2
Boston College	24	20-4
Lehigh ^	23	16-6-1
Illinois *	23	18-5
Indiana *	21	20-1
Michigan *	21	8-13
Lebanon Valley ^	20	20-0

* - Current Big Ten team | ^ - Current Non-FBS university

PENN STATE IN 25TH BIG TEN SEASON

- After 106 years as an independent in football, Penn State began play in the Big Ten Conference in 1993 and is playing its 25th season in the conference.
- The Nittany Lions were Big Ten Champions in 1994 and 2016 and shared the title in 2005 and 2008. Penn State has played in the Rose Bowl three times as a member of the Big Ten, beating Oregon to win the 1995 Rose Bowl and playing USC in the 2009 and 2017 Rose Bowls.

WINNINGEST PROGRAMS

In its 131st season of varsity football, Penn State has posted 876 victories to rank No. 8 in the nation. The Lions' success is not solely due to longevity though, as Penn State also ranks in the Top 10 in all-time winning percentage. As of Nov. 19, 2017.

TOTAL VICTORIES

1. Michigan (138)	Big Ten	943
2. Notre Dame (129)	Independent	905
3. Texas (129)	Big 12	897
4. Ohio State (128)	Big Ten	895
5. Nebraska (128)	Big Ten	893
6. Alabama (123)	SEC	889
7. Oklahoma (123)	Big 12	882
8. PENN STATE (131)	Big Ten	876
9. USC (124)	Pac-12	833
10. Tennessee (121)	SEC	832

WINNING PERCENTAGE (YEARS - MIN 25 IN D1)

1. Michigan (138)	Big Ten	.730
2. Notre Dame (129)	Independent	.729
3. Boise State (50)	Mountain West	.726
4. Ohio State (128)	Big Ten	.724
5. Alabama (123)	SEC	.7232
6. Oklahoma (123)	Big 12	.7228
7. Texas (125)	Big 12	.705
8. USC (124)	Pac-12	.702
9. Nebraska (128)	Big Ten	.696
10. PENN STATE (131)	Big Ten	.687
11. Florida State (71)	ACC	.679
12. Tennessee (121)	SEC	.678
13. Georgia (124)	SEC	.6513
14. LSU (124)	SEC	.6507
15. Appalachian State (88)	Sun Belt	.640

THE ALL-TIME AP COLLEGE FOOTBALL POLL

The Associated Press updated its "All-Time AP Poll" this summer. Its formula counted poll appearances (1 point), No. 1 rankings (2 points) and AP championships (10 points). The first poll was in 1936. Entering 2017, Penn State has been ranked 597 times (53.4% of all polls), have been voted No. 1 19 times and won two AP National Championships.

1. Ohio State	Big Ten	1,128
2. Oklahoma	Big 12	1,070
3. Notre Dame	Independent	1,045
4. Alabama	SEC	1,039
5. USC	Pac-12	980
6. Nebraska	Big Ten	913
7. Michigan	Big Ten	910
8. Texas	Big 12	826
9. Florida State	ACC	730
10. Florida	SEC	689
11. LSU	SEC	668
12. PENN STATE	Big Ten	655
13. Miami	ACC	649
14. Tennessee	SEC	635
15. Auburn	SEC	580
16. Georgia	SEC	577
17. UCLA	Pac-12	536
18. Texas A&M	SEC	489
19. Michigan State	Big Ten	448
20. Washington	Pac-12	446
21. Clemson	ACC	439
22. Arkansas	SEC	418
23. Pittsburgh	ACC	358
24. Wisconsin	Big Ten	351
25. Iowa	Big Ten	334

AT THE START

Opponent	Coin Toss	Choice	PSU 1st Drive	Opponent 1st Drive	Game Captains
AKRON	Won	Defer - Kick Off	Interception	Punt	Jason Cabinda, DaeSean Hamilton, Trace McSorley, Nick Scott
PITTSBURGH	Won	Defer - Kick Off	Touchdown	Interception	Marcus Allen, Saquon Barkley, Tyler Davis, Grant Haley
GEORGIA STATE	Lost	Receive	Touchdown	Punt	Jason Cabinda, DaeSean Hamilton, Trace McSorley, Nick Scott
at Iowa	Won	Receive	Punt	3-and-out	Marcus Allen, Saquon Barkley, Tyler Davis, Grant Haley
INDIANA	Lost	Receive	KO Return TD	Fumble	Torrence Brown, Jason Cabinda, DaeSean Hamilton, Trace McSorley
at Northwestern	Lost	Receive	Turnover on Downs	Interception	Marcus Allen, Saquon Barkley, Tyler Davis, Grant Haley
MICHIGAN	Won	Receive	Touchdown	3-and-out	Jason Cabinda, DaeSean Hamilton, Trace McSorley, Nick Scott
at Ohio State	Won	Receive	KO Return TD	Fumble	Marcus Allen, Saquon Barkley, Tyler Davis, Grant Haley
at Michigan State	Lost	Receive	Interception	Punt	Jason Cabinda, DaeSean Hamilton, Trace McSorley, Nick Scott
RUTGERS	Lost	Receive	Punt	On-side Kick/FG	Marcus Allen, Saquon Barkley, Tyler Davis, Grant Haley
NEBRASKA	Lost	Receive	TD	Punt	Jason Cabinda, DaeSean Hamilton, Trace McSorley, Nick Scott
at Maryland					

NATIONAL NITS

Below is a list of Penn State players that rank among the top-100 individuals and top-50 teams in the most recent season statistical rankings. Rankings listed NCAA/Big Ten Statistics current as of Nov. 20, 2017

- RB Saquon Barkley
 - All-Purpose - 188.2 (2/1)
 - Combined Kick Returns - 423 (57/4)
 - Kickoff Return TDs - 2 (t-4/1)
 - Kickoff Returns - 30.2 (9/1)
 - Points Responsible For - 120 (t-52/7)
 - Points Responsible For Per Game - 10.9 (t-58/7)
 - Receptions Per Game - 4.2 (t-95/t-7)
 - Rush Yards Per Carry - 5.78 (37/5)
 - Rushing TDs - 14 (t-13/1)
 - Rushing Yards - 1,057 (28/3)
 - Rushing Yards Per Game - 96.1 (32/3)
 - Scoring - 10.4 (6/1)
 - Total Points Scored - 114 (t-4/1)
 - Total Touchdowns - 19 (t-4/1)
- K Tyler Davis
 - Scoring - 7.4 (t-69/t-4)
 - Total Points Scored - 81 (t-62/t-4)
- TE Mike Gesicki
 - Receiving TDs - 7 (t-39/t-6)
- P Blake Gillikin
 - Punting - 43.0 (34/3)
- WR DaeSean Hamilton
 - Receiving TDs - 7 (t-39/t-6)
 - Receiving Yards - 688 (72/5)
 - Receiving Yards Per Game - 62.5 (74/6)
 - Yards Per Reception - 16.00 (64/5)
- QB Trace McSorley
 - Completion Percentage - .652 (16/2)
 - Completions Per Game - 20.91 (24/2)
 - Passing Efficiency - 154.2 (14/2)
 - Passing Touchdowns - 24 (t-15/3)
 - Passing Yards - 2,991 (19/1)
 - Passing Yards Per Game - 271.9 (22/1)
 - Passing Yards Per Completion - 13.00 (31/3)
 - Points Responsible For - 204 (t-8/2)
 - Points Responsible For Per Game - 18.5 (t-12/2)
 - Rushing TDs - 10 (t-38/3)
 - Total Offense - 307.8 (13/1)
 - Total Touchdowns - 10 (t-52/t-3)
 - Yards Per Pass Attempt - 8.47 (17/2)
- CB Amani Oruwariye
 - Interceptions Per Game - 0.4 (t-11/t-3)
 - Passes Defended - 1.3 (t-17/3)
 - Total Interceptions - 4 (t-10/t-3)
- WR/PR DeAndre Thompkins
 - Punt Return TDs - 1 (t-10/t-2)
 - Punt Returns - 14.7 (3/1)
 - Yards Per Reception - 16.0 (64/5)
- DT Robert Windsor
 - Fumbles Recovered - 2 (t-18/t-2)
- TEAM
 - 3rd Down Conversion Pct - .423 (42/3)
 - 3rd Down Conversion Pct Defense - .358 (45/8)
 - Completion Percentage - .647 (12/2)
 - Fewest Penalties - 50 (18/2)
 - Fewest Penalties Per Game - 4.55 (18/2)
 - Fewest Penalty Yards - 460 (25/2)
 - Fewest Penalty Yards Per Game - 41.82 (22/2)
 - First Downs Defense - 201 (42/7)
 - First Downs Offense - 243 (35/3)
 - Fumbles Lost - 2 (t-2/t-1)
 - Fumbles Recovered - 12 (t-7/1)
 - Kickoff Returns - 25.04 (22/2)
 - Net Punting - 39.56 (33/3)
 - Passes Intercepted - 10 (t-48/t-6)
 - Passing Offense - 289.3 (25/2)
 - Passing Yards Per Completion - 13.04 (40/3)
 - Punt Return Defense - 4.20 (23/3)
 - Punt Returns - 13.14 (14/1)
 - Red Zone Offense - .894 (27/2)
 - Rushing Defense - 118.7 (19/6)
 - Scoring Defense - 16.6 (8/2)
 - Scoring Offense - 39.4 (11/2)
 - Team Passing Efficiency - 155.01 (14/2)
 - Team Passing Efficiency Def. - 114.47 (24/5)
 - Team Sacks - 3.0 (12/4)
 - Team Tackles for Loss - 7.1 (25/5)
 - Total Defense - 331.7 (24/6)
 - Total Offense - 445.9 (31/2)
 - Turnover Margin - 1.09 (t-6/1)
 - Turnovers Gained - 22 (t-15/t-2)
 - Turnovers Lost - 10 (t-10/1)
 - Winning Percentage - 0.818 (t-11/t-2)

HIGHLIGHTS

B1G PLAYERS OF THE WEEK

- Penn State leads the B1G with eight Player of the Week honors on offense, defense and special teams.
- Junior RB **Saquon Barkley** garnered Big Ten Co-Offensive Player of the Week for his performances against Nebraska. Barkley wins his sixth Big Ten weekly award of the season and fourth offensive honor.
- Barkley's six Player of the Week honors this season (four offensive, two special teams) are the most in a single season in Big Ten history (doesn't include Freshman of the Week).
- Barkley has earned 10 conference honors (six offensive, two freshman, two special teams) in his career. Barkley's six career offensive weekly honors are tied for fifth in Big Ten history, while his four offensive honors this season are tied for second in conference annals and are the most by a player since Nebraska's Ameer Abdullah had four in 2014.
- Against Nebraska, Barkley ran for three touchdowns and 158 yards and added six catches for 66 yards.
- Barkley won his second special teams POTW nod after returning the opening kickoff 97 yards for a touchdown against Ohio State in Week 9. The Buckeyes avoided kicking to Barkley for the remainder of the game, giving the Nittany Lions favorable field position.
- Barkley won his third offensive POTW nod after scoring three touchdowns (2 rush, 1 receiving) in a win over Michigan in Week 8. He also totaled 108 yards rushing on 15 carries and 53 yards receiving on three catches for 161 yards from scrimmage.
- It was also the fifth offensive player of the week award for his career, tying him for ninth in Big Ten history.
- LB **Jason Cabinda** was named the Big Ten Co-Defensive Player of the Week following the Michigan game in Week 8. He registered 12 tackles, assisted on a sack and forced a fumble in the win.
- WR **DaeSean Hamilton** was named the Co-Offensive POTW and RB/KR Barkley was named the Special Teams POTW for Week 5 following the Indiana game. Hamilton caught nine passes for 122 yards and three touchdowns, while Barkley returned the opening kickoff 98 yards for a touchdown.
- Barkley won his second Big Ten Offensive Player of the Week award of the season after a record-breaking performance at Iowa in Week 4. Barkley had a career-high 211 rushing yards on 28 carries and a touchdown to go along with 12 catches for 94 yards and three kickoff returns for 53 yards en route to a school-record 358 all-purpose yards in a thrilling win.
- Barkley claimed co-Big Ten Offensive POTW after his performance against Akron in the season opener. He shared the honor with Ohio State's J.T. Barrett. Barkley had a Big Ten-leading 246 all-purpose yards on 18 touches against the Zips. The junior rushed for 172 yards on 14 carries (12.3 ypc) with two touchdowns and added three receptions for 54 yards (18.0 ypr). Barkley broke free for an 80-yard rush, which was the second-longest of his career and tied for the 10th-best rush in program history.

STIFF COMPETITION

- In terms of opponent winning percentage, Penn State has played the fifth toughest schedule among the CFP Top 25 teams this season with its opponents combining for a 68-51 record (.5714). (*From Coaches by the Numbers*)
- Penn State played three ranked opponents (No. 19 Michigan, No. 6 Ohio State, No. 24 Michigan State) in a row for the first time since facing four consecutive ranked opponents in 2004 (No. 20 Wisconsin, No. 20 Minnesota, No. 9 Purdue, No. 25 Iowa).

DISCIPLINED

- Averaging 4.55 penalties per game Penn State ranks second in the Big Ten (Minnesota; 3.45) and tied for 18th in FBS.
- Penn State been penalized five or fewer times in eight games this season.
See National Nits on Page 10

STREAKING

- With a win over Nebraska, Penn State extended its home winning streak to 14 games, tied for eighth-longest in the school annals. It is the longest home winning streak since a 14-game streak from 1990-92.
See Home Success on Page 18
- The Nittany Lions have scored 20 or more points in 21 consecutive games, which is the longest streak in program history, breaking the record of 20-straight games from 1993-95.
- QB **Trace McSorley** has thrown a touchdown pass in 26 consecutive games, dating to the 2016 TaxSlayer Bowl, extending his school record. It is the second-longest active streak in FBS behind Oklahoma's Baker Mayfield (34).
- TE **Mike Gesicki** has recorded a reception in his last 25 games, dating back to the 2016 season opener.
- K **Tyler Davis** has converted a Penn State-record 130 consecutive PAT kicks.

OUT FRONT

- Of the 660 minutes played this season, Penn State has only trailed for 37 minutes, 42 seconds.
- Penn State has played 87.0 percent of its plays (1,534 of 1,871) with the lead, which ranks third in FBS, behind UCF (83.9 percent) and Alabama (83.5 percent).
- Penn State has also played 58.3 percent (1,090 of 1,871) of its plays with a 10 or more point lead, which is second in FBS only to Alabama (66.8 percent).
According to Coaches by the Numbers

HEARTBREAKERS

- Four of Penn State's last five losses, dating back to the 2016 season (2017: Michigan State, 27-24; Ohio State, 39-38. 2016: USC, 52-49; Pitt 42-39) have been decided by three points or less.
- Penn State's last three losses (2017: Michigan State, 27-24; Ohio State, 39-38. 2016: USC, 52-49) have been decided by three points or less for a combined margin of seven points, the smallest margin of defeat in three-straight losses in program history.
- The losses to USC and Michigan State came on field goals as time expired, while Ohio State took the lead with 1:48 remaining.
- Penn State's two losses this season (Michigan State, 27-24; Ohio State, 39-38) have been decided by a combined margin of four points, which is the smallest margin amongst two-loss teams in FBS. Of the 162 two-loss teams in FBS, Auburn (8 pts and 4 pts) and Washington (6 pts and 8 pts) are the only other teams to lose twice by single digits.
- The four-point combined margin of defeat is tied for the second smallest in FBS, as one-loss teams Clemson (3 pts) and South Florida (4 pts) are the only other FBS teams in the category. Of the five one-loss teams in FBS, three lost by more than four points.
- Penn State last lost a game by more than three points on Sept. 24, 2016 at Michigan (49-10).

TRACE MCSORLEY RECORD COUNTDOWN

SEASON PASSING TDs

5

After setting the single season mark with 29 passing touchdowns last season, McSorley has 24 TD throws through 11 games in 2017.

SEASON PASSING YARDS

623

After setting the single season mark with 3,614 passing yards last season, McSorley has thrown for 2,991 yards through 11 games in 2017.

SEASON RUSHING TDs (QB)

1

With 10 rushing touchdowns this season, McSorley is pursuing the record of 11 set by Michael Robinson in 2005.



BOWLING AGAIN

- Penn State became bowl eligible when it defeated Northwestern for its sixth win of the season.
- The Lions have appeared in 47 bowl games in program history, tied for ninth-highest among FBS schools at the start of the season.
- Head coach **James Franklin** has guided his team to a bowl appearance in each of his seven seasons as a head coach (3 at Vanderbilt; 4 at Penn State).
See Big Ten Bowl Partners on Page 18

BARKLEY UP FOR MULTIPLE AWARDS

- RB **Saquon Barkley** is among the three finalists for the Maxwell Award, the four finalists for the Paul Hornung Award presented by Texas Roadhouse and the three finalists for the Doak Walker Award. Additionally, he is among 15 semifinalists for the Walter Camp Award.
- Penn State is tied for the national lead among all colleges and universities with seven Maxwell Award winners. The Maxwell Award, named in honor of Robert W. "Tiny" Maxwell, has been given to America's College Player of the Year since 1937. Maxwell's contributions to the game of football were extensive, including time as a player, a sportswriter and an official.
- The Doak Walker Award honors the nation's top running back for accomplishments on the field, achievement in the classroom and citizenship in the community. It's presented annually by the SMU Athletic Forum.
- Barkley is the first Penn State player to be a finalist for the Maxwell and Walker Awards since Larry Johnson won both honors in 2002.
- The winners of the Maxwell and Walker Awards will be announced at the ESPN Home Depot College Football Award Show in Atlanta on Thursday, December 7.
- Barkley is the first Penn State player to be named a finalist for the Paul Hornung Award, which was established in 2010.
- The Paul Hornung Award presented by Texas Roadhouse is given annually by the Louisville Sports Commission to the most versatile player in major college football. This year's winner of the award will be honored March 7, 2018 at a banquet at the Galt House Hotel in downtown Louisville.
- Barkley has been named to the Paul Hornung Award weekly honor roll four times (Sept. 11, Sept. 25, Oct. 1, Oct. 23) this season. The award is presented to the most versatile player in major college football.
- The Walter Camp Award is given to the outstanding player of the year who has exemplified the qualities of self-discipline, unselfish team play, desire to excel, mature judgment and respect for leadership.
- Penn State has two Walter Camp winners: RBs John Cappelletti (1973) and Larry Johnson (2002).
See Season Honors on Pages 11-12

MCSORLEY UP FOR QB HONORS

- QB **Trace McSorley** is among the five finalists for the Johnny Unitas Golden Arm Award and was among 16 semifinalists for the Davey O'Brien National Quarterback of the Year Award.
- The Golden Arm Award is presented at the end of each football season and the winner is selected based on his accomplishments both on and off the field. Candidates must be a college senior or fourth-year junior on schedule to graduate with their class.
- Other award finalists include J.T. Barrett (Ohio State), Ryan Finley (NC State), Baker Mayfield (Oklahoma) and Mason Rudolph (Oklahoma State)..
See Season Honors on Pages 11-12

GESICKI A MACKAY AWARD FINALIST

- TE **Mike Gesicki** is a finalist for the John Mackey Award, which is awarded to the nation's most outstanding collegiate tight end.
- The award is named after NFL Hall of Fame member John Mackey, who is considered to be the best to have played the tight end position.
- Gesicki is the first finalist for the award from Penn State.
- The winner of the award will be announced at the ESPN Home Depot College Football Award Show in Atlanta on Thursday, December 7.
See Season Honors on Pages 11-12

MILESTONE WATCH

- QB **Trace McSorley** is 9 yards shy of posting the fourth 3,000-yard passing season in Penn State history and becoming the first to do it twice.
- McSorley is 210 passing yards shy of becoming the third Penn State quarterback at Penn State to total 7,000 career passing yards.
- McSorley is 26 pass completions shy of becoming the fourth Penn State quarterback to complete 500 career passes.
- McSorley is 5 rushing yards shy of becoming the second Penn State quarterback to total more than 400 rushing yards in a season (Michael Robinson, 806; 2003).
- WRs **Saeed Blacknall** and **DeAndre Thompkins** are both closing in on 1,000 receiving yards for their careers. Blacknall (940) needs 60 more yards, while Thompkins (829) needs 171.
See Record Watch on Pages 28-31

MILESTONES ACHIEVED

- With the victory over Nebraska head coach **James Franklin** has now beaten every team in the Big Ten.
- Against Nebraska, RB **Saquon Barkley** became the second Nittany Lion (Kevin Kelly) to have two or more 100-point seasons.
- Barkley has posted his third consecutive 1,000-yard rushing season.
- Barkley is the second player in Penn State history to reach the 3,500-rushing yard mark in his career (3,629 yards), joining Evan Royster (3,982 yards; 2007-10).
- Barkley had 224 all-purpose yards (158 rushing, 66 receiving) against Nebraska to become just the second player in Nittany Lion history to have at least 2,000 all-purpose yards in a single season.
- Barkley became the second Nittany Lion to surpass 5,000 career all-purpose yards, doing so against Rutgers and also becoming the Penn State record holder.
- Barkley became the first Penn State running back to total 500 yards receiving in a season by adding 33 yards at Michigan State.
- Barkley is the first Penn State player and fourth Big Ten player with 3,000 rushing yards and 1,000 receiving yards in his career, surpassing 1,000 receiving yards against Michigan. Barkley is the 30th Nittany Lion with at least 1,000 receiving yards.
- Penn State earned its 125th Big Ten win with a 35-6 defeat of Rutgers (Nov. 11).
- During the win over Rutgers, QB **Trace McSorley** became the third Penn State player to surpass 7,000 career total offense yards.
- McSorley became the first Penn State QB to throw 50 career touchdown passes, surpassing the record of 48 (Christian Hackenberg; 2013-15) at Michigan State.
- McSorley became the fourth player in program history to surpass 6,000 career passing yards, joining Hackenberg, Zack Mills and Matt McGloin, with 381 yards passing at Michigan State.
- McSorley surpassed the 2,000-yard season passing plateau against Ohio State, becoming the 20th player in program history to have a 2,000-yard passing season.
- Also at Ohio State, McSorley became seventh Nittany Lion to reach 400 career completions.
- McSorley became the fifth Nittany Lion with 6,000 career yards of total offense with 358 yards of total offense against Michigan.
- WR **DaeSean Hamilton** reached 200 career receptions against Rutgers, extending his PSU record.
- With 74 receiving yards against Akron, Hamilton surpassed 2,000 yards for his career.
- S **Marcus Allen** reached 300 career tackles at Ohio State.
- TE **Mike Gesicki** surpassed 100 career receptions at Ohio State, becoming the first tight end at Penn State to achieve the feat.
- Gesicki surpassed 1,000 career receiving yards against Pitt, making him the 29th player to achieve the feat at Penn State.
- K **Tyler Davis** converted his 100th career extra point at Northwestern.
- LB **Jason Cabinda** surpassed 200 career tackles for his career with three against Akron.

SEASON HONORS**MARCUS ALLEN, SAFETY**

Postseason
Lott IMPACT Trophy Quarterfinalist
Paycom Jim Thorpe Award Semifinalist
Weekly
Lott IMPACT Player of the Week (Week 2)
Paycom Jim Thorpe Award Player of the Week Hon. Mention (Week 2)
Pro Football Focus B1G Team of the Week (Week 5)

TROY APKE, SAFETY

Pro Football Focus B1G Team of the Week (Week 2)

SAQUON BARKLEY, RUNNING BACK

Postseason
Paul Hornung Award (Top All-Purpose) Finalist
Maxwell Award (Player of the Year) Finalist
Doak Walker Award Finalist (Top RB)
Walter Camp Player of the Year Semifinalist
Midseason All-America
AP Midseason All-America First Team
CBS Sports Midseason All-America Team
ESPN Midseason All-America Team
Sports Illustrated Midseason All-America First Team RB, Second Team All-Purpose
Sporting News Midseason All-America Team
The All-American Midseason All-America Team
USA Today Midseason All-America Team
CFPA Midseason Watchlist
Weekly
Big Ten Off. Player of the Week (Weeks 1 [co], 4, 8, 12 [co])
Big Ten Special Teams Player of the Week (Weeks 5 & 9)
Rose Bowl Big Ten Player of the Week (Weeks 1 & 4)
Paul Hornung Award Honor Roll (Weeks 2, 4, 5 & 8)
Pro Football Focus National Team of the Week (Week 4)
Pro Football Focus B1G Team of the Week (Week 4, 12)
CFPA Hon. Mention Nat'l Performer of the Week (Week 4)

SAEED BLACKNALL, WIDE RECEIVER

Pro Football Focus B1G Team of the Week (Week 6)

JASON CABINDA, LINEBACKER

Postseason
Lott IMPACT Trophy Quarterfinalist
Weekly
Big Ten Co-Defensive Player of the Week (Week 8)
Pro Football Focus B1G Team of the Week (Week 5)
Lott IMPACT Player of the Week (Weeks 5 & 8)

TARIQ CASTRO-FIELDS, CORNER BACK

Pro Football Focus B1G Team of the Week (Week 10)

KOA FARMER, LINEBACKER

Polynesian College Football Player of the Year Watch List

JAMES FRANKLIN, HEAD COACH

Dodd Trophy Midseason Watch List.
Amway Coach's Call of the Week (Week 4)

WILL FRIES, OFFENSIVE LINE

Pro Football Focus B1G Team of the Week (Week 12)

MIKE GESICKI, TIGHT END

John Mackey Award (Top TE) Finalist
Sports Illustrated Midseason All-America First Team
Pro Football Focus B1G Team of the Week (Week 2, 12)

BLAKE GILLIKIN, PUNTER

CoSIDA Academic All-District Team

STEVEN GONZALEZ, OFFENSIVE LINE

Pro Football Focus B1G Team of the Week (Weeks 4 & 5)

GRANT HALEY, CORNER BACK

Postseason
Paycom Jim Thorpe Award Semifinalist
Midseason All-America
The All-American Midseason All-America Team
USA Today Midseason All-America Team
Pro Football Focus B1G Team of the Week (Weeks 2, 5 & 6)

DAESEAN HAMILTON, WIDE RECEIVER

Big Ten Co-Offensive Player of the Week (Week 5)
Pro Football Focus National Team of the Week (Week 5)
Pro Football Focus B1G Team of the Week (Weeks 5 & 8)

JUWAN JOHNSON, WIDE RECEIVER

Pro Football Focus B1G Team of the Week (Week 4, 12)

BRENDAN MAHON, OFFENSIVE LINE

Pro Football Focus National Team of the Week (Week 12)
Pro Football Focus B1G Team of the Week (Week 1, 12)

CONTINUED ON PAGE 12



SEASON HONORS

CONTINUING FROM PAGE 11

TRACE McSORLEY, QUARTERBACK

Postseason

Davey O'Brien Award (Top QB) Semifinalist

Johnny Unitas Golden Arm Award Finalist

Midseason All-America

Davey O'Brien National Quarterback of the Week (Week 8)

Manning Award Stars of the Week (Week 8)

Rose Bowl Big Ten Player of the Week (Week 8)

Pro Football Focus B1G Team of the Week (Week 4, 8)

Walter Camp Offensive National Player of the Week (Week 8)

Johnny Unitas Golden Arm Award Top 10 (Top QB)

CFFPA Hon. Mention Nat'l Performer of the Week (Week 3)

SHAREEF MILLER, DEFENSIVE END

Bednarik Award Watch List (Defensive Player of the Year)

Pro Football Focus B1G Team of the Week (Week 8, 12)

BRENT PRY, DEFENSIVE COORDINATOR/LBs

Broyles Award Nominee

BRANDON SMITH, LINEBACKER

Allstate AFCA Good Works Team

Jason Witten Collegiate Man of the Year Award (Leadership) Semifinalist

CoSIDA Academic All-District Team

William V. Campbell Trophy Semifinalist

SHAKA TONEY, DEFENSIVE END

Pro Football Focus B1G Team of the Week (Weeks 3 & 6)

ROBERT WINDSOR, DEFENSIVE TACKLE

Pro Football Focus B1G Team of the Week (Week 12)

COACHING STAFF PLAYERS OF THE WEEK

The Penn State coaching staff chooses players of the week in all three phases. Here are their selections for the season:

SEPT. 2 - AKRON

- Offense: Offensive Line
- Defense: Ryan Buchholz, DE
- Special Teams: DeAndre Thompkins, KR

SEPT. 9 - PITT

- Offense: Saquon Barkley, RB
- Defense: Marcus Allen, S; Grant Haley, CB
- Special Teams: Irvin Charles; Nick Scott; Garrett Taylor

SEPT. 16 - GEORGIA STATE

- Offense: Trace McSorley, QB
- Defense: Marcus Allen, S
- Special Teams: Tyler Davis, K; Blake Gillikin, P

SEPT. 23 - IOWA

- Offense: Saquon Barkley, RB
- Defense: Shareef Miller, DE
- Special Teams: Blake Gillikin, P

SEPT. 30 - INDIANA

- Offense: DaeSean Hamilton, WR
- Defense: Jason Cabinda, LB
- Special Teams: Irvin Charles, WR

OCT. 7 - NORTHWESTERN

- Offense: Trace McSorley
- Defense: Grant Haley and Christian Campbell
- Special Teams: Blake Gillikin

OCT. 21 - MICHIGAN

- Offense: Trace McSorley
- Defense: Defensive Line
- Special Teams: Blake Gillikin and Tyler Davis

NOV. 11 - RUTGERS

- Offense: Trace McSorley
- Defense: Brandon Smith
- Special Teams: Blake Gillikin and Lamont Wade

WINNING THE TURNOVER BATTLE

- Penn State's plus-12 turnover margin is tied for fifth in FBS with SMU and Alabama.
- Penn State's 22 takeaways rank tied for 15th with five other teams.
- Penn State has forced 22 turnovers in the first 11 games, which is the most turnovers forced in a 11-game span since 1993 (32 TOs).
- Penn State had forced at least one turnover in 11-straight games dating back to the 2017 Rose Bowl, its longest streak since forcing a turnover in 29-straight games from 2007 to 2009, but did not register a takeaway against Nebraska.

See National Nits on Page 10

POINT DIFFERENTIAL

- With a prolific offense, lockdown defense and help on special teams, Penn State ranks fourth in FBS with an average point differential of 22.8 points.
- Penn State has been particularly strong in the first quarter, outscoring opponents 132-23. The Lions were the only FBS team yet to allow a first-quarter point until Ohio State managed a field goal in Week 9.
- Penn State posted two shutouts and two 50-plus point scoring efforts in its first three games.
- Penn State has scored fewer than 31 points just twice this season (21 at Iowa; 24 at Michigan State) and allowed more than 14 points just four times this season (19 at Iowa; 39 at Ohio State; 27 at Michigan State; 44 vs. Nebraska).

Team	Average Points		Diff
	Scored	Allowed	
1. Alabama	41.4	10.2	31.2
2. UCF	48.2	20.5	27.7
3. Ohio State	44.9	19.8	25.1
4. Penn State	39.4	16.6	22.8
5. Wisconsin	35.2	13.1	22.1
6. Washington	36.5	14.5	22.0
7. Clemson	35.3	13.9	21.4

POPULAR NITTANY LIONS

- Penn State ranks third in the nation with an average home attendance of 106,707. It is its highest average attendance in a season since 2009 (107,008).
- PSU hosted 110,823 against Michigan this season for its largest crowd in Beaver Stadium history, surpassing the record of 110,753 (Nebraska; Sept. 14, 2002).
- The crowd was also the sixth-largest to ever see a Penn State game (home, away, neutral).
- The attendance of 109,898 for the Penn State-Pitt game was the eighth-largest crowd in Beaver Stadium history and the largest since Penn State faced Ohio State in 2009 in front of 110,033 in 2009.
- The Penn State Student Section sold out more than 21,000 tickets in just 89 minutes, highlighted by the sold-out allotments of the senior (20), junior (10) and freshmen (15) classes in less than 20 minutes each.
- The Penn State Student Section has consistently sold out for four decades, showing the unwavering passion and dedication of Penn State students.
- Penn State sold more than 9,000 new season tickets for the 2017 campaign. The season ticket renewal rate topped 95 percent to help the Lions exhaust their season ticket allotment for the first time since 2008.

See Packing the Stadium on Page 19

HOME SWEET HOME

With a 285-72 all-time record in Beaver Stadium, Penn State owns the seventh-best winning percentage (.798) in its current home venue amongst current FBS schools and leads the Big Ten. Only Alabama (.826) and Oklahoma (.809) have higher winning percentages in facilities older than Beaver Stadium.

School	Stadium Name (Opened)	Rec.	Win %
1. Marshall	Joan C. Edwards Stadium (1991)	155-31	.833
2. Boise State	Albertsons Stadium (1970)	259-54	.82745
3. Ga. Southern	Paulson Stadium (1984)	187-39	.82743
4. Alabama	Bryant-Denny Stadium (1929)	259-53-3	.8269
5. Oklahoma	Gaylord Family-Oklahoma Memorial Stadium (1923)	389-86-15	.809
6. Houston	TDECU Stadium (2014)	21-5	.808
7. Penn State	Beaver Stadium (1960)	285-72	.798
8. Auburn	Jordan-Hare Stadium (1939)	318-81-7	.792
9. Ohio State	Ohio Stadium (1922)	436-112-20	.785
10. Tennessee	Neyland Stadium (1921)	463-127-17	.777

SENIORS HONORED

- Twenty-three Nittany Lion seniors were honored in Beaver Stadium for the final time prior to the Nebraska game.
- The 2017 seniors have been instrumental in the Nittany Lions earning a 34-17 record the past four years with four winning seasons, the 2016 Big Ten Championship, a Rose Bowl appearance, Penn State's highest ranking since 1999 (No. 2) and a fourth bowl appearance upcoming.
- The group includes some of head coach James Franklin's first recruits.
- The 23 student-athletes recognized were: Marcus Allen, Troy Apke, Brendan Brosnan, Saeed Blacknall, Jason Cabinda, Christian Campbell, Tyrell Chavis, Curtis Cothran, Parker Cothren, Desi Davis, Tyler Davis, Billy Fessler, Mike Gesicki, Grant Haley, DaeSean Hamilton, Cody Hodgins, Brendan Mahon, Josh McPhearson, Andrew Nelson, Tom Pancoast, Daniel Pasquariello, Brandon Smith and Mitchell Vallone.
- The Nittany Lions have earned victories in 22 of their 28 Senior Day games since 1990.

INCREASED TV EXPOSURE

- Penn State's television appearances have proven to be top draws in college football, as the Nittany Lions boasted the most watched games in Weeks 4, 8 and 9, and a nation-leading (tied with Ohio State) two of the top-eight most watched games of the season.
- Penn State's Week 9 game at Ohio State earned a 6.4 overnight rating and peaked at 9.0, making it the second-most watched game this season and the most-watched regular season college football game on FOX ever. Average viewership was 9,868,000.
- Penn State's Week 8 game against Michigan earned a 4.2 overnight rating, making it the top-rated game of the day by 45 percent. It featured a total live audience of 7,090,000 viewers and averaged 6,954,000 viewers, making it the seventh most-watched college football game this season.
- The primetime clash at Iowa was the most-watched college football game of Week 4, drawing a 3.1 overnight rating on ABC. It featured a total live audience of 5,341,000 viewers and peaked at nearly 8 million viewers.
- The Lions have had seven broadcast network television appearances this season, its most since appearing on broadcast TV seven times in 2009.
- Penn State has had 291 of its last 293 games televised, including 182 consecutive games.
- Over the last 13 seasons, every game has aired on either ABC, FOX, BTN, NBC, FS1 or an ESPN channel.

NITTANY LION DEBUTS

- First-time starters this year include sophomore Miles Sanders (Rutgers), sophomore Ryan Buchholz (Iowa), redshirt freshman Will Fries (Georgia State) and sophomore Shareef Miller (Akron).
- A total of 24 Nittany Lions have made their debuts this year, including three true freshmen, 14 redshirt freshmen, three sophomores and four juniors.
- Sophomore TE Nick Bowers made his collegiate debut in the fourth quarter at Northwestern.
- Seven made their debut in the win over Georgia State. Juniors included: CB Desi Davis and OL Charlie Shuman. Sophomore included: TE Joe Arcangelo. Redshirt freshmen included: WR Dae'Lun Darien, QB Michael Shuster, RB Nick Eury and WR Isaac Lutz.
- A total of 16 Nittany Lions made their debuts in the season opening win over Akron, including three true freshmen, 10 redshirt freshmen, a sophomore and two juniors. True freshmen included: CB Tariq Castro-Fields, CB Lamont Wade and DE Yetur Gross-Matos. Redshirt freshmen included: CB Zach McPhearson, DE Shane Simmons, OL Will Fries, OL Alex Gellerstedt, DE Shaka Toney, DT Ellison Jordan, K Alex Barbir, DT Antonio Shelton, OL Michael Menet and DT Daniel Joseph. Sophomore included: S John Petrishen. Juniors included: LB Jason Vranic and LS Kyle Vasey.

BEST OF BARKLEY

PENN STATE RECORD COUNTDOWN

SEASON ALL-PURPOSE YARDS

585 YDS TO GO

Barkley has amassed 2,070 all-purpose yards this season. He is chasing Larry Johnson's school record of 2,655 all-purpose yards in a season (2002).

SEASON RECEIVING TDs (RB)

2 TDs TO GO

Barkley has three receiving touchdowns this season after totaling four last season. The school record is five set by Curt Warner (1982).

CAREER TOTAL TDs

ACCOMPLISHED

Barkley has 49 career touchdowns (39 rush; 8 rec; 2 kick ret). He broke the 46-year-old Penn State record previously held by Lydell Mitchell (41; 1969-71) during the Michigan game (Week 8).

SEASON KICKOFF RETURN YARDS

310 YDS TO GO

With 423 kickoff return yards this season, Barkley is pursuing the single-season kickoff return yardage record of 733 set by Chaz Powell in 2011.

CAREER RECEIVING TDs (RB)

1 TD TO GO

Barkley has eight career receiving touchdowns. He is pursuing the school running back record of nine held by Eric McCoo (1998-2001).

CAREER RECEPTIONS (RB)

ACCOMPLISHED

With 94 career receptions, Barkley tied the school running back record of Tony Hunt (88; 2003-06) against Rutgers (Week 11) and took sole possession against Nebraska (Week 12).

CAREER RUSHING YARDS

303 YDS TO GO

Barkley now has 3,629 career rushing yards. He is pursuing Evan Royster for the Penn State record in the category (3,932; 2007-10).

CAREER RUSHING YDS IN 1ST 3 SEASONS

ACCOMPLISHED

Curtis Enis (3,256 yds) was previously the only Penn State running back to total more than 3,000 rushing yards in his first three seasons. Saquon Barkley (now with 3,629 yds) passed Enis in Week 8 against Michigan (Week 8).

SEASON KICKOFF RETURN TDs

ACCOMPLISHED

Barkley tied Chuck Peters (1940), Curt Warner (1980) and Derrick Williams (2008) with two kickoff returns for touchdowns this season with his second against Ohio State (Week 9).

CAREER RUSHING ATTEMPTS

49 ATT TO GO

Barkley has 637 career rushing attempts. He is pursuing Evan Royster for the Penn State record in the category (686; 2007-10).

CAREER RUSHING TDs

ACCOMPLISHED

Barkley has 39 career rushing touchdowns, breaking the 46-year-old Penn State record previously held by Lydell Mitchell (38; 1969-71) against Nebraska (Week 12).

SEASON RECEPTIONS (RB)

ACCOMPLISHED

With 46 receptions this season, Barkley surpassed the school running back record of 41 previously held by Larry Johnson (2002) during the Nebraska game (Week 12).

200-YARD RUSHING GAMES

1 MORE

With three career 200-yard rushing games, Barkley trails only Larry Johnson (4), while tying Heisman Trophy winner John Cappelletti with three career 200-plus yard rushing games.

CAREER ALL-PURPOSE YARDS

ACCOMPLISHED

Barkley has amassed 5,279 (3,629 rush; 1,153 rec; 497 ret) career all-purpose yards. He broke the previous school record held by Larry Johnson (5,045; 1999-2002) against Rutgers (Week 11).

CAREER RECEIVING YARDS (RB)

ACCOMPLISHED

With 1,153 career receiving yards as a running back, is building on the previous record set by Tony Hunt (799; 2003-06), which he broke against Georgia State (Week 3). He is the first running back and 30th Nittany Lion overall to surpass 1,000 yards receiving.

CAREER KICKOFF RETURN TDs

1 MORE

With two kickoff returns for a touchdown this season, Barkley can match Curt Warner's Penn State career record of 3 (1979-82).

CAREER POINTS SCORED (NON-K)

ACCOMPLISHED

Barkley, now with 294 career points scored surpassed Lydell Mitchell's 46-year-old record for points scored by a non-kicker (246 points) against Michigan (Week 8).

SEASON RECEIVING YARDS (RB) X2

ACCOMPLISHED

Barkley has amassed 590 receiving yards this season, breaking his own record of 402 receiving yards set last season against Ohio State (Week 9).



HEISMAN TD RATE

Saquon Barkley's touches per touchdown rate this season puts him in elite company, ranking favorably amongst previous Heisman Trophy winning running backs.

Name	Touches per TD
Barry Sanders (1988)	10.1
Mike Rozier (1983)	10.2
Billy Sims (1978)	10.5
Ernie Davis (1961)	11.9
Saquon Barkley (2017)	12.2
Rashaan Salaam (1994)	13.4
Ricky Williams (1998)	13.8
Earl Campbell (1977)	14.3
Derrick Henry (2015)	14.5
Eddie George (1995)	15.0
Mark Ingram (2009)	15.2
Steve Owens (1969)	15.7
Reggie Bush (2005)	15.9
Tony Dorsett (1976)	16.4
Bo Jackson (1985)	16.6
Ron Dayne (1999)	16.9
John Cappelletti (1973)	17.2
OJ Simpson (1968)	17.7
Charles White (1979)	18.6
Herschel Walker (1982)	20.1
Marcus Allen (1981)	20.3

WILL SAQUON BARKLEY ... ?

Become the **SEVENTH FBS player since 2000** to record **700 yards rushing and receiving in the same season?** (Sports Reference)

Name	Rush	Rec
Mewelde Moore (2001, Tulane)	1,421	756
Marlon Lucky (2007, Nebraska)	1,019	705
Nate Ilaoa (2006, Hawaii)	990	837
Andre Callender (2007, Boston College)	989	720
Saquon Barkley (2017, Penn State)	1,057	590
Curtis Samuel (2016, Ohio State)	771	865
Percy Harvin (2007, Florida)	764	858



BEST OF BARKLEY

FEATS OF SAQUON

3000 X 3

Barkley is the **SECOND PLAYER** in Penn State history with **THREE CONSECUTIVE 1,000-YARD RUSHING SEASONS**, joining Evan Royster (2007-10).

3000 & 1000

Barkley is the first player in Penn State history and fourth in Big Ten history to total 3,000 rushing yards and 1,000 receiving yards in his career.

1500 & 1500

Barkley is the third player in program history to surpass 1,500 all-purpose yards in a season twice.

1000 & 500

Barkley is the 24th player in FBS since 2000 to accomplish have more than 1,000 rushing yards and 500 receiving yards in a single season.

500 & 300

Barkley is the only player since at least 2000 to have more than 500 rushing yards and 300 receiving yards in the first four games of the season. (*Sports Reference*)

358

Barkley set the Penn State single-game all-purpose yards mark with 358 at Iowa (211 rush; 94 rec; 53 ret), topping Curt Warner's previous mark of 341 vs. Syracuse in 1981. According to *Sports Reference*, Barkley is the only player since 2000 to have 200 rushing yards and 10 catches in one game. The all-purpose yardage total vs. Iowa ranks No. 10 all-time in the Big Ten record books and marks the fifth 300-all-purpose yard game in Penn State history.

142

Barkley had 142 receiving yards against Georgia State, which was the most by a Penn State running back since 1940.

98

Barkley returned the opening kickoff against Indiana for 98 yards. It was the first Penn State kickoff return for a touchdown since 2011 and the sixth-longest in program history. He later threw a touchdown pass to become the first Big Ten player and sixth FBS player with a kickoff return for a touchdown and a passing touchdown in the same game since 1996.

80 & 80

Barkley is the only Penn State player to have both an 80-yard rush (80 yds; Akron; 2017) and 80-yard reception (85 yds; Georgia State; 2017) and one of two players in FBS to accomplish the feat (Ito Smith, Southern Mississippi) this season. He joins Ki-Jana Carter as the only players in Penn State history with multiple 80-yard rushes (81 at Purdue, 2016; 80 vs. Akron, 2017), and his 85-yard touchdown catch is the third-longest reception in Penn State history and the longest by a PSU player in Beaver Stadium history.

15

Barkley set a Penn State record by scoring a touchdown in 15 consecutive games (at Purdue; Oct. 29, 2016 - at Ohio State; Oct. 28, 2017). It was the longest active streak in FBS.

12

Barkley's 12 receptions vs. Iowa are the most in school history by a running back and the most by a B1G running back since Stephen Houston (Indiana) had 12 at Purdue in 2012.

4

Barkley is one of two in FBS this season (KaVontae Turpin, TCU) to have a rushing, receiving, passing and kick return touchdown this season.



FEATS OF SAQUON

FBS/B1G ACTIVE CAREER RANKINGS

1ST/1ST

146.6 ALL-PURPOSE YARDS PER GAME

T-2ND/1ST

8.2 POINTS PER GAME (NON-K)

T-3RD/1ST

49 TOTAL TOUCHDOWNS

4TH/2ND

20.8 ALL-PURPOSE PLAYS PER GAME

8TH/2ND

17.7 RUSHES PER GAME

T-8TH/T-1ST

39 RUSHING TOUCHDOWNS

10TH/3RD

100.8 RUSHING YARDS PER GAME

T-14TH/3RD

2 KICKOFF RETURN TOUCHDOWNS

27th/2ND

5.7 YARDS PER RUSH

FBS/B1G 2017 SEASON RANKINGS

2ND/1ST

188.2 ALL-PURPOSE YARDS PER GAME

3RD/1ST

53.6 RECEIVING YARDS PER GAME (RB)

3RD/1ST

23 20-PLUS YARD PLAYS FROM SCRIMMAGE

T-3RD/1ST

4.2 RECEPTIONS PER GAME (RB)

4TH/1ST

19 TOTAL TOUCHDOWNS

T-4TH/1ST

2 KICKOFF RETURN TOUCHDOWNS

5TH/2ND

149.7 YARDS FROM SCRIMMAGE PER GAME

6TH/1ST

10.4 POINTS PER GAME (NON-K)

9TH/1ST

30.2 YARDS PER KICK RETURN

T-13TH/1ST

14 RUSHING TOUCHDOWNS

32ND/3RD

96.1 RUSHING YARDS PER GAME



OFFENSE NOTES

HIGH SCORING

- Penn State's scoring average of 39.4 points per game ranks 11th in FBS and second in the Big Ten.
- The Nittany Lions have scored 20 or more points in 21 consecutive games, which breaks the school record of 20 games from 1993-95.
- The streak is the third-longest active streak in FBS (USF, 27; Oklahoma, 22).
- Penn State had never scored more than 40 points against Nebraska until scoring 56 in the home finale.
- Penn State's 42 points in the first half against Nebraska were the most since scoring 56 in the first half against Illinois in 2005.
- The 100 combined points in the 56-44 win over Nebraska are the second-most at Penn State in the modern era, behind the 101 points scored in the 2017 Rose Bowl against USC (49-52), and the most in Beaver Stadium history, topping the 94 combined points against Akron in 1999 (70-24).
- The 56 points by Penn State against Nebraska are the most points in a Big Ten game since scoring 63 at Illinois in 2005.
- Penn State has surpassed 50 points in a season three times this season (52 vs. Akron; 56 vs. Georgia State; 56 vs. Nebraska), which is the most since doing so five times in 1994.
- The 38 points scored by Penn State at Ohio State were the most for the Nittany Lions in Columbus in program history. The previous high was 37 by the 1912 team. They were also the most by a Penn State team against Ohio State since the Nittany Lions scored 63 points in 1994, and the most given up by Ohio State since Michigan scored 41 points in 2013.
- The 42 points scored by Penn State against Michigan marked the most points given up by Michigan since allowing 42 points to Ohio State in 2015.
- Penn State's streak of scoring 30-plus points ended at 10 consecutive games at Iowa. It was the longest stretch for the Lions since a string of 15-straight games with 30-plus points from 1993-94. However, Penn State has still scored 30-plus points in 14 out of the last 16 games.
- With 56 points in its win over Georgia State, Penn State became the fifth Big Ten team to score 30 or more points in 10 consecutive games.
- The 56-point margin of victory by Penn State against Georgia State is the largest for the Nittany Lions since they won by 56 (66-10) against Coastal Carolina in 2008. It was also the largest shutout victory since a 59-0 win over FIU in 2007.

See National Nits on Page 10

PICKING UP CHUNKS - TEAM

- According to *Coaches by the Numbers*, Penn State ranks ninth in 15-plus yard passes with 85. That gives Penn State a total of 126 big plays this season, which equates to 16.98 percent of its plays to rank ninth in FBS.
- According to *cfbstats.com*, Penn State is among the national and Big Ten leaders in "chunk plays" of 20 yards or more. Penn State ranks tied for ninth nationally and leads the Big Ten with 72 plays of 20 or more yards.
- Penn State is the only team in the Big Ten with two 80-yard plays this season and one of 15 in FBS.
- Penn State is averaging 6.43 yards per play to rank 19th in FBS and second in the Big Ten.

BALANCED ATTACK

- Penn State is one of two FBS teams (Washington State) to have four players with 40 or more receptions (**Saquon Barkley**, 46; **Mike Gesicki**, 46; **DaeSean Hamilton**, 43; **Juwon Johnson**, 42). It is the first time Penn State has had four make 40 catches in a season.
- Against Nebraska, TE **Nick Bowers** became the 12th Lion to score an offensive touchdown this season.
- Eight different Lions have been credited with a rush, 14 have caught a pass and four have thrown a pass.
- Against Georgia State, Penn State had eight different players score touchdowns for the first time since nine scored in a 70-24 win over Akron in 1999.

OFFENSE COVERING GROUND

- Penn State is averaging 445.9 yards of total offense per game to rank second in the Big Ten and 31st in FBS, and wasting little time getting down the field.
 - According to *Coaches by the Numbers*, Penn State ranks 37th in FBS in getting a first down on first down, doing so 82 times (33.74 percent).
 - *Coaches by the Numbers* also calculates that Penn State ranks fifth in FBS gaining 11.33 yards per point, and is tied for seventh in FBS needing just 1.71 plays per point.
 - Penn State finished the Nebraska game with 609 yards of total offense. It was just the third time Penn State had surpassed 600 total yards in a Big Ten game and the most in a Big Ten tilt since gaining 653 yards vs. Michigan State in 1994.
 - The 609 yards of offense was the most by the Nittany Lions since gaining 661 against Rutgers in 1995.
 - The 609 yards of offense also ranked tied for the eighth most given up by Nebraska in school history and the most since allowing 627 to Wisconsin in 2014.
 - Penn State had 32 first downs against Nebraska, the most since recording 35 against Minnesota in 2005, and tied for the fourth-most in the Penn State annals.
 - Penn State surpassed 500 yards of total offense three times in the first four games (569 vs. Akron; 526 yards vs. Georgia State; 579 at Iowa) and did so again against Michigan (506) and Nebraska (609).
 - The 506 total offense yards were the most yards given up by Michigan since allowing 527 to Indiana in 2015.
- See National Nits on Page 10

FAST STARTS

- According to *Coaches by the Numbers*, Penn State ranks tied for seventh in FBS in first-half scoring (22.36 avg) and tied for second in first-quarter scoring (12.0 avg).
- Penn State has outscored opponents 132-23 in the first quarter this season and was the last FBS team to allow an opening-quarter score (at Ohio State, Wk 9).
- Penn State scored in the first quarter in the first nine games this season and 10 of 11 total, and has scored 14 points or more in all but three games (at Iowa; at Northwestern; Rutgers).
- A Rutgers field goal on its opening drive of the game marked the first points allowed by Penn State on an opponent's opening drive this season. PSU was also held scoreless in the opening quarter for the first time.
- At Ohio State, Penn State scored two touchdowns in the first 3:24, **Saquon Barkley** returned the opening kickoff 97 yards, and then **Manny Bowen** forced a fumble on Ohio State's third play from scrimmage that was recovered by **Koa Farmer**, setting up a short touchdown drive.
- Against Michigan, Penn State scored touchdowns 4:07 apart in the first quarter, which was the fastest back-to-back scores on offense since the third quarter of the 2017 Rose Bowl (1:01).
- The Nittany Lions scored 28 points in a first quarter against Indiana, marking the first time Penn State scored 28 or more points in the first quarter since 2005 at Illinois (28 points).
- In the first three games of 2017, Penn State scored 14 points in the opening stanza of three consecutive games for the first time since 2008 (14 vs. Coastal Carolina; 14 vs. Oregon State; 21 at Syracuse). Penn State scored exactly 14 points in the opening stanza for another three-game stretch: vs. Michigan; at Ohio State; at Michigan State.

CLASSROOM SUCCESS

ACADEMIC ALL-DISTRICT

- Senior linebacker **Brandon Smith** and sophomore punter **Blake Gillikin** were named CoSIDA Academic All-District for their accomplishments in the classroom and on the field. Smith collects all-district accolades for the second-straight season.
- Smith, who graduated in December 2016 with his degree in kinesiology, owns a 3.81 GPA as he pursues a second degree in health policy and administration. He was named to the Allstate AFCA Good Works Team and was a semifinalist for the William V. Campbell Trophy this season. He is a seven-time Dean's List honoree, was Academic All-Big Ten in 2016 and posted a perfect 4.0 GPA in the 2017 spring semester.
- Gillikin has a perfect 4.0 cumulative GPA in the Schreyer Honors College as a kinesiology major. He received the President's Award for freshmen last year.

DEGREES ON THE WALL

- Eight Penn State student-athletes enter the 2017 season having earned their undergraduate degrees: **Mark Allen** (criminology), **Curtis Cothran** (criminology), **Parker Cothren** (recreation, parks and tourism management), **Cody Hodgens** (exercise science at Florida International), **DaeSean Hamilton** (advertising and public relations), **Andrew Nelson** (kinesiology), **Daniel Pasquariello** (economics) and **Brandon Smith** (kinesiology).
- Penn State is one of 38 schools to have eight or more graduates on the roster this season.

Team	Grads
Northwestern	18
Cincinnati, Coastal Carolina, East Carolina	14
Toledo	13
TCU, Alabama, Oregon, Virginia	12
Georgia State, Kansas State, Maryland, UCF, USF	11
Kent State, Nevada, New Mexico, South Alabama, Texas Tech, West Virginia	10
Houston, Iowa State, Pittsburgh, Purdue, Rutgers, Temple	9
PENN STATE , Auburn, Clemson, Iowa, Kentucky, NC State, Northern Illinois, Ole Miss, SMU, Syracuse, UAB, Western Kentucky	8

CONTINUING ACADEMIC TRADITION

- The Penn State football team continued to excel in the classroom during the 2016 fall semester with 51 squad members earning at least a 3.0 grade-point average.
- The fall effort marks the seventh time in the last eight semesters (including summer sessions) the Nittany Lions have had more than 50 student-athletes with a 3.0 GPA or better.
- The Lions have had 50 or more student-athletes with a 3.0 GPA or higher in each of the last three fall semesters.
- A total of 19 Nittany Lions posted a 3.5 GPA or higher in the fall semester, with 15 earning Dean's List recognition for having 3.5 GPA or higher with 12 credits earned in undergraduate work.
- Overall, 48 football student-athletes own a 3.0 cumulative GPA or higher after the fall semester, with 16 posting a 3.5 cumulative GPA or higher.
- The 2016-17 academic year also saw true freshman punter **Blake Gillikin** and graduate student **Cody Hodgens** posted perfect 4.0 GPAs in both the fall and the spring semesters.
- In addition to Gillikin and Hodgens, **Brandon Smith** and **Jake Zembiac** earned perfect 4.0 GPAs in the spring semester.
- Additionally, 19 Nittany Lions earned Academic All-Big Ten recognition last fall.
- Three Nittany Lions earned Big Ten Distinguished Scholar accolades for 2016-17: **Gordon Bentley**, **Brandon Smith** and **Tyler Yazujian**.
- The Nittany Lion freshmen were impressive in the fall semester with 15 posting a 3.0 or higher.

DAESEAN HAMILTON RECORD COUNTDOWN

CAREER RECEIVING YARDS

353

With 2,673 career receiving yards, Hamilton is pursuing Bobby Engram for the Penn State record in the category (3,026; 1991, 93-95).



COACHING STAFF NOTES

FRANKLIN SET TO BOWL AGAIN

- Head coach **James Franklin** is among head coaches who have earned bowl eligibility in their first seven or more consecutive seasons on the job.
 - Franklin took Vanderbilt to three bowl games (2011-13) and has taken Penn State to three bowl games (2014-16), while earning eligibility again this season after winning the first six games.
 - 17* Mark Richt (Miami/Georgia; 2001-pres.)
 - 12* Chris Petersen (Boise State/Washington; 2006-pres.)
 - 11 Bronco Mendenhall (BYU; 2005-15)
 - 10* Dabo Swinney (Clemson; 2008-pres.)
 - 8 Kyle Whittingham (Utah; 2004-11)
 - 7* James Franklin (Vanderbilt/PSU; 2011-pres.)**
 - 7 Bret Bielema (Wisconsin; 2006-12)
 - 7 Jimbo Fisher (Florida State; 2010-pres.)
 - 7* David Shaw (Stanford; 2011-pres.)
- * Bowl eligible this season

FAMILIAR FACES ON THE SIDELINES

- For the third time in four seasons, head coach **James Franklin** was able to keep his coaching staff intact.
- Seven out of his 10 coaches are members of his original Penn State staff, and half have been with him for seven or more consecutive years.

Coach	Yr.	Consec. Yr. w/ JF	Current Role
Brent Pry	4	8	Assoc. HC/DC/LBs
Ricky Rahne	4	8	Passing/TEs
Sean Spencer	4	8	Run Game/DL
Dwight Galt	4	8	Asst. AD/Perf. Enhancement
Josh Gattis	4	7	Asst. ST/ WRs
Charles Huff	4	4	ST/RBs
Terry M. Smith	4	4	Asst. HC/CBs
Joe Moorhead	2	2	OC/QBs
Tim Banks	2	2	Co-DC/S
Matt Limegrover	2	2	OL

PENNSYLVANIA TIES

- The Penn State coaching staff is deeply rooted in Pennsylvania, with half of the 10-man coaching staff originally hailing from the Keystone state.

Central PA

- Defensive Coordinator **Brent Pry** - Altoona

Eastern PA

- Head Coach **James Franklin** - Langhorne

Western PA

- Offensive Line **Matt Limegrover** - Pittsburgh
- Offensive Coordinator **Joe Moorhead** - Pittsburgh
- Cornerbacks **Terry M. Smith** - Aliquippa

BARKLEY DOES IT ALL

- From running to pass catching to returning, **Saquon Barkley** is second in the nation with 188.2 all-purpose yards per game this season. San Diego State's Rashaad Penny leads averaging 223.8 yards per game.
 - Barkley becomes the 24th player in FBS since 2000 to accomplish the feat of having more than 1,000 rushing yards and 500 receiving yards in a single season.
 - Barkley is also the career active FBS leader in all-purpose yards per game, averaging 146.6.
 - Barkley ranks fifth in FBS and second in the Big Ten averaging 149.7 yards from scrimmage per game.
 - Barkley currently leads Penn State in rushing yards per game (96.1), is tied for the lead with 46 receptions and is second in receiving yards per game (53.6). All three figures rank in the Top 10 of the Big Ten.
 - His 19 total touchdowns are tops in the Big Ten and rank fourth in FBS.
 - With 224 all-purpose yards against Nebraska, Barkley posted his ninth game with 200 all-purpose yards in a game and fifth of the season.
 - Against Michigan State, Barkley completed his second career pass, this one for a career-long 20 yards to **Mike Gesicki**. Barkley is the first Penn State running back to have two completed passes in a season since **Nick Scott** (2-2, 49 yards) in 2015.
 - Barkley's 20-yard completion was the longest by a Penn State running back since Eric McCoo threw a 63-yard touchdown pass against Illinois in 2001.
 - With a 97-yard kickoff return to open the Ohio State game, Barkley is one of nine FBS players with two or more kickoff returns for touchdowns.
 - Barkley accomplished multiple firsts against Indiana, completing a pass to **DaeSean Hamilton** that went for a touchdown and returning his first kickoff for a touchdown.
 - Barkley is the first player in the last 20 years with 50 rushing yards, 50 receiving yards, a passing touchdown and kickoff return for a touchdown in a game.
 - Barkley is the first Big Ten player and sixth FBS player since 1996 with a kickoff return for a touchdown and a passing touchdown in the same game.
 - Barkley is the seventh FBS player in the last five years and 20th since 2000 with a rushing touchdown, receiving touchdown, passing touchdown and kickoff return touchdown in the same season.
 - Barkley's first-career passing touchdown was the first for Penn State running back since Nick Scott threw a scoring pass against Illinois during the 2015 campaign.
 - Barkley is the ninth different non-QB to throw a TD pass for Penn State and it is the 10th time that it has happened since 1967.
 - Barkley broke the Penn State record for all-purpose yards in a game with 358 yards (211 rush, 94 receiving, 53 return) at Iowa. He broke the mark previously held by Curt Warner (341; at Syracuse in 1981), and the figure also ranks 10th all-time in Big Ten history.
 - Barkley's 211 rushing yards at Iowa were a career high, besting the mark set at Purdue (207) in 2016.
 - According to *ESPN Stats & Info*, Barkley's average of 213.3 scrimmage yards in the first four games was the most by a Big Ten player in the first four games over last 10 seasons. No one has topped 200 yards average in the last 10 years.
 - Barkley recorded 226 all-purpose yards (47 rushing, 142 receiving, 37 return) against Georgia State. His 142 receiving yards were a career high, surpassing his previous mark of 77 set last season at Michigan.
- See Season Honors on Pages 11-12**

SAQUON SCORES

- RB **Saquon Barkley's** has scored a touchdown in 10 of 11 games this season and 22 of his last 25 games.
 - Against Nebraska, Barkley scored three touchdowns in a game for the fourth time in his career (3 vs. Michigan in 2017 and 5 at Pitt; 3 vs. USC in 2016).
 - Barkley posted his 15th career multi-touchdown game and his seventh of the season in the Nebraska win. It was also his 11th multi-rushing touchdown game of his career and fifth this season.
 - Barkley's consecutive games with a touchdown streak, which started Oct. 29, 2016 at Purdue, ended at 15 after he did not score at Michigan State. It was the longest active streak in FBS and a Penn State record.
- See Record Watch on Pages 28-31**

200 CLUB

- Saquon Barkley** is one of 17 active FBS players with multiple career 200-yard rushing games.
- Barkley is one of eight active FBS players with at least three career 200-yard rushing games.
- Two of Barkley's previous 200-yard rushing efforts were in 2016 (202 yds. vs. Maryland; 207 yds. at Purdue), and his most recent was this season at Iowa when he rushed for 211 yards.
- Barkley's 211 rushing yard effort ranks tied for 15th in Penn State history with Lydell Mitchell (at Iowa; 1971), Curtis Enis (vs. Ohio State; 1997) and Eric McCoo (vs. Ohio State; 1999).
- With three career 200-yard rushing games, Barkley is tied with John Cappelletti for second place in Penn State history. He trails Larry Johnson (4) for the career record.

GOING 80

- Penn State has two 80-yard plays this season, both featuring RB **Saquon Barkley**. He is one of eight in FBS with two 80-plus yard plays from scrimmage.
 - Barkley is the only player in Penn State history with both an 80-plus rushing and receiving play.
 - Barkley is one of four in FBS with four 80-yard all-purpose plays this season, as he has also returned a pair of kickoffs for touchdowns.
 - Against Georgia State, the 85-yard pass from QB **Trace McSorley** to Barkley in the first quarter was the third-longest pass play in Penn State history, and the longest since an 86-yard pass play from Steve Joachim to Jim Scott in 1971 at Navy.
 - The 85-yard pass play is the longest Penn State passing play ever at home. The previous long pass play in a home game was 82 yards on two occasions: Matt Knizner to Eric Hamilton vs. Pittsburgh in 1986 and Kerry Collins to Freddie Scott vs. Rutgers in 1994.
 - The 85-yard pass was the longest of McSorley's career. His previous long pass was an 80-yard pass to Irvin Charles vs. Minnesota last season. It was also a career-long reception for Barkley, whose previous long was a 46-yard reception the week prior vs. Pittsburgh.
 - McSorley is the first quarterback with two 80-plus pass plays in school history.
 - Barkley's 80-yard rush in the second quarter against Akron was the second-longest of his career and tied for the 10th-longest in program history. His career long is an 81-yard dash in 2016 at Purdue.
 - Barkley and Ki-Jana Carter are the only players in program history to have multiple 80-yard rushes in their career. Barkley has two career 80-plus yard rushes and Carter had three.
- See Record Watch on Pages 28-31**

HIGH SCHOOL TO COLLEGE

- The tandem of QB **Trace McSorley** and WR **Brandon Polk** is one of 13 QB/WR combinations from the same high school active on the same team in FBS. Both attended Briar Woods High School in Ashburn, Virginia.
- In 2013, McSorley and Polk teamed up to lead the Falcons to the Virginia 5A State Championship game. The duo totaled 635 yards receiving and eight TDs.
- Polk surpassed his career high for receptions with three at Northwestern, with two coming from McSorley.
- The duo teamed up for their first collegiate touchdown earlier this season, as Polk caught a 15-yard TD from McSorley against Georgia State.



BARKLEY IN THE RECORD BOOKS

- Running back **Saquon Barkley** has placed his name all over the Penn State record books.
- Barkley is Penn State's career all-purpose yards leader with 5,279 yards.
- Barkley had 224 all-purpose yards (158 rushing, 66 receiving) against Nebraska to move into second place in the single-season all-purpose yards list with 2,070. He is just the second player in Nittany Lion history to have at least 2,000 all-purpose yards in a single season, trailing just Larry Johnson (2,655 yards; 2002) for the top spot.
- Barkley is in second place on Penn State's career rushing list with 3,629 yards. He is only pursuing record holder Evan Royster (3,932; 2007-10).
- His career rushing total is the most by a Penn State player in his first three seasons. The previous high was Curtis Enis with 3,256 yards.
- Barkley's 1,057 rushing yards this season are the 18th-best single season mark in Penn State history. He trails his own mark of 1,076 yards from 2015 for 17th place.
- Barkley posted his 14th career 100-yard rushing game against Nebraska, moving him into sole possession of eighth place in the Penn State annals.
- With three rushing touchdowns against Nebraska, Barkley broke the Penn State career rushing touchdowns record of 38, set by Lydell Mitchell (1969-71). Barkley now has 39 career rushing scores.
- Barkley's three rushing touchdowns against Nebraska give him 14 this season, moving him into a tie for eighth place at Penn State with Charlie Pittman (1968). Barkley trails John Cappelletti (1973; 17 TD) for seventh place.
- The three TDs against Nebraska also give him 19 this year, which is tied with Richie Anderson for sixth place in a single season total touchdowns list. Barkley trails Curtis Enis for the fifth spot (1997; 20 TD).
- Barkley's six receptions against Nebraska give him 94 for his career to tie Joe Jurevicius for 16th place. Up next in the charts is Tony Johnson (2000-03; 107 receptions). He is the running back record holder in the category.
- With 1,153 career receiving yards, Barkley is in 23rd place on Penn State's all-time list and the running back record holder.
- Barkley has 590 receiving yards this season, which betters his own single season receiving yardage record for a running back at Penn State. Last season, he had 402 receiving yards in 14 games.
- Barkley upped his season receptions total to 46 and broke the Penn State season record for receptions by a running back, topping Larry Johnson's 41 catches in 2002.
- Barkley's 66 receiving yards against Nebraska moves him into 23rd place for receiving yards with 1,153. Barkley trails Geno Lewis (2013-15; 1,181 yards) for the 22nd spot.
- With 18 points scored against Nebraska, Barkley moved into second in program history in career scoring with 294 points (49 touchdowns). Kevin Kelly holds down the top spot with 425 points.
- Barkley owns the most points by a Penn State player who was not a place kicker. The previous high was Lydell Mitchell, who had 246 points on 41 touchdowns (1969-71). That record stood for 46 years.
- With 18 points against the Huskers, Barkley surpassed the 100-point mark for the season with 114 points, becoming the second player in Penn State history with multiple 100-point seasons (Kevin Kelly; 2005-08).
- Barkley's 114 points this season (19 touchdowns) are good for 10th place at Penn State. Barkley trails Richie Anderson (116; 1992) for ninth place.
- Barkley is one of just eight Nittany Lions to post multiple 200-yard rushing games and ranks in a tie for second with John Cappelletti. He trails Larry Johnson (4) for the career record.

See Record Watch on Pages 28-31

AIR BARKLEY

- This season, RB **Saquon Barkley** is tied for the team lead in receptions (46) and second in receiving yards (590).
- Barkley owns both the Penn State career receiving yards record for a running back (1,153 yds) and the career receptions record for a running back (94). He broke the record of 799 yards held by Tony Hunt (2003-06) during the Georgia State game, and tied Hunt's reception record against Rutgers.
- Barkley set the Penn State single-season running back receiving yards record the past two seasons. He totaled a record 402 yards in 14 games in 2016, but needed just seven games to break the record in 2017.
- Barkley is just the fourth player in Big Ten history with 3,000 career rushing yards and 1,000 receiving yards. Barkley (3,629 rush, 1,153 rec) joins Indiana's Levrone Williams (3,095 rush, 1,088 rec; 1998-2001), Northwestern's Tyrell Sutton (3,886 rush, 1,244 rec; 2005-08) and Purdue's Mike Alstott (3,635 rush, 1,075 rec; 1992-95).
- Barkley set single-game receiving career highs in consecutive outings against Georgia State and Iowa.
- Barkley had a career-high and Penn State running back-record 12 receptions at Iowa. He is the first Penn State player to have 10 or more receptions since WR **DaeSean Hamilton** had 14 catches against Ohio State in 2014. Barkley's previous high was six at Northwestern in 2015.
- Barkley was also the first Big Ten running back to have 12 or more receptions in a game since Indiana's Stephen Houston also caught 12 passes in 2012.
- Against Georgia State, Barkley set a career high with 142 receiving yards.
- The 142 receiving yards against Georgia State are the second-most by a running back in Penn State history. Len Krouse had 155 yards receiving out of the backfield at Syracuse in 1940.
- The 142-yard receiving yards were the most by a Big Ten running back since Ohio State's Curtis Samuel had 177 vs. Bowling Green in 2016.
- Barkley's 100-yard receiving game was the first 100-yard receiving game by a PSU running back since Tony Hunt had 110 yards receiving at Minnesota in 2004.

See Record Watch on Pages 28-31

BIG LEADING PASSER

- QB **Trace McSorley** is among Big Ten passing leaders in multiple categories for a second consecutive season.
- McSorley leads the Big Ten (22nd FBS) with 271.9 passing yards per game and 2,991 total passing yards (18th FBS).
- McSorley's 65.2 completion percentage is second in the Big Ten (16th FBS).
- McSorley is averaging 307.8 yards of total offense per game to lead the Big Ten (13th FBS).
- McSorley's 24 passing touchdowns rank second in the Big Ten (15th FBS).
- Responsible for 18.5 points per game, McSorley ranks second in the Big Ten (12th FBS).
- McSorley's passing efficiency of 154.2 ranks second (14th FBS).
- McSorley is among the most efficient active quarterbacks in FBS, as his career efficiency rating of 153.06 ranks 11th overall and second among Big Ten passers.
- Averaging 7.14 yards of total offense per play for his career, McSorley leads the Big Ten and ranks 11th in FBS among active quarterbacks.
- McSorley's 72 career touchdowns responsible for rank 16th in FBS and second in the Big Ten, and his 55 touchdown passes rank 22nd in FBS and second in the Big Ten.
- McSorley is averaging 212.2 yards passing per game for his career to rank second in the Big Ten and 31st in FBS.
- McSorley's career completion percentage of 60.8 ranks second in the Big Ten and 22nd in FBS.

See National Nits on Page 10

COMMUNITY SERVICE

LIFT FOR LIFE A SUCCESS

- The 15th Annual Penn State Uplifting Athletes "Lift for Life" in July was a tremendous success. The preliminary fundraising total for the 2017 event was more than \$95,000 to benefit Uplifting Athletes and its commitment to life skills development, patient focused programs and rare disease research. The 15-year total or "Lift for Life" is now nearly \$1.3 million.
- Donations to the Penn State chapter of Uplifting Athletes and Lift for Life will remain open until Sept. 30. As of Aug. 25, the current fundraising total is \$96,549.98. Fans can track the live total or donate by visiting the chapter's fundraising site at <https://pledgeit.org/team/psu-lift-for-life-2017> or by sending a donation to Will Flaherty, Director of Player Development and Community Relations at 201 Lasch Football Building, University Park, Pa 16802.
- With the contributions from this year, nearly \$1.3 million has been raised by Penn State Uplifting Athletes since the inaugural Lift for Life was held in 2003. The inaugural event raised just under \$13,000.
- The Penn State Lift for Life featured more than 100 members of the Nittany Lion football team and was held at Holuba Hall, with approximately 2,000 fans in attendance. The exhibition featured rotations of one-on-one battles in the tire flip, sled pull, bench press and farmer's hold, followed by tug of war competitions.
- The 2017 Penn State Lift for Life included a kids clinic for the fourth year in a row, which was run by the Nittany Lion true freshmen football student-athletes. The event concluded with a team autograph session.
- Founded by Penn State Football teammates Scott Shirley, Dave Costlow and Damone Jones in 2003, Lift for Life has benefitted cancer research and the rare disease community.
- The Penn State Uplifting Athletes Chapter also announced linebacker **Jason Cabinda** and quarterback **Trace McSorley** will serve as co-presidents. The 2017 Uplifting Athletes officers are: offensive lineman **Andrew Nelson**, vice president; offensive lineman **Ryan Bates**, secretary; former offensive lineman Tom Devenney, treasurer.
- About Uplifting Athletes: A nonprofit organization founded in 2007, Uplifting Athletes inspires the rare disease community with hope through the power of sport. A rare disease is one that affects fewer than 200,000 Americans and typically lacks financial incentive to make and market new treatments. With a network of university chapters run by current college football student-athletes, Uplifting Athletes has established 22 chapters with Division I football programs across the country. Overall since its inception Uplifting Athletes has had an economic impact of more than \$400 million on the rare disease community. For more information about Uplifting Athletes, visit www.upliftingathletes.org.

LIONS BRING SMILES TO HERSHEY

- For coach **James Franklin**, part of the developmental process means at Penn State involves taking time to make a positive impact. True to Franklin's first core value - a single positive attitude duplicated by more than 100 came out in full force for an afternoon in July.
- For the fourth consecutive year, Franklin and his 105-member team boarded three buses for a trip to Hershey to visit the Penn State Children's Hospital. From dancing to coloring, games and in-room visits, the Nittany Lions brought smiles to even the weariest of faces, even if just for a moment.
- "It's a really good experience we love doing this every year," sophomore running back **Andre Robinson** said. "This is one of the cooler things that we do, getting to give back to these kids. It makes their day just for us to come and hang out for an hour or two. We're really privileged to have that opportunity to make that impact on their lives."
- For the staff and team, seeing pure delight stretch across the faces of so many is a yearly highlight. "There are people who have had much more challenging upbringings than me, but there were people who really made a difference for me and for my family, who went above and beyond and didn't have to, and I realized what's it has done for me," Franklin said.



BIG TEN BOWL PARTNERS

Lockheed Martin Armed Forces Bowl

Fort Worth, Texas (Amon G. Carter Stadium)

Dec. 23, 2017 - 3:30 p.m. ET - ESPN

Zaxby's Heart of Dallas Bowl

Dallas, Texas (Cotton Bowl Stadium)

Dec. 26, 2017 - Noon ET - ESPN

Quick Lane Bowl

Detroit, Mich. (Ford Field)

Dec. 26, 2017 - 5:15 p.m. ET - ESPN

New Era Pinstripe Bowl

Bronx, N.Y. (Yankee Stadium)

Dec. 27, 2017 - 5:15 p.m. ET - ESPN

Foster Farms Bowl

Santa Clara, Calif. (Levi's Stadium)

Dec. 27, 2017 - 8:30 p.m. ET - FOX

San Diego County Credit Union Holiday Bowl

San Diego, Calif. (Qualcomm Stadium)

Dec. 28, 2017 - 9 p.m. ET - FS1

Franklin American Mortgage Music City Bowl

Nashville, Tenn. (Nissan Stadium)

Dec. 29, 2017 - 4:30 p.m. ET - ESPN

Cotton Bowl

Arlington, Texas (AT&T Stadium)

Dec. 29, 2017 - 8:30 p.m. ET - ESPN

TaxSlayer Bowl

Jacksonville, Fla. (EverBank Field)

Dec. 30, 2017 - Noon ET - ESPN

Fiesta Bowl

Glendale, Ariz. (University of Phoenix Stadium)

Dec. 30, 2017 - 4 p.m. ET - ESPN

Capital One Orange Bowl

Miami Gardens, Fla. (Hard Rock Stadium)

Dec. 30, 2017 - 8 p.m. ET - ESPN

Outback Bowl

Tampa, Fla. (Raymond James Stadium)

Jan. 1, 2018 - Noon ET - ESPN2

Peach Bowl

Atlanta, Ga. (Mercedes-Benz Stadium)

Jan. 1, 2018 - 12:30 p.m. ET - ESPN

Citrus Bowl

Orlando, Fla. (Camping World Stadium)

Jan. 1, 2018 - 1 p.m. ET - ABC

Rose Bowl Game Presented by Northwestern Mutual**(College Football Playoff National Semifinal)**

Pasadena, Calif. (Rose Bowl Stadium)

Jan. 1, 2018 - 5:10 p.m. ET - ESPN

Allstate Sugar Bowl**(College Football Playoff National Semifinal)**

New Orleans, La. (Mercedes-Benz Superdome)

Jan. 1, 2018 - 8:45 p.m. ET - ESPN

College Football Playoff National Championship Game

Atlanta, Ga. (Mercedes-Benz Stadium)

Jan. 8, 2018 - 8 p.m. ET - ESPN

TOSSING TOUCHDOWNS

- QB **Trace McSorley** has the second-longest active touchdown passes streak in FBS, throwing two against Rutgers to extend the streak to 26.
- His 24 touchdown passes on the season rank second in the Big Ten and 15th in FBS.
- He had his 17th career multi-passing touchdown game against Nebraska (1 in 2015, 8 in 2016, 8 in 2017).
- McSorley has thrown eight touchdown passes in the last three games (3 at Michigan State; 2 vs. Rutgers; 3 vs. Nebraska).
- McSorley threw four TD passes against Georgia State, marking the fourth time he has had at least four touchdown passes in a game and the sixth time he has had at least three touchdown passes in his career. **See National Nits on Page 10**

ANOTHER SENSATIONAL SEASON FOR McSORLEY

- McSorley's three touchdown passes against Nebraska give him 24 this year, tying him with Daryll Clark (2009) and Matt McGloin (2012) for second place at Penn State. He trails only his 29 touchdown passes last season for first place.
- McSorley had four touchdowns responsible for against Nebraska (three passing, one rushing) giving him 34 this year, which is the second-best single-season mark at Penn State. He is only behind his own 36 last year for the school record.
- McSorley's 325 yards passing give him 2,991 for the season, the fourth best in school history. He trails Daryll Clark (2006-09; 3,003 yards) for fourth place. McSorley passed Christian Hackenberg (2014; 2,977 yards), Hackenberg again (2013; 2,955 yards) and Kerry Collins (1994; 2,679 yards) against Nebraska.
- McSorley's four 300-yard passing games this season rank tied for second in Penn State history with Matt McGloin (2012) and Christian Hackenberg (2013 & 2014).
- McSorley's nine 200-yard passing games this season tie him with Christian Hackenberg (2013) for fourth place at Penn State.
- McSorley's 36 passing attempts against Nebraska give him 353 for the season, which is the ninth-highest mark for the Nittany Lions in a single season. McSorley trails Christian Hackenberg (2015; 359 attempts) for eighth.
- McSorley ranks in sixth place at Penn State for a single season with 230 completions. He trails Christian Hackenberg (2013; 231 completions) for fifth place.
- McSorley's 46 rushing yards give him 395 for the season, which is the third-best mark by a quarterback at Penn State. He bettered his own mark of 365 yards last season to move into third and trails Michael Robinson (396 yards; 2005) for second place.
- With one rushing touchdown, McSorley moved into a tie for second place on Penn State's rushing touchdowns by a quarterback in a season list with Daryll Clark (2008; 10). He trails Michael Robinson (2005; 11) for first place for Penn State.
- McSorley's 125 rushing attempts this season are the third-highest mark for a quarterback at Penn State for a single season. He trails his own 146 attempts last year for second place.
- McSorley had 371 yards of total offense (325 passing, 46 rushing) against Nebraska to move into second place on the single season total offense chart with 3,386 yards. He trails only his own mark of 3,979 yards from last season for first place.
- The 371 yards of total offense by McSorley (325 passing, 46 rushing) against Nebraska are the eighth-best mark in school history. McSorley now has five of the 10 best total offense marks in the Nittany Lion annals.
- McSorley completed 15-straight pass attempts from the first quarter through the third quarter at Northwestern, breaking the Penn State record for consecutive completions. The previous record was set by Kerry Collins when he had 14-straight completions at Minnesota during the 1994 season.

PROLIFIC PASSING AT MICHIGAN STATE

- Penn State had two 100-yard receivers -- **DaeSean Hamilton** (112) and **DeAndre Thompkins** (102) -- for the first time since the 2016 Big Ten Championship Game against Wisconsin (**Saeed Blacknall**, 155 & Hamilton, 118).
- Penn State surpassed 400 passing yards (381; **Trace McSorley** & 20; **Saquon Barkley**) for the first time since the Croke Park Classic against UCF in 2014 when Christian Hackenberg threw for 454 yards.
- McSorley threw for 381 yards, the fifth-most yards in a game by a Penn State quarterback and the second-most in his career (384, 2016 Big Ten Championship vs. Wisconsin).
- Thompkins caught his third career touchdown at the end of the third quarter on a 70-yard pass from McSorley, which tied his career long (2016; Maryland).
- Thompkins finished with a career-high 102 yards on four catches, marking his first career 100-yard game.

McSORLEY CLIMBING CAREER CHARTS

- Quarterback **Trace McSorley** continues to rewrite the Penn State record books.
- McSorley improved his Penn State record for career passing touchdowns to 55 with three against Nebraska. Against Michigan State, he broke the Penn State career passing touchdowns record set by Christian Hackenberg (48; 2013-15).
- McSorley's three touchdown passes against Nebraska give him 24 this year, tying him with Daryll Clark (2009) and Matt McGloin (2012) for second place at Penn State. He trails only his 29 touchdown passes last season for first place.
- With 325 yards against Nebraska, McSorley posted his ninth career 300-yard passing game, which ties him with Christian Hackenberg (2013-15) for the Penn State record. It was also his 20th 200-yard passing effort, as he ranks second place in the Penn State career record books behind Christian Hackenberg's 21 career 200-yard passing games (2013-15).
- McSorley has 6,790 passing yards for his career, which ranks in third place at Penn State. He trails Zack Mills (7,212 yards) for second.
- McSorley's 24 completions against Nebraska give him 474 for his career, boosting him into fourth place at Penn State, passing Anthony Morelli (460 completions).
- With 7,593 career yards of total offense, McSorley is in third place on Penn State's all-time list. He trails Zack Mills (7,796; 2001-04) for second.
- McSorley has 780 career completions, ranks him seventh at Penn State. **See Record Watch on Pages 28-31**

JOHNSON BREAKING OUT

- WR **Juwan Johnson** has at least one catch in each game this season and multiple catches in each of the last nine games.
- Against Nebraska, Johnson posted his first career 100-yard game with a career-high 105 yards. He surpassed his previous mark of 92 at Iowa earlier this season.
- With a 43-yard catch in the first quarter against Nebraska, Johnson tied his career-long reception. He also had a 43-yard reception against Michigan State in 2016.
- Johnson was the hero at Iowa pulling in his first career touchdown catch as time expired to give Penn State a thrilling 21-19 victory.
- Johnson had a career-high seven catches and 92 yards in the Iowa game.



QUARTERBACKS DOING IT ALL

- **Trace McSorley** has 15 career games and eight this season with both a rushing and passing touchdown.
- McSorley's 10 rushing touchdowns are second on the team, trailing RB **Saquon Barkley's** 14, and third in the Big Ten.
- McSorley rushed for a touchdown in four consecutive games (Indiana; at Northwestern; Michigan; at Ohio State), marking the first time a Penn State quarterback has rushed for scores in four-straight games since Darryl Clark did so in five consecutive contests in 2008.
- McSorley is the first Penn State quarterback to have both a rushing and passing touchdown in four consecutive games.
- McSorley scored a career-high three rushing touchdowns against Michigan. He also threw one touchdown to become responsible for the final four touchdowns scored in the game.
- McSorley is the first Penn State quarterback to run for three touchdowns in a game since at least 1967.
- QB **Tommy Stevens**, who was lined up as a running back, pulled in his second career touchdown catch at Northwestern. His first came against Georgia State.
- Stevens went on to have career highs in completions (4) and attempts (7), topping previous marks set against Akron (3 completions, 6 attempts) earlier this season.
- Stevens has eight receptions for 57 yards, and has also rushed 15 times for 77 yards and a touchdown.
- Stevens is the first Nittany Lion to have a touchdown pass and reception in the same game since Christian Hackenberg did it against Illinois in 2015.

HAMILTON HAULING IT IN

- WR **DaeSean Hamilton** is Penn State's all-time receptions leader with 204 for his career.
- Hamilton's career receptions total of 204 ranks 10th amongst active FBS players, while his receptions per game average (4.00) ranks tied for 27th. He leads the Big Ten in both categories.
- Hamilton is in third place on Penn State's career receiving yardage chart with 2,673 career receiving yards. He trails Deon Butler (2,771; 2005-08) for second.
- Hamilton's career receiving yardage total of 2,673 ranks 10th among active FBS players, while his receiving yards per game average of 52.4 yards per game is 23rd. He leads the Big Ten in both categories.
- With a receiving touchdown against Rutgers, Hamilton moved into a tie (O.J. McDuffie) for seventh place on Penn State's career receiving touchdowns list with 16.
- Against Michigan State, Hamilton posted his eighth career 100-yard effort to move into a tie with Bryant Johnson (1999-2002) for eighth place on Penn State's career list. It is his third 100-yard game of the season.
- Hamilton is the ninth player in program history with 2,000 career receiving yards.
- Hamilton had a career-high three touchdown receptions against Indiana. He previously had one touchdown reception on 10 occasions. The three scoring grabs were the most by a Nittany Lion since Allen Robinson had three, also against Indiana, in 2012.
- In addition to the three touchdowns against Indiana, Hamilton had 122 yards receiving. The performance earned him Big Ten Offensive Player of the Week and PFF National Team of the Week accolades.

See Record Watch on Pages 28-31

McSORLEY DRAWS WEEKLY HONORS

- Following the Michigan game, QB **Trace McSorley** was named the Rose Bowl Big Ten Player of the Week, Davey O'Brien National Quarterback of the Week and the Walter Camp National Offensive Player of the Week, while also earning the Manning Award National Quarterback of the Week.
- McSorley was 17-of-26 for 282 passing yards and a touchdown. He also hurt Michigan with his legs, recording 76 rushing yards and a career-high three touchdowns to total 358 yards of total offense.

See Season Honors on Pages 11-12

RUSHING TOUCHDOWN DUO

- Running back **Saquon Barkley** (14) and quarterback **Trace McSorley** (10) are the first Penn State teammates to rush for 10 or more touchdowns in a season since 2008 when Evan Royster (12) and Darryl Clark (10) accomplished the feat.
- The only other time the feat occurred was in 1969 when Charlie Pittman and Lydell Mitchell both had 10 touchdowns.
- Barkley and McSorley rank first and third, respectively, in the Big Ten in rushing touchdowns.

NOT THE QB

- WR **DaeSean Hamilton** is the first Penn State receiver since at least 1967 to catch two touchdown passes in his career from players who were not quarterbacks.
- Hamilton caught a touchdown pass from running back **Saquon Barkley** against Indiana and caught a touchdown pass from fellow wide receiver Geno Lewis at Northwestern in 2015.
- Hamilton's TD catch from Barkley was the 10th touchdown pass from a Penn State non-QB since 1967.
- Current safety **Nick Scott** is the only other non-quarterback on the team with a touchdown pass. When he was a running back in 2015, he threw a touchdown pass to QB Christian Hackenberg.

TOP CATCHING DUOS AND TRIOS

- **DaeSean Hamilton** (204) and **Mike Gesicki** (118) rank ninth in FBS and tops in the Big Ten among active receiving duos with 322 combined catches.
- They are the third duo/trio to accomplish the feat at PSU, joining Deon Butler (179), Derrick Williams (161) and Jordan Norwood (158), who totaled 498 career receptions (2005-08), and Hamilton (161) and Chris Godwin (154), who totaled 315 receptions (2014-16).
- Hamilton owns Penn State's all-time receptions record, while Gesicki owns its tight end receptions record.
- **Saquon Barkley** (1,153), Gesicki (1,384) and Hamilton (2,673) are the second RB/WR/TE trio to each have 1,000 career receiving yards in Big Ten history (Purdue, 1982-85: WR Steve Griffin, 2,234 yards; RB Rodney Carter, 1,814 yards; TE Marty Scott, 1,247 yards).
- Current Big Ten member Rutgers accomplished the feat (2002, 03-06) as a member of the Big East with TE Clark Harris, 2,015 yards; RB Brian Leonard, 1,868 yards and WR Shawn Tucker, 1,559 yards.
- Barkley owns the Penn State running backs record for career receptions and receiving yards.

EVERY GAME GESICKI

- TE **Mike Gesicki** became Penn State's all-time tight end receptions leader with five receptions at Iowa. He broke the record of 87 set by Andrew Quarless (2006-09) and now has 118 career receptions. The total ranks 10th overall in program history.
- Gesicki's two touchdown receptions against Nebraska give him seven for the season and 13 for his career, which are both Penn State tight end records.
- With 47 receiving yards against Nebraska, Gesicki broke Ted Kwalick's (1,343; 1966-68) record for receiving yards by a tight end. Gesicki now has 1,384 career yards.
- Gesicki's 1,384 career receiving yards is good for the 18th spot in the Penn State record books. He trails Chafie Fields (1,437; 1996-99) for 17th place.
- Gesicki's four receptions against Nebraska give him 118 for his career, moving him to 10th place at Penn State. He trails O.J. McDuffie (125; 1988-92) for the ninth spot.
- Gesicki's eight catches and 89 yards receiving at Michigan State were both career highs, passing his previous marks of six and 88, respectively.
- Gesicki was named to the *Sports Illustrated* Midseason All-America first team.
- Gesicki holds the team's longest active receptions streak at 25 games, dating to the 2016 season opener. It ranks tied for the 22nd-longest active streak in FBS.
- His seven receiving touchdowns rank seventh in the Big Ten.

HOME SUCCESS

HOME WINNING STREAKS

1.	29	1919-24
2.	24	1899-1906
3.	21	1970-74 ^
4.	18	1889-99
5.	17	1939-43
6.	15	1967-70 ^
	15	1915-17
8.	14	1990-92 ^
	14	1985-87 ^
	14	2016-present ^^
11.	13	1910-12
12.	12	1997-99 ^^
	12	1977-79 ^
14.	11	2007-09 ^^
	11	2004-06 ^^

HOME UNBEATEN STREAKS

1.	49	1889-1907 (two ties)
2.	29	1919-24
3.	24	1899-1906
	24	1908-13 (one tie)
5.	22	1939-44 (one tie)
6.	21	1970-74 ^
7.	18	1889-99
8.	17	1939-43
9.	15	1967-70 ^
	15	1915-17
11.	14	1990-92 ^
	14	1985-87 ^
	14	2016-present ^^
14.	13	1910-12
15.	12	1997-99 ^^
	12	1977-79 ^^

^ - Beaver Stadium
* - Big Ten Era

PACKING THE STADIUM

TOP 10 BEAVER STADIUM CROWDS

Rk.	Attend.	Date	Result
1.	110,823	Oct. 21, 2017	Penn State 42, Michigan 13
2.	110,753	Sept. 14, 2002	Penn State 40, Nebraska 7
3.	110,134	Oct. 27, 2007	Ohio State 37, Penn State 17
4.	110,078	Sept. 8, 2007	Penn State 31, Notre Dame 10
5.	110,033	Nov. 7, 2009	Ohio State 24, Penn State 7
6.	110,017	Oct. 18, 2008	Penn State 46, Michigan 17
7.	110,007	Oct. 14, 2006	Michigan 17, Penn State 10
8.	109,898	Sept. 9, 2017	Penn State 33, Pitt 14
9.	109,865	Nov. 5, 2005	Penn State 35, Wisconsin 14
10.	109,845	Nov. 22, 2008	Penn State 49, Michigan State 18

LARGEST CROWDS TO WATCH PENN STATE

Rk.	Attend.	Date	Opponent, Stadium
1.	113,085	Oct. 11, 2014	Michigan, Michigan Stadium
2.	111,502	Oct. 12, 2002	Michigan, Michigan Stadium
3.	111,310	Sept. 22, 2007	Michigan, Michigan Stadium
4.	111,249	Oct. 15, 2005	Michigan, Michigan Stadium
5.	111,019	Nov. 7, 1998	Michigan, Michigan Stadium
6.	110,823	Oct. 21, 2017	Michigan, Beaver Stadium
7.	110,803	Nov. 11, 2000	Michigan, Michigan Stadium
8.	110,753	Sept. 14, 2002	Nebraska, Beaver Stadium
9.	110,377	Oct. 24, 2009	Michigan, Michigan Stadium
10.	110,319	Sept. 24, 2016	Michigan, Michigan Stadium
11.	110,134	Oct. 27, 2007	Ohio State, Beaver Stadium
12.	110,078	Sept. 8, 2007	Notre Dame, Beaver Stadium
13.	110,033	Nov. 7, 2009	Ohio State, Beaver Stadium
14.	110,017	Oct. 18, 2008	Michigan, Beaver Stadium
15.	110,007	Oct. 14, 2006	Michigan, Beaver Stadium
16.	109,898	Sept. 9, 2017	Pitt, Beaver Stadium

BEAVER STADIUM ATTENDANCE RECORDS

Capacity	Record	Date	Result
46,284	50,144	Nov. 21, 1964	Penn State 28, Pittsburgh 0
48,284	52,713	Oct. 11, 1969	Penn State 20, West Virginia 0
57,723	61,325	Sept. 13, 1975	Penn State 34, Stanford 14
60,203	62,554	Sept. 17, 1977	Penn State 31, Houston 14
76,639	78,019	Nov. 4, 1978	Penn State 27, Maryland 3
83,370	86,309	Oct. 22, 1983	Penn State 41, West Virginia 23
93,967	97,498	Nov. 9, 1997	Michigan 34, Penn State 8
107,282	110,753	Sept. 14, 2002	Penn State 40, Nebraska 7
106,572	110,823	Oct. 21, 2017	Penn State 42, Michigan 13

PRESEASON HONORS

MARCUS ALLEN, SAFETYWatch Lists

Bednarik Award (Defensive Player of the Year)

Jim Thorpe Award (Top DB)

Lott IMPACT Trophy (Top defensive player on and off the field)

Nagurski Trophy (Defensive Player of the Year)

All-America

Athlon Sports Preseason All-America Third Team

Pro Football Focus Preseason All-America Third Team

Sporting News Preseason All-America First Team

SAQUON BARKLEY, RUNNING BACK

Big Ten Preseason Honors

Watch Lists

Doak Walker Award (Top RB)

Maxwell Award (National Player of the Year)

Walter Camp Award (National Player of the Year)

All-America

Associated Press Preseason All-America First Team

Athlon Sports Preseason All-America First Team

Bleacher Report Preseason All-America

ESPN Preseason All-America

Lindy's Preseason All-America First Team

Pro Football Focus Preseason All-America First Team

Sporting News Preseason All-America First Team

Sports Illustrated Preseason All-America First Team

Sports Illustrated No. 5 FBS Player

Sports Illustrated "Feldman Freaks" No. 1

Street & Smith's Preseason All-America First Team

USA Today Preseason All-America First Team

JASON CABINDA, LINEBACKER

Bednarik Award (Defensive Player of the Year)

Butkus Award (Top LB)

Lott IMPACT Trophy (Top defensive player on and off the field)

Nagurski Trophy (Defensive Player of the Year)

TYLER DAVIS, KICKER

Lou Groza Award Watch List (Top PK)

Sporting News Preseason All-America Second Team

JAMES FRANKLIN, HEAD COACH

Bobby Dodd Trophy Watch List (Top Coach)

MIKE GESICKI, TIGHT END

Mackey Award Watch List (Top TE)

Associated Press Preseason All-America First Team

Athlon Sports Preseason All-America Second Team

Lindy's Preseason All-America First Team

Sporting News Preseason All-America First Team

Sports Illustrated Preseason All-America Second Team

Street & Smith's Preseason All-America First Team

USA Today Preseason All-America First Team

BLAKE GILLIKIN, PUNTER

Ray Guy Award Watch List (Top P)

TRACE McSORLEY, QUARTERBACK

Big Ten Preseason Honors

Davey O'Brien Award (Top QB)

Johnny Unitas Golden Arm Award (Top QB on and off field)

Manning Award (Top QB, including bowl game)

Maxwell Award (National Player of the Year)

Walter Camp Award (National Player of the Year)

Wuerffel Trophy (Community Service)

BRANDON SMITH, LINEBACKER

Allstate AFCA Good Works Team Nominee

DEFENSE NOTES

LIMITED ACCESS

- Penn State is eighth in the nation and second in the Big Ten in scoring defense, averaging 16.6 points allowed per game.
- Penn State has allowed 8.8 points per game fewer in 2017 than it did in 2016 (25.4).
- Penn State owns a pair of shutout victories and has allowed more than 20 points in a game just three times.
- Penn State has shutout opponents in at least one half in six games this season (Akron, Georgia State, Indiana, Northwestern, Michigan, Rutgers).
- Penn State has been strong at the start of games. It was the last team to give up a first-quarter point (Week 9; Ohio State) and did not allow a first-quarter touchdown until Week 10 (Michigan State). PSU allowed an opening drive score for the first time this season against Rutgers (Week 11).
- Penn State ranks tied for eighth in FBS in first-half scoring defense, allowing just 7.64 points per game. Penn State is particularly strong in the first quarter, ranking second in FBS allowing just 2.09 points per game. The Lions are nearly as strong in the third quarter as they rank fifth (2.45 avg). (*Coaches by the Numbers*)
- Penn State only allowed 43 yards passing against Rutgers, the fewest allowed in a conference game since joining the Big Ten. The previous low was 48 yards last year at Rutgers.
- The 43 yards passing were the fewest allowed by the Nittany Lions since giving up 32 yards to Army, a triple-option team, in 2015.
- Penn State also only yielded 10 first downs which are tied for its seventh-fewest in a Big Ten game.
- The seven pass completions allowed to Rutgers are tied for the second-fewest allowed by the Nittany Lions in a Big Ten game with five other games.
- The six points allowed to Rutgers are tied for the ninth-fewest points allowed by the Lions in a conference game since joining the Big Ten.
- Penn State has recorded two shutouts in a single season for the first time since notching two in 2007 (59-0 over FIU; 31-0 vs. Indiana).
- The Nittany Lions nearly earned their third shutout of the season at Northwestern, but the Wildcats scored in the final two minutes of the game, snapping a five-quarter shutout streak that started in the second half of the Indiana game.
- The 14 points allowed by Penn State in the first three games were the fewest in any three-game stretch since allowing 13 in a three-game stretch in the middle of the 2009 season (52-3 vs. Eastern Illinois; 20-0 vs. Minnesota; 35-10 at Michigan).
- This is the third-straight year that PSU has shut out an opponent (39-0 vs. Illinois in 2015; 39-0 at Rutgers in 2016; 52-0 vs. Akron in 2017). It is the longest such streak since a three-year stretch from 1989-91 (17-0 at Rutgers in 1989; 28-0 vs. Rutgers and 9-0 at Alabama in 1990; and 81-0 vs. Cincinnati in 1991).

See National Nits on Page 10

GETTING OFF THE FIELD

- Penn State is averaging 5.36 three-and-outs per game to tie for fifth in FBS and third in the Big Ten.
- Penn State has prevented a first down on 59-of-143 opposition drives (40.6 percent).

STOPS BEHIND THE LINE

- Penn State ranks 25th in FBS and fifth in the Big Ten in tackles for loss with an average of 7.1.
- A total of 27 different Nittany Lions have at least assisted on a stop in the back field.
- DEs **Shareef Miller** (9.0) and **Shaka Toney** (6.5) lead the team in tackles for loss.
- Penn State totaled 14 TFLs against Akron in the season opener, the most by Penn State since recording 15 at Temple in 2015, and followed with nine against Pitt, 11 against Georgia State and seven at Iowa.

See National Nits on Page 10

SENIOR STOPPERS

- LB **Jason Cabinda** leads Penn State with 80 tackles this season, while classmate S **Marcus Allen** is second with 61. Both are Lott IMPACT Award quarterfinalists.
- Cabinda ranks 12th in the Big Ten averaging 7.4 tackles per game.
- Cabinda pped his career total to 278 tackles which moves him into ninth place on Penn State's career tackles chart. He passed John Skorupan (274; 1970-72) and Shane Conlan (274; 1983-86) with his effort against the Cornhuskers.
- Cabinda had 11 tackles against Rutgers, giving him nine games with 10 or more tackles in his career.
- With 310 career tackles, Allen is in sixth place on Penn State's career chart.
- With 10 tackles against Ohio State, Allen reached the 300-tackle mark for his career. It was Allen's ninth career double-digit tackle outing and second this season.
- LB **Brandon Smith** made his first start of the season against Rutgers, doing so at the Will linebacker position. It was his third career start and he excelled, making 10 tackles.
- Smith followed his Rutgers start with another start against Nebraska, where he made 13 tackles for his third game of his career with 10 or more and second of the season.
- Senior S **Troy Apke** has matched his career high of eight tackles in two recent games (Ohio State and Michigan State). He ranks fourth on the team with a career-high 50 tackles this season.

See Record Watch on Pages 28-31

SACK MASTERS

- The Penn State defense is continuing to find the quarterback, averaging 3.00 sacks to rank fourth in the Big Ten and 12th in FBS.
- The Penn State defense registered seven sacks against Michigan, the most since having seven sacks against Kent State in 2016. It was also the most by Penn State against a Big Ten opponent since having seven sacks at Northwestern in 2011.
- Penn State has brought a balanced pass rush as 21 different Nittany Lions have at least assisted on a sack.
- Against Nebraska, LB **Cam Brown** got his first sack of the season.
- Against Rutgers, S **Ayron Monroe**, had a half-sack in the fourth quarter, the first of his career, as a part of a career-best seven-tackle performance.
- At Michigan State, DE **Yetur Gross-Matos** had his first career sack with a shared takedown (**Tyrell Chavis**), and DE **Shane Simmons** had his first career sack too.
- DE **Shaka Toney** leads the team with 4.0 sacks. He had 1.0 sack against Michigan and the first multi-sack game of his career at Northwestern, registering two solo QB takedowns. He had his first career solo sack and second career forced fumble on a strip-sack of QB Clayton Thorson in the first quarter.
- The Nittany Lions have totaled 33 sacks in 11 games. With 46 sacks in 2015 and 40 sacks last season, Penn State posted back-to-back 40-sack seasons for the first time since it posted three-consecutive 40-sack seasons in 2005 (41), 2006 (40) and 2007 (46).

See National Nits on Page 10

ALLEN & HALEY SEMIFINALISTS FOR THORPE AWARD

- S **Marcus Allen** and CB **Grant Haley** among the 13 semifinalists for the Paycom Jim Thorpe Award, given to the top defensive back in college football. Penn State and Alabama are the only teams with two semifinalists.
- The Paycom Jim Thorpe Award is awarded to the best defensive back in college football based on performance on the field, athletic ability and character.

See Season Honors on Pages 11-12



KNOCK IT DOWN

- CB **Amani Oruwariye** leads the team with 1.3 passes defended per game, which also ranks third in the Big Ten and 17th in FBS.
 - CB **Christian Campbell** leads the team with 11 pass breakups on the season. He has recorded a pass breakup in all but two games this season (Ohio State and Rutgers).
 - Campbell ranks in a tie for 23rd all-time at Penn State with 21 career pass breakups.
 - CB **Grant Haley** follows Campbell with nine pass breakups this season, and both are tied on the career list with 22 to rank in a tie for 23rd at Penn State.
 - Haley had a career-high three pass breakups at Northwestern, topping his previous high of two, which he had accomplished three times, most recently at the Rose Bowl.
 - The Penn State defense had 11 pass breakups at Michigan State, marking the first time since at least 1999 that Penn State has posted double-digit pass breakups twice in the same season. The Nittany Lions previously made 10 pass breakups at Northwestern.
 - Penn State's 11 pass breakups at Michigan State were its most in a game since totaling 11 against Indiana in 2011.
 - The 11 pass breakups are tied for the third-most in a game for the Nittany Lions since 2000 (16, Purdue in 2000; 14, Michigan State in 2006; 11, Indiana in 2011).
 - In the Michigan State game, Oruwariye had a career-high five pass breakups to go along with an interception, while true freshman CB **Tariq Castro-Fields** made his first three career pass breakups and was named to the *Pro Football Focus* Big Ten Team of the Week for his performance
 - Oruwariye's five PBUs against Michigan State were the most by a Nittany Lion since Justin King had five vs. Purdue in 2007.
 - Oruwariye's six passes defended at Michigan State is tied for the most in FBS with Denzel Ward from Ohio State against Indiana. Both had five pass breakups and an interception.
- See National Nits on Page 10**

AIR INTERCEPTS

- With 10 interceptions, Penn State ranks sixth in the Big Ten and 48th in FBS.
 - CB **Amani Oruwariye** grabbed his fourth interception of the season and fifth of his career at Michigan State.
 - Oruwariye ranks third in the Big Ten and 11th in FBS with 0.4 interceptions per game.
 - Oruwariye is the second Penn State DB to have interceptions in back-to-back games (Indiana and Northwestern) this season, joining **Grant Haley** (Pitt and Georgia State).
 - Haley was the first PSU player with interceptions in back-to-back games since Anthony Zettel in 2014 (at Michigan and vs. Ohio State).
 - Haley was named a midseason All-American by *The All-American and USA Today*.
 - CB **Christian Campbell** grabbed his third career interception and first of the season at Northwestern with a pick to end the opening half. It was his first INT since the Purdue game in 2016.
 - Penn State recorded three interceptions against Georgia State for its most since grabbing three at Maryland in 2015.
 - S **Marcus Allen** and CB **Tariq Castro-Fields** both tallied their first career interceptions in the win over Georgia State. Allen returned his pick 50 yards.
 - Penn State picked off two passes against Pitt. Haley intercepted a first-quarter pass at the 50 and returned it 42 yards to the Pitt 8, setting up a one play touchdown drive, while S **Troy Apke** intercepted a pass in the second quarter. Ironically enough, both DBs had parents that attended Pitt.
 - Haley's 42-yard interception return was a career long, besting his 30-yard return vs. Temple in 2014.
- See National Nits on Page 10**

CABINDA EARNS WEEKLY RECOGNITION

- **Jason Cabinda** was named the Big Ten Co-Defensive Player of the Week and the Lott IMPACT Player of the Week after the Michigan game.
 - Cabinda finished with 12 tackles for his eighth career double-digit tackle game. He also forced his second career fumble in the third quarter with a strip of Michigan QB John O'Korn on a rush.
 - Cabinda was selected as the Lott IMPACT Player of the Week after his performance against Indiana. Penn State will receive \$1,000 for its general scholarship fund in recognition of it.
 - Cabinda finished with a career high-matching 14 tackles, including six solo stops, a sack, 1.5 tackles for loss and a fumble recovery against the Hoosiers.
- See Season Honors on Pages 11-12**

HELPING THEMSELVES

- Penn State registered its second safety of the season at Iowa, this time via a **Shareef Miller** takedown in the end zone of Akrum Wadley in the second quarter.
- The safety proved crucial in the outcome of the game, as Penn State won by two points (21-19).
- This is the first time since 2004 that the Nittany Lions had two safeties in a season.
- **Marcus Allen** recorded a safety against Pitt. It was the first Penn State safety since Devon Still notched a sack in the end zone at Minnesota in 2010.

SMITH EARNS COMMUNITY RECOGNITION

- Senior LB **Brandon Smith** is among the 20 semifinalists for the Jason Witten Collegiate Man of the Year Award.
 - The inaugural Jason Witten Collegiate Man of the Year, presented by Albertsons and Tom Thumb, will be the first college football honor to focus primarily on a player's leadership, both on and off the field.
 - Smith was previously named to the Allstate, American Football Coaches Association (AFCA) Good Works Team and was among the semifinalists for the 2017 William V. Campbell Trophy, presented by Fidelity Investments and the National Football Foundation & College Hall of Fame (NFF).
 - Smith is the fourth Nittany Lion to earn Allstate AFCA Good Works Team honors, joining Ben Kline (2015), Stefen Wisniewski (2010) and Wayne Holmes (1994) and is among the 11 FBS and 22 overall honorees this year for their contributions to the community.
 - Fans are encouraged to visit ESPN.com/Allstate to vote for the 2017 Allstate AFCA Good Works Team@ Captain through November 23, 2017. The Team Captain will be honored at this season's The Home Depot College Football Awards on ESPN.
 - The 2017 Allstate AFCA Good Works Team@ will be invited to New Orleans to participate in a special community service project ahead of the 2018 Allstate@ Sugar Bowl@, where the entire team will also be recognized on the field at halftime.
 - Smith graduated with a degree in kinesiology last December. He is working on a second degree in health policy and administration and owns a 3.81 GPA. He is a seven-time Dean's List honoree and recorded a pair of 4.0 semesters during his academic career.
 - In addition to the community service activities that he does as part of the Lions, Smith helps with his wife's non-profit organization, Honduran Soles, which provides shoes to kids that need them in various countries. He and his wife traveled to Honduras during spring break in 2015 and helped build a soccer field. He and his wife have volunteered at homeless shelters, and done community work through their church, Revival Tabernacle, in Watsontown, Pa.
- See Season Honors on Pages 11-12**

FUTURE SCHEDULES

2018 Schedule

Sept. 1	APPALACHIAN STATE
Sept. 8	at Pittsburgh
Sept. 15	KENT STATE
Sept. 21	at Illinois *
Sept. 29	OHIO STATE *
Oct. 13	MICHIGAN STATE *
Oct. 20	at Indiana *
Oct. 27	IOWA *
Nov. 3	at Michigan *
Nov. 10	WISCONSIN *
Nov. 17	at Rutgers *
Nov. 24	MARYLAND *

2019 Schedule

Aug. 31	IDAHO
Sept. 7	BUFFALO
Sept. 14	PITTSBURGH
Sept. 28	at Maryland*
Oct. 5	PURDUE*
Oct. 12	at Iowa*
Oct. 19	MICHIGAN*
Oct. 26	at Michigan State*
Nov. 9	at Minnesota*
Nov. 16	INDIANA*
Nov. 23	at Ohio State*
Nov. 30	RUTGERS*

2020 Schedule

Sept. 12	at Virginia Tech
Sept. 26	Northwestern *
Oct. 3	at Michigan *
Oct. 17	Iowa *
Oct. 24	Ohio State *
Oct. 31	at Indiana *
Nov. 7	at Nebraska *
Nov. 14	Michigan State *
Nov. 21	Maryland *
Nov. 28	at Rutgers *

Two non-conference games to be scheduled

2021 Schedule

Sept. 4	at Wisconsin *
Sept. 11	Ball State
Sept. 18	Auburn
Oct. 9	at Iowa *
Oct. 16	Illinois *
Oct. 23	at Michigan State *
Oct. 30	Indiana *
Nov. 6	at Maryland *
Nov. 13	Michigan *
Nov. 20	at Ohio State *
Nov. 27	Rutgers *

One non-conference game to be scheduled

Future Non-Conference Games

Sept. 17, 2022	at Auburn
Sept. 7, 2023	WEST VIRGINIA
Aug. 31, 2024	at West Virginia
Sept. 6, 2025	VIRGINIA TECH

NITTANY GREATS

DUO ON BALLOT FOR 2018 COLLEGE FOOTBALL HALL OF FAME CLASS

- First-team All-Americans Kerry Collins and Steve Wisniewski have been selected for the national ballot for the National Football Foundation's College Hall of Fame's Class of 2018. A total of 75 players and six coaches from FBS are on the 2018 ballot.
- They have an opportunity to join 18 former Nittany Lion players and five Penn State coaches who have been inducted into the Hall.
- Also on the ballot is former Nittany Lion student-athlete Glenn Killinger, who is among the candidates for the divisional coach Class of 2018. Killinger was inducted into the Hall of Fame as a player in 1966.
- To be eligible for the Hall of Fame ballot, players must have been named a first-team All-America by a major/national selector as recognized and utilized by the NCAA for their consensus All-America teams; played their last year of intercollegiate football at least 10 years prior to nomination; played within the last 50 years and cannot be currently playing professional football. Once nominated for consideration, all player candidates are submitted to one of eight District Screening Committees, which conducts a vote to determine who will appear on the ballot and represent their respective districts.
- Linebacker Shane Conlan was the most recent Penn State player inductee, entering the Hall in 2014, while running back Curt Warner was enshrined in the Hall of Fame in 2010.
- The announcement of the 2018 class will be made Monday, Jan. 8, 2018, in Atlanta. The city is serving as the host for the CFP National Championship, which will be played later that day at Mercedes-Benz Stadium.
- The Jan. 8 announcement will be televised live, and specific viewing information will be available as the date draws near.
- Collins helped Penn State earn a 40-9 record from 1991-94 and was instrumental in the Nittany Lions earning a 22-2 overall mark (14-2 conference) during their first two years in the Big Ten Conference. The recipient of the 1994 Maxwell Award as the National Player of the Year, he helped Penn State win three New Year's Day bowl games: the 1992 Fiesta, 1994 Citrus and 1995 Rose Bowls.
- Wisniewski was a three-year starter at guard for the Nittany Lions who would go on to become an All-Pro lineman in the NFL. He was one of two sophomores to start on the 1986 National Championship team and he opened holes for two first-team All-America running backs, Blair Thomas (1987) and D.J. Dozier (1986). One of just four Penn State offensive linemen to earn a pair of first-team All-America honors, he was recognized in 1988 by the American Football Coaches (AFCA) and repeated All-America accolades from Sporting News. A 1988 team captain, Wisniewski is one of just two offensive linemen to earn Penn State's team MVP honor since its creation in 1978.
- From Harrisburg, Killinger was a Walter Camp All-American at quarterback for the Nittany Lions in 1921. He coached at Dickinson (1922), Rensselaer (1927-32), Moravian (1933) and West Chester (1934-41, 45-59). Killinger is the winningest coach in West Chester history and is a member of the Pennsylvania Sports Hall of Fame. He died in 1988.

SPECIAL TEAMS NOTES

PUNT AT YOUR OWN PERIL

- Penn State is averaging 13.1 yards per punt return to rank 14th in FBS and first in the Big Ten.
- Punt returner **DeAndre Thompkins** ranks first in the Big Ten and ranks 10th in the nation with an average of 14.7 yards per return.
- Thompkins 61-yard punt return for a touchdown against Akron was the first by Penn State since Derrick Williams had a 63-yard return in 2008 at Wisconsin. It was also the first by the Nittany Lions in Beaver Stadium since Williams returned a punt 78 yards for a score against Notre Dame in 2007.
- Thompkins averaged 31.8 yards on four returns vs. the Zips, which is a school record. The previous record was 31.7 yards per return by Derrick Williams vs. Temple in 2006.

See *National Nits* on Page 10

DAVIS KICKING IT

- K **Tyler Davis** had eight PAT kicks against Nebraska, extending his Penn State record for consecutive point after attempts to 130.
- Davis also ranks in fourth place in the Big Ten record book. He trails Jeff Budzein from Northwestern (136 consecutive PAT; 2010-13) for third place.
- Davis has 244 career points to rank eighth at Penn State. He trails Lydell Mitchell (246) for seventh place.
- Davis has converted all 57 of his PAT attempts this season to rank tied for fifth in FBS and second in the Big Ten.
- Davis has made the most point after attempts without a career miss in Penn State history, successfully converting 130 straight. Only two others, Herb Menhardt (54-for-54; 1978-80) and Collin Wagner (83-for-83; 2007-10), have had perfect career percentages (minimum 50 attempts).
- Davis is one of six active kickers in FBS with at least 100 extra points without a career miss.
- Davis is Penn State's career record holder for field goal accuracy. Davis has converted 38-of-47 field goal attempts for an 80.9 percent success rate. Nick Gancitano (1981-83) was the previous record holder with a 77.6 percent success rate (38-of-49).
- Davis moved into ninth place on the career field goals list at Michigan State, tying Nick Gancitano (38; 1981-84) for the position.
- Davis booted a career-long 47-yard field goal in the third quarter against Akron. His previous best was a 42-yard kick against Illinois in 2015.

RETURN GAME SUCCESS

- **Saquon Barkley** leads the Big Ten and ranks ninth in FBS averaging 30.2 yards per kickoff return.
- Barkley is one of 12 players in FBS to return two kickoffs for a touchdown this season and the only one in the Big Ten.
- Barkley's kickoff return for a touchdown at Ohio State was Penn State's third return touchdown (2 kickoff, 1 punt) of the season, marking the first time since 2008 that the Nittany Lions have three return scores in a season (2 kickoff, 1 punt; all by Derrick Williams).
- With the kickoff return for a TD, Barkley became the first Nittany Lion with multiple kickoff returns for touchdowns since Derrick Williams (2) in 2008. The two scores tie the school record with Chuck Peters (1940), Curt Warner (1980) and Derrick Williams (2008).
- Former returner and now linebacker **Koa Farmer** returned a short kickoff at Ohio State a career-long 59 yards, besting his previous best of 57 yards versus Illinois in 2015.
- The 98-yard opening kick return by Barkley against Indiana for a touchdown was the first for the Nittany Lions since Chaz Powell had a 95-yard return for a score against Indiana State in 2011. It was the longest kick return since Powell had a 100-yard return against Youngstown State in 2010.
- Barkley's 98-yard return against Indiana ranks tied for sixth in Penn State history, while the 97-yard return at Ohio State ranks tied for ninth.

See *Record Watch* on Pages 28-31

See *National Nits* on Page 10

MIGHT AS WELL PUNT

- P **Blake Gillikin**'s 43.0-yard punting average ranks third in the Big Ten and 34th in FBS.
- Penn State's punt return defense has netted an average of 4.20 yards allowed, good enough to rank third in the Big Ten and 23rd in FBS.
- Penn State's net punting average of 39.56 yards ranks third in the Big Ten and 33rd in FBS.
- Gillikin had two punts inside the Nebraska 10-yard line, giving him 17 this season and 24 in his career.
- Gillikin had one punt of 50-plus yards against Nebraska (56 yards). It was the 24th 50-yard punt of his career and the 11th of the season.

See *National Nits* on Page 10

SEASON NOTES

NITTANY LION POSITION CHANGES

- Among the Penn State players who played new positions heading into the fall are: **Will Blair** (S to LB) **Josh McPhearson** (WR to RB), **Jarvis Miller** (S to LB) and **Jonathan Thomas** (LB to RB).

PENN STATE NUMBER CHANGES

- Three Nittany Lions are wearing new numbers in 2017, including **Cam Brown** (6), **Steven Gonzalez** (74) and **Shaka Toney** (18).
- **Shareef Miller** (48) wore No. 19 for two games (at Iowa, vs. Indiana) to honor teammate **Torrence Brown**, who was injured in the Georgia State game.

OVERTIME OVER TIME

- College football introduced overtime during the bowl season in 1995 and adopted it for regular season games in 1996.
- Since then, Penn State has played 12 overtime games, including six over the 2012-14 seasons. Eight of the 12 overtime tilts have come at home, two in true road games, one in the 2006 Orange Bowl and one in the 2014 Pinstripe Bowl.
- Penn State is 7-5 all-time in overtime games, with a 4-4 record at Beaver Stadium, 1-1 mark in true road games and 2-0 ledger at a neutral site.
- Most recently, Penn State defeated Minnesota, 29-26, on Oct. 1, 2016. After Minnesota kicked a field goal on its first possession, Penn State running back **Saquon Barkley** rushed 25 yards for a touchdown on the Nittany Lions first offensive play.
- It was the sixth OT game at Beaver Stadium since the start of the 2012 season. PSU is 4-2 in those games.
- Penn State's first two overtime contests came vs. Iowa in 2000 and 2002 at home. The Nittany Lions dropped their first three contests that went to the extra period, but won five straight overtime contests before falling to Nebraska on Nov. 23, 2013.

Penn State's all-time overtime games:

Date	Opponent	Score
11/4/00	IOWA (2OT)	L, 23-26
9/28/02	IOWA	L, 35-42
10/12/02	at Michigan	L, 24-27
1/3/06	vs. Florida State (3OT) ¹	W, 26-23
10/7/06	at Minnesota	W, 28-27
11/24/12	WISCONSIN	W, 24-21
10/12/13	MICHIGAN (4OT)	W, 43-40
11/2/13	ILLINOIS	W, 24-17
11/23/13	NEBRASKA	L, 20-23
10/25/14	OHIO STATE (2OT)	L, 24-31
12/27/14	vs. Boston College ²	W, 31-30
10/2/16	MINNESOTA	W, 29-26

1 - Orange Bowl; 2 - Pinstripe Bowl.



DEPTH CHART

OFFENSE

Wide Receiver (X)

84 Juwan Johnson (6-4, 226, Jr./So.)
 11 Irvin Charles (6-4, 217, Jr./So.)
 87 Dae'Lun Darien (6-4, 210, So./Fr.)

Tight End

88 Mike Gesicki (6-6, 250, Sr./Sr.)
 89 Tom Pancoast (6-3, 242, 5th/Sr.)
 83 Nick Bowers (6-4, 268, Jr./So.)

Left Tackle

71 Will Fries (6-6, 305, So./Fr.)
 59 Andrew Nelson (6-6, 305, Gr./Sr.)
 51 Alex Gellerstedt (6-6, 304, So./Fr.)

Left Guard

74 Steven Gonzalez (6-4, 341, Jr./So.)
 73 Mike Miranda (6-3, 303, Jr./Fr.)
 61 C.J. Thorpe (6-3, 329, Fr./Fr.)

Center

66 Connor McGovern (6-5, 312, So./So.)
 64 Zach Simpson (6-3, 301, Jr./So.)
 73 Mike Miranda (6-3, 303, Fr./Fr.)

Right Guard

70 Brendan Mahon (6-4, 318, 5th/Sr.)
 62 Michal Menet (6-4, 301, So./Fr.)
 79 Charlie Shuman (6-8, 316, Sr./Jr.)

Right Tackle

77 Chasz Wright (6-7, 358, Sr./Jr.)
 59 Andrew Nelson (6-6, 305, Gr./So.)
 75 Des Holmes (6-5, 319, Fr./Fr.)

Wide Receiver (H)

5 DaeSean Hamilton (6-1, 206, Gr./Sr.)
 10 Brandon Polk (5-9, 175, Jr./So.)
 1 KJ Hamler (5-9, 172, Fr./Fr.)

Wide Receiver (Z)

3 DeAndre Thompkins (5-11, 187, Sr./Jr.)
 13 Saeed Blacknall (6-3, 217, Sr./Sr.)
 12 Mac Hippenhammer (5-11, 178, Fr./Fr.)

Quarterback

9 Trace McSorley (6-0, 195, Sr./Jr.)
 2 Tommy Stevens (6-5, 228, Jr./So.)
 14 Sean Clifford (6-2, 210, Fr./Fr.)

Running Back

26 Saquon Barkley (5-11, 230, Jr./Jr.)
 6 Andre Robinson (5-9, 223, Jr./So.) OR
 24 Miles Sanders (5-11, 215, So./So.) OR
 8 Mark Allen (5-6, 180, Sr./Jr.)

DEFENSE

Defensive End

48 Shareef Miller (6-5, 257, Jr./So.)
 34 Shane Simmons (6-3, 250, So./Fr.)
 46 Colin Castagna (6-4, 257, Jr./Jr.)

Defensive Tackle

52 Curtis Cothran (6-5, 301, Gr./Sr.)
 56 Tyrell Chavis (6-3, 308, Sr./Sr.)
 42 Ellison Jordan (6-0, 293, So./Fr.)

Defensive Tackle

41 Parker Cothren (6-4, 304, Gr./Sr.)
 54 Robert Windsor (6-4, 303, Jr./So.)
 55 Antonio Shelton (6-2, 302, So./Fr.)

Defensive End

30 Kevin Givens (6-1, 287, Jr./So.)
 18 Shaka Toney (6-3, 233, So./Fr.)
 99 Yetur Gross-Matos (6-5, 248, Fr./Fr.)

Will Linebacker

47 Brandon Smith (6-0, 231, Gr./Sr.)
 6 Cam Brown (6-5, 227, So./So.)
 33 Jake Cooper (6-1, 234, Jr./Jr.)

Middle Linebacker

40 Jason Cabinda (6-1, 234, Sr./Sr.)
 47 Brandon Smith (6-0, 231, Gr./Sr.)
 36 Jan Johnson (6-2, 234, Jr./So.)

Sam Linebacker

7 Koa Farmer (6-1, 237, Sr./Jr.)
 6 Cam Brown (6-5, 227, So./So.)
 9 Jarvis Miller (6-2, 222, Jr./So.)

Boundary Cornerback

1 Christian Campbell (6-1, 194, Sr./Sr.)
 5 Tariq Castro-Fields (6-0, 185, Fr./Fr.)
 38 Lamont Wade (5-9, 196, Fr./Fr.)

Free Safety

2 Marcus Allen (6-2, 207, Sr./Sr.)
 4 Nick Scott (5-11, 199, Sr./Jr.)

Strong Safety

28 Troy Apke (6-1, 198, Sr./Sr.)
 23 Ayrton Monroe (5-11, 207, Jr./So.)
 17 Garrett Taylor (6-0, 197, Jr./So.)

Field Cornerback

15 Grant Haley (5-9, 190, Sr./Sr.)
 21 Amani Oruwariye (6-1, 209, Sr./Jr.)
 14 Zech McPhearson (5-11, 182, So./Fr.)

SPECIAL TEAMS

Punter

93 Blake Gillikin (6-2, 195, So./So.)
 92 Daniel Pasquariello (6-1, 201, Sr./Sr.)
 97 Carson Landis (6-2, 198, Fr./Fr.)

Kicker

95 Tyler Davis (5-11, 183, 5th/Sr.)
 90 Alex Barbir (5-9, 193, So./Fr.)
 97 Carson Landis (6-2, 198, Fr./Fr.)

Holder

16 Billy Fessler (5-11, 181, Sr./Jr.)
 92 Daniel Pasquariello (6-1, 201, Sr./Sr.)
 93 Blake Gillikin (6-2, 195, So./So.)

Long Snapper

96 Kyle Vasey (6-2, 234, Sr./Jr.)
 36 Jan Johnson (6-2, 234, Jr./So.)
 94 Joe Calcagno (6-0, 253, Fr./Fr.)

Kickoff Returners

26 Saquon Barkley (5-11, 230, Jr./Jr.)
 24 Miles Sanders (5-11, 215, So./So.)
 10 Brandon Polk (5-9, 175, Jr./So.)

Punt Returners

3 DeAndre Thompkins (5-11, 187, Sr./Jr.)
 8 Mark Allen (5-6, 180, Sr./Jr.)
 28 Troy Apke (6-1, 198, Sr./Sr.)

PRONUNCIATIONS

Troy Apke Troy App-KEY
 Saquon Barkley SAY-kwon Barkley
 Saeed Blacknall Sah-eed Black-NALL
 Ryan Buchholz Ryan BUCK-holez
 Colin Castagna Colin CAST-on-yah (like lasagna)
 Tariq Castro-Fields TUH-reek Castro-Fields
 Tyrell Chavis TIE-rell CHAY-viss
 Curtis Cothran Curtis CAW-thren
 Parker Cothren Parker CAW-thren
 Dae'Lun Darien DAY-lawn Darien
 Yetur Gross-Matos YEE-tore Gross-Mah-tose
 Brelin Faison-Walden BREY-lynn FACE-in Walden
 Koa Farmer CO-uh Farmer
 Will Fries Will FRY-z
 Mike Gesicki Mike Guh-sick-E
 DaeSean Hamilton DAY-shawn Hamilton
 Fred Hansard Hann-SARD
 Brendan Mahon Brendan MANN
 Zech McPhearson Zack McPhearson
 Michael Menet Michael men-NET
 Ayrton Monroe AIR-en Monroe
 Amani Oruwariye UH-monn-E O-rue-waar-ee-A
 Daniel Pasquariello Daniel pass-KAH-relo
 Kyle Vasey VAY-see
 Chris Welde Chris WELL-dee
 Jake Zembiec Jake ZEM-beck

ASSISTANT COACHES



Brent Pry
 Assoc. Head Coach/
 Def. Coord./LBs
 Field



Joe Moorhead
 Off. Coord./
 Quarterbacks
 Field



Charles Huff
 Special Teams Coord./
 Running Backs
 Field



Tim Banks
 Co-Def. Coord./
 Safeties
 Booth



Josh Gattis
 Asst. Special Teams
 Coord./Wide Receivers
 Field



Matt Limegrover
 Offensive Line
 Field



Ricky Rahne
 Pass Game Coord./
 Tight Ends
 Booth



Terry M. Smith
 Asst. Head Coach/
 Cornerbacks
 Field



Sean Spencer
 Run Game Coord./
 Defensive Line
 Field



NUMERICAL ROSTER

NO.	NAME	POS.	CL./EL.	HT.	WT.	HIGH SCHOOL/COACH	HOMETOWN
1	Campbell, Christian ***	CB	Sr./Sr.	6-1	194	Central/Woodrow Lowe	Phenix City, Ala.
1	Hamler, KJ	WR	Fr./Fr.	5-9	172	IMG Academy (Fla.)/Kevin Wright	Pontiac, Mich.
2	Allen, Marcus ***	S	Sr./Sr.	6-2	207	Dr. Henry A. Wise, Jr./Dalawn Parrish	Upper Marlboro, Md.
2	Stevens, Tommy	QB	Jr./So.	6-5	228	Decatur Central/Justin Dixon	Indianapolis, Ind.
3	Johnson, Donovan	CB	Fr./Fr.	5-9	180	Cass Tech/Thomas Wilcher	Detroit, Mich.
3	Thompkins, DeAndre **	WR	Sr./Jr.	5-11	187	Swansboro/Tim Laspada	Hubert, N.C.
4	Scott, Nick **	S	Sr./Jr.	5-11	199	Fairfax/Kevin Simonds	Fairfax, Va.
5	Castro-Fields, Tariq	CB	Fr./Fr.	6-0	185	Riverdale Baptist School/Caesar Nettles	Upper Marlboro, Md.
5	Hamilton, DaeSean ***	WR	Gr./Sr.	6-1	206	Mountain View/Lou Sorrentino	Fredericksburg, Va.
6	Brown, Cam *	LB	So./So.	6-5	227	The Bullis School/Patrick Cilento	Burtonsville, Md.
6	Robinson, Andre	RB	Jr./So.	5-9	223	Bishop McDevitt/Jeff Weachter	Mechanicsburg, Pa.
7	Farmer, Koa **	LB	Sr./Jr.	6-1	237	Notre Dame/Kevin Rooney	Lake View Terrace, Calif.
7	Zembiec, Jake	QB	So./Fr.	6-3	219	Aquinas Institute/Chris Battaglia	Rochester, N.Y.
8	Allen, Mark *	RB	Sr./Jr.	5-6	180	DeMatha/Elijah Brooks	Hyattsville, Md.
9	McSorley, Trace **	QB	Sr./Jr.	6-0	195	Briar Woods/Charlie Pierce	Ashburn, Va.
9	Miller, Jarvis *	LB	Jr./So.	6-2	222	Windsor Locks/Suffield/East Granby/Jason Qua	Suffield, Conn.
10	Polk, Brandon *	WR	Jr./So.	5-9	175	Briar Woods/Charlie Pierce	Ashburn, Va.
11	Charles, Irvin *	WR	Jr./So.	6-4	217	Paul VI/John Doherty	Sicklerville, N.J.
12	Davis, Desi	CB	Sr./Jr.	5-11	181	Harriton/Matthew Bahr	Ardmore, Pa.
12	Hippenhammer, Mac	WR	Fr./Fr.	5-11	178	R. Nelson Snider/Kurt Tippmann	Fort Wayne, Ind.
13	Blacknall, Saeed ***	WR	Sr./Sr.	6-3	217	Manalapan/Ed Gurrieri	Manalapan, N.J.
13	Brooks, Ellis	LB	Fr./Fr.	6-1	235	Benedictine College Prep/Greg Lilly	Mechanicsville, Va.
14	Clifford, Sean	QB	Fr./Fr.	6-2	210	Saint Xavier/Steve Specht	Cincinnati, Ohio
14	McPhearson, Zech	CB	So./Fr.	5-11	182	Riverdale Baptist School/Caesar Nettles	Columbia, Md.
15	Haley, Grant ***	CB	Sr./Sr.	5-9	190	The Lovett School/Mike Muschamp	Atlanta, Ga.
15	Shuster, Michael	QB	So./Fr.	6-2	209	Camp Hill/Frank Gay	Camp Hill, Pa.
16	Fessler, Billy	QB	Sr./Jr.	5-11	181	Erie Cathedral Prep/Mike Mischler	Erie, Pa.
16	Petrishen, John	S	Jr./So.	6-0	211	Pittsburgh Central Catholic/Terry Totten	Lower Burrell, Pa.
17	Taylor, Garrett *	S	Jr./So.	6-0	197	Saint Christopher's/Lance Clelland	Richmond, Va.
18	Holland, Jonathan *	TE/H	Jr./So.	6-4	248	The Bullis School/Patrick Cilento	Brandywine, Md.
18	Toney, Shaka	DE	So./Fr.	6-3	233	Imhotep Charter/Albie Crosby	Philadelphia, Pa.
19	Brown, Torrence **	DE	Sr./Jr.	6-3	257	Tuscaloosa Academy/Robert Johnson	Tuscaloosa, Ala.
20	Butler, Jabari	CB	Jr./Jr.	5-11	181	Abilene Christian University/Ken Collums	Potomac, Md.
20	Thomas, Johnathan	RB	Sr./Jr.	5-11	216	St. John's Prep/Jim O'Leary	Peabody, Mass.
21	Oruwariye, Amani **	CB	Sr./Jr.	6-1	209	Gaither/Jason Stokes	Tampa, Fla.
23	Monroe, Ayron *	S	Jr./So.	5-11	207	Saint Johns College H.S./Joe Patterson	Largo, Md.
24	Brown, DJ	CB	Fr./Fr.	5-10	183	Creekside/Will Rogers	College Park, Ga.
24	Sanders, Miles *	RB	So./So.	5-11	215	Woodland Hills/George Novak	Pittsburgh, Pa.
25	Faison-Walden, Brelin	LB	Fr./Fr.	6-1	212	Grimmsley/Darrel Brown	Greensboro, N.C.
26	Barkley, Saquon **	RB	Jr./Jr.	5-11	230	Whitehall/Brian Gilbert	Coplay, Pa.
26	Sutherland, Jonathan	S	Fr./Fr.	5-11	200	Episcopal (Va.)/Panos Voulgaris	Ottawa, Ontario, Canada
28	Apke, Troy ***	S	Sr./Sr.	6-1	198	Mount Lebanon/Mike Melnyk	Mt. Lebanon, Pa.
29	Reid, John **	CB	Jr./Jr.	5-10	187	St. Joseph's Prep (Pa.)/Gabe Infante	Mount Laurel, N.J.
30	Givens, Kevin *	DT	Jr./So.	6-1	287	Altoona Area/John Franco	Altoona, Pa.
31	Welde, Christopher	WR	Jr./So.	5-7	167	Council Rock North/Adam Collachi	Newtown, Pa.
32	Brown, Journey	RB	Fr./Fr.	5-11	200	Meadville/Ray Collins	Meadville, Pa.
32	Vallone, Mitchell	S	Sr./Sr.	5-9	201	Elk County Catholic/Travis Skrzypek	Johnsonburg, Pa.
33	Cooper, Jake **	LB	Jr./Jr.	6-1	234	Archbishop Wood/Steve Devlin	Doylestown, Pa.
34	Simmons, Shane	DE	So./Fr.	6-3	250	DeMatha/Elijah Brooks	Laurel, Md.
35	Neff, Justin	S	Fr./Fr.	6-1	187	Central Mountain/James Renninger	Mill Hall, Pa.
36	Johnson, Jan	LB	Jr./So.	6-2	234	Governor Mifflin/Dominic Vecchio	Mohnton, Pa.
37	Hartlaub, Drew	S	Fr./Fr.	5-11	180	South Western/Chris Heilman	Hanover, Pa.
38	Wade, Lamont	CB	Fr./Fr.	5-9	196	Clairton/Wayne Wade	Clairton, Pa.
39	Di Leo, Frank	LB	Jr./So.	5-9	222	Saint Ignatius College Prep/John O'Connor	Elmhurst, Ill.
39	McPhearson, Josh	RB	Sr./Sr.	5-10	197	Annapolis Area Christian/Ken Lucas	Columbia, Md.
40	Cabinda, Jason ***	LB	Sr./Sr.	6-1	234	Hunterdon Central/Matthew Perotti	Flemington, N.J.
40	Eury, Nick	RB	So./Fr.	5-9	207	Lake-Lehman/Jerry Gilsky	Shavertown, Pa.
41	Arcangelo, Joe	TE	Jr./So.	6-4	252	Abington Heights/Joe Repshis	Clarks Summit, Pa.
41	Cothren, Parker ***	DT	Gr./Sr.	6-4	304	Hazel Green/Matthew Putnam	Huntsville, Ala.
42	Jordan, Ellison	DT	So./Fr.	6-0	293	Gilman School/Biff Poggi	Upper Marlboro, Md.
43	Bowen, Manny **	LB	Jr./Jr.	6-1	226	Barneget/Rob Davis	Barneget, N.J.
44	Franklin, Brailyn	LB	Fr./Fr.	6-2	204	Battlefield (Va.)/Jared Van Acker	Arlington, Texas
45	DuMond, Joe	LB	So./So.	5-11	241	St. Joseph's Prep/Gabe Infante	Philadelphia, Pa.
46	Castagna, Colin	DE	Jr./Jr.	6-4	257	Barrington/Joe Sanchez	Barrington, Ill.
47	Blair, Will	LB	So./Fr.	5-11	219	Hempfield/Ron Zeiber	Lancaster, Pa.
47	Smith, Brandon *	LB	Gr./Sr.	6-0	231	Lewisburg/Jeremy Winn	Winfield, Pa.
48	Miller, Shareef *	DE	Jr./So.	6-5	257	George Washington/Ronald Cohen	Philadelphia, Pa.
49	Joseph, Daniel	DE	So./Fr.	6-3	250	Lake Forest Academy (Ill.)/Robin Bowkett	Brampton, Ontario, Canada
50	Chizmar, Max	LB	Fr./Fr.	6-2	221	Mars Area/Scott Heinauer	Mars, Pa.



NUMERICAL ROSTER [CONT.]

NO.	NAME	POS.	CL./EL.	HT.	WT.	HIGH SCHOOL/COACH	HOMETOWN
51	Gellerstedt, Alex	OL	So./Fr.	6-6	304	Dublin Coffman/Mark Crabtree	Dublin, Ohio
51	Vranic, Jason	LB	Sr./Jr.	6-0	222	Erie C.C./Scott Pilkey	Wheatfield, N.Y.
52	Bates, Ryan *	OL	Jr./So.	6-4	312	Archbishop Wood/Steve Devlin	Warrington, Pa.
52	Cothran, Curtis **	DT	Gr./Sr.	6-5	301	Council Rock North/Adam Collachi	Newtown, Pa.
53	Hansard, Fred	DT	Fr./Fr.	6-3	310	The Hun School/Todd Smith	Burlington, N.J.
54	Windsor, Robert *	DT	Jr./So.	6-4	303	Fond Du Lac/Mike Gnewuch	Fond Du Lac, Wis.
55	Shelton, Antonio	DT	So./Fr.	6-2	302	Westerville-North/Rodger Elander	Westerville, Ohio
56	Chavis, Tyrell *	DT	Sr./Sr.	6-3	308	Nassau C.C./Joe Osovet	Richmond, Va.
58	Presta, Evan	DT	Fr./Fr.	6-3	266	Cathedral Prep/Mike Mischler	Erie, Pa.
59	Nelson, Andrew ***	OL	Gr./Sr.	6-6	305	Hershey/Mark Painter	Hershey, Pa.
61	Thorpe, C.J.	OL	Fr./Fr.	6-3	329	Central Catholic/Terry Totten	Glenshaw, Pa.
62	Menet, Michal	OL	So./Fr.	6-4	301	Exeter Township Senior/Matt Bauer	Birdsboro, Pa.
64	Simpson, Zach *	OL	Jr./So.	6-3	301	Holidaysburg Area/Homer DeLattre	Holidaysburg, Pa.
66	McGovern, Connor *	OL	So./So.	6-5	312	Lake-Lehman/Jerry Gilsky	Larksville, Pa.
68	Kelly, Hunter	OL	So./Fr.	6-2	300	Neshaminy/Steve Wilmot	Langhorne, Pa.
70	Mahon, Brendan ***	OL	Sr.^/Sr.	6-4	318	Randolph/Joe Lusardi	Randolph, N.J.
71	Fries, Will	OL	So./Fr.	6-6	305	Cranford/Erik Rosenmeier	Cranford, N.J.
72	Martin, Robbie	OL	Fr./Fr.	6-4	284	Saint Joseph Regional/Augie Hoffmann	Sparta, N.J.
73	Miranda, Mike	OL	Fr./Fr.	6-3	303	Stow-Munroe Falls/Mark Nori	Stow, Ohio
74	Gonzalez, Steven *	OL	Jr./So.	6-4	341	Union City/Wil Valdez	Union City, N.J.
75	Holmes, Des	OL	Fr./Fr.	6-5	319	Cardinal O'Hara/BJ Hogan	Norristown, Pa.
76	Jenkins, Sterling	OL	Jr./So.	6-8	336	Baldwin/Pete Wagner	Pittsburgh, Pa.
77	Wright, Chasz **	OL	Sr./Jr.	6-7	358	Milford Academy/Bill Chaplick	Woodbridge, Va.
79	Shuman, Charlie	OL	Sr./Jr.	6-8	316	Pittsford Sutherland/Keith Molinich	Pittsford, N.Y.
80	Dalton, Danny	TE/H	So./Fr.	6-4	234	Marshfield/Lou Silva	Marshfield, Mass.
80	Weller, Justin	WR	Fr./Fr.	6-0	187	Wilson/Doug Dahms	Sinking Spring, Pa.
81	Sullivan-Brown, Cam	WR	Fr./Fr.	6-0	187	Saint Vincent Pallotti/Ian Thomas	Bowie, Md.
82	Shoop, Tyler	WR	Jr./So.	5-11	185	Father Ryan/Bruce Lussier	Nashville, Tenn.
83	Bowers, Nick	TE/H	Jr./So.	6-4	268	Kittanning Senior/Frank Fabian	Kittanning, Pa.
83	Hoensline, Alex	WR	Fr./Fr.	6-1	178	Central/Dave Baker	East Freedom, Pa.
84	Johnson, Juwan *	WR	Jr./So.	6-4	226	Glassboro/Mark Maccarone	Glassboro, N.J.
85	Lutz, Isaac	WR	So./Fr.	5-11	181	Berks Catholic/Rick Keeley	Reading, Pa.
86	Hodgens, Cody	WR	Gr./Sr.	5-7	173	Robinson/Mike DePue	Wesley Chapel, Fla.
87	Darien, Dae'Lun	WR	So./Fr.	6-4	210	Dunbar/Lawrence Smith	Baltimore, Md.
88	Gesicki, Mike ***	TE/H	Sr./Sr.	6-6	250	Southern Regional/Chuck Donahue	Manahawkin, N.J.
89	Maxwell, Colton	WR	So./Fr.	6-0	190	Northampton/Mark Scisly	Northampton, Pa.
89	Pancoast, Tom *	TE/H	Sr.^/Sr.	6-3	242	Unionville/Pat Clark	West Chester, Pa.
90	Barber, Damion	DE	Fr./Fr.	6-3	245	Harrisburg/Calvin Everett	Harrisburg, Pa.
90	Barbir, Alex	K	So./Fr.	5-9	193	South Forsyth/Jeff Arnette	Cumming, Ga.
91	Stoll, Chris	SN	Fr./Fr.	6-2	251	St. Francis DeSales/Ryan Wiggins	Westerville, Ohio
92	Bolds, Corey	DT	Fr./Fr.	6-3	285	Paramus Catholic/Dan Sabella	Paterson, N.J.
92	Pasquariello, Daniel **	P	Gr./Sr.	6-1	201	Xavier College HS/--	Melbourne, Victoria, Australia
93	Gillikin, Blake *	P/K	So./So.	6-2	195	The Westminster Schools/Gerry Romberg	Smyrna, Ga.
94	Calcagno, Joe	SN	Fr./Fr.	6-0	253	Fenwick/Gene Nudo	Elmhurst, Ill.
95	Davis, Tyler **	K/P	Sr.^/Sr.	5-11	183	North/--	St. Charles, Ill.
96	Iyke, Immanuel	DT	Jr./So.	6-2	298	Parsippany Hills/Dave Albano	Hackettstown, N.J.
96	Vasey, Kyle	SN	Sr./Jr.	6-2	234	Wallenpaupack/Mark Watson	Hawley, Pa.
97	Buchholz, Ryan *	DE	Jr./So.	6-6	275	Great Valley/Dan Ellis	Malvern, Pa.
97	Landis, Carson	K/P	Fr./Fr.	6-2	198	Emmaus/Harold Fairclough	Macungie, Pa.
98	Vasey, Dan	DL/LS	Fr./Fr.	6-4	250	Wallenpaupack/Mark Watson	Lackawaxen, Pa.
98	Curry, Mike	LS	Jr./Jr.	6-0	230	Phillipsburg/Ryan Ditze	Phillipsburg, N.J.
99	Gross-Matos, Yetur	DE	Fr./Fr.	6-5	248	Chancellor/Bob Oliver	Spotsylvania, Va.
99	DeAngelis, Nick	K	Jr./Jr.	5-8	160	Ramsey/Vic Tribuzio	Ramsey, N.J.

* - Letters won

^ - 5th-year senior



ALPHABETICAL ROSTER

NO.	NAME	POS.	CL./EL.	HT.	WT.	HIGH SCHOOL/COACH	HOMETOWN
2	Allen, Marcus ***	S	Sr./Sr.	6-2	207	Dr. Henry A. Wise, Jr./Dalawn Parrish	Upper Marlboro, Md.
8	Allen, Mark *	RB	Sr./Jr.	5-6	180	DeMatha/Elijah Brooks	Hyattsville, Md.
28	Apke, Troy ***	S	Sr./Sr.	6-1	198	Mount Lebanon/Mike Melnyk	Mt. Lebanon, Pa.
41	Arcangelo, Joe	TE	Jr./So.	6-4	252	Abington Heights/Joe Repshis	Clarks Summit, Pa.
90	Barber, Damion	DE	Fr./Fr.	6-3	245	Harrisburg/Calvin Everett	Harrisburg, Pa.
90	Barbir, Alex	K	So./Fr.	5-9	193	South Forsyth/Jeff Arnette	Cumming, Ga.
26	Barkley, Saquon **	RB	Jr./Jr.	5-11	230	Whitehall/Brian Gilbert	Coplay, Pa.
52	Bates, Ryan *	OL	Jr./So.	6-4	312	Archbishop Wood/Steve Devlin	Warrington, Pa.
13	Blacknall, Saeed ***	WR	Sr./Sr.	6-3	217	Manalapan/Ed Gurrieri	Manalapan, N.J.
47	Blair, Will	LB	So./Fr.	5-11	219	Hempfield/Ron Zeiber	Lancaster, Pa.
92	Bolds, Corey	DT	Fr./Fr.	6-3	285	Paramus Catholic/Dan Sabella	Paterson, N.J.
43	Bowen, Manny **	LB	Jr./Jr.	6-1	226	Barneget/Rob Davis	Barneget, N.J.
83	Bowers, Nick	TE/H	Jr./So.	6-4	268	Kittanning Senior/Frank Fabian	Kittanning, Pa.
13	Brooks, Ellis	LB	Fr./Fr.	6-1	235	Benedictine College Prep/Greg Lily	Mechanicsville, Va.
6	Brown, Cam *	LB	So./So.	6-5	227	The Bullis School/Patrick Cilento	Burtonsville, Md.
24	Brown, DJ	CB	Fr./Fr.	5-10	183	Creekside/Will Rogers	College Park, Ga.
32	Brown, Journey	RB	Fr./Fr.	5-11	200	Meadville/Ray Collins	Meadville, Pa.
19	Brown, Torrence **	DE	Sr./Jr.	6-3	257	Tuscaloosa Academy/Robert Johnson	Tuscaloosa, Ala.
97	Buchholz, Ryan *	DE	Jr./So.	6-6	275	Great Valley/Dan Ellis	Malvern, Pa.
20	Butler, Jabari	CB	Jr./Jr.	5-11	181	Abilene Christian University/Ken Collums	Potomac, Md.
40	Cabinda, Jason ***	LB	Sr./Sr.	6-1	234	Hunterdon Central/Matthew Perotti	Flemington, N.J.
94	Calcagno, Joe	SN	Fr./Fr.	6-0	253	Fenwick/Gene Nudo	Elmhurst, Ill.
1	Campbell, Christian ***	CB	Sr./Sr.	6-1	194	Central/Woodrow Lowe	Phenix City, Ala.
46	Castagna, Colin	DE	Jr./Jr.	6-4	257	Barrington/Joe Sanchez	Barrington, Ill.
5	Castro-Fields, Tariq	CB	Fr./Fr.	6-0	185	Riverdale Baptist School/Caesar Nettles	Upper Marlboro, Md.
11	Charles, Irvin *	WR	Jr./So.	6-4	217	Paul VI/John Doherty	Sicklerville, N.J.
56	Chavis, Tyrell *	DT	Sr./Sr.	6-3	308	Nassau C.C./Joe Osovet	Richmond, Va.
50	Chizmar, Max	LB	Fr./Fr.	6-2	221	Mars Area/Scott Heinauer	Mars, Pa.
14	Clifford, Sean	QB	Fr./Fr.	6-2	210	Saint Xavier/Steve Specht	Cincinnati, Ohio
33	Cooper, Jake **	LB	Jr./Jr.	6-1	234	Archbishop Wood/Steve Devlin	Doylestown, Pa.
52	Cothran, Curtis **	DT	Gr./Sr.	6-5	301	Council Rock North/Adam Collachi	Newtown, Pa.
41	Cothren, Parker ***	DT	Gr./Sr.	6-4	304	Hazel Green/Matthew Putnam	Huntsville, Ala.
98	Curry, Mike	LS	Jr./Jr.	6-0	230	Phillipsburg/Ryan Ditze	Phillipsburg, N.J.
80	Dalton, Danny	TE/H	So./Fr.	6-4	234	Marshfield/Lou Silva	Marshfield, Mass.
87	Darien, Dae'Lun	WR	So./Fr.	6-4	210	Dunbar/Lawrence Smith	Baltimore, Md.
12	Davis, Desi	CB	Sr./Jr.	5-11	181	Harrilton/Matthew Bahr	Ardmore, Pa.
95	Davis, Tyler **	K/P	Sr./Sr.	5-11	183	North/--	St. Charles, Ill.
39	Di Leo, Frank	LB	Jr./So.	5-9	222	Saint Ignatius College Prep/John O'Connor	Elmhurst, Ill.
99	DeAngelis, Nick	K	Jr./Jr.	5-8	160	Ramsey/Vic Tribuzio	Ramsey, N.J.
45	DuMond, Joe	LB	So./So.	5-11	241	St. Joseph's Prep/Gabe Infante	Philadelphia, Pa.
40	Eury, Nick	RB	So./Fr.	5-9	207	Lake-Lehman/Jerry Gilsky	Shavertown, Pa.
25	Faison-Walden, Brelin	LB	Fr./Fr.	6-1	212	Grimsley/Darrel Brown	Greensboro, N.C.
7	Farmer, Koa **	LB	Sr./Jr.	6-1	237	Notre Dame/Kevin Rooney	Lake View Terrace, Calif.
16	Fessler, Billy	QB	5-11	181	Erie Cathedral Prep/Mike Mischler	Erie, Pa.	
44	Franklin, Brailyn	LB	Fr./Fr.	6-2	204	Battlefield (Va.)/Jared Van Acker	Arlington, Texas
71	Fries, Will	OL	So./Fr.	6-6	305	Cranford/Erik Rosenmeier	Cranford, N.J.
51	Gellerstedt, Alex	OL	So./Fr.	6-6	304	Dublin Coffman/Mark Crabtree	Dublin, Ohio
88	Gesicki, Mike ***	TE/H	Sr./Sr.	6-6	250	Southern Regional/Chuck Donahue	Manahawkin, N.J.
93	Gillikin, Blake *	P/K	So./So.	6-2	195	The Westminster Schools/Gerry Romberg	Smyrna, Ga.
30	Givens, Kevin *	DT	Jr./So.	6-1	287	Altoona Area/John Franco	Altoona, Pa.
74	Gonzalez, Steven *	OL	Jr./So.	6-4	341	Union City/Wil Valdez	Union City, N.J.
99	Gross-Matos, Yetur	DE	Fr./Fr.	6-5	248	Chancellor/Bob Oliver	Spotsylvania, Va.
15	Haley, Grant ***	CB	Sr./Sr.	5-9	190	The Lovett School/Mike Muschamp	Atlanta, Ga.
5	Hamilton, DaeSean ***	WR	Gr./Sr.	6-1	206	Mountain View/Lou Sorrentino	Fredericksburg, Va.
1	Hamler, KJ	WR	Fr./Fr.	5-9	172	IMG Academy (Fla.)/Kevin Wright	Pontiac, Mich.
53	Hansard, Fred	DT	Fr./Fr.	6-3	310	The Hun School/Todd Smith	Burlington, N.J.
37	Hartlaub, Drew	S	Fr./Fr.	5-11	180	South Western/Chris Heilman	Hanover, Pa.
12	Hippenhammer, Mac	WR	Fr./Fr.	5-11	178	R. Nelson Snider/Kurt Tippmann	Fort Wayne, Ind.
86	Hodgens, Cody	WR	Gr./Sr.	5-7	173	Robinson/Mike DePue	Wesley Chapel, Fla.
83	Hoestine, Alex	WR	Fr./Fr.	6-1	178	Central/Dave Baker	East Freedom, Pa.
18	Holland, Jonathan *	TE/H	Jr./So.	6-4	248	The Bullis School/Patrick Cilento	Brandywine, Md.
75	Holmes, Des	OL	Fr./Fr.	6-5	319	Cardinal O'Hara/BJ Hogan	Norristown, Pa.
96	Iyke, Immanuel	DT	Jr./So.	6-2	298	Parsippany Hills/Dave Albano	Hackettstown, N.J.
76	Jenkins, Sterling	OL	Jr./So.	6-8	336	Baldwin/Pete Wagner	Pittsburgh, Pa.
3	Johnson, Donovan	CB	Fr./Fr.	5-9	180	Cass Tech/Thomas Wilcher	Detroit, Mich.
36	Johnson, Jan	LB	Jr./So.	6-2	234	Governor Mifflin/Dominic Vecchio	Mohnton, Pa.
84	Johnson, Juwan *	WR	Jr./So.	6-4	226	Glassboro/Mark Maccarone	Glassboro, N.J.
42	Jordan, Ellison	DT	So./Fr.	6-0	293	Gilman School/Biff Poggi	Upper Marlboro, Md.
49	Joseph, Daniel	DE	So./Fr.	6-3	250	Lake Forest Academy (Ill.)/Robin Bowkett	Brampton, Ontario, Canada



ALPHABETICAL ROSTER [CONT.]

NO.	NAME	POS.	CL./EL.	HT.	WT.	HIGH SCHOOL/COACH	HOMETOWN
68	Kelly, Hunter	OL	So./Fr.	6-2	300	Neshaminy/Steve Wilmot	Langhorne, Pa.
97	Landis, Carson	K/P	Fr./Fr.	6-2	198	Emmaus/Harold Fairclough	Macungie, Pa.
85	Lutz, Isaac	WR	So./Fr.	5-11	181	Berks Catholic/Rick Keeley	Reading, Pa.
70	Mahon, Brendan ***	OL	Sr./Sr.	6-4	318	Randolph/Joe Lusardi	Randolph, N.J.
72	Martin, Robbie	OL	Fr./Fr.	6-4	284	Saint Joseph Regional/Augie Hoffmann	Sparta, N.J.
89	Maxwell, Colton	WR	So./Fr.	6-0	190	Northampton/Mark Scisly	Northampton, Pa.
66	McGovern, Connor *	OL	So./So.	6-5	312	Lake-Lehman/Jerry Gilsky	Larksville, Pa.
39	McPhearson, Josh	RB	Sr./Sr.	5-10	197	Annapolis Area Christian/Ken Lucas	Columbia, Md.
14	McPhearson, Zech	CB	So./Fr.	5-11	182	Riverdale Baptist School/Caesar Nettles	Columbia, Md.
9	McSorley, Trace **	QB	Sr./Jr.	6-0	195	Briar Woods/Charlie Pierce	Ashburn, Va.
62	Menet, Michal	OL	So./Fr.	6-4	301	Exeter Township Senior/Matt Bauer	Birdsboro, Pa.
9	Miller, Jarvis *	LB	Jr./So.	6-2	222	Windsor Locks/Suffield/East Granby/Jason Qua	Suffield, Conn.
48	Miller, Shareef *	DE	Jr./So.	6-5	257	George Washington/Ronald Cohen	Philadelphia, Pa.
73	Miranda, Mike	OL	Fr./Fr.	6-3	303	Stow-Munroe Falls/Mark Nori	Stow, Ohio
23	Monroe, Ayrton *	S	Jr./So.	5-11	207	Saint Johns College H.S./Joe Patterson	Largo, Md.
35	Neff, Justin	S	Fr./Fr.	6-1	187	Central Mountain/James Renninger	Mill Hall, Pa.
59	Nelson, Andrew ***	OL	Gr./Sr.	6-6	305	Hershey/Mark Painter	Hershey, Pa.
21	Oruwariye, Amani **	CB	Sr./Jr.	6-1	209	Gaither/Jason Stokes	Tampa, Fla.
89	Pancoast, Tom *	TE/H	Sr./Sr.	6-3	242	Unionville/Pat Clark	West Chester, Pa.
92	Pasquariello, Daniel **	P	Gr./Sr.	6-1	201	Xavier College HS/--	Melbourne, Victoria, Australia
16	Petrishen, John	S	Jr./So.	6-0	211	Pittsburgh Central Catholic/Terry Totten	Lower Burrell, Pa.
10	Polk, Brandon *	WR	Jr./So.	5-9	175	Briar Woods/Charlie Pierce	Ashburn, Va.
58	Presta, Evan	DT	Fr./Fr.	6-3	266	Cathedral Prep/Mike Mischler	Erie, Pa.
29	Reid, John **	CB	Jr./Jr.	5-10	187	St. Joseph's Prep (Pa.)/Gabe Infante	Mount Laurel, N.J.
6	Robinson, Andre	RB	Jr./So.	5-9	223	Bishop McDevitt/Jeff Weachter	Mechanicsburg, Pa.
24	Sanders, Miles *	RB	So./So.	5-11	215	Woodland Hills/George Novak	Pittsburgh, Pa.
4	Scott, Nick **	S	Sr./Jr.	5-11	199	Fairfax/Kevin Simonds	Fairfax, Va.
55	Shelton, Antonio	DT	So./Fr.	6-2	302	Westerville-North/Rodger Elander	Westerville, Ohio
82	Shoop, Tyler	WR	Jr./So.	5-11	185	Father Ryan/Bruce Lussier	Nashville, Tenn.
79	Shuman, Charlie	OL	Sr./Jr.	6-8	316	Pittsford Sutherland/Keith Molinich	Pittsford, N.Y.
15	Shuster, Michael	QB	So./Fr.	6-2	209	Camp Hill/Frank Gay	Camp Hill, Pa.
34	Simmons, Shane	DE	So./Fr.	6-3	250	DeMatha/Elijah Brooks	Laurel, Md.
64	Simpson, Zach *	OL	Jr./So.	6-3	301	Holidaysburg Area/Homer DeLattre	Holidaysburg, Pa.
47	Smith, Brandon *	LB	Gr./Sr.	6-0	231	Lewisburg/Jeremy Winn	Winfield, Pa.
2	Stevens, Tommy	QB	Jr./So.	6-5	228	Decatur Central/Justin Dixon	Indianapolis, Ind.
91	Stoll, Chris	SN	Fr./Fr.	6-2	251	St. Francis DeSales/Ryan Wiggins	Westerville, Ohio
81	Sullivan-Brown, Cam	WR	Fr./Fr.	6-0	187	Saint Vincent Pallotti/Ian Thomas	Bowie, Md.
26	Sutherland, Jonathan	S	Fr./Fr.	5-11	200	Episcopal (Va.)/Panos Voulgaris	Ottawa, Ontario, Canada
17	Taylor, Garrett *	S	Jr./So.	6-0	197	Saint Christopher's/Lance Clelland	Richmond, Va.
20	Thomas, Johnathan	RB	Sr./Jr.	5-11	216	St. John's Prep/Jim O'Leary	Peabody, Mass.
3	Thompkins, DeAndre **	WR	Sr./Jr.	5-11	187	Swansboro/Tim Laspada	Hubert, N.C.
61	Thorpe, C.J.	OL	Fr./Fr.	6-3	329	Central Catholic/Terry Totten	Glenshaw, Pa.
18	Toney, Shaka	DE	So./Fr.	6-3	233	Imhotep Charter/Albie Crosby	Philadelphia, Pa.
32	Vallone, Mitchell	S	Sr./Sr.	5-9	201	Elk County Catholic/Travis Skrzypek	Johnsonburg, Pa.
98	Vasey, Dan	DL/LS	Fr./Fr.	6-4	250	Wallenpaupack/Mark Watson	Lackawaxen, Pa.
96	Vasey, Kyle	SN	Sr./Jr.	6-2	234	Wallenpaupack/Mark Watson	Hawley, Pa.
51	Vranic, Jason	LB	Sr./Jr.	6-0	222	Erie C.C./Scott Pilkey	Wheatfield, N.Y.
38	Wade, Lamont	CB	Fr./Fr.	5-9	196	Clairton/Wayne Wade	Clairton, Pa.
31	Welde, Christopher	WR	Jr./So.	5-7	167	Council Rock North/Adam Collachi	Newtown, Pa.
80	Weller, Justin	WR	Fr./Fr.	6-0	187	Wilson/Doug Dahms	Sinking Spring, Pa.
54	Windsor, Robert *	DT	Jr./So.	6-4	303	Fond Du Lac/Mike Gnewuch	Fond Du Lac, Wis.
77	Wright, Chasz **	OL	Sr./Jr.	6-7	358	Milford Academy/Bill Chaplick	Woodbridge, Va.
7	Zembiec, Jake	QB	So./Fr.	6-3	219	Aquinas Institute/Chris Battaglia	Rochester, N.Y.

* - Letters won

^ - 5th-year senior



RECORD WATCH

RUSHING

RUSHING YARDAGE, CAREER

1.	3,932	Evan Royster, 2007-10
2.	3,629	Saquon Barkley, 2015-pres.
3.	3,398	Curt Warner, 1979-82
4.	3,320	Tony Hunt, 2003-06
5.	3,301	Blair Thomas, 1985-87, 89
6.	3,256	Curtis Enis, 1995-97
7.	3,227	D.J. Dozier, 1983-86
8.	2,953	Larry Johnson, 1999-2002
9.	2,934	Lydell Mitchell, 1969-71
10.	2,829	Ki-Jana Carter, 1992-94

RUSHING YARDAGE, SEASON

1.	2,087	Larry Johnson, 2002
2.	1,567	Lydell Mitchell, 1971
3.	1,539	Ki-Jana Carter, 1994
4.	1,522	John Cappelletti, 1973
5.	1,496	<i>Saquon Barkley, 2016</i>
6.	1,414	Blair Thomas, 1987
7.	1,386	Tony Hunt, 2006
8.	1,363	Curtis Enis, 1997
9.	1,341	Blair Thomas, 1989
10.	1,329	Rodney Kinlaw, 2007
11.	1,241	Silas Redd, 2011
12.	1,236	Evan Royster, 2008
13.	1,210	Curtis Enis, 1996
14.	1,169	Evan Royster, 2009
15.	1,117	John Cappelletti, 1972
16.	1,082	Lenny Moore, 1954
17.	1,076	<i>Saquon Barkley, 2015</i>
18.	1,057	Saquon Barkley, 2017
19.	1,047	Tony Hunt, 2005
20.	1,044	Curt Warner, 1981
21.	1,041	Curt Warner, 1982
22.	1,026	Ki-Jana Carter, 1993
23.	1,014	Evan Royster, 2010
24.	1,002	D.J. Dozier, 1983
25.	1,000	Zach Zwinak, 2012

RUSHING YARDAGE, GAME

1.	327	Larry Johnson at Indiana, 2002
2.	279	Larry Johnson vs. Illinois, 2002
3.	279	Larry Johnson vs. Michigan State, 2002
4.	257	Larry Johnson vs. Northwestern, 2002
5.	256	Curt Warner at Syracuse, 1981
6.	250	Shorty Miller vs. Carnegie Tech, 1913
7.	243	Bob Pollard at Rutgers, 1951
8.	241	Curtis Enis vs. USC, 1996
9.	239	Bob Campbell vs. Syracuse, 1968
10.	238	Curt Warner at Nebraska, 1981
11.	227	Ki-Jana Carter vs. Michigan State, 1994
12.	225	Matt Suhey vs. Army, 1979
13.	220	John Cappelletti vs. N.C. State, 1973
14.	214	Blair Thomas vs. Notre Dame, 1987
15.	211	Lydell Mitchell at Iowa, 1971
16.	211	Curtis Enis vs. Ohio State, 1997
17.	211	Eric McCoo vs. Ohio State, 1999
18.	211	Saquon Barkley at Iowa, 2017
19.	210	Ki-Jana Carter at Minnesota, 1994
20.	209	Lydell Mitchell vs. Maryland, 1971
21.	208	Shelly Hammonds at Boston College, 1990
22.	207	<i>Saquon Barkley at Purdue, 2016</i>
23.	206	Eric McCoo vs. Michigan State, 1998
24.	204	John Cappelletti vs. Ohio U., 1973
25.	202	John Cappelletti at Maryland, 1973
26.	202	<i>Saquon Barkley vs. Maryland, 2016</i>
27.	201	Bill Belton vs. Illinois, 2013

200-YARD RUSHING GAMES, CAREER

1.	4	Larry Johnson, 1999-2002
2.	3	John Cappelletti, 1972-73
3.	3	Saquon Barkley, 2015-pres.
4.	2	Lydell Mitchell, 1969-71
2		Curt Warner, 1979-82
2		Ki-Jana Carter, 1992-94
2		Curtis Enis, 1995-97
2		Eric McCoo, 1998-2001

100-YARD RUSHING GAMES, CAREER

1.	18	Curt Warner, 1979-82
2.	17	Ki-Jana Carter, 1992-94
17		Curtis Enis, 1995-97
17		Blair Thomas, 1985-87, 89
5.	15	Tony Hunt, 2003-06
15		Lydell Mitchell, 1969-71
15		Evan Royster, 2007-10
8.	14	Saquon Barkley, 2015-pres.
9.	13	John Cappelletti, 1972-73
10.	12	Lenny Moore, 1953-55

RUSHING TOUCHDOWNS, CAREER

1.	39	Saquon Barkley, 2015-pres.
2.	38	Lydell Mitchell, 1969-71
3.	36	Curtis Enis, 1995-97
4.	34	Ki-Jana Carter, 1992-94
5.	30	Charlie Pittman, 1967-69
6.	29	John Cappelletti, 1972-73
29		Richie Anderson, 1989-92
29		Evan Royster, 2007-10
9.	26	Matt Suhey, 1976-79
26		Larry Johnson, 1999-2002

RUSHING TOUCHDOWNS, SEASON

1.	26	Lydell Mitchell, 1971
2.	23	Ki-Jana Carter, 1994
3.	20	Larry Johnson, 2002
4.	19	Curtis Enis, 1997
5.	18	Richie Anderson, 1992
18		<i>Saquon Barkley, 2016</i>
7.	17	John Cappelletti, 1973
8.	14	Charlie Pittman, 1968
14		Saquon Barkley, 2017
10.	13	Bull McCleary, 1907
13		Harry Robb, 1917
13		Curtis Enis, 1996
13.	12	John Cappelletti, 1972
12		Evan Royster, 2008
12		Zach Zwinak, 2013
16.	11	Lenny Moore, 1954
11		Blair Thomas, 1987
11		Tony Hunt, 2006
19.	10	Charlie Pittman, 1969
10		D.J. Dozier, 1986
10		Richie Anderson, 1991
10		Rodney Kinlaw, 2007
10		Trace McSorley, 2017

LONGEST RUSHING PLAYS

1.	92 (Not a TD)	Blair Thomas, vs. Syracuse 1986
92		Bill Belton at Indiana, 2014
3.	90	Bill Suter at Navy, 1894
4.	87	Bob Campbell vs. Syracuse, 1968
5.	86	Bob Riggle at West Virginia, 1964
6.	84	Chafie Fields vs. Texas, 1997 Fiesta
84		Larry Johnson vs. Illinois, 2002
8.	83	Ki-Jana Carter vs. Oregon, 1995 Rose
9.	81	<i>Saquon Barkley at Purdue, 2016</i>
81		8 tied
10.	80	Saquon Barkley vs. Akron, 2017
18.	79	Sparky Brown vs. Bucknell, 1942
79		Lenny Moore at Pittsburgh, 1953
79		<i>Saquon Barkley vs. USC, 2016</i>

QB RUSHING ATTEMPTS, SEASON

1.	163	Michael Robinson, 2005
2.	146	<i>Trace McSorley, 2016</i>
3.	125	Trace McSorley, 2017
4.	112	Rashard Casey, 2000
5.	107	Michael Robinson, 2003
6.	102	John Hufnagel, 1972
7.	93	Christian Hackenberg, 2014
8.	87	Zack Mills, 2002
9.	84	Daryll Clark, 2009

QB RUSHING YARDS, SEASON

1.	806	Michael Robinson, 2005
2.	396	Michael Robinson, 2003
3.	395	Trace McSorley, 2017
4.	365	<i>Trace McSorley, 2016</i>
5.	346	John Hufnagel, 1971
6.	315	Rashard Casey, 2000
7.	290	Rashard Casey, 1999
8.	282	Daryll Clark, 2008
9.	263	Michael Robinson, 2002
10.	211	Daryll Clark, 2009
11.	201	Zack Mills, 2002
12.	198	<i>Tommy Stevens, 2016</i>
13.	187	Zack Mills, 2001
14.	179	Doug Strang, 1984

QB RUSHING TOUCHDOWNS, CAREER

1.	22	Daryll Clark, 2007-09
2.	20	Michael Robinson, 2002-05
3.	17	Trace McSorley, 2015-pres.
4.	13	John Hufnagel, 1970-72
5.	11	Zack Mills, 2001-04
6.	10	Todd Blackledge, 1980-82
10		Rashard Casey, 1997-2000
8.	8	Doug Strang, 1981-84
9.	7	Matt McGloin, 2009-12
7		John Shaffer, 1983-86

QB RUSHING TOUCHDOWNS, SEASON

1.	11	Michael Robinson, 2005
2.	10	Daryll Clark, 2008
10		Trace McSorley, 2017
4.	7	<i>Trace McSorley, 2016</i>
7		<i>Trace McSorley, 2016</i>
6.	6	John Hufnagel, 1972
6		Michael Robinson, 2002
8.	5	Todd Blackledge, 1981
5		Doug Strang, 1983
5		Rashard Casey, 1999
5		Rashard Casey, 2000
5		Matt McGloin, 2012

PASSING

PASSING YARDS, CAREER

1.	8,457	Christian Hackenberg, 2013-15
2.	7,212	Zack Mills, 2001-04
3.	6,790	Trace McSorley, 2015-pres.
4.	6,390	Matt McGloin, 2009-12
5.	5,869	Tony Sacca, 1988-91
6.	5,742	Daryll Clark, 2006-09
7.	5,382	Chuck Fusina, 1975-78
8.	5,304	Kerry Collins, 1991-94
9.	5,275	Anthony Morelli, 2004-07
10.	4,812	Todd Blackledge, 1980-82

PASSING YARDS, SEASON

1.	3,614	<i>Trace McSorley, 2016</i>
2.	3,271	Matt McGloin, 2012
3.	3,003	Daryll Clark, 2009
4.	2,991	Trace McSorley, 2017
5.	2,977	Christian Hackenberg, 2014
6.	2,955	Christian Hackenberg, 2013
7.	2,679	Kerry Collins, 1994
8.	2,651	Anthony Morelli, 2007
9.	2,592	Daryll Clark, 2008
10.	2,525	Christian Hackenberg, 2015

PASSING YARDAGE, GAME

1.	454	Christian Hackenberg vs. UCF, 2014
2.	399	Zack Mills vs. Iowa, 2002
3.	395	Matt McGloin vs. Indiana, 2012
4.	384	<i>Trace McSorley vs. Wisconsin, 2016</i>
5.	381	Trace McSorley at Michigan State, 2017
6.	379	Michael Robinson vs. Wisconsin, 2003
7.	376	<i>Trace McSorley vs. Michigan State, 2016</i>
8.	371	Christian Hackenberg vs. Boston Coll., 2014
9.	366	Mike McQueary vs. Pitt, 1997
10.	358	Todd Blackledge at Miami (Fla.), 1981
11.	353	Daryll Clark vs. Akron, 2009
12.	352	Kerry Collins at Michigan State, 1993
13.	341	Daryll Clark vs. Michigan State, 2008
14.	340	Christian Hackenberg at Indiana, 2013
15.	339	Christian Hackenberg at Wisconsin, 2013
16.	335	<i>Trace McSorley vs. Minnesota, 2016</i>
17.	332	<i>Trace McSorley at Pitt, 2016</i>
332		<i>Trace McSorley at Indiana, 2016</i>
19.	328	Kerry Collins vs. Rutgers, 1994
20.	327	Matt McGloin vs. Ohio State, 2012
21.	325	Trace McSorley vs. Nebraska, 2017
22.	321	Matt McGloin at Purdue, 2012
23.	319	Christian Hackenberg vs. Akron, 2014
24.	318	Matt McGloin vs. Temple, 2012
25.	317	Kerry Collins at BYU, 1992

LONGEST PASS PLAYS

1.	92	Bob Higgins from Bill Hess at Pitt, 1919
2.	86	Jim Scott from Steve Joachim at Navy, 1971
3.	85	Saquon Barkley from Trace McSorley vs. Georgia St., 2017
4.	82	Eric Hamilton from Matt Krizner vs. Pitt, 1986
5.	82	Freddie Scott from Kerry Collins vs. Rutgers, 1994
6.	80	Paul Johnson from Tom Sherman at Maryland, 1967
80		Dean DiMidio from Doug Strang vs. Alabama, 1983
80		Stephon Green from Pat Devin vs. Michigan, 2008
80		Derek Moye from Rob Bolden vs. Illinois, 2010
80		<i>Irvin Charles from Trace McSorley vs. Minnesota, 2016</i>

300-YARD PASSING GAMES, CAREER

1.	9	Christian Hackenberg, 2013-15
9		Trace McSorley, 2015-pres.
3.	6	Matt McGloin, 2009-12
4.	4	Kerry Collins, 1991-94
5.	3	Daryll Clark, 2006-09

300-YARD PASSING GAMES, SEASON

1.	5	<i>Trace McSorley, 2016</i>
2.	4	Matt McGloin, 2012
4		Christian Hackenberg, 2013
4		Christian Hackenberg, 2014
4		Trace McSorley, 2017
6.	2	Kerry Collins, 1994
2		Daryll Clark, 2009

200-YARD PASSING GAMES, CAREER

1.	21	Christian Hackenberg, 2013-15
2.	20	Trace McSorley, 2015-pres.
3.	18	Matt McGloin, 2009-12
4.	16	Kerry Collins, 1991-94
16		Zack Mills, 2001-04
6.	14	Daryll Clark, 2006-09
7.	11	Chuck Fusina, 1975-78
11		Tony Sacca, 1988-91
11		Anthony Morelli, 2004-07
10.	9	Todd Blackledge, 1980-82
9		Wally Richardson, 1992, 94-96

200-YARD PASSING GAMES, SEASON

1.	11	Matt McGloin, 2012
11		<i>Trace McSorley, 2016</i>
3.	10	Kerry Collins, 1994
4.	9	Christian Hackenberg, 2013
9		Trace McSorley, 2017
6.	8	Daryll Clark, 2009
7.	7	Todd Blackledge, 1982
7		Michael Robinson, 2005
7		Anthony Morelli, 2007
10.	6	Tony Sacca, 1991
6		Wally Richardson, 1995
6		Mike McQueary, 1997
6		Daryll Clark, 2008
6		Christian Hackenberg, 2014
6		Christian Hackenberg, 2015

RECORD WATCH

PASS COMPLETIONS, CAREER

- 693 Christian Hackenberg, 2013-15
- 606 Zack Mills, 2001-04
- 513 Matt McGloin, 2009-12
- 474 Trace McSorley, 2015-pres.**
- 460 Anthony Morelli, 2004-07
- 444 Daryll Clark, 2006-09
- 401 Tony Sacca, 1988-91
- 378 Wally Richardson, 1992, 94-96
- 371 Chuck Fusina, 1975-78
- 370 Kerry Collins, 1991-94

PASS COMPLETIONS, SEASON

- 270 Matt McGloin, 2012
- 270 Christian Hackenberg, 2014
- 234 Anthony Morelli, 2007
- 232 Daryll Clark, 2009
- 231 Christian Hackenberg, 2013
- 230 Trace McSorley, 2017**
- 224 Trace McSorley, 2016
- 208 Anthony Morelli, 2006
- 193 Wally Richardson, 1995
- 192 Daryll Clark, 2008
- 192 Christian Hackenberg, 2015

PASS ATTEMPTS, CAREER

- 1,235 Christian Hackenberg, 2013-15
- 1,082 Zack Mills, 2001-04
- 894 Matt McGloin, 2009-12
- 824 Tony Sacca, 1988-91
- 821 Anthony Morelli, 2004-07
- 814 Zack Mills, 2001-04
- 780 Trace McSorley, 2015-pres.**
- 738 Daryll Clark, 2006-09
- 692 Wally Richardson, 1992, 94-96
- 665 Chuck Fusina, 1975-78

PASS ATTEMPTS, SEASON

- 484 Christian Hackenberg, 2014
- 446 Matt McGloin, 2012
- 402 Anthony Morelli, 2007
- 392 Christian Hackenberg, 2013
- 387 Trace McSorley, 2016**
- 386 Anthony Morelli, 2006
- 381 Daryll Clark, 2009
- 359 Christian Hackenberg, 2015
- 353 Trace McSorley, 2017**
- 335 Wally Richardson, 1995

PASSING TOUCHDOWNS, CAREER

- 55 Trace McSorley, 2015-pres.**
- 48 Christian Hackenberg, 2013-15
- 46 Matt McGloin, 2009-12
- 43 Daryll Clark, 2006-09
- 41 Todd Blackledge, 1980-82
- 41 Tony Sacca, 1988-91
- 41 Zack Mills, 2001-04
- 39 Kerry Collins, 1991-94
- 37 Chuck Fusina, 1975-78
- 31 Anthony Morelli, 2004-07

PASSING TOUCHDOWNS, SEASON

- 29 Trace McSorley, 2016
- 24 Daryll Clark, 2009
- 24 Matt McGloin, 2012
- 24 Trace McSorley, 2017**
- 22 Todd Blackledge, 1982
- 21 Tony Sacca, 1991
- 21 Kerry Collins, 1994
- 20 Christian Hackenberg, 2013
- 19 Doug Strang, 1983
- 19 Anthony Morelli, 2007
- 19 Daryll Clark, 2008

PASSING TOUCHDOWNS, GAME

- 5 Tony Sacca vs. Georgia Tech, 1991
- 5 Rashard Casey vs. La. Tech, 2000
- 4 Tom Sherman vs. Pittsburgh, 1967
- 4 Chuck Fusina vs. Syracuse, 1978
- 4 Todd Blackledge vs. Temple, 1982
- 4 Todd Blackledge vs. Maryland, 1982
- 4 Todd Blackledge vs. Rutgers, 1982
- 4 John Sacca vs. Minnesota, 1993
- 4 Kerry Collins vs. Rutgers, 1993
- 4 Wally Richardson vs. Auburn, 1995
- 4 Zack Mills vs. Iowa, 2002
- 4 Michael Robinson at Illinois, 2005
- 4 Anthony Morelli vs. Buffalo, 2007
- 4 Daryll Clark vs. Michigan State, 2008
- 4 Matt McGloin vs. Northwestern, 2010
- 4 Matt McGloin vs. Navy, 2012
- 4 Matt McGloin vs. Indiana, 2012
- 4 Christian Hackenberg at Wisconsin, 2013
- 4 Christian Hackenberg vs. Boston Coll., 2014
- 4 Trace McSorley vs. Michigan State, 2016
- 4 Trace McSorley vs. Wisconsin, 2016
- 4 Trace McSorley vs. USC, 2016
- 4 Trace McSorley vs. Georgia State, 2017**

PASSING TD PERCENTAGE, CAREER

- 9.14 Elwood Petchel, 1946-48
- 7.67 Tom Shuman, 1972-74
- 7.17 Mike McQueary, 1994-97
- 7.05 Trace McSorley, 2015-pres.**
- 6.76 Galen Hall, 1959-61
- 6.76 Pete Liske, 1961-63
- 6.48 John Sacca, 1992-93
- 6.37 John Hufnagel, 1970-72
- 6.23 Todd Blackledge, 1980-82
- 5.94 Kerry Collins, 1991-94

PASSING TD PERCENTAGE, SEASON

- 8.08 Tom Shuman, 1973
- 7.95 Kerry Collins, 1994
- 7.85 Kevin Thompson, 1999
- 7.53 Todd Blackledge, 1982
- 7.49 Trace McSorley, 2016
- 7.41 Pete Liske, 1962
- 7.35 John Hufnagel, 1971
- 7.34 Doug Strang, 1983
- 7.19 Tony Sacca, 1991
- 6.94 John Hufnagel, 1972
- 6.79 Trace McSorley, 2017**

YARDS PER PASS ATTEMPT, CAREER

- 8.89 Mike McQueary, 1994-97
- 8.71 Trace McSorley, 2015-pres.**
- 8.69 John Hufnagel, 1970-72
- 8.09 Chuck Fusina, 1975-78
- 8.07 Kerry Collins, 1991-94
- 8.01 Tom Shuman, 1972-74
- 7.78 Daryll Clark, 2006-09
- 7.49 Kevin Thompson, 1996-99
- 7.46 Tom Sherman, 1965-67
- 7.31 Todd Blackledge, 1980-82

YARDS PER PASS ATTEMPT, SEASON

- 10.15 Kerry Collins, 1994
- 9.44 John Hufnagel, 1972
- 9.33 Trace McSorley, 2016
- 9.03 Chuck Fusina, 1977
- 9.00 Milt Plum, 1956
- 8.71 John Hufnagel, 1971
- 8.67 Mike McQueary, 1997
- 8.54 Tom Shuman, 1973
- 8.52 Tony Sacca, 1991
- 8.47 Trace McSorley, 2017**

PASSING EFFICIENCY, CAREER

- 153.1 Trace McSorley, 2015-pres.**
- 145.6 Mike McQueary, 1994-97
- 140.8 John Hufnagel, 1970-72
- 140.4 Daryll Clark, 2006-09
- 137.3 Kerry Collins, 1991-94
- 136.7 Tom Shuman, 1972-74
- 132.5 Chuck Fusina, 1975-78
- 128.3 Matt McGloin, 2009-12
- 127.7 Pete Liske, 1961-63
- 127.0 Tom Bill, 1987-90

PASSING EFFICIENCY, SEASON

- 172.9 Kerry Collins, 1994
- 156.9 Trace McSorley, 2016
- 154.2 Trace McSorley, 2017**
- 151.8 John Hufnagel, 1971
- 149.8 Tony Sacca, 1991
- 148.0 John Hufnagel, 1972
- 146.4 Chuck Fusina, 1977
- 145.0 Mike McQueary, 1997
- 143.7 Tom Shuman, 1973
- 143.4 Daryll Clark, 2008

INT. PERCENTAGE, CAREER

- 2.02 Wally Richardson, 1992, 94-96
- 2.05 Trace McSorley, 2015-pres.**
- 2.10 Matt McGloin, 2009-12
- 2.14 Anthony Morelli, 2004-07
- 2.17 Daryll Clark, 2006-09
- 2.31 John Sacca, 1992-93
- 2.31 Anthony Morelli, 2004-07
- 2.51 Christian Hackenberg, 2013-15
- 2.82 Pete Liske, 1961-63
- 2.83 Rashard Casey, 1997-2000

INT. PERCENTAGE, SEASON

- 1.12 Matt McGloin, 2012
- 1.46 Kerry Collins, 1992
- 1.67 Christian Hackenberg, 2015
- 1.71 Tony Sacca, 1991
- 1.79 Wally Richardson, 1995
- 1.86 Daryll Clark, 2008
- 1.94 John Sacca, 1992
- 1.96 John Shaffer, 1986
- 2.07 Anthony Morelli, 2006
- 2.07 Trace McSorley, 2016
- 2.27 Trace McSorley, 2017**

COMPLETION PERCENTAGE, CAREER
(Minimum 300 attempts)

- .608 Trace McSorley, 2015-pres.**
- .602 Daryll Clark, 2006-09
- .574 Matt McGloin, 2009-12
- .563 Kerry Collins, 1991-94
- .561 Christian Hackenberg, 2013-14
- .560 Zack Mills, 2001-04
- .560 Anthony Morelli, 2004-07
- .559 Chuck Fusina, 1975-78
- .557 Mike McQueary, 1995-97
- .551 John Hufnagel, 1970-72

COMPLETION PERCENTAGE, SEASON
(Minimum 100 attempts)

- .667 Kerry Collins, 1994
- .652 Trace McSorley, 2017**
- .632 John Hufnagel, 1971
- .609 Daryll Clark, 2009
- .605 Matt McGloin, 2012
- .598 Daryll Clark, 2008
- .589 Christian Hackenberg, 2013
- .582 Anthony Morelli, 2007
- .580 Rob Bolden, 2010
- .579 Trace McSorley, 2016

RECEIVING

RECEIVING YARDAGE, CAREER

- 3,026 Bobby Engram, 1991, 93-95
- 2,771 Deon Butler, 2005-08
- 2,673 DaeSean Hamilton, 2014-pres.**
- 2,474 Allen Robinson, 2011-13
- 2,421 Chris Godwin, 2014-16
- 2,395 Derek Moye, 2008-11
- 2,015 Jordan Norwood, 2005-08
- 2,008 Bryant Johnson, 1999-2002
- 2,006 Kenny Jackson, 1980-83
- 1,988 O.J. McDuffie, 1988-92
- 1,894 Joe Jurevicius, 1994-97
- 1,837 Jack Curry, 1965-67
- 1,825 Terry Smith, 1988-91
- 1,743 Derrick Williams, 2005-08
- 1,702 Tony Johnson, 2000-03
- 1,520 Freddie Scott, 1993-95
- 1,437 Chafie Fields, 1996-99
- 1,384 Mike Gesicki, 2014-pres.**
- 1,343 Ted Kwalick, 1966-68
- 1,263 Scott Fitzkee, 1975-78
- 1,222 David Daniels, 1988-90
- 1,181 Geno Lewis, 2013-15
- 1,153 Saquon Barkley, 2015-pres.**
- 1,146 Andrew Quarless, 2006-09
- 1,132 Eddie Drummond, 1998-2001
- 1,058 Jimmy Cefalo, 1974-77
- 1,047 Justin Brown, 2009-11
- 1,038 Dan Natale, 1972-74
- 1,016 Mickey Shuler, 1975-77
- 1,005 Jesse James, 2012-14
- 940 Saeed Blacknall, 2014-pres.**
- 829 DeAndre Thompkins, 2015-pres.**

RECEIVING YARDAGE, SEASON

- 1,432 Allen Robinson, 2013
- 1,101 Chris Godwin, 2015
- 1,084 Bobby Engram, 1995
- 1,029 Bobby Engram, 1994
- 1,013 Allen Robinson, 2012
- 982 Chris Godwin, 2016
- 977 O.J. McDuffie, 1992
- 973 Freddie Scott, 1994
- 917 Bryant Johnson, 2002
- 899 DaeSean Hamilton, 2014
- 873 Bobby Engram, 1993
- 869 Joe Jurevicius, 1996
- 866 Bryant Johnson, 2001
- 846 Terry Smith, 1991
- 817 Joe Jurevicius, 1997
- 810 Deon Butler, 2008
- 790 O.J. McDuffie, 1991
- 785 Derek Moye, 2009
- 751 Geno Lewis, 2014
- 697 Kenny Jackson, 1982
- 688 DaeSean Hamilton, 2017**
- 590 Saquon Barkley, 2017**

RECEIVING YARDAGE, GAME

- 216 Deon Butler vs. Northwestern, 2006
- 212 O.J. McDuffie vs. Boston College, 1992
- 203 Bobby Engram at Purdue, 1995
- 200 Bobby Engram vs. Rutgers, 1994
- 197 Allen Robinson vs. Indiana, 2012
- 187 Chris Godwin vs. USC, 2016
- 177 Chafie Fields at Miami (Fla.), 1999
- 175 Bobby Engram at Rutgers, 1993
- 173 Allen Robinson at Indiana, 2015
- 173 Allen Robinson at Ohio State, 2013
- 173 Geno Lewis vs. UCF, 2014
- 169 Bobby Engram vs. Michigan St., 1994
- 165 Terry Smith at USC, 1991
- 165 Bobby Engram vs. Minnesota, 1993
- 165 Allen Robinson vs. Illinois, 2013
- 165 DaeSean Hamilton vs. UCF, 2014
- 158 Kenny Jackson at Pittsburgh, 1981
- 158 Derek Moye at Indiana, 2011
- 156 Joe Jurevicius at Indiana, 1996
- 155 Len Krouse at Syracuse, 1940
- 155 Saeed Blacknall vs. Wisconsin, 2016

RECORD WATCH

100-YD RECEIVING GAMES, CAREER

- 16 Bobby Engram, 1991, 93-95
- 10 Allen Robinson, 2011-2013
- 9 Joe Jurevicius, 1994-97
- 9 Chris Godwin, 2014-16
- 8 Bryant Johnson, 1999-02
- 7 O.J. McDuffie, 1988-92
- 7 DaeSean Hamilton, 2014-pres.**
- 6 Deon Butler, 2005-08
- 6 Kenny Jackson, 1980-83
- 6 Derek Moye, 2008-11
- 6 Freddie Scott, 1993-95
- 5 Terry Smith, 1988-91
- 4 Ted Kwalick, 1966-68
- 4 Jordan Norwood, 2005-08
- 3 Eight Tied
- 3 Saeed Blacknall, 2015-pres.**
- 2 Seven Tied

100-YD RECEIVING GAMES, SEASON

- 8 Allen Robinson, 2013
- 6 Bobby Engram, 1993
- 6 Bobby Engram, 1995
- 5 O.J. McDuffie, 1992
- 5 Freddie Scott, 1994
- 5 Joe Jurevicius, 1996
- 5 Bryant Johnson, 2001
- 5 Chris Godwin, 2016
- 4 Bobby Engram, 1994
- 4 Joe Jurevicius, 1997
- 4 DaeSean Hamilton, 2014
- 3 DaeSean Hamilton, 2017**

RECEPTIONS, CAREER

- 204 DaeSean Hamilton, 2014-pres.**
- 179 Deon Butler, 2005-08
- 177 Allen Robinson, 2011-13
- 167 Bobby Engram, 1991, 93-95
- 161 Derrick Williams, 2005-08
- 158 Jordan Norwood, 2005-08
- 154 Chris Godwin, 2014-16
- 144 Derek Moye, 2008-11
- 125 O.J. McDuffie, 1988-92
- 118 Mike Gesicki, 2014-pres.**
- 117 Jack Curry, 1965-67
- 110 Bryant Johnson, 1999-2002
- 109 Kenny Jackson, 1980-83
- 108 Terry Smith, 1988-91
- 107 Tony Johnson, 2000-03
- 94 Joe Jurevicius, 1994-97
- 94 Saquon Barkley, 2015-pres.**
- 93 Freddie Scott, 1993-95
- 90 Geno Lewis, 2013-15
- 88 Chafie Fields, 1996-99
- 88 Tony Hunt, 2003-06

RECEPTIONS, SEASON

- 97 Allen Robinson, 2013
- 82 DaeSean Hamilton, 2014
- 77 Allen Robinson, 2012
- 69 Chris Godwin, 2015
- 63 O.J. McDuffie, 1992
- 63 Bobby Engram, 1995
- 59 Chris Godwin, 2016
- 55 Terry Smith, 1991
- 55 Derrick Williams, 2007
- 55 Geno Lewis, 2014
- 53 Derek Moye, 2010
- 52 Bobby Engram, 1994
- 51 Bryant Johnson, 2002
- 48 Bobby Engram, 1993
- 48 Bryant Johnson, 2002
- 48 Deon Butler, 2006
- 48 Derek Moye, 2009
- 48 Mike Gesicki, 2016
- 46 Mike Gesicki, 2017**
- 46 Saquon Barkley, 2017**
- 43 DaeSean Hamilton, 2017**
- 42 Juwan Johnson, 2017**

RECEIVING TOUCHDOWNS, CAREER

- 31 Bobby Engram, 1991, 93-95
- 25 Kenny Jackson, 1980-83
- 22 Deon Butler, 2005-08
- 18 Derek Moye, 2008-11
- 18 Chris Godwin, 2014-16
- 17 Allen Robinson, 2011-13
- 16 O.J. McDuffie, 1988-92
- 16 DaeSean Hamilton, 2014-pres.**
- 15 Terry Smith, 1988-91
- 15 Joe Jurevicius, 1994-97
- 13 Jordan Norwood, 2005-08
- 13 Mike Gesicki, 2014-pres.**

RECEIVING TOUCHDOWNS, SEASON

- 13 Bobby Engram, 1993
- 11 Bobby Engram, 1995
- 11 Allen Robinson, 2012
- 11 Chris Godwin, 2016
- 10 Joe Jurevicius, 1997
- 9 O.J. McDuffie, 1992
- 9 Freddie Scott, 1994
- 9 Deon Butler, 2005
- 9 Terry Smith, 1991
- 8 Derek Moye, 2010
- 7 DaeSean Hamilton, 2017**
- 6 Mike Gesicki, 2017**

TOTAL OFFENSE/ALL-PURPOSE

TOTAL OFFENSE, CAREER

Total	Rush	Pass	
1. 8,215	-242	8,457	Christian Hackenberg, 2013-15
2. 7,796	584	7,212	Zack Mills, 2001-04
3. 7,593	803	6,790	Trace McSorley, 2015-pres.
4. 6,361	619	5,742	Daryll Clark, 2006-09
5. 6,000	131	5,869	Tony Sacca, 1988-91
6. 5,745	-59	5,804	Matt McGloin, 2009-12
7. 5,300	-4	5,304	Kerry Collins, 1991-94
8. 5,168	1637	3,531	Michael Robinson, 2002-05
9. 5,162	-220	5,382	Chuck Fusina, 1975-78
10. 5,154	-121	5,275	Anthony Morelli, 2004-07
11. 4,911	99	4,812	Todd Blackledge, 1980-82
12. 4,212	667	3,545	John Hufnagle, 1970-72
13. 4,182	-237	3,799	Wally Richardson, 1992, 94-96
14. 3,716	670	3,046	Rashard Casey, 1997-2000
15. 3,665	3,629	36	Saquon Barkley, 2015-pres.
16. 3,604	-106	3,710	Kevin Thompson, 1996-99

TOTAL OFFENSE, SEASON

Total	Rush	Pass	
1. 3,979	212	3,614	Trace McSorley, 2016
2. 3,386	395	2,991	Trace McSorley, 2017
3. 3,215	-51	3,266	Matt McGloin, 2012
4. 3,214	211	3,003	Daryll Clark, 2009
5. 3,156	806	2,350	Michael Robinson, 2005
6. 2,887	-68	2,955	Christian Hackenberg, 2013
7. 2,883	-94	2,977	Christian Hackenberg, 2014
8. 2,874	282	2,592	Daryll Clark, 2008
9. 2,660	-19	2,679	Kerry Collins, 1994
10. 2,638	-13	2,651	Anthony Morelli, 2007

TOTAL OFFENSE, GAME

Total	Rush	Pass	
1. 456	2	454	C. Hackenberg vs. UCF, 2014
2. 418	138	280	Z. Mills vs. Ohio State, 2001
3. 408	73	335	T. McSorley vs. Minnesota, 2016
4. 398	19	379	M. Robinson vs. Wisconsin, 2003
5. 389	-10	399	Z. Mills vs. Iowa, 2002
6. 389	13	376	T. McSorley vs. Michigan St., 2016
7. 383	2	381	T. McSorley at Michigan St., 2017
8. 371	46	325	T. McSorley vs. Nebraska, 2017
9. 369	67	302	R. Casey vs. Iowa, 2000
10. 364	-20	364	T. McSorley vs. Wisconsin, 2016

TDs RESPONSIBLE FOR, CAREER

- 72 Trace McSorley, 2015-pres.**
- 65 Daryll Clark, 2006-09
- 54 Christian Hackenberg, 2013-15
- 52 Zack Mills, 2001-04
- 51 Todd Blackledge, 1980-82
- 50 Saquon Barkley, 2015-pres.**
- 49 Matt McGloin, 2009-12
- 47 Tony Sacca, 1988-91
- 43 Chuck Fusina, 1975-78
- 43 Michael Robinson, 2002-05

TDs RESPONSIBLE FOR, SEASON

- 36 Trace McSorley, 2016
- 34 Trace McSorley, 2017**
- 31 Daryll Clark, 2009
- 29 Daryll Clark, 2008
- 29 Matt McGloin, 2012
- 28 Michael Robinson, 2005
- 26 Lydell Mitchell, 1971
- 25 Todd Blackledge, 1982
- 25 Tony Sacca, 1991
- 24 Christian Hackenberg, 2013
- 24 Doug Strang, 1983

ALL-PURPOSE YARDS, CAREER

Total	Rush	Rec.	Ret.	
1. 5,279	3,629	1,153	497	Saquon Barkley, 2015-pres.
2. 5,045	2,953	681	1,411	Larry Johnson, 1999-2002
3. 4,982	3,398	662	922	Curt Warner, 1979-82
4. 4,512	3,301	477	734	Blair Thomas, 1985-87, 89
5. 4,502	3,932	562	8	Evan Royster, 2007-10
6. 4,231	3,320	799	112	Tony Hunt, 2003-06
7. 4,156	594	1,743	1,819	Derrick Williams, 2005-08
8. 4,043	155	3,026	862	Bobby Engram, 1991, 93-95
9. 4,034	3,256	506	272	Curtis Enis, 1995-97
10. 3,904	2,934	470	500	Lydell Mitchell, 1969-71

ALL-PURPOSE YARDS, SEASON

Total	Rush	Rec.	Ret.	
1. 2,655	2,087	349	219	Larry Johnson, 2002
2. 2,070	1,057	590	423	Saquon Barkley, 2017
3. 1,972	1,496	402	74	Saquon Barkley, 2016
4. 1,831	133	977	721	O.J. McDuffie, 1992
5. 1,772	1,414	300	58	Blair Thomas, 1987
6. 1,754	1,567	154	33	Lydell Mitchell, 1971
7. 1,743	1,539	123	81	Ki-Jana Carter, 1994
8. 1,645	1,386	259	0	Tony Hunt, 2006
9. 1,607	1,522	69	16	John Cappelletti, 1973
10. 1,578	1,363	215	0	Curtis Enis, 1997

ALL-PURPOSE YARDS, GAME

Total	Rush	Rec.	Ret.	
1. 388	211	94	53	Saquon Barkley at Iowa, 2017
2. 341	256	20	65	C. Warner at Syracuse, 1981
3. 327	327	0	0	L. Johnson at Indiana, 2002
4. 306	194	55	57	Saquon Barkley vs. USC, 2016
5. 302	115	0	187	H. Wilson vs. Navy, 1923
6. 297	279	0	18	L. Johnson vs. Illinois, 2002
7. 295	88	49	158	B. Campbell at Navy, 1967
8. 289	279	10	0	L. Johnson vs. Michigan St., 2002
9. 282	0	112	170	G. Hayman vs. N.C. State, 1973
10. 282	132	0	150	S. Pitts vs. Iowa, 1995
11. 280	100	71	109	C. Warner vs. Rutgers, 1979
12. 280	43	212	25	O.J. McDuffie vs. BC, 1992
13. 278	162	42	74	H. Wilson at Penn, 1923
14. 278	243	0	35	B. Pollard at Rutgers, 1951
15. 278	238	26	14	C. Warner at Nebraska, 1981
16. 277	207	77	0	Saquon Barkley at Purdue, 2016

PUNT RETURNS

PUNT RETURN AVERAGE, CAREER
(Minimum 15 returns)

1. 17.6	Ron Younker, 1953-54
2. 16.5	Wally Triplett, 1946-48
3. 15.9	Don Jonas, 1958-61
4. 15.8	Lenny Moore, 1953-55
5. 15.3	Dick Hoak, 1958-60
6. 14.0	Mike Archie, 1992-95
7. 13.7	Jimmy Cefalo, 1974-77
8. 13.2	Dennis Onkotz, 1967-69
9. 13.0	Joe Vargo, 1963-64
10. 12.8	Gary Hayman, 1972-73
11. 12.6	O.J. McDuffie, 1988-92
-- 10.7	DeAndre Thompkins, 2014-pres.

PUNT RETURN AVERAGE, SEASON
(Minimum 6 returns)

1. 21.4	Don Jonas, 1960
2. 19.2	Gary Hayman, 1973
3. 17.5	Lenny Moore, 1953
4. 17.0	Shorty Miller, 1912
5. 16.1	Ron Younker, 1954
6. 16.0	Bob Pollard, 1951
7. 15.7	Dick Hoak, 1959
8. 15.2	Matt Suhey, 1978
9. 14.7	DeAndre Thompkins, 2017
10. 14.6	O.J. McDuffie, 1989

KICKOFF RETURNS

KICKOFF RETURN AVERAGE, CAREER
(Minimum 16 returns)

1. 29.6	Larry Joe, 1946-48
2. 29.2	Saquon Barkley, 2015-pres.
3. 28.8	Curt Warner, 1979-82
4. 28.4	Charlie Pittman, 1967-69
5. 26.9	Gary Hayman, 1972-73
6. 26.3	Blair Thomas, 1985-87, 89
7. 25.7	Roger Kochman, 1959-62
8. 25.6	Chaz Powell, 2008-11
9. 24.6	Lydell Mitchell, 1969-71
10. 24.4	Shelly Hammonds, 1990-93

KICKOFF RETURN AVERAGE, SEASON
(Minimum 8 returns)

1. 43.0	Gary Brown, 1990
2. 35.0	Curt Warner, 1980
3. 32.6	Larry Joe, 1947
4. 31.9	Blair Thomas, 1986
5. 30.2	Saquon Barkley, 2017
6. 29.6	Gary Hayman, 1973
29.6	Rodney Kinlaw, 2005
8. 29.0	Curt Warner, 1979
9. 28.8	Chaz Powell, 2008
10. 28.7	Charlie Pittman, 1967

KICKOFF RETURN AVERAGE, SEASON, B1G
(Minimum 10 returns)

1. 37.4	Ray Fisher, IND (17-635), 2009
2. 34.3	Thomas Barrington, OSU (14-480), 1965
3. 33.6	Stan Brown, PUR (19-638), 1970
4. 33.5	Raheem Mostert, PUR (25-837), 2011
5. 31.5	Derrell Johnson-Koulianos, IOWA (12-378), 2009
6. 31.3	Howard Cassady, OSU (10-313), 1955
31.3	Duane Bennett, MINN (11-344), 2011
8. 31.1	Derek Hughes, MSU (16-497), 1979
9. 31.0	William Likely, MD (16-496), 2014
10. 30.8	Dave Raimey, MICH (10-308), 1961
-- 30.2	Saquon Barkley, PSU (11-378), 2017

LONGEST KICKOFF RETURNS

1. 101	Chuck Peters vs. NYU, 1940
2. 100	Fritz Barrett vs. Carnegie Tech, 1910
100	Roger Kochman vs. Syracuse, 1959
100	Rich Mauti at Temple, 1975
100	Chaz Powell vs. Youngstown State, 2010
98	Thomas Evans vs. Marshall, 1930
98	Gary Hayman at Maryland, 1973
98	Saquon Barkley vs. Indiana, 2017
97	Larry Johnson at Illinois, 2001
97	A.J. Wallace vs. Ohio State, 2007
97	Saquon Barkley at Ohio State, 2017
12. 96	Chuck Peters at Lehigh, 1940

KICKOFF RETURN TDS, CAREER B1G

1. 5	Stan Brown, PUR, 1968-70
	Janarion Grant#, RU, 2013-pres.
3. 4	DeAndre Cobb, MSU, 2003-04
	Solomon Vaut, NU 2014-pres.
4. 3	Derrick Mason, MSU, 1993-96
	Marcus Thigpen, IND, 2005-08
	Dorien Bryant, PUR, 2004-07
7. 2	Red Grange, ILL, 1923-25
	Pug Rentner, NU, 1930-31
	Dean Sensenbauger, OSU, 1943-47
	Danny Crooks, WIS, 1969-71
	Lenny Willis, OSU, 1974
	Ira Matthews, WIS, 1975-78
	Derek Hughes, MSU, 1978-81
	Desmond Howard, MICH, 1989-91
	Tutu Atwell, MINN, 1994-97
	Derin Graham, IND, 1998-00
	Kahlil Hill, IOWA, 1998-01
	Herb Haygood, MSU, 1998-01
	Nick Davis, WIS, 1998-01
	Ted Ginn Jr., OSU, 2004-06
	Derrick Williams, PSU, 2005-08
	Ray Fisher, IND, 2006-09
	Derrell Johnson-Koulianos, IOWA, 2007-10
	Marcus Jones, MINN, 2011-14
	Akeem Hunt, PUR, 2011-14
	Raheem Mostert, PUR, 2011-14
	William Likely#, MD, 2013-16
	Saquon Barkley, PSU, 2015-pres.

- Includes statistics prior to joining Big Ten

RECORD WATCH

KICKOFF RETURN TDs, SEASON, B1G

1.	3	Stan Brown, PUR, 1970 DeAndra Cobb, MSU, 2003 Marcus Thigpen, IND, 2006 Janarion Grant, RU, 2015
5.	2	Lenny Willis, OSU, 1974 Ira Matthews, WIS, 1976 Derek Hughes, MSU, 1979 Derrick Mason, MSU, 1995 Tutu Atwell, MINN, 1997 Nick Davis, WIS, 1999 Herb Haygood, MSU, 2001 Dorien Bryant, PUR, 2007 Derrick Williams, PSU, 2008 Ray Fisher, IND, 2009 Solomon Vault, NU, 2015 Saquon Barkley, PSU, 2017

PUNTING

PUNTING AVERAGE, CAREER

(Minimum 45 punts)

1.	43.1	Jeremy Boone, 2007-09
2.	43.0	George Reynolds, 1980-83
3.	42.9	Blake Gillikin, 2016-pres.
4.	41.8	Ralph Giacomarro, 1979-82
5.	41.8	Pat Pidgeon, 1996-99
6.	41.7	John Bruno Jr., 1984-86
	41.7	Jeremy Kapinos, 2003-06
	41.7	Anthony Fera, 2010-11
9.	40.5	Chris Clauss, 1987
10.	40.0	David Royer, 1999-2002
11.	39.0	Doug Helkowski, 1988-91
12.	38.9	Bob Parsons, 1969-71
13.	38.8	Daniel Pasquariello, 2014-pres.

PUNTING AVERAGE, SEASON

(Minimum 30 punts)

1.	43.6	Ralph Giacomarro, 1981
2.	43.3	Ralph Giacomarro, 1980
	43.3	Jeremy Boone, 2009
4.	43.0	Jeremy Boone, 2007
	43.0	Jeremy Boone, 2008
	43.0	Blake Gillikin, 2017
7.	42.9	John Bruno Jr., 1985
8.	42.8	Blake Gillikin, 2016
9.	42.6	George Reynolds, 1983
	42.6	Pat Pidgeon, 1997
	42.6	Pat Pidgeon, 1998

PUNTING AVERAGE, GAME

(Minimum 4 punts)

1.	54.8	Ralph Giacomarro at Syracuse, 1981
2.	52.4	Bob Campbell vs. Miami (Fla.), 1968
3.	52.0	Jeremy Kapinos vs. Purdue, 2004
4.	51.4	Jeremy Boone vs. Texas A&M, 2007
5.	51.0	Doug Helkowski vs. Texas, 1990
6.	50.8	Blake Gillikin vs. USC, 2016
7.	50.5	Jeremy Kapinos at Ohio State, 2004
	50.5	Jeremy Kapinos at Ohio State, 2006
9.	49.5	Jeremy Boone at Illinois, 2009
10.	48.8	Chris Gulla vs. Akron, 2014

LONGEST PUNTS

1.	89	Coop French at Iowa, 1930
2.	78	Jeremy Kapinos at Ohio State, 2004
3.	76	Chris Clauss vs. Rutgers, 1987
4.	74	Anthony Fera at Iowa, 2010
5.	73	Milt Plum at Ohio State, 1956
6.	71	Joe Colone at Syracuse, 1946
7.	71	John Bruno Jr. vs. Boston College, 1985
8.	70	Coop French at Iowa, 1930
	70	Joe Colone at Syracuse, 1946
	70	Jeremy Kapinos vs. Purdue, 2004
	70	Jeremy Boone at Illinois, 2007
12.	69	Bob Parsons at Colorado, 1970
	69	Anthony Fera vs. Purdue, 2011
	69	Blake Gillikin at Pitt, 2016
15.	68	Jeremy Kapinos at Ohio State, 2006
	68	Jeremy Boone at Indiana, 2007
17.	67	Joe Colone vs. Navy, 1947
	67	Art Betts vs. Michigan State, 1951
	67	Wayne Corbett at Pittsburgh, 1965
20.	66	Frank Hershey vs. Maryland, 1964
	66	Jeremy Boone at Illinois, 2009
	66	Alex Butterworth vs. Michigan, 2013
23.	65	W.G. Cooper vs. Villanova, 1935
	65	Tom Cherry vs. UCLA, 1967
	65	Bob Parsons vs. Colorado, 1969
	65	Blake Gillikin vs. USC, 2016

KICKING

FIELD GOALS, CAREER

	FG	FGA	Pct.	
1.	78	107	72.9	Kevin Kelly, 2005-08
2.	54	75	72	Sam Ficken, 2011-14
3.	50	80	62.5	Craig Fayak, 1990-93
4.	47	63	74.6	Travis Forney, 1996-99
5.	45	61	73.7	Brett Conway, 1993-96
6.	40	59	67.6	Massimo Manca, 1982, 84-86
7.	39	61	63.9	Matt Bahr, 1976-78
	39	61	63.9	Robbie Gould, 2001-04
9.	38	49	77.6	Nick Gancitano, 1981-84
	38	47	80.9	Tyler Davis, 2015-pres.

FIELD GOALS, SEASON

	FG	FGA	Pct.	
1.	24	29	82.8	Sam Ficken, 2014
2.	22	27	81.5	Matt Bahr, 1978
	22	34	64.7	Kevin Kelly, 2006
	22	24	91.7	Tyler Davis, 2016
5.	21	26	80.8	Massimo Manca, 1985
	21	26	80.8	Travis Forney, 1999
7.	20	29	68.9	Travis Forney, 1998
	20	26	76.9	Kevin Kelly, 2007
	20	24	83.3	Kevin Kelly, 2008
	20	25	80.0	Collin Wagner, 2010

CONSECUTIVE KICKED PAT MADE, B1G

1.	167	Sean Nuernberger, OSU, 2014-pres.
2.	141	Brendan Gibbons, MICH, 2010-13
3.	136	Jeff Budzien, NU, 2010-13
4.	130	Tyler Davis, PSU, 2014-pres.
5.	126	J.D. Carlson, MICH, 1989-91
6.	119	Brett Conway, PSU, 1994-96
7.	111	Chris Summers, PUR, 2006-08
8.	107	Pete Stoyanovich, IND, 1986-88
9.	102	Drew Basil, OSU, 2012-13
10.	100	Mitch Ewald, IND, 2010-13

SCORING

SCORING, CAREER

	Points	TD	PAT	FG	
1.	425	1	*183	78	Kevin Kelly, 2005-08
2.	294	49	0	0	Saquon Barkley, 2015-pres.
3.	282	0	132	50	Craig Fayak, 1990-93
4.	276	0	141	45	Brett Conway, 1993-96
5.	271	0	109	54	Sam Ficken, 2011-14
6.	258	0	117	47	Travis Forney, 1996-99
7.	246	41	0	0	Lydell Mitchell, 1969-71
8.	244	0	130	38	Tyler Davis, 2015-pres.
9.	232	0	115	39	Robbie Gould, 2001-04
10.	230	38	**0	0	Curtis Enis, 1995-97

*2-pt conversion run; **2-pt conversion reception

SCORING, SEASON

	Points	TD	PAT	FG	
1.	174	29	0	0	Lydell Mitchell, 1971
2.	140	23	**0	0	Larry Johnson, 2002
3.	138	23	0	0	Ki-Jana Carter, 1994
4.	132	22	0	0	Saquon Barkley, 2016
5.	128	0	62	22	Tyler Davis, 2016
6.	122	20	**0	0	Curtis Enis, 1997
7.	120	0	60	20	Kevin Kelly, 2008
8.	119	11	--	--	Pete Mauthe, 1909
9.	116	19	*0	0	Richie Anderson, 1992
10.	114	19	0	0	Saquon Barkley, 2017
11.	110	1	44	20	Kevin Kelly, 2007
12.	107	0	44	21	Travis Forney, 1999
13.	102	17	0	0	John Cappelletti, 1973
14.	100	0	28	24	Sam Ficken, 2014
15.	99	0	*49	16	Kevin Kelly, 2005
16.	97	0	31	22	Matt Bahr, 1978
17.	96	0	30	22	Kevin Kelly, 2006
18.	94	0	34	20	Collin Wagner, 2010
19.	93	0	42	17	Craig Fayak, 1991
	93	0	39	18	Brett Conway, 1996
21.	92	0	62	10	Brett Conway, 1994
--	81	0	57	8	Tyler Davis, 2017

*2-pt conversion run; **2-pt conversion reception

SCORING, GAME

	Points	TD	PAT	FG	
1.	36	6	0	0	H. Robb vs. Gettysburg, 1917
2.	33	4	9	0	C. Forkum at Pitt, 1903
3.	*32	3	10	0	O.C. Atherton vs. Gettysburg, 1894
4.	30	5	0	0	O.S. Miller vs. Carnegie Tech, 1913
	30	5	0	0	L. Mitchell at Navy, 1971
	30	5	0	0	O.L. Mitchell vs. Maryland, 1971
	30	5	0	0	K. Carter vs. Michigan State, 1994
	30	5	0	0	S. Barkley at Pitt, 2016
9.	28	4	4	0	J. Roepke vs. Gettysburg, 1927
10.	25	4	1	0	T. Sherman vs. Cal, 1966

*Prior to 1897, 4 pts. were awarded for TDs and 2 pts. for PATs

TOTAL TOUCHDOWNS, CAREER

1.	49	Saquon Barkley, 2015-pres.
2.	41	Lydell Mitchell, 1969-71
3.	38	Curtis Enis, 1995-97
4.	34	Larry Johnson, 1999-2002
	34	Ki-Jana Carter, 1992-94
6.	33	Curt Warner, 1979-82
7.	32	Charlie Pittman, 1967-69
	32	Bobby Engram, 1991, 93-95

TOTAL TOUCHDOWNS, SEASON

1.	29	Lydell Mitchell, 1971
2.	23	Larry Johnson, 2002
	23	Ki-Jana Carter, 1994
4.	22	Saquon Barkley, 2016
5.	20	Curtis Enis, 1997
6.	19	Richie Anderson, 1992
	19	Saquon Barkley, 2017
8.	17	John Cappelletti, 1973
9.	14	Charlie Pittman, 1968
10.	13	Bobby Engram, 1993
	13	E.M. "Bull" McCleary, 1907
	13	Harry Robb, 1917
	13	Curtis Enis, 1996
	13	Harry Wilson, 1923
	11	Bobby Engram, 1995
	11	Allen Robinson, 2012
	11	Lenny Moore, 1954
--	10	Trace McSorley, 2017
--	7	DaeSean Hamilton, 2017
--	7	Mike Gesicki, 2017

DEFENSE

TACKLES, CAREER

1.	419	Dan Connor, 2004-07
2.	372	Paul Posluszny, 2003-06
3.	343	Greg Buttle, 1973-75
4.	325	Sean Lee, 2005-07, 09
5.	315	Brian Gelzheiser, 1991-94
6.	310	Marcus Allen, 2014-pres.
7.	294	Mike Hull, 2011-14
8.	287	Dennis Onkotz, 1967-69
9.	279	Jason Cabinda, 2014-pres.
10.	274	John Skorupan, 1970-72
	274	Shane Conlan, 1983-86

TACKLES, GAME

1.	24	Greg Buttle at West Virginia, 1974
	24	Bill Banks at NC State, 1977
3.	23	Greg Buttle at NC State, 1974
4.	22	Ron Crosby vs. Ohio, 1974
	22	Paul Posluszny at Northwestern, 2005
	22	Marcus Allen vs. Minnesota, 2016
7.	21	Buddy Tesner at West Virginia, 1974
	21	Lance Mehl at Ohio State, 1978
	21	Scott Radecic at Pittsburgh, 1983
	21	Trey Bauer vs. Rutgers, 1985
11.	20	Ed O'Neil at Boston College, 1972
	20	Tom Hull vs. Iowa, 1973
	20	Jim Rosecrans at NC State, 1974
	20	Jim Rosecrans at West Virginia, 1974
	20	Rick Donaldson at NC State, 1977

PASS BREAKUPS, CAREER

(Since 1975)

1.	64	Derek Bochna, 1990-93
2.	48	Brian Miller, 1993-96
3.	38	Leonard Humphries, 1990-91
4.	35	Duffy Cobbs, 1983-86
5.	34	Alan Zemaitis, 2003-05
	34	Lee Rubin, 1991-93
7.	33	Darren Perry, 1989-91
	33	David Macklin, 1996-99
9.	30	Shelly Hammonds, 1990-93
10.	29	Kim Herring, 1994-96
	29	Mark Tate, 1993-96
12.	28	Marlon Forbes, 1992-94
	28	Reggie Givens, 1989-92
14.	27	Anwar Phillips, 2002-05
	27	Sherrod Raigne, 1986-88
16.	26	Willie Thomas, 1987-90
17.	25	Aaron Collins, 1994-97
	25	Eddie Johnson, 1985-88
	25	Jordan Lucas, 2013-16
20.	24	Anthony King, 1996-99
21.	23	Justin King, 2005-07
	23	Marques Henderson, 1986-87
23.	22	Bryan Scott, 1999-2002
	22	James Boyd, 1998-2000
	22	Shawn Lee, 1995-98
	22	Grant Haley, 2014-pres.
	22	Christian Campbell, 2014-pres.
28.	21	Bhawoh Jue, 1997

GAME 1

AKRON 0



vs.



52 **PENN STATE**

BEAVER STADIUM | SEPT. 2, 2017
ABC | ATTN: 101,684



GAME RECAP

UNIVERSITY PARK, Pa. - No. 6 Penn State excelled in all three phases against Akron, totaling 569 yards of offense, earning a shutout and returning a punt for a touchdown in a 52-0 victory in the football season opener for both teams in Beaver Stadium.

Saquon Barkley led a Penn State rushing attack that totaled 247 yards with 172 markers and two touchdowns on 14 carries, and he totaled 246 all-purpose yards with the addition of 54 receiving yards and 20 kickoff return yards. Quarterback Trace McSorley threw for 280 yards and two touchdowns, both of which went to tight end Mike Gesicki, who caught a career-high six passes for 58 yards. The unit's 569 yards of total offense were its most since recording 599 last season vs. Iowa.

Defensively, Penn State did not allow Akron past midfield in the first half, holding the Zips to just 69 yards, while the offense gained 358 yards en route to a 35-0 lead at halftime. PSU's shutout was the first in a season opener since a 59-0 win over FIU in 2007. The defense also combined for 14 tackles for loss for 36 yards for its most TFLs since tallying 15 at Temple in 2015.

Milestones

- The win was the 50th of Penn State head coach James Franklin's career as head coach and 26th at Penn State.
- DeAndre Thompkins set a school record with an average of 31.8 yards on four punt returns. He returned one for a 61-yard touchdown and another for 42 yards. The previous record was 31.7 yards per return by Derrick Williams vs. Temple in 2006.

Difference Makers

Penn State

- RB Saquon Barkley – Barkley totaled 246 all-purpose yards, gaining 172 on the ground on 14 carries with two touchdowns, hauling in three receptions for 54 yards and returning a kickoff 20 yards. His 80-yard run in the second quarter was the second-longest of his career. Barkley turned in his 11th career 100-plus yard rushing effort and he now has 27 career rushing touchdowns to rank eighth all-time at Penn State.
- QB Trace McSorley – McSorley completed 18-of-25 passes for 280 yards and two touchdowns, while rushing for 48 yards and a touchdown on 12 carries. It marked his 16th consecutive game with a touchdown dating back to the TaxSlayer Bowl after the 2015 season, extending his record. He now has 33 career touchdown passes to rank ninth in Penn State history.
- TE Mike Gesicki – Gesicki enjoyed a career game, setting career highs with six receptions and two touchdowns. He totaled 58 yards.

- WR Juwan Johnson – Johnson also enjoyed a career day, hauling in four passes for 84 yards.
- WR/PR DeAndre Thompkins – Thompkins returned four punts for 127 yards, including a 61-yard touchdown. It was the first punt return for a touchdown for Penn State since Derrick Williams returned one 63 yards at Wisconsin in 2008.
- Defense – LBs Jarvis Miller and Manny Bowen and DT Tyrell Chavis led Penn State with five tackles each. Chavis made 3.0 tackles for loss to lead Penn State to 14 on the afternoon and also assisted on a sack with DT Curtis Cothran. Miller also tallied a sack, as did DE Ryan Buchholz. CB Amani Oruwariye had the lone turnover with an interception in the first quarter.

Akron

- S Zach Guiser – Guiser led the Zips with 10 tackles, including eight solo and one behind the line, and he intercepted a McSorley pass in the end zone on Penn State's opening drive.

First Quarter (Penn State 14, Akron 0)

Penn State overcame an opening drive interception to build a 14-0 lead in the first quarter, returning a punt for a touchdown and getting a pick, as well. The Nittany Lions outgained the Zips 136 yards to 26, holding a 52-yard to 4-yard advantage on the ground.

Thompkins returned the punt 61 yards for a touchdown for the game's first score, and then McSorley connected with Mike Gesicki for a 13-yard touchdown pass with 49 seconds remaining in the quarter.

Second Quarter (Penn State 35, Akron 0)

The Zips forced a fair catch at the Penn State 13, but Barkley immediately flipped the poor field position with an 80-yard run, on which his heel was ruled to clip the out-of-bounds line at the Akron 7. Barkley carried the ball to the 4-yard line and then McSorley walked the ball into the end zone for a 21-0 lead.

After an Akron three-and-out, completions of 28 yards to Johnson and 35 yards to Gesicki keyed another Penn State touchdown drive. Gesicki's catch moved the Lions to the 9, and Barkley finished the drive off with a 6-yard run followed by a 3-yard run into the end zone for a 28-0 advantage.

Relentless pressure from the Penn State defense continued and gave Penn State the ball back at the Akron 45 with 2:14 remaining in the second quarter. McSorley converted a fourth-and-2 with a 7-yard completion down the sideline to Johnson, and then Barkley broke free around the left edge for a 30-yard touchdown run.

The Rest

Penn State added a field goal and two more touchdowns, while not letting up on defense.

SCORING SUMMARY

	1	2	3	4	OT	F
UA	0	0	0	0	-	0
PSU	14	21	10	7	-	52

1st	8:13	PSU				0-7
		DeAndre Thompkins	61 yd punt return (T. Davis kick)			
	0:49	PSU		10-75/4:49/0-14		
		Mike Gesicki	13 yd pass from McSorley (T. Davis kick)			
2nd	8:48	PSU		3-87/0:51/0-21		
		Trace McSorley	4 yd run (T. Davis kick)			
	4:49	PSU		5-62/2:30/0-28		
		Saquon Barkley	3 yd run (T. Davis kick)			
	0:23	PSU		5-45/1:51/0-35		
		Saquon Barkley	30 yd run (T. Davis kick)			
3rd	6:01	PSU		8-62/4:03/0-38		
		Tyler Davis	47 yd field goal			
	1:02	PSU		3-58/1:23/0-45		
		Mike Gesicki	2 yd pass from McSorley (T. Davis kick)			
4th	10:20	PSU		5-66/1:56/0-52		
		Tommy Stevens	5 yd run (T. Davis kick)			

TEAM STATS

	UA	PSU
First Downs	12	24
Rushing Yards	73	247
Passing Yards	86	322
Passing (C-A-Int)	14-29-1	21-31-1
Total Offense	159	569
Plays	63	65
Fumbles (#-Lost)	1-0	0-0
Penalties (#-Yards)	9-84	5-45
Possession Time	30:30	29:30
3rd-Down Conv.	4-17	3-9
Red Zone	0-0	5-6
Touchdowns	0	5
Field goals	0	0

OTHER

Time of Game		3:25
Akron	0-1, 0-0 MAC	
Penn State	1-0, 0-0 B1G	

INDIVIDUAL STATISTICS

RUSHING

Akron-Nelson, Kato 9-39; Ball, Warren 13-27; Morgan, Manny 3-13; Williams, Andre 1-7; Sands, Deltron 1-1; Edwards, Van 5-minus 2; Woodson, Thomas 2-minus 12. Penn State-Barkley, Saquon 14-172; McSorley, Trace 12-48; Sanders, Miles 1-16; Stevens, Tommy 4-16; TEAM 1-minus 2; Robinson, Andre 2-minus 3.

PASSING

Akron-Woodson, Thomas 12-23-171; Kelley, Robbie 0-2-0-0; Nelson, Kato 1-2-0-11; Johns, Nick 1-2-0-4. Penn State-McSorley, Trace 18-25-1-280; Stevens, Tommy 3-6-0-42.

RECEIVING

Akron-Chapman, Tra'Von 3-10; Coney, A.J. 2-25; Smith, Kwadarrus 2-23; Bickley, Fransohn 2-21; Ball, Warren 2-3; Stewart, Nate 1-4; Williams, Newman 1-2; Young, Anthony 1-minus 2. Penn State-Gesicki, Mike 6-58; Johnson, Juwan 4-84; Hamilton, DaeSean 3-74; Barkley, Saquon 3-54; Thompkins, DeAndre 2-29; Panoast, Tom 1-12; Stevens, Tommy 1-7; Polk, Brandon 1-4.

TOP TACKLERS (T-UA-A)

Akron-Guiser, Zach 10-8-2; Davis, Alvin 6-5-1; Gilbert, Ulysses 5-3-2; Hauser, Andrew 5-2-3; Lako, John 3-2-1; Reinke, Brian 3-0-3. Penn State-Miller, Jarvis 5-3-2; Chavis, Tyrell 5-2-3; Bowen, Manny 5-1-4; Buchholz, Ryan 4-2-2; Brown, Cam 4-2-2; Windsor, Robert 4-1-3; Smith, Brandon 4-0-4.

GAME 2

PITT 14



33 PENN STATE

BEAVER STADIUM
ABC

SEPT. 9, 2017
ATTN: 109,898



GAME RECAP

UNIVERSITY PARK, Pa. - No. 4 Penn State dominated the field position battle with strong defense and special teams and Saquon Barkley and Mike Gesicki scored a pair of touchdowns each in a 33-14 victory over Pittsburgh.

The Nittany Lions led from their first score to the end, never allowing Pitt within single digits after building a 14-0 lead in the first quarter. Penn State was also aided by its seventh-largest crowd ever and the largest since 2009, as 109,898 packed Beaver Stadium.

Penn State's average drive start was at its own 37, while Pitt's average drive start was inside its own 18, and the Nittany Lions took advantage with four touchdowns and a safety, while Pitt reached the end zone just once despite a pair of 15-play drives. On special teams, Penn State held the Panthers inside the 20 twice and four of Blake Gillikin's six punts landed inside the 20, with his last setting up a safety to put the game out of reach. Safety Marcus Allen made the safety stop and led the Lions with 12 tackles.

Barkley amassed 183 all-purpose yards, rushing 14 times for 88 yards and a touchdown, catching four passes for 45 yards and a touchdown, and returning two kicks for 50 yards. Quarterback Trace McSorley completed 15-of-28 passes for 164 yards and three touchdowns, with his lone interception coming on an end-of-half Hail Mary play. Gesicki matched Barkley's four receptions and totaled 39 yards and two touchdowns.

Defensively, linebackers Jason Cabinda and Koa Farmer followed Allen in the tackles ledger with eight apiece, Defensive backs Grant Haley and Troy Apke played in an interception each and defensive end Shareef Miller had two of Penn State's five sacks.

First Half (Penn State 14, Pitt 3)

Trace McSorley and Mike Gesicki teamed up to give Penn State a two-touchdown lead at the start, with some help from Grant Haley, but Pitt was able to use a ball control offense to keep the Nittany Lion offense off the field in the second quarter.

Penn State could not have asked for a better start, intercepting Pitt's fourth play from scrimmage on defense and scoring on the ensuing offensive possession. On the game's first drive, Pitt QB Max Browne overthrew his intended target on first-and-10 from the Pitt 29 and found Penn State's Haley instead at the 50. Haley returned the pick 42 yards to the Pitt 8-yard line, setting up a short toss to a wide open Gesicki on Penn State's first offensive play.

McSorley engineered a six-play, 62-yard touchdown drive later in the quarter. McSorley broke free for a career-long 36-yard run on third-and-2 to key the drive. Later on a third-and-2 from the 10, McSorley found Gesicki on a screen and he slipped inside the pylon for his second score with 5:20 remaining in the quarter.

Pitt assembled a lengthy drive over the remainder of the first quarter and into the second quarter, eating 8:02 on 15 plays, but only gaining 31 yards before punting.

Penn State was forced to punt on the ensuing possession and abbreviated Pitt's next drive with an interception by Troy Apke, but a sack of McSorley on third-and-8 from the Penn State 43 forced another punt, and Pitt reclaimed the ball at their own 13 with 6:42 remaining in the half.

Pitt assembled another 15-play drive to wind the clock down to 1:12, converting a 28-yard field goal after advancing 77 yards.

Third-Fourth Quarter (Penn State 28, Pitt 6)

Penn State started on offense from its own 25 and quickly reached midfield on consecutive Barkley rushes of 17 and 11 yards, respectively. McSorley ran for 4 yards before the Lions were forced to punt, but Blake Gillikin's punt was fair caught at the Penn State 5 and the Nittany Lion defense only yielded 8 yards before forcing a three-and-out. Thompkins returned the ensuing punt 14 yards to the Pitt 46, and it only took the Nittany Lions one play to score, as McSorley found Barkley over the middle for a career-long 46-yard touchdown reception and 21-3 lead.

Pitt answered with a nine-play, 59-yard field goal drive. Ollison moved the Panthers to the edge of the red zone with a 32-yard rush to the Penn State 21. Alex Kessman's kick from 24 yards out to made the score 21-6.

Both teams traded punts before Penn State put together another touchdown drive. Starting at their own 22, the Nittany Lions quickly crossed into Pitt territory as Barkley rushed for 22 yards, and then 15 more were added on a horse collar tackle penalty to spot the ball at the Pitt 41. Barkley rushed for 11 more to the 30, and after McSorley called his own number for two yards, he connected with Brandon Polk on an 18-yard completion to the 10 for first-and-goal. Barkley rushed for 2 yards to end the quarter, and then punched it in from 8 yards out on the first play of the fourth quarter.

The Finish (Penn State 33, Pitt 14)

Pitt answered the Barkley score with its first touchdown, driving 75 yards on nine plays. Ollison ignited the drive with 30 yards on a shovel pass to the Penn State 33. The Panthers chipped their way to the Penn State 30, and on third-and-goal, backup quarterback Ben DiNucci ran around the left end for a touchdown. DiNucci stayed in the game for the two-point conversion and hit Ollison on a shovel pass to make it 28-14, but that was as close as Pitt would come.

SCORING SUMMARY

	1	2	3	4	OT	F
PITT	0	3	3	8	-	14
PSU	14	0	7	12	-	33

1st	12:53	PSU	1-8/0:04/0-7	Mike Gesicki 8 yd pass from McSorley (T. Davis kick)
	5:20	PSU	6-62/2:43/0-14	Mike Gesicki 10 yd pass from McSorley (T. Davis kick)
2nd	1:12	UP	15-77/5:30/3-14	Alex Kessman 28 yd field goal
3rd	10:32	PSU	1-46/0:09/3-21	Saquon Barkley 46 yd pass from McSorley (T. Davis kick)
	06:03	UP	9-59/4:29/6-21	Alex Kessman 24 yd field goal
4th	14:54	PSU	6-78/2:32/6-28	Saquon Barkley 8 yd run (T. Davis kick)
	10:09	UP	9-75/4:45/14-28	Ben DiNucci 3 yd run (Quadree Ollison pass from DiNucci)
	5:53	PSU	14-30	Marcus Allen safety
	3:34	PSU	7-34/2:11/14-33	Tyler Davis 24 yd field goal

TEAM STATS

	PITT	PSU
First Downs	24	14
Rushing Yards	155	148
Passing Yards	187	164
Passing (C-A-Int)	24-41-2	15-28-1
Total Offense	342	312
Plays	86	52
Fumbles (#-Lost)	1-1	1-0
Penalties (#-Yards)	6-55	1-15
Possession Time	38:20	21:40
3rd-Down Conv.	5-17	4-12
Red Zone	3-4	4-4
Touchdowns	1	3
Field goals	2	1

OTHER

Time of Game		3:20
Pitt	1-1, 0-0 ACC	
Penn State	2-0, 0-0 B1G	

INDIVIDUAL STATISTICS

RUSHING

Pitt-Ollison, Quadree 15-96; Moss, Chawntez 11-46; Hall, Darrin 5-19; DiNucci, Ben 5-8; Ffrench, Maurice 1-8; Maddox, Avonte 1-1; Henderson, Quadree 2-minus 5; Browne, Max 5-minus 18.
Penn State-Barkley, Saquon 14-88; McSorley, Trace 8-65; TEAM 1-minus 2; Sanders, Miles 1-minus 3.

PASSING

Pitt-Browne, Max 19-32-2-138; DiNucci, Ben 5-9-0-49.
Penn State-McSorley, Trace 15-28-1-164.

RECEIVING

Pitt-Weah, Jester 6-65; Araujo-Lopes, Rafael 4-42; Flanagan, Matt 3-19; Ollison, Quadree 2-30; Hall, Darrin 2-9; Ffrench, Maurice 2-9; Henderson, Quadree 2-5; Moss, Chawntez 2-minus 4; Mathews, Aaron 1-12.
Penn State-Barkley, Saquon 4-45; Gesicki, Mike 4-39; Hamilton, DaeSean 3-45; Polk, Brandon 1-18; Thompkins, DeAndre 1-12; Johnson, Juwan 1-4; Stevens, Tommy 1-1.

TOP TACKLERS (T-UA-A)

Pitt-Idowu, Oluwaseun 8-6-2; Garner, Bricen 6-5-1; Zeise, Elijah 6-4-2; Jackson, Dane 5-4-1.
Penn State-Allen, Marcus 9-3; Cabinda, Jason 8-5-3; Farmer, Koa 8-4-4; Scott, Nick 7-4-3; Apke, Troy 4-4-0; Haley, Grant 4-3-1; Campbell, Christian 4-3-1; Bowen, Manny 3-1.



GAME 3

GEORGIA STATE 0  **vs.**  **56 PENN STATE**

BEAVER STADIUM | BTN SEPT. 16, 2017
ATTN: 102,746



GAME RECAP

UNIVERSITY PARK, Pa. - Trace McSorley and Saquon Barkley turned in record performances in the first half as Penn State cruised past Georgia State, 56-0, before 102,746 fans in Beaver Stadium.

Barkley enjoyed a career-day through the air, pulling in an 85-yard touchdown reception as part of a four-catch, 142-yard effort. It was the third-longest passing play in Penn State history and the longest ever by Penn State in Beaver Stadium. McSorley finished with 309 yards passing and four touchdowns on 18-of-23 passing after throwing for a Penn State-record 258 yards and three touchdowns in the first half. Both only played through the first two drives of the third quarter.

Barkley and McSorley were not the only contributors offensively, as eight different Nittany Lions ultimately found the end zone. Tommy Stevens, who also threw for a touchdown, caught the first touchdown of the game, while receivers Saeed Blacknall, DaeSean Hamilton and Brandon Polk also added touchdown catches. Running backs Miles Sanders and Andre Robinson both broke free for long touchdown runs in the second half.

Earning their second shutout in three games, the Penn State defense pulled in five turnovers; all of which led to touchdowns. Marcus Allen highlighted the unit's takeaways with his first career interception, which he returned 50 yards into Georgia State territory. Penn State did not allow the Panthers into the red zone until the final drive of the game. Daniel Joseph, who had not made a collegiate tackle entering the game, piled up 2.0 tackles for loss and 1.0 sack on the evening. Overall, Penn State piled up 11 stops behind the line, including three sacks.

Penn State outgained Georgia State 526 yards to 320 and earned its largest win since defeating Coastal Carolina, 66-10, in 2008.

First Quarter (Penn State 14, Georgia State 0)

Penn State got off to a fast start, ignited by a 37-yard kickoff return by Saquon Barkley, as it marched 63 yards on eight plays for a touchdown on its opening drive. McSorley completed five consecutive passes on the drive to move Penn State into the red zone, and he concluded it with a 10-yard touchdown pass to Tommy Stevens out of the backfield.

Penn State was able to move off its own 1-yard line to its 22 on its second drive but was forced to punt. A 52-yard punt by Blake Gillikin and a defensive stop gave Penn State slightly better position on its next drive, but the Nittany Lions faced third-and-12 from their own 15. Under pressure McSorley, dumped off to Barkley in the left flat, and Barkley maneuvered past multiple Georgia State defenders down the sideline for an 85-yard touchdown with 49 seconds remaining in the first quarter.

Second Quarter (Penn State 35, Georgia State 0)

The Nittany Lions needed just three plays to cover 86 yards for a touchdown on their third touchdown drive of the game. McSorley connected with Barkley out of the backfield for a 44-yard wheel-route reception down the right sideline to the Georgia State 42, Miles Sanders followed with a 15-yard rush around the left end and then McSorley connected with DaeSean Hamilton on a 27-yard touchdown pass with 11:44 to go in the second quarter for a 21-0 lead.

The two teams traded punts, and then a Grant Haley interception setup a one-play scoring drive, as Miles Sanders scored from 29 yards out for a 28-0 advantage.

Georgia State had its deepest penetration into Penn State territory of the half on its next possession, reaching the Penn State 25, but Shaka Toney dropped Georgia State back 5 yards on a rushing play, and then Marcus Allen earned his first career interception at the 25, returning it 50 yards to the Georgia State 25. McSorley then capped a four-play drive with an 8-yard touchdown rush with 3:26 remaining before the break for a 35-0 halftime lead.

Third Quarter (Penn State 49, Georgia State 0)

Georgia State received the half-opening kickoff and reached the Penn State 37, but Georgia State quarterback Connor Manning fumbled under pressure and Kevin Givens recovered it at the Penn State 45. McSorley then completed a 21-yard pass to Saeed Blacknall on third-and-3 to the Georgia State 18 and eventually found Brandon Polk in the end zone from 15-yards out for a 42-0 lead.

True freshman Tariq Castro-Fields intercepted Manning's pass on the first play of Georgia State's ensuing possession to give the Nittany Lions the ball back at the Georgia State 42. Stevens caught a 9-yard pass and then took over at quarterback, handing off to Mark Allen for 8 yards, taking a 10-yard sack back to the Georgia State 35, and then taking a hit while launching a 35-yard touchdown pass to Blacknall in the back of the end zone for a 49-0 lead.

Fourth Quarter (Penn State 56, Georgia State 0)

Andre Robinson broke free for a career-long 41-yard rushing touchdown with 8:55 remaining for the final margin.

SCORING SUMMARY

	1	2	3	4	OT	F
GSU	0	0	0	0	-	0
PSU	14	21	14	7	-	56

1st	11:48	PSU	8-63/3:12/0-7
		Tommy Stevens 10 yd pass from McSorley (T. Davis kick)	
	0:49	PSU	3-83/0:58/0-14
		Saquon Barkley 85 yd pass from McSorley (T. Davis kick)	
2nd	11:44	PSU	3-86/1:09/0-21
		DaeSean Hamilton 27 yd pass from McSorley (T. Davis kick)	
	8:55	PSU	1-29/0:09/0-28
		Miles Sanders 29 yd rush (T. Davis kick)	
	3:26	PSU	4-25/2:02/0-35
		Trace McSorley 8 yd rush (T. Davis kick)	
3rd	7:56	PSU	6-55/2:45/0-42
		Brandon Polk 15 yd pass from McSorley (T. Davis kick)	
	6:01	PSU	4-42/1:45/0-49
		Saeed Blacknall 35 yd pass from Stevens (T. Davis kick)	
4th	8:55	PSU	4-69/1:47/0-56
		Andre Robinson 41 yd rush (T. Davis kick)	

TEAM STATS

	GSU	PSU
First Downs	21	19
Rushing Yards	150	166
Passing Yards	170	360
Passing (C-A-Int)	18-32-3	21-29-0
Total Offense	320	526
Plays	81	53
Fumbles (#-Lost)	3-2	2-0
Penalties (#-Yards)	3-25	5-45
Possession Time	38:27	21:13
3rd-Down Conv.	11-21	4-9
Red Zone	0-1	3-3
Touchdowns	0	3
Field goals	0	0

OTHER

Time of Game	3:19
Georgia State	0-2, 0-0 Sun Belt
Penn State	3-0, 0-0 B1G

INDIVIDUAL STATISTICS

RUSHING

Georgia State-Bateman, Taz 29-100; Winchester, Aaron 12-39; Hart, Penny 2-9; Neal, Kyler 3-4; Kirk, Demarcus 1-4; Manning, Conner 2-minus 6.

Penn State-Barkley, Saquon 10-47; Sanders, Miles 3-44; Robinson, Andre 2-39; McSorley, Trace 3-24; Allen, Mark 2-9; Eury, Nick 1-4; Stevens, Tommy 2-2; TEAM 1-minus 3.

PASSING

Georgia State-Manning, Conner 16-29-3-133; Winchester, Aaron 2-3-0-37.

Penn State-McSorley, Trace 18-23-0-309; Stevens, Tommy 2-4-0-43; Fessler, Billy 1-2-0-8.

RECEIVING

Georgia State-Hart, Penny 7-56; Bateman, Taz 3-19; Boyd, Todd 2-32; Smith, Glenn 2-9; Ifedi, Jonathan 1-22; Werts, Ari 1-15; Neal, Kyler 1-12; Jones, Tahir 1-5.

Penn State-Barkley, Saquon 4-142; Blacknall, Saeed 3-64; Hamilton, DaeSean 3-44; Thompkins, DeAndre 3-25; Gesicki, Mike 2-26; Stevens, Tommy 2-19; Johnson, Juwan 2-17; Polk, Brandon 1-15; Holland, Jonathan 1-8.

TOP TACKLERS (T-UA-A)

Georgia State-Smith, Jerome 6-6-0; Williams, Bryan 6-6-0; Traylor, James 3-3-0.

Penn State-Bowen, Manny 6-4-2; Wade, Lamont 5-4-1; Smith, Brandon 4-3-1; Cabinda, Jason 4-3-1; Toney, Shaka 4-2-2; Miller, Shareef 3-3-0; Joseph, Daniel 3-2-1; Allen, Marcus 3-2-1; Apke, Troy 3-2-1; Scott, Nick 3-2-1; Jordan, Ellison 3-1-2.

GAME 4

PENN STATE 21



vs.



19 IOWA

KINNICK STADIUM
ABC SEPT. 23, 2017
ATTN: 66,205



GAME RECAP

IOWA CITY, Iowa - Down four, facing fourth-and-goal from the 7-yard line with four seconds remaining, Penn State quarterback Trace McSorley zipped a pass over the middle to wide receiver Juwan Johnson on a crossing route in the back of the end zone, giving the fourth-ranked Nittany Lions a 21-19 win over Iowa in Kinnick Stadium.

Saquon Barkley led Penn State with the most prolific night in Nittany Lion history, as he totaled a school-record 358 all-purpose yards by rushing 28 times for 211 yards and a touchdown, catching 12 passes for 94 yards and returning three kickoffs for 53 yards.

McSorley was held without a touchdown pass until the final play, but extended his streak to 19 consecutive games. He completed 31-of-48 passes for 284 yards on the night, while rushing for 61 yards on 17 attempts.

Johnson enjoyed a career night, as his seven catches for 92 yards were both career highs, and the touchdown was the first of his career.

Penn State's offense ran a school-record tying 99 plays and totaled 579 yards, while its defense limited Iowa to 273 yards on 45 plays. Iowa totaled 219 of those yards in the second half though as they rallied from a 15-7 deficit with two fourth-quarter touchdowns. McSorley engineered an 80-yard touchdown drive though with 1:42 remaining.

The Finish

Trailing 15-7 after a Penn State punt, Iowa took over at its own 26 with 11:32 remaining in the game. On third-and-6 from the 30, running back Akrum Wadley broke free for a 70-yard touchdown reception with 10:02 remaining. The two-point conversion was no good, and Penn State took over with a two-point lead from its own 11.

Penn State ultimately wound 7:20 off the clock with a 16-play, 75-yard drive that ended with a blocked 31-yard field goal. It was nearly a three-and-out, but Barkley hurdled a defender on third-and-6 on a screen pass for a first down to keep the drive alive. Barkley also converted a fourth-and-1 at the Iowa 43, rushing for four yards to the Iowa 39. However, the drive stalled out at the 13, and Iowa took over at the 20 with 2:42 remaining after the blocked field goal.

A pass interference penalty on the first play moved the Hawkeyes to their 35, and then completions from quarterback Nate Stanley of 8 and 22 yards advanced Iowa to the Penn State 35. Wadley found a seam to rush 35 yards for the touchdown with 1:42 to go. The two-point conversion attempt failed, leaving Iowa with a 19-15 lead.

After the kickoff, Penn State took over at its own 20. McSorley found Johnson for 12 yards, and then missed on his next two before completing an 8-yard pass to Barkley to bring up fourth-and-2. Penn State called timeout with 58 seconds remaining, and then McSorley zipped a 6-yard pass to Saeed Blacknall over the middle to the Penn State 46 to move the chains.

McSorley next took open field for 12 yards to the 42, and then he completed an 18-yard pass to Johnson and a 14-yard pass to Barkley to the Iowa 10. McSorley found tight end Mike Gesicki for 3 yards to the Iowa 7, but his next two passes were incomplete, and Penn State called timeout on fourth down with four seconds remaining.

Penn State sent three receivers crossing over the middle, and McSorley found Johnson for the winning score.

First Half (Iowa 7, Penn State 5)

Penn State outgained Iowa 219 yards to 54 in the first half, but Iowa took advantage of a late interception for a halftime lead and the half's lone touchdown.

Both teams punted on their first two possessions before Penn State got on the board with a field goal with 1:01 remaining in the first quarter. Penn State drove 66 yards on 11 plays to the Iowa 1-yard line, with Barkley carrying the ball three times for 33 yards and catching two passes for 14 yards to key the drive. The Hawkeyes held strong at the goal line though, stopping McSorley at the pylon on third down, and the Nittany Lions elected to have Tyler Davis kick a 19-yard field goal.

Penn State increased its lead to 5-0 with a safety after downing a punt at the 1-yard line. Shareef Miller was able to get into the backfield on a pitch to Akrum Wadley for a safety with 7:40 remaining in the half.

The Nittany Lions earned one last drive in the half starting at their own 6 with 1:52 remaining after a 53-yard punt. Penn State worked its way out to midfield, but McSorley was hit on a throw, knocking the trajectory of his throw to a wide open Mike Gesicki lower, and straight into the hands of Iowa linebacker Josey Jewell. Jewell returned the pick 33 yards to the 21 with 43 seconds remaining in the half.

It took Iowa just one play to find the end zone, as Nate Stanley hit Nick Easley with a touchdown pass with 37 seconds remaining in the half. Iowa, which had gained just 33 yards of offense before the touchdown throw, took a 7-5 lead to halftime.

Third-Fourth Quarter (Penn State 15, Iowa 7)

Davis kicked a 21-yard field goal for an 8-7 Penn State lead at 10:42 in the third quarter. Iowa crossed the 50 for the first time on a 29-yard completion to ILMIR Smith-Marsette, but Marcus Allen forced a fumble on the very next play and Grant Haley recovered it at the Penn State 25.

The turnover led to a Penn State touchdown drive. Barkley broke free for 44 yards on the first play of the drive, and the Nittany Lions chipped their way down to the 8, where Barkley took it into the end zone on second-and-goal. The score gave the Nittany Lions a 15-7 lead with 5:16 remaining in the third quarter.

Neither team scored until Stanley hit Wadley for a 70-yard touchdown pass on third down with 10:02 remaining in the fourth, setting the stage for the dramatic finish.

SCORING SUMMARY						
	1	2	3	4	OT	F
PSU	3	2	10	6	-	21
IOWA	0	7	0	12	-	19

1st	1:01	PSU			11-66/5:06/3-0	
2nd	7:40	PSU				5-0
	0:37	IOWA			1-21/0:06/5-7	
3rd	10:42	PSU			7-55/2:25/8-7	
	5:16	PSU			8-75/3:07/15-7	
4th	10:02	IOWA			3-74/1:30/5-13	
	1:42	IOWA			3-80/1:00/15-19	
	0:00	PSU			12-80/1:42/21-19	

TEAM STATS		
	PSU	IOWA
First Downs	29	11
Rushing Yards	295	82
Passing Yards	284	191
Passing (C-A-Int)	31-48-1	13-22-0
Total Offense	579	273
Plays	99	45
Fumbles (#-Lost)	2-1	1-1
Penalties (#-Yards)	8-90	3-25
Possession Time	39:39	20:21
3rd-Down Conv.	6-18	3-11
Red Zone	4-5	0-1
Touchdowns	2	0
Field goals	2	0

OTHER		
Time of Game		3:31
Iowa	3-1, 0-1 B1G	
Penn State	4-0, 1-0 B1G	

INDIVIDUAL STATISTICS

RUSHING
 Penn State-Barkley, Saquon 28-211; McSorley, Trace 17-61; Robinson, Andre 4-19; Sanders, Miles 1-6; TEAM 1-minus 2.
 Iowa-Wadley, Akrum 19-80; Stanley, Nate 4-2.

PASSING
 Penn State-McSorley, Trace 31-48-1-284.
 Iowa-Stanley, Nate 13-22-0-191.

RECEIVING
 Penn State-Barkley, Saquon 12-94; Johnson, Juwan 7-92; Gesicki, Mike 5-25; Hamilton, DaeSean 2-46; Thompkins, DeAndre 2-14; Blacknall, Saeed 1-6; Sanders, Miles 1-6; Holland, Jonathan 1-1.
 Iowa-Wadley, Akrum 4-75; Smith-Marsette, ILMIR 2-37; Vandeberg, Matt 2-27; Easley, Nick 2-27; Kelly-Martin, Ivory 2-12; Fant, Noah 1-13.

TOP TACKLERS (T-UA-A)
 Penn State-Cabinda, Jason 6-3-3; Miller, Shareef 5-5-0; Allen, Marcus 5-4-1; Apke, Troy 4-3-1; Campbell, Christian 3-3-0; Cothran, Curtis 3-3-0.
 Iowa-Jewell, Josey 16-11-5; Hooker, Amani 13-11-2; Rugamba, Manny 9-8-1; Taylor, Miles 7-6-1; Bower, Bo 7-4-3; Niemann, Ben 6-4-2; Nelson, Anthony 5-4-1; Bazata, Nathan 5-3-2; Jackson, Joshua 5-3-2.

GAME 5

INDIANA 14



vs.



45 PENN STATE

BEAVER STADIUM
BTN

SEPT. 30, 2017
ATTN: 107,526



GAME RECAP

UNIVERSITY PARK, Pa. – The Penn State special teams units helped build a four-touchdown lead in the first quarter, as the fourth-ranked Nittany Lions defeated Indiana, 45-12.

It was a historic afternoon for senior DaeSean Hamilton, who became Penn State's career receptions leader. With nine receptions for 122 yards and a career-high three touchdowns, Hamilton has 181 career receptions, breaking the record of 179 held by Deon Butler.

Saquon Barkley set the tone, returning the opening kickoff 98 yards for his first career return touchdown. Jason Cabinda, who matched a career high with 14 tackles in the game, forced a fumble on Indiana's first offensive drive to setup a touchdown drive for Penn State's second score. Then a pair of punts turned into scoring opportunities, as Irvin Charles forced a fumble on a punt return that was scooped up by Nick Scott for a touchdown, and punter Blake Gillikin absorbed a hit to draw a personal foul for a first down, leading to yet another touchdown drive. It marks the first time since 2001 that Penn State has had two special teams touchdowns in the same game.

Indiana responded with a pair of touchdowns in the second quarter to cut the deficit in half, but the Hoosiers were shut out in the second half, while Penn State added a field goal and a pair of Hamilton touchdowns for the final margin. Turnovers were a factor throughout the game, as Penn State won the battle in the category, 4-1, forcing and recovering three fumbles and adding an Amani Oruwariye interception.

Barkley surpassed 200 all-purpose yards for the fourth time this season and added a touchdown pass to Hamilton in the fourth quarter to become the first Big Ten player and sixth in FBS since 1996 to return a kickoff for a touchdown and throw a touchdown pass in the same game. He finished with 205 all-purpose yards with 98 yards coming on the return, 56 yards rushing on 20 carries and 51 yards receiving on four catches.

Trace McSorley had his seventh 300-yard passing game of his career, completing 23-of-36 passes for 315 yards and two touchdowns, extending his games with a touchdown streak to 20 games. He also rushed for one touchdown.

First Quarter (Penn State 28, Indiana 0)

Penn State's special teams and defense helped the Nittany Lions jump out to a 28-0 lead in the opening stanza. The 28 points were the most Penn State had scored in the first quarter since scoring the same against Illinois in 2005.

Barkley returned the opening kickoff 98 yards to open the scoring, and then Christian Campbell forced a fumble on Indiana's ensuing possession that Cabinda recovered and returned 4 yards to the Indiana 29-yard line. Using a 24-yard completion to Juwan Johnson and a 7-yard rush by Barkley, Penn State moved inside the Indiana 5, and

McSorley scored with a rush from 1-yard out three plays later for a 14-0 lead with 11:41 remaining in the first quarter.

Penn State's next offensive possession ended with a punt, but Charles forced a fumble on the return at the Indiana 13, and Nick Scott scooped it and scored for a 21-0 lead with 6:34 remaining in the quarter.

The Penn State defense forced a three-and-out and Penn State took over on its own 27 for its next drive. The Hoosiers forced a three-and-out, but a roughing the punter penalty gave the Nittany Lions a first down and 15 yards to the Penn State 37. Barkley made a one-handed catch in the backfield, made a move to juke All-American linebacker Tegray Scales, and rumbled for 36 yards to the Indiana 27 on the very next play. The nine-play, 73-yard drive concluded with an 8-yard touchdown pass to DaeSean Hamilton for a 28-0 advantage with 41 seconds remaining in the quarter.

Second Quarter (Penn State 28, Indiana 14)

Indiana got on the scoreboard early in the second quarter, as Ian Thomas broke free for a 54-yard reception down to the Penn State 2, and Ricky Brookins punched it into the end zone on the next play, cutting the deficit to 28-7 with 14:01 to go in the half.

Both teams would trade punts for the rest of the quarter until McSorley was intercepted at the Indiana 40 by Jonathan Crawford with 2:49 to go in the half. Indiana drove 60 yards on eight plays in 2:05 for a touchdown, which was scored on an 18-yard touchdown throw from Peyton Ramsey to Simmie Cobbs Jr.

Third Quarter (Penn State 38, Indiana 14)

Tyler Davis was able to drill a 45-yard field goal for a 31-14 lead with 5:50 remaining in the third.

Indiana reached midfield in just two plays on its ensuing possession after Devonte Williams found space for a 23-yard rush to the Penn State 48, but he fumbled on the next carry on a hit from Marcus Allen, and Parker Cothren recovered it at the line of scrimmage to setup a touchdown drive.

Penn State needed just four plays to cover 52 yards. McSorley found Saeed Blacknall for 18 on the first play to advance to the Indiana 34, and then McSorley picked up a first down rushing for 7 yards and then 3 to reach the 24. McSorley fired to the end zone on the next play, finding Hamilton for his second touchdown of the day and a 38-14 lead with 3:22 to go in the third.

Fourth Quarter (Penn State 45, Indiana 14)

Hamilton scored his third touchdown of the day on a pass from Barkley. At the 16-yard line, Barkley took a pitch in the backfield from McSorley to draw the defense forward, and Barkley tossed it over the defense to an open Hamilton for the touchdown.

SCORING SUMMARY

	1	2	3	4	OT	F
IU	0	14	0	0	-	14
PSU	28	0	10	7	-	45

1st	14:46	PSU	Saquon Barkley 98 yd kickoff return (T. Davis kick)	0-7
	11:41	PSU	Trace McSorley 1 yd run (T. Davis kick)	6-39/2:45/0-14
	6:34	PSU	Nick Scott 13 yd fumble recovery (T. Davis kick)	0-21
	0:41	PSU	DaeSean Hamilton 8 yd pass from McSorley (T. Davis kick)	9-73/4:28/0-21
2nd	14:01	IND	Ricky Brookins 2 yd run (Oakes kick)	6-75/1:40/7-28
	0:44	IND	Simmie Cobbs Jr. 18 yd pass from Ramsey (Oakes kick)	8-60/2:05/14-28
3rd	5:50	PSU	Tyler Davis 45 yd field goal	8-40/3:24/14-31
	3:22	PSU	DaeSean Hamilton 24 yd pass from McSorley (T. Davis kick)	4-52/1:36/14-38
4th	4:13	PSU	DaeSean Hamilton 16 yd pass from Barkley (T. Davis kick)	5-73/2:20/14-45

TEAM STATS

	IU	PSU
First Downs	19	20
Rushing Yards	177	39
Passing Yards	175	331
Passing (C-A-Int)	15-32-1	24-37-1
Total Offense	352	370
Plays	79	74
Fumbles (#-Lost)	3-3	0-0
Penalties (#-Yards)	2-20	2-7
Possession Time	26:31	33:29
3rd-Down Conv.	7-18	6-18
Red Zone	2-2	3-4
Touchdowns	2	3
Field goals	0	0

OTHER

Time of Game	3:16
Indiana	2-2, 0-2 B1G
Penn State	5-0, 2-0 B1G

INDIVIDUAL STATISTICS

RUSHING

Indiana-Ramsey, Peyton 12-53; Ellison, Morgan 9-53; Gest, Cole 10-48; Philyor, Whop 3-13; Williams, Devonte 5-9; Rodriguez, Alex 3-9; Brookins, Ricky 3-4; TEAM 1-minus 2; Lagow, Richard 1-minus 10.
Penn State-Barkley, Saquon 20-56; Hamilton, DaeSean 1-2; McSorley, Trace 16-minus 19.

PASSING

Indiana-Ramsey, Peyton 8-17-1-78; Lagow, Richard 7-15-0-97.
Penn State-McSorley, Trace 23-36-1-315; Barkley, Saquon 1-1-0-16.

RECEIVING

Indiana-Thomas, Ian 5-91; Cobbs Jr., Simmie 5-44; Williams, Devonte 1-23; Watercutter, Ryan 1-7; Mack, Taysir 1-4; Philyor, Whop 1-4; Brookins, Ricky 1-2.
Penn State-Hamilton, DaeSean 9-122; Johnson, Juwan 4-63; Barkley, Saquon 4-51; Gesicki, Mike 3-19; Thompkins, DeAndre 2-53; Blacknall, Saeed 1-18; Pancoast, Tom 1-5.

TOP TACKLERS (T-UA-A)

Indiana-Scales, Tegray 11-7-4; Fields, Tony 10-7-3; Covington, Chris 8-3-5; Dutra, Chase 7-6-1; Barwick Jr., Mike 5-1-4.
Penn State-Cabinda, Jason 14-6-8; Bowen, Manny 8-1-7; Smith, Brandon 7-0-7; Allen, Marcus 6-2-4; Campbell, Christian 4-2-2; Apke, Troy 4-2-2; Cothren, Parker 4-2-2; Haley, Grant 4-2-2; Miller, Shareef 4-1-3; Brown, Cam 4-1-3.



GAME 6

PENN STATE 31



vs.



7 NORTHWESTERN

RYAN FIELD
ABC OCT. 7, 2017
ATTN: 41,061



GAME RECAP

EVANSTON, Ill. - The Penn State defense and precise passing from Trace McSorley led the Nittany Lions to their sixth-straight victory this season, as they defeated Northwestern, 31-7, in Ryan Field.

Penn State led 10-0 at the half, and then pulled away with a pair of Saquon Barkley touchdowns in the third quarter and a McSorley rushing score in the fourth, before Northwestern earned its first score of the game with less than two minutes remaining.

The Penn State defense limited Northwestern to 265 yards of total offense, yielding just 99 in the second half. It also forced three turnovers in the first half, with Amani Oruwariye and Christian Campbell both earning interceptions and Shaka Toney forcing a fumble that was recovered by Kevin Givens. Toney also led the Nittany Lions with two sacks.

McSorley was responsible for a pair of touchdowns, also throwing for one and completing a program-record 15 consecutive passes across the first to third quarters. He finished with 245 yards passing after completing 25-of-34 passes.

Barkley added a pair of touchdowns on the ground, including a 53-yarder, and totaled 75 yards on 16 carries and 9 yards on two receptions.

First Quarter (Penn State 3, Northwestern 0)

Penn State's defense shined in the first quarter despite favorable field position for Northwestern, as the Nittany Lions squashed scoring opportunities with turnovers. On its first offensive drive, Northwestern took over on downs at its own 38 and completed a 24-yard pass on fourth-and-8 to the Penn State 10-yard line to bring up first-and-goal, but a holding penalty for a loss of 10 yards, a sack by Curtis Cothran for a loss of 8 and a rush for no gain brought up third down from the Penn State 28. Northwestern QB Clayton Thorson attempted a deep pass but Oruwariye made a leaping interception at the Penn State 10.

Penn State went three and-out on offense after the interception, and Blake Gillikin's punt into the stiff wind only went 39 yards to the Northwestern 45. The Wildcats were able to pick up one first down, but on third-and-9 from the Penn State 41, Toney strip-sacked Thorson, and Givens recovered the fumble at the Penn State 48.

The turnover setup an eight-play, 49-yard field goal drive that Tyler Davis completed with a 21-yard field goal conversion with 13 seconds remaining in the quarter.

Second Quarter (Penn State 10, Northwestern 0)

The Nittany Lions found the end zone on their first offensive drive of the second quarter for the lone score of the frame. The Penn State defense forced a three-and-out to start the stanza, and a shanked punt gave the Nittany Lions the ball at their own 48.

It took the Lions just five plays to score, as McSorley connected with DeAndre Thompkins for 19 yards to the Northwestern 33, and then McSorley found Brandon Polk on back-to-back plays, first for 6 yards and then for 23 yards, to the Northwestern 4. The Wildcats stopped Saquon Barkley for a loss of 6 yards, but then McSorley threw a 10-yard touchdown pass to Tommy Stevens for a 10-0 lead with 12:04 remaining in the half.

The Penn State defense continued to thrive, stopping Northwestern on fourth-and-2 from the Penn State 33 with 7:01 remaining in the quarter.

Penn State was forced to punt and Gillikin pinned the Wildcats at their own 8-yard line with 3:31 to go. The Wildcats reached the Penn State 37 in the final seconds of the half, but a heave to the end zone was intercepted by Campbell to send the teams to the locker room.

Third Quarter (Penn State 24, Northwestern 0)

The Wildcats received the kickoff to open the half, but the Nittany Lions forced a three-and-out, took over on offense at their own 34 and assembled a 10-play, 66-yard touchdown drive.

McSorley went 5-for-5 passing on the drive, and his fifth completion was a 38-yarder to Saeed Blacknall, who broke a tackle and scampered to the Northwestern 5, before getting nudged out of bounds. Stevens lined up in the backfield and rushed for 4 yards to the 1, McSorley got the ball inside the 1 on another rush, and then Barkley reached the ball across for the score with 9:33 to go in the quarter. The Penn State defense did not allow a first down in the quarter and Barkley found the end zone again late in the frame, breaking free for 53 yards down the right sideline.

Fourth Quarter (Penn State 31, Northwestern 7)

McSorley engineered an 11-play, 54-yard touchdown drive, taking the ball himself from 5 yards out with 8:52 remaining in the game.

Northwestern was able to avoid the shutout late, driving 80 yards on nine plays. Backup quarterback Matt Alviti, led the drive, highlighted by completions of 14 and 25 yard and a 14-yard rush. He rushed the ball into the end zone himself from a yard out for the final margin.

SCORING SUMMARY

	1	2	3	4	OT	F
PSU	3	7	14	7	-	31
NU	0	0	0	7	-	7

1st	0:13	PSU	8-49/3:25/3-0
		Tyler Davis 21 yd field goal	
2nd	12:04	PSU	5-52/2:11/10-0
		Tommy Stevens 10 yd pass from McSorley (T. Davis)	
3rd	9:33	PSU	10-66/4:21/17-0
		Saquon Barkley 1 yd run (T. Davis kick)	
	2:13	PSU	4-71/1:06/24-0
		Saquon Barkley 53 yd run (T. Davis kick)	
4th	8:52	PSU	11-54/3:53/31-0
		Trace McSorley 5 yd run (T. Davis)	
	1:46	NU	9-80/2:19/31-7
		Matt Alviti 1 yd run (Kuhbander kick)	

TEAM STATS

	PSU	NU
First Downs	23	15
Rushing Yards	95	67
Passing Yards	286	198
Passing (C-A-Int)	29-41-0	23-43-2
Total Offense	381	265
Plays	79	73
Fumbles (#-Lost)	0-0	1-1
Penalties (#-Yards)	3-30	8-74
Possession Time	34:04	25:56
3rd-Down Conv.	8-16	5-19
Red Zone	4-5	1-2
Touchdowns	3	1
Field goals	1	0

INDIVIDUAL STATISTICS

RUSHING

Penn State-Barkley, Saquon 16-75; Stevens, Tommy 3-17; Allen, Mark 2-4; Robinson, Andre 1-0; McSorley, Trace 16-minus 1.
Northwestern-Jackson, Justin 16-66; Alviti, Matt 3-20; Larkin, Jeremy 3-5; Brown, Jesse 1-4; Lees, Riley 1-0; Thorson, Clayton 6-minus 28.

PASSING

Penn State-McSorley, Trace 25-34-0-245; Stevens, Tommy 4-7-0-41.
Northwestern-Thorson, Clayton 19-36-2-142; Alviti, Matt 4-7-0-56.

RECEIVING

Penn State-Thompkins, DeAndre 6-57; Johnson, Juwan 6-43; Blacknall, Saeed 4-74; Polk, Brandon 3-40; Hamilton, DaeSean 2-35; Sanders, Miles 2-11; Barkley, Saquon 2-9; Gesicki, Mike 2-9; Stevens, Tommy 2-8.
Northwestern-Jackson, Justin 6-23; Wilson, Macan 4-39; Nagel, Flynn 3-26; Dickerson, Garrett 3-17; Skowronek, Bennett 2-34; Lees, Riley 2-22; James, Jace 1-25; Green, Cameron 1-9; McGowan, Kyric 1-3.

TOP TACKLERS (T-UA-A)

Penn State-Apke, Troy 5-5-0; Cabinda, Jason 5-3-2; Allen, Marcus 5-2-3; Smith, Brandon 5-1-4; Farmer, Koa 4-4-0; Miller, Shareef 4-3-1; Campbell, Christian 4-3-1; Bowen, Manny 4-2-2; Simmons, Shane 4-2-2.
Northwestern-Igwebuikwe, Godwin 11-8-3; Hall, Nate 9-8-1; Fisher, Paddy 6-5-1; Williams, Trae 5-3-2; Gallagher, Blake 5-2-3; Queiro, Kyle 5-2-3.

GAME 7

MICHIGAN 13



42 PENN STATE

BEAVER STADIUM
ABC

OCT. 21, 2017
ATTN: 110,823



GAME RECAP

UNIVERSITY PARK, Pa. - In front of a raucous, Beaver Stadium-record crowd of 110,823, Saquon Barkley and Trace McSorley scored three touchdowns each to lead No. 2 Penn State past No. 19 Michigan, 42-13.

Michigan entered the game boasting the FBS' top total defense (223.8 ypg), but Barkley set the tone early, scoring two rushing touchdowns in the first five minutes, highlighted by a 69-yard touchdown on the game's second play from scrimmage. He also helped put the game away in the fourth quarter, catching a 42-yard touchdown pass from McSorley. The catch gave him the yards necessary to become the first Penn State player and the fourth in Big Ten history to total 3,000 career rushing yards and 1,000 career receiving yards.

McSorley was ultimately responsible for four touchdowns, rushing for a career-high three scores, in addition to his fourth-quarter toss to Barkley. McSorley finished with 358 yards of total offense, as he connected on 17-of-26 passes for 282 yards and rushed for 76 yards on 11 carries.

The Nittany Lions outgained the Wolverines, 506-269, in total yardage. The points and yards allowed by Michigan's defense were its most since 2015, while Penn State's defense was relentless, with eight different players contributing to a season-high seven sacks.

Penn State led the game from Barkley's first score until the end. Michigan battled back in the second quarter, cutting Penn State's lead to one (14-13), but the Nittany Lions covered 75 yards on seven plays in 52 seconds to score before the halftime break for a 21-13 halftime advantage. Michigan was unable to score in the second half, while McSorley took over with a pair of rushing touchdowns and his touchdown pass to Barkley.

First Quarter (Penn State 14, Michigan 0)

Penn State jumped out to a 14-0 lead with a pair of quick strikes. On just the second play of the game after the opening kickoff, Barkley took a direct snap 69 yards for a touchdown. The Nittany Lion defense then forced a three-and-out, putting the offense back on the field at its own 32.

The Lions needed just four plays to find the end zone again, as McSorley scrambled on 2nd-and-5 for 23 yards to the 50, and then threw a 35-yard jump ball to Mike Gesicki at the 15. Barkley scored on a pitch on the very next play.

Barkley totaled 102 yards on six carries for the quarter. Michigan took advantage of an interception though to halt Penn State's momentum. Michigan drove to the Penn State 3 to set up first and goal before the quarter ended.

Second Quarter (Penn State 14, Michigan 13)

On fourth-and-inches, Karan Higdon took a pitch around the left end and was able to get just inside the pylon for Michigan's first score, and Michigan trailed 14-6 after a missed extra point.

After both teams traded three-and-outs, Penn State turned the ball over on downs at the Michigan 33. The Wolverines then drove 67 yards for a touchdown on eight plays, capped by Ty Isaac powering through the middle for a 6-yard touchdown run with 1:45 to go in the half.

However, Michigan left too much time on the clock, as Penn State drove 75 yards for a touchdown in less than a minute. After an incompletion, McSorley connected with Juwan Johnson for 12 yards and then Hamilton for 36 yards to the Michigan 27. Barkley rushed for 9 yards on the next carry but was dropped for a loss of 2 on the next an option pitch, setting up third-and-3. The Lions stayed aggressive though, finding Gesicki for 17 yards down the sideline to the Michigan 3.

McSorley called his own number on the next play, weaving through the linemen for a touchdown with 53 seconds remaining.

Third Quarter (Penn State 28, Michigan 13)

Penn State tallied the lone score of the third quarter, driving 80 yards on nine plays for a touchdown. On second-and-8 from the 22, DaeSean Hamilton got the drive rolling with a slant, finding a seam for a 26-yard gain to the Penn State 48. Later, in the drive McSorley connected again with Hamilton for gains of 11 and 9 yards on second and third downs, respectively, to the Michigan 13. McSorley then weaved his way through the Michigan defense on the next play and dove for the left pylon, scoring for a 28-13 lead with 5:31 to go.

Fourth Quarter (Penn State 42, Michigan 13)

Looking to pull back within a touchdown, Michigan erased a second-and-21 deficit with a 22-yard completion to its own 49 early in the final stanza. However, cornerback Christian Campbell found his way into the backfield and stripped the ball from O'Korn's hand, and defensive lineman Robert Windsor was there to recover it for Penn State, setting up another touchdown drive.

Penn State took over on the Michigan 46, and after a 4-yard completion to Blacknell, Barkley broke free wide open down the right sideline, making a bobbling catch for a 42-yard touchdown reception and a 35-13 advantage with 13:11 to go.

Michigan was able to cross midfield on its next possession, but on fourth-and-11 from the Penn State 45, Kevin Givens was able to haul down O'Korn for a loss of 7 yards.

Penn State took over at the Michigan 48 and extended its lead for the final margin. A 23-yard completion to Brandon Polk and a 19-yard run by McSorley keyed the drive, and McSorley rushed in from 9 yards out for a touchdown.

SCORING SUMMARY

	1	2	3	4	OT	F
MICH	0	13	0	0	-	13
PSU	14	7	7	14	-	42

1st	14:17	PSU	2-75/0:43/0-7
		Saquon Barkley	69 yd run (T. Davis kick)
	10:11	PSU	4-78/2:05/0-14
		Saquon Barkley	15 yd run (T. Davis kick)
2nd	12:53	MICH	11-59/5:28/6-14
		Karan Higdon	1 yd run (Nordin kick fail)
	1:45	MICH	8-67/3:20/13-14
		Ty Isaac	6 yd run (Nordin kick)
	0:53	PSU	7-75/0:52/13-21
		Trace McSorley	3 yd run
3rd	5:13	PSU	9-80/5:24/13-28
		Trace McSorley	13 yd run (T. Davis kick)
4th	13:11	PSU	2-46/0:32/13-35
		Saquon Barkley	42 yd pass from McSorley (T. Davis kick)
	7:53	PSU	4-48/1:57/13-42
		Trace McSorley	9 yd run (T. Davis kick)

TEAM STATS

	MICH	PSU
First Downs	16	25
Rushing Yards	103	224
Passing Yards	166	282
Passing (C-A-Int)	16-28-0	17-26-1
Total Offense	269	506
Plays	70	61
Fumbles (#-Lost)	2-1	0-0
Penalties (#-Yards)	6-59	1-10
Possession Time	32:56	27:04
3rd-Down Conv.	6-16	4-7
Red Zone	2-2	4-5
Touchdowns	2	4
Field goals	0	0

INDIVIDUAL STATISTICS

RUSHING

Michigan-Higdon, Karan 15-45; Isaac, Ty 6-36; Evans, Chris 4-17; McDoom, Eddie 1-8; Hill, Khalid 2-0; O'Korn, John 14-minus 3.
Penn State-Barkley, Saquon 15-108; McSorley, Trace 11-76; Sanders, Miles 6-25; Stevens, Tommy 1-11; Allen, Mark 1-5; TEAM 1-minus 1.

PASSING

Michigan-O'Korn, John 16-28-0-166.
Penn State-McSorley, Trace 17-26-1-282.

RECEIVING

Michigan-Perry, Grant 3-46; Peoples-Jones, Donovan 3-43; McDoom, Eddie 3-29; McKeon, Sean 3-11; Hill, Khalid 2-12; Crawford, Kekoa 1-23; Evans, Chris 1-2.
Penn State-Hamilton, DaeSean 6-115; Barkley, Saquon 3-53; Johnson, Juwan 3-30; Gesicki, Mike 2-52; Polk, Brandon 1-23; Robinson, Andre 1-5; Blacknell, Saeed 1-4.

TOP TACKLERS (T-UA-A)

Michigan-Kinnel, Tyree 7-4-3; Hudson, Khaleke 6-3-3; McCray, Mike 6-3-3; Hill, Lavert 6-3-3; Bush, Devin 6-2-4; Winovich, Chase 4-2-2.
Penn State-Cabinda, Jason 12-2-10; Farmer, Koa 7-1-6; Allen, Marcus 6-2-4; Bowen, Manny 6-1-5; Apke, Troy 4-3-1; Oruwareye, Amani 4-3-1; Haley, Grant 4-3-1; Campbell, Christian 4-3-1; Wade, Lamont 4-2-2; Givens, Kevin 4-1-3; Cothren, Parker 4-1-3; Buchholz, Ryan 4-1-3.



GAME 8

PENN STATE 38  vs.  **39 OHIO STATE**

OHIO STADIUM OCT. 28, 2017
FOX ATTN: 109,302



GAME RECAP

COLUMBUS, Ohio - No. 6 Ohio State rallied from 15 points down in the fourth quarter to defeat No. 2 Penn State, 39-38, in Ohio Stadium.

Penn State did not yield the lead until Ohio State's final score with 1:48 remaining, as Ohio State quarterback J.T. Barrett connected with Marcus Baugh on a 16-yard touchdown. The loss snapped the Nittany Lions' 15-game regular season and 13-game Big Ten winning streaks.

The Nittany Lions built a 21-3 lead by the early part of the second quarter, as Saquon Barkley returned the opening kickoff for a touchdown, Trace McSorley threw a touchdown pass and Barkley scored on a 36-yard rush. The Buckeyes were able to stay within striking distance though, and Barrett threw three touchdown passes in the fourth quarter, while Ohio State clamped down on defense, to win the game late. Barrett went 9-for-9 passing for 102 yards on two touchdown drives in the final five minutes.

First Quarter (Penn State 14, Ohio State 3)

Success in all three phases gave Penn State a two-touchdown lead within the first four minutes of the game, as Barkley returned the opening-kickoff 97 yards for a touchdown and then the Nittany Lion defense forced and recovered a fumble to setup a short touchdown drive.

Barkley's touchdown gave Penn State a 7-0 lead just 15 seconds into the game and on Ohio State's third play from scrimmage, Manny Bowen forced a fumble at the 50-yard line that Koa Farmer scooped up and returned 26 yards to the Ohio State 23.

Facing third-and-goal from the 13 on the ensuing possession, McSorley lobbed a pass to the back-right corner of the end zone, where DaeSean Hamilton hauled it in for a touchdown with 11:36 remaining in the quarter.

Both teams would trade punts before Ohio State got on the scoreboard with a 38-yard field goal with 4:38 remaining in the quarter. It was the first first-quarter score allowed by Penn State this season.

Second Quarter (Penn State 28, Ohio State 17)

The second quarter was even with both teams scoring a pair of touchdowns. Barkley and McSorley both scored rushing touchdowns for the Nittany Lions, as their kickoff return was a factor again. J.T. Barrett threw a touchdown and Mike Weber scored one on the ground for the Buckeyes.

Penn State started at its own 19 to start the second quarter after forcing a turnover on downs to end the first. It took just seven plays to score, as Barkley scampered down the sideline from 36 yards out. McSorley went 3-for-4 passing for 27 yards on the drive, and the Lions were also aided by a pass interference call.

Ohio State answered quickly with a five-play, 63-yard touchdown drive. A 36-yard pass to Austin Mack at the Penn State 16 keyed the drive, and Barrett found Terry McLaurin in the end zone just two plays later for a 14-yard touchdown pass, making 21-10 with 11:33 to go.

Penn State's kickoff return unit stepped up again on the ensuing kickoff. Looking to avoid Barkley, Ohio State kicked short to Farmer, but he returned it 59 yards to the Ohio State 23. McSorley capped the drive with a 6-yard touchdown run, diving for the pylon.

Ohio State responded again though, driving 75 yards on 10 plays. Mike Weber punched it into the end zone from 2 yards out, cutting the OSU deficit to 28-17 before halftime.

Third Quarter (Penn State 35, Ohio State 20)

Ohio State received the kickoff to open the half and scored a 36-yard field goal, pulling within eight with 11:37 to go in the quarter.

The Nittany Lions answered with a 10-play touchdown drive. McSorley kept the drive alive early with a 12-yard scramble on third-and-11, and then capped it with a 37-yard touchdown pass to DeAndre Thompkins. The touchdown was initially ruled an interception on the field as the defensive back came up with the ball, but it was overturned on video-review, as it was clear Thompkins controlled the ball to the ground.

Fourth Quarter (Ohio State 39, Penn State 38)

Ohio State outscored Penn State, 19-3, in the final frame to snatch the victory.

Penn State appeared to have a chance to put the game away early in the quarter with a fumble recovery by Shareef Miller at the Ohio State 42, but the Buckeyes forced a three-and-out and blocked the ensuing punt to setup a touchdown drive. Denzel Ward blocked the punt for Ohio State, and Dante Booker recovered it at the Penn State 47 and returned it 6 yards to the Penn State 41.

Barrett then found Johnnie Dixon wide-open over the middle for a 28-yard touchdown with 11:05 remaining, which cut Penn State's lead to 35-27.

The Nittany Lions answered with a 10-play, 64-yard field goal drive. Tyler Davis hit a 24-yard field goal down the middle to extend the Lion lead to 38-27 with 5:42 remaining.

Ohio State wasted no time finding the end zone again though, driving 76 yards in just 1:17. Starting at its own 24, Barrett completed four-straight passes to move the Buckeyes to the Penn State 30. Offsides and pass interference penalties on the next two plays spotted the ball at the 10, and Barrett connected with Dixon in the end zone for the touchdown with 4:20 remaining, making it a 38-33 game. The two-point conversion attempt failed.

Penn State only went backwards on offense, and the Buckeyes offense started at its own 42 with 3:07 remaining. The Buckeyes needed just 1:19 to find the end zone again, as Barrett was perfect on five-straight passes, eventually connecting with Marcus Baugh on a 16-yard touchdown for a 39-38 lead with 1:48 to go.

SCORING SUMMARY

	1	2	3	4	OT	F
PSU	14	14	7	3	-	38
OSU	3	14	3	19	-	39

1st	14:45	PSU	7-0
		Saquon Barkley 97 yd kickoff return (T. Davis kick)	
	11:36	PSU	5-23/1:56/14-0
		DaeSean Hamilton 13 yd pass from McSorley (T. Davis kick)	
	4:38	OSU	9-37/2:58/14-3
		Sean Nuernberger 38 yd field goal	
2nd	11:40	PSU	7-81/3:20/1-3
		Saquon Barkley 36 yd run (T. Davis kick)	
	9:32	OSU	5-63/2:01/21-10
		Terry McLaurin 14 yd pass from Barrett (Nuernberger kick)	
	8:06	PSU	2-23/1:08/28-10
		Trace McSorley 6 yd run (T. Davis kick)	
	4:56	OSU	10-75/3:10/28-17
		Mike Weber 2 yd run (Nuernberger kick)	
3rd	11:37	OSU	10-57/3:23/28-20
		Sean Nuernberger 36 yd field goal	
	7:25	PSU	10-70/4:09/35-20
		DeAndre Thompkins 37 yd pass from McSorley (T. Davis kick)	
4th	11:05	OSU	2-47/0:34/35-27
		Johnnie Dixon 38 yd pass from Barrett (Nuernberger kick)	
	5:42	PSU	10-64/5:18/38-27
		Tyler Davis 24 yd field goal	
	4:20	OSU	5-76/1:17/38-33
		Johnnie Dixon 10 yd pass from Barrett (Dixon rush failed)	
	1:48	OSU	5-58/1:19/38-39
		Marcus Baugh 16 yd pass from Barrett (Barrett rush failed)	

TEAM STATS

	PSU	OSU
First Downs	17	27
Rushing Yards	91	201
Passing Yards	192	328
Passing (C-A-Int)	17-29-0	33-39-0
Total Offense	283	529
Plays	64	78
Fumbles (#-Lost)	0-0	2-2
Penalties (#-Yards)	9-73	10-79
Possession Time	30:53	29:07
3rd-Down Conv.	7-15	5-12
Red Zone	3-3	6-6
Touchdowns	2	4
Field goals	1	2

INDIVIDUAL STATISTICS

RUSHING

Penn State-McSorley, Trace 13-49; Barkley, Saquon 21-44; TEAM 1-minus 2.
Ohio State-Barrett, J.T. 17-95; Dobbins, J.K. 13-88; Weber, Mike 7-21; TEAM 2-minus 3.

PASSING

Penn State-McSorley, Trace 17-29-0-192.
Ohio State-Barrett, J.T. 33-39-0-328.

RECEIVING

Penn State-Gesicki, Mike 6-57; Barkley, Saquon 4-23; Johnson, Juwan 3-29; Thompkins, DeAndre 2-49; Blacknall, Saeed 1-21; Hamilton, DaeSean 1-13.
Ohio State-Hill, K.J. 12-102; Mack, Austin 6-90; Weber, Mike 5-9; Dixon, Johnnie 3-56; McLaurin, Terry 2-34; Baugh, Marcus 2-20; Saunders, C.J. 1-13; Campbell, Parris 1-5; Dobbins, J.K. 1-minus 1.

TOP TACKLERS (T-UA-A)

Penn State-Allen, Marcus 10-9-1; Bowen, Manny 9-7-2; Apke, Troy 8-6-2; Cabinda, Jason 7-3-4; Farmer, Koa 7-3-4; Campbell, Christian 6- 3-3.
Ohio State-Fuller, Jordan 9-8-1; Baker, Jerome 7-4-3; Worley, Chris 5-3-2; Booker, Dante 5-3-2; Hubbard, Sam 4-3-1; Sheffield, Kendall 4-1-3; Landers, Robert 3-2-1.

GAME 9

PENN STATE 24



vs.



27 MICHIGAN STATE

SPARTAN STADIUM
FOX

NOV. 4, 2017
ATTN: 71,605



GAME RECAP

EAST LANSING, Mich. - No. 7 Penn State entered the fourth quarter with a three-point lead, but a pair of fourth-quarter field goals from No. 24 Michigan State lifted the Spartans to a 27-24 victory inside of Spartan Stadium.

The passing games thrived for both squads, even with the wet conditions and a nearly 3 1/2 hour weather delay midway through the second quarter, as neither running game could find its footing.

Quarterback Trace McSorley piled up the second-highest passing yardage total of his career, completing 26-of-47 passes for 381 yards and three touchdowns. McSorley's 381 passing yards were just shy of his career-high 384-yard effort in the Big Ten Championship Game last season.

McSorley found eight different receivers in the game, with DaeSean Hamilton (112 yards) and DeAndre Thompkins (102 yards) each accounting for over 100 yards receiving. The yardage total was a career high for Thompkins, marking his first career 100-yard receiving game.

Michigan State's Brian Lewerke was not to be undone in the game, as he completed 33-of-56 passes for 400 yards and two touchdowns to rally the Spartans to victory. Felton Davis caught a game-high 12 passes for 181 yards and one touchdown for Michigan State. LJ Scott ran for 43 yards and a touchdown, while Matt Coghlin connected on both of his field goal attempts in the Spartans' win.

First Quarter (Penn State 14, Michigan State 7)

Penn State's offense started rolling on its second possession, driving 92 yards for a touchdown on seven plays in exactly three minutes. McSorley went 5-for-5 passing for 70 yards on the drive, capping it with a 31-yard touchdown pass to Hamilton. Hamilton started the drive with a 23-yard reception, and McSorley got help in the passing game from Saquon Barkley, as the running back took a direct snap and zipped a 20-yard throw over the middle to Mike Gesicki to the Michigan State 42. Thompkins then hauled in an 11-yard catch to the 31 to setup the touchdown strike.

Michigan State answered with a touchdown drive to tie the game at 7-7 with 3:28 to go in the first quarter. The Spartans started at their own 48 after a 28-yard kickoff return by Connor Heyward and a 15-yard personal foul penalty on Penn State, and moved deep into Penn State territory on consecutive completions of 18 (Darrell Stewart) and 17 (Davis) yards. After penalties on both teams, Michigan State ended up with first-and-goal at the 17. However, Lewerke found Davis for 10 yards to the 7, and then Stewart made a contested catch in the end zone for the touchdown.

The Nittany Lions regained the lead on their next possession, once again moving the ball predominantly through the air. Hamilton keyed the drive with catches of 17 and 19 yards, with the latter advancing the Lions to the MSU 29. Penn State decided to go for it on fourth-and-8 from the MSU 27, and the gamble paid off as McSorley tossed a short pass to Saeed Blacknall on the left sideline,

who broke a tackle to pick up the first down and then broke two more tackles to get all the way to the end zone.

Second Quarter (Penn State 14, Michigan State 14)

With 7:58 remaining in the half, lightning was detected in the area, resulting in a 3 hour and 22 minute delay. The Spartans came out of the delay and gained 3 yards on their first play to bring up fourth-and-1 from the PSU 34. Going for it, Koa Farmer and Kevin Givens met MSU's Scott for no gain to force the turnover on downs.

After a three-and-out by the Nittany Lions, Michigan State covered 69 yards on just five plays to knot the score at 14. After a short gain on the first play of the drive, a pass interference call moved the sticks for the Spartans. MSU was pushed to third down again before converting on third-and-3 with a 15-yard pass from Lewerke to Gerald Holmes. On the next snap, Lewerke found Felton for a diving 33-yard grab in the end zone.

Third Quarter (Penn State 24, Michigan State 21)

A pair of punts opened the third quarter, before Michigan State continued to show a propensity for converting on third-and-long on its way to taking a 21-14 lead. Facing third-and-18 from its own 19, Lewerke found Davis for 36 yards and a first down. After netting minus-1 yards on the next two plays, Lewerke connected with Hunter Rison for 26 yards and the duo followed that with a 17-yard connection to bring up first-and-goal from the PSU 3. Smith plunged into the end zone on the next play to give the Spartans their first lead of the game, 21-14.

Penn State would regain the lead though before the end of the quarter by making the next two scores. The Lions answered with a 12-play, 71-yard field goal drive. The Penn State defense then forced a three-and-out on the next Spartan possession, and McSorley found a wide-open Thompkins down the left sideline for a 70-yard touchdown connection on the first play of the drive.

Fourth Quarter (Michigan State 24, Penn State 24)

Another nice kickoff return by Heyward, coupled with another Penn State personal foul penalty gave MSU the ball at its own 41 yard line to start, and the favorable field position setup a field goal drive that tied the game for the third time, 24-24.

McSorley and Lewerke exchanged interceptions on the next two drives and Penn State's final drive ended on fourth down, handing the ball back to the Spartans with 4:05 left on the clock at the Penn State 19-yard line. On the final drive, Scott picked up a pair of first downs on the ground within the first five plays of the drive, before Penn State forced a third-and-4 at its own 37. A nice play by Tariq Castro-Fields broke up the Lewerke pass attempt, but a roughing the passer on Marcus Allen gave Michigan State a first down. Scott rushed twice more for 6 yards and Coghlin piped a 34-yarder as time expired to hand Penn State its second-straight setback.

SCORING SUMMARY

	1	2	3	4	OT	F
PSU	14	0	10	0	-	24
MSU	7	7	7	6	-	27

1st	5:40	PSU	7-92/3:00/7-0
		DaeSean Hamilton	31 yd pass from McSorley (T. Davis kick)
	3:28	MSU	4-52/2:07/7-7
		Darrell Stewart	7 yd pass from Lewerke (Coghlin kick)
	0:42	PSU	9-75/2:46/14-7
		Saeed Blacknall	27 yd pass from McSorley (T. Davis kick)
2nd	3:54	MSU	5-69/2:24/14-14
		Felton Davis	33 yd pass from Lewerke (Coghlin kick)
3rd	7:25	MSU	10-91/5:10/14-21
		LJ Scott	3 yd run (Coghlin kick)
	2:11	PSU	12-71/5:08/17-21
		Tyler Davis	26 yd field goal
	00:00	PSU	1-70/0:05/24-21
		DeAndre Thompkins	70 yd pass from McSorley (T. Davis kick)
4th	10:56	MSU	11-45/3:59/24-24
		Matt Coghlin	32 yd field goal
	0:00	MSU	10-53/4:05/24-27
		Matt Coghlin	34 yd field goal

TEAM STATS

	PSU	MSU
First Downs	22	25
Rushing Yards	65	74
Passing Yards	401	400
Passing (C-A-Int)	27-48-3	33-56-1
Total Offense	466	474
Plays	69	80
Fumbles (#-Lost)	0-0	2-2
Penalties (#-Yards)	7-86	8-87
Possession Time	25:51	34:09
3rd-Down Conv.	4-12	10-18
Red Zone	1-1	4-4
Touchdowns	1	2
Field goals	1	2

INDIVIDUAL STATISTICS

RUSHING

Penn State-Barkley, Saquon 14-63; McSorley, Trace 7-2.
Michigan State-Scott, LJ 14-43; Lewerke, Brian 7-25;
Holmes, Gerald 3-6.

PASSING

Penn State-McSorley, Trace 26-47-3-381; Barkley, Saquon 1-1-0-20.
Michigan State-Lewerke, Brian 33-56-1-400.

RECEIVING

Penn State-Gesicki, Mike 8-89; Hamilton, DaeSean 7-112;
Thompkins, DeAndre 4-102; Barkley, Saquon 3-33;
Johnson, Juwan 2-27; Blacknall, Saeed 1-27; Holland, Jonathan 1-7; Charles, Irvin 1-4.
Michigan State-Davis, Felton 12-181; Stewart, Darell 5-65;
White, Cody 5-51; Scott, LJ 4-9; Rison, Hunter 3-52;
Sokol, Matt 2-15; Holmes, Gerald 1-15; Dotson, Matt 1-12.

TOP TACKLERS (T-UA-A)

Penn State-Apke, Troy 8-5-3; Farmer, Koa 8-4-4; Bowen, Manny 7-0-7; Haley, Grant 5-3-2; Allen, Marcus 5-2-3;
Campbell, Christian 4-1-3; Givens, Kevin 4-1-3; Cabinda, Jason 4-0-4.
Michigan State-Willis, Khari 11-9-2; Scott, Josiah 6-5-1; Bachie, Joe 6-3-3; Stallworth, Kyonta 6-2-4; Dowell, Andrew 6-1-5; Willekes, Kenny 5-0-5; Dowell, David 4-2-2.



GAME 10

RUTGERS 6 **R** vs. **PSU** **35** **PENN STATE**

BEAVER STADIUM | NOV. 11, 2017
BTN | ATTN: 107,531



GAME RECAP

UNIVERSITY PARK, Pa. – No. 14 Penn State held Rutgers to 200 yards of total offense to extend its home winning streak to 13 games with a 35-6 Homecoming-victory.

Penn State quarterback Trace McSorley was responsible for three touchdowns, throwing for two and running for one to become Penn State's sole leader in career touchdowns responsible for with 68, while running back Saquon Barkley added a pair of touchdown runs and set the Penn State all-purpose career yards record with 5,055 in his three seasons. The Nittany Lions had a slower than usual start, failing to score first and failing to score in the first quarter for the first time this season, but they did not look back after falling behind 6-0 in the second quarter, scoring the final 35 points in the game.

The Lions had a historic effort on defense, as the 43 passing yards allowed were their fewest allowed in a Big Ten Conference game in program history, besting their record of 48 yards set at Rutgers last season. Jason Cabinda and Brandon Smith led the team in tackles, making 11 and 10, respectively.

First Quarter (Rutgers 3, Penn State 0)

An unfortunate bounce put Penn State in an early hole. Saquon Barkley attempted to field a short kickoff inside the Penn State 20 on a bounce, but the ball bounced away from him and Rutgers was able to recover it at the 21. The Penn State defense forced a three-and-out, and Andrew Harte converted a 33-yard field goal for an early lead. The rest of the quarter was scoreless.

Second Quarter (Penn State 14, Rutgers 6)

Harte converted a 25-yard field goal with 11:16 remaining in the quarter, capping a 15-play, 57-yard scoring drive that consumed 7 minutes, 45 seconds on the clock.

The Penn State offense found its rhythm on the ensuing drive though, driving 65 yards on just four plays to take a 7-6 lead with 9:32 remaining in the half. After the Rutgers kickoff went out of bounds, McSorley opened the drive with 19-yard completion to tight end Mike Gesicki over the middle to the Rutgers 46, and then after a 1-yard Barkley rush, McSorley found Hamilton in between defenders down the left sideline for 25 yards to the Rutgers 20. McSorley then kept the ball himself, pulling it from Barkley and weaving his way 20 yards to the end zone to become the Penn State career leader in touchdowns responsible for.

Rutgers went three-and-out twice and Penn State once before the Nittany Lions assembled another touchdown drive before the half. The Lions reached midfield on a 17-yard completion to Juwan Johnson on third-and-3, and McSorley and Johnson then converted another third down, with McSorley throwing on the run to Johnson for 10 yards to the Rutgers 37 on third-and-7. McSorley continued to target Johnson, throwing to him deep down the left sideline and drawing a pass interference penalty to gain 15 yards to

the Rutgers 22. McSorley then hit Hamilton on a post route in the end zone for a 22-yard touchdown with 1:13 on the clock. Davis' extra point gave Penn State a 14-6 lead.

Third Quarter (Penn State 28, Rutgers 6)

Rutgers received the opening kickoff but Lamont Wade forced a fumble that Garrett Taylor recovered at the Rutgers 23. Penn State was unable to take advantage of the field position though as Dacoven Bailey sacked McSorley for a loss of 12 yards to the Rutgers 36, forcing a punt.

The Nittany Lions forced a three-and-out, as well, and took over at their own 45. McSorley connected with Johnson for 17 yards on the first play to move to the Rutgers 38. The Lions then used some trickery on third-and-9 from the 15, as McSorley dumped the ball off to Hamilton 3 yards behind the line, and Hamilton then pitched it back to Barkley at the 22 on a hook-and-ladder, and Barkley carried it to the 1-yard line. Barkley walked into the end zone on second-and-goal to extend the advantage to 21-6.

Penn State then received favorable field position following the Scarlet Knights' ensuing possession after Jason Cabinda dropped Rutgers tight end Jerome Washington for a loss of 2 yards on fourth-and-2, giving the Nittany Lion offense the ball at the Rutgers 46. It took Penn State just four plays to score, as McSorley rushed for 8 yards on first down, and then connected with Johnson for consecutive completions of 25 and 9 yards, respectively, to the Rutgers 4. Barkley broke through into the end zone on the next play for a touchdown and 28-6 lead with 1:42 on the clock.

Fourth Quarter (Penn State 35, Rutgers 6)

Gesicki tied Penn State's all-time tight end touchdown reception record with a 16-yard score with 5:07 remaining. It capped a nine-play, 64-yard drive highlighted by a 17-yard completion to Brandon Polk the play prior.

SCORING SUMMARY

	1	2	3	4	OT	F
RU	3	3	0	0	-	6
PSU	0	14	14	7	-	35

1st	12:48	RU	Andrew Harte 33 yd field goal	4-7/2:12/3-0
2nd	11:16	RU	Andrew Harte 25 yd field goal	15-57/7:45/6-0
	9:32	PSU	Trace McSorley 20 yd rush (T. Davis kick)	4-65/1:44/6-7
	1:13	PSU	DaeSean Hamilton 22 yd Pass from McSorley (T. Davis kick)	7-74/3:26/6-14
3rd	6:00	PSU	Saquon Barkley 1 yd run (T. Davis kick)	9-55/4:50/6-21
	1:42	PSU	Saquon Barkley 4 yd run (T. Davis kick)	4-46/2:11/6-28
4th	6:52	PSU	Mike Gesicki 16 yd pass from McSorley (T. Davis kick)	9-62/5:00/6-35

TEAM STATS

	RU	PSU
First Downs	10	18
Rushing Yards	157	90
Passing Yards	43	214
Passing (C-A-Int)	7-20-0	16-21-0
Total Offense	200	304
Plays	59	52
Fumbles (#-Lost)	1-1	0-0
Penalties (#-Yards)	4-41	4-20
Possession Time	32:29	27:31
3rd-Down Conv.	3-15	4-9
Red Zone	2-3	4-4
Touchdowns	0	4
Field goals	2	0

INDIVIDUAL STATISTICS

RUSHING

Rutgers-Rescigno, Giovanni 13-57; Martin, Robert 10-53; Edwards, Gus 13-43; Blackshear, Raheem 2-6; Washington, Jerome 1-minus 2.
Penn State-McSorley, Trace 13-44; Barkley, Saquon 14-35; Sanders, Miles 2-18; TEAM 2-minus 7.

PASSING

Rutgers-Rescigno, Giovanni 7-20-0-43.
Penn State-McSorley, Trace 16-21-0-214.

RECEIVING

Rutgers-Griffin-Stewart, Nakia 2-19; Jabbie, Mohamed 1-12; Bailey, Dacoven 1-4; Melton, Bo 1-4; Washington, Jerome 1-3; Edwards, Gus 1-1.
Penn State-Johnson, Juwan 5-78; Gesicki, Mike 4-45; Hamilton, DaeSean 3-40; Blacknall, Saeed 2-14; Barkley, Saquon 1-20; Polk, Brandon 1-17.

TOP TACKLERS (T-UA-A)

Rutgers-Rutgers-Roberts, Deonte 9-1-8; Wilkins, Kevin 6-0-6; Hester, Kiy 5-2-3; Wharton, Isaiah 5-2-3; Hayes, Damon 4-3-1; Russell, Brandon 4-1-3; Turay, Kemoko 3-2-1; Davis, Darnell 3-1-2; Onyechi, CJ 3-1-2; Bateky, Jon 3-1-2; Morris, Trevor 3-1-2.
Penn State-Cabinda, Jason 11-2-9; Smith, Brandon 10-4-6; Monroe, Ayron 7-1-6; Scott, Nick 4-2-2; Wade, Lamont 4-1-3; Johnson, Jan 4-0-4; Allen, Marcus 3-3-0; Simmons, Shane 3-1-2; Gross-Matos, Yetur 3-0-3.



GAME 11

NEBRASKA 44



vs.



56 PENN STATE

BEAVER STADIUM
FS1

NOV. 18, 2017
ATTN: 106,722



GAME RECAP

UNIVERSITY PARK, Pa. – Running back Saquon Barkley and quarterback Trace McSorley scored three touchdowns each as Penn State totaled 609 yards of offense in a 56-44 victory over Nebraska.

Penn State extended its home winning streak to 14 games, completing its home schedule with a second consecutive perfect 7-0 record for its first back-to-back undefeated home seasons since 1985 and 1986. It was Penn State's most prolific offensive performance since rolling for 661 yards against Rutgers in 1995, and ended up being the highest-scoring game in Beaver Stadium history.

The Nittany Lions took control of the game late in the first quarter, rattling off five consecutive touchdown drives to turn a 10-7 deficit into a 42-10 lead before the halftime break. Nebraska scored a pair of touchdowns in the third quarter to cut the deficit to 18 points, but Penn State answered with a pair of early-fourth quarter touchdowns to restore its 32-point edge. However, the Huskers trimmed the deficit to just 12 points with three late touchdowns.

Barkley's three rushing touchdowns gave him 39 for his career, breaking the record of 38 set by Lydell Mitchell 46 years ago. He did the majority of his work in the first half, totaling 142 yards rushing on just 14 carries with the three scores. He finished with 158 yards on 17 carries, and added 66 yards on six receptions to total 224 all-purpose yards.

McSorley was responsible for four touchdowns, extending his consecutive games with a passing touchdown streak to 26 by throwing for three touchdowns, and he also rushed for one score. He racked up 371 yards of total offense by passing for 325 yards on 24-of-36 passing and rushing nine times for 46 yards. It was his ninth career 300-yard passing game, tying him for the Penn State record with Christian Hackenberg.

In addition to Barkley, Juwan Johnson and Mike Gesicki were top targets of McSorley's. Johnson enjoyed his first career 100-yard receiving game with 105 yards on five catches, while Gesicki caught two touchdown passes amongst his four receptions for 47 yards. Gesicki became Penn State's career leader in receiving yards by a tight end (1,384 yards) and the lone record holder for career touchdown receptions by a tight end (13).

Nebraska quarterback Tanner Lee threw for 327 yards in the second half, but it was not enough to over come the early deficit. Wide receiver Stanley Morgan, caught seven passes for 185 yards and a touchdown for the Huskers.

First Quarter (Penn State 14, Nebraska 10)

It took Penn State just three plays to score, as Saquon Barkley broke free for a 65-yard touchdown run.

Penn State forced a three-and-out on defense, but inadvertently touched a short punt, and Nebraska's Collin Miller recovered it at the Penn State 34-yard line. Nebraska was able to get a field goal out of the second chance, converting on a 27-yard Drew Brown kick.

Nebraska then forced a three-and-out and a shanked punt only went 18 yards to the Penn State 36, setting up a short touchdown drive. Tanner Lee completed back-to-back passes of 17 and 18 yards to the Penn State 1, and Devine Ozigbo pushed into the end zone for a 10-7 lead.

Penn State regained the lead on its next possession. DaeSean Hamilton kept the drive alive on third-and-5, eluding a defender to get past the first-down marker to the Penn State 46, and then Johnson turned a short catch into a 43-yard gain to reach the Nebraska 11. Barkley did the rest, scoring from 1-yard out for a 14-10 lead.

Second Quarter (Penn State 42, Rutgers 10)

Penn State scored four unanswered touchdowns in the second quarter while forcing five Nebraska three-and-outs.

A 30-yard Barkley run to end the first quarter placed Penn State at its own 45 to start the second. A 22-yard completion to Saeed Blacknall on third-and-10 moved the Nittany Lions into Nebraska territory at the 33, and then four consecutive rushes resulted in a touchdown, with McSorley taking it across the goal line for a 14-10 lead.

A 24-yard Barkley reception started the next touchdown drive, advancing the Lions to the Nebraska 43. A second-down, 12-yard completion to Hamilton followed by a 13-yard Mike Gesicki reception with a roughing the passer penalty tacked on spotted the ball at the 9, setting up a Gesicki touchdown catch on the very next play.

Barkley scored his third touchdown of the half on the next drive, capping a 10-play, 65-yard drive with an 8-yard touchdown run.

DeAndre Thompkins capped the scoring run with a 15-yard touchdown reception with 1:19 before the break to extend the Lion lead to 42-10. The seven-play, 78-yard drive was keyed by a 22-yard reception by Johnson.

Third Quarter (Penn State 42, Nebraska 24)

Nebraska scored a pair of touchdowns in the quarter to cut the deficit to 18 points. Mikale Wilbon scored on a 24-yard run with 6:40 remaining in the quarter, capping an eight-play, 90-yard drive, and then after a three-and-out for Penn State, Nebraska found the end zone again on a 22-yard pass from Tanner Lee to De'Mornay Pierson-EI with 2:34 remaining in the frame. The latter drive was highlighted by a 51-yard completion to Stanley Morgan.

Fourth Quarter (Penn State 56, Nebraska 44)

McSorley threw a 17-yard touchdown pass to Gesicki early in the fourth quarter, and then the respective understudies for both teamed for a touchdown on the next offensive possession, as quarterback Tommy Stevens threw a 15-yard touchdown pass to tight end Nick Bowers. It was not only Bowers' first career touchdown, but his first career catch, and it gave PSU a 56-24 lead with 10:13 remaining.

Nebraska shrank the final margin to just 12 points though with three late touchdowns, including one as time expired.

SCORING SUMMARY

	1	2	3	4	OT	F
NU	10	0	14	20	-	44
PSU	14	28	0	14	-	56

Q	Time	Team	Player	Yards	Result	
1st	14:03	PSU	Saquon Barkley	65 yd run (T. Davis kick)	3-74/0:57/0-7	
	9:18	NEB	Drew Brown	27 yd field goal	8-23/3:29/3-7	
	6:17	NEB	Devine Ozigbo	1 yd run (Brown kick)	3-36/1:09/10-7	
	2:40	PSU	Saquon Barkley	1 yd run (T. Davis kick)	7-66/3:30/10-14	
	2nd	11:53	PSU	Trace McSorley	9 yd run (T. Davis kick)	8-85/3:22/10-21
		9:23	PSU	Mike Gesicki	9 yd pass from McSorley (T. Davis kick)	5-67/1:27/10-28
4:36		PSU	Saquon Barkley	8 yd run (T. Davis kick)	10-65/4:24/10-35	
1:19		PSU	DeAndre Thompkins	15 yd pass from McSorley (T. Davis kick)	7-78/1:45/10-42	
3rd		6:40	NEB	Mikale Wilbon	24 yd run (Brown kick)	8-90/4:12/17-42
		2:34	NEB	De'Mornay Pierson-EI	22 yd pass from Lee (Brown kick)	4-79/2:13/24-42
	4th	13:59	PSU	Mike Gesicki	17 yd pass from McSorley (T. Davis kick)	10-79/3:29/24-49
		10:13	PSU	Nick Bowers	15 yd pass from Stevens (T. Davis kick)	6-75/2:31/24-56
		6:32	NEB	Stanley Morgan	8 yd pass from Lee (Brown kick)	7-75/3:41/31-56
		1:20	NEB	Mikale Wilbon	1 yd run (Brown kick)	7-97/3:12/38-56
0:00		NEB	Jack Stoll	3 yd pass from Lee	7-54/1:20/44-56	

TEAM STATS

	NU	PSU
First Downs	21	32
Rushing Yards	67	263
Passing Yards	399	346
Passing (C-A-Int)	26-41-0	26-39-0
Total Offense	466	609
Plays	67	74
Fumbles (#-Lost)	0-0	1-1
Penalties (#-Yards)	9-89	5-39
Possession Time	29:49	30:11
3rd-Down Conv.	5-15	8-12
Red Zone	5-5	7-7
Touchdowns	4	7
Field goals	1	0

INDIVIDUAL STATISTICS

RUSHING

Nebraska-Wilbon, Mikale 10-53; Ozigbo, Devine 7-12; Bradley, Jaylin 1-9; Spielman, JD 1-8; Lindsey, Tjyon 1-1; Lee, Tanner 6-minus 16.

Penn State-Barkley, Saquon 17-158; McSorley, Trace 9-46; Stevens, Tommy 5-31; Sanders, Miles 4-28.

PASSING

Nebraska-Lee, Tanner 26-41-0-399.
Penn State-McSorley, Trace 24-36-0-325; Stevens, Tommy 2-3-0-21.

RECEIVING

Nebraska-Morgan, Stanley 7-185; Spielman, JD 6-96; Hoppes, Tyler 6-43; Pierson-EI, De'Mornay 4-54; Wilbon, Mikale 2-18; Stoll, Jack 1-3.


Penn State-Barkley, Saquon 6-66; Johnson, Juwan 5-105; Gesicki, Mike 4-47; Hamilton, DaeSean 4-42; Stevens, Tommy 2-22; Blacknall, Saeed 1-22; Bowers, Nick 1-15; Thompkins, DeAndre 1-15; Sanders, Miles 1-6; Pancoast, Tom 1-6.

TOP TACKLERS (T-UA-A)

Nebraska-Newby, Marcus 10-5-5; Barry, Mohamed 7-4-3; Weber, Chris 6-3-3; Jackson, Lamar 4-4-0; Williams, Aaron 4-4-0; Kalu, Joshua 4-3-1; Young, Dedrick 4-2-2; Williams, Kieron 4-1-3.

Penn State-Smith, Brandon 13-3-10; Cabinda, Jason 7-2-5; Oruwariye, Amani 5-4-1; Wade, Lamont 5-0-5; Campbell, Christian 4-2-2; Apke, Troy 4-1-3.





MARCUS ALLEN

2

Safety | 6-2 | 205
Senior/Senior
Upper Marlboro, Md./Dr. Henry Wise
Major: Broadcast Journalism

» **CAREER NOTES & RECORDS**

NCAA: Is tied for No. 25 among active FBS defenders with 310 career tackles.

Career: Is just the sixth Nittany Lion to reach the 300-tackle mark in a career...Ranks No. 6 on Penn State's career tackles chart with 310 stops, trailing Brian Gelzheiser (315; 1991-94) for No. 5...Owns nine career double-digit tackle games (two in 2014, two in 2015, three in 2016, two in 2017)...Blocked the field goal attempt vs. Ohio State, which was picked up and returned for a touchdown by Grant Haley, the first blocked field goal returned for a touchdown in Penn State history.

» **2017**

Awards: Named a semifinalist for the Jim Thorpe Award, along with teammate Grant Haley...Selected as a quarterfinalist for the Lott IMPACT Trophy, along with teammate Jason Cabinda...Earned the Lott IMPACT Trophy Player of the Week on Sept. 12 after piling up 13 tackles vs. Pittsburgh...Named to the Paycom Jim Thorpe Award weekly honor roll on Sept. 13 for his efforts vs. Pittsburgh...Earned *Pro Football Focus* Big Ten Team of the Week following his effort vs. Indiana (9/30)...Selected to the preseason watch list for the Bednarik Award, Lott IMPACT Trophy, Nagurski Trophy and Thorpe Award...Selected preseason first-team All-American by *Sporting News*...Earned preseason third-team All-America from *Athlon Sports* and *Pro Football Focus*.

Season: Started 11 games...Selected team captain prior to the season.

Akron (9/2): Totaled three tackles, all in the first half...Combined with Christian Campbell on a first-quarter tackle for loss...Notched one pass breakup...Part of a defense that logged 14.0 tackles for loss, the most since recording 15.0 vs. Temple in 2015...One of eight players to be a part of three-straight seasons with a shutout (Illinois, 2015; at Rutgers, 2016; Akron, 2017), marking the longest such streak since a three-year span from 1989-91...Part of a defense that logged a season-opening shutout for the first time since 2007 (FIU, 59-0). **Pittsburgh (9/9):** Owned a game-high 13 stops, including 10 solo...Logged a fourth-quarter tackle for loss, taking down Pittsburgh running back Darrin Hall for a safety, the first Penn State safety since 2010 (Devon Still, vs. Minnesota)...Added one pass breakup...Selected as the coaching staff's Co-Defensive Player of the Week with Grant Haley. **Georgia State (9/16):** Grabbed the first interception of his career in the second quarter and returned it 50 yards...Added three tackles, all coming in the first half...A part of a unit that posted its second shutout of the season, marking the first time since 2009 a Nittany Lion defense posted two shutouts in a single season...Helped Penn State force five turnovers (three interceptions, two fumble recoveries), the first time since forcing five turnovers last season at Indiana (five fumble recoveries)...Part of a secondary that nabbed three interceptions in a game for the first time since doing so at Maryland in 2015...Named the coaching staff's Defensive Player of the Week. **at Iowa (9/23):** Forced an Iowa fumble - recovered by Grant Haley - by knocking the ball loose near midfield, which led to a Saquon Barkley 8-yard touchdown run...Notched five tackles...Totaled a career-high 2.0 tackles for loss, including Penn State's lone sack - a fourth-quarter takedown of Nate Stanley...Added a second-quarter solo TFL to bring up a third-and-long and eventually force an Iowa punt. **Indiana (9/30):** Tallied six tackles...Combined with Jason Cabinda on a second-quarter tackle for loss...Forced a fumble in the third quarter, which was recovered by Parker Cothren, and led to a Penn State touchdown...Added one pass breakup. **at Northwestern (10/7):** Made five stops. **Michigan (10/21):** Logged six stops...Added one quarterback hurry...Part of a defense that held the Wolverines scoreless over the final 40:03 of the game. **at Ohio State (10/28):** Boasted a game-high 10 tackles, including nine solo stops. **at Michigan State (11/4):** Totaled five tackles. **Rutgers (11/11):** Posted three stops...Part of a defense that allowed just 43 passing yards, the fewest in a game since giving up 32 vs. Army (2015)...The 43 passing yards are the fewest allowed by Penn State in Big Ten play...Held Rutgers to just seven pass completions, the second-fewest allowed by the Nittany Lions in a Big Ten game. **Nebraska (11/18):** Logged two tackles.

» **2017 GAME-BY-GAME**

Tackles (Solo-Assisted-Total)

AKRON 0-3-3; PITTSBURGH 10-3-13; GEORGIA STATE 2-1-3; at Iowa 4-1-5; INDIANA 2-4-6; at Northwestern 2-3-5; MICHIGAN 2-4-6; at Ohio State 9-1-10; at Michigan State 2-3-5; RUTGERS 3-0-3; NEBRASKA 1-1-2.

» **ALLEN'S CAREER STATISTICS & GAME HIGHS**

	UA-A	TK	FF	FR	I	PBU	SACK	TFL
2014	35-23	58	-	-	-	3	1.0-11	2.0-13
2015	43-38	81	2	1	-	2	1.0-9	5.0-19
2016	57-53	110	1	2	-	3	-	6.0-15
2017	37-24	61	2	-	1	3	1.0-4	4.0-12
CAREER	172-138	310	5	3	1	11	3.0-24	17.0-59

Tackles 22; Minnesota, 10/1/16
Sacks 1.0; Three Times: Last at Iowa, 9/23/17
Tackles for Loss 2.0; at Iowa, 9/23/17
Forced Fumbles 1; Five Times: Last Indiana, 9/30/17
Fumble Recoveries 1; Three Times: Last at Indiana, 11/12/16
Interceptions 1; Georgia State, 9/16/17
Pass Breakups 2; Twice: Last at Michigan, 9/24/16
Blocked Kicks 1 (FG); Ohio State, 10/22/16
Safety 1; Pittsburgh, 9/9/17



MARK ALLEN

8

Running Back | 5-6 | 185
Graduate/Junior
Hyattsville, Md./DeMatha
Major: Management & Organizational Leadership (master's)

» **2017**

Season: Appeared in four games.

Georgia State (9/16): Carried twice for 9 yards, including a long run of 8 yards...Returned one punt for 10 yards. **at Northwestern (10/7):** Carried the ball twice for 4 yards in the fourth quarter. **Michigan (10/21):** Gained 5 yards on one carry.

» **2017 GAME-BY-GAME**

Rushing (Carries-Yards-TD)

AKRON DNP; PITTSBURGH DNP; GEORGIA STATE 2-9-0; at Iowa 0-0-0; INDIANA DNP; at Northwestern 2-4-0; MICHIGAN 1-5-0; at Ohio State DNP; at Michigan State DNP; RUTGERS DNP; NEBRASKA DNP.

» **ALLEN'S CAREER OFFENSIVE STATISTICS & GAME HIGHS**

	Att.-Yds.	Avg.	TD	LG	Rec.-Yds.	Avg.	TD	LG
2015	27-98	3.6	1	28	4-44	11.0	1	16
2016	29-115	4.0	1	17	4-24	6.0	1	27
2017	5-18	3.6	-	8	-	-	-	-
CAREER	61-231	3.8	2	28	8-68	8.5	2	27

Rushing attempts 8; Indiana, 10/10/15
Rushing Yards 45; Indiana, 10/10/15
Rushing Touchdowns 1; Twice: Last at Purdue, 10/29/16
Longest Rush 28 yards; Indiana, 10/10/15

Receptions 2; Indiana, 10/10/15
Receiving Yards 29; San Diego State, 9/26/15
Receiving Touchdowns 1; Twice: Last at Rutgers, 11/19/16
Longest Reception 27 yards; at Rutgers, 11/19/16

» **2017 GAME-BY-GAME**


Punt Returns (Returns-Yards-TD-YPR)

AKRON DNP; PITTSBURGH DNP; GEORGIA STATE 1-10-0-10.0; at Iowa 0-0-0-0.0; INDIANA DNP; at Northwestern 0-0-0-0.0; MICHIGAN 0-0-0-0.0; at Ohio State DNP; at Michigan State DNP; RUTGERS DNP; NEBRASKA DNP.

» **ALLEN'S CAREER PUNT RETURN STATISTICS & GAME HIGHS**

	No.	Yds.	Avg.	TD	LG
2015	5	33	6.6	-	14
2016	-	-	-	-	-
2017	1	10	10.0	-	10
CAREER	1	10	10.0	-	10

Punt Returns 4; at Temple, 9/5/15
Punt Return Yards 33; at Temple, 9/5/15
Long Punt Return 14 yards; at Temple, 9/5/15



TROY APKE

28

Safety | 6-1 | 200
Senior/Senior
Mt. Lebanon, Pa./Mt. Lebanon
Major: Criminology

» **2017**

Awards: Earned *Pro Football Focus* Big Ten Team of the Week honors on Sept. 12 after collecting an interception and five tackles vs. Pittsburgh.

Season: Started 11 games...Blocked his first career kick on a field goal attempt in the fourth quarter at Iowa (9/23).

Akron (9/2): Recorded three tackles, including one solo stop, all coming in the first half...Had one punt return for three yards in the fourth quarter, his first career punt return...One of eight players to be a part of three-straight seasons with a shutout (Illinois, 2015; at Rutgers, 2016; Akron, 2017), marking the longest such streak since a three-year span from 1989-91...Part of a defense that logged a season-opening shutout for the first time since 2007 (FIU, 59-0). **Pittsburgh (9/9):** Made five stops, including four solo...Collected his second career interception in the second quarter...Added a quarterback hurry in the third quarter. **Georgia State (9/16):** Totaled three tackles...Added one pass breakup...A part of a unit that posted its second shutout of the season, marking the first time since 2009 a Nittany Lion defense posted two shutouts in a single season. **at Iowa (9/23):** Blocked his first career kick on a fourth-quarter field goal attempt...Logged four tackles - three solo. **Indiana (9/30):** Totaled four tackles. **at Northwestern (10/7):** Made five tackles - all solo. **Michigan (10/21):** Had four tackles...Made a solo tackle for loss on a third-down tight end screen pass in the first quarter to force a punt...Part of a defense that held the Wolverines scoreless over the final 40:03 of the game. **at Ohio State (10/28):** Notched a career-high eight tackles, including six solo...Tied his career high with 1.0 tackle for loss, a solo stop behind the line of scrimmage on a swing pass in the second quarter...Also broke up one pass to tie a career high. **at Michigan State (11/4):** Tied his career high with eight tackles, including five solo...Added one pass breakup and one quarterback hurry. **Rutgers (11/11):** Made two stops...Part of a defense that allowed just 43 passing yards, the fewest in a game since giving up 32 vs. Army (2015)...The 43 passing yards are the fewest allowed by Penn State in Big Ten play...Held Rutgers to just seven pass completions, the second-fewest allowed by the Nittany Lions in a Big Ten game. **Nebraska (11/18):** Notched four tackles...Added one pass breakup and one quarterback hurry.

» **2017 GAME-BY-GAME**

Tackles (Solo-Assisted-Total)

AKRON 1-2-3; PITTSBURGH 4-1-5; GEORGIA STATE 2-1-3; at Iowa 3-1-4; INDIANA 2-2-4; at Northwestern 5-0-5; MICHIGAN 3-1-4; at Ohio State 6-2-8; at Michigan State 5-3-8; RUTGERS 2-0-2; NEBRASKA 1-3-4.

» **APKE'S CAREER STATISTICS & GAME HIGHS**

	UA-A	TK	FF	FR	I	PBU	SACK	TFL
2014	2-0	2	-	-	-	-	-	-
2015	14-12	26	1	-	-	1	-	-
2016	11-17	28	-	1	1	-	-	-
2017	33-17	50	-	-	1	4	-	2.0-13
CAREER	60-46	106	1	1	2	5	-	2.0-13

Tackles 8; Twice: Last at Michigan State, 11/4/17
Tackles for Loss 1.0; Twice: Last at Ohio State, 10/19/17
Forced Fumbles 1; Rutgers, 9/19/15
Fumble Recoveries 1; Michigan State, 11/26/16
Interceptions 1; Twice: Last Pittsburgh, 9/9/17
Long Interception Return 10 yards; Iowa, 11/5/16
Pass Breakups 1; Five Times: Last Nebraska, 11/18/17
Blocked Kicks 1 (FG); at Iowa, 9/23/17

NOTE: Has one career punt return, a 3-yard return vs. Akron in 2017.



JOE ARCANGELO 41
 Tight End | 6-4 | 252
 Junior/Sophomore
 Clarks Summit, Pa./Abington Heights
 Major: Economics

» 2017

Season: Appeared in one game...Made his Penn State debut vs. Georgia State (9/16)...One of 24 student-athletes to make their collegiate debut in 2017.

Georgia State (9/16): Made his Penn State debut.



ALEX BARBIR 90
 Kicker | 5-9 | 193
 Sophomore/Freshman
 Cumming, Ga./South Forsyth
 Major: Division of Undergraduate Studies

» 2017

Season: Appeared in two games...Made collegiate debut vs. Akron (9/2)...One of 24 student-athletes to make their collegiate debut in 2017... One of 17 freshmen (14 redshirt, 3 true) to appear in 2017.

Akron (9/2): Made collegiate debut in the third quarter...Had two kickoffs for an average of 56.5 yards. **Georgia State (9/16):** Hit three kickoffs for an average of 63.7 yards.

» BARBIR'S CAREER KICKOFF STATISTICS

	No.	Yds	AVG	TB	OB
2017	5	304	60.8	-	2
CAREER	5	304	60.8	-	2



SAQUON BARKLEY 26
 Running Back | 5-11 | 228
 Junior/Junior
 Coplay, Pa./Whitehall
 Major: Journalism

» CAREER NOTES & RECORDS

NCAA: Is the active FBS leader in all-purpose yards per game (146.64)...Ranks No. 2 among active offensive players in scoring per game (8.2), which sits No. 11 among overall active FBS scorers...Ranks tied for No. 3 on the active FBS list in total touchdowns (49)... Is No. 8 on the all-purpose yards (5,279) list among active FBS players and is the only non-senior among the top-10... Sits tied No. 8 nationally among active players in total rushing touchdowns (39)...Ranks No. 10 among active FBS players in all-purpose total plays (748), and is the only non-seniors among the top-10...Is No. 10 among active FBS players in rushing yards per game (100.8)...Sits No. 13 on the active FBS rushing yards list (3,629)...Is tied for No. 14 in kickoff return touchdowns (2)... Ranks No. 21 nationally among active scorers with 294 total points...Is No. 39 among active scorers in total touchdowns responsible for (50).

Career: Owns Penn State's all-time rushing touchdown record (39), surpassing Lydell Mitchell's previous mark of 38 from 1969-71 against Nebraska (11/18/17)...Is the Penn State career all-purpose yards leader with 5,279 yards...Owns nine games with 200-plus all-purpose yards in his career (four in 2016, five in 2017)...Is 1-of-2 Nittany Lions to reach the 5,000 all-purpose yard mark and the ninth player in school history to eclipse the 4,000 all-purpose yard mark...Set the school record with a touchdown scored in 15-straight games, a streak that began at Purdue (10/29/16) and ended at Michigan State (11/4/17)...Is the only player in Penn State history and just the fourth in Big Ten student-athlete to gain 3,000 rushing and 1,000 receiving yards in a career...The lone Nittany Lion with rush and reception of 80-plus yards in a career...Became the seventh player in Penn State history to reach 3,000 yards rushing in a career...Ranks No. 2 on Penn State's career rushing list with 3,629 yards, trailing Evan Royster (3,932; 2007-10) for the program record...Is just the second player in Penn State history with three 1,000-yard rushing seasons, joining Royster...Ranks No. 8 with 14 career 100-yard games (five in 2015, five in 2016, four in 2017), including three 200-yard efforts (two in 2016, one in 2017)...Owns the career record for receiving yards by a running back with 1,153 yards, passing Tony Hunt's mark of 799 yards (2003-06) vs. Georgia State (9/16/17), doing so with 26

fewer receptions...Ranks tied for No. 16 in Penn State history with 94 career receptions, equalling Joe Jurevicius' mark and trailing Tony Johnson (107; 2000-03) for No. 15...Was the 30th Nittany Lion and first running back in PSU history to top the 1,000-yard receiving mark...Joins teammates Mike Gesicki and DaeSean Hamilton as the second RB/WR/TE trio to eclipse 1,000 career receiving yards in Big Ten history (Purdue, 1982-85: WR Steve Griffin, 2,234 yards; RB Rodney Carter, 1,814 yards; TE Marty Scott, 1,247 yards)...Ranks No. 23 on Penn State career receiving yards list with 1,153 yards...Is No. 2 in Penn State history with 294 career points scored...His 294 points are the most in Penn State history by a non-kicker, as he passed Lydell Mitchell's 246 points from 1969-71 vs. Michigan (10/21/17)...His 49 touchdowns scored are the most by a Penn Stater, surpassing Mitchell's 41 touchdowns from 1969-71... Has 106 rushes of 10 or more yards in his career (34 in 2015, 46 in 2016, 26 in 2017)...Owns 11 multi-rushing touchdown games in his career (two in 2015, four in 2016, five in 2017)...Has 15 multi-touchdown games (two in 2015, six in 2016, seven in 2017)...Owns four career games with three-or-more touchdowns (two in 2016, two in 2017)...Had a streak of 14 consecutive games with at least one rush of 20 yards snapped at Rutgers (11/19/16), a streak that was the second-longest in college football in the last 20 years (19 - LaMichael James, Oregon [2008-10])...Owns six career Big Ten Offensive Player of the Week honors (two in 2016, four in 2017), which ranks tied for No. 5 in Big Ten history...Has two Big Ten Special Teams Player of the Week (both in 2017)...Earned Big Ten Freshman of the Week twice in 2015...His six six Player of the Week honors in 2017 (four offensive, two special teams) are the most in a single season in Big Ten history.

Season: 2017: Broke the program record for receptions by a running back with his second catch vs. Nebraska, eclipsing Larry Johnson's 41 grabs during the 2002 season, and has 46 catches in 2017...Is one of two Penn Staters with multiple 100-point seasons, scoring 114 in 2017 and 132 in 2016, joining Kevin Kelly (2005-08)...His 2014 points in 2017 are tied for No. 10 on the single season scoring list, trailing Richie Anderson (116; 1992) for No. 9...Is tied for the program single season record with two kickoff return touchdowns, equalling the marks of Chuck Peters (1940), Curt Warner (1980) and Derrick Williams (2008)... Ranks No. 2 on the single season all-purpose yards list with 2,070 yards in 2017, just the second player in program history to eclipse the 2,000 all-purpose yard mark (Larry Johnson, 2,655; 2002)...Is one of only three Penn Staters to reach the 1,500-all-purpose yard mark twice in a career...Has 19 touchdowns in 2017, which rank tied for No. 6 on the single season charts, trailing Curtis Enis (20; 1997) for No. 5...His 14 rushing touchdowns in 2017 are tied for No. 8 on the single season charts, trailing John Cappelletti (17; 1973) for No. 7...Teamed with Trace McSorley (10) as the third set of Penn Staters with 10-plus rushing touchdowns in a single season, joining Royster (12) and Daryll Clark (10) in 2008 and Charlie Pittman (10) and Mitchell (10) in 1969. **2016:** Finished No. 5 on Penn State's single-season rushing yardage chart with 1,496 yards in 2016... Broke the sophomore rushing record formerly held by Evan Royster (1,236; 2008) with 1,496 yards in 2016...Owns the sophomore scoring record and ranked No. 4 on the single-season scoring list with 132 points, passing Kevin Kelly's sophomore mark of 96 points (2006)...Barkley and Tyler Davis (128) became the first set of teammates to score 100 points in the same season in Penn State history...Broke the sophomore rushing touchdowns record with his 14th score of 2016 at Rutgers (11/19) in the third quarter and finished with 18 rushing scores...Became the first Nittany Lion since Zach Zwinak (12; 2013) to score 10-plus touchdowns in a season...His 22 overall touchdowns (18 rushing, 4 receiving) are No. 4 on the single-season charts...The 22 total touchdowns are the most since Larry Johnson scored 23 in 2002...His 18 rushing touchdowns tied Richie Anderson (1992) for No. 5 on Penn State's single-season charts... Finished No. 2 on Penn State's single-season all-purpose yards list with 1,927 yards in 2016, the highest total since Johnson's school-record 2,655 yards in 2002. **2015:** Broke Penn State's freshman (true or redshirt) season record with 1,076 rushing yards in 2015, surpassing D.J. Dozier's mark of 1,002 set in 1983... His 2015 season effort ranks 17th on the Penn State single-season rushing charts...Finished tied for first place on the Penn State true freshman season rushing touchdown (Dozier, 7) and 100-yard rushing games lists (Dozier, 5)... Broke Penn State freshman (true or redshirt) season record for all-purpose yards with 1,237, surpassing the mark set by Dozier (1,191; 1983)...Owns the single season record for receiving yards by a running back (448; 2017), topping his own record of 402 yards set in 2016.

Game: Set the single game all-purpose yards mark with 358 at Iowa (9/23/17), accounting for 211 yards rushing, 94 yards receiving and 53 yards on kickoff return, topping Curt Warner's previous mark of 341 vs. Syracuse in 1981...The all-purpose yardage total vs. Iowa ranks No. 10 all-time in the Big Ten record books and marks the fifth 300-all-purpose yard game in Penn State history and the third by Barkley...His 12 receptions vs. Iowa (9/23) are the most in

school history by a running back...The 12 catches vs. the Hawkeyes are the most by a BIG running back since Stephen Houston (Indiana) had 12 at Purdue (11/24/12)...Joins Ki-Jana Carter as the only players in Penn State history with multiple 80-yard rushes in program history (81 at Purdue, 2016; 80 vs. Akron, 2017)...His 85-yard touchdown catch is the third-longest reception in Penn State history and the longest by a Penn State player in Beaver Stadium history... Produced the fourth 300-plus all-purpose yard game in Penn State history with 306 yards against USC (1/2/17) in the 2017 Rose Bowl...Became the 15th different Penn Stater with a 200-yard rushing game vs. Maryland (10/8/16) with 202 yards, which ranks No. 25 on Penn State's single-game rushing charts...His 207 yards rushing at Purdue (10/29/16) rank No. 22 on the single-game charts and were the most since Larry Johnson's 279 yards vs. Michigan State in 2002...Twice broke the Penn State sophomore record for all-purpose yards, first with 277 (2017 rushing, 70 receiving) at Purdue (10/29/16) and again vs. USC (1/2/17) in the Rose Bowl with 306 (194 rushing, 55 receiving, 54 kick return)...Tallied 30 points at Pittsburgh (9/10/16), which is tied for No. 4 in Penn State history (fifth occasion).

» 2017

Awards: Selected as a finalist for the Paul Hornung Award, Maxwell Award and Doak Walker Award...Named a semifinalist for the Walter Camp Player of the Year Award...Earned Midseason All-America honors from *The All-American*, *Associated Press*, *CBSSports.com*, *ESPN.com*, *Sporting News*, *Sports Illustrated* (RB & all-purpose) and *USA Today*...Named Big Ten Co-Offensive Player of the Week (Barrett, OSU) on Sept. 4 after rushing for 174 yards and totaling 246 all-purpose yards vs. Akron...Earned Big Ten Rose Bowl Player of the Week on Sept. 5 after his effort vs. Akron in the season opener...Selected to the Paul Hornung Award Honor Roll on Sept. 11 after posting 183-all purpose yards and two touchdowns vs. Pittsburgh... Named Big Ten Offensive Player of the Week on Sept. 25 after breaking the school record for all-purpose yards (358) vs. Iowa...Graded out as the top offensive player in the FBS during week four by *Pro Football Focus* to earn a spot on the National Team of the Week...The effort vs. Iowa also earned him Rose Bowl Big Ten Player of the Week and Maxwell Award Player of the Week, along with a spot on the Hornung Award Honor Roll and *Pro Football Focus* Big Ten Team of the Week...Named Big Ten Special Teams Player of the Week and garnered a spot on the Hornung Award Honor Roll on Oct. 2 after posting 205 all-purpose yards vs. Indiana, including a 98-yard kickoff return for the touchdown to open the game...Garnered Big Ten Offensive Player of the Week, along with earning a spot on the Hornung Award Honor Roll, on Oct. 23 after piling up 176 all-purpose yards vs. Michigan... Added his second Big Ten Special Teams Player of the Week Award on Oct. 30 after returning the opening kickoff for a touchdown at Ohio State... Garnered Big Ten Player of the Week and a spot on the *Pro Football Focus* Big Ten Team of the Week after logging 224 all-purpose yards vs. Nebraska (11/18)...Selected to the preseason watch list for the Doak Walker Award, Maxwell Award and Walter Camp Award...Among 10 players named to the Big Ten preseason honors list, as selected by the conference's media members, joining teammate Trace McSorley...Named preseason first-team All-America by the *Associated Press*, *ESPN.com*, *Pro Football Focus*, *Sports Illustrated*, *Sporting News*, *USA Today*, *Lindy's*, *Street & Smith* and *Athlon Sports*...Named the No. 5 player in FBS by *SI.com*...Earned the No. 1 spot on *Sports Illustrated's* "Feldman's Freaks" list heading into the 2017 campaign.

Season: Appeared in 11 games with 10 starts...Selected team captain prior to the season...Is the 24th FBS player to produce 1,000 rushing yards and 500 receiving yards in a season since 2000...Scored a touchdown in 15-straight games from Oct. 29, 2016-Oct. 28, 2017, which set the Penn State school record, passing Curtis Enis' 14-game streak from 1996-97... Had a streak of nine-straight games with a rushing touchdown snapped vs. Georgia State, which was the longest streak by a Penn Stater since Larry Johnson had 11 in a row in 2002...Set the single game all-purpose yards mark with 358 (211 rush, 94, receiving, 53 KR), a total that sits No. 10 all-time in the Big Ten...Became the first Big Ten player and sixth FBS player since 1996 with a kickoff return for a touchdown and a passing touchdown in the same game when he did both vs. Indiana (9/30)...Is the first FBS player in the last 20 years with 50 rushing yards, 50 receiving yards, a passing touchdown and kickoff return for a touchdown in a game...Is only the ninth non-quarterback in Penn State history to throw a touchdown pass (10 occasions), joining teammate Nick Scott (Illinois; 2015)...Became the first Penn State running back with multiple passing completions in a season since Nick Scott (2-of-2; 2015).

Rankings: Is 1-of-3 student-athlete in the FBS with four all-purpose plays of 80 yards or longer in 2017...Ranks No. 2 in the FBS and leads the Big Ten in all-purpose yards (188.18)...Ranks No. 4 nationally and leads the Big Ten in kickoff return touchdowns (2)...Sits tied for No. 4 nationally and leads the Big Ten in total touchdowns (19)...Is tied for No. 6 nationally and leads the Big Ten in scoring per game (10.4)...Ranks No. 9 in the FBS and leads the Big Ten in kickoff return average (30.2)...Is No. 4 nationally and leads the Big Ten in total points (114)...Ranks No. 13 in the FBS and leads the Big Ten in rushing touchdowns (14)...Sits No. 32 in the FBS and No. 3 in the Big Ten in rushing yards per game (96.1)...Is No. 37 nationally and No. 5 in the Big Ten in yards per carry (5.78)...Is No. 57 in the FBS and No. 4 in the Big Ten in combined kick return yards (423)...Sits No. 58 in the FBS and No. 7 in the Big Ten in points responsible for per game (10.9)...Ranks tied for No. 95 nationally and No. 7 in the Big Ten in receptions per game (4.2).

Akron (9/2): Rushed for 174 yards and two touchdowns on 14 carries... Posted the second-longest rush of his career, an 80-yard burst in the second quarter...Notched his seventh career multi-rushing touchdown game and ninth career multi-touchdown game...The 80-yard run is tied for No. 10 in program history (eight occasions)...Caught three passes for 54 yards...Returned one kickoff for 20 yards...Totaled 246 all-purpose yards.

Pittsburgh (9/9): Carried 14 times for 88 yards and one touchdown... Tied a team high with four receptions and 45 yards...Had a then-career-long 46-yard reception in third quarter, scoring a touchdown on the play... Returned two kickoffs for 50 yards with a long of 32 yards...Owned a game-high 183 all-purpose yards...Earned the coaching staff's Offensive Player of the Week. **Georgia State (9/16):** Led the team with 226 all-purpose yards...Caught four passes for a career-high 142 yards and one touchdown...His 142 yards receiving are the most by a Penn State running back since Len Krouse had 155 yards out of the backfield vs. Syracuse in 1940...Is the first Penn State running back with 100 receiving yards since Tony Hunt had 110 yards at Minnesota in 2004...The 142 receiving yards are the most by a Big Ten running back since Curtis Samuel (OSU) had 177 vs. Bowling Green in 2016...Had an 85-yard reception for a touchdown in the first quarter, a career long that eclipsed his 46-yard reception vs. Pittsburgh (9/9/17)...Had one kickoff return for 37 yards to open the game...Rushed 10 times for 47 yards with a long run of 33 yards. **at Iowa (9/23):** Totaled 358 all-purpose yards to set the school record and rank No. 10 on the Big Ten's all-purpose charts...Posted his third career 200-yard rushing game with a career-best 211 yards rushing...Caught a career-high 12 passes for 94 yards, marking the first 10-plus reception game since 2014 (DaeSean Hamilton, 14 vs. Ohio State, 2014)...Returned three kickoffs for 53 yards...Had one rushing touchdown...Made his first career tackle in the second quarter on an interception return...Garnered the coaching staff's Offensive Player of the Week. **Indiana (9/30):** Became the first Big Ten player and sixth FBS player with a kickoff return for a touchdown and a passing touchdown in the same game since 1996... Rushed 20 times for 56 yards and caught four passes for 51 yards... Returned the opening kickoff 98 yards for a touchdown, the first Penn State kickoff return for a touchdown since 2011...Totaled 205 all-purpose yards (56 rushing, 51 receiving, 98 return)...Attempted and completed his first career pass, a 16-yard touchdown pass to DaeSean Hamilton in the fourth quarter...The passing touchdown was the first for a Penn State running back since Nick Scott threw a scoring pass against Illinois in 2015 and was the longest completion by a running back at Penn State since Eric McCoo completed a 63-yard touchdown pass vs. Illinois in 2001. **at Northwestern (10/7):** Carried 16 times for a game-high 75 yards on the ground with two touchdowns...Had scoring rushes of 1 and 53 yards... Caught two passes for 9 yards. **Michigan (10/21):** Posted his third-career three touchdown game - first of the season - with two rushing scores and one receiving score...Rushed for 108 yards on 15 carries...Had touchdown runs of 69 yards and 15 yards in the first quarter...Caught three passes for 53 yards, including a 42-yard catch and run for a score in the fourth quarter...Also returned one kickoff for 15 yards...Totaled a game-high 176 all-purpose yards (108 rushing, 53 receiving, 15 kickoff return). **at Ohio State (10/28):** Rushed 21 times for 44 yards and one touchdown... Caught four passes for 23 yards...Returned the opening kickoff 97 yards for a touchdown...Returned two kickoffs for 105 total yards...Piled up 172 all-purpose yards (44 rushing, 23 receiving, 105 kickoff return). **at Michigan State (11/4):** Carried the ball 14 times for a game-high 63 yards...Had a long rush of 36 yards...Caught three passes for 33 yards...Returned a pair of kickoffs for 15 yards...Totaled 111 all-purpose yards (63 rushing, 33 receiving, 15 kickoff)...Completed his second career pass, a 20-yard toss to Mike Gesicki in the first quarter. **Rutgers (11/11):** Carried 14 times for 35

yards and two touchdowns...Made one reception for 20 yards...Returned one kickoff for 30 yards...Posted 85 all-purpose yards (35 rushing, 20 receiving, 30 kickoff). **Nebraska (11/18):** Scored three touchdowns on the ground...Rushed for 158 yards on 17 carries, with no carries for negative yardage...Caught six passes for 66 yards...Totaled 224 all-purpose yards (158 rushing, 66 receiving).

» 2017 GAME-BY-GAME

Rushing (Carries-Yards-TD)

AKRON 14-172-2; PITTSBURGH 14-88-1; GEORGIA STATE 10-47-0; at Iowa 28-211-1; INDIANA 20-56-0; at Northwestern 16-75-2; MICHIGAN 15-108-2; at Ohio State 21-44-1; at Michigan State 14-63-0; RUTGERS 14-35-2; NEBRASKA 17-158-3.

Receiving (Receptions-Yards-TD)

AKRON 3-54-0; PITTSBURGH 4-45-1; GEORGIA STATE 4-142-1; at Iowa 12-94-0; INDIANA 4-51-0; at Northwestern 2-9-0; MICHIGAN 3-53-1; at Ohio State 4-23-0; at Michigan State 3-33-0; RUTGERS 1-13-0; NEBRASKA 6-66-0.

» BARKLEY'S CAREER OFFENSIVE STATISTICS & GAME HIGHS

	Att.-Yds.	Avg.	TD	LG	Rec.-Yds.	Avg.	TD	LG
2015	182-1,076	5.9	7	56	20-161	8.1	1	32
2016	272-1,496	5.5	18	81	28-402	14.4	4	44
2017	183-1,057	5.8	14	80	46-590	12.8	3	85
CAREER	637-3,629	5.7	39	81	84-1,153	12.3	8	85

Rushing Attempts 33; at Indiana, 11/12/16
Rushing Yards 211; at Iowa, 9/23/17
Rushing Touchdowns 4; at Pittsburgh, 9/10/16
Longest Rush 81 yards; at Purdue, 10/29/16

Receptions 12; at Iowa, 9/23/17
Receiving Yards 142; Georgia State, 9/16/17
Receiving Touchdowns 1; Seven Times: Last Michigan, 10/21/17
Longest Reception 85 yards; Georgia State, 9/16/17

Pass Completions 1; Twice: Last at Michigan State, 11/4/17
Pass Attempts 1; Twice: Last at Michigan State, 11/4/17
Passing Yards 20; at Michigan State, 11/4/17
Passing Touchdowns 1; Indiana, 9/30/17
Long Pass 20 yards; at Michigan State, 11/4/17

2017 GAME-BY-GAME

Kickoff Returns (Returns-Yards-TD-YPR)

AKRON 1-20-0-20.0; PITTSBURGH 2-50-0-25.0; GEORGIA STATE 1-37-0-37.0; at Iowa 3-53-0-17.6; INDIANA 1-98-1-98.0; at Northwestern 0-0-0-0.0; MICHIGAN 1-15-0-15.0; at Ohio State 2-105-1-52.5; at Michigan State 2-15-0-7.5; RUTGERS 1-30-0-30.0; NEBRASKA 0-0-0-0.0

» BARKLEY'S CAREER KICKOFF RETURN STATISTICS & GAME HIGHS

	No.	Yds.	Avg.	TD	LG
2015	-	-	-	-	-
2016	3	74	24.7	-	33
2017	14	423	30.2	2	98
CAREER	17	497	29.2	2	98

Kick Returns 3; at Iowa, 9/23/17
Kick Return Yards 105; at Ohio State, 10/28/17
Long Kick Return 98 yards; Indiana, 9/30/17
Kickoff Return Touchdowns 1; Twice: Last at Ohio State, 10/28/17

» 2017 GAME-BY-GAME

All-Purpose Yards (Rush-Receiving-Return-Total Yards-TD)

AKRON 172-54-20-246-2; PITTSBURGH 88-45-50-183-2; GEORGIA STATE 47-142-37-226-1; at Iowa 211-94-53-358-1; INDIANA 56-51-98-205-1; at Northwestern 75-9-0-84-2; MICHIGAN 108-53-15-176-3; at Ohio State 44-23-105-172-2; at Michigan State 63-33-15-111-0; RUTGERS 35-13-30-78-2; NEBRASKA 158-66-0-224-3.

» BARKLEY'S CAREER ALL-PURPOSE STATISTICS & GAME HIGHS

	Rush	Rec.	KR	Total	APYPG	TD
2015	1,076	161	--	1,237	112.5	8
2016	1,496	402	74	1,972	140.9	22
2017	1,057	590	423	2,063	187.5	19
CAREER	3,629	1,153	497	5,272	146.4	49

All-Purpose Yards 358; at Iowa, 9/23/17

NOTE: Is 2-of-2 passing for 36 yards in his career...Completed his first career pass attempt vs. Indiana (2017), a 16-yard touchdown pass to DaeSean Hamilton... Completed a 20-yard pass to Mike Gesicki at Michigan State (2017)...Has one career tackle (at Iowa, 2017).



RYAN BATES 52
 Offensive Line | 6-4 | 310
 Junior/Sophomore
 Warrington, Pa./Archbishop Wood
 Major: Labor & Employment Relations

» 2017

Season: Started eight games at left tackle...Missed games at Michigan State (11/4), vs. Rutgers (11/11) and vs. Nebraska (11/18) due to injury.

Akron (9/2): Helped pave the way for 569 total yards...Cleared the way for Saquon Barkley's 174 rushing yards for his 11th career 100-yard rushing game...Protected Trace McSorley to the tune of 280 passing yards and two scoring throws...Didn't allow a sack or quarterback hurry...Part of the offensive line unit that was named the coaching staff's Offensive Player of the Week. **Pittsburgh (9/9):** Part of an offensive line that allowed just one sack...Blocked for 148 total rushing yards - including 88 from Saquon Barkley - and protected Trace McSorley to the tune of three touchdowns and 164 yards passing. **Georgia State (9/16):** Guided the offense to 526 yards of total offense, including Trace McSorley's sixth-career 300-yard passing game (309 yards) and his school-record fourth game with four-or-more touchdown passes...Helped Penn State score eight offensive touchdowns, coming from eight different Penn Staters...Saw Penn State eclipse the 30-point mark for the 10th-straight game, just the fifth streak of 10-or-more games in Big Ten history. **at Iowa (9/23):** Helped Penn State to a season-high 579 yards of total offense on a school-record 99 offensive plays...Paved the way for Saquon Barkley's career-high 211 rushing yards and 94 receiving yards, which helped Barkley to a school-record 358 all-purpose yards...Blocked for Trace McSorley's 284-yard passing effort. **Indiana (9/30):** Helped protect Trace McSorley for his seventh career 300-yard passing game...Allowed the passing game time to find DaeSean Hamilton on nine occasions, which led to Hamilton breaking Penn State's career receptions record. **at Northwestern (10/7):** Protected quarterback Trace McSorley to the tune of 245 yards passing and cleared the way for Saquon Barkley's two touchdowns and game-high 75 rushing yards...Aided the team in piling up 381 yards of total offense to earn bowl eligibility. **Michigan (10/21):** Helped Penn State pile up 506 yards of total offense, the most allowed by Michigan since 2015 vs. Indiana (527 yards)...The 303 yards gained in the first half by Penn State are the most allowed by a Jim Harbaugh-coached Michigan team in any half... Instrumental in the Nittany Lions five rushing touchdowns and one receiving score...Cleared the way for Saquon Barkley's 108 yards rushing and two touchdowns...Protected Trace McSorley on a 282-yard passing night and one scoring strike...McSorley also ran for 76 yards and three scores, the most by a Penn State quarterback since at least 1967. **at Ohio State (10/28):** Part of an offensive line that helped produce 283 yards...Protected Trace McSorley, who threw for 192 yards and two touchdowns, and rushed for 49 yards and a score...Helped the offense score 38 points, the most allowed by Ohio State since giving up 41 tallies to Michigan in 2013.



SAEED BLACKNALL 13
 Wide Receiver | 6-3 | 208
 Senior/Senior
 Manalapan, N.J./Manalapan
 Major: Telecommunications

» 2017

Awards: Earned *Pro Football Focus* Big Ten Team of the Week honors on Oct. 10 after a four-catch effort at Northwestern.

Season: Appeared in 11 games with three starts...Started his first game of the season vs. Indiana (9/30).

Pittsburgh (9/9): Made his first career tackle, a combined special teams stop with Nick Scott in the first quarter. **Georgia State (9/16):** Made three catches for 64 yards...Caught Tommy Stevens' first career touchdown pass, a 35-yard connection, in the third quarter. **at Iowa (9/23):** Made his only catch on fourth-and-2, gaining 6 yards to move the chains on Penn State's game-winning touchdown drive. **Indiana (9/30):** Made one catch for 18 yards in his first start of the season. **at Northwestern (10/7):** Caught four passes for a game-high 74 yards...Made a 38-yard grab on Penn State's second touchdown drive. **Michigan (10/21):** Made one catch for 4 yards. **at Ohio State (10/28):** Made one reception for 21 yards, coming on Penn State's final scoring drive of the game...Collected one stop on kickoff coverage. **at Michigan State (11/4):** Had one catch, a 27-yard touchdown

reception in the second quarter...Added one tackle. **Rutgers (11/11):** Totaled two catches for 14 yards. **Nebraska (11/18):** Caught one pass for 22 yards on third-and-10 during Penn State's third scoring drive of the first half.

» 2017 GAME-BY-GAME

Receiving (Receptions-Yards-TD)

AKRON 0-0-0; PITTSBURGH 0-0-0; GEORGIA STATE 3-64-1; at Iowa 1-6-0; INDIANA 1-18-0; at Northwestern 4-74-0; MICHIGAN 1-4-0; at Ohio State 1-21-0; at Michigan State 1-27-1; RUTGERS 2-14-0; NEBRASKA 1-22-0.

» BLACKNALL'S CAREER OFFENSIVE STATISTICS & GAME HIGHS

	Att.-Yds.	Avg.	TD	LG	Rec.-Yds.	Avg.	TD	LG
2014	1(-1)	(-1.0)	-	(-1)	10-95	9.5	1	24
2015	-	-	-	-	8-248	31.0	1	59
2016	-	-	-	-	15-347	23.1	3	70
2017	-	-	-	-	15-250	16.7	2	38
CAREER	1(-1)	(-1.0)	-	(-1)	48-940	19.6	7	70

Rushing Attempts.....1; vs. Boston College, 12/27/14

Rushing Yards.....-1; vs. Boston College, 12/27/14


Receptions.....6; vs. Wisconsin, 12/3/16

Receiving Yards.....155; vs. Wisconsin, 12/3/16

Receiving Touchdowns.....2; vs. Wisconsin, 12/3/16

Longest Reception.....70 yards; vs. Wisconsin, 12/3/16

NOTE: Has three career tackles, all coming in 2017, with two on kickoff coverage.



MANNY BOWEN 43
Linebacker | 6-1 | 226
Junior/Junior
Barnegat, N.J./Barnegat
Major: Media Studies

» 2017

Season: Started nine games.

Akron (9/2): Tied for the team lead with five stops, all coming in the first quarter...Combined with Tyrell Chavis on a tackle for loss in the first quarter...Was a part of a defense that logged 14.0 tackles for loss, the most since recording 15.0 vs. Temple in 2015...Part of a defense that logged a season-opening shutout for the first time since 2007 (FIU, 59-0). **Pittsburgh (9/9):** Totaled four tackles...Added one quarterback hurry and one pass breakup. **Georgia State (9/16):** Led the team and tied for game high with six tackles...Combined with Shaka Toney on a third-quarter sack of Conner Manning, a play which Manning fumbled and Penn State recovered...A part of a unit that posted its second shutout of the season, marking the first time since 2009 a Nittany Lion defense posted two shutouts in a single season. **at Iowa (9/23):** Made two stops, including a solo hit behind the line of scrimmage. **Indiana (9/30):** Ranked second on the team with eight tackles. **at Northwestern (10/7):** Made four tackles...Added a pair of quarterback hurries. **Michigan (10/21):** Had six stops...Posted a third-quarter solo takedown of quarterback John O'Korn...Part of a defense that held the Wolverines scoreless over the final 40:03 of the game. **at Ohio State (10/28):** Totaled nine tackles, including seven solo...Force a fumble in the first quarter, which was recovered by Koa Farmer and set up Penn State's second touchdown of the game. **at Michigan State (11/4):** Tallied eight stops...Combined with Christian Campbell on a second-quarter tackle for loss...Added one quarterback hurry.

» 2017 GAME-BY-GAME

Tackles (Solo-Assisted-Total)

AKRON 1-4-5; PITTSBURGH 3-1-4; GEORGIA STATE 4-2-6; at Iowa 2-0-2; INDIANA 1-7-8; at Northwestern 2-2-4; MICHIGAN 2-4-6; at Ohio State 7-2-9; at Michigan State 0-7-7; RUTGERS DNP; NEBRASKA DNP.

» BOWEN'S CAREER STATISTICS & GAME HIGHS

	UA-A	TK	FF	FR	I	PBU	SACK	TFL
2015	12-6	18	1	1	-	-	-	0.5-2
2016	35-33	68	-	-	2	2.0-16	8.5-30	
2017	22-29	51	1	-	-	1.5-15	3.5-19	
CAREER	69-68	137	2	1	3	3.5-31	12.5-51	

Tackles.....12; Ohio State, 10/22/16


Sacks.....1.0; Three Times: Last Michigan, 10/21/17

Tackles for Loss.....2.0; Minnesota, 10/1/16

Fumble Recoveries.....1; Army, 10/3/15

Forced Fumbles.....1; Twice: Last at Ohio State, 10/28/17

Pass Breakups.....1; Three Times: Last Pittsburgh, 9/9/17



NICK BOWERS 83
Tight End/H-Back | 6-4 | 268
Junior/Sophomore
Kittanning, Pa./Kittanning Senior
Major: Labor & Employment Relations

» 2017

Season: Appeared in three games...Made his collegiate debut at Northwestern (10/7)...One of 24 student-athletes to make their collegiate debut in 2017...Caught his first career pass, a touchdown grab, vs. Nebraska (11/18).

at Northwestern (10/7): Made his collegiate debut. **Rutgers (11/11):** Appeared on offense. **Nebraska (11/18):** Caught his first collegiate pass, a 15-yard touchdown pass from Tommy Stevens.

» 2017 GAME-BY-GAME

Receiving (Receptions-Yards-TD)

AKRON DNP; PITTSBURGH DNP; GEORGIA STATE DNP; at Iowa DNP; INDIANA DNP; at Northwestern 0-0-0; MICHIGAN DNP; at Ohio State DNP; at Michigan State DNP; RUTGERS 0-0-0; NEBRASKA 1-15-1.

» BOWERS' CAREER OFFENSIVE STATISTICS & GAME HIGHS

	Att.-Yds.	Avg.	TD	LG	Rec.-Yds.	Avg.	TD	LG
2016	-	-	-	-	-	-	-	-
2017	-	-	-	-	1-15	15.0	1	15
CAREER	-	-	-	-	1-15	15.0	1	15

Receptions.....1; Nebraska, 11/18/17

Receiving Yards.....15; Nebraska, 11/18/17

Receiving Touchdowns.....1; Nebraska, 11/18/17

Longest Reception.....15 yards; Nebraska, 11/18/17



CAM BROWN 6
Linebacker | 6-5 | 222
Sophomore/Sophomore
Burtonsville, Md./The Bullis School
Major: Division of Undergraduate Studies

» 2017

Season: Appeared in 10 games.

Akron (9/2): Totaled four tackles...Made solo stop behind the line in the second quarter...Had one quarterback hurry...Was a part of a defense that logged 14.0 tackles for loss, the most since recording 15.0 vs. Temple in 2015...Part of a defense that logged a season-opening shutout for the first time since 2007 (FIU, 59-0). **Pittsburgh (9/9):** Logged two tackles. **at Iowa (9/23):** Had two tackles...Made a second-quarter stop on Akron Wadley on third down to force an Iowa punt. **Indiana (9/30):** Made four tackles...Added a pair of quarterback hurries. **at Northwestern (10/7):** Logged one tackle...Added one quarterback hurry. **Michigan (10/21):** Made three stops...Two of his tackles came on kickoff coverage. **at Ohio State (10/28):** Made two tackles...Had one stop on punt coverage. **at Michigan State (11/4):** Logged three stops. **Rutgers (11/11):** Contributed two tackles, including one on punt coverage...Part of a defense that allowed just 43 passing yards, the fewest in a game since giving up 32 vs. Army (2015)...The 43 passing yards are the fewest allowed by Penn State in Big Ten play...Held Rutgers to just seven pass completions, the second-fewest allowed by the Nittany Lions in a Big Ten game. **Nebraska (11/18):** Posted two tackles...Combined with Shareef Miller on a second-quarter takedown of Tanner Lee for his second career sack.

» 2017 GAME-BY-GAME

Tackles (Solo-Assisted-Total)

AKRON 2-2-4; PITTSBURGH 1-1-2; GEORGIA STATE DNP; at Iowa 1-1-2; INDIANA 1-3-4; at Northwestern 1-0-1; MICHIGAN 2-1-3; at Ohio State 1-1-2; at Michigan State 2-1-3; RUTGERS 0-2-2; NEBRASKA 1-1-2.

» C. BROWN'S CAREER STATISTICS & GAME HIGHS

	UA-A	TK	FF	FR	I	PBU	SACK	TFL
2016	14-19	33	-	-	-	-	0.5-1	1.5-2
2017	12-13	25	-	-	-	-	0.5-4	1.5-8
CAREER	26-32	58	-	-	-	-	1.0-5	3.0-10

Tackles.....10; at Michigan, 9/24/16

Sacks.....0.5; Twice: Last Nebraska, 11/18/17

Tackles for Loss.....1.0; Twice: Last Akron, 9/2/17

Blocked Kicks.....1 (punt); Ohio State, 10/22/16



TORRENCE BROWN 19
Defensive End | 6-3 | 254
Senior/Junior
Tuscaloosa, Ala./Tuscaloosa Academy
Major: Recreation, Parks & Tourism Management

» 2017

Season: Started three games...Will miss the remainder of the season after suffering an injury vs. Georgia State (9/16).

Akron (9/2): Had three assisted tackles...Combined with Parker Cothren on a tackle for loss in the second quarter...Was a part of a defense that logged 14.0 tackles for loss, the most since recording 15.0 vs. Temple in 2015...One of eight players to be a part of three-straight seasons with a shutout (Illinois, 2015; at Rutgers, 2016; Akron, 2017), marking the longest such streak since a three-year span from 1989-91...Part of a defense that logged a season-opening shutout for the first time since 2007 (FIU, 59-0). **Pittsburgh (9/9):** Registered three assisted tackles...Combined with Koa Farmer on a first-quarter tackle for loss...Broke up his first career pass, a second-quarter attempt that he deflected at the line of scrimmage. **Georgia State (9/16):** Made a pair of stops, both coming in the first quarter, and didn't play the final three quarters.

» 2017 GAME-BY-GAME

Tackles (Solo-Assisted-Total)

AKRON 0-3-3; PITTSBURGH 0-3-3; GEORGIA STATE 0-2-2; at Iowa INJ; INDIANA INJ; at Northwestern INJ; MICHIGAN INJ; at Ohio State INJ; at Michigan State INJ; RUTGERS INJ; NEBRASKA INJ.

» T. BROWN'S CAREER STATISTICS & GAME HIGHS

	UA-A	TK	FF	FR	I	PBU	SACK	TFL
2015	5-6	11	-	1	-	-	1.5-4	5.5-14
2016	16-17	33	3	2	-	-	0.5-4	6.0-18
2017	0-8	8	-	-	-	1	-	1.0-1
CAREER	21-34	55	3	3	-	1	2.0-8	12.5-33

Tackles.....6; at Pittsburgh, 9/10/16

Sacks.....1.0; Michigan, 11/21/15

Tackles for Loss.....2.0; Twice: Last at Pittsburgh, 9/10/16

Forced Fumbles.....1; Twice: Last Temple, 9/17/16

Fumble Recoveries.....1; Three Times: Last at Indiana, 11/12/16

Pass Breakups.....1; Pittsburgh, 9/9/17

NOTE: Has one career touchdown - a 9-yard fumble recovery for a score at Indiana (11/12/16).



RYAN BUCHHOLZ 97
Defensive End | 6-6 | 273
Junior/Sophomore
Malvern, Pa./Great Valley
Major: Media Studies

» 2017

Season: Appeared in eight games with five starts...Made his first career start at Iowa (9/23)...Joins Will Fries, Shareef Miller and Miles Sanders as first-time starters in 2017...Missed the games at Michigan State (11/4), vs. Rutgers (11/11) and vs. Nebraska (11/18) due to injury.

Akron (9/2): Logged career highs for tackles (4), tackles for loss (1.5) and sacks (1.0), all coming in the first half...Forced his first career fumble, which was recovered by Akron, in the first quarter...Combined with Robert Windsor on a first-quarter tackle for loss...Toppled Akron quarterback Thomas Woodson for a solo sack in the second quarter...Added one quarterback hurry...Was a part of a defense that logged 14.0 tackles for loss, the most since recording 15.0 vs. Temple in 2015...Part of a defense that logged a season-opening shutout for the first time since 2007 (FIU, 59-0)...Named the coaching staff's Defensive Player of the Week. **Pittsburgh (9/9):** Collected two solo tackles. **Georgia State (9/16):** Made two tackles, including one solo. **at Iowa (9/23):** Made his first career start. **Indiana (9/30):** Had two tackles. **at Northwestern (10/7):** Made three tackles...Combined with Shareef Miller on a fourth-quarter sack of Clayton Thorson...Recovered his first career fumble in the first quarter, which led to a Penn State field goal...Also had a quarterback hurry. **Michigan (10/21):** Tied a career best with four stops...Had a solo sack of John O'Korn in the third quarter to bring up third-and-long and an eventual Michigan punt on their opening drive of the second half...Had a third-quarter hurry of O'Korn...Part of a defense that held the Wolverines scoreless over the final 40:03 of the game...Part of an defensive line that

earned the coaching staff's Defensive Player of the Week. **at Ohio State (10/28):** Made the start, but left the game after playing just one snap.

» 2017 GAME-BY-GAME

Tackles (Solo-Assisted-Total)

AKRON 2-2-4; PITTSBURGH 2-0-2; GEORGIA STATE 1-1-2; at Iowa 0-0-0; INDIANA 0-2-2; at Northwestern 0-3-3; MICHIGAN 1-3-4; at Ohio State 0-0-0; at Michigan State 1-1; RUTGERS 1-1; NEBRASKA 1-1.

» BUCHHOLZ'S CAREER STATISTICS & GAME HIGHS

	UA-A	TK	FR	FF	I	PBU	SACK	TFL
2016	10-6	16	-	-	-	-	3.0-20	4.5-26
2017	6-11	17	1	1	-	-	2.0-16	2.5-17
CAREER	16-17	33	1	1	-	-	5.0-36	7.0-43

Tackles 4; Twice: Last Michigan, 10/21/17
Sacks 1.0; Four Times: Last Akron, 9/2/17
Tackles for Loss 1.5; Akron, 9/2/17
Forced Fumbles 1; Akron, 9/2/17
Fumble Recoveries 1; at Northwestern, 10/7/17



JASON CABINDA 40
 Linebacker | 6-1 | 234
 Senior/Senior
 Flemington, N.J./Hunterdon Central
 Major: Economics

» CAREER NOTES & RECORDS

Career: Ranks No. 9 on the career tackles chart with 278 stops, trailing Dennis Onkotz (287; 1967-69) for No. 8...Owns nine career double-digit tackle games (three in 2015, three in 2016, three in 2017).

» 2017

Awards: Earned Big Ten Co-Defensive Player of the Week (Bachie, MSU) and Lott IMPACT Trophy Player of the Week after 12 tackles, a half-sack and a forced fumble vs. Michigan...Selected as a quarterfinalist for the Lott IMPACT Trophy...Was the Lott IMPACT Trophy Player of the Week on Oct. 2 after producing a career-high-tying 14 tackles vs. Indiana...Earned *Pro Football Focus* Big Ten Team of the Week following his effort vs. Indiana (9/30)...Selected to the preseason watch list for the Bednarik Award, Butkus Award, Lott IMPACT Trophy and Nagurski Trophy.

Season: Started 11 games...Selected team captain prior to the season.

Akron (9/2): Made three tackles, all coming in the first half...One of eight players to be a part of three-straight seasons with a shutout (Illinois, 2015; at Rutgers, 2016; Akron, 2017), marking the longest such streak since a three-year span from 1989-91...Part of a defense that logged a season-opening shutout for the first time since 2007 (FIU, 59-0). **Pittsburgh (9/9):** Logged eight tackles to tie for second on the team with Koa Farmer and Nick Scott.

Georgia State (9/16): Made four tackles - three solo...A part of a unit that posted its second shutout of the season, marking the first time since 2009 a Nittany Lion defense posted two shutouts in a single season. **at Iowa (9/23):** Made a team-best six tackles...Had 1.5 tackles for loss...Combined with Koa Farmer on a second-quarter tackle for loss...Made a solo stop behind the line of scrimmage in the third quarter. **Indiana (9/30):** Made a career-high-tying 14 tackles (Army, 2015)...Logged six solo tackles...Added one sack and 1.5 tackles for loss...Posted Penn State's lone sack in the first quarter with a solo takedown of Richard Lagow...Combined with Marcus Allen on a second-quarter tackle for loss...Recovered Penn State's first fumble of the game, which was forced by Christian Campbell, and returned it 4 yards...Selected as the coaching staff's Defensive Player of the Week. **at Northwestern (10/7):** Made five stops, all coming in the first half. **Michigan (10/21):** Led all defenders with 12 tackles...Forced his second career fumble in the third quarter on a John O'Korn rush...Combined with Ryan Buchholz on a third-quarter sack of O'Korn...Part of a defense that held the Wolverines scoreless over the final 40:03 of the game. **at Ohio State (10/28):** Made seven tackles, including a combined tackle for loss with Shareef Miller in the first quarter. **at Michigan State (11/4):** Had four stops. **Rutgers (11/11):** Totaled a game-high 11 tackles...Registered a third-quarter tackle for loss on fourth-and-2 near midfield to give Penn State the ball in plus territory...Added one pass breakup and one quarterback hurry...Part of a defense that allowed just 43 passing yards, the fewest in a game since giving up 32 vs. Army (2015)...The 43 passing yards are the fewest allowed by Penn State in Big Ten play...Held Rutgers to just seven pass completions, the second-fewest allowed by the Nittany Lions in a Big Ten game. **Nebraska (11/18):** Chipped in six stops...Tallied a career-high-tying two pass breakups.

» 2017 GAME-BY-GAME

Tackles (Solo-Assisted-Total)

AKRON 0-3-3; PITTSBURGH 5-3-8; GEORGIA STATE 3-1-4; at Iowa 3-3-6; INDIANA 6-8-14; at Northwestern 3-2-5; MICHIGAN 2-10-12; at Ohio State 3-4-7; at Michigan State 0-4-4; RUTGERS 2-9-11; NEBRASKA 2-4-6.

» CABINDA'S CAREER STATISTICS & GAME HIGHS

	UA-A	TK	FR	FF	I	PBU	SACK	TFL
2014	7-10	17	-	-	-	-	-	0.5-1
2015	39-61	100	1	-	1	5	2.5-33	5.5-37
2016	36-45	81	-	-	-	3	1.0-13	4.0-20
2017	28-52	80	1	1	-	3	1.5-13	5.0-21
CAREER	110-168	278	2	1	1	11	5.0-59	15.0-79

Tackles 14; Twice: Last Indiana, 9/30/17
Sacks 2.0; Army, 10/3/15
Tackles for Loss 2.0; Twice: Last Ohio State, 10/22/16
Forced Fumbles 1; Twice: Last Michigan, 10/21/17
Fumble Recoveries 1; Indiana, 9/30/17
Interceptions 1; at Northwestern, 11/7/15
Pass Breakups 2; Twice: Last Nebraska, 11/18/17



CHRISTIAN CAMPBELL 1
 Cornerback | 6-1 | 191
 Senior/Senior
 Phenix City, Ala./Central
 Major: Journalism

» 2017

Season: Started 11 games...Had at least one pass breakup in seven-straight games from the 2017 Rose Bowl to Northwestern (10/7/17).

Akron (9/2): Made two stops...Combined with Marcus Allen on a first-quarter tackle for loss...Added two pass breakups...Was a part of a defense that logged 14.0 tackles for loss, the most since recording 15.0 vs. Temple in 2015...Part of a defense that logged a season-opening shutout for the first time since 2007 (FIU, 59-0). **Pittsburgh (9/9):** Registered four tackles, including three solo...Added two pass breakups. **Georgia State (9/16):** Made two solo stops...Broke up a first-quarter pass on third down to force a Georgia State punt on its opening drive...A part of a unit that posted its second shutout of the season, marking the first time since 2009 a Nittany Lion defense posted two shutouts in a single season. **at Iowa (9/23):** Logged three solo stops...Added one pass breakup. **Indiana (9/30):** Tallied four tackles...Added one pass breakup...Forced the first fumble of the game for Penn State, which was recovered by Jason Cabinda. **at Northwestern (10/7):** Made four tackles - three solo...Hauled in his first interception of the season to end the first half...Added two pass breakups...Selected as the coaching staff's Co-Defensive Player of the Week with Grant Haley. **Michigan (10/21):** Had four tackles...Made a highlight defensive play on a strip-sack of John O'Korn in the fourth quarter...It was his first career sack and second career forced fumble...Helped the defense for a turnover for the eighth-straight game...Part of a defense that held the Wolverines scoreless over the final 40:03 of the game. **at Ohio State (10/28):** Tied his career high with six stops. **at Michigan State (11/4):** Chipped in four stops...Combined with Manny Bowen on a third-quarter tackle for loss...Added one pass breakup. **Nebraska (11/18):** Notched four tackles...Added two pass breakups.

» 2017 GAME-BY-GAME


Tackles (Solo-Assisted-Total)

AKRON 0-2-2; PITTSBURGH 3-1-4; GEORGIA STATE 2-0-2; at Iowa 3-0-3; INDIANA 2-2-4; at Northwestern 3-1-4; MICHIGAN 3-1-4; at Ohio State 3-3-6; at Michigan State 1-3-4; RUTGERS 0-0-0; NEBRASKA 2-2-4.

» CAMPBELL'S CAREER STATISTICS & GAME HIGHS

	UA-A	TK	FR	FF	I	PBU	SACK	TFL
2014	9-1	10	-	-	1	2	-	1.0-1
2015	6-10	16	-	-	-	2	-	1.0-2
2016	17-14	31	1	-	1	6	-	1.0-4
2017	22-15	37	-	2	1	12	1.0-3	2.0-5
CAREER	54-40	94	1	2	3	22	1.0-3	5.0-12

Tackles 6; Twice: Last at Ohio State, 10/28/17
Tackles for Loss 1.0; Four Times: Last Michigan, 10/21/17
Sacks 1.0; Michigan, 10/21/17
Forced Fumbles 1; Twice: Last Michigan, 10/21/17
Fumble Recoveries 1; at Indiana, 11/12/16
Interceptions 1; Three Times: Last at Northwestern, 10/7/17
Pass Breakups 2; Five Times: Last Nebraska, 11/18/17



COLIN CASTAGNA 46
 Defensive End | 6-4 | 257
 Junior/Junior
 Barrington, Ill./Barrington
 Major: Kinesiology

» 2017

Season: Appeared in 11 games.

Akron (9/2): Appeared on defense and special teams. **Pittsburgh (9/9):** Logged a first-quarter assisted stop for his lone tackle of the game. **Georgia State (9/16):** Appeared on special teams and defense. **at Iowa (9/23):** Saw time on special teams. **Indiana (9/30):** Saw time on defense and special teams. **at Northwestern (10/7):** Saw action on defense and special teams. **Michigan (10/21):** Saw action on defense and special teams. **at Ohio State (10/28):** Appeared on defense and special teams. **at Michigan State (11/4):** Saw time on defense and special teams. **Rutgers (11/11):** Appeared on defense and special teams. **Nebraska (11/18):** Saw snaps on defense and special teams.

» 2017 GAME-BY-GAME

Tackles (Solo-Assisted-Total)

AKRON 0-0-0; PITTSBURGH 0-1-1; GEORGIA STATE 0-0-0; at Iowa 0-0-0; INDIANA 0-0-0; at Northwestern 0-0-0; MICHIGAN 0-0-0; at Ohio State 0-0-0; at Michigan State 0-0-0; RUTGERS 0-0-0; NEBRASKA 0-0-0.

» CASTAGNA'S CAREER STATISTICS & GAME HIGHS

	UA-A	TK	FR	FF	I	PBU	SACK	TFL
2015	-	-	-	-	-	-	-	-
2016	1-1	2	-	-	-	-	-	1.0-2
2017	0-1	1	-	-	-	-	-	-
CAREER	1-2	3	-	-	-	-	-	1.0-2

Tackles 1; Three Times: Last Pittsburgh, 9/9/17
Tackles for Loss 1.0; at Purdue, 10/29/16



TARIQ CASTRO-FIELDS 5
 Cornerback | 6-0 | 185
 Freshman/Freshman
 Upper Marlboro, Md./Riverdale Baptist School
 Major: Division of Undergraduate Studies

» 2017

Awards: Named to the *Pro Football Focus* Big Ten Team of the Week on Nov. 7 following his effort at Michigan State.

Season: Appeared in 10 games...Made collegiate debut vs. Akron (9/2)...One of 24 student-athletes to make their collegiate debut in 2017...One of 17 freshmen (14 redshirt, 3 true) to appear in 2017.

Akron (9/2): Made collegiate debut...Appeared on defense and special teams. **Pittsburgh (9/9):** Collected his first career tackle in the fourth quarter, a combined stop with Koa Farmer. **Georgia State (9/16):** Made his first career interception on a leaping grab in the third quarter...Saw time on defense and special teams...Helped Penn State force five turnovers (three interceptions, two fumble recoveries), the first time since forcing five turnovers last season at Indiana (five fumble recoveries)...Part of a secondary that nabbed three interceptions in a game for the first time since doing so at Maryland in 2015. **at Iowa (9/23):** Saw time on special teams and defense. **Indiana (9/30):** Played on defense and special teams. **at Northwestern (10/7):** Appeared on defense and special teams. **at Ohio State (10/28):** Collected one tackle on defense. **at Michigan State (11/4):** Broke up a career-high three passes in the game. **Nebraska (11/18):** Posted a career-high three stops.

» 2017 GAME-BY-GAME

Tackles (Solo-Assisted-Total)

AKRON 0-0-0; PITTSBURGH 0-1-1; 0-0-0; GEORGIA STATE 0-0-0; at Iowa 0-0-0; INDIANA 0-0-0; at Northwestern 0-0-0; MICHIGAN DNP; at Ohio State 1-0-1; at Michigan State 0-0-0; RUTGERS 0-0-0; NEBRASKA 3-0-3.

» CASTRO-FIELDS' CAREER STATISTICS & GAME HIGHS

	UA-A	TK	FR	FF	I	PBU	SACK	TFL
2017	4-1	5	-	-	1	3	-	-
CAREER	4-1	5	-	-	1	3	-	-

Tackles 3; Nebraska, 11/18/17
Interceptions 1; Georgia State, 9/16/17
Pass Breakups 3; at Michigan State, 11/4/17



IRVIN CHARLES 11
Wide Receiver | 6-4 | 223
Junior/Sophomore
Sicklerville, N.J./Paul VI
Major: Recreation, Parks & Tourism Management

» 2017

Season: Appeared in 10 games.

Akron (9/3): Appeared on offense and special teams. **Pittsburgh (9/9):** Made a solo stop on the opening kickoff of the game...Joined Nick Scott and Garrett Taylor as the coaching staff's Co-Special Teams Player of the Week. **Georgia State (9/16):** Appeared on offense and special teams. **at Iowa (9/23):** Logged snaps on offense and special teams. **Indiana (9/30):** Made a career-high-tying two tackles on punt coverage...Forced a first-quarter fumble on punt coverage, which was recovered by Nick Scott and returned for a touchdown...The forced fumble was the first of his career...Named the coaching staff's Special Team's Player of the Week. **at Northwestern (10/7):** Saw action on offense and special teams. **Michigan (10/21):** Tied a career high with two tackles...Had one stop on kickoff coverage and one on punt coverage. **at Ohio State (10/28):** Collected one tackle on punt coverage. **at Michigan State (11/4):** Made his first catch of the season, a 4-yard reception in the second quarter... Added a special teams tackle, coming on punt coverage. **Rutgers (11/11):** Appeared on offense and special teams.

» 2017 GAME-BY-GAME

Receiving (Receptions-Yards-TD)

AKRON 0-0-0; PITTSBURGH 0-0-0; GEORGIA STATE 0-0-0; at Iowa 0-0-0; INDIANA 0-0-0; at Northwestern 0-0-0; MICHIGAN 0-0-0; at Ohio State 0-0-0; at Michigan State 1-4-0; RUTGERS 0-0-0; NEBRASKA DNP.

» CHARLES' CAREER OFFENSIVE STATISTICS & GAME HIGHS

	Att.-Yds.	Avg.	TD	LG	Rec.-Yds.	Avg.	TD	LG
2016	-	-	-	-	2-106	53.0	1	80
2017	-	-	-	-	1-4	4.0	-	4
CAREER	-	-	-	-	3-110	36.7	1	80

Receptions 1; Three Times: Last at Michigan State, 11/4/17
Receiving Yards 80; Minnesota, 10/1/16
Receiving Touchdowns 1; Minnesota, 10/1/16
Longest Reception 80; Minnesota, 10/1/16

Tackles 2; Three Times: Last Michigan, 10/21/17

NOTE: Has 12 career tackles, including 11 on special teams...Has one forced fumble (Indiana, 2017)...Has one kickoff return for 11 yards (at Indiana, 2016).



TYRELL CHAVIS 56
Defensive Tackle | 6-3 | 295
Senior/Senior
Richmond, Va./Fork Union Military Academy
Major: African American Studies

» 2017

Season: Appeared in 11 games.

Akron (9/2): Had career highs in tackles (5), tackles for loss (3.0) and logged his first career sack...Combined with Curtis Cothran for a first-quarter sack...Posted a pair of solo tackles for loss in the fourth quarter... Combined with Manny Bowen on a first-quarter tackle for loss...Five tackles tied for team high...Was a part of a defense that logged 14.0 tackles for loss, the most since recording 15.0 vs. Temple in 2015...Part of a defense that logged a season-opening shutout for the first time since 2007 (FIU, 59-0). **Georgia State (9/16):** Made one tackle. **Indiana (9/30):** Logged the first pass breakup of his career in the third quarter...Added one quarterback hurry. **at Northwestern (10/7):** Had one quarterback hurry. **Michigan (10/21):** Made one stop... Part of an defensive line that earned the coaching staff's Defensive Player of the Week. **at Ohio State (10/28):** Collected three tackles, including one solo stop. **at Michigan State (11/4):** Totaled three tackles...Had 1.5 tackles for loss, including a half a sack...Combined with Yetur Gross-Matos for a second-quarter sack of Brian Lewerke...Had a solo stop of LJ Scott behind the line of scrimmage in the second quarter...Added one quarterback hurry. **Rutgers (11/11):** Notched two stops...Had a pass breakup. **Nebraska (11/18):** Posted one stop, a solo quarterback takedown of Tanner Lee in the fourth quarter, his first career solo sack.

» 2017 GAME-BY-GAME


Tackles (Solo-Assisted-Total)

AKRON 2-3-5; PITTSBURGH 0-0-0; GEORGIA STATE 0-1-1; at Iowa 0-0-0; INDIANA 0-0-0; at Northwestern 0-0-0; MICHIGAN 0-1-1; at Ohio State 1-2-3; at Michigan State 1-2-3; RUTGERS 0-2-2; NEBRASKA 1-0-1.

» CHAVIS' CAREER STATISTICS & GAME HIGHS

	UA-A	TK	FF	FR	I	PBU	SACK	TFL
2016	2-11	13	-	-	-	-	-	1.0-2
2017	5-11	16	-	-	-	2	2.0-12	5.5-20
CAREER	7-22	29	-	-	-	2	2.0-12	6.5-22

Tackles 5; Akron, 9/2/17
Tackles for Loss 3.0; Akron, 9/2/17
Sacks 1.0; Nebraska, 11/18/17
Pass Breakups 1; Twice: Last Rutgers, 11/11/17



JAKE COOPER 33
Linebacker | 6-1 | 252
Junior/Junior
Doylestown, Pa./Archbishop Wood
Major: Telecommunications

» 2017

Season: Appeared in six games.

Akron (9/2): Made two stops. **Georgia State (9/16):** Had one tackle. **Indiana (9/30):** Totaled three tackles. **at Northwestern (10/7):** Made one stop. **Rutgers (11/11):** Logged two stops. **Nebraska (11/18):** Had one tackle.

» 2017 GAME-BY-GAME

Tackles (Solo-Assisted-Total)

AKRON 1-1-2; PITTSBURGH DNP; GEORGIA STATE 1-0-1; at Iowa DNP; INDIANA 0-3-3; at Northwestern 1-0-1; MICHIGAN DNP; at Ohio State DNP; at Michigan State DNP; RUTGERS 0-2-2; NEBRASKA 1-0-1.

» COOPER'S CAREER STATISTICS & GAME HIGHS

	UA-A	TK	FF	FR	I	PBU	SACK	TFL
2015	9-5	14	-	-	-	1	1.0-11	2.5-15
2016	4-11	15	-	-	-	-	-	-
2017	4-6	10	-	-	-	-	-	-
CAREER	17-22	39	-	-	-	1	1.0-11	2.5-15

Tackles 6; Twice: Last at Michigan, 9/24/16
Sacks 1.0; Buffalo, 9/12/15
Tackles for Loss 1.0; Twice: Last vs. Maryland, 10/24/15
Pass Breakups 1; Rutgers, 9/19/15



CURTIS COTHNAN 52
Defensive Tackle | 6-5 | 295
Graduate/Senior
Newtown, Pa./Council Rock North
Major: Media Studies (2nd degree)

» 2017

Season: Started 11 games.

Akron (9/2): Totaled three tackles...Combined with Tyrell Chavis on a second-quarter sack...Joined Shareef Miller on a first-quarter tackle for loss...Was a part of a defense that logged 14.0 tackles for loss, the most since recording 15.0 vs. Temple in 2015...One of eight players to be a part of three-straight seasons with a shutout (Illinois, 2015; at Rutgers, 2016; Akron, 2017), marking the longest such streak since a three-year span from 1989-91...Part of a defense that logged a season-opening shutout for the first time since 2007 (FIU, 59-0). **Pittsburgh (9/9):** Logged two stops. **at Iowa (9/23):** Had three tackles, all solo, two for no gain. **at Northwestern (10/7):** Had two tackles...Topped Clayton Thorson on a first-quarter sack for a loss of 8 yards on first-and-goal during the Wildcats opening drive. **Michigan (10/21):** Had two tackles...Registered a solo sack of John O'Korn on third down of Michigan's opening drive to force a punt...Part of a defense that held the Wolverines scoreless over the final 40:03 of the game...Part of an defensive line that earned the coaching staff's Defensive Player of the Week. **at Ohio State (10/28):** Totaled two tackles...Posted a solo takedown of quarterback J.T. Barrett in the first quarter. **Rutgers (11/11):** Posted a pair of stops, including one on punt coverage.

» 2017 GAME-BY-GAME

Tackles (Total-Solo-Assisted)

AKRON 0-3-3; PITTSBURGH 0-2-2; GEORGIA STATE 0-0-0; at Iowa 3-0-3; INDIANA 0-0-0; at Northwestern 1-1-2; MICHIGAN 1-1-2; at Ohio State 1-1-2; at Michigan State 0-0-0; RUTGERS 0-2-2; NEBRASKA 0-0-0.

» COTHNAN'S CAREER STATISTICS & GAME HIGHS

	UA-A	TK	FF	FR	I	PBU	SACK	TFL
2014	1-0	1	-	-	-	-	-	1.0-2
2015	5-11	16	-	-	-	-	2.5-27	4.0-31
2016	11-10	21	-	-	-	-	0.5-5	4.5-15
2017	6-10	16	-	-	-	-	3.5-23	4.0-24
CAREER	23-31	54	-	-	-	-	6.5-55	13.5-72

Tackles 5; vs. Wisconsin, 12/3/16
Sacks 1.0; Five Times: Last at Ohio State, 10/28/17
Tackles for Loss 3.0; vs. Wisconsin, 12/3/16



PARKER COTHREN 41
Defensive Tackle | 6-4 | 302
Graduate/Senior
Huntsville, Ala./Hazel Green
Major: Criminology (2nd degree)

» 2017

Season: Started 11 games.

Akron (9/2): Made one tackle, combining with Torrence Brown on a second quarter tackle for loss...Also added a quarterback hurry in the first quarter...Was a part of a defense that logged 14.0 tackles for loss, the most since recording 15.0 vs. Temple in 2015...One of eight players to be a part of three-straight seasons with a shutout (Illinois, 2015; at Rutgers, 2016; Akron, 2017), marking the longest such streak since a three-year span from 1989-91...Part of a defense that logged a season-opening shutout for the first time since 2007 (FIU, 59-0). **Pittsburgh (9/9):** Logged two stops. **Georgia State (9/16):** Made a pair of tackles...A part of a unit that posted its second shutout of the season, marking the first time since 2009 a Nittany Lion defense posted two shutouts in a single season. **at Iowa (9/23):** Had one solo tackle. **Indiana (9/30):** Totaled four tackles...Recovered a third-quarter fumble, which was forced by Marcus Allen, for his first career fumble recovery. **at Northwestern (10/7):** Made three tackles. **Michigan (10/21):** Made four tackles...Logged a solo quarterback takedown in the fourth quarter...Part of a defense that held the Wolverines scoreless over the final 40:03 of the game... Part of an defensive line that earned the coaching staff's Defensive Player of the Week. **at Ohio State (10/28):** Totaled one tackle. **at Michigan State (11/4):** Posted three stops...Added one quarterback hurry. **Rutgers (11/11):** Registered two tackles. **Nebraska (11/18):** Had one tackle...Combined with Shareef Miller on a first-quarter stop behind the line of scrimmage.

» 2017 GAME-BY-GAME

Tackles (Solo-Assisted-Total)

AKRON 0-1-1; PITTSBURGH 0-2-2; GEORGIA STATE 0-2-2; at Iowa 1-0-1; INDIANA 2-2-4; at Northwestern 0-3-3; MICHIGAN 1-3-4; at Ohio State 1-0-1; at Michigan State 1-2-3; RUTGERS 2-0-2; NEBRASKA 0-1-1.

» COTHREN'S CAREER STATISTICS & GAME HIGHS

	UA-A	TK	FF	FR	I	PBU	SACK	TFL
2014	8-3	11	-	-	-	-	0.5-1	2.5-6
2015	4-9	13	-	-	-	1	0.5-2	0.5-2
2016	9-17	26	-	-	-	-	2.0-6	5.5-13
2017	8-16	24	-	1	-	-	1.0-8	2.0-10
CAREER	29-45	74	-	1	-	1	4.0-17	10.5-31

Tackles 7; Temple, 9/17/16
Sacks 1.0; Twice: Michigan, 10/21/17
Tackles for Loss 2.5; Temple, 9/17/16
Fumble Recoveries 1; Indiana, 9/30/17
Pass Breakups 1; Michigan, 11/21/15



DAE'LUN DARIEN 87
Wide Receiver | 6-4 | 210
Sophomore/Freshman
Baltimore, Md./Dunbar
Major: Division of Undergraduate Studies

» 2017
Season: Appeared in six games...Made his collegiate debut vs. Georgia State (9/16)...One of 24 student-athletes to make their collegiate debut in 2017...One of 17 freshmen (14 redshirt, 3 true) to appear in 2017.

Georgia State (9/16): Made his collegiate debut in the second half...Saw time on special teams and offense. **Indiana (9/30):** Appeared on special teams. **Northwestern (10/7):** Saw time on special teams. **Michigan (10/21):** Took snaps on special teams. **Rutgers (11/11):** Saw time on special teams. **Nebraska (11/18):** Saw times on special teams.



DESI DAVIS 12
Cornerback | 5-11 | 181
Senior/Junior
Ardmore, Pa./Harrilton
Major: Psychology

» 2017
Season: Appeared in one game...Made his collegiate debut vs. Georgia State (9/16)...One of 24 student-athletes to make their collegiate debut in 2017.

Georgia State (9/16): Made his collegiate debut...Made his first career tackle in the fourth quarter, a solo stop.

» 2017 GAME-BY-GAME
Tackles (Solo-Assisted-Total)
AKRON DNP; PITTSBURGH DNP; GEORGIA STATE 1-0-1; at Iowa DNP; INDIANA DNP; at Northwestern DNP; MICHIGAN DNP; at Ohio State DNP; at Michigan State DNP; RUTGERS DNP; NEBRASKA DNP.

» D. DAVIS' CAREER STATISTICS & GAME HIGHS

	UA-A	TK	FF	FR	I	PBU	SACK	TFL
2015	-	-	-	-	-	-	-	-
2016	-	-	-	-	-	-	-	-
2017	1-0	1	-	-	-	-	-	-
CAREER	1-0	1	-	-	-	-	-	-

Tackles1; Georgia State, 9/16/17



TYLER DAVIS 95
Kicker/Punter | 5-11 | 189
Senior/Senior
St. Charles, Ill./St. Charles
Major: Economics

» CAREER NOTES & RECORDS
NCAA: Sits No. 22 among active FBS scorers in points per game (7.6)...Ranks No. 29 among active FBS kickers in field goal percentage (.809)...Is No. 29 on the active FBS field goals made per game (1.18) list...Is one of six active FBS kickers to amass 100 made PATs without a miss.

Career: Ranks tied for No. 9 on Penn State's career field goals made charts with 38, equaling Nick Gancitano (38; 1981-84)...Sits No. 8 on the career scoring charts at Penn State with 244 points, trailing Lydell Mitchell (246; 1969-71) for No. 7...Owns the school record for consecutive field goals made with 18, breaking Sam Ficken's mark of 15-straight makes between the 2012 and 2013 seasons...Had his consecutive field goals made streak snapped on a first-quarter blocked kick vs. Ohio State...The 18-straight made field goals were tied for the longest streak in the Big Ten since Brad Craddock (UMD) converted 24-straight in from 2013-14...The 18 consecutive field goals are tied for the fourth-longest streak in Big Ten history...His 130 consecutive extra point conversions are No. 4 in Big Ten history and broke the previous Penn State mark held by Brett Conway (119; 1994-96).

Season: Tied the Penn State single-season record in 2016 with 62 converted extra points attempts, equaling Brett Conway's mark from 1994...Joins Brett Conway (62; 1994) and Kevin Kelly (60; 2008) as the only place kickers with 50-plus made extra points in a single season...

Tied for No. 2 on Penn State's single-season field goals made charts (22), trailing only Sam Ficken's 24 makes from 2014...Finished No. 5 on the PSU single-season scoring charts (128 points)...Davis and Saquon Barkley (132) became the first set of teammates to score 100 points in the same season...Tied the Big Ten single-season kick scoring record with 128 points, equaling the mark set by Ohio State's Sean Nuernberger in 2014.

» 2017
Awards: Selected to the Lou Groza Award preseason watch list...Selected preseason second-team All-American by *Sporting News*.

Season: Started 11 games at place kicker...Selected team captain prior to the season.

Rankings: Is No. 62 nationally and No. 4 in the Big Ten in total points scored (81)...Sits tied for No. 69 in the FBS and No. 4 in the Big Ten in scoring per game (7.4).

Akron (9/2): Converted all seven extra points and 1-of-2 field goal attempts...Hit a career-long 47-yard field goal in the third quarter...Had seven kickoffs for a 64.0 yard average and four touchbacks...Made one tackle...One of 10 Penn Staters to register their first career tackles in the game. **Pittsburgh (9/9):** Successful on his lone field goal attempt and made all four extra points...Converted a 24-yard field goal in the fourth quarter...Hit six kickoffs for an average of 64.0 yards and three touchbacks. **Georgia State (9/16):** Connected on all eight extra point attempts, tying a career high (at Purdue, 2016)...Missed his lone field goal attempt, a 39-yard try...Hit six kickoffs for an average of 65.0 yards with all six ending in touchbacks...Named Co-Special Teams Player of the Week by the coaching staff, along with Blake Gillikin. **at Iowa (9/23):** Connected on field goals from 19 and 21 yards...Attempted a career-high-tying four field goals, making two, missing one and having one attempt blocked...Hit four kickoffs for an average of 64.0 yards and one touchback. **Indiana (9/30):** Made one of three field goal attempts, connecting from 45 yards, missing from 21 yards and having a 42-yard attempt blocked...Successful on all six extra point attempts...Totaled nine points in the game...Hit eight kickoffs for an average of 64.2 yards...Six kickoffs ended in a touchback. **at Northwestern (10/7):** Was 1-of-2 on field goal attempts and 4-for-4 on point after attempts to log seven points...Successful on a 21-yard attempt in the first quarter...Averaged 63.5 yards on six kickoffs, including three touchbacks. **Michigan (10/21):** Made all six point-after attempts...Hit seven kickoffs for an average of 62.4 yards and two touchbacks...Made his second career tackle on kickoff coverage...Named Co-Special Teams Player of the Week by the coaching staff, along with Blake Gillikin. **at Ohio State (10/28):** Totaled eight points, going 5-of-5 on PAT attempts and hitting his lone field goal attempt...Connected on a 24-yard field goal in the fourth quarter...Hit seven kickoffs for an average of 62.0 yards...Had one touchback. **at Michigan State (11/4):** Totaled six points on the game, including three extra points and a field goal...Converted all three extra point attempts...Was successful on his lone field goal attempt, a 26-yard connection in the third quarter...Hit five kickoffs for a 63.0-yard average...Had one touchback...Added career-high two tackles on kickoff coverage. **Rutgers (11/11):** Converted all five of his extra points attempts...Averaged 57.5 yards on six kickoffs. **Nebraska (11/18):** Tied his career high with eight made extra points on eight attempts...Hit nine kickoffs for an average of 62.3 yards per kick...Had three touchbacks on kickoffs.

» T. DAVIS' CAREER SCORING STATISTICS & GAME HIGHS

	FGM-A	%	0-19	20-29	30-39	40-49	50+	LG	XP	PTS
2015	8-8	100.0	2-2	3-3	2-2	1-1	-	42	11-11	35
2016	22-24	.917	1-1	6-6	12-14	3-3	-	40	62-62	128
2017	8-15	.533	1-1	5-6	0-4	2-4	-	47	57-57	81
CAREER 38-47	.809	4-4	14-15	14-20	6-8	-	47	130-130	244	

Points Scored 15; at Rutgers, 11/19/16
PATs Made 8; Three Times: Last Nebraska, 11/18/17
Field Goals Made 4; at Rutgers, 11/19/16
Field Goals Attempted 4; Twice: Last at Iowa, 9/23/17
Longest Field Goal 47 yards; Akron, 9/2/17

Tackles 2; at Michigan State, 11/4/17

» T. DAVIS' CAREER KICKOFF STATISTICS

	No.	Yds	AVG	TB	OB
2015	10	595	59.5	3	1
2016	8	461	57.6	1	1
2017	71	4,465	62.9	30	5
CAREER	89	5,521	62.1	34	7

NOTE: Has four career tackles on kickoff coverage.



FRANK DI LEO 39
Linebacker | 5-9 | 222
Junior/Sophomore
Elmhurst, Ill./Saint Ignatius College Prep
Major: Business Administration

» 2017
Season: Appeared in one game.

Georgia State (9/16): Made his first career tackle...Combined with Johnathan Thomas on a fourth-quarter stop on special teams.

» 2017 GAME-BY-GAME
Tackles (Solo-Assisted-Total)
AKRON DNP; PITTSBURGH DNP; GEORGIA STATE 0-1-1; at Iowa DNP; INDIANA DNP; at Northwestern DNP; MICHIGAN DNP; at Ohio State DNP; at Michigan State DNP; RUTGERS DNP; NEBRASKA DNP.

» DI LEO'S CAREER STATISTICS & GAME HIGHS

	UA-A	TK	FF	FR	I	PBU	SACK	TFL
2016	-	-	-	-	-	-	-	-
2017	0-1	1	-	-	-	-	-	-
CAREER	0-1	1	-	-	-	-	-	-

Tackles1; Georgia State, 9/16/17



NICK EURY 40
Running Back | 5-9 | 207
Sophomore/Freshman
Shavertown, Pa./Lake-Lehman
Major: Division of Undergraduate Studies

» 2017
Season: Appeared in one game...One of 24 student-athletes to make their collegiate debut in 2017...One of 17 freshmen (14 redshirt, 3 true) to appear in 2017.

Georgia State (9/16): Made his collegiate debut...Carried once for 4 yards in the fourth quarter.

» 2017 GAME-BY-GAME
Rushing (Carries-Yards-TD)
AKRON DNP; PITTSBURGH DNP; GEORGIA STATE 1-4-0; at Iowa DNP; INDIANA DNP; at Northwestern DNP; MICHIGAN DNP; at Ohio State DNP; at Michigan State DNP; RUTGERS DNP; NEBRASKA DNP.

» EURY'S CAREER OFFENSIVE STATISTICS & GAME HIGHS

	Att.-Yds.	Avg.	TD	LG	Rec.-Yds.	Avg.	TD	LG
2017	1-4	4.0	-	-	-	-	-	-
CAREER	1-4	4.0	-	-	-	-	-	-

Rushing attempts1; Georgia State, 9/16/17

Rushing Yards4; Georgia State, 9/16/17

Long Rush4 yards; Georgia State, 9/16/17



KOA FARMER 7
 Linebacker | 6-1 | 231
 Senior/Junior
 Lake View Terrace, Calif./Notre Dame
 Major: Criminology & Sociology

» 2017
Awards: Named to the watch list for the Polynesian College Football Player of the Year Award.

Season: Started 11 games.
Akron (9/2): Made two stops, both coming in the first half...Combined with Brandon Smith on a second-quarter tackle for loss...Was a part of a defense that logged 14.0 tackles for loss, the most since recording 15.0 vs. Temple in 2015...Part of a defense that logged a season-opening shutout for the first time since 2007 (FIU, 59-0). **Pittsburgh (9/9):** Logged a career-high eight stops to tie with Jason Cabinda and Nick Scott for No. 2 on the team...Added 1.5 tackles for loss, including a solo takedown of Pittsburgh quarterback Ben DiNucci on third-and-goal in the fourth quarter...Combined with Torrence Brown on a first-quarter tackle for loss... Part of a defense that piled up five sacks, its most since logging six last season vs. No. 2 Ohio State. **Georgia State (9/16):** Made one tackle...A part of a unit that posted its second shutout of the season, marking the first time since 2009 a Nittany Lion defense posted two shutouts in a single season. **at Iowa (9/23):** Had two assisted tackles...Combined with Jason Cabinda on a second-quarter tackle for loss. **Indiana (9/30):** Totaled four tackles...Added one quarterback hurry. **at Northwestern (10/7):** Tallied four tackles - all solo...Had a second-quarter solo tackle for loss...Recovered Northwestern's on-side kick attempt with 1:45 to play in the fourth quarter. **Michigan (10/21):** Ranked second on the team with seven tackles...Part of a defense that held the Wolverines scoreless over the final 40:03 of the game. **at Ohio State (10/28):** Totaled seven tackles, including a career-high 2.0 tackles for loss, both solo stops behind the line...Recovered a first-quarter fumble and returned it 26 yards to set up Penn State second touchdown of the game...Returned two kickoffs for 70 yards, including a career-long 59-yarder in the second quarter. **at Michigan State (11/4):** Posted a career-high-tying eight tackles...Had one pass breakup and one quarterback hurry. **Rutgers (11/11):** Made one tackle...Added one pass breakup...Part of a defense that allowed just 43 passing yards, the fewest in a game since giving up 32 vs. Army (2015)... The 43 passing yards are the fewest allowed by Penn State in Big Ten play... Held Rutgers to just seven pass completions, the second-fewest allowed by the Nittany Lions in a Big Ten game. **Nebraska (11/18):** Had one tackle... Returned two kickoffs for 22 yards, including a long of 12 yards.

» **FESSLER'S CAREER PASSING STATISTICS & GAME HIGHS**

	C-A	Yds.	%	TD-INT	YPG	LG
2015	-	-	-	-	-	-
2016	-	-	-	-	-	-
2017	1-2	8	50.0	-	8.0	8
CAREER	1-2	8	50.0	-	8.0	8

Pass Completions 1; Georgia State, 9/16/17
Pass Attempts 2; Georgia State, 9/16/17
Passing Yards 8; Georgia State, 9/16/17
Long Pass 8 yards; Georgia State, 9/16/17

» 2017 **GAME-BY-GAME**

Tackles (Solo-Assisted-Total)
 AKRON 0-2-2; PITTSBURGH 4-4-8; GEORGIA STATE 1-0-1; at Iowa 0-2-2; INDIANA 0-4-4; at Northwestern 4-0-4; MICHIGAN 1-6-7; at Ohio State 3-4-7; at Michigan State 4-4-8; RUTGERS 0-1-1; NEBRASKA 1-0-1.

» **FARMER'S CAREER STATISTICS & GAME HIGHS**

	UA-A	TK	FF	FR	I	PBU	SACK	TFL
2015	-	-	-	-	-	-	-	-
2016	14-15	29	1	-	-	1	3.0-13	4.5-16
2017	18-26	45	-	1	-	1	1.0-4	3.5-15
CAREER	32-42	74	1	1	-	2	4.0-17	10.0-31

Tackles 8; Twice: Last at Michigan State, 11/4/17
Sacks 1.0; Four Times: Last Pittsburgh, 9/9/17
Tackles for Loss 1.5; Twice: Last Pittsburgh, 9/9/17
Forced Fumbles 1; Maryland, 10/8/16
Fumble Recoveries 1; at Ohio State, 10/28/17
Pass Breakups 1; Twice: Last at Michigan State, 11/4/17

NOTE: Has 22 career kickoff returns for 497 yards (22.6 ypr).



BILLY FESSLER 16
 Quarterback | 5-11 | 190
 Senior/Junior
 Erie, Pa./Erie Cathedral Prep
 Major: Finance

» 2017
Season: Appeared in 11 games...Has held on all placements during the season.

Georgia State (9/16): Completed his first career pass on his first collegiate throw to Jonathan Holland, for Holland's first career reception... Finished 1-of-2 passing for eight yards.

» 2017 **GAME-BY-GAME**

Passing (Comp.-Att.-Yds.-TD-INT)
 AKRON 0-0-0-0-0; PITTSBURGH 0-0-0-0-0; GEORGIA STATE 1-2-8-0-0; at Iowa 0-0-0-0-0; INDIANA 0-0-0-0-0; at Northwestern 0-0-0-0-0; MICHIGAN 0-0-0-0-0; at Ohio State 0-0-0-0-0; at Michigan State 0-0-0-0-0; RUTGERS 0-0-0-0-0; NEBRASKA 0-0-0-0-0.

» **FESSLER'S CAREER PASSING STATISTICS & GAME HIGHS**

	C-A	Yds.	%	TD-INT	YPG	LG
2015	-	-	-	-	-	-
2016	-	-	-	-	-	-
2017	1-2	8	50.0	-	8.0	8
CAREER	1-2	8	50.0	-	8.0	8

Pass Completions 1; Georgia State, 9/16/17
Pass Attempts 2; Georgia State, 9/16/17
Passing Yards 8; Georgia State, 9/16/17
Long Pass 8 yards; Georgia State, 9/16/17



WILL FRIES 71
 Offensive Line | 6-6 | 305
 Sophomore/Freshman
 Cranford, N.J./Cranford
 Major: Division of Undergraduate Studies

» 2017
Awards: Earned a spot on the *Pro Football Focus* Big Ten Team of the Week following his performance vs. Nebraska.

Season: Appeared in 11 games with seven starts...Made collegiate debut vs. Akron (9/2) on special teams...Made his first career start vs. Georgia State (9/16)...One of 24 student-athletes to make their collegiate debut in 2017...One of 17 freshmen (14 redshirt, 3 true) to appear in 2017...Joins Ryan Buchholz, Shareef Miller and Miles Sanders as first-time starters in 2017.

Akron (9/2): Made collegiate debut...Appeared on both special teams and offense. **Pittsburgh (9/9):** Appeared on special teams. **Georgia State (9/16):** Made his first career start at left guard...Guided the offense to 526 yards of total offense, including Trace McSorley's sixth-career 300-yard passing game (309 yards) and his school-record fourth game with four-or-more touchdown passes...Helped Penn State score eight offensive touchdowns, coming from eight different Penn States...Saw Penn State eclipse the 30-point mark for the 10th-straight game, just the fifth streak of 10-or-more games in Big Ten history. **at Iowa (9/23):** Helped Penn State to a season-high 579 yards of total offense on a school-record 99 offensive plays...Paved the way for Saquon Barkley's career-high 211 rushing yards and 94 receiving yards, which helped Barkley to a school-record 358 all-purpose yards...Blocked for Trace McSorley's 284-yard passing effort. **Indiana (9/30):** Helped protect Trace McSorley for his seventh career 300-yard passing game...Allowed the passing game time to find DaeSean Hamilton on nine occasions, which led to Hamilton breaking Penn State's career receptions record. **Michigan (10/21):** Helped Penn State pile up 506 yards of total offense, the most allowed by Michigan since 2015 vs. Indiana (527 yards)...The 303 yards gained in the first half by Penn State are the most allowed by a Jim Harbaugh-coached Michigan team in any half...Instrumental in the Nittany Lions five rushing touchdowns and one receiving score...Cleared the way for Saquon Barkley's 108 yards rushing and two touchdowns...Protected Trace McSorley on a 282-yard passing night and one scoring strike...McSorley also ran for 76 yards and three scores, the most by a Penn State quarterback since at least 1967. **at Ohio State (10/28):** Part of an offensive line that helped produce 283 yards...Protected Trace McSorley, who threw for 192 yards and two


touchdowns, and rushed for 49 yards and a score...Helped the offense score 38 points, the most allowed by Ohio State since giving up 41 tallies to Michigan in 2013. **at Michigan State (11/4):** Helped the offense post 466 yards of total offense, including 401 yards passing...Protected Trace McSorley to the tune of 381 yards passing and three touchdowns... Blocked for Saquon Barkley's game-high 63 rushing yards...Helped Penn State sustain a 12-play, 95-yard scoring drive - its longest in terms of yards and tied for the longest in terms of plays in 2017. **Rutgers (11/11):** Protected Trace McSorley to the tune of 16-of-21 passing for 214 yards and two touchdowns...Blocked for a pair of Saquon Barkley rushing scores and one McSorley touchdown scamper. **Nebraska (11/18):** Helped Penn State score 20 points for the 21st-consecutive game, breaking the previous school-record of 20 games from 1993-95...Helped the offense pile up 609 yards of total offense, its most since 1995 vs. Rutgers (661) and the third-most in a Big Ten game...Paved the way for 32 first downs, the fourth-most in Penn State history and most since gaining 35 first downs vs. Minnesota in 2005...Protected Trace McSorley in his ninth-career 300-yard passing game, throwing for 325 yards and three touchdowns...Opened lanes for Saquon Barkley's 158-yard, three-touchdown contest.



ALEX GELLERSTEDT 51
 Offensive Line | 6-6 | 303
 Sophomore/Freshman
 Dublin, Ohio/Dublin Coffman
 Major: Division of Undergraduate Studies

» 2017
Season: Appeared in five games...Made collegiate debut vs. Akron (9/2) on special teams...One of 24 student-athletes to make their collegiate debut in 2017...One of 17 freshmen (14 redshirt, 3 true) to appear in 2017.

Akron (9/2): Made collegiate debut...Appeared on both special teams and offense. **Pittsburgh (9/9):** Appeared on special teams. **Georgia State (9/16):** Appeared on special teams and offense. **at Iowa (9/23):** Saw time on special teams. **Nebraska (11/18):** Saw time on special teams.



MIKE GESICKI 88
 Tight End/H-Back | 6-6 | 257
 Senior/Senior
 Manahawkin, N.J./Southern Regional
 Major: Advertising & Public Relations

» **CAREER NOTES & RECORDS**

Career: Set the Penn State career receptions record for tight ends with his final catch vs. Pittsburgh, eclipsing Andrew Quarless' 87 grabs from 2006-09...Surpassed Ted Kwalick's 1,343 yards from 1966-68 for the most receiving yards by a tight end vs. Nebraska and has 1,384 yards in his career...Is No. 10 on the career receptions charts with 118 grabs, trailing O.J. McDuffie (125; 1988-92) for No. 9...Sits No. 18 on Penn State's career receiving yards chart with 1,384 yards...Became the 29th Penn State pass catcher to eclipse 1,000 receiving yards vs. Pittsburgh (9/9/17)...Owns 13 career touchdown receptions, moving past Jesse James (11; 2012-14) for the school record for a tight end...Joins teammates Saquon Barkley and DaeSean Hamilton as the second RB/WR/TE trio to eclipse 1,000 career receiving yards in Big Ten history (Purdue, 1982-85: WR Steve Griffin, 2,234 yards; RB Rodney Carter, 1,814 yards; TE Marty Scott, 1,247 yards).

Season: Owns the Penn State single season record for touchdown catches for a tight end with seven in 2017...Owns the single-season record for receptions by a tight end with 48 in 2016, passing Andrew Quarless (41; 2009), and yardage by a tight end at 679 in 2016, besting Mickey Shuler's single-season record of 600 receiving yards (1977).

» 2017
Awards: Selected as one of three finalists for the Mackey Award...Earned Midseason All-America honors from *Sports Illustrated*... Earned *Pro Football Focus* Big Ten Team of the Week honors on Sept. 12 after catching two touchdown passes vs. Pittsburgh...Selected to the *Pro Football Focus* Big Ten Team of the Week following his two-touchdown effort vs. Nebraska... Named to the Mackey Award preseason watch list...Selected a preseason first-team All-America by the *Associated Press*, *Sporting News*, *USA Today* and *Street & Smith*...Earned second-team All-America from *Sports Illustrated*, *Athlon Sports* and *Lindy's*.

Season: Made 11 starts...Caught a touchdown pass in five-straight games from Nov. 26, 2016-Sept. 9, 2017, including multiple touchdown grabs in the first two games of 2017...Has at least one reception in 25-straight games...Of his 46 catches this season, 26 of them have gone for a first down or a touchdown.

Rankings: Ranks tied No. 39 nationally and No. 6 in the Big Ten in receiving touchdowns (7)...Is tied for No 95 nationally and No. 7 in the Big Ten in receptions per game (4.2).

Akron (9/2): Had career highs with six catches and two touchdown grabs...Totaled 58 yards...Made scoring grabs of 13 and 35 yards. **Pittsburgh (9/9):** Had two touchdown grabs and tied for team high with four catches...Totaled 39 yards receiving...Made his first career tackle on an interception that ended the first half. **Georgia State (9/16):** Caught two passes for 26 yards, including a 20-yard catch-and-run to get Penn State out of the shadow of its own goal line after GSU downed a punt at the PSU 1-yard line. **at Iowa (9/23):** Had five receptions for 25 yards... Two of his receptions went for first downs and another came on Penn State's game-winning touchdown drive. **Indiana (9/30):** Made three catches for 19 yards. **at Northwestern (10/7):** Made two catches for 9 yards. **Michigan (10/21):** Caught two passes for 53 yards...Both catches went for first downs...Had a 42-yard leaping grab at the Michigan 15-yard line to set up Saquon Barkley's 15-yard touchdown run in the first quarter...Went up and caught a 17-yard pass to make it first-and-goal on the UM 3-yard line, which set up Trace McSorley's touchdown run on the next play just before halftime. **at Ohio State:** Caught six passes for 57 yards...Four of his six receptions went for first downs. **at Michigan State (11/4):** Led the team with a career-high eight catches, totaling a career-high 89 yards...Three of his eight catches went for first downs. **Rutgers (11/11):** Hauled in one touchdown grab...Made four catches for 45 yards in the game. **Nebraska (11/18):** Caught four passes for 47 yards and two touchdowns...All four passes went for either a first down or touchdown... Caught touchdown passes of 9 and 17 yards in the game.

» 2017 GAME-BY-GAME

Receiving (Receptions-Yards-TD)

AKRON 6-58-2; PITTSBURGH 4-39-2; GEORGIA STATE 2-26-0; at Iowa 5-25-0; INDIANA 3-19-0; at Northwestern 2-9-0; MICHIGAN 2-52-0; at Ohio State 6-57-0; at Michigan State 8-89-0; RUTGERS 4-45-1; NEBRASKA 4-47-2.

» GESICKT'S CAREER OFFENSIVE STATISTICS & GAME HIGHS

	Att.-Yds.	Avg.	TD	LG	Rec.-Yds.	Avg.	TD	LG
2014	-	-	-	-	11-114	10.4	-	30
2015	-	-	-	-	13-125	9.6	1	33
2016	-	-	-	-	48-679	14.1	5	53
2017	-	-	-	-	46-466	10.1	7	35
CAREER	-	-	-	-	118-1,384	11.7	13	53

Receptions 8; at Michigan State, 11/4/17
Receiving Yards 88; Twice: Last at Michigan State, 11/4/17
Touchdowns 2; Three Times: Last Nebraska, 11/18/17
Longest Reception 53 yards; Minnesota, 10/1/16

NOTE: Has one career tackle (Pittsburgh, 2017).



BLAKE GILLIKIN 93

Punter | 6-2 | 196
 Sophomore/Sophomore
 Smyrna, Ga./The Westminster Schools
 Major: Kinesiology (Schreyer Honors College)

» CAREER NOTES & RECORDS

NCAA: Sits No. 19 among active punters in punting average (42.9).

Career: Ranks No. 3 on Penn State's career punting average charts (42.9 ypp)...Has 24 career punts downed inside the opponent's 10-yard line (seven in 2016, 17 in 2017).

Season: Broke the Penn State freshman season punting average record with 42.8 yards per punt, surpassing the record set by Jeremy Kapinos in 2003 (41.9)...Ranks No. 7 on Penn State's single-season punting average chart with a 42.8 average in 2016.

Game: Set the Penn State freshman record for punting average in a game with five kicks for an average of 50.8 yards in the Rose Bowl against USC (11/2/17).

» 2017

Awards: Earned CoSIDA Academic All-District...Named to the Ray Guy Award preseason watch list.

Season: Started 11 games at punter.

Rankings: Sits No. 34 in the FBS and No. 3 in the BIG in punting average (42.9).

Akron (9/2): Punted twice in the fourth quarter for an average of 50.0 yards per punt. **Pittsburgh (9/9):** Hit six punts for an average of 43.2 yards...Pinned Pittsburgh inside its own 20-yard line on four occasions, a career high...A career-high three of his punts finished inside the Panthers' 10-yard line...Had two punts fair caught. **Georgia State (9/16):** Booted three punts, two of which were downed inside the GSU 20-yard line... Averaged 45.3 yards per punt...Placed one punt at the Panthers' 10-yard line...Had a long punt of 52 yards...Named Co-Special Teams Player of the Week by the coaching staff, along with Tyler Davis. **at Iowa (9/23):** Hit four punts for an average of 39.8 yards...Placed a career-high-tying three punts inside the Iowa 10-yard line...Garnered the coaching staff's Special Teams Player of the Week award. **Indiana (9/30):** Hit six punts for an average of 46.5 yards per punt...Placed four punts inside the Indiana 20-yard line, including two inside the IU 10-yard line...Hit a pair of 50-plus yard punts in the game. **at Northwestern (10/7):** Averaged 43.0 yards per punt on five boots...Had a long punt of 50 yards...Placed a career-high-tying three punts inside the NU 10-yard line...Had one touchdown and two punts fair caught...Named the coaching staff's Special Team's Player of the Week. **Michigan (10/21):** Hit two punts for an average of 49.5 yards...Had a long punt of 56 yards... Named Co-Special Teams Player of the Week by the coaching staff, along with Tyler Davis. **at Ohio State (10/28):** Averaged 42.6 yards per punt on five punts...Hit a 57-yarder in the fourth quarter...Had one punt downed inside the Ohio State 20-yard line. **at Michigan State (11/4):** Hit four punts for a 39.0 average...Had two punts land inside the MSU 20-yard line, including one inside the 10... Had a long punt of 52 yards. **Rutgers (11/11):** Averaged 40.6 yards on six punts...Had three of his punts downed inside the Rutgers 10-yard line. **Nebraska (11/18):** Hit four punts for a 39.5-yard average...Placed two punts inside the Nebraska 10-yard line.

» GILLIKIN'S CAREER PUNTING STATISTICS & GAME HIGHS

	Punts	Yards	Avg.	I-20	FC	50+	LG	BLK
2016	61	2,611	42.8	22	18	13	69	0
2017	46	1,977	42.9	24	16	12	57	1
CAREER	102	4,375	42.9	46	34	25	69	1

Punt Attempts 7; Ohio State, 10/22/16
Punt Yards 282; Kent State, 9/3/16
Punt Average 50.8; vs. USC, 1/2/17
Longest Punt 69; at Pittsburgh, 9/10/16
Punts Inside the 20 4; Twice: Last Indiana, 9/30/17
Punts Inside the 10 3; Three Times: Last Rutgers, 11/11/17



KEVIN GIVENS 30

Defensive Tackle | 6-1 | 281
 Junior/Sophomore
 Altoona, Pa./Altoona Area
 Major: Criminology

» 2017

Season: Appeared in 11 games with two starts...Made his first start of the season at defensive end at Michigan State...Has seen time at both defensive end and defensive tackle.

Akron (9/2): Made one tackle. **Pittsburgh (9/9):** Combined with Shaka Toney on a tackle for loss in the fourth quarter for his lone stop of the game. **Georgia State (9/16):** Made one tackle...Recovered his third career fumble in the third quarter...Helped Penn State force five turnovers (three interceptions, two fumble recoveries), the first time since forcing five turnovers last season at Indiana (five fumble recoveries). **Indiana (9/30):** Made one solo stop. **at Northwestern (10/7):** Broke up a career-high two passes, batting a pair of Clayton Thorson attempts at the line of scrimmage. **Michigan (10/21):** Made a career-high four tackles...Sacked John O'Korn on fourth-and-11 to force a Michigan turnover on downs... Part of an defensive line that earned the coaching staff's Defensive Player of the Week. **at Michigan State (11/4):** Started at defensive end...Logged a career-high-tying four tackles. **Rutgers (11/11):** Made two tackles in his second start at defensive end. **Nebraska (11/18):** Totaled two stops...Had a solo takedown of quarterback Tanner Lee in the third quarter.

» 2017 GAME-BY-GAME

Tackles (Solo-Assisted-Total)

AKRON 0-1-1; PITTSBURGH 0-1-1; GEORGIA STATE 1-0-1; at Iowa 0-0-0; INDIANA 1-0-1; at Northwestern 0-0-0; MICHIGAN 1-3-4; at Ohio State 0-0-0; at Michigan State 1-3-4; RUTGERS 1-1-2; NEBRASKA 1-1-2.

» GIVENS' CAREER STATISTICS & GAME HIGHS

	UA-A	TK	FF	FR	I	PBU	SACK	TFL
2016	12-14	26	-	2	-	1	4.5-28	7.0-33
2017	6-10	16	-	1	-	2	2.0-14	2.5-15
CAREER	18-24	42	-	3	-	3	6.5-42	8.5-48

Tackles 4; Twice: Last at Michigan State, 11/4/17
Sacks 1.0; Five Times: Last Nebraska, 11/18/17
Tackles for Loss 1.0; Seven Times: Last Nebraska, 11/18/17
Fumble Recoveries 1; Three Times: Last Georgia State, 9/16/17
Pass Breakup 2; at Northwestern, 10/7/17



STEVEN GONZALEZ 74

Offensive Line | 6-4 | 339
 Junior/Sophomore
 Union City, N.J./Union City
 Major: History


» 2017

Awards: Earned a spot on the *Pro Football Focus* Big Ten Team of the Week on Sept. 26 following his efforts vs. Iowa...Earned *Pro Football Focus* Big Ten Team of the Week following his effort vs. Indiana (9/30).

Season: Started 11 games.

Akron (9/2): Helped pave the way for 569 total yards...Cleared the way for Saquon Barkley's 174 rushing yards for his 11th career 100-yard rushing game...Protected Trace McSorley to the tune of 280 passing yards and two scoring throws...Didn't allow a sack or quarterback hurry...Part of the offensive line unit that was named the coaching staff's Offensive Player of the Week. **Pittsburgh (9/9):** Part of an offensive line that allowed just one sack...Blocked for 148 total rushing yards - including 88 from Saquon Barkley - and protected Trace McSorley to the tune of three touchdowns and 164 yards passing. **Georgia State (9/16):** Guided the offense to 526 yards of total offense, including Trace McSorley's sixth-career 300-yard passing game (309 yards) and his school-record fourth game with four-or-more touchdown passes...Helped Penn State score eight offensive touchdowns, coming from eight different Penn Staters... Saw Penn State eclipse the 30-point mark for the 10th-straight game, just the fifth streak of 10-or-more games in Big Ten history. **at Iowa (9/23):** Helped Penn State to a season-high 579 yards of total offense on a school-record 99 offensive plays...Paved the way for Saquon Barkley's career-high 211 rushing yards and 94 receiving yards, which helped Barkley to a school-record 358 all-purpose yards...Blocked for Trace McSorley's 284-yard passing effort. **Indiana (9/30):** Helped protect Trace McSorley for his seventh career 300-yard passing game...Allowed the passing game time to find DaeSean Hamilton on nine occasions, which led to Hamilton breaking Penn State's career receptions record. **at Northwestern (10/7):** Protected quarterback Trace McSorley to the tune of 245 yards passing and cleared the way for Saquon Barkley's two touchdowns and game-high 75 rushing yards...Aided the team in piling up 381 yards of total offense to earn bowl eligibility. **Michigan (10/21):** Helped Penn State pile up 506 yards of total offense, the most allowed by Michigan since 2015 vs. Indiana (527 yards)...The 303 yards gained in the first half by Penn State are the most allowed by a Jim Harbaugh-coached Michigan team in any half...Instrumental in the Nittany Lions five rushing touchdowns and one receiving score...Cleared the way for Saquon Barkley's 108 yards rushing and two touchdowns...Protected Trace McSorley on a 282-yard passing night and one scoring strike... McSorley also ran for 76 yards and three scores, the most by a Penn State quarterback since at least 1967. **at Ohio State (10/28):** Part of an offensive line that helped produce 283 yards...Protected Trace McSorley, who threw for 192 yards and two touchdowns, and rushed for 49 yards and a score...Helped the offense score 38 points, the most allowed by Ohio State since giving up 41 tallies to Michigan in 2013. **at Michigan State (11/4):** Helped the offense post 466 yards of total offense, including 401 yards passing...Protected Trace McSorley to the tune of 381 yards passing and three touchdowns...Blocked for Saquon Barkley's game-high 63 rushing yards...Helped Penn State sustain a 12-play, 95-yard scoring drive - its longest in terms of yards and tied for the longest in terms of plays in

2017. Rutgers (11/11): Protected Trace McSorley to the tune of 16-of-21 passing for 214 yards and two touchdowns...Blocked for a pair of Saquon Barkley rushing scores and one McSorley touchdown scamper. **Nebraska (11/18):** Helped Penn State score 20 points for the 21st-consecutive game, breaking the previous school-record of 20 games from 1993-95... Helped the offense pile up 609 yards of total offense, its most since 1995 vs. Rutgers (661) and the third-most in a Big Ten game...Paved the way for 32 first downs, the fourth-most in Penn State history and most since gaining 35 first downs vs. Minnesota in 2005...Protected Trace McSorley in his ninth-career 300-yard passing game, throwing for 325 yards and three touchdowns...Opened lanes for Saquon Barkley's 158-yard, three-touchdown contest.



YETUR GROSS-MATOS 99
 Defensive End | 6-5 | 242
 Freshman/Freshman
 Spotsylvania, Va./Chancellor
 Major: Division of Undergraduate Studies

» 2017
Season: Appeared in 11 games...Made collegiate debut vs. Akron (9/2)... One of 24 student-athletes to make their collegiate debut in 2017...One of 17 freshmen (14 redshirt, 3 true) to appear in 2017.

Akron (9/2): Made collegiate debut...Logged two stops...Added one quarterback hurry in the fourth quarter...One of 10 Penn Staters to register their first career tackles in the game. **Pittsburgh (9/9):** Had a solo stop in the fourth quarter. **Georgia State (9/16):** Made back-to-back big plays early in the fourth quarter...Combined with Antonio Shelton on a tackle for loss, before recovering a fumble that was forced by Daniel Joseph on third down...It was his first career fumble recovery and capped a five-turnover game for the Penn State defense...Helped Penn State force five turnovers (three interceptions, two fumble recoveries), the first time since forcing five turnovers last season at Indiana (five fumble recoveries). **Indiana (9/30):** Notched a career-high three tackles. **at Northwestern (10/7):** Had one quarterback hurry. **Michigan (10/21):** Made two tackles...Part of an defensive line that earned the coaching staff's Defensive Player of the Week. **at Michigan State (11/4):** Tied a career high with three tackles...Logged his first career sack, a combined takedown of Brian Lewerke with Tyrell Chavis in the second quarter. **Rutgers (11/11):** Made three tackles, equaling his career high. **Nebraska (11/18):** Had one tackle.


» 2017 GAME-BY-GAME

Tackles (Solo-Assisted-Total)
 AKRON 1-1-2; PITTSBURGH 1-0-1; GEORGIA STATE 0-1-1; at Iowa 0-0-0; INDIANA 1-2-3; at Northwestern 0-0-0; MICHIGAN 0-2-2; at Ohio State 0-0-0; at Michigan State 1-2-3; RUTGERS 0-3-3; NEBRASKA 0-1-1.

» GROSS-MATOS' CAREER STATISTICS & GAME HIGHS

	UA-A	TK	FR	FF	I	PBU	SACK	TFL
2017	4-12	16	1	-	-	-	0.5-5	1.0-6
CAREER	4-12	16	1	-	-	-	0.5-5	1.0-6

Tackles3; Three Times: Last Rutgers, 11/11/17
Sacks0.5; at Michigan State, 11/4/17
Tackles for Loss0.5; Twice: Last at Michigan State, 11/4/17
Fumble Recoveries1; Georgia State, 9/16/17



GRANT HALEY 15
 Cornerback | 5-9 | 185
 Senior/Senior
 Atlanta, Ga./The Lovett School
 Major: Advertising & Public Relations

» CAREER NOTES & RECORDS

Career: Became the first player in school history to return a blocked field goal for a touchdown vs. Ohio State (10/22/16), taking it back 60 yards following a Marcus Allen block.

Season: Broke the Penn State season record with 32 kickoff returns in 2014 (Chaz Powell, 27; 2011), a mark since topped by Miles Sanders (33; 2016)...His 659 kickoff return yards in 2014 rank third on the school season list behind Powell (733 yards; 2011) and Sanders (688; 2016).

» 2017

Awards: Named a semifinalist for the Jim Thorpe Award, along with teammate Marcus Allen...Earned Midseason All-America honors from *The All-American* and *USA Today*...Named to the *Pro Football Focus* Big Ten Team of the Week on Sept. 12 after grabbing his first interception of the season vs. Pittsburgh...Earned *Pro Football Focus* Big Ten Team of the Week following his effort vs. Indiana (9/30)...Garnered a spot on the *Pro Football Focus* Big Ten Team of the Week on Oct. 10 after a three-tackle, three-pass breakup effort at Northwestern.

Season: Started 11 games...Selected team captain prior to the season...Recovered his first career fumble at Iowa (9/23).

Akron (9/2): Made one tackle...One of eight players to be a part of three-straight seasons with a shutout (Illinois, 2015; at Rutgers, 2016; Akron, 2017), marking the longest such streak since a three-year span from 1989-91...Part of a defense that logged a season-opening shutout for the first time since 2007 (FLU, 59-0). **Pittsburgh (9/9):** Made plays all over the field, with four tackles and one tackle for loss - a first-quarter sack of Panther quarterback Max Browne for his first career quarterback takedown...Added one pass breakup...Intercepted his fourth career pass in the first quarter and returned it a career-long 42 yards to set up Penn State's opening touchdown...Part of a defense that piled up five sacks, its most since logging six last season vs. No. 2 Ohio State...Selected as the coaching staff's Co-Defensive Player of the Week with Marcus Allen. **Georgia State (9/16):** Logged two stops...Corralled his second interception of the season in the second quarter...A part of a unit that posted its second shutout of the season, marking the first time since 2009 a Nittany Lion defense posted two shutouts in a single season...Helped Penn State force five turnovers (three interceptions, two fumble recoveries), the first time since forcing five turnovers last season at Indiana (five fumble recoveries)...Part of a secondary that nabbed three interceptions in a game for the first time since doing so at Maryland in 2015. **at Iowa (9/23):** Had one tackle and recovered his first career fumble...Covered up Marcus Allen's forced fumble in the third quarter, which led to a Saquon Barkley 8-yard touchdown run...Had an interception overturned by replay in the second half. **Indiana (9/30):** Totaled four tackles...Added one pass breakup and one quarterback hurry. **at Northwestern (10/7):** Made three tackles...Had a solo tackle for loss, dropping Justin Jackson for a loss of 7 yards in the third quarter...Broke up a career-high three passes...Selected as the coaching staff's Co-Defensive Player of the Week with Christian Campbell. **Michigan (10/21):** Made four tackles...Had one pass breakup...Part of a defense that held the Wolverines scoreless over the final 40:03 of the game. **at Ohio State (10/28):** Logged five tackles...Added a third-quarter pass breakup in the end zone. **at Michigan State (11/4):** Made five tackles. **Rutgers (11/11):** Made one tackle...Added two pass breakups...Part of a defense that allowed just 43 passing yards, the fewest in a game since giving up 32 vs. Army (2015)...The 43 passing yards are the fewest allowed by Penn State in Big Ten play...Held Rutgers to just seven pass completions, the second-fewest allowed by the Nittany Lions in a Big Ten game. **Nebraska (11/18):** Logged three tackles...Added one quarterback hurry.

» 2017 GAME-BY-GAME


Tackles (Solo-Assisted-Total)
 AKRON 1-0-1; PITTSBURGH 3-1-4; GEORGIA STATE 1-1-2; at Iowa 1-0-1; INDIANA 2-2-4; at Northwestern 2-1-3; MICHIGAN 3-1-4; at Ohio State 4-1-5; at Michigan State 3-2-5; RUTGERS 0-1-1; NEBRASKA 1-2-3.

» HALEY'S CAREER STATISTICS & GAME HIGHS

	UA-A	TK	FR	FF	I	PBU	SACK	TFL
2014	12-6	18	-	-	1	2	-	-
2015	27-15	42	1	-	2	7	-	2.0-10
2016	23-16	39	-	-	-	4	-	1.5-4
2017	21-12	33	-	1	2	9	1.0-9	2.0-16
CAREER	83-49	132	1	1	5	22	1.0-9	5.5-30

Tackles7; Three Times: Last vs. USC, 1/2/17
Tackles for Loss1.0; Four Times: Last at Northwestern, 10/7/17
Sacks1.0; Pittsburgh, 9/9/17
Forced Fumbles1; at Northwestern, 11/7/15
Fumble Recoveries1; at Iowa, 9/23/17
Interceptions1; Five Times: Last Georgia State, 9/16/17
Long Interception Return42 yards; Pittsburgh, 9/9/17
Pass Breakups3; at Northwestern, 10/7/17

NOTE: Has two career touchdowns - returned a blocked kick 60 yards for a touchdown vs. Ohio State in 2016 and returned an interception 30 yards for a score against Temple in 2014.



DAESEAN HAMILTON 5
 Wide Receiver | 6-1 | 204
 Graduate/Senior
 Fredericksburg, Va./Mountain View
 Major: Telecommunications (2nd degree)

» CAREER NOTES & RECORDS

NCAA: Ranks No. 10 among active FBS pass catchers with 204 career receptions, which leads active BTG receivers...Sits No. 10 in receiving yards (2,673) among active FBS pass catchers, which is tops among Big Ten pass catchers...Is No. 23 in receiving yards per game (52.4) among active FBS receivers...Ranks No. 27 in receptions per game (4.00) among active FBS pass catchers.

Career: Is Penn State's all-time leader in receptions (204), passing Deon Butler's former mark of 179 against Indiana (9/30/17)...Caught at least one pass in 34-straight games to begin his career, a streak that was snapped vs. Iowa (11/5/16)...Has at least one catch in 49-of-51 career games...Ranks No. 3 on Penn State's all-time receiving yardage list (2,673)...Is the ninth player in Penn State history to eclipse the 2,000-yard receiving mark...Has 19 career games with five-plus receptions (nine in 2014, five in 2015, two in 2016, three in 2017)...Tied for No. 4 all-time at Penn State with eight 100-yard receiving games (four in 2014, one in 2016, three in 2017)...Ranks tied for No. 7 on Penn State's career receiving touchdowns charts with 16 scoring grabs...One of just 14 Nittany Lions with 100-plus career receptions, joining former teammate Chris Godwin (154; 2014-16) and current assistant coach Terry Smith (108; 1989-91)...Hamilton and Godwin were just the second set of teammates with 100-plus career receptions, joining Derrick Williams, Jordan Norwood and Deon Butler (2005-08)...Joins teammates Saquon Barkley and Mike Gesicki as the second RB/WR/TE trio to eclipse 1,000 career receiving yards in Big Ten history (Purdue, 1982-85: WR Steve Griffin, 2,234 yards; RB Rodney Carter, 1,814 yards; TE Marty Scott, 1,247 yards).

Season: His 82 catches in 2014 rank second on Penn State's single-season charts, trailing only Allen Robinson (97 in 2013)...Broke the Penn State freshman season records for receptions and receiving yards in 2014...In just the sixth game of the season, broke the Penn State freshman record for receptions in a season with his second of seven catches at Michigan, passing Deon Butler's mark of 37 from the 2005 season...Set the program freshman record for receiving yards in a season against Maryland, passing Butler's mark of 691 yards in 2005...One of just six Penn State freshmen to record a 100-yard receiving game and his four 100-yard efforts are the most by a Penn State freshman, surpassing Butler's two from 2005.

Game: Broke the Penn State freshman records for receptions (14) and receiving yards (165) in a game in 2014...Broke the Penn State game reception record with 14 catches against No. 13 Ohio State.

» 2017

Awards: Earned a spot on the *Pro Football Focus* Big Ten Team of the Week on Oct. 24 after his showing vs. Michigan...Named Co-Big Ten Player of the Week (Davis III, MSU) on Oct. 2 after his 9-catch, 122-yard, 3-touchdown performance vs. Indiana...Earned *Pro Football Focus* National Team of the Week and Big Ten Team of the Week following his effort vs. Indiana (9/30), earning the highest position grade of any BTG offensive student-athlete that week.

Season: Started 11 games...Selected team captain prior to the season.

Rankings: Ranks tied for No. 39 in the FBS and No. 6 in the Big Ten in receiving touchdowns (7)...Ranks No. 64 in the FBS and No. 5 in the Big Ten in yards per reception (16.0)...Is No. 74 nationally and No. 6 in the Big Ten in receiving yards per game (62.5).

Akron (9/2): Made three catches for 74 yards...Made catches of 19, 26 and 29 yards in the game. **Pittsburgh (9/9):** Made three receptions and tied for the team high with 45 yards. **Georgia State (9/16):** Made three catches for 44 yards and one touchdown...Made a first-down reception on Penn State's first scoring drive...Hauled in a 27-yard touchdown catch from Trace McSorley in the second quarter for his 10th career touchdown grab. **at Iowa (9/23):** Made two catches for 46 yards, with both catches netting 23 yards...Both catches went for first downs. **Indiana (9/30):** Made nine receptions for 122 yards and a career-high three touchdowns...Was the first Penn State wide receiver with three-or-more touchdowns since Allen Robinson (Indiana; 2012)...The three touchdowns marked his first career

multi-touchdown game...Broke Penn State's career receptions record with his eighth catch of the game, passing Bobby Engram (179; 2005-08)...His final touchdown catch came on a pass from running back Saquon Barkley in the fourth quarter...Had one rush on a lateral pass for 2 yards... Garnered the coaching staff's Offensive Player of the Week award. **at Northwestern (10/7):** Caught two passes for 35 yards...Had a 20-yard grab on third-and-11 during Penn State's first scoring drive. **Michigan (10/21):** Caught six passes for 115 yards...Posted his seventh career 100-yard receiving game...Five of his six catches went for a first down. **at Ohio State:** Grabbed a 13-yard touchdown pass for his lone catch of the game. **at Michigan State (11/4):** Caught seven passes for 112 yards and one touchdown...Opened the scoring with a 31-yard touchdown grab late in the first quarter...Teamed with DeAndre Thompkins (102 yards) as the first Penn State duo to log 100 receiving yards in the same game since the 2016 Big Ten Championship Game...Added one tackle. **Rutgers (11/11):** Hauled in three catches for 40 yards...Caught a second-quarter touchdown pass...Made a reception in the third quarter, flipping the ball to Saquon Barkley, who ran it down to the Rutgers 1-yard line...On the second-quarter lateral, Hamilton lost 7 yards on the reception before getting the football to Barkley. **Nebraska (11/18):** Caught four passes for 42 yards...Three of his four catches went for first downs.

» 2017 GAME-BY-GAME

Receiving (Receptions-Yards-TD)

AKRON 3-74-0; PITTSBURGH 3-45-0; GEORGIA STATE 3-44-1; at Iowa 2-46-0; INDIANA 9-122-3; at Northwestern 2-35-0; MICHIGAN 6-115-0; at Ohio State 1-13-1; at Michigan State 7-112-1; RUTGERS 3-40-1; NEBRASKA 4-42-0.

» HAMILTON'S CAREER OFFENSIVE STATISTICS & GAME HIGHS

	Att.-Yds.	Avg.	TD	LG	Rec.-Yds.	Avg.	TD	LG
2014	8-32	4.0	-	11	82-899	11.0	2	51
2015	-	-	-	-	45-580	12.9	6	48
2016	1-(-12)	(-12.0)	-	-	34-506	14.9	1	54
2017	1-2	2.0	-	2	43-688	16.0	7	36
CAREER	10-22	2.2	-	11	204-2,673	13.1	16	54

Receptions 14; Ohio State, 10/25/14
Receiving Yards 165; vs. UCF, 8/30/14
Receiving Touchdowns 3; Indiana, 9/30/17
Longest Reception 54 yards; at Indiana, 11/12/16
Rushing Attempts 3; at Illinois, 11/22/14
Rushing Yards 14; at Illinois, 11/22/14
Longest Rush 11 yards; at Illinois, 11/22/14
All-Purpose Yards 165; vs. UCF, 8/30/14

NOTE: Has three career tackles.



CODY HODGENS 86

Wide Receiver | 5-7 | 173
 Graduate/Senior
 Wesley Chapel, Fla./Robinson
 Major: Educational Leadership (master's)

» 2017

Season: Appeared in one game.

Georgia State (9/16): Appeared in the fourth quarter on offense.



JONATHAN HOLLAND 18

Tight End/H-Back | 6-4 | 240
 Junior/Sophomore
 Brandywine, Md./The Bullis School
 Major: Labor & Employment Relations

» 2017

Season: Appeared in 10 games.

Akron (9/2): Saw time on offense and special teams. **Pittsburgh (9/9):** Appeared on offense and special teams. **Georgia State (9/16):** Made his first career reception, an 8-yard grab from Billy Fessler, for Fessler's first career completion...Also saw time on special teams. **at Iowa (9/23):** Made one catch for 1 yard. **Indiana (9/30):** Saw time on offense and special teams. **at Northwestern (10/7):** Appeared on offense and special teams. **Michigan (10/21):** Saw time on offense and special teams. **at Ohio State (10/28):** Appeared on offense and special teams...

Returned two kickoffs for 9 yards. **at Michigan State (11/4):** Made one catch for 7 yards. **Rutgers (11/11):** Saw time on offense and special teams.

» 2017 GAME-BY-GAME

Receiving (Receptions-Yards-TD)

AKRON 0-0-0; PITTSBURGH 0-0-0; GEORGIA STATE 1-8-0; at Iowa 1-1-0; INDIANA 0-0-0; at Northwestern 0-0-0; MICHIGAN 0-0-0; at Ohio State 0-0-0; at Michigan State 1-7-0; RUTGERS 0-0-0; NEBRASKA DNP.

» HOLLAND'S CAREER OFFENSIVE STATISTICS & GAME HIGHS

	Att.-Yds.	Avg.	TD	LG	Rec.-Yds.	Avg.	TD	LG
2017	-	-	-	-	3-16	5.3	-	8
CAREER	-	-	-	-	3-16	5.3	-	8

Receptions 1; Three Times: Last at Michigan State, 11/4/17
Receiving Yards 8; Georgia State, 9/16/17
Longest Reception 8 yards; Georgia State, 9/16/17

NOTE: Has two career kickoff returns for 9 yards, both coming at Ohio State (2017).



IMMANUEL TYKE 96

Defensive Tackle | 6-2 | 298
 Junior/Sophomore
 Hackettstown, N.J./Parsippany Hills
 Major: Telecommunications

» 2017

Season: Appeared in two games.

Akron (9/2): Made his first career tackle in the fourth quarter...One of 10 Penn Staters to register their first career tackles in the game. **Georgia State (9/16):** Registered his first career tackle for loss in the fourth quarter with a 7-yard tackle behind the line of scrimmage.

» 2017 GAME-BY-GAME


Tackles (Solo-Assisted-Total)

AKRON 0-1-1; PITTSBURGH DNP; GEORGIA STATE 1-0-1; at Iowa DNP; INDIANA DNP; at Northwestern DNP; MICHIGAN DNP; at Ohio State DNP; at Michigan State DNP; RUTGERS DNP; NEBRASKA DNP.

» IYKE'S CAREER STATISTICS & GAME HIGHS

	UA-A	TK	FF	FR	I	PBU	SACK	TFL
2016	-	-	-	-	-	-	-	-
2017	1-1	2	-	-	-	-	-	1.0-7
CAREER	1-1	2	-	-	-	-	-	1.0-7

Tackles 1; Twice: Last Georgia State, 9/16/17
Tackles for Loss 1; Georgia State, 9/16/17



STERLING JENKINS 76

Offensive Line | 6-8 | 336
 Junior/Sophomore
 Pittsburgh, Pa./Baldwin
 Major: English

» 2017

Season: Appeared in one game.

Georgia State (9/16): Appeared on offense in the fourth quarter.



JAN JOHNSON 36

Linebacker | 6-2 | 226
 Junior/Sophomore
 Mohnton, Pa./Governor Mifflin
 Major: Psychology

» 2017

Season: Appeared in five games.

Akron (9/2): Logged two tackles - both solo. **Georgia State (9/16):** Made one stop. **at Northwestern (10/7):** Tied his career high for the third time with two stops. **Rutgers (11/11):** Posted a career-high four tackles. **Nebraska (11/18):** Saw time on defense and special teams... Returned his first career kickoff for 7 yards.

» 2017 GAME-BY-GAME

Tackles (Solo-Assisted-Total)

AKRON 2-0-2; PITTSBURGH DNP; GEORGIA STATE 1-0-1; at Iowa DNP; INDIANA DNP; at Northwestern 1-1-2; MICHIGAN DNP; at Ohio State DNP; at Michigan State DNP; RUTGERS 0-4-4; NEBRASKA 0-0-0.

» JA. JOHNSON'S CAREER STATISTICS & GAME HIGHS

	UA-A	TK	FF	FR	I	PBU	SACK	TFL
2016	1-1	2	-	-	-	-	-	-
2017	4-5	9	-	-	-	-	-	-
CAREER	5-6	11	-	-	-	-	-	-

Tackles 4; Rutgers, 11/11/17

NOTE: Has one career kickoff return for 7 yards (Nebraska, 2017).



JUWAN JOHNSON 84

Wide Receiver | 6-4 | 227
 Junior/Sophomore
 Glassboro, N.J./Glassboro
 Major: Telecommunications

» 2017

Awards: Earned a spot on the *Pro Football Focus* Big Ten Team of the Week following his game-winning touchdown catch at Iowa (9/30)...Named to the *Pro Football Focus* Big Ten Team of the Week following his first career 100-yard receiving game vs. Nebraska.

Season: Started 11 games...Made his first career touchdown catch as time expired at Iowa (9/23) to give Penn State a come-from-behind victory.

Akron (9/2): Made four receptions for a game-high 84 yards...Both totals were career highs and surpassed his career totals coming into the season.

Pittsburgh (9/9): Made one catch for 4 yards. **Georgia State (9/16):**

Caught two passes for 17 yards. **at Iowa (9/23):** Posted a career-high seven receptions...Boasted a then-career-high 92 yards...Made his first career touchdown reception as time expired to give Penn State a walk-off win in regulation for the first time since 1929 vs. Lafayette (*per Lou Prato's Penn State Football Encyclopedia*)...Also appeared on special teams.

Indiana (9/30): Caught four passes for 63 yards. **at Northwestern (10/7):** Totaled 43 yards on a game-high-tying six grabs. **Michigan (10/21):** Had three grabs for 30 yards. **at Ohio State:** Totaled 29 yards on three catches. **at Michigan State (11/4):** Posted two catches for 27 yards. **Rutgers (11/11):** Made a game-high five catches for 78 yards. **Nebraska (11/18):** Caught five passes for a career-high 105 yards, which was his first-career 100-yard game...The 43-yard reception in the first quarter tied his career long catch.

» 2017 GAME-BY-GAME

Receiving (Receptions-Yards-TD)

AKRON 4-84-0; PITTSBURGH 1-4-0; GEORGIA STATE 2-17-0; at Iowa 7-92-1; INDIANA 4-63-0; at Northwestern 6-43-0; MICHIGAN 3-30-0; at Ohio State 3-29-0; at Michigan State 2-27-0; RUTGERS 5-78-0; NEBRASKA 5-105-0.

» JU. JOHNSON'S CAREER OFFENSIVE STATISTICS & GAME HIGHS

	Att.-Yds.	Avg.	TD	LG	Rec.-Yds.	Avg.	TD	LG
2016	-	-	-	-	2-70	35.0	-	43
2017	-	-	-	-	42-572	13.6	1	43
CAREER	-	-	-	-	44-642	14.6	1	43

Receptions 7; at Iowa, 9/23/17

Receiving Yards 105; Nebraska, 11/18/17

Receiving Touchdowns 1; at Iowa, 9/23/17

Longest Reception 43 yards; Twice: Last Nebraska, 11/18/17

Tackles 2; Twice: Last vs. USC, 1/2/17

Blocked Punt 1; at Rutgers, 11/19/16

NOTE: Has nine career special teams tackles. Has two career kickoff returns for 2 yards.



ELLISON JORDAN 42
 Defensive Tackle | 6-0 | 292
 Sophomore/Freshman
 Upper Marlboro, Md./Gilman School
 Major: Division of Undergraduate Studies

» 2017
Season: Appeared in six games...Made collegiate debut vs. Akron (9/2)... One of 24 student-athletes to make their collegiate debut in 2017...One of 17 freshmen (14 redshirt, 3 true) to appear in 2017.

Akron (9/2): Made collegiate debut...Logged first career tackle in the fourth quarter...One of 10 Penn Staters to register their first career tackles in the game. **Georgia State (9/16):** Made three tackles...Added his first career pass breakup in the second quarter. **Indiana (9/30):** Tied a career high with two stops. **Rutgers (11/11):** Had one tackle. **Nebraska (11/18):** Totaled one stop.

» 2017 GAME-BY-GAME

Tackles (Solo-Assisted-Total)

AKRON 0-1-1; PITTSBURGH DNP; GEORGIA STATE 1-2-3; at Iowa DNP; INDIANA 0-2-2; at Northwestern 0-0-0; MICHIGAN DNP; at Ohio State DNP; at Michigan State DNP; RUTGERS 0-1-1; NEBRASKA 0-1-1.

» JORDAN'S CAREER STATISTICS & GAME HIGHS

	UA-A	TK	FF	FR	I	PBU	SACK	TFL
2017	1-7	8	-	-	-	1	-	-
CAREER	1-7	8	-	-	-	1	-	-

Tackles 2; Twice: Last Indiana, 9/30/17
 Pass Breakups 1; Georgia State, 9/16/17



DANIEL JOSEPH 49
 Defensive End | 6-3 | 250
 Sophomore/Freshman
 Brampton, Ontario/Lake Forest Academy (Ill.)
 Major: Division of Undergraduate Study

2017
Season: Appeared in six games...Made collegiate debut vs. Akron (9/2)... One of 24 student-athletes to make their collegiate debut in 2017...One of 17 freshmen (14 redshirt, 3 true) to appear in 2017.

Akron (9/2): Made collegiate debut. **Georgia State (9/16):** Totaled three tackles, including 2.0 tackles for loss and 1.0 sacks...Forced his first career fumble while sacking Panther quarterback Aaron Winchester in the fourth quarter to cap a five-turnover night for the Penn State defense...Collected his first career tackle for loss in the second quarter. **Indiana (9/30):** Tallied four stops in the fourth quarter...Logged a solo tackle for loss on Cole Gest on the Hoosiers' final drive. **at Northwestern (10/7):** Had one tackle.

» 2017 GAME-BY-GAME

Tackles (Solo-Assisted-Total)

AKRON 0-0-0; PITTSBURGH DNP; GEORGIA STATE 2-1-3; at Iowa DNP; INDIANA 1-3-4; at Northwestern 1-0-1; MICHIGAN DNP; at Ohio State DNP; at Michigan State DNP; RUTGERS 0-0-0; NEBRASKA 0-0-0.

» JOSEPH'S CAREER STATISTICS & GAME HIGHS

	UA-A	TK	FF	FR	I	PBU	SACK	TFL
2017	3-4	7	1	-	-	-	1.0-6	3.0-9
CAREER	3-4	7	1	-	-	-	1.0-6	3.0-9


Tackles 4; Last Indiana, 9/30/17
 Tackles for Loss 2.0; Georgia State, 9/16/17
 Sacks 1.0; Georgia State, 9/16/17
 Forced Fumbles 1; Georgia State, 9/16/17



ISAAC LUTZ 85
 Wide Receiver | 5-11 | 181
 Sophomore/Freshman
 Reading, Pa./Berks Catholic
 Major: Division of Undergraduate Studies

» 2017
Season: Appeared in one game...Made his collegiate debut vs. Georgia State (9/16)...One of 24 student-athletes to make their collegiate debut in 2017...One of 17 freshmen (14 redshirt, 3 true) to appear in 2017.

Georgia State (9/16): Made collegiate debut in the fourth quarter on offense.



BRENDAN MAHON 70
 Offensive Line | 6-4 | 312
 Senior^/Senior
 Randolph, N.J./Randolph
 Major: Landscape Contracting


» 2017
Season: Started 10 games.

Awards: Earned *Pro Football Focus* Big Ten Team of the Week honors on Sept. 5 after helping the offense pile up 569 yards of total offense vs. Akron...Selected to the *Pro Football Focus* National Team of the Week and Big Ten Team of the Week following his performance vs. Nebraska.

Akron (9/2): Helped pave the way for 569 total yards...Cleared the way for Saquon Barkley's 174 rushing yards for his 11th career 100-yard rushing game...Protected Trace McSorley to the tune of 280 passing yards and two scoring throws...Didn't allow a sack or quarterback hurry...Part of the offensive line unit that was named the coaching staff's Offensive Player of the Week.

Pittsburgh (9/9): Part of an offensive line that allowed just one sack... Blocked for 148 total rushing yards - including 88 from Saquon Barkley - and protected Trace McSorley to the tune of three touchdowns and 164 yards passing. **at Iowa (9/23):** Helped Penn State to a season-high 579 yards of total offense on a school-record 99 offensive plays...Paved the way for Saquon Barkley's career-high 211 rushing yards and 94 receiving yards, which helped Barkley to a school-record 358 all-purpose yards...Blocked for Trace McSorley's 284-yard passing effort. **Indiana (9/30):** Helped protect Trace McSorley for his seventh career 300-yard passing game...Allowed the passing game time to find DaeSean Hamilton on nine occasions, which led to Hamilton breaking Penn State's career receptions record. **at Northwestern (10/7):** Protected quarterback Trace McSorley to the tune of 245 yards passing and cleared the way for Saquon Barkley's two touchdowns and game-high 75 rushing yards... Aided the team in piling up 381 yards of total offense to earn bowl eligibility.

Michigan (10/21): Helped Penn State pile up 506 yards of total offense, the most allowed by Michigan since 2015 vs. Indiana (527 yards)...The 303 yards gained in the first half by Penn State are the most allowed by a Jim Harbaugh-coached Michigan team in any half...Instrumental in the Nittany Lions five rushing touchdowns and one receiving score...Cleared the way for Saquon Barkley's 108 yards rushing and two touchdowns...Protected Trace McSorley on a 282-yard passing night and one scoring strike...McSorley also ran for 76 yards and three scores, the most by a Penn State quarterback since at least 1967. **at Ohio State (10/28):** Part of an offensive line that helped produce 283 yards...Protected Trace McSorley, who threw for 192 yards and two touchdowns, and rushed for 49 yards and a score...Helped the offense score 38 points, the most allowed by Ohio State since giving up 41 tallies to Michigan in 2013. **at Michigan State (11/4):** Helped the offense post 466 yards of total offense, including 401 yards passing...Protected Trace McSorley to the tune of 381 yards passing and three touchdowns...Blocked for Saquon Barkley's game-high 63 rushing yards...Helped Penn State sustain a 12-play, 95-yard scoring drive - its longest in terms of yards and tied for the longest in terms of plays in 2017. **Rutgers (11/11):** Protected Trace McSorley to the tune of 16-of-21 passing for 214 yards and two touchdowns...Blocked for a pair of Saquon Barkley rushing scores and one McSorley touchdown scamper. **Nebraska (11/18):** Helped Penn State score 20 points for the 21st-consecutive game, breaking the previous school-record of 20 games from 1993-95...Helped the offense pile up 609 yards of total offense, its most since 1995 vs. Rutgers (661) and the third-most in a Big Ten game...Paved the way for 32 first downs, the fourth-most in Penn State history and most since gaining 35 first downs vs. Minnesota in 2005...Protected Trace McSorley in his ninth-career 300-yard passing game, throwing for 325 yards and three touchdowns...Opened lanes for Saquon Barkley's 158-yard, three-touchdown contest.



CONNOR MCGOVERN 66
 Offensive Line | 6-5 | 307
 Sophomore/Sophomore
 Larksville, Pa./Lake-Lehman
 Major: Agribusiness Management

» 2017
Season: Started 11 games at center.

Akron (9/2): Helped pave the way for 569 total yards...Cleared the way for Saquon Barkley's 174 rushing yards for his 11th career 100-yard rushing game...Protected Trace McSorley to the tune of 280 passing yards and two scoring throws...Didn't allow a sack or quarterback hurry...Part of the offensive line unit that was named the coaching staff's Offensive Player of the Week. **Pittsburgh (9/9):** Part of an offensive line that allowed just one sack...Blocked for 148 total rushing yards - including 88 from Saquon Barkley - and protected Trace McSorley to the tune of three touchdowns and 164 yards passing. **Georgia State (9/16):** Guided the offense to 526 yards of total offense, including Trace McSorley's sixth-career 300-yard passing game (309 yards) and his school-record fourth game with four-or-more touchdown passes...Helped Penn State score eight offensive touchdowns, coming from eight different Penn Staters...Saw Penn State eclipse the 30-point mark for the 10th-straight game, just the fifth streak of 10-or-more games in Big Ten history. **at Iowa (9/23):** Helped Penn State to a season-high 579 yards of total offense on a school-record 99 offensive plays...Paved the way for Saquon Barkley's career-high 211 rushing yards and 94 receiving yards, which helped Barkley to a school-record 358 all-purpose yards...Blocked for Trace McSorley's 284-yard passing effort. **Indiana (9/30):** Helped protect Trace McSorley for his seventh career 300-yard passing game...Allowed the passing game time to find DaeSean Hamilton on nine occasions, which led to Hamilton breaking Penn State's career receptions record. **at Northwestern (10/7):** Protected quarterback Trace McSorley to the tune of 245 yards passing and cleared the way for Saquon Barkley's two touchdowns and game-high 75 rushing yards...Aided the team in piling up 381 yards of total offense to earn bowl eligibility. **Michigan (10/21):** Helped Penn State pile up 506 yards of total offense, the most allowed by Michigan since 2015 vs. Indiana (527 yards)...The 303 yards gained in the first half by Penn State are the most allowed by a Jim Harbaugh-coached Michigan team in any half...Instrumental in the Nittany Lions five rushing touchdowns and one receiving score...Cleared the way for Saquon Barkley's 108 yards rushing and two touchdowns...Protected Trace McSorley on a 282-yard passing night and one scoring strike...McSorley also ran for 76 yards and three scores, the most by a Penn State quarterback since at least 1967. **at Ohio State (10/28):** Part of an offensive line that helped produce 283 yards...Protected Trace McSorley, who threw for 192 yards and two touchdowns, and rushed for 49 yards and a score...Helped the offense score 38 points, the most allowed by Ohio State since giving up 41 tallies to Michigan in 2013. **at Michigan State (11/4):** Helped the offense post 466 yards of total offense, including 401 yards passing...Protected Trace McSorley to the tune of 381 yards passing and three touchdowns...Blocked for Saquon Barkley's game-high 63 rushing yards...Helped Penn State sustain a 12-play, 95-yard scoring drive - its longest in terms of yards and tied for the longest in terms of plays in 2017. **Rutgers (11/11):** Protected Trace McSorley to the tune of 16-of-21 passing for 214 yards and two touchdowns...Blocked for a pair of Saquon Barkley rushing scores and one McSorley touchdown scamper. **Nebraska (11/18):** Helped Penn State score 20 points for the 21st-consecutive game, breaking the previous school-record of 20 games from 1993-95...Helped the offense pile up 609 yards of total offense, its most since 1995 vs. Rutgers (661) and the third-most in a Big Ten game...Paved the way for 32 first downs, the fourth-most in Penn State history and most since gaining 35 first downs vs. Minnesota in 2005...Protected Trace McSorley in his ninth-career 300-yard passing game, throwing for 325 yards and three touchdowns...Opened lanes for Saquon Barkley's 158-yard, three-touchdown contest.





JOSH McPHEARSON 39
 Running Back | 5-10 | 197
 Senior^/Senior
 Columbia, Md./Annapolis Area Christian
 Major: Telecommunications

» 2017

Season: Appeared in 10 games.

Akron (9/2): Made a career-high two tackles, both coming on special teams. **Pittsburgh (9/9):** Appeared on special teams. **Georgia State (9/16):** Appeared on special teams. **at Iowa (9/23):** Made one tackle on kickoff coverage in the third quarter. **Indiana (9/30):** Made one stop on kickoff coverage. **at Northwestern (10/7):** Tallied his lone stop on kickoff coverage in the first quarter, an assisted stop with Brandon Smith. **at Ohio State (10/28):** Had a solo stop on kickoff coverage. **at Michigan State (11/4):** Saw time on special teams. **Rutgers (11/11):** Posted one tackle on kickoff coverage. **Nebraska (11/18):** Made his lone stop on kickoff coverage.

» 2017 GAME-BY-GAME


Tackles (Solo-Assisted-Total)

AKRON 1-1-2; PITTSBURGH 0-0-0; GEORGIA STATE 0-0-0; at Iowa 1-0-1; INDIANA 0-1-1; at Northwestern 0-1-1; MICHIGAN DNP; at Ohio State 1-0-1; at Michigan State 0-0-0; RUTGERS 0-1-1; NEBRASKA 0-1-1.

» J. McPHEARSON'S CAREER STATISTICS & GAME HIGHS

	UA-A	TK	FF	FR	I	PBU	SACK	TFL
2016	0-1	1	-	-	-	-	-	-
2017	3-5	8	-	-	-	-	-	-
CAREER	3-6	9	-	-	-	-	-	-

Tackles 2; Akron, 9/2/17



ZECH McPHEARSON 14
 Cornerback | 5-11 | 181
 Sophomore/Freshman
 Columbia, Md./Riverdale Baptist School
 Major: Division of Undergraduate Studies

» 2017

Season: Appeared in nine games...Made collegiate debut vs. Akron (9/2)...One of 24 student-athletes to make their collegiate debut in 2017...One of 17 freshmen (14 redshirt, 3 true) to appear in 2017.

Akron (9/2): Made collegiate debut...Logged his first career tackle in the fourth quarter...One of 10 Penn Staters to register their first career tackles in the game. **Georgia State (9/16):** Totaled two stops - both solo...Saw time on defense and special teams. **Indiana (9/30):** Saw time on special teams. **at Northwestern (10/7):** Had one tackle...Broke up his first career pass in the fourth quarter. **Michigan (10/21):** Appeared on special teams. **at Ohio State (10/28):** Saw time on defense and special teams. **at Michigan State (11/4):** Appeared on special teams. **Rutgers (11/11):** Played on special teams. **Nebraska (11/18):** Made a career-high-tying two stops on defense.

» 2017 GAME-BY-GAME

Tackles (Solo-Assisted-Total)

AKRON 1-0-1; PITTSBURGH DNP; GEORGIA STATE 2-0-2; at Iowa DNP; INDIANA 0-0-0; at Northwestern 1-0-1; MICHIGAN 0-0-0; at Ohio State 0-0-0; at Michigan State 0-0-0; RUTGERS 0-0-0; NEBRASKA 1-1-2.

» Z. McPHEARSON'S CAREER STATISTICS & GAME HIGHS

	UA-A	TK	FF	FR	I	PBU	SACK	TFL
2017	5-1	6	-	-	-	1	-	-
CAREER	5-1	6	-	-	-	1	-	-

Tackles 2; Twice: Last Nebraska, 11/18/17

Pass Breakups 1; at Northwestern, 10/7/17



TRACE McSORLEY 9
 Quarterback | 6-0 | 202
 Senior/Junior
 Ashburn, Va./Briar Woods
 Major: Accounting

» CAREER NOTES & RECORDS

NCAA: Ranks No. 11 among active FBS passers in passing efficiency (153.06)...Is No. 16 on the total touchdowns responsible for (72) list among active FBS players, which is No. 2 in the Big Ten behind J.T. Barrett of Ohio State...Sits No. 22 on the active completion percentage list (60.8)...Ranks tied for No. 22 among active passers in touchdown passes (55), which is No. 2 in the Big Ten behind J.T. Barrett of Ohio State...Sits No. 25 nationally in total offense (7,593) among active student-athletes...Is No. 26 among active passers in passing yards (6,790).

Career: Is the only quarterback in Penn State history with 50-plus touchdown passes, topping the all-time ledger with 55 scoring tosses, besting Christian Hackenberg's (2013-15) previous mark of 48...Is the only Penn State quarterback with multiple 80-yard completions in a career...His 72 touchdowns responsible for are the most in Penn State history, passing Daryll Clark's (65; 2006-09) career total...Joins Clark as the only two players in Penn State history with 60-plus touchdowns responsible for...One of four Penn State passers to eclipse the 6,000-yard mark for a career and is one of nine to top the 5,000-yard plateau...Ranks No. 3 on Penn State's all-time passing yardage list (6,790), chasing Zack Mills (7,212) for the No. 2 spot...Is No. 3 all-time on Penn State's total offense list (7,593), behind Zack Mills (7,796; 2001-04) for No. 2 all-time...Became the third player in school history to 7,000 total offense yards, the fifth player to top the 6,000-yard mark and is 1-of-10 to eclipse the 5,000-yard mark...Registered his school-record fourth career game with four-or-more touchdown passes vs. Georgia State on Sept. 16, 2017, breaking a tie with Todd Blackledge and Hackenberg, who each had three such games in their career...One of five quarterbacks in Penn State history with multiple 300-yard passing games in a career, joining Hackenberg (9), McGloin (6), Kerry Collins (4) and Clark (3)...His nine 300-yard passing games are tied for No. 1 on the Penn State career charts with Hackenberg...Owns 20 200-yard passing games to rank No. 2 on the career ledger, just one shy of Hackenberg's career record...Has thrown at least one touchdown pass in 26-straight games, dating back to the 2016 TaxSlayer Bowl, extending his Penn State record, which was previously held by Collins at 14-straight games from 1993-94...Owns 15 career games with both a rushing and passing touchdown (seven in 2016, eight in 2017)...Has 17 career games with multiple passing touchdowns (one in 2015, eight in 2016, eight in 2017)...Is No. 4 on Penn State's career completions list (474), trailing McGloin (513; 2009-12) for No. 3...Became the first Penn State quarterback with three consecutive games scoring both a rushing touchdown and passing touchdown since McGloin in 2012 (vs. Temple, at Illinois, vs. Northwestern)...With 396 passing yards in two bowl games, McSorley ranks No. 6 on the Penn State bowl career charts...The six career touchdown passes in bowl games rank No. 2 on the Penn State career bowl list, trailing only Tony Sacca's seven career scoring passes in three bowl games.

Season: Owns Penn State's single-season passing yards (3,614), passing touchdowns (29) and total offense records (3,979) in 2016.

2017: Currently sits No. 2 on Penn State's touchdowns responsible for list with 34, trailing only his 36 touchdowns from 2016...His 24 passing touchdowns are tied for No. 2 in Penn State season history, behind his 29 scoring tosses in 2016...Sits No. 2 on Penn State's single season total offense list at 3,386 yards, behind only his 3,979 from 2016...Ranks No. 4 in single season passing yardage with a junior record 2,991, passing Daryll Clark's 2,592 yards in 2008...Sits No. 6 on the single season charts for completions (230)...Teamed with Saquon Barkley (14) as the third set of Penn Staters with 10-plus rushing touchdowns in a single season, joining Royster (12) and Daryll Clark (10) in 2008 and Charlie Pittman (10) and Mitchell (10) in 1969. **2016:** Finished 2016 ranked No. 6 on the completions charts (224) and No. 5 on the Penn State single-season pass attempts (387) list...Is No. 2 in Penn State single-season pass efficiency rating at 156.9 in 2016 (Kerry Collins, 172.86; 1994)...His 9.34 yards per pass attempt in 2016 are No. 3 in a single-season at Penn State...Owns the Penn State record for 300-yard passing games in a single-season record with five in 2016...Tied the Penn State record for 200-yard passing games in a season with 11 in 2016 to equal the mark set by Matt McGloin

(2012)...Became just the fourth Penn State quarterback to lead his team to 10 wins (11-3) in his first year as the starting quarterback, joining Daryll Clark in 2008 (11-2), Tom Shuman in 1973 (12-0) and Chuck Burkhardt in 1968 (11-0)...Broke the sophomore season passing record previously held by Christian Hackenberg (2,977; 2014) with 3,614 passing yards.

Game: Became the first Penn State quarterback with three rushing touchdowns in a game since at least 1967 vs. Michigan (10/21/17)...Completed 15-straight pass attempts at Northwestern (10/7/17) to break the Penn State record for consecutive completions, which was 14-straight completions by Kerry Collins at Minnesota in 1994...Set the school record for passing yards in a first half with 258 yards vs. Georgia State (9/16/17)...Became just the third Penn State quarterback to register more than 400 yards of total offense in a game, logging 408 total offense yards (335 passing, 73 rushing) vs. Minnesota (10/1/16)...Set Big Ten Championship Game records for passing yards (384) and passing touchdowns (4) vs. Wisconsin (12/3/16)...His 384 yards vs. the Badgers rank No. 4 in Penn State history...Threw for junior single-game-record 381 yards at Michigan State, a total that sits No. 5 on Penn State's single game list, surpassing Kerry Collins 352 yards at Michigan State in 1993...

» 2017

Awards: Named as one of five finalists for the Johnny Unitas Golden Arm Award...Selected as one of 16 semifinalists for the Davey O'Brien Award...Earned the Walter Camp National Offensive Player of the Week, Davey O'Brien National Quarterback of the Week and the Manning Award's National Quarterback of the Week on Oct. 23 after accounting for four touchdowns - including three rushing scores - vs. Michigan...Selected Big Ten Rose Bowl Player of the Week and a spot on the *Pro Football Focus* Big Ten Team of the Week on Oct. 23 after his effort vs. Michigan...Named one of 20 quarterbacks remaining on the Johnny Unitas Golden Arm Award watch list on Oct. 11...Selected to the preseason watch list for the Manning Award, Maxwell Award, Davey O'Brien Award, Johnny Unitas Golden Arm Award, Walter Camp Award and Wuerffel Trophy...Among 10 players named to the Big Ten preseason honors list, as selected by the conference's media members, joining teammate Saquon Barkley.

Season: Started 11 games...Selected team captain prior to the season...Rushed for a touchdown in four-straight games from Sept. 30-Oct. 28, 2017, the longest streak by a quarterback since Daryll Clark did so in five consecutive games in 2008...Is the first Penn State quarterback with a rushing score and a passing touchdown in four consecutive games, a streak that ran from Sept. 30-Oct. 28, 2017...Had a streak of five-straight games with multiple touchdown passes dating back to 2016 snapped at Iowa (9/23)...Has a streak of 26-straight games with a touchdown pass, which is a Penn State record and the second-longest active streak in the FBS (Baker Mayfield, Oklahoma).

Rankings: Sits No. 12 nationally and No. 2 the Big Ten in points responsible for per game (18.5)...Is No. 13 in the FBS and leads the Big Ten in total offense (307.8 ypg)...Ranks No. 14 nationally and No. 2 in the Big Ten in passing efficiency (154.2)...Sits No. 15 nationally and No. 2 in the Big Ten in passing touchdowns (24)...Ranks No. 16 nationally and No. 2 in the Big Ten in completion percentage (65.2)...Ranks No. 17 in the FBS and No. 2 in the Big Ten in yards per pass attempt (8.47)...Is No. 22 nationally and leads the Big Ten in passing yards per game (271.9)...Is No. 24 in the FBS and No. 2 in the Big Ten in completions per game (20.91)...Sits No. 31 in the FBS and No. 3 in the Big Ten in yards per pass completion (13.0)...Ranks tied for No. 38 nationally and No. 3 in the Big Ten in rushing touchdowns (10)...Ranks tied No. 52 nationally and No. 3 in the Big Ten in total touchdowns (10).

Akron (9/2): Completed 18-of-25 passes for 280 yards and two touchdown passes...Posted his 12th career 200-yard passing game...Was not sacked in the game...Rushed 12 times for 48 yards and one score...Completed a long pass of 43 yards to Saquon Barkley. **Pittsburgh (9/9):** Threw for 164 yards and three touchdown passes...Completed 15-of-28 passes...Rushed eight times for 65 yards, including a career-long scamper of 36 yards. **Georgia State (9/16):** Completed 18-of-23 passes for 309 yards and four touchdown passes...Rushed for 24 yards on two carries, including an 8-yard touchdown run late in the first half...Threw touchdown passes to four different pass catchers, including one to fellow quarterback Tommy Stevens to open the scoring...Completed a career-long 85-yard touchdown pass to Saquon Barkley, which is the third-longest pass play in school history and the longest pass by a Penn Stater in Beaver Stadium history...Named the coaching staff's Offensive Player of the Week. **at Iowa (9/23):** Threw

a touchdown pass to Juwan Johnson as time expired to cap a come-from-behind win, the first walk off win in regulation for Penn State since 1929 vs. Lafayette (*per Lou Prato's Penn State Football Encyclopedia*)...Accounted for 345 yards of total offense...Completed 31-of-48 passes for 284 yards and one touchdown...His 31 completions are the most since Christian Hackenberg had 34 vs. Boston College in the 2014 New Era Pinstripe Bowl... Connected with eight different pass catchers on the night...Rushed 17 times for 61 yards. **Indiana (9/30):** Posted his seventh career 300-yard passing game with 315 yards through the air...Completed 23-of-36 passes with two touchdown throws and one interception...Had one rushing score in the game. **at Northwestern (10/7):** Completed 25-of-34 passes, including a school-record streak of 15 passes between the first and third quarters, surpassing Kerry Collins' 14-straight completions vs. Minnesota in 1994...Compiled 245 passing yards...Connected with Tommy Stevens on a second-quarter touchdown pass...Also ran one in from 5 yards out in the fourth quarter...Garnered the coaching staff's Offensive Player of the Week award. **Michigan (10/21):** Became the first Penn State quarterback with three rushing scores since at least 1967...Accounted for four touchdowns (3 rushing, 1 passing)...Completed 17-of-26 passes for 282 yards and one touchdown...Connected with Saquon Barkley on a 42-yard touchdown pass in the fourth quarter...Rushed 11 times for 76 yards and three scores...Made his first career tackle...Named the coaching staff's Offensive Player of the Week. **at Ohio State:** Completed 17-of-29 passes for 192 yards and two touchdowns...Connected with DaeSean Hamilton for a 13-yard touchdown pass in the first quarter...Hit DeAndre Thompkins for a 37-yard touchdown pass in the third quarter, a play that was initially ruled an interception, but was overturned upon review of the play...Rushed 13 times for 49 yards and one touchdown...Scampered in from 6 yards out for a rushing score in the second quarter. **at Michigan State (11/4):** Completed 26-of-47 passes to set the Penn State junior single game passing record at 381 yards...His passing yardage total ranks No. 5 on the Penn State single game charts and are the second-most in his career (384 vs. Wisconsin, 2016)...Threw three touchdown passes and was intercepted three times...Connected on touchdown passes of 31, 27 and 70 yards...Rushed seven times for 2 yards... Totaled 383 yards of total offense to rank No. 7 on the single game charts. **Rutgers (11/11):** Accounted for three touchdowns (2 passing, 1 rushing)... Threw for 214 yards on 16-of-21 passing...Rushed 13 times for 44 yards. **Nebraska (11/18):** Accounted for four touchdowns...Threw for 325 yards and three touchdowns on 24-of-36 passing...Rushed nine times for 46 yards and one touchdown...Totaled 371 yards of total offense to rank No. 8 on the single game charts.

» 2017 GAME-BY-GAME

Passing (Comp.-Att.-Yds.-TD-INT)

AKRON 18-25-280-2-1; PITTSBURGH 15-28-164-3-1; GEORGIA STATE 18-23-309-4-0; at Iowa 31-48-284-1-1; INDIANA 23-36-315-2-1; at Northwestern 25-34-245-1-0; MICHIGAN 17-26-282-1-1; at Ohio State 17-29-192-2-0; at Michigan State 26-47-381-3-3; RUTGERS 16-21-214-2-0; NEBRASKA 24-36-325-3-0.

» McSORLEY'S CAREER PASSING STATISTICS & GAME HIGHS

	C-A	Yds.	%	TD-INT	YPG	LG
2015	20-40	185	50.0	2-0	26.4	21
2016	224-387	3,614	57.9	29-8	258.1	80
2017	230-353	2,991	65.2	24-8	271.9	85
CAREER	474-780	6,790	60.8	55-16	212.2	85

Pass Completions 31; at Iowa, 9/23/17
Pass Attempts 48; at Iowa, 9/23/17
Passing Yards 384; vs. Wisconsin, 12/3/16
Passing Touchdowns 4; Three Times: Last Georgia State, 9/16/17
Long Pass85 yards; Georgia State, 9/16/17

» 2017 GAME-BY-GAME

Rushing (Carries-Yards-TD)

AKRON 12-48-1; PITTSBURGH 8-65-0; GEORGIA STATE 3-24-1; at Iowa 17-61-0; INDIANA 16-(-19)-1; at Northwestern 16-(-1)-1; MICHIGAN 11-76-3; at Ohio State 13-49-1; at Michigan State 7-2-0; RUTGERS 13-44-1; NEBRASKA 9-46-1.


» McSORLEY'S CAREER OFFENSIVE STATISTICS & GAME HIGHS

	Att.-Yds.	Avg.	TD	LG	Rec.-Yds.	Avg.	TD	LG
2015	13-43	3.3	-	14	-	-	-	-
2016	146-365	2.5	7	26	-	-	-	-
2017	125-395	3.2	10	36	-	-	-	-
CAREER	284-803	2.8	17	36	-	-	-	-

Rush Attempts 19; Ohio State, 10/22/16
Rush Yards 81; Maryland, 10/8/16
Rushing Touchdowns 3; Michigan, 10/21/17
Long Rush 36 yards; Pittsburgh, 9/9/17

Total Offense Yards 408; Minnesota, 10/1/16
All-Purpose Yards 81; Maryland, 10/8/16

NOTE: Has one career tackle (vs. Michigan, 2017).



MICHAL MENET 62
 Offensive Line | 6-4 | 301
 Sophomore/Freshman
 Birdsboro, Pa./Exeter Township Senior
 Major: Division of Undergraduate Studies

» 2017

Season: Appeared in 10 games...Made collegiate debut vs. Akron (9/2)... One of 24 student-athletes to make their collegiate debut in 2017...One of 17 freshmen (14 redshirt, 3 true) to appear in 2017.

Akron (9/2): Made his collegiate debut...Appeared on special teams and offense. **Georgia State (9/16):** Appeared on special teams and offense. **at Iowa (9/23):** Saw time on special teams. **Indiana (9/30):** Appeared on special teams. **at Northwestern (10/7):** Saw time on special teams. **Michigan (10/21):** Appeared on special teams. **at Ohio State (10/28):** Appeared on special teams. **at Michigan State (11/4):** Saw time on special teams. **Rutgers (11/11):** Appeared on special teams. **Nebraska (11/18):** Appeared on special teams.



JARVIS MILLER 9
 Linebacker | 6-2 | 222
 Junior/Sophomore
 Suffield, Conn./Windsor Locks/Suffield/East Granby
 Major: Criminology

» 2017

Season: Appeared in eight games.

Akron (9/2): Logged a career-high five tackles, which also tied for a team high...The five tackles equaled his career total entering the game... Posted his first career tackle for loss on a fourth-quarter sack of Kato Nelson...Was a part of a defense that logged 14.0 tackles for loss, the most since recording 15.0 vs. Temple in 2015...Part of a defense that logged a season-opening shutout for the first time since 2007 (FIU, 59-0). **Georgia State (9/16):** Made two stops. **at Northwestern (10/7):** Had one tackle...Broke up his first career pass in the fourth quarter. **Nebraska (11/18):** Logged two stops.

» 2017 GAME-BY-GAME

Tackles (Solo-Assisted-Total)

AKRON 3-2-5; PITTSBURGH 0-0-0; GEORGIA STATE 2-0-2; at Iowa 0-0-0; INDIANA 0-0-0; at Northwestern 0-1-1; MICHIGAN DNP; at Ohio State DNP; at Michigan State DNP; RUTGERS 0-0-0; NEBRASKA 0-2-2.

» J. MILLER'S CAREER STATISTICS & GAME HIGHS

	UA-A	TK	FR	FF	I	PBU	SACK	TFL
2016	2-3	5	-	-	-	-	-	-
2017	5-5	10	-	-	-	1	1.0-1	1.0-1
CAREER	7-8	15	-	-	-	1	1.0-1	1.0-1

Tackles 5; Akron, 9/2/17
Sacks 1.0; Akron, 9/2/17
Tackles for Loss 1.0; Akron, 9/2/17
Pass Breakups 1; at Northwestern, 10/7/17



SHAREEF MILLER 48
 Defensive End | 6-5 | 255
 Junior/Sophomore
 Philadelphia, Pa./George Washington
 Major: Rehabilitation & Human Services

» 2017

Awards: Earned a spot on the *Pro Football Focus* Big Ten Team of the Week on Oct. 24 after his showing vs. Michigan...Added to the Bednarik Award watch list at mid-season...Selected to the *Pro Football Focus* Big Ten Team of the Week after a posting two tackles behind the line vs. Nebraska.

Season: Started 11 games...Joins Ryan Buchholz, Will Fries and Miles Sanders as first-time starters in 2017...Wore No. 19 at Iowa (9/23) and vs. Indiana (9/30) to honor Torrence Brown, who missed the game due to a season-ending injury vs. Georgia State (9/16).

Akron (9/2): Made one tackle, which was a combined tackle for loss with Curtis Cothran in the first quarter...Played two series in the game... Was a part of a defense that logged 14.0 tackles for loss, the most since recording 15.0 vs. Temple in 2015. **Pittsburgh (9/9):** Tied a career high with two sacks, with solo quarterback takedowns in the second and third quarters...Totaled three tackles, all which came behind the line of scrimmage to account for a career-high 2.5 tackles for loss...Added one quarterback hurry in the second quarter...Part of a defense that piled up five sacks, its most since logging six last season vs. No. 2 Ohio State. **Georgia State (9/16):** Logged three tackles...Made a third-quarter solo tackle for loss...A part of a unit that posted its second shutout of the season, marking the first time since 2009 a Nittany Lion defense posted two shutouts in a single season. **at Iowa (9/23):** Tied his career high with five tackles, including 2.0 tackles for loss...Added one quarterback hurry... Made both tackles on Iowa's drive that ended in a tackle for loss of on Akrum Wadley for a safety...The safety vs. the Hawkeyes was the second of the year for Penn State (Pittsburgh), marking the first time since 2004 the Nittany Lions had multiple safeties in a season...Made a solo stop behind the line on Wadley in the third quarter...Garnered the coaching staff's Defensive Player of the Week award. **Indiana (9/30):** Totaled four tackles...Added one quarterback hurry. **at Northwestern (10/7):** Made four stops...Combined with Ryan Buchholz on a fourth-quarter sack of Clayton Thorson...His other three stops went for no gain, one yard and no gain. **Michigan (10/21):** Totaled a pair of tackles...Added two quarterback hurries...Part of a defense that held the Wolverines scoreless over the final 40:03 of the game...Part of an defensive line that earned the coaching staff's Defensive Player of the Week. **at Ohio State (10/28):** Tied a career high with five tackles...Logged 1.5 tackles for loss, including a solo takedown of quarterback J.T. Barrett in the first quarter... Recovered his first career fumble in the fourth quarter...Also had a quarterback hurry. **at Michigan State (11/4):** Posted one tackle...Added one quarterback hurry. **Rutgers (11/11):** Posted one tackle...Added one quarterback hurry. **Nebraska (11/18):** Both tackles came behind the line of scrimmage...Combined with Cam Brown on a second-quarter sack of Tanner Lee...Combined with Parker Cothren on a first-quarter stop behind the line of scrimmage.

» 2017 GAME-BY-GAME


Tackles (Solo-Assisted-Total)

AKRON 0-1-1; PITTSBURGH 2-1-3; GEORGIA STATE 3-0-3; at Iowa 5-0-5; INDIANA 1-3-4; at Northwestern 3-1-4; MICHIGAN 0-2-2; at Ohio State 3-2-5; at Michigan State 1-0-1; RUTGERS 0-1-1; NEBRASKA 0-2-2.

» S. MILLER'S CAREER STATISTICS & GAME HIGHS

	UA-A	TK	FF	FR	I	PBU	SACK	TFL
2016	13-9	22	1	-	-	-	2.0-18	5.5-27
2017	18-13	31	-	1	-	-	4.5-26	9.5-41
CAREER	31-22	53	1	1	-	-	6.5-44	15.0-68

Tackles 5; Three Times: Last at Ohio State 10/28/17
Sacks 2.0; Twice: Last Pittsburgh, 9/9/17
Tackles for Loss 2.5; Pittsburgh, 9/9/17
Forced Fumbles 1; at Indiana, 11/12/16
Fumble Recoveries 1; at Ohio State, 10/28/17



AYRON MONROE 23
 Safety | 5-11 | 207
 Junior/Sophomore
 Largo, Md./Saint Johns College H.S.
 Major: Information Sciences & Technology

» 2017
Season: Appeared in nine games.

Pittsburgh (9/9): Made his season debut on specials teams. **Georgia State (9/16):** Had two tackles...Posted his first career tackle for loss in the third quarter...Broke up a third-quarter pass...Saw time on special teams and defense. **Indiana (9/30):** Made one tackle. **at Northwestern (10/7):** Made two solo tackles, including a stop on kickoff coverage. **at Ohio State (10/28):** Collected one stop on kickoff coverage. **at Michigan State (11/4):** Had one tackle on kickoff coverage. **Rutgers (11/11):** Made a career-high seven tackles, including a pair of stops on kickoff coverage...Logged his first career sack, a combined effort on a fourth-quarter takedown of Giovanni Rescigno with Antonio Shelton during the goalline stand on Rutgers' final drive. **Nebraska (11/18):** Had one tackle.

» 2017 GAME-BY-GAME

Tackles (Solo-Assisted-Total)

AKRON DNP; PITTSBURGH 0-0-0; GEORGIA STATE 1-1-2; at Iowa 0-0-0; INDIANA 0-1-1; at Northwestern 2-0-2; MICHIGAN DNP; at Ohio State 1-0-1; at Michigan State 1-0-1; RUTGERS 1-6-7; NEBRASKA 0-1-1.

» MONROE'S CAREER STATISTICS & GAME HIGHS

	UA-A	TK	FF	FR	I	PBU	SACK	TFL
2016	3-9	12	-	-	-	1	-	1.0-3
2017	6-9	15	-	-	-	1	0.5-2	1.5-5
CAREER	9-18	27	-	-	-	2	0.5-2	3.5-5

Tackles 7; Rutgers, 11/11/17
 Tackles for Loss 1.0; Georgia State, 9/16/17
 Sacks 0.5; Rutgers, 11/11/17
 Pass Breakups 1; Twice: Last Georgia State, 9/16/17



ANDREW NELSON 59
 Offensive Line | 6-6 | 305
 Graduate/Senior
 Hershey, Pa./Hershey
 Major: Nutritional Sciences (2nd degree)

» 2017
Season: Appeared in four games with one start...Made his first start of the season at Iowa (9/23).

Pittsburgh (9/9): Made his season debut on the offensive line... Appeared in his first game since suffering an injury against Maryland on Oct. 8, 2016. **Georgia State (9/16):** Helped the offense to 526 yards of total offense, including Trace McSorley's sixth-career 300-yard passing game (309 yards) and his school-record fourth game with four-or-more touchdown passes...Helped Penn State score eight offensive touchdowns, coming from eight different Penn Staters...Saw Penn State eclipse the 30-point mark for the 10th-straight game, just the fifth streak of 10-or-more games in Big Ten history. **at Iowa (9/23):** Helped Penn State to a season-high 579 yards of total offense on 99 offensive plays... Paved the way for Saquon Barkley's career-high 211 rushing yards and 94 receiving yards, which helped Barkley to a school-record 358 all-purpose yards...Blocked for Trace McSorley's 284-yard passing effort. **Nebraska (11/18):** Appeared on offense.



AMANI ORUWARIYE 21
 Cornerback | 6-1 | 205
 Senior/Junior
 Tampa, Fla./Gaither
 Major: Telecommunications

» 2017
Season: Appeared in nine games.

Rankings: Sits No. 11 nationally and No. 3 in the Big Ten in interceptions per game (0.4)...Ranks No. 17 in the FBS and No. 3 in the Big Ten in passes defended per game (1.3)...His six passes defended vs. Michigan State (5 PBU, 1 INT) are tied for the most in the FBS this season (D. Ward, Ohio State vs. Indiana; D. Lewis Jr., Tulane vs. East Carolina).

Akron (9/2): Made three stops...Hauled in his second career interception to create Penn State's first takeaway of the season...Also broke up one pass...One of eight players to be a part of three-straight seasons with a shutout (Illinois, 2015; at Rutgers, 2016; Akron, 2017), marking the longest such streak since a three-year span from 1989-91...Part of a defense that logged a season-opening shutout for the first time since 2007 (FIU, 59-0). **Pittsburgh (9/9):** Had three tackles...Added one pass breakup, a third-down breakup to force a first-quarter punt. **Indiana (9/30):** Made two tackles...Posted his third career interception - and second of the season - returning it for 17 yards. **at Northwestern (10/7):** Logged one tackle...Pulled in his third interception of the season to halt Northwestern's opening drive at the Penn State 10...Is the second Penn State DB to have interceptions in back-to-back games this season, joining Grant Haley (Pitt and Georgia State)...Had one pass breakup. **Michigan (10/21):** Made four tackles. **at Ohio State (10/28):** Totaled five tackles. **at Michigan State (11/4):** Had a fourth-quarter interception to end a Michigan State drive deep in Penn State territory...Had two tackles... Added a career-high five pass breakups, the most by a Nittany Lion since Justin King's five vs. Purdue in 2007. **Rutgers (11/11):** Made one tackle... Part of a defense that allowed just 43 passing yards, the fewest in a game since giving up 32 vs. Army (2015)...The 43 passing yards are the fewest allowed by Penn State in Big Ten play...Held Rutgers to just seven pass completions, the second-fewest allowed by the Nittany Lions in a Big Ten game. **Nebraska (11/18):** Made five stops, including one on kickoff coverage.

» 2017 GAME-BY-GAME

Tackles (Solo-Assisted-Total)


AKRON 1-2-3; PITTSBURGH 3-0-3; GEORGIA STATE DNP; at Iowa DNP; INDIANA 1-1-2; at Northwestern 1-0-1; MICHIGAN 3-1-4; at Ohio State 4-1-5; at Michigan State 1-1-2; RUTGERS 0-1-1; NEBRASKA 4-1-5.

» ORUWARIYE'S CAREER STATISTICS & GAME HIGHS

	UA-A	TK	FF	FR	I	PBU	SACK	TFL
2015	1-4	5	-	-	-	1	-	-
2016	13-10	23	-	-	1	1	-	-
2017	18-8	26	-	-	4	8	-	-
CAREER	52-22	54	-	-	5	10	-	-

Tackles 7; Michigan State, 11/26/16
 Interceptions 1; Five Times: Last at Michigan State, 11/4/17
 Long Interception Return 30 yards; Kent State, 9/3/16
 Pass Breakups 5; at Michigan State, 11/4/17

NOTE: Has one career touchdown - a 30-yard interception return vs. Kent State.



TOM PANCOAST 89
 Tight End/H-Back | 6-3 | 236
 Senior^/Senior
 West Chester, Pa./Unionville
 Major: Economics

» 2017
Season: Appeared in 11 games.

Akron (9/2): Made his first career reception in the fourth quarter, gaining 12 yards. **at Iowa (9/23):** Appeared on offense and special teams. **Indiana (9/30):** Made one catch for 5 yards...Also saw time on special teams. **at Northwestern (10/7):** Appeared on offense and special teams. **Michigan (10/21):** Took snaps on offense and special teams. **at Ohio State (10/28):** Appeared on offense and special teams. **at Michigan State (11/4):** Saw time on offense and special teams. **Rutgers (11/11):** Logged snaps on offense and special teams. **Nebraska (11/18):** Made one catch for 6 yards.

» 2017 GAME-BY-GAME

Receiving (Receptions-Yards-TD)


AKRON 1-12-0; PITTSBURGH 0-0-0; GEORGIA STATE 0-0-0; at Iowa 0-0-0; INDIANA 1-5-0; at Northwestern 0-0-0; MICHIGAN 0-0-0; at Ohio State 0-0-0; at Michigan State 0-0-0; RUTGERS 0-0-0; NEBRASKA 1-6-0.

» PANCOAST'S CAREER OFFENSIVE STATISTICS & GAME HIGHS

	Att.-Yds.	Avg.	TD	LG	Rec.-Yds.	Avg.	TD	LG
2014	-	-	-	-	-	-	-	-
2015	-	-	-	-	-	-	-	-
2016	-	-	-	-	-	-	-	-
2017	-	-	-	-	3-23	7.7	-	12
CAREER	-	-	-	-	3-23	7.7	-	12

Receptions 1; Three Times: Last Nebraska, 11/18/17
 Receiving Yards 12; Akron, 9/2/17
 Longest Reception 12; Akron, 9/2/17

NOTE: Has one career kickoff return - in 2016 - an 11-yard return at Indiana.



DANIEL PASQUARIELLO 92
 Punter | 6-1 | 201
 Senior/Senior
 Melbourne, Victoria, Australia/Xavier College H.S.
 Major: Labor Studies and Employment Relations (2nd degree)

» CAREER NOTES & RECORDS

Career: Ranks No 13 on Penn State's career punting average list at 38.7 yards per punt.

» 2017

Season: Appeared in one game.

Georgia State (9/16): Hit one punt for 45 yards in the fourth quarter... Landed his lone punt inside the GSU 20-yard line.

» PASQUARIELLO'S CAREER PUNTING STATISTICS & GAME HIGHS

	Punts	Yards	Avg.	I-20	FC	50+	LG	BLK
2014	47	1,754	37.3	13	11	1	63	-
2015	58	2,314	39.9	12	10	9	60	-
2016	2	75	37.5	2	1	-	38	-
2017	1	45	45.0	1	-	-	45	-
CAREER	108	4,188	38.7	28	22	10	63	-

Punt Attempts 9; Twice: Last at Northwestern, 11/7/15
 Punt Yards 374; at Northwestern, 11/7/15
 Longest Punt 63; Michigan State, 11/28/14

NOTE: Has two career tackles (at Temple, 9/5/15; at Illinois 11/22/14).



JOHN PETRISHEN 16
 Safety | 6-0 | 211
 Junior/Sophomore
 Lower Burrell, Pa./Pittsburgh Central Catholic
 Major: Communications Arts & Sciences

» 2017
Season: Appeared in two games...Made collegiate debut vs. Akron (9/2)...One of 24 student-athletes to make their collegiate debut in 2017.

Akron (9/2): Made collegiate debut...Posted his first career tackle in the fourth quarter...One of 10 Penn Staters to register their first career tackles in the game. **Georgia State (9/16):** Made two tackles...Registered his first career tackle for loss on a fourth-quarter solo stop behind the line of scrimmage.

» 2017 GAME-BY-GAME

Tackles (Solo-Assisted-Total)

AKRON	0-1-1;	PITTSBURGH	DNP;	GEORGIA STATE	2-0-2;	at Iowa	DNP;	INDIANA	DNP;	at Northwestern	DNP;	MICHIGAN	DNP;	at Ohio State	DNP;	at Michigan State	DNP;	RUTGERS	DNP;	NEBRASKA	DNP.
-------	--------	------------	------	---------------	--------	---------	------	---------	------	-----------------	------	----------	------	---------------	------	-------------------	------	---------	------	----------	------

» PETRISHEN'S CAREER STATISTICS & GAME HIGHS

	UA-A	TK	FF	FR	I	PBU	SACK	TFL
2016	-	-	-	-	-	-	-	-
2017	2-1	3	-	-	-	-	-	1.0-2
CAREER	2-1	3	-	-	-	-	-	1.0-2

Tackles 2; Georgia State, 9/16/17
Tackles for Loss 1.0; Georgia State, 9/16/17



BRANDON POLK 10
 Wide Receiver | 5-9 | 181
 Junior/Sophomore
 Ashburn, Va./Briar Woods
 Major: Criminology

» 2017
Season: Appeared in 11 games.

Akron (9/2): Made one catch for 4 yards. **Pittsburgh (9/9):** Had one catch for 18 yards, which set up Saquon Barkley's 8-yard rushing score in the second half. **Georgia State (9/16):** His lone grab went for a 15-yard touchdown in the third quarter. **at Northwestern (10/7):** Grabbed a career-high three receptions...Totalled 40 yards, including a 23-yard grab that setup Penn State with first-and-goal on its first touchdown drive of the game. **Michigan (10/21):** Made one catch for 23 yards...Lone reception started Penn State's final scoring drive of the game. **Rutgers (11/11):** Made one catch for 17 yards. **Nebraska (11/18):** Returned two kickoffs for 55 yards, including a long of 34.

» 2017 GAME-BY-GAME

Receiving (Receptions-Yards-TD)

AKRON	1-4-0;	PITTSBURGH	1-18-0;	GEORGIA STATE	1-15-1;	at Iowa	0-0-0;	INDIANA	0-0-0;	at Northwestern	3-40-0;	MICHIGAN	1-23-0;	at Ohio State	0-0-0;	at Michigan State	0-0-0;	RUTGERS	1-17-0;	NEBRASKA	0-0-0.
-------	--------	------------	---------	---------------	---------	---------	--------	---------	--------	-----------------	---------	----------	---------	---------------	--------	-------------------	--------	---------	---------	----------	--------

» POLK'S CAREER OFFENSIVE STATISTICS & GAME HIGHS

	Att.-Yds.	Avg.	TD	LG	Rec.-Yds.	Avg.	TD	LG
2015	18-159	8.8	1	33	6-57	9.5	1	39
2016	-	-	-	-	2-18	9.0	-	14
2017	-	-	-	-	8-117	14.6	1	23
CAREER	18-159	8.8	1	33	16-192	12.0	2	39

Rushing attempts 3; Three Times: Last vs. Georgia, 1/2/16
Rushing Yards 50; at Temple, 9/5/15
Rushing Touchdowns 1; Buffalo, 9/12/15
Longest Rush 33 yards; at Temple, 9/5/15
Receptions 3; at Northwestern, 10/7/17
Receiving Yards 46; Indiana, 10/10/15
Receiving Touchdowns 1; Twice: Last Georgia State, 9/16/17
Longest Reception 39 yards; Indiana, 10/10/15

All-Purpose Yards 89; at Ohio State, 10/17/15
NOTE: Has 14 career kickoff returns for 319 yards (22.7 ypr).



ANDRE ROBINSON 6
 Running Back | 5-9 | 216
 Junior/Sophomore
 Mechanicsburg, Pa./Bishop McDevitt
 Major: Economics

» 2017
Season: Appeared in 10 games.

Akron (9/2): Carried twice for minus-3 yards. **Georgia State (9/16):** Gained a career-high 39 yards on two carries...Had a career-long 41-yard touchdown run in the fourth quarter. **at Iowa (9/23):** Toted the ball four times for 19 yards. **at Northwestern (10/7):** Carried once for no gain. **Michigan (10/21):** Caught one pass for 5 yards...Lone grab accounted for a first down on Penn State's second scoring drive of the game.

» 2017 GAME-BY-GAME

Rushing (Carries-Yards-TD)

AKRON	2-(-3)-0;	PITTSBURGH	0-0-0;	GEORGIA STATE	2-39-1;	at Iowa	4-19-0;	INDIANA	0-0-0;	at Northwestern	1-0-0;	MICHIGAN	0-0-0;	at Ohio State	0-0-0;	at Michigan State	DNP;	RUTGERS	0-0-0;	NEBRASKA	0-0-0.
-------	-----------	------------	--------	---------------	---------	---------	---------	---------	--------	-----------------	--------	----------	--------	---------------	--------	-------------------	------	---------	--------	----------	--------

» ROBINSON'S CAREER OFFENSIVE STATISTICS & GAME HIGHS

	Att.-Yds.	Avg.	TD	LG	Rec.-Yds.	Avg.	TD	LG
2016	29-141	4.9	5	19	2-42	21.0	1	40
2017	9-55	6.1	1	41	1-5	5.0	0	5
CAREER	38-196	5.2	6	41	3-47	15.7	1	40

Rushing Attempts 6; Twice: Last at Rutgers, 11/19/16
Rushing Yards 39; Georgia State, 9/16/17
Rushing Touchdowns 2; at Purdue, 10/29/16
Longest Rush 41 yards; Georgia State, 9/16/17
Receptions 1; Three Times: Last Michigan, 10/21/17
Receiving Yards 40; Michigan State, 11/26/16
Receiving Touchdowns 1; Michigan State, 11/26/16
Longest Reception 40 yards; Michigan State, 11/26/16



MILES SANDERS 24
 Running Back | 5-11 | 209
 Sophomore/Sophomore
 Pittsburgh, Pa./Woodland Hills
 Major: Division of Undergraduate Studies

» 2017
Season: Appeared in 10 games with one start...Made his first career start vs. Rutgers (11/11)...Joins Ryan Buchholz, Will Fries and Shareef Miller as first-time starters in 2017.

Akron (9/2): Carried once for 16 yards. **Pittsburgh (9/9):** Rushed one time for minus-3 yards. **Georgia State (9/16):** Toted the ball three times for 44 yards and one touchdown...Scored on a 29-yard rush on the first play following Grant Haley's second-quarter interception. **at Iowa (9/23):** Carried once for 6 yards and caught one pass for 6 yards...Returned the final kickoff of the game for 20 yards. **at Northwestern (10/7):** Made a career-high two catches...Totalled 11 yards...Both catches came on Penn State's final scoring drive of the game, including a first-down grab to set up first-and-goal. **Michigan (10/21):** Rushed a career-high six times for 25 yards. **Rutgers (11/11):** Rushed twice for 18 yards. **Nebraska (11/18):** Carried four times for 28 yards...Caught one pass for 6 yards.

» 2017 GAME-BY-GAME

Rushing (Carries-Yards-TD)

AKRON	1-16-0;	PITTSBURGH	1-(-3)-0;	GEORGIA STATE	3-44-1;	at Iowa	1-6-0;	INDIANA	0-0-0;	at Northwestern	0-0-0;	MICHIGAN	6-25-0;	at Ohio State	DNP;	at Michigan State	0-0-0;	RUTGERS	2-18-0;	NEBRASKA	4-28-0.
-------	---------	------------	-----------	---------------	---------	---------	--------	---------	--------	-----------------	--------	----------	---------	---------------	------	-------------------	--------	---------	---------	----------	---------

Receiving (Receptions-Yards-TD)

AKRON	0-0-0;	PITTSBURGH	0-0-0;	GEORGIA STATE	0-0-0;	at Iowa	1-6-0;	INDIANA	0-0-0;	at Northwestern	2-11-0;	MICHIGAN	0-0-0	at Ohio State	DNP;	at Michigan State	0-0-0;	RUTGERS	0-0-0;	NEBRASKA	1-6-0.
-------	--------	------------	--------	---------------	--------	---------	--------	---------	--------	-----------------	---------	----------	-------	---------------	------	-------------------	--------	---------	--------	----------	--------

» SANDERS' CAREER OFFENSIVE STATISTICS & GAME HIGHS

	Att.-Yds.	Avg.	TD	LG	Rec.-Yds.	Avg.	TD	LG
2016	25-184	7.4	1	57	2-24	12.0	1	21
2017	18-134	7.4	1	29	4-23	5.8	-	7
CAREER	45-318	7.1	2	57	4-36	9.0	1	21

Rushing Attempts 6; Michigan, 10/21/17
Rushing Yards 85; at Rutgers, 11/19/16
Rushing Touchdowns 1; Twice: Georgia State, 9/16/17
Longest Rush 57 yards; at Rutgers, 11/19/16
Receptions 2; at Northwestern, 10/7/17
Receiving Yards 21; at Purdue, 10/29/16
Receiving Touchdowns 1; at Purdue, 10/29/16
Longest Reception 21 yards; at Purdue, 10/29/16

» 2017 GAME-BY-GAME

Kickoff Returns (Returns-Yards-TD-YPR)

AKRON	0-0-0-0.0;	PITTSBURGH	0-0-0-0.0;	GEORGIA STATE	0-0-0-0.0;	at Iowa	1-20-0-20.0;	at Northwestern	0-0-0-0.0;	MICHIGAN	0-0-0-0.0;	at Ohio State	DNP;	at Michigan State	0-0-0-0.0;	RUTGERS	0-0-0-0.0;	NEBRASKA	0-0-0-0.0
-------	------------	------------	------------	---------------	------------	---------	--------------	-----------------	------------	----------	------------	---------------	------	-------------------	------------	---------	------------	----------	-----------

» SANDERS' CAREER KICKOFF RETURN STATISTICS & GAME HIGHS

	No.	Yds.	Avg.	TD	LG
2016	33	688	20.8	-	48
2017	1	20	20.0	-	20
CAREER	34	708	20.8	-	48

Kickoff Returns 4; Three Times: Last vs. Wisconsin, 12/3/16
Kickoff Return Yards 89; Ohio State, 10/22/16
Longest Kickoff Return 48 yards; Iowa, 11/5/16
All-Purpose Yards 106; Iowa, 11/5/16



NICK SCOTT 4
 Safety | 5-11 | 199
 Senior/Junior
 Fairfax, Va./Fairfax
 Major: Psychology

» 2017
Season: Appeared in 11 games...Selected team captain prior to the season.

Akron (9/2): Logged two stops...Made one tackle on kickoff coverage. **Pittsburgh (9/9):** Toted a career-high eight tackles, to tie for No. 2 on the team with Jason Cabinda and Koa Farmer...Logged his first career tackle for loss on a fourth-quarter combined stop behind the line with Shareef Miller...Two of his tackles came on special teams...Joined Irvin Charles and Garrett Taylor as the coaching staff's Co-Special Teams Player of the Week. **Georgia State (9/16):** Had three tackles. **Indiana (9/30):** Scooped up a fumble, which was forced by Irvin Charles, on Hoosier punt return and took it 13 yards for his second career touchdown (rush vs. Army; 2015)...Made two stops. **at Northwestern (10/7):** Toted two solo stops, including one on kickoff coverage. **Michigan (10/21):** Made three tackles. **at Ohio State (10/28):** Posted three tackles, all coming on kickoff coverage. **at Michigan State (11/4):** Had one stop on kickoff coverage. **Rutgers (11/11):** Logged four tackles...Made his first career solo tackle for loss in the third quarter. **Nebraska (11/18):** Made two stops.

» 2017 GAME-BY-GAME

Tackles (Solo-Assisted-Total)

AKRON	0-2-2;	PITTSBURGH	4-4-8;	GEORGIA STATE	2-1-3;	Iowa	0-0-0;	INDIANA	1-1-2;	at Northwestern	2-0-2;	MICHIGAN	0-3-3;	at Ohio State	2-1-3;	at Michigan State	0-1-1;	RUTGERS	2-2-4;	NEBRASKA	1-1-2.
-------	--------	------------	--------	---------------	--------	------	--------	---------	--------	-----------------	--------	----------	--------	---------------	--------	-------------------	--------	---------	--------	----------	--------

» SCOTT'S CAREER STATISTICS & GAME HIGHS

	UA-A	TK	FF	FR	I	PBU	SACK	TFL
2015	5-3	8	-	-	-	-	-	-
2016	3-5	8	-	-	-	1	-	-
2017	14-16	30	-	1	-	-	-	1.5-2
CAREER	22-24	46	-	1	-	1	-	1.5-2

Tackles 8; Pittsburgh, 9/9/17
Tackles for Loss 1.0; Rutgers, 11/11/17
Pass Breakups 1; Michigan State, 11/26/16
Fumble Recoveries 1; Indiana, 9/30/17

NOTE: Has two career touchdowns, one coming on a fumble recovery vs. Indiana in 2017 and the other a rushing score vs. Army in 2015...Owns 624 all-purpose yards in his career (133 rushing, 34 receiving, 448 kickoff return)...Has one career touchdown pass, hitting Christian Hackenberg with a passing score vs. Illinois in 2015.



ANTONIO SHELTON 55
 Defensive Tackle | 6-2 | 291
 Sophomore/Freshman
 Westerville, Ohio/Westerville-North
 Major: Communications

» 2017
Season: Appeared in six games...Made collegiate debut vs. Akron (9/2)... One of 24 student-athletes to make their collegiate debut in 2017...One of 17 freshmen (14 redshirt, 3 true) to appear in 2017.

Akron (9/2): Made collegiate debut. **Georgia State (9/16):** Logged his first two career tackles, both coming behind the line of scrimmage... Combined with Yetur Gross-Matos on a fourth-quarter tackle for loss... Teamed with Shaka Toney on a sack in the fourth quarter. **Indiana (9/30):** Logged a career-high-tying two tackles. **Rutgers (11/11):** Posted one tackle...His lone stop was a combined sack of Giovanni Rescigno with Ayron Monroe in the fourth quarter during the goalline stand on Rutgers' final drive.

» 2017 GAME-BY-GAME

Tackles (Solo-Assisted-Total)

AKRON 0-0-0; PITTSBURGH 0-0-0; GEORGIA STATE 0-2-2; at Iowa DNP; INDIANA 0-2-2; at Northwestern 0-0-0; MICHIGAN DNP; at Ohio State DNP; at Michigan State DNP; RUTGERS 0-1-1; NEBRASKA DNP.

» SHELTON'S CAREER STATISTICS & GAME HIGHS

	UA-A	TK	FF	FR	I	PBU	SACK	TFL
2017	0-5	5	-	-	-	-	1.0-4	1.5-5
CAREER	0-5	5	-	-	-	-	1.0-4	1.5-5

Tackles 2; Twice: Last Indiana, 9/30/17
 Tackles for Loss 1.0; Georgia State, 9/16/17
 Sacks 0.5; Twice: Last Rutgers 11/11/17



TYLER SHOOP 82
 Wide Receiver | 5-11 | 185
 Junior/Sophomore
 Nashville, Tenn./Father Ryan
 Major: Recreation, Parks & Tourism Management

» 2017
Season: Appeared in one game.
Georgia State (9/16): Made his season debut in the fourth quarter.



CHARLIE SHUMAN 79
 Offensive Line | 6-8 | 316
 Senior/Junior
 Pittsford, N.Y./Pittsford Sutherland
 Major: Kinesiology

» 2017
Season: Appeared in one game...Made collegiate debut vs. Georgia State (9/16)...One of 24 student-athletes to make their collegiate debut in 2017.

Georgia State (9/16): Made his collegiate debut...Appeared on the offensive line in the fourth quarter.



MICHAEL SHUSTER 15f
 Quarterback | 6-2 | 209
 Sophomore/Freshman
 Camp Hill, Pa./Camp Hill
 Major: Business Administration

» 2017
Season: Appeared in one game...Made his collegiate debut vs. Georgia State (9/16)...One of 24 student-athletes to make their collegiate debut in 2017...One of 17 freshmen (14 redshirt, 3 true) to appear in 2017.

Georgia State (9/16): Made his collegiate debut...Closed out the game with the final knee to run out the clock.



SHANE SIMMONS 34
 Defensive End | 6-3 | 250
 Sophomore/Freshman
 Laurel, Md./DeMatha
 Major: Division of Undergraduate Studies

» 2017
Season: Appeared in 11 games...Made collegiate debut vs. Akron (9/2)... One of 24 student-athletes to make their collegiate debut in 2017...One of 17 freshmen (14 redshirt, 3 true) to appear in 2017.

Akron (9/2): Made collegiate debut...Logged his first career stop, a combined tackle for loss with Brandon Smith in the fourth quarter...One of 10 Penn Staters to register their first career tackles in the game...Was a part of a defense that logged 14.0 tackles for loss, the most since recording 15.0 vs. Temple in 2015. **Georgia State (9/16):** Had one tackle. **Indiana (9/30):** Contributed one quarterback hurry. **at Northwestern (10/7):** Totaled a career-best four tackles...Logged his first career solo tackle for loss in the second quarter...Part of an defensive line that earned the coaching staff's Defensive Player of the Week. **at Ohio State (10/28):** Logged one tackle. **at Michigan State (11/4):** Totaled three tackles... Had his first career sack on a solo takedown of Brian Lewerke in the third quarter. **Rutgers (11/11):** Made three tackles, including a solo tackle for loss.

» 2017 GAME-BY-GAME

Tackles (Solo-Assisted-Total)

AKRON 0-1-1; PITTSBURGH 0-0-0; GEORGIA STATE 1-0-1; at Iowa 0-0-0; INDIANA 0-0-0; at Northwestern 2-2-4; MICHIGAN 0-0-0; at Ohio State 1-0-1; at Michigan State 1-2-3; RUTGERS 1-2-3; NEBRASKA 0-0-0.

» SIMMONS' CAREER STATISTICS & GAME HIGHS

	UA-A	TK	FF	FR	I	PBU	SACK	TFL
2016	-	-	-	-	-	-	-	-
2017	6-7	13	-	-	-	-	1.0-1	3.5-10
CAREER	7-7	13	-	-	-	-	1.0-1	3.5-10

Tackles 4; at Northwestern, 10/7/17
 Tackles for Loss 1.0; Three Times: Last Rutgers, 11/11/17
 Sacks 1.0; at Michigan State, 11/4/17



ZACH SIMPSON 64
 Offensive Line | 6-3 | 301
 Junior/Sophomore
 Hollidaysburg, Pa./Hollidaysburg Area
 Major: Economics

» 2017
Season: Appeared in 11 games.

Akron (9/2): Appeared on special teams and offense. **Pittsburgh (9/9):** Appeared on special teams. **Georgia State (9/16):** Appeared on special teams. **at Iowa (9/23):** Appeared in special teams. **Indiana (9/30):** Saw time on special teams. **at Northwestern (10/7):** Logged snaps on special teams. **Michigan (10/21):** Appeared on special teams. **at Ohio State (10/28):** Appeared on special teams. **at Michigan State (11/4):** Saw time on special teams. **Rutgers (11/11):** Appeared on special teams. **Nebraska (11/18):** Appeared on offense and special teams.



BRANDON SMITH 47
 Linebacker | 6-0 | 227
 Graduate/Senior
 Winfield, Pa./Lewisburg
 Major: Health Policy & Administration (2nd degree)

» 2017
Awards: Earned CoSIDA Academic All-District...Selected to the 2017 Allstate AFCA Good Works Team...Named a semifinalist for the William V. Campbell Trophy, awarded by the National Football Foundation, which recognizes an individual as the absolute best football scholar-athlete in the nation...Selected as a semifinalist for the inaugural Jason Witten Collegiate Man of the Year award.

Season: Appeared in 11 games with two starts.

Akron (9/2): Made four tackles...Totaled 1.0 tackle for loss...Combined with Koa Farmer on a second-quarter tackle for loss...Teamed with Shane Simmons on a fourth-quarter tackle behind the line of scrimmage... Was a part of a defense that logged 14.0 tackles for loss, the most since recording 15.0 vs. Temple in 2015...Part of a defense that logged a season-opening shutout for the first time since 2007 (FIU, 59-0). **Pittsburgh (9/9):** Had one tackle. **Georgia State (9/16):** Made three stops...Had a tackle on punt coverage, a stop for no gain and a solo tackle for loss in the contest. **at Iowa (9/23):** Made two tackles, including a touchdown-saving tackle to end the third quarter...Also had one tackle on kickoff coverage. **Indiana (9/30):** Ranked third on the team with seven tackles. **at Northwestern (10/7):** Had five tackles. **Michigan (10/21):** Made one stop. **at Ohio State (10/28):** Posted one tackle. **at Michigan State (11/4):** Made two tackles. **Rutgers (11/11):** Made the start and posted 10 stops...Part of a defense that allowed just 43 passing yards, the fewest in a game since giving up 32 vs. Army (2015)...The 43 passing yards are the fewest allowed by Penn State in Big Ten play...Held Rutgers to just seven pass completions, the second-fewest allowed by the Nittany Lions in a Big Ten game. **Nebraska (11/18):** Piled up 13 stops for his third-career double-digit tackle game.

» 2017 GAME-BY-GAME

Tackles (Solo-Assisted-Total)

AKRON 0-4-4; PITTSBURGH 0-1-1; GEORGIA STATE 3-1-4; at Iowa 2-0-2; INDIANA 0-7-7; at Northwestern 1-4-5; MICHIGAN 0-1-1; at Ohio State 1-0-1; at Michigan State 1-1-2; RUTGERS 4-6-10; NEBRASKA 3-10-13.

» SMITH'S CAREER STATISTICS & GAME HIGHS

	UA-A	TK	FF	FR	I	PBU	SACK	TFL
2014	-	-	-	-	DNP	-	-	-
2015	0-1	1	-	-	-	-	-	-
2016	21-33	54	-	-	2	3	0.5-2	4.0-7
2017	15-35	50	-	-	-	-	-	2.0-3
CAREER	36-69	105	-	-	2	3	0.5-2	6.0-10

Tackles 14; Maryland, 10/8/16
 Sacks 0.5; at Rutgers, 11/19/16
 Tackles for Loss 1.0; Four Times: Last Georgia State, 9/16/17
 Interceptions 1; Twice: Last at Purdue, 10/29/16
 Pass Breakups 1; Three Times: Last at Indiana, 11/12/16



TOMMY STEVENS 2
 Quarterback | 6-4 | 224
 Junior/Sophomore
 Indianapolis, Ind./Decatur Central
 Major: Telecommunications

» 2017
Season: Appeared in seven games...Has seen time at quarterback, running back and wide receiver.

Akron (9/2): Completed 3-of-6 passes for 42 yards, which are all career highs...Connected with DaeSean Hamilton on a 26-yard completion...Rushed four times for 16 yards and one touchdown...Scored on a 5-yard touchdown run in the fourth quarter...Caught his first career pass for 7 yards. **Pittsburgh (9/9):** Made one catch for 1 yard. **Georgia State (9/16):** Caught and threw a touchdown pass, becoming the first Nittany Lion since Christian Hackenberg (2015; Illinois) to both throw and catch a touchdown pass in the same game...Completed 2-of-4 passes for 43 yards and a touchdown pass...Rushed twice for 2 yards...Caught two passes for 19 yards, including a 10-yard touchdown grab to open the scoring in the first quarter...His 35-yard scoring strike to Saeed Blacknall was the first of his career and a career-long pass. **at Northwestern (10/7):** Caught his second career touchdown pass in a second quarter, a 10-yard pass from Trace McSorley...Made two catches in the game for 8 yards...Rushed three times for 17 yards...Set career highs in passing attempts (7) and completions (4). **Michigan (10/21):** Rushed once for 11 yards...Did not attempt a pass, seeing time at quarterback in the fourth quarter. **Rutgers (11/11):** Appeared on offense at running back and wide receiver. **Nebraska (11/18):** Completed 2-of-3 passes for 21 yards and one touchdown...Connected with Nick Bowers for a touchdown in the fourth quarter...Rushed five times for 31 yards...Caught two passes for 22 yards.

» 2017 GAME-BY-GAME

Passing (Comp-Att-Yds-TD-INT)

AKRON 3-6-42-0-0; PITTSBURGH 0-0-0-0-0; GEORGIA STATE 2-4-43-1-0; at Iowa DNP; INDIANA DNP; at Northwestern 4-7-41-0-0; MICHIGAN 0-0-0-0-0; at Ohio State DNP; at Michigan State DNP; RUTGERS 0-0-0-0-0; NEBRASKA 2-3-21-1-0.

» STEVENS' CAREER PASSING STATISTICS & GAME HIGHS

	C-A	Yds.	%	TD-INT	YPG	LG
2016	2-3	36	66.7	-	5.1	26
2017	11-20	147	55.0	2-0	21.0	35
CAREER	13-23	183	56.5	2-0	13.1	35

Pass Completions 4; at Northwestern, 10/7/17
Pass Attempts 7; at Northwestern, 10/7/17
Passing Yards 43; Georgia State, 9/16/17
Passing Touchdowns 1; Twice: Last Nebraska, 11/18/17
Long Pass 35 yards; Georgia State, 9/16/17

» 2017 GAME-BY-GAME

Rushing (Carries-Yards-TD)

AKRON 4-16-1; PITTSBURGH 0-0-0; GEORGIA STATE 2-2-0; at Iowa DNP; INDIANA DNP; at Northwestern 3-17-0; MICHIGAN 1-11-0; at Ohio State DNP; at Michigan State DNP; RUTGERS 0-0-0; NEBRASKA 5-31-0.

Receiving (Receptions-Yards-TD)

AKRON 1-7-0; PITTSBURGH 1-1-0 GEORGIA STATE 2-19-1; at Iowa DNP; INDIANA DNP; at Northwestern 2-8-1; MICHIGAN 0-0-0; at Ohio State DNP; at Michigan State DNP; RUTGERS 0-0-0; NEBRASKA 2-22-0.

» STEVENS' CAREER OFFENSIVE STATISTICS & GAME HIGHS

SEASON	Att.-Yds.	Avg.	TD	LG	Rec.-Yds.	Avg.	TD	LG
2016	21-198	9.4	2	45	-	-	-	-
2017	15-77	5.1	1	20	8-57	7.1	2	13
CAREER	36-275	7.6	3	45	8-57	7.1	2	13

Rushing Attempts 6; at Rutgers, 11/19/16
Rushing Yards 70; Iowa, 11/15/16
Rushing Touchdowns 1; Three Times: Last Akron, 9/2/17
Longest Rush 45 yards; Iowa, 11/15/16

Receptions 2; Three Times: Last Nebraska, 11/18/17
Receiving Yards 22; Nebraska, 11/18/17
Receiving Touchdowns 1; Twice: Last at Northwestern, 10/7/17
Longest Reception 13 yards; Nebraska, 11/18/17

All-Purpose Yards 70; Iowa, 11/15/16
Total Offense 70; Iowa, 11/15/16



GARRETT TAYLOR 17
 Safety | 6-0 | 197
 Junior/Sophomore
 Richmond, Va./Saint Christopher's
 Major: Advertising & Public Relations (Smeal Business Cert.)

» 2017
Season: Appeared in 11 games...Recovered his first career fumble vs. Rutgers (11/11).

Akron (9/2): Had one tackle...Tied a career high with one pass breakup. **Pittsburgh (9/9):** Made a career-high two stops...Joined Irvin Charles and Nick Scott as the coaching staff's Co-Special Teams Player of the Week. **at Iowa (9/23):** Made one tackle on punt coverage. **Indiana (9/30):** Made one tackle on punt coverage. **Michigan (10/21):** Appeared on special teams. **at Ohio State (10/28):** Logged his lone stop on punt coverage. **at Michigan State (11/4):** Saw time on special teams. **Rutgers (11/11):** Recovered his first career fumble on the opening kickoff of the second half...Recovered a fumble for Penn State's lone turnover, making it 11-straight games, which was the longest streak since a 29-game stretch from 2007-09. **Nebraska (11/18):** Totaled a career-high three tackles.

» 2017 GAME-BY-GAME

Tackles (Solo-Assisted-Total)

AKRON 0-1-1; PITTSBURGH 2-0-2; GEORGIA STATE 0-0-0; at Iowa 1-0-1; INDIANA 0-1-1; at Northwestern 0-0-0; MICHIGAN 0-0-0; at Ohio State 1-0-1; at Michigan State 0-0-0; RUTGERS 0-0-0; NEBRASKA 0-3-3.

» TAYLOR'S CAREER STATISTICS & GAME HIGHS

	UA-A	TK	FF	FR	I	PBU	SACK	TFL
2016	1-1	2	-	-	-	1	-	-
2017	4-5	9	-	1	-	1	-	-
CAREER	5-6	11	-	1	-	2	-	-

Tackles 3; Nebraska, 11/18/17
Fumble Recoveries 1; Rutgers, 11/11/17
Pass Breakups 1; Twice: Last Akron, 9/2/17



JOHNATHAN THOMAS 20
 Running Back | 5-11 | 216
 Senior/Junior
 Peabody, Mass./St. John's Prep
 Major: Sociology

» 2017
Season: Appeared in six games.

Georgia State (9/16): Made his first career tackle...Combined with Frank Di Leo on a fourth-quarter stop on special teams. **at Iowa (9/23):** Made one tackle on kickoff coverage. **at Northwestern (10/7):** Saw time on special teams. **at Michigan State (11/4):** Saw time on special teams. **Rutgers (11/11):** Had one stop on kickoff coverage. **Nebraska (11/18):** Made his lone stop on kickoff coverage.

» 2017 GAME-BY-GAME

Tackles (Solo-Assisted-Total)

AKRON DNP; PITTSBURGH DNP; GEORGIA STATE 0-1-1; at Iowa 1-0-1; INDIANA DNP; at Northwestern 0-0-0; MICHIGAN DNP; at Ohio State DNP; at Michigan State 0-0-0; RUTGERS 0-1-1; NEBRASKA 0-1-1.

» THOMAS' CAREER STATISTICS & GAME HIGHS

	UA-A	TK	FF	FR	I	PBU	SACK	TFL
2015	-	-	-	-	-	-	-	-
2016	-	-	-	-	-	-	-	-
2017	1-3	4	-	-	-	-	-	-
CAREER	1-3	4	-	-	-	-	-	-

Tackles 1; Four Times: Last Nebraska, 11/18/17

NOTE: Has 11 career rushes for 42 yards.



DeANDRE THOMPKINS 3
 Wide Receiver | 5-11 | 189
 Senior/Junior
 Hubert, N.C./Swansboro
 Major: Psychology & Criminology

» CAREER NOTES AND RECORDS

NCAA: Ranks No. 13 among active FBS punt returners in punt return average (10.7)...Ranks tied for No. 20 on the active punt return for a touchdown list (1).

Game: Set a school record for punt return average in a game with 31.8 yard per return vs. Akron (9/2/17), besting Derrick Williams' mark of 31.7 vs. Temple (2006).

» 2017

Season: Appeared in 11 games with eight starts...Became the first Penn Stater to return a punt for a touchdown since Derrick Williams at Wisconsin in 2008...Was the first punt return touchdown by a Nittany Lion at Beaver Stadium since Williams did so vs. Notre Dame in 2007.

Rankings: Ranks No. 3 nationally and leads the Big Ten in punt return average (14.7 ypr)...Tied for No. 10 national and No. 2 in the Big Ten in punt return touchdowns (1)...Sits No. 76 in the FBS and No. 6 in the Big Ten in yards per reception (15.48).

Akron (9/2): Caught two passes for 29 yards...Returned four punts for 127 yards and one touchdown...His first-quarter punt return for a touchdown was the opening score of the game and first Penn State punt return for a touchdown since 2008 (Derrick Williams; at Wisconsin)...Was the first punt return for a touchdown by a Nittany Lion at Beaver Stadium since 2007 (Williams; Notre Dame)...Set a career high with 156 all-purpose yards...Named the coaching staff's Special Teams Player of the Week. **Pittsburgh (9/9):** Made one catch for 12 yards...Returned three punts for 31 yards...Had a long return of 16 yards. **Georgia State (9/16):** Caught three passes for 25 yards, all coming on Penn State's first scoring drive...Returned three punts for 44 yards, including a long return of 27 yards. **at Iowa (9/23):** Caught two passes for 14 yards...Returned one punt for 4 yards. **Indiana (9/30):** Made two grabs for 53 yards...Both catches went for first downs on Penn State scoring drives. **at Northwestern (10/7):** Totaled 57 yards on a game-high-tying and career-high six receptions...Returned three punts for 33 yards...Had a long punt return of 32 yards in the fourth quarter. **Michigan (10/21):** Returned two punts for 20 yards...Had a long return of 18 yards. **at Ohio State:** Hauled in two passes for 49 yards...Made a 37-yard touchdown catch that was initially ruled an interception, but was overturned and ruled a touchdown catch upon review. **at Michigan State (11/4):** Caught four passes for a career-high 102 yards to account for his first career 100-yard receiving game...Hauled in a 70-yard touchdown catch to end the third quarter, tying for his longest career receptions (Maryland, 2016)...Teamed with DaeSean Hamilton (112 yards) as the first Penn State duo to log 100 receiving yards in the same game since the 2016 Big Ten Championship Game. **Rutgers (11/11):** Returned two punts for 10 yards. **Nebraska (11/18):** His lone catch went for 15 yards and a touchdown in the second quarter...Returned one punt for 10 yards.

» 2017 GAME-BY-GAME

Receiving (Receptions-Yards-TD)

AKRON 2-29-0; PITTSBURGH 1-12-0; GEORGIA STATE 3-25-0; at Iowa 2-14-0; INDIANA 2-53-0; at Northwestern 6-57-0; MICHIGAN 0-0-0; at Ohio State 2-49-1; at Michigan State 4-102-1; RUTGERS 0-0-0; NEBRASKA 1-15-1.

» THOMPKINS' CAREER OFFENSIVE STATISTICS & GAME HIGHS

	Att.-Yds.	Avg.	TD	LG	Rec.-Yds.	Avg.	TD	LG
2015	5-12	2.4	1	6	3-33	11.0	-	31
2016	-	-	-	-	27-440	16.3	1	70
2017	-	-	-	-	23-356	15.5	3	70
CAREER	5-12	2.4	1	6	53-829	15.7	4	70

Rush Attempts 2; Twice: Last Indiana, 10/10/15
Rush Yards 11; Indiana, 10/10/15
Rushing Touchdowns 1; Rutgers, 9/19/15
Long Rush 6 yards; Indiana, 10/10/15

Receptions 6; Northwestern, 10/7/17
Receiving Yards 102; at Michigan State, 11/4/17
Receiving Touchdowns 1; Four Times: Last Nebraska, 11/18/17
Long Reception 70 yards; Twice: Last at Michigan State, 11/4/17

» 2017 GAME-BY-GAME

Punt Returns (Returns-Yards-TD-YPR)

AKRON 4-127-1-31.8; PITTSBURGH 3-31-0-10.3; GEORGIA STATE 3-44-0-14.7; IOWA 1-4-0-4.0; INDIANA 0-0-0-0.0; at Northwestern 3-33-0-11.0; MICHIGAN 2-20-0-10.0; at Ohio State 0-0-0-0.0; at Michigan State 0-0-0-0.0; RUTGERS 2-10-0-4.0; NEBRASKA 1-10-0-10.0

» THOMPKINS' CAREER PUNT RETURN STATISTICS & GAME HIGHS

	No.	Yds.	Avg.	TD	LG
2015	23	178	7.7	0	58
2016	1	2	2.0	0	2
2017	19	279	14.7	1	61
CAREER	43	459	10.7	1	61

Punt Returns 5; Indiana, 10/10/15
Punt Return Yards 127; Akron, 9/2/17
Long Punt Return 61 yards; Akron, 9/2/17
Total Offense Yards 91; Maryland, 10/8/16
All-Purpose Yards 156; Akron, 9/2/17

NOTE: Owns one kickoff return for five yards (vs. Iowa, 11/5/16).



SHAKA TONEY

18

Defensive End | 6-3 | 218
 Sophomore/Freshman
 Philadelphia, Pa./Imhotep Charter
 Major: Division of Undergraduate Studies

» 2017

Awards: Earned *Pro Football Focus* Big Ten Team of the Week honors on Sept. 19 after a 2.0-tackles for loss and 1.0-sack effort vs. Georgia State... Garnered *Pro Football Focus* Big Ten Team of the Week honors on Oct. 10 after a 2.0-sack effort that included a fumble at Northwestern.

Season: Appeared in 11 games...Made collegiate debut vs. Akron (9/2)... One of 24 student-athletes to make their collegiate debut in 2017...One of 17 freshmen (14 redshirt, 3 true) to appear in 2017.

Akron (9/2): Made collegiate debut...Totaled two tackles...Logged his first career stop in the third quarter on a solo tackle for loss...One of 10 Penn Staters to register their first career tackles in the game...Was a part of a defense that logged 14.0 tackles for loss, the most since recording 15.0 vs. Temple in 2015. **Pittsburgh (9/9):** Made one tackle...Combined with Kevin Givens on a fourth-quarter tackle for loss. **Georgia State (9/16):** Posted four tackles, none of which gained yardage...Logged his first career sack, a combined effort with Manny Bowen, and forced a fumble by Georgia State quarterback Conner Manning to fumble, a fumble that was recovered by Penn State...Had a solo tackle for loss in the second quarter...Combined with Antonio Shelton for a fourth-quarter sack. **Indiana (9/30):** Made one tackle. **at Northwestern (10/7):** Both of his tackles were solo takedowns for sacks of Clayton Thorson... Forced his second career fumble on a back-side sack of Thorson in the first quarter, which lead to Penn State's opening score. **Michigan (10/21):** Made three tackles...Had a solo sack of John O'Korn for a loss of 9 yards on fourth-and-13 to end Michigan's final offensive series...Part of an defensive line that earned the coaching staff's Defensive Player of the Week. **at Ohio State (10/28):** Had two tackles. **at Michigan State (11/4):** Made three stops. **Nebraska (11/18):** Had two tackles.

» 2017 GAME-BY-GAME

Tackles (Solo-Assisted-Total)

AKRON 1-1-2; PITTSBURGH 0-1-1; GEORGIA STATE 2-2-4; at Iowa 0-0-0; INDIANA 0-1-1; at Northwestern 2-0-2; MICHIGAN 1-2-3; at Ohio State 1-1-2; at Michigan State 0-3-3; RUTGERS 0-0-0; NEBRASKA 1-1-2.

» TONEY'S CAREER STATISTICS & GAME HIGHS

	UA-A	TK	FF	FR	I	PBU	SACK	TFL
2016	-	-	-	-	-	-	-	-
2017	8-12	20	2	-	-	-	4.0-31	6.5-39
CAREER	8-12	20	2	-	-	-	4.0-31	6.5-39

Tackles 4; Georgia State, 9/16/17
Tackles for Loss 2.0; Twice: Last at Northwestern, 10/7/17
Sacks 2.0; at Northwestern, 10/7/17
Forced Fumble 1; Twice: Last at Northwestern, 10/7/17



KYLE VASEY

96

Long Snapper | 6-2 | 237
 Senior/Junior
 Hawley, Pa./Wallenpaupack
 Major: Rehabilitation & Human Services

» 2017

Season: Started 11 games at long snapper...Made collegiate debut vs. Akron (9/2)...One of 24 student-athletes to make their collegiate debut in 2017...Brother, Dan, joined the team as a walk-on in mid-September.

Akron (9/2): Made collegiate debut. **Pittsburgh (9/9):** Handled all of the snapping duties on placements. **Georgia State (9/16):** Handled all of the snapping duties on placements. **at Iowa (9/23):** Appeared on special teams, handing snapping on all placements. **Indiana (9/30):** Handled all of the snapping duties on placements. **at Northwestern (10/7):** Snapped on all placements. **Michigan (10/21):** Handled snapping on all placements. **at Ohio State (10/28):** Snapped on all placements. **at Michigan State (11/4):** Handled snapping on all placements. **Rutgers (11/11):** Snapped on all placements. **Nebraska (11/18):** Appeared on special teams, handing snapping on all placements...Made his first career tackle on punt coverage.

NOTE: Has one career tackle on punt coverage vs. Nebraska (2017).



JASON VRANIC

51

Linebacker | 6-0 | 222
 Senior/Senior
 Wheatfield, N.Y./Niagara-Wheatfield
 Major: Kinesiology

» 2017

Season: Appeared in two games...Made Penn State debut vs. Akron (9/2)...One of 24 student-athletes to make their collegiate debut in 2017.

Akron (9/2): Made Penn State debut. **Georgia State (9/16):** Made one tackle, a fourth-quarter solo stop.

» 2017 GAME-BY-GAME

Tackles (Solo-Assisted-Total)

AKRON 0-0-0; PITTSBURGH DNP; GEORGIA STATE 1-0-1; at Iowa DNP; INDIANA DNP; at Northwestern DNP; MICHIGAN DNP; at Ohio State DNP; at Michigan State DNP; RUTGERS 0-0-0; NEBRASKA 0-0-0.

» VRANIC'S CAREER STATISTICS & GAME HIGHS

	UA-A	TK	FF	FR	I	PBU	SACK	TFL
2016	-	-	-	-	-	-	-	-
2017	1-0	1	-	-	-	-	-	-
CAREER	1-0	1	-	-	-	-	-	-

Tackles 1; Georgia State, 9/16/17



LAMONT WADE

38

Cornerback | 5-9 | 193
 Freshman/Freshman
 Clairton, Pa./Clairton
 Major: Division of Undergraduate Studies

» 2017

Season: Appeared in 10 games...Made collegiate debut vs. Akron (9/2)... One of 24 student-athletes to make their collegiate debut in 2017...One of 17 freshmen (14 redshirt, 3 true) to appear in 2017...Forced his first career fumble on a kickoff return vs. Rutgers (11/11).

Akron (9/2): Logged his first career tackle on special teams...One of 10 Penn Staters to register their first career tackles in the game. **Pittsburgh (9/9):** Made two stops. **Georgia State (9/16):** Posted a career-high five tackles, including four solo...Made four stops on defense and one on kickoff coverage. **Indiana (9/30):** Notched two tackles, including one on kickoff coverage...Added his first career pass breakup. **Michigan (10/21):** Had four tackles...Added one pass breakup. **at Ohio State (10/28):** Made one tackle on kickoff coverage. **at Michigan State (11/4):** Totaled two tackles, including one on kickoff coverage. **Rutgers (11/11):** Forced his first career fumble on the opening kickoff of the second half, which was recovered by Garrett Taylor...Added four tackles, including one on kickoff coverage...Forced Penn State's lone turnover, making it 11-straight

games, which was the longest streak since a 29-game stretch from 2007-09. **Nebraska (11/18):** Totaled a career-high-tying five tackles.

» 2017 GAME-BY-GAME


Tackles (Solo-Assisted-Total)

AKRON 0-1-1; PITTSBURGH 2-0-2; GEORGIA STATE 4-1-5; at Iowa 0-0-0; INDIANA 1-1-2; at Northwestern DNP; MICHIGAN 2-2-4; at Ohio State 0-1-1; at Michigan State 1-1-2; RUTGERS 1-3-4; NEBRASKA 0-5-5.

» WADE'S CAREER STATISTICS & GAME HIGHS

	UA-A	TK	FF	FR	I	PBU	SACK	TFL
2017	11-15	26	1	-	-	3	-	-
CAREER	11-15	26	1	-	-	3	-	-

Tackles 5; Twice: Last Nebraska, 11/18/17
Forced Fumbles 1; Rutgers, 11/11/17
Pass Breakups 1; Three Times: Last Nebraska, 11/18/17



ROBERT WINDSOR

54

Defensive Tackle | 6-4 | 295
 Junior/Sophomore
 Fond Du Lac, Wis./Fond Du Lac
 Major: Telecommunications

» 2017

Awards: Earned a spot on the *Pro Football Focus* Big Ten Team of the Week following three stops and a sack vs. Nebraska.

Season: Appeared in 11 games.

Rankings: Tied for No. 18 nationally and No. 2 in the Big Ten in fumble recoveries (2).

Akron (9/2): Tied a career high with four stops and 0.5 tackle for loss... Combined with Ryan Buchholz on a first-quarter tackle behind the line of scrimmage...Was a part of a defense that logged 14.0 tackles for loss, the most since recording 15.0 vs. Temple in 2015...Part of a defense that logged a season-opening shutout for the first time since 2007 (FIU, 59-0). **Pittsburgh (9/9):** Made two tackles...Sacked Pittsburgh quarterback Ben DiNucci in the fourth quarter, forcing and recovering a fumble, to end the Panthers' final drive of the game...Part of a defense that piled up five sacks, its most since logging six last season vs. No. 2 Ohio State. **Georgia State (9/16):** Logged two stops. **at Iowa (9/23):** Made one stop. **Indiana (9/30):** Posted two tackles. **at Northwestern (10/7):** Tallied one stop...Added a quarterback hurry. **Michigan (10/21):** Totaled one tackle...Recovered his second career fumble in the fourth quarter, following the Christian Campbell strip-sack...Helped the defense for a turnover for the eighth-straight game...Part of an defensive line that earned the coaching staff's Defensive Player of the Week. **at Ohio State (10/28):** Made one tackle. **Rutgers (11/11):** Had two stops. **Nebraska (11/18):** Tallied three tackles...Had a solo quarterback takedown in the fourth quarter.

» 2017 GAME-BY-GAME

Tackles (Solo-Assisted-Total)

AKRON 1-3-4; PITTSBURGH 1-1-2; GEORGIA STATE 2-0-2; at Iowa 1-0-1; INDIANA 0-2-2; at Northwestern 0-1-1; MICHIGAN 0-1-1; at Ohio State 0-1-1; at Michigan State 0-0-0; Rutgers 0-2-2; NEBRASKA 1-2-3.

» WINDSOR'S CAREER STATISTICS & GAME HIGHS

	UA-A	TK	FF	FR	I	PBU	SACK	TFL
2016	9-14	23	-	-	-	-	1.0-6	1.5-6
2017	6-13	19	1	2	-	-	2.0-14	2.5-15
CAREER	15-27	42	1	2	-	-	3.0-20	4.0-21

Tackles 4; Twice: Last Akron, 9/2/17
Sacks 1.0; Twice: Last Nebraska, 11/18/17
Tackles For Loss 1.0; Twice: Last Nebraska, 11/18/17
Forced Fumbles 1; Pittsburgh, 9/9/17
Fumble Recoveries 1; Twice: Last Michigan, 10/21/17



CHASZ WRIGHT

77

Offensive Line | 6-7 | 345
 Senior/Junior
 Woodbridge, Va./Milford Academy
 Major: Telecommunications

» 2017

Season: Appeared in 10 games with seven starts.

Akron (9/2): Helped pave the way for 569 total yards...Cleared the way for Saquon Barkley's 174 rushing yards for his 11th career 100-yard rushing game...Protected Trace McSorley to the tune of 280 passing yards and two scoring throws...Didn't allow a sack or quarterback hurry...Part of the offensive line unit that was named the coaching staff's Offensive Player of the Week. **Pittsburgh (9/9):** Part of an offensive line that allowed just one sack...Blocked for 148 total rushing yards - including 88 from Saquon Barkley - and protected Trace McSorley to the tune of three touchdowns and 164 yards passing. **Georgia State (9/16):** Guided the offense to 526 yards of total offense, including Trace McSorley's sixth-career 300-yard passing game (309 yards) and his school-record fourth game with four-or-more touchdown passes...Helped Penn State score eight offensive touchdowns, coming from eight different Penn Staters...Saw Penn State eclipse the 30-point mark for the 10th-straight game, just the fifth streak of 10-or-more games in Big Ten history. **Indiana (9/30):** Helped protect Trace McSorley for his seventh career 300-yard passing game...Allowed the passing game time to find DaeSean Hamilton on nine occasions, which led to Hamilton breaking Penn State's career receptions record. **at Northwestern (10/7):** Protected quarterback Trace McSorley to the tune of 245 yards passing and cleared the way for Saquon Barkley's two touchdowns and game-high 75 rushing yards...Aided the team in piling up 381 yards of total offense to earn bowl eligibility. **Michigan (10/21):** Saw time on special teams. **at Ohio State (10/28):** Part of an offensive line that helped produce 283 yards...Protected Trace McSorley, who threw for 192 yards and two touchdowns, and rushed for 49 yards and a score...Helped the offense score 38 points, the most allowed by Ohio State since giving up 41 tallies to Michigan in 2013. **aat Michigan State (11/4):** Helped the offense post 466 yards of total offense, including 401 yards passing...Protected Trace McSorley to the tune of 381 yards passing and three touchdowns...Blocked for Saquon Barkley's game-high 63 rushing yards...Helped Penn State sustain a 12-play, 95-yard scoring drive - its longest in terms of yards and tied for the longest in terms of plays in 2017. **Rutgers (11/11):** Protected Trace McSorley to the tune of 16-of-21 passing for 214 yards and two touchdowns...Blocked for a pair of Saquon Barkley rushing scores and one McSorley touchdown scamper. **Nebraska (11/18):** Helped Penn State score 20 points for the 21st-consecutive game, breaking the previous school-record of 20 games from 1993-95...Helped the offense pile up 609 yards of total offense, its most since 1995 vs. Rutgers (661) and the third-most in a Big Ten game...Paved the way for 32 first downs, the fourth-most in Penn State history and most since gaining 35 first downs vs. Minnesota in 2005...Protected Trace McSorley in his ninth-career 300-yard passing game, throwing for 325 yards and three touchdowns...Opened lanes for Saquon Barkley's 158-yard, three-touchdown contest.



SCORING SUMMARY

Plays	Yds	Time	Result	Qtr.	Scoring Play	Plays	Yds	Time	Result	Qtr.	Scoring Play
AKRON (8)						at Michigan State (4)					
-	-	-	TD	1	Thompkins 61-yard punt return (Davis, T. kick)	7	92	3:00	TD	1	Hamilton 31-yard pass from McSorley (Davis, T. kick)
10	75	4:49	TD	1	Gesicki 13-yard pass from McSorley (Davis, T. kick)	9	75	2:46	TD	1	Blacknall 27-yard pass from McSorley (Davis, T. kick)
3	87	0:51	TD	2	McSorley 4-yard run (Davis, T. kick)	12	71	5:08	FG	3	Davis, T. 26-yard field goal
5	62	2:30	TD	2	Barkley 3-yard run (Davis, T. kick)	1	70	0:05	TD	3	Thompkins 70-yard pass from McSorley (Davis, T. kick)
5	45	1:51	TD	2	Barkley 30-yard run (Davis, T. kick)	RUTGERS (5)					
8	62	4:03	FG	3	Davis, T. 47-yard field goal	4	65	1:44	TD	2	McSorley 20-yard run (Davis, T. kick)
3	58	1:23	TD	3	Gesicki 2-yard pass from McSorley (Davis, T. kick)	7	74	3:26	TD	2	Hamilton 22-yard pass from McSorley (Davis, T. kick)
5	66	1:56	TD	4	Stevens 5-yard run (Davis, T. kick)	9	55	4:50	TD	3	Barkley 1-yard run (Davis, T. kick)
PITTSBURGH (6)						4	46	2:11	TD	3	Barkley 4-yard run (Davis, T. kick)
1	8	0:08	TD	1	Gesicki 13-yard pass from McSorley (Davis, T. kick)	9	62	5:00	TD	4	Gesicki 16-yard pass from McSorley (Davis, T. kick)
6	62	2:43	TD	1	Gesicki 10-yard pass from McSorley (Davis, T. kick)	NEBRASKA (8)					
1	46	0:09	TD	3	Barkley 46-yard pass from McSorley (Davis, T. kick)	3	74	0:57	TD	1	Barkley 65-yard run (Davis, T. kick)
6	78	2:32	TD	4	Barkley 8-yard run (Davis, T. kick)	7	66	3:29	TD	1	Barkley 1-yard run (Davis, T. kick)
--	--	--	Safety	4	Allen, Marcus	8	85	3:22	TD	2	McSorley 9-yard run (Davis, T. kick)
7	34	2:11	FG	4	Davis, T. 24-yard field goal	5	67	1:27	TD	2	Gesicki 9-yard pass from McSorley (Davis, T. kick)
GEORGIA STATE (8)						10	65	4:24	TD	2	Barkley 8-yard run (Davis, T. kick)
8	63	3:12	TD	1	Stevens 10-yard pass from McSorley (Davis, T. kick)	7	78	1:45	TD	2	Thompkins 15-yard pass from McSorley (Davis, T. kick)
3	83	0:58	TD	1	Barkley 85-yard pass from McSorley (Davis, T. kick)	10	79	3:29	TD	4	Gesicki 17-yard pass from McSorley (Davis, T. kick)
3	86	1:09	TD	2	Hamilton 27-yard pass from McSorley (Davis, T. kick)	6	75	2:31	TD	4	Bowers 15-yard pass from Stevens (Davis, T. kick)
1	29	0:09	TD	2	Sanders 29-yard run (Davis, T. kick)	at Iowa (5)					
4	25	2:02	TD	2	McSorley 8-yard run (Davis, T. kick)	11	66	5:06	FG	1	Davis, T. 19-yd field goal
6	55	2:45	TD	3	Polk 15-yard pass from McSorley (Davis, T. kick)	--	--	--	Safety	2	Miller, Shareef
4	42	1:45	TD	3	Blacknall 35-yard pass from McSorley (Davis, T. kick)	7	55	2:25	FG	2	Davis, T. 21-yard field goal
4	69	1:47	TD	4	Robinson 41-yard run (Davis, T. kick)	8	75	3:07	TD	3	Barkley 8-yard run (Davis, T. kick)
INDIANA (7)						12	80	1:42	TD	4	Johnson, Ju. 7-yard pass from McSorley (TEAM rush failed)
-	-	-	TD	1	Barkley 98-yard kickoff return (Davis, T. kick)	at Northwestern (5)					
6	39	2:45	TD	1	McSorley 1-yard run (Davis, T. kick)	8	49	3:35	TD	1	Davis, T. 21-yard field goal
-	-	-	TD	1	Scott 13-yard fumble recovery (Davis, T. kick)	5	52	2:11	TD	2	Stevens 10-yard pass from McSorley (Davis, T. kick)
9	73	4:28	TD	1	Hamilton 8-yard pass from McSorley (Davis, T. kick)	10	66	4:21	TD	3	Barkley 1-yard run (Davis, T. kick)
8	40	3:24	FG	3	Davis, T. 45-yard field goal	4	71	1:06	TD	3	Barkley 53-yard run (Davis, T. kick)
4	52	1:36	TD	3	Hamilton 24-yard pass from McSorley (Davis, T. kick)	11	54	3:53	TD	4	McSorley 5-yard run (Davis, T. kick)
5	73	2:20	TD	4	Hamilton 16-yard pass from Barkley (Davis, T. kick)	MICHIGAN (6)					
at Northwestern (5)						2	75	0:43	TD	1	Barkley 69-yard run (Davis, T. kick)
8	49	3:35	TD	1	Davis, T. 21-yard field goal	4	78	2:05	TD	1	Barkley 15-yard run (Davis, T. kick)
5	52	2:11	TD	2	Stevens 10-yard pass from McSorley (Davis, T. kick)	7	75	0:52	TD	2	McSorley 3-yard run (Davis, T. kick)
10	66	4:21	TD	3	Barkley 1-yard run (Davis, T. kick)	9	80	5:24	TD	3	McSorley 13-yard run (Davis, T. kick)
4	71	1:06	TD	3	Barkley 53-yard run (Davis, T. kick)	2	46	0:32	TD	4	Barkley 42-yard pass from McSorley (Davis, T. kick)
11	54	3:53	TD	4	McSorley 5-yard run (Davis, T. kick)	4	48	1:57	TD	4	McSorley 9-yard run (Davis, T. kick)
MICHIGAN (6)						at Ohio State (6)					
2	75	0:43	TD	1	Barkley 69-yard run (Davis, T. kick)	-	-	-	TD	1	Barkley 97-yard kickoff return (Davis, T. kick)
4	78	2:05	TD	1	Barkley 15-yard run (Davis, T. kick)	5	23	1:56	TD	1	Hamilton 13-yard pass from McSorley (Davis, T. kick)
7	75	0:52	TD	2	McSorley 3-yard run (Davis, T. kick)	7	81	3:20	TD	2	Barkley 36-yard run (Davis, T. kick)
9	80	5:24	TD	3	McSorley 13-yard run (Davis, T. kick)	2	23	1:08	TD	2	McSorley 6-yard run (Davis, T. kick)
2	46	0:32	TD	4	Barkley 42-yard pass from McSorley (Davis, T. kick)	10	70	4:09	TD	3	Thompkins 37-yard pass from McSorley (Davis, T. kick)
4	48	1:57	TD	4	McSorley 9-yard run (Davis, T. kick)	10	64	5:18	FG	4	Davis, T. 24-yard field goal



PENN STATE GAME-BY-GAME

	AKRON	PITT	GSU	at Iowa	IND	at NW	MICH	at OSU	at MSU	RUT	NEB	at UMD
First Downs	24	14	19	29	20	23	25	17	22	18	32	
Rushing	7	6	8	15	4	6	10	5	4	6	9	
Passing	14	7	11	14	15	14	12	9	17	11	18	
Penalty	3	1	--	--	1	3	3	3	1	1	5	
Net Yards Rushing	247	148	166	295	39	95	224	91	65	90	263	
Rushing Attempts	34	24	24	51	37	38	35	35	21	31	35	
Average Per Rush	7.3	6.2	6.9	5.8	1.1	2.5	6.4	2.6	3.1	2.9	7.5	
Rushing Touchdowns	4	1	3	1	1	3	5	2	--	3	4	
Yards Gained	266	173	184	314	86	156	253	140	84	123	267	
Yards Lost	19	25	18	19	47	61	29	49	19	33	4	
Net Yards Passing	322	164	360	284	331	286	282	192	401	214	346	
Completions	21	15	21	31	24	29	17	17	27	16	26	
Attempts	31	28	29	48	37	41	26	29	48	21	39	
Interceptions	1	1	--	1	1	--	1	--	3	--	--	
Yards Per Attempt	10.4	5.9	12.4	5.9	8.9	7.0	10.8	6.6	8.4	10.2	8.9	
Yards Per Completion	15.3	10.9	17.1	9.2	13.8	9.9	16.6	11.3	14.9	13.4	13.3	
Passing Touchdowns	2	3	5	1	3	1	1	2	3	2	4	
Total Offensive Yards	569	312	526	579	370	381	506	283	466	304	609	
Plays	65	52	53	99	74	79	61	64	69	52	74	
Yards Per Play	8.8	6.0	9.9	5.8	5.0	4.8	8.3	4.4	6.8	5.8	8.2	
Fumbles-Lost	--	1-0	2-0	2-1	--	--	--	--	--	--	1-1	
Penalties-Yards	5-45	1-15	5-45	8-90	2-7	3-30	1-10	9-73	7-86	4-20	5-39	
Punts-Yards	2-100	6-259	4-181	4-159	6-279	5-215	2-99	6-213	4-156	5-203	4-158	
Yards Per Punt	50.0	43.2	45.2	39.8	46.5	43.0	49.5	35.5	39.0	40.6	39.5	
Net Yards Per Punt	40.0	43.2	45.0	38.8	45.8	39.0	50.5	29.0	38.5	34.2	38.8	
Inside 20	--	4	3	3	4	3	--	1	2	3	2	
50+ Yard Kicks	1	--	1	1	3	1	1	1	1	1	1	
Touchbacks	1	--	--	--	--	1	--	--	--	1	--	
Fair Catch	--	2	1	2	2	2	--	1	2	2	--	
Kickoffs-Yards	9-561	3-348	9-581	4-256	8-514	6-381	7-437	7-434	5-315	6-345	9-561	
Yards Per Kickoff	62.3	64.0	64.6	64.0	64.2	63.5	62.0	62.0	63.0	57.5	62.3	
Net Yards Per Kickoff	42.7	46.0	44.1	41.0	41.5	41.8	39.1	38.9	38.0	43.8	42.4	
Touchbacks	4	3	6	1	6	3	2	1	1	--	3	
Punt Returns	5	3	4	1	--	3	2	--	--	2	2	
Yards	130	31	54	4	--	33	20	--	--	10	7	
Touchdowns	1	--	--	--	--	--	--	--	--	--	--	
Yards Per Return	26.0	10.3	13.5	4.0	--	11.0	10.0	--	--	5.0	3.5	
Kickoff Returns	1	2	1	4	1	--	1	7	2	1	5	
Yards	20	50	37	73	98	--	15	185	15	30	84	
Touchdowns	--	--	--	--	1	--	--	1	--	--	--	
Yards Per Return	20.0	25.0	37.0	18.2	98.0	--	15.0	26.4	7.5	30.0	16.8	
Interceptions	1	2	3	--	1	2	--	--	1	--	--	
Yards	--	43	54	--	17	--	--	--	--	--	--	
Touchdowns	--	--	--	--	--	--	--	--	--	--	--	
Fumble Recoveries	--	1	2	1	2	1	1	2	--	1	--	
Returns-Yards	--	--	--	--	2-17	--	--	1-26	--	--	--	
Touchdowns	--	--	--	--	1	--	--	--	--	--	--	
Miscellaneous Yards	--	--	--	(-7)	(-1)	--	--	--	--	--	--	
Possession Times	29:30	21:40	21:13	39:39	33:29	34:04	27:04	30:53	25:51	27:31	30:11	
1st Quarter	7:59	3:31	6:49	11:40	9:38	8:34	7:21	6:43	7:41	4:35	6:41	
2nd Quarter	7:03	4:38	5:33	7:50	8:23	5:41	7:08	8:40	5:54	6:42	11:34	
3rd Quarter	8:54	6:50	5:28	9:09	9:05	9:11	6:47	6:54	6:40	8:51	6:24	
4th Quarter	5:34	6:41	3:23	11:00	6:23	10:38	5:48	8:36	5:36	7:23	5:32	
3rd-Down Conversions	3-9	4-12	4-9	6-18	6-18	8-16	4-7	7-15	4-12	4-9	8-12	
4th-Down Conversions	1-2	--	--	3-4	1-1	0-1	0-1	0-1	1-2	--	--	
Red Zone Scoring	5-6	4-4	3-3	4-5	3-4	4-5	4-5	3-3	1-1	4-4	7-7	
Touchdowns	5	3	3	2	3	3	4	2	--	4	7	
Field Goals	--	1	--	2	--	1	--	1	1	--	--	
Sacks By-Yards	3-13	5-37	3-17	1-4	1-10	4-20	7-49	2-11	2-10	1-4	4-25	
PAT Kicks	7-7	4-4	8-8	1-1	6-6	4-4	6-6	5-5	3-3	5-5	8-8	
Field Goals	1-2	1-1	0-1	2-4	1-3	1-2	--	1-1	1-1	--	--	
Total Points	52	33	56	21	45	31	42	38	24	35	56	
Touchdowns Rushing	4	1	3	1	1	2	5	2	--	3	4	
Touchdowns Passing	2	3	5	1	3	1	1	2	3	2	4	
Touchdown Returns	1	--	--	--	1	--	--	1	--	--	--	
Other Touchdowns	--	--	--	--	1	--	--	--	--	--	--	
Safeties	--	1	--	1	--	--	--	--	--	--	--	
Kick PAT-Attempts	7-7	4-4	8-8	1-1	6-6	4-4	6-6	5-5	3-3	5-5	8-8	
2pt PAT-Attempts	--	--	--	0-1	--	--	--	--	--	--	--	
Field Goals-Attempts	1-2	1-1	0-1	2-4	1-3	1-2	--	1-1	1-1	--	--	
Points Off Turnovers	7	7	35	7	21	3	7	7	--	--	--	



OPPONENT GAME-BY-GAME

	AKRON	PITT	GSU	at Iowa	IND	at NW	MICH	at OSU	at MSU	RUT	NEB	at UMD
First Downs	12	24	21	11	19	15	16	27	25	10	21	
Rushing	4	12	10	3	10	6	8	10	4	8	4	
Passing	7	11	9	6	8	9	8	14	17	2	16	
Penalty	1	1	2	2	1	--	--	3	4	--	1	
Net Yards Rushing	73	155	150	82	177	67	103	201	74	157	67	
Rushing Attempts	34	45	49	23	47	30	42	39	24	39	26	
Average Per Rush	2.1	3.4	3.1	3.6	3.8	2.2	2.5	5.2	3.1	4.0	2.6	
Rushing Touchdowns	--	1	--	1	1	1	2	1	1	--	3	
Yards Gained	107	199	195	98	191	111	152	217	84	166	94	
Yards Lost	34	44	45	16	14	44	49	16	10	9	27	
Net Yards Passing	86	187	170	191	175	198	166	328	400	43	399	
Completions	14	24	18	12	15	23	16	33	33	7	26	
Attempts	29	41	32	22	32	43	28	39	56	20	41	
Interceptions	1	2	3	--	1	2	--	--	1	--	--	
Yards Per Attempt	3.0	4.6	5.3	8.7	5.5	4.6	5.9	8.4	7.1	2.2	9.7	
Yards Per Completion	6.1	7.8	9.4	14.7	11.7	8.6	10.4	9.9	12.1	6.1	15.3	
Passing Touchdowns	--	--	--	2	1	--	--	4	2	--	3	
Total Offensive Yards	159	342	320	273	352	265	269	529	474	200	466	
Plays	63	86	81	45	79	73	70	78	80	59	67	
Yards Per Play	2.5	4.0	4.0	6.1	4.5	3.6	3.8	6.8	5.9	3.4	7.0	
Fumbles-Lost	1-0	1-1	3-2	1-1	3-3	1-1	2-1	2-2	--	1-1	--	
Penalties-Yards	9-84	6-55	3-25	3-25	2-20	8-74	6-59	10-79	8-87	4-41	9-89	
Punts-Yards	11-435	5-222	7-258	7-288	8-305	8-296	6-233	3-130	6-232	6-249	8-339	
Yards Per Punt	39.5	44.4	36.9	41.1	38.1	37.0	38.8	43.3	38.7	41.5	42.4	
Net Yards Per Punt	27.7	38.2	29.1	40.6	35.6	32.9	35.5	43.3	35.3	39.8	41.5	
Inside 20	2	1	3	2	--	--	1	1	2	--	2	
50+ Yard Kicks	--	1	--	2	1	2	--	1	--	1	1	
Touchbacks	--	--	--	--	1	--	--	--	1	--	--	
Fair Catch	2	2	1	2	2	2	2	1	2	2	2	
Kickoffs-Yards	1-65	5-322	1-65	5-238	3-162	1-65	3-195	8-360	5-312	2-117	6-314	
Yards Per Kickoff	65.0	64.4	65.0	65.6	54.0	65.0	65.0	45.0	62.4	58.5	52.3	
Net Yards Per Kickoff	45.0	39.4	28.0	46.0	13.0	40.0	43.3	21.9	44.4	43.5	38.3	
Touchbacks	4	3	--	1	1	1	2	--	3	--	--	
Punt Returns	--	3	1	1	2	--	1	4	1	1	1	
Yards	--	0	1	4	4	--	(-2)	39	2	12	3	
Touchdowns	--	--	--	--	--	--	--	--	--	--	--	
Yards Per Return	--	0.0	1.0	4.0	2.0	--	(-2.0)	9.8	2.0	12.0	3.0	
Kickoff Returns	4	2	2	3	2	3	5	6	4	4	4	
Yards	77	33	34	67	32	55	113	137	100	82	104	
Touchdowns	--	--	--	--	--	--	--	--	--	--	--	
Yards Per Return	19.2	16.5	17.0	22.3	16.0	18.3	22.6	22.8	25.0	20.5	26.0	
Interceptions	1	1	--	1	1	--	1	--	3	--	--	
Yards	--	2	--	33	--	--	25	--	28	--	--	
Touchdowns	--	--	--	--	--	--	--	--	--	--	--	
Fumble Recoveries	--	--	--	1	--	--	--	--	--	--	1	
Returns-Yards	--	--	--	--	--	--	--	--	--	--	--	
Touchdowns	--	--	--	--	--	--	--	--	--	--	--	
Miscellaneous Yards	--	--	--	(-2)	--	--	--	--	--	--	--	
Possession Times	30:30	38:20	38:47	20:21	26:31	25:56	32:56	29:07	34:09	32:29	29:49	
1st Quarter	7:01	11:29	8:11	3:20	5:22	6:26	7:39	8:17	7:19	10:25	8:19	
2nd Quarter	7:57	10:22	9:27	7:10	6:37	9:19	7:52	6:20	9:06	8:18	3:26	
3rd Quarter	6:06	8:10	9:32	5:51	5:55	5:49	8:13	8:06	8:20	6:09	8:36	
4th Quarter	9:26	8:19	11:37	4:00	8:37	4:22	9:12	6:24	9:24	7:37	9:28	
3rd-Down Conversions	4-17	5-17	11-21	3-11	7-18	5-19	6-16	5-12	10-18	3-15	5-15	
4th-Down Conversions	--	3-4	--	--	1-2	2-4	2-4	0-1	0-1	2-4	1-1	
Red Zone Scoring	--	3-4	0-1	0-1	2-2	1-2	2-2	6-6	4-4	2-3	5-5	
Touchdowns	--	1	--	--	2	1	2	4	2	--	4	
Field Goals	--	2	--	--	--	--	--	2	2	2	1	
Sacks By-Yards	--	1-7	1-10	4-12	5-34	5-36	2-11	2-9	3-13	2-16	2-4	
PAT Kicks	--	--	--	1-1	2-2	1-1	1-2	3-3	3-3	--	5-5	
Field Goals	--	2-2	0-1	0-1	--	--	--	2-2	2-2	2-2	1-1	
Total Points	0	14	0	19	14	7	13	39	27	6	44	
Touchdowns Rushing	--	1	--	1	1	1	2	1	1	--	3	
Touchdowns Passing	--	--	--	2	1	--	--	4	2	--	3	
Touchdown Returns	--	--	--	--	--	--	--	--	--	--	--	
Other Touchdowns	--	--	--	--	--	--	--	--	--	--	--	
Safeties	--	--	--	--	--	--	--	--	--	--	--	
Kick PAT-Attempts	--	--	--	1-1	2-2	1-1	1-2	3-3	3-3	--	5-5	
2pt PAT-Attempts	--	1-1	--	0-2	--	--	--	0-2	--	--	--	
Field Goals-Attempts	--	2-2	0-1	0-1	--	--	--	2-2	2-2	2-2	1-1	
Points Off Turnovers	--	--	--	7	7	--	6	--	--	--	3	



INDIVIDUAL GAME-BY-GAME

RUSHING

(ATT-YDS-TD)	AKRON	PITT	GSU	at Iowa	IND	at NW	MICH	at OSU	at MSU	RUT	NEB	at UMD
Allen, Mark	DNP	DNP	2-9-0	--	DNP	2-4-0	1-5-0	DNP	DNP	DNP	DNP	
Barkley, Saquon	14-174-2	14-88-1	10-47-0	28-211-1	20-56-0	16-75-2	15-108-2	21-44-1	14-63-0	14-35-2	17-158-3	
Eury, Nick	DNP	DNP	1-4-0	DNP	DNP	DNP	DNP	DNP	DNP	DNP	DNP	
Hamilton, DaeSean	--	--	--	--	1-2-0	--	--	--	--	--	--	
McSorley, Trace	12-57-1	8-65-0	3-24-1	17-61-0	16-(-19)-1	16-(-1)-1	11-76-3	13-49-1	7-2-0	13-44-1	9-46-1	
Robinson, Andre	2-(-3)-0	--	2-39-1	4-19-0	--	1-0-0	--	--	DNP	--	--	
Sanders, Miles	1-16-0	1-(-3)-0	3-44-1	1-6-0	--	--	6-25-0	DNP	--	2-18-0	4-28-0	
Stevens, Tommy	4-16-1	--	2-2-0	DNP	DNP	3-17-0	1-11-0	DNP	DNP	--	5-31-0	
TEAM	1-(-2)-0	1-(-2)-0	1-(-3)-0	1-(-2)-0	--	--	1-(-1)-0	1-(-2)-0	--	2-(-7)-0	--	

RECEIVING

(REC-YDS-TD)	AKRON	PITT	GSU	at Iowa	IND	at NW	MICH	at OSU	at MSU	RUT	NEB	at UMD
Barkley, Saquon	3-54-0	4-45-1	4-142-1	12-94-0	4-51-0	2-9-0	3-53-1	4-23-0	3-33-0	1-20-0	6-66-0	
Blacknall, Saeed	--	--	3-64-1	1-6-0	1-18-0	4-74-0	1-4-0	1-21-0	1-27-1	2-14-0	1-22-0	
Bowers, Nick	DNP	DNP	DNP	DNP	DNP	0-0-0	DNP	DNP	DNP	0-0-0	1-15-1	
Charles, Irvin	--	--	--	--	--	--	--	--	1-4-0	--	DNP	
Gesicki, Mike	6-58-2	4-39-2	2-26-0	5-25-0	3-19-0	2-9-0	2-52-0	6-57-0	8-89-0	4-45-1	4-47-2	
Hamilton, DaeSean	3-74-0	3-45-0	3-44-1	2-46-0	9-122-3	2-35-0	6-115-0	1-13-1	7-112-1	3-40-1	4-42-0	
Holland, Jonathan	--	--	1-8-0	1-1-0	--	--	--	--	1-7-0	--	DNP	
Johnson, Juwan	4-84-0	1-4-0	2-17-0	7-92-1	4-63-0	6-43-0	3-30-0	3-29-0	2-27-0	5-78-0	5-105-0	
Pancoast, Tom	1-12-0	--	--	--	1-5-0	--	--	--	--	--	1-6-0	
Polk, Brandon	1-4-0	1-18-0	1-15-1	--	--	3-40-0	1-23-0	--	--	1-17-0	--	
Robinson, Andre	--	--	--	--	--	--	1-5-0	--	DNP	--	--	
Sanders, Miles	--	--	--	1-6-0	--	2-11-0	--	DNP	--	--	1-6-0	
Stevens, Tommy	1-7-0	1-1-0	2-19-1	DNP	DNP	2-8-1	--	DNP	DNP	--	2-22-0	
Thompkins, DeAndre	2-29-0	1-12-0	3-25-0	2-14-0	2-53-0	6-57-0	--	2-49-1	4-102-1	--	1-15-1	

PASSING

Trace McSorley

	C-A-I	Pct.	Yards	TD	Long	Sack-Yards	Efficiency
AKRON	18-25-1	72.0	280	2	43	--	184.5
PITTSBURGH	15-28-1	53.6	164	3	46	1-7	131.0
GEORGIA STATE	18-23-0	78.3	309	4	85	--	248.5
at Iowa	31-48-1	64.6	284	1	23	4-12	117.0
INDIANA	23-36-1	63.8	315	2	36	5-34	150.2
at Northwestern	25-34-0	73.5	245	1	38	4-29	143.8
MICHIGAN	17-26-1	65.4	282	1	42	2-11	161.5
at Ohio State	17-29-0	58.6	192	2	37	2-9	137.0
at Michigan State	26-47-3	55.3	381	3	70	3-13	131.7
RUTGERS	16-21-0	76.2	214	2	25	2-16	193.2
NEBRASKA	24-36-0	66.7	325	3	43	2-4	170.0
at Maryland							

NOTE: Saquon Barkley is 2-of-2 passing for 36 yards and a touchdown on the season.

Tommy Stevens

	C-A-I	Pct.	Yards	TD	Long	Sack-Yards	Efficiency
AKRON	3-6-0	50.0	42	--	26	--	108.80
PITTSBURGH	--	--	--	--	--	--	--
GEORGIA STATE	2-4-0	50.0	43	1	35	1-10	222.8
at Iowa						DNP	
INDIANA						DNP	
at Northwestern	4-7-0	57.1	41	--	16	1-7	106.3
MICHIGAN	--	--	--	--	--	--	--
at Ohio State						DNP	
at Michigan State						DNP	
RUTGERS	--	--	--	--	--	--	--
NEBRASKA	2-3-0	66.7	21	1	15	--	235.5
at Maryland							

NOTE: Billy Fessler was 1-of-2 passing for 8 yards vs. Georgia State (9/16)

KICKING & PUNTING

KICKOFFS

Season	KO	Total Yards	TB	OB	Kick Avg.	Returns	Rtn. Yds.	Yds./Rtn.
Davis, Tyler	71	4,465	30	5	62.8	--	--	--
Barbir, Alex	5	304	--	2	60.8	--	--	--
						39	834	21.4

Season	KO	Total Yards	TB	OB	Kick Avg.	Returns	Rtn. Yds.	Yds./Rtn.
AKRON	9	561	4	1	62.3	4	77	19.2
PITTSBURGH	6	384	3	1	64.0	2	33	16.5
GEORGIA STATE	9	581	6	1	64.6	2	34	17.0
at Iowa	4	256	1	--	64.0	3	67	22.3
INDIANA	8	514	6	--	64.2	2	32	16.0
at Northwestern	6	381	3	--	63.5	3	55	18.3
MICHIGAN	7	437	2	--	62.4	5	113	22.6
at Ohio State	7	464	1	--	62.0	6	137	22.8
at Michigan State	5	315	1	--	63.0	4	100	25.0
RUTGERS	6	345	--	2	57.5	4	82	20.5
NEBRASKA	9	561	3	2	62.3	4	104	26.0
at Maryland								

PUNTING

Season	No.	Total Yds	Avg.	Long	I20	50+	TB	FC	Blk
Gillikin, Blake	46	1,977	42.9	57	24	12	3	14	1
Pasquariello, Daniel	1	45	45.0	45	1	--	--	--	--

Game	No.	Total Yds	Avg.	Long	I20	50+	TB	FC	Blk
AKRON	2	100	50.0	56	--	1	1	--	--
PITTSBURGH	6	259	43.2	49	4	--	--	2	--
GEORGIA STATE	4	181	45.2	52	3	1	--	1	--
at Iowa	4	159	39.8	52	3	1	--	2	--
INDIANA	6	279	46.5	57	4	3	--	2	--
at Northwestern	5	215	43.0	50	3	1	1	2	--
MICHIGAN	2	99	49.5	56	--	1	--	--	--
at Ohio State	5	213	42.6	57	1	1	--	1	1
at Michigan State	4	156	39.0	52	2	1	--	1	--
RUTGERS	5	203	40.6	53	3	1	1	2	--
NEBRASKA	4	158	39.5	56	2	1	--	--	--
at Maryland									



INDIVIDUAL GAME-BY-GAME

TACKLES

(UT-AT)	UT-AT	TT	AKRON	PITT	GSU	at Iowa	IND	at NW	MICH	at OSU	at MSU	RUT	NEB	at UMD
Cabinda, Jason	28-52	80	0-3	4-4	3-1	3-3	6-8	3-2	2-10	3-4	0-4	2-9	2-4	
Allen, Marcus	36-24	60	0-3	9-3	2-1	4-1	2-4	2-3	2-4	9-1	2-3	3-0	1-1	
Bowen, Manny	22-29	51	1-4	3-1	4-2	2-0	1-7	2-2	2-4	7-2	0-7	DNP	DNP	
Smith, Brandon	15-35	50	0-4	0-1	3-1	2-0	0-7	1-4	0-1	1-0	1-1	4-6	3-10	
Apke, Troy	33-17	50	1-2	3-2	2-1	3-1	2-2	5-0	3-1	6-2	5-3	2-0	1-3	
Farmer, Koa	18-27	45	0-2	4-4	1-0	0-2	0-4	4-0	1-6	3-4	4-4	0-1	1-0	
Campbell, Christian	22-15	37	0-2	3-1	2-0	3-0	2-2	3-1	3-1	3-3	1-3	-	2-2	
Haley, Grant	21-12	33	1-0	3-1	1-1	1-0	2-2	2-1	3-1	4-1	3-2	0-1	1-2	
Miller, Shareef	17-14	31	0-1	2-1	3-0	5-0	1-3	2-2	0-2	3-2	1-0	0-1	0-2	
Scott, Nick	14-16	30	0-2	4-4	2-1	-	1-1	2-0	0-3	2-1	0-1	2-2	1-1	
Oruwariye, Amani	18-8	26	1-2	3-0	DNP	DNP	1-1	1-0	3-1	4-1	1-1	0-1	4-1	
Wade, Lamont	11-15	26	0-1	2-0	4-1	-	1-1	DNP	2-2	0-1	1-1	1-3	0-5	
Brown, Cam	12-13	25	2-2	1-1	DNP	1-1	1-3	1-0	2-1	1-1	2-1	0-2	1-1	
Cothren, Parker	8-16	24	0-1	0-2	0-2	1-0	2-2	0-3	1-3	1-0	1-2	2-0	0-1	
Toney, Shaka	8-12	20	1-1	0-1	2-2	-	0-1	2-0	1-2	1-1	0-3	-	1-1	
Windsor, Robert	6-13	19	1-3	1-1	2-0	1-0	0-2	0-1	0-1	0-1	-	0-2	1-2	
Buchholz, Ryan	6-11	17	2-2	2-0	1-1	-	0-2	0-3	1-3	-	INJ	INJ	INJ	
Givens, Kevin	6-10	16	0-1	0-1	1-0	-	1-0	-	1-3	-	1-3	1-1	1-1	
Chavis, Tyrell	5-11	16	2-3	-	0-1	-	-	-	0-1	1-2	1-2	0-2	1-0	
Cothran, Curtis	6-10	16	0-3	0-2	-	3-0	-	1-1	1-1	1-1	-	0-2	-	
Gross-Matos, Yetur	4-12	16	1-1	1-0	0-1	-	1-2	-	0-2	-	1-2	0-3	0-1	
Monroe, Ayron	6-9	15	DNP	-	1-1	-	0-1	2-0	DNP	1-0	1-0	1-6	0-1	
Simmons, Shane	6-7	13	0-1	-	1-0	-	-	2-2	-	1-0	1-2	1-2	-	
Miller, Jarvis	5-5	10	3-2	-	2-0	-	-	0-1	DNP	DNP	DNP	-	0-2	
Cooper, Jake	4-6	10	1-1	DNP	1-0	DNP	0-3	1-0	DNP	DNP	DNP	0-2	1-0	
Taylor, Garrett	4-5	9	0-1	2-0	-	1-0	0-1	-	-	1-0	-	-	0-3	
Johnson, Jan	4-5	9	2-0	DNP	1-0	DNP	DNP	1-1	DNP	DNP	DNP	0-4	-	
Brown, Torrence	0-8	8	0-3	0-3	0-2	INJ	INJ	INJ	INJ	INJ	INJ	INJ	INJ	
McPhearson, Josh	3-5	8	1-1	-	-	1-0	0-1	0-1	DNP	1-0	-	0-1	0-1	
Jordan, Ellison	1-7	8	0-1	DNP	1-2	DNP	0-2	-	DNP	DNP	DNP	0-1	0-1	
Joseph, Daniel	3-4	7	-	DNP	2-1	DNP	0-3	1-0	DNP	DNP	DNP	-	-	
Charles, Irvin	5-2	7	-	1-0	-	-	1-1	-	1-1	1-0	1-0	-	DNP	
Shelton, Antonio	1-5	6	-	-	0-2	DNP	1-2	DNP	DNP	DNP	DNP	0-1	DNP	
McPhearson, Zech	5-1	6	1-0	DNP	2-0	DNP	-	1-0	-	-	-	-	1-1	
Castro-Fields, Tariq	4-1	5	-	0-1	-	-	-	DNP	DNP	1-0	-	-	3-0	
Thomas, Johnathan	1-3	4	DNP	DNP	0-1	1-0	DNP	-	DNP	DNP	-	0-1	0-1	
Davis, Tyler	3-1	4	1-0	-	-	-	-	-	1-0	-	1-1	-	-	
Blacknall, Saeed	2-1	3	-	0-1	-	-	-	-	-	1-0	-	-	-	
Petrishen, John	2-1	3	0-1	DNP	2-0	DNP	DNP	DNP	DNP	DNP	DNP	DNP	DNP	
Iyke, Immanuel	1-1	2	0-1	DNP	1-0	DNP	DNP	DNP	DNP	DNP	DNP	DNP	DNP	
McSorley, Trace	1-0	1	-	-	-	-	-	-	1-0	-	-	-	-	
Castagna, Colin	0-1	1	-	0-1	-	-	-	-	-	-	-	-	-	
Monk, Ryan	0-1	1	0-1	DNP	-	DNP	DNP	DNP	DNP	DNP	DNP	DNP	DNP	
Vasey, Kyle	1-0	1	-	-	-	-	-	-	-	-	-	-	1-0	
Vranic, Jason	1-0	1	-	DNP	1-0	DNP	DNP	DNP	DNP	DNP	DNP	DNP	DNP	
Di Leo, Frank	0-1	1	DNP	DNP	0-1	DNP	DNP	DNP	DNP	DNP	DNP	DNP	DNP	
Davis, Desi	1-0	1	DNP	DNP	1-0	DNP	DNP	DNP	DNP	DNP	DNP	DNP	DNP	
Barkley, Saquon	1-0	1	-	-	-	1-0	-	-	-	-	-	-	-	
Hamilton, DaeSean	1-0	1	-	-	-	-	-	-	-	-	1-0	-	-	
Gesicki, Mike	1-0	1	-	1-0	-	-	-	-	-	-	-	-	-	



INDIVIDUAL GAME-BY-GAME

TFL & SACKS

TFL (Sacks)	AKRON	PITT	GSU	at Iowa	IND	at NW	MICH	at OSU	at MSU	RUT	NEB	at UMD
Allen, Marcus	0.5 (-)	1.0 (-)	--	2.0 (1.0)	0.5 (-)	--	--	--	--	--	--	--
Apke, Troy	--	--	--	--	--	--	1.0 (-)	1.0 (-)	--	--	--	--
Bowen, Manny	0.5 (-)	--	0.5 (0.5)	1.0 (-)	--	1.0 (-)	1.0 (1.0)	--	0.5 (-)	DNP	DNP	--
Brown, Cam	1.0 (-)	--	DNP	--	--	--	--	--	--	--	0.5 (0.5)	--
Brown, Torrence	--	0.5 (-)	--	INJ	INJ	INJ	INJ	INJ	INJ	INJ	INJ	INJ
Buchholz, Ryan	1.5 (1.0)	--	--	--	--	0.5 (0.5)	0.5 (0.5)	--	INJ	INJ	INJ	--
Cabinda, Jason	--	--	--	1.5 (-)	1.5 (1.0)	--	0.5 (0.5)	0.5 (-)	--	1.0 (-)	--	--
Campbell, Christian	0.5 (-)	--	--	--	--	--	1.0 (1.0)	--	0.5 (-)	--	--	--
Cothran, Curtis	1.0 (0.5)	--	--	--	--	1.0 (1.0)	1.0 (1.0)	1.0 (1.0)	--	--	--	--
Cothren, Parker	0.5 (-)	--	--	--	--	--	1.0 (1.0)	--	--	--	0.5 (-)	--
Chavis, Tyrell	3.0 (0.5)	--	--	--	--	--	--	--	1.5 (0.5)	--	1.0 (1.0)	--
Farmer, Koa	0.5 (-)	1.5 (1.0)	--	0.5 (-)	--	1.0 (-)	--	2.0 (-)	--	--	--	--
Givens, Kevin	--	0.5 (-)	--	--	--	--	1.0 (1.0)	--	--	--	1.0 (1.0)	--
Gross-Matos, Yetur	--	--	0.5 (-)	--	--	--	--	--	0.5 (0.5)	--	--	--
Haley, Grant	--	1.0 (1.0)	--	--	--	--	--	--	--	--	--	--
Iyke, Immanuel	DNP	DNP	1.0 (-)	DNP	DNP	DNP	DNP	DNP	DNP	DNP	DNP	DNP
Joseph, Daniel	--	DNP	2.0 (1.0)	DNP	1.0 (-)	--	DNP	DNP	DNP	--	--	--
Miller, Shareef	0.5 (-)	2.5 (2.0)	1.0 (-)	2.0 (-)	--	0.5 (0.5)	--	1.5 (1.0)	--	--	1.0 (0.5)	--
Monroe, Ayron	DNP	--	1.0 (-)	--	--	--	DNP	--	--	0.5 (0.5)	--	--
Petrishen, John	--	DNP	1.0 (-)	DNP	DNP	DNP	DNP	DNP	DNP	DNP	DNP	DNP
Scott, Nick	--	0.5 (-)	--	--	--	--	--	--	--	1.0 (-)	--	--
Shelton, Antonio	--	--	1.0 (0.5)	DNP	--	--	DNP	DNP	DNP	0.5 (0.5)	DNP	--
Simmons, Shane	0.5 (-)	--	--	--	--	1.0 (-)	--	--	1.0 (1.0)	1.0 (-)	--	--
Smith, Brandon	1.0 (-)	--	1.0 (-)	--	--	--	--	--	--	--	--	--
Toney, Shaka	--	0.5 (-)	2.0 (1.0)	--	--	2.0 (2.0)	1.0 (1.0)	--	--	--	--	--
Windsor, Robert	0.5 (-)	1.0 (1.0)	--	--	--	--	--	--	--	--	1.0 (1.0)	--
Team Total	14.0 (3.0)	9.0 (5.0)	11.0 (3.0)	7.0 (1.0)	3.0 (1.0)	7.0 (4.0)	8.0 (7.0)	6.0 (2.0)	4.0 (2.0)	4.0 (1.0)	5.0 (4.0)	

TACKLE BREAKDOWN

RUSHING TACKLES

Cabinda, Jason	61
Smith, Brandon	36
Allen, Marcus	35
Bowen, Manny	33
Farmer, Koa	31
Miller, Shareef	22
Apke, Troy	21
Cothren, Parker	21
Windsor, Robert	17
Toney, Shaka	15
Scott, Nick	15
Givens, Kevin	14
Gross-Matos, Yetur	14
Chavis, Tyrell	12
Buchholz, Ryan	12
Cothran, Curtis	11
Simmons, Shane	11
Brown, Cam	11
Oruwariye, Amani	9
Haley, Grant	9
Cooper, Jake	9
Campbell, Christian	8
Brown, Torrence	8
Jordan, Ellison	8
Johnson, Jan	7
Wade, Lamont	6
Joseph, Daniel	6
Monroe, Ayron	6
Miller, Jarvis	5
Shelton, Antonio	4
Petrishen, John	2
Iyke, Immanuel	2
McPhearson, Zech	1
Castro-Fields, Tariq	1
Monk, Ryan	1
Davis, Desi	1
TOTALS	485

PASSING TACKLES

Apke, Troy	29
Campbell, Christian	27
Allen, Marcus	22
Haley, Grant	21
Cabinda, Jason	16
Oruwariye, Amani	16
Bowen, Manny	14
Farmer, Koa	13
Wade, Lamont	11
Smith, Brandon	9
Brown, Cam	9
Scott, Nick	7
McPhearson, Zech	5
Miller, Shareef	4
Taylor, Garrett	4
Castro-Fields, Tariq	3
Monroe, Ayron	3
Cothren, Parker	2
Miller, Jarvis	2
Johnson, Jan	2
Simmons, Shane	1
Gross-Matos, Yetur	1
Cooper, Jake	1
Castagna, Colin	1
Vranic, Jason	1
Chavis, Tyrell	1
Buchholz, Ryan	1
Petrishen, John	1
TOTALS	228

SPECIAL TEAMS TACKLES

	Total	KO	Punt
Scott, Nick	8	7	1
McPhearson, Josh	8	8	--
Wade, Lamont	8	8	--
Charles, Irvin	6	2	4
Smith, Brandon	5	3	2
Monroe, Ayron	5	5	--
Taylor, Garrett	5	--	5
Brown, Cam	4	2	2
Davis, Tyler	4	4	--
Thomas, Johnathan	4	4	--
Haley, Grant	2	2	--
Miller, Jarvis	2	2	--
Blacknall, Saeed	2	2	--
Bowen, Manny	1	1	--
Cothran, Curtis	1	1	--
Castro-Fields, Tariq	1	1	--
Vasey, Kyle	1	--	1
Oruwariye, Amani	1	1	--
Di Leo, Frank	1	1	--
TOTALS	69	53	16



INDIVIDUAL GAME-BY-GAME

ALL-PURPOSE YARDS

	TOTAL	AKRON	PITT	GSU	at Iowa	IND	at NW	MICH	at OSU	at MSU	RUT	NEB	at UMD
Barkley, Saquon	2,070	246	183	226	358	205	84	176	172	111	85	224	
Hamilton, DaeSean	690	74	45	44	46	124	35	115	13	112	40	42	
Thompkins, DeAndre	635	156	43	69	18	53	90	20	49	102	10	25	
Johnson, Juwan	573	84	4	17	92	63	43	30	30	27	78	105	
Gesicki, Mike	466	58	39	26	25	19	9	52	57	89	45	47	
McSorley, Trace	395	48	65	24	61	(-19)	(-1)	76	49	2	44	46	
Blacknall, Saeed	250	--	--	64	6	18	74	4	21	27	14	22	
Sanders, Miles	177	16	(-3)	44	32	--	11	25	DNP	--	18	34	
Polk, Brandon	172	4	18	15	--	--	40	23	--	--	17	55	
Stevens, Tommy	134	23	1	21	DNP	DNP	25	11	DNP	DNP	--	53	
Farmer, Koa	92	--	--	--	--	--	--	--	70	--	--	22	
Robinson, Andre	60	(-3)	--	39	19	--	--	5	--	DNP	--	--	
Allen, Marcus	50	--	--	50	--	--	--	--	--	--	--	--	
Haley, Grant	46	--	42	4	--	--	--	--	--	--	--	--	
Allen, Mark	28	DNP	DNP	19	--	DNP	4	5	DNP	DNP	DNP	DNP	
Holland, Jonathan	25	--	--	8	1	--	--	--	9	7	--	DNP	
Pancoast, Tom	23	12	--	--	--	5	--	--	--	--	--	6	
Oruwariye, Amani	17	--	--	DNP	DNP	17	--	--	--	--	--	--	
Bowers, Nick	15	DNP	DNP	DNP	DNP	DNP	--	DNP	DNP	DNP	--	15	
Johnson, Jan	7	--	DNP	--	DNP	DNP	--	DNP	DNP	DNP	--	7	
Apke, Troy	4	3	1	--	--	--	--	--	--	--	--	--	
Eury, Nick	4	DNP	DNP	4	DNP	DNP	DNP	DNP	DNP	DNP	DNP	DNP	
Charles, Irvin	4	--	--	--	--	--	--	--	--	4	--	DNP	
McPhearson, Zech	(-3)	--	DNP	--	DNP	--	--	--	--	--	--	(-3)	
TEAM	(-19)	(-2)	(-2)	(-3)	(-2)	--	--	(-1)	(-2)	--	(-7)	--	

RED ZONE RECAP

PENN STATE			
Opponent	Scores/Chances	Result	Pct.
AKRON	5/6	5 TD, 1 INT	83%
PITTSBURGH	4/4	3 TD, 1 FG	100%
GEORGIA STATE	3/3	3 TD	100%
at Iowa	4/5	2 TD, 2 FG, 1 Blocked FG	80%
INDIANA	3/4	3 TD, 1 Missed FG	75%
at Northwestern	4/5	3 TD, 1 FG, 1 Missed FG	80%
MICHIGAN	4/5	4 TD, 1 End of Game	80%
at Ohio State	3/3	2 TD, 1 FG	100%
at Michigan State	1/1	1 FG	100%
RUTGERS	4/4	4 TD	100%
NEBRASKA	7/7	7 TD	100%
at Maryland			
TOTAL	42/47	36 TD, 6 FG, 1 INT 2 Missed FG, 1 Blocked FG, 1 End of Game	89%

OPPONENT			
Opponent	Series	Result	Pct.
AKRON	--/--	--	--
PITTSBURGH	3/4	1 TD, 2 FG, 1 Fumble	75%
GEORGIA STATE	0/1	1 Missed FG	0%
at Iowa	0/1	1 Blocked FG	0%
INDIANA	2/2	2 TD	100%
at Northwestern	1/2	1 TD, 1 INT	50%
MICHIGAN	2/2	2 TD	100%
at Ohio State	6/6	4 TD, 2 FG	100%
at Michigan State	4/4	2 TD, 2 FG	100%
RUTGERS	2/3	2 FG, 1 TO on Downs	67%
NEBRASKA	5/5	4 TD, 1 FG	
at Maryland			
TOTAL	25/30	16 TD, 9 FG, 1 INT, 1 Fumble 1 Missed FG, 1 Blocked FG, 1 TO on Downs	83%

GAME LEADERS

Opponent	Rushing Attempts	Rushing Yards	Receptions	Receiving Yards	All-Purpose Yards	Tackles
AKRON	Barkley - 14	Barkley - 172	Gesicki - 6	Johnson - 84	Barkley - 246	Three Tied - 5
PITTSBURGH	Barkley - 14	Barkley - 88	Two Tied - 4	Two Tied - 45	Barkley - 183	Allen - 13
GEORGIA STATE	Barkley - 10	Barkley - 47	Barkley - 4	Barkley - 142	Barkley - 226	Bowen - 6
at Iowa	Barkley - 28	Barkley - 211	Barkley - 12	Barkley - 94	Barkley - 358	Cabinda - 6
INDIANA	Barkley - 20	Barkley - 56	Hamilton - 9	Hamilton - 122	Barkley - 205	Cabinda - 14
at Northwestern	Two Tied - 16	Barkley - 75	Two Tied - 6	Blacknall - 74	Thompkins - 90	Four Tied - 5
MICHIGAN	Barkley - 15	Barkley - 108	Hamilton - 6	Hamilton - 115	Barkley - 176	Cabinda - 13
at Ohio State	Barkley - 21	McSorley - 49	Gesicki - 6	Gesicki - 57	Barkley - 172	Allen - 10
at Michigan State	Barkley - 14	Barkley - 63	Gesicki - 8	Hamilton - 112	Hamilton - 112	Two Tied - 8
RUTGERS	Barkley - 14	McSorley - 44	Johnson, Ju. - 5	Johnson, Ju. - 78	Barkley - 85	Cabinda - 11
NEBRASKA	Barkley - 17	Barkley - 158	Barkley - 6	Johnson, Ju. - 105	Barkley - 224	Smith, B. - 13
at Maryland						



TURNOVER BY GAME

PENN STATE: 22 GAINED

TYPE	QTR	PLAYER	PLAYS/ YDS	1st DOWNS	RESULT
AKRON (1)					
Interception	3	Oruwariye of Woodson	10/75	4	TD
PITTSBURGH (3)					
Interception	1	Haley of Browne	1/8	--	TD
Interception	2	Apke of Browne	3/(-5)	--	Punt
Fumble	4	Windsor by DiNucci	1/(-2)	--	End of Game
GEORGIA STATE (5)					
Interception	2	Haley of Manning	1/29	--	TD
Interception	2	Allen of Manning	4/25	1	TD
Fumble	3	Givens by Manning	6/55	2	TD
Interception	3	Castro-Fields of Manning	4/42	1	TD
Fumble	4	Gross-Matos by Winchester	4/69	1	TD
at Iowa (1)					
Fumble	3	Haley by Wadley	8/75	3	TD
INDIANA (4)					
Fumble	1	Cabinda by Ellison	6/39	2	TD
Fumble	1	Scott by Harris	--	--	TD
Interception	3	Oruwariye of Ramsey	7/18	1	Missed FG
Fumble	3	Cothren by Williams	4/52	1	TD
at Northwestern (3)					
Interception	1	Oruwariye of Thorson	3/6	--	Punt
Fumble	1	Buchholz by Thorson	8/49	3	FG
Interception	2	Campbell of Thorson	--	--	End of Half
MICHIGAN (1)					
Fumble	4	Windsor by O'Korn	2/46	--	Touchdown
at Ohio State (2)					
Fumble	1	Farmer by Barrett	5/23	1	Touchdown
Fumble	4	Miller, S. by Barrett	3/(-1)	--	Blocked Punt
at Michigan State (1)					
Interception	4	Oruwariye of Lewerke	9/62	2	Downs
RUTGERS (1)					
Fumble	3	Grant by Taylor	3/(-13)	--	Punt
NEBRASKA (-)					
--					

OPPONENT: 10 GAINED

TYPE	QTR	PLAYER	PLAYS/ YDS	1st DOWNS	RESULT
AKRON (1)					
Interception	1	Guiser of McSorley	3/3	--	Punt
PITTSBURGH (1)					
Interception	2	Jackson of McSorley	-/-	--	End of Half
GEORGIA STATE (-)					
--					
at Iowa (2)					
Interception	2	Jewell of McSorley	2/21	--	TD
Fumble	3	Jewell by McSorley	5/37	2	Missed FG
INDIANA (1)					
Interception	2	Crawford of McSorley	8/60	3	TD
at Northwestern (-)					
--					
MICHIGAN (1)					
Interception	1	Long of McSorley	11/59	4	Touchdown
at Ohio State (-)					
--					
at Michigan State (3)					
Interception	1	Bachie of McSorley	9/30	2	Punt
Interception	2	Dowell, D. of McSorley	4/0	--	Punt
Interception	4	Dowell, D. of McSorley	5/43	3	Interception
RUTGERS (-)					
--					
NEBRASKA (1)					
Fumble	1	Miller by McPhearson, Z.	8/23	2	Field Goal



TURNOVERS BY PLAYER

FUMBLES

(#-Lost)	AKRON	PITT	GSU	at Iowa	IND	at NW	MICH	at OSU	at MSU	RUT	NEB	at UMD
McSorley, Trace	--	--	--	2-1	--	--	--	--	--	--	--	--
McPhearson, Zech	--	DNP	--	DNP	--	--	--	--	--	--	1-1	--
Robinson, Andre	--	--	1-0	--	--	--	--	--	DNP	--	--	--
Sanders, Miles	--	1-0	--	--	--	--	--	DNP	--	--	--	--
Stevens, Tommy	--	--	1-0	DNP	DNP	--	--	DNP	DNP	--	--	--

FORCED FUMBLES

	AKRON	PITT	GSU	at Iowa	IND	at NW	MICH	at OSU	at MSU	RUT	NEB	at UMD
Allen, Marcus	--	--	--	1	1	--	--	--	--	--	--	--
Bowen, Manny	--	--	--	--	--	--	--	1	--	DNP	DNP	--
Buchholz, Ryan	1	--	--	--	--	--	--	--	INJ	INJ	INJ	--
Cabinda, Jason	--	--	--	--	--	--	1	--	--	--	--	--
Campbell, Christian	--	--	--	--	1	--	1	--	--	--	--	--
Charles, Irvin	--	--	--	--	1	--	--	--	--	--	DNP	--
Joseph, Daniel	--	DNP	1	DNP	--	--	DNP	DNP	DNP	--	--	--
Toney, Shaka	--	--	1	--	--	1	--	--	--	--	--	--
Wade, Lamont	--	--	--	--	--	--	--	--	--	1	--	--
Windsor, Robert	--	1	--	--	--	--	--	--	--	--	--	--

FUMBLES RECOVERED

(#-Yards)	AKRON	PITT	GSU	at Iowa	IND	at NW	MICH	at OSU	at MSU	RUT	NEB	at UMD
Buchholz, Ryan	--	--	--	--	--	1	--	--	INJ	INJ	INJ	--
Cabinda, Jason	--	--	--	--	1	--	--	--	--	--	--	--
Cothren, Parker	--	--	--	--	1	--	--	--	--	--	--	--
Farmer, Koa	--	--	--	--	--	--	--	1	--	--	--	--
Givens, Kevin	--	--	1	--	--	--	--	--	--	--	--	--
Gross-Matos, Yetur	--	--	1	--	--	--	--	--	--	--	--	--
Haley, Grant	--	--	--	1	--	--	--	--	--	--	--	--
Miller, Shareef	--	--	--	--	--	--	--	1	--	--	--	--
Scott, Nick	--	--	--	--	1	--	--	--	--	--	--	--
Taylor, Garrett	--	--	--	--	--	--	--	--	--	1	--	--
Windsor, Robert	--	1	--	--	--	--	1	--	--	--	--	--

INTERCEPTIONS

(#-Yards)	AKRON	PITT	GSU	at Iowa	IND	at NW	MICH	at OSU	at MSU	RUT	NEB	at UMD
Allen, Marcus	--	--	1-50	--	--	--	--	--	--	--	--	--
Apke, Troy	--	1-1	--	--	--	--	--	--	--	--	--	--
Campbell, Christian	--	--	--	--	--	1-0	--	--	--	--	--	--
Castro-Fields, Tariq	--	--	1-0	--	--	--	DNP	--	--	--	--	--
Haley, Grant	--	1-42	1-4	--	--	--	--	--	--	--	--	--
Oruwariye, Amani	1-0	--	DNP	DNP	1-17	1-0	--	--	1-0	--	--	--

SCORING BREAKDOWN

PENN STATE DRIVES

Totals: 63 scoring drives (55 TD, 8 FG)

Special Teams/Defensive:

Thompkins, DeAndre - Punt Return; Akron | Allen, Marcus - Safety; Pittsburgh
Miller, Shareef - Safety; at Iowa | Barkley, Saquon - Kickoff Return; Indiana, at Ohio State
Scott, Nick - Fumble Return; Indiana

LONGEST SCORING DRIVES BY:

Plays: 12, 2x at Michigan State (11/4)
11, 2x Last: at Northwestern (10/7)

Yards: 92 at Michigan State (11/4)
87 AKRON (9/2)

Time: 5:24 MICHIGAN (10/21)
5:18 at Ohio State (10/28)

OPPONENT DRIVES

Totals: 32 scoring drives (23 TD, 9 FG)

Special Teams/Defensive: None

LONGEST SCORING DRIVES BY:

Plays: 15, 2x Last: RUTGERS (11/11)
11, 2x Last: at Michigan State (11/4)

Yards: 97 NEBRASKA (11/18)
91 at Michigan State (11/4)

Time: 5:30 PITTSBURGH (9/9)
5:28 MICHIGAN (10/21)



LONG PLAY BREAKDOWN

BY YARDAGE

OFFENSE (72)

Yards	Type	Player(s)	Opponent
*85	Pass	Barkley, Saquon from McSorley, Trace	Georgia State
80	Rush	Barkley, Saquon	Akron
*70	Pass	Thompkins, DeAndre from McSorley, Trace	at Michigan State
*69	Rush	Barkley, Saquon	Michigan
*65	Rush	Barkley, Saquon	Nebraska
*53	Rush	Barkley, Saquon	at Northwestern
*46	Pass	Barkley, Saquon from McSorley, Trace	Pitt
44	Pass	Barkley, Saquon from McSorley, Trace	Georgia State
44	Rush	Barkley, Saquon	at Iowa
43	Pass	Johnson, Juwan from McSorley, Trace	Nebraska
43	Pass	Barkley, Saquon from McSorley, Trace	Akron
*42	Pass	Barkley, Saquon from McSorley, Trace	Michigan
*41	Rush	Robinson, Andre	Georgia State
38	Pass	Blacknall, Saeed from McSorley, Trace	at Northwestern
*37	Pass	Thompkins, DeAndre from McSorley, Trace	at Ohio State
36	Pass	Hamilton, DaeSean from McSorley, Trace	Michigan
36	Pass	Barkley, Saquon from McSorley, Trace	Indiana
36	Rush	McSorley, Trace	Pitt
*36	Rush	Barkley, Saquon	at Ohio State
36	Rush	Barkley, Saquon	at Michigan State
35	Pass	Gesicki, Mike from McSorley, Trace	Akron
35	Pass	Gesicki, Mike from McSorley, Trace	Michigan
35	Pass	Thompkins, DeAndre from McSorley, Trace	Indiana
*35	Pass	Blacknall, Saeed from Stevens, Tommy	Georgia State
33	Rush	Barkley, Saquon	Georgia State
33	Pass	Johnson, Juwan from McSorley, Trace	Akron
*31	Pass	Hamilton, DaeSean from McSorley, Trace	at Michigan State
30	Rush	Barkley, Saquon	Nebraska
*30	Rush	Barkley, Saquon	Akron
29	Pass	Hamilton, DaeSean from McSorley, Trace	Akron
*29	Rush	Sanders, Miles	Georgia State
28	Pass	Johnson, Juwan from McSorley, Trace	Akron
27	Pass	Hamilton, DaeSean from McSorley, Trace	Michigan
*27	Pass	Blacknall, Saeed from McSorley, Trace	at Michigan State
*27	Pass	Hamilton, DaeSean from McSorley, Trace	Georgia State
26	Pass	Johnson, Juwan from McSorley, Trace	Nebraska
26	Pass	Hamilton, DaeSean from McSorley, Trace	Michigan
26	Pass	Hamilton, DaeSean from Stevens, Tommy	Akron
25	Pass	Johnson, Juwan from McSorley, Trace	Rutgers
25	Rush	Barkley, Saquon	Akron
25	Rush	Barkley, Saquon	at Iowa
25	Pass	Hamilton, DaeSean from McSorley, Trace	Indiana
25	Pass	Hamilton, DaeSean from McSorley, Trace	Rutgers
24	Pass	Barkley, Saquon from McSorley, Trace	Nebraska
24	Pass	Barkley, Saquon from McSorley, Trace	Nebraska
*24	Pass	Hamilton, DaeSean from McSorley, Trace	Indiana
24	Pass	Johnson, Juwan from McSorley, Trace	Indiana
23	Pass	Polk, Brandon from McSorley, Trace	at Northwestern
23	Pass	Hamilton, DaeSean from McSorley, Trace	at Iowa
23	Rush	McSorley, Trace	Michigan
23	Pass	Hamilton, DaeSean from McSorley, Trace	Indiana
23	Pass	Hamilton, DaeSean from McSorley, Trace	at Iowa
23	Pass	Hamilton, DaeSean from McSorley, Trace	Pitt
23	Pass	Polk, Brandon from McSorley, Trace	Michigan
23	Rush	McSorley, Trace	at Ohio State
22	Pass	Blacknall, Saeed from McSorley, Trace	Nebraska
*22	Pass	Hamilton, DaeSean from McSorley, Trace	Rutgers
22	Pass	Gesicki, Mike from McSorley, Trace	at Ohio State
22	Pass	Hamilton, DaeSean from McSorley, Trace	at Michigan State
22	Rush	Barkley, Saquon	Pitt
21	Pass	Blacknall, Saeed from McSorley, Trace	at Ohio State
21	Pass	Blacknall, Saeed from McSorley, Trace	Georgia State
20	Pass	Johnson, Juwan from McSorley, Trace	at Michigan State
20	Pass	Gesicki, Mike from McSorley, Trace	Georgia State
20	Rush	Stevens, Tommy	at Northwestern
20	Pass	Johnson, Juwan from McSorley, Trace	at Ohio State
20	Pass	Barkley, Saquon from McSorley, Trace	at Michigan State

OFFENSE (cont.)

Yards	Type	Player(s)	Opponent
20	Pass	Johnson, Juwan from McSorley, Trace	Indiana
20	Rush	Stevens, Tommy	Nebraska
*20	Rush	McSorley, Trace	Rutgers
20	Pass	Hamilton, DaeSean from McSorley, Trace	at Northwestern
20	Pass	Gesicki, Mike from Barkley, Saquon	at Michigan State

DEFENSE (3)

Yards	Type	Player(s)	Opponent
50	INT	Allen, Marcus	Georgia State
42	INT	Haley, Grant	Pitt
26	FR	Farmer, Koa	at Ohio State

SPECIAL TEAMS (15)

Yards	Type	Player(s)	Opponent
*98	KR	Barkley, Saquon	Indiana
*97	KR	Barkley, Saquon	at Ohio State
*61	PR	Thompkins, DeAndre	Akron
59	KR	Farmer, Koa	at Ohio State
42	PR	Thompkins, DeAndre	Akron
37	KR	Barkley, Saquon	Georgia State
34	KR	Polk, Brandon	Nebraska
32	KR	Barkley, Saquon	Pitt
32	PR	Thompkins, DeAndre	at Northwestern
30	KR	Barkley, Saquon	Rutgers
27	PR	Thompkins, DeAndre	Georgia State
24	KR	Barkley, Saquon	at Iowa
21	KR	Polk, Brandon	Nebraska
20	KR	Sanders, Miles	at Iowa
20	KR	Barkley, Saquon	Akron

* - touchdown scored on play



LONG PLAY BREAKDOWN

LONG PLAYS BY THE NUMBERS

BY YARDAGE

Yards	No.	TD
100+	--	--
90-99	2	2
80-89	2	1
70-79	1	1
60-69	3	3
50-59	3	1
40-49	9	3
30-39	21	5
20-29	49	6

BY TYPE

Type	No.	TD
Rushing	21	8
Passing	51	11
Punt returns	4	1
Kick returns	11	2
Interceptions	2	--
Fumble returns	1	--
Other	--	--
TOTAL	90	22

20+ YARD PLAYS BY PLAYER

Player	No.	TD	R	P	KR	PR	IR	FR
Barkley, Saquon	29	10	13	9	7	--	--	--
Hamilton, DaeSean	17	4	--	17	--	--	--	--
Johnson, Juwan	9	--	--	9	--	--	--	--
Thompkins, DeAndre	7	3	--	3	--	4	--	--
Blacknall, Saeed	6	2	--	6	--	--	--	--
Gesicki, Mike	5	--	--	5	--	--	--	--
McSorley, Trace	4	1	4	--	--	--	--	--
Polk, Brandon	4	--	--	2	2	--	--	--
Sanders, Miles	2	1	1	--	1	--	--	--
Farmer, Koa	2	--	--	--	1	--	--	1
Stevens, Tommy	2	--	2	--	--	--	--	--
Robinson, Andre	1	1	1	--	--	--	--	--
Allen, Marcus	1	--	--	--	--	--	1	--
Haley, Grant	1	--	--	--	--	--	1	--
TOTAL	90	22	21	51	11	4	2	1

LONGEST PLAYS OF THE YEAR

Rushing			
80	Barkley, Saquon		Akron (9/2)
Rushing Touchdown			
69*	Barkley, Saquon		Michigan (10/21)
Passing			
85*	Barkley, Saquon from McSorley, Trace		Georgia State (9/16)
Passing Touchdown			
85*	Barkley, Saquon from McSorley, Trace		Georgia State (9/16)
Punt Return			
61*	Thompkins, DeAndre		Akron (9/2)
Kick Return			
98*	Barkley, Saquon		Indiana (9/30)
Interception Return			
50	Allen, Marcus		Georgia State (9/16)
Fumble Return			
26	Farmer, Koa		at Ohio State (10/28)
Punt			
57	Gillikin, Blake		Twice: Last at Ohio State (10/28)
Field Goal			
47	Davis, Tyler		Akron (9/2)

PENN STATE [90 PLAYS]

Play	#	Long	Play	Opponent
Passing	51	85*	Barkley, Saquon from McSorley, Trace	Georgia State
Rushing	20	80	Barkley, Saquon	Akron
KR	10	98*	Barkley, Saquon	Indiana
PR	4	61*	Thompkins, DeAndre	Akron
INT	2	50	Allen, Marcus	Georgia State
FR	1	26	Farmer, Koa	at Ohio State

Opp.	#	Long	Play	Type
AKRON	12	80	Barkley, Saquon	Rush
PITTSBURGH	6	46*	Barkley, Saquon from McSorley, Trace	Pass
GEORGIA STATE	12	85*	Barkley, Saquon from McSorley, Trace	Pass
at Iowa	6	44	Barkley, Saquon	Rush
INDIANA	8	98*	Barkley, Saquon	KR
at Northwestern	6	53*	Barkley, Saquon	Rush
MICHIGAN	8	69*	Barkley, Saquon	Rush
at Ohio State	9	97*	Barkley, Saquon	KR
at Michigan State	8	70*	Thompkins, DeAndre from McSorley, Trace	Pass
RUTGERS	5	30	Barkley, Saquon	KR
NEBRASKA	10	65*	Barkley, Saquon	Rush
at Maryland				

OPPONENTS [63 PLAYS]

Play	#	Long	Play	Opponent
Pass	34	70*	Wadley, Akrum from Stanley, Nate	at Iowa
KR	20	43	Thomas, Ambry	Michigan
Rush	7	35*	Wadley, Akrum	at Iowa
INT	2	33	Jewell, Josey	at Iowa

Opp.	#	Long	Play	Type
AKRON	2	24	Edwards, Van	KR
PITTSBURGH	4	32	Ollison, Qadree	Rush
GEORGIA STATE	1	22	Ifedi, Jonathan from Winchester, Aaron	Pass
at Iowa	8	70*	Wadley, Akrum from Stanley, Nate	Pass
INDIANA	3	54	Thomas, Ian from Lagow, Richard	Pass
at Northwestern	5	32	Skowronek, Bennett from Thorson, Clayton	Pass
MICHIGAN	6	43	Thomas, Ambry	KR
at Ohio State	10	38*	Dixon, Johnnie from Barrett, J.T.	Pass
at Michigan State	10	36	Davis, Felton from Lewerke, Brian	Pass
RUTGERS	2	29	Grant, Janarion	KR
NEBRASKA	12	51	Morgan, Stanley from Lee, Tanner	Pass
at Maryland				

* - touchdown scored on play



SEASON SUPERLATIVES

PENN STATE INDIVIDUAL

Rushes	28	Barkley, Saquon; at Iowa (9/23)
Yards Rushing	211	Barkley, Saquon; at Iowa (9/23)
TD Rushes	3	Twice: Last Barkley, Saquon; Nebraska (11/18)
Long Rush	80	Barkley, Saquon; Akron (9/2)
Pass Attempts	48	McSorley, Trace; at Iowa (9/23)
Pass Completions	31	McSorley, Trace; at Iowa (9/23)
Yards Passing	381	McSorley, Trace; at Michigan State (11/4)
TD Passes	4	McSorley, Trace; Georgia State (9/16)
Long Pass	85	McSorley, Trace; Georgia State (9/16)
Receptions	12	Barkley, Saquon; at Iowa (9/23)
Yards Receiving	142	Barkley, Saquon; Georgia State (9/16)
TD Receptions	3	Hamilton, DaeSean; Indiana (9/30)
Long Reception	85	Barkley, Saquon from McSorley, Trace; Georgia State (9/16)
Field Goals	2	Davis, Tyler; at Iowa (9/23)
Long Field Goal	47	Davis, Tyler; Akron (9/2)
Punts	6	Twice: Last Gillikin, Blake; Indiana (9/30)
Punting Avg	50.0	Gillikin, Blake; Akron (9/2)
Long Punt	57	Twice: Last Gillikin, Blake; at Ohio State (10/28)
Punts Inside 20	4	Twice: Last Gillikin, Blake; Indiana (9/30)
Long Punt Return	61	Thompkins, DeAndre; Akron (9/2)
Long Kickoff Return	98	Barkley, Saquon; Indiana (9/30)
Tackles	14	Cabinda, Jason; Indiana (9/30)
Sacks	2.0	Twice: Last Toney, Shaka; at Northwestern (10/7)
Tackles For Loss	3.0	Chavis, Tyrell; Akron (9/2)
Interceptions	1	10 Times: Last Oruwariye, Amani; at Michigan State (11/4)

OPPONENT INDIVIDUAL

Rushes	29	Bateman, Taz; Georgia State (9/16)
Yards Rushing	100	Bateman, Taz; Georgia State (9/16)
TD Rushes	2	Wilbon, Mikale; Nebraska (11/18)
Long Rush	35	Wadley, Akrum; at Iowa (9/23)
Pass Attempts	56	Lewerke, Brian; at Michigan State (11/4)
Pass Completions	33	Twice: Last Lewerke, Brian; at Michigan State (11/4)
Yards Passing	400	Lewerke, Brian; at Michigan State (11/4)
TD Passes	4	Barrett, J.T.; at Ohio State (10/28)
Long Pass	70	Stanley, Nate; at Iowa (9/23)
Receptions	12	Twice: Last Davis, Felton; at Michigan State (11/4)
Yards Receiving	185	Morgan, Stanley; Nebraska (11/18)
TD Receptions	2	Dixon, Johnnie; at Ohio State (10/28)
Long Reception	70	Wadley, Akrum; at Iowa (9/23)
Field Goals	2	Four Times: Last Andrew Harter; Rutgers (11/11)
Long Field Goal	38	Nuernberger, Sean; at Ohio State (10/28)
Punts	11	Gasser, Nick; Akron (9/2)
Punting Avg	44.4	Winslow, Ryan; Pittsburgh (9/9)
Long Punt	54	Winslow, Ryan; Pittsburgh (9/9)
Punts Inside 20	3	Holdenson, Oliver; Georgia State (9/16)
Long Punt Return	16	Hill, K.J.; at Ohio State (10/28)
Long Kickoff Return	43	Thomas, Ambry; Michigan (10/21)
Tackles	16	Jewell, Josey; at Iowa (9/23)
Sacks	3.0	Scales, Tegray; Indiana (9/30)
Tackles For Loss	3.0	Three Times: Last Scales, Tegray; Indiana (9/30)
Interceptions	2	Dowell, David; at Michigan State (11/4)

PENN STATE TEAM

	Highs	Lows
Rushes	51, at Iowa (9/23)	21, at Michigan State (11/4)
Yards Rushing	295, at Iowa (9/23)	39, Indiana (9/30)
Yards Per Rush	7.5, Nebraska (11/18)	1.1, Indiana (9/30)
TD Rushes	5, Michigan (10/21)	0, at Michigan State (11/4)
Pass Attempts	48, Twice: Last at Michigan State (11/4)	26, Michigan (10/21)
Pass Completions	31, at Iowa (9/23)	15, Pittsburgh (9/9)
Yards Passing	401, at Michigan State (11/4)	164, Pittsburgh (9/9)
Yards Per Completion	17.1, Georgia State (9/16)	9.2, at Iowa (9/23)
TD Passes	5, Georgia State (9/16)	1, Three Times: Last Michigan (10/21)
Total Plays	99, at Iowa (9/23)	52, Twice: Last Rutgers (11/11)
Total Offense	609, Nebraska (11/18)	283, at Ohio State (10/28)
Yards Per Play	9.9, Georgia State (9/16)	4.4, at Ohio State (10/28)
Points	56, Twice: Last Nebraska (11/18)	19, at Iowa (9/23)
Sacks By	7.0, Michigan (10/21)	1.0, Three Times: Last Rutgers (11/11)
First Downs	32, Nebraska (11/18)	14, Pittsburgh (9/9)
Penalties	9, at Ohio State (10/28)	1, Twice: Michigan (10/21)
Penalty Yards	90, at Iowa (9/23)	7, Indiana (9/30)
Turnovers	3, at Michigan State (11/4)	0, Four Times: Last Rutgers (11/11)
Interceptions By	3, Georgia State (9/16)	0, Five Times: Last Nebraska (11/18)
Punts	6, Three Times: Last at Ohio State (10/28)	2, Twice: Last Michigan (10/21)
Punting Avg.	50.0, Akron (9/2)	35.5, at Ohio State (10/28)
Long Punt	57, Twice: Last at Ohio State (10/28)	49, Pittsburgh (9/9)
Punts Inside 20	4, Twice: Last Indiana (9/30)	0, Twice: Last Michigan (10/21)
Long Punt Return	61, Akron (9/2)	4, at Iowa (9/23)

OPPONENT TEAM

	Highs	Lows
Rushes	49, Georgia State (9/16)	23, at Iowa (9/23)
Yards Rushing	201, at Ohio State (10/28)	67, Twice: Last Nebraska (11/18)
Yards Per Rush	5.2, at Ohio State (10/28)	2.1, Akron (9/2)
TD Rushes	3, Nebraska (11/18)	0, Three Times: Last Rutgers (11/11)
Pass Attempts	56, at Michigan State (11/4)	20, Rutgers (11/11)
Pass Completions	33, Twice: Last at Michigan State (11/4)	7, Rutgers (11/11)
Yards Passing	400, at Michigan State (11/4)	43, Rutgers (11/11)
Yards Per Completion	15.3, Nebraska (11/18)	3.0, Akron (9/2)
TD Passes	4, at Ohio State (10/28)	0, Six Times: Last Rutgers (11/11)
Total Plays	86, Pittsburgh (9/9)	45, at Iowa (9/23)
Total Offense	529, at Ohio State (10/28)	159, Akron (9/2)
Yards Per Play	7.0, Nebraska (11/18)	2.5, Akron (9/2)
Points	44, Nebraska (11/18)	0, Twice: Last Georgia State (9/16)
Sacks By	5, Twice: Last at Northwestern (10/7)	0, Akron (9/2)
First Downs	27, at Ohio State (10/28)	10, Rutgers (11/11)
Penalties	10, at Ohio State (10/28)	2, Indiana (9/30)
Penalty Yards	89, Nebraska (11/18)	20, Indiana (9/30)
Turnovers	5, Georgia State (9/16)	0, Nebraska (11/18)
Interceptions By	3, at Michigan State (11/4)	0, Five Times: Last Nebraska (11/18)
Punts	11, Akron (9/2)	3, at Ohio State (10/28)
Punting Avg.	44.4, Pittsburgh (9/9)	36.9, Georgia State (9/16)
Long Punt	54, Pittsburgh (9/9)	41, Georgia State (9/16)
Punts Inside 20	3, Georgia State (9/16)	0, Twice: Last Rutgers (11/11)
Long Punt Return	16, at Ohio State (10/28)	(-7), Pittsburgh (9/9)



THE LAST TIME...

PENN STATE

100+ Yards Rushing:	158, Saquon Barkley vs. Nebraska, 2017
150+ Yards Rushing:	158, Saquon Barkley vs. Nebraska, 2017
200+ Yards Rushing:	211, Saquon Barkley at Iowa, 2017
300+ Yards Rushing:	327, Larry Johnson at Indiana, 2002
30-34 Rushing Attempts:	33, Saquon Barkley at Indiana, 2016
35+ Rushing Attempts:	35, Zach Zwinak vs. Nebraska, 2013
Three Touchdowns Rushing:	Saquon Barkley vs. Nebraska, 2017
Four Touchdowns Rushing:	Saquon Barkley at Pittsburgh, 2016
Five Touchdowns Rushing:	Ki-Jana Carter vs. Michigan State, 1994
60+ Yard Run:	65, Saquon Barkley vs. Nebraska, 2017
70+ Yard Run:	80, Saquon Barkley vs. Akron, 2017
80+ Yard Run:	80, Saquon Barkley vs. Akron, 2017
90+ Yard Run:	92, Bill Belton at Indiana, 2014
Two Players Rush For 100 Yards:	Saquon Barkley (195) & Akeel Lynch (120) vs. Rutgers, 2015
Four Rushing TD in One Quarter:	vs. UMass, 2014 (2nd; Belton [2], Zwinak [2])
300+ Yards Passing:	325, Trace McSorley vs. Nebraska, 2017
350+ Yards Passing:	381, Trace McSorley at Michigan State, 2017
400+ Yards Passing:	454, Christian Hackenberg vs. UCF, 2014 #
20-24 Pass Completions:	24, Trace McSorley vs. Nebraska, 2017
25-29 Pass Completions:	26, Trace McSorley at Michigan State, 2017
30-34 Pass Completions:	31, Trace McSorley at Iowa, 2017
35+ Pass Completions:	35, Matt McGloin vs. Northwestern, 2012
30-39 Pass Attempts:	36, Trace McSorley vs. Nebraska, 2017
40-49 Pass Attempts:	47, Trace McSorley at Michigan State, 2017
50+ Pass Attempts:	50, Christian Hackenberg vs. Boston College, 2014 %
Four Touchdown Passes:	Trace McSorley vs. Georgia State, 2017
Five Touchdown Passes:	Rashard Casey vs. Louisiana Tech, 2000
Four Interceptions Thrown:	Zack Mills at Boston College, 2004
300+ Yards Total Offense:	371, Trace McSorley (325 P, 46 R) vs. Nebraska, 2017
350+ Yards Total Offense:	371, Trace McSorley (325 P, 46 R) vs. Nebraska, 2017
400+ Yards Total Offense:	408, Trace McSorley (335 P, 73 R) vs. Minnesota, 2016
100+ Yards Receiving:	105, Juwan Johnson vs. Nebraska, 2017
150+ Yards Receiving:	187, Chris Godwin vs. USC, 2016 ^
200+ Yards Receiving:	216, Deon Butler vs. Northwestern, 2006
Two Players w/ 100 Yards Receiving:	DaeSean Hamilton (112) & DeAndre Thompkins (102) at Michigan State, 2017
Two Players w/ 150 Yards Receiving:	Geno Lewis (173) & DaeSean Hamilton (165) vs. UCF, 2014 #
Back-to-Back 100 Yards Receiving Games:	Chris Godwin, 2015 (103 at Ohio State; 135 vs. Maryland)
Three Straight 100-Yard Receiving Games:	Allen Robinson, 2013 (133 vs. Syracuse; 129 vs. Eastern Michigan; 143 vs. UCF)
10+ Receptions:	12, Saquon Barkley at Iowa, 2017
50+ Yard Reception:	70, Thompkins, DeAndre from Trace McSorley at Michigan State, 2017
60+ Yard Reception:	70, Thompkins, DeAndre from Trace McSorley at Michigan State, 2017
70+ Yard Reception:	70, Thompkins, DeAndre from Trace McSorley at Michigan State, 2017
80+ Yard Reception:	85, Saquon Barkley from Trace McSorley at Michigan State, 2017
Three Touchdowns Receiving:	DaeSean Hamilton vs. Indiana, 2017
Four Touchdowns Receiving:	Bobby Engram vs. Minnesota, 1993
150+ All-Purpose Yards:	224 (158 Rush, 66 Rec), Saquon Barkley vs. Nebraska, 2017
200+ All-Purpose Yards:	224 (158 Rush, 66 Rec), Saquon Barkley vs. Nebraska, 2017
250+ All-Purpose Yards:	358 (211 Rush, 94 Rec, 53 KR), Saquon Barkley at Iowa, 2017 (SR)
300+ All-Purpose Yards:	358 (211 Rush, 94 Rec, 53 KR), Saquon Barkley at Iowa, 2017 (SR)
Five Touchdowns Scored:	5 (4 rushing, 1 receiving), Saquon Barkley at Pittsburgh, 2016
Kickoff Return For Touchdown:	97, Saquon Barkley at Ohio State, 2017
Rushing, Receiving & Kickoff Return TD in a game:	Derrick Williams vs. Illinois, 2008
100-Yard Kickoff Return:	100, Chaz Powell vs. Youngstown State, 2010
Punt Return For Touchdown:	61, DeAndre Thompkins vs. Akron, 2017
80-Yard Punt Return:	81, Bryant Johnson vs. Michigan State, 2002
Zero Punts in a Game:	Purdue, 2013
Multiple Interceptions:	2, Trevor Williams at Rutgers, 2014
90-Yard Interception Return:	99, Michael Mauti at Illinois, 2012
Interception Return For Touchdown:	30, Amani Oruwariye vs. Kent State, 2016
Five Interceptions in a Game (Team):	at Rutgers, 2014
Fumble Return For Touchdown (Defense):	9 yards, Torrence Brown at Indiana, 2016 (forced by Brandon Bell)
Fumble Return For Touchdown (Special Teams):	14 yards, Nick Scott vs. Indiana, 2017 (forced by Irvin Charles)
Blocked Field Goal:	Troy Apke at Iowa, 2017
Blocked Field Goal For Touchdown:	60 yards, Grant Haley vs. Ohio State, 2016 (Marcus Allen block)
Blocked Extra Point:	Parker Cothren at Northwestern, 2015
Blocked Punt:	Juwan Johnson at Rutgers, 2016
Blocked Punt For Touchdown:	0 yards, Michael Yancich vs. Ohio State, 2012 (Mike Hull block)
Safety:	Shareef Miller (tackle in end zone) at Iowa, 2017
50-Yard Field Goal:	50, Sam Ficken vs. Temple, 2014
Four Field Goals:	Tyler Davis at Rutgers, 2016
Five Field Goals:	Collin Wagner vs. Temple, 2010

OPPONENT

100+ Yards Rushing:	100, Taz Bateman, Georgia State, 2017
150+ Yards Rushing:	164, Corey Clement, Wisconsin, 2016 & 203, BenJarvus Green-Ellis, Indiana, 2003
200+ Yards Rushing:	30, Jeremy Langford, Michigan State, 2014
30-34 Rushing Attempts:	44, Mike Hart, Michigan, 2007 (OR)
35+ Rushing Attempts:	Trevor Siemian, Northwestern, 2014
Three Touchdowns Rushing:	Montee Ball, Wisconsin, 2011
Four Touchdowns Rushing:	67, Corey Clement, Wisconsin, 2016 & 67, Corey Clement, Wisconsin, 2016 & 74, Curtis Samuel, Ohio State, 2016
50+ Yard Run:	Rodney Smith (104) & Shannon Brooks (100), Minnesota, 2016
60+ Yard Run:	
70+ Yard Run:	
Two Players Rush For 100 Yards:	
300+ Yards Passing:	399, Tanner Lee, Nebraska, 2017
400+ Yards Passing:	400, Brian Lewerke, Michigan State, 2017
500+ Yards Passing:	532, Case Keenum, Houston, 2011 (OR) * 26, Tanner Lee, Nebraska, 2017
25-29 Pass Completions:	33, Brian Lewerke, Michigan State, 2017
30-44 Pass Completions:	45, Case Keenum, Houston, 2011 (OR) * 39, J.T. Barrett, Ohio State, 2017
45+ Pass Completions:	41, Tanner Lee, Nebraska, 2017
30-39 Pass Attempts:	56, Brian Lewerke, Michigan State, 2017
40-49 Pass Attempts:	61, Brian Hoyer, Michigan State, 2006
50+ Pass Attempts:	J.T. Barrett, Ohio State, 2017
60+ Pass Attempts:	Sam Darnold, USC, 2016 ^
Four Touchdown Passes:	P.J. Walker, Temple, 2014
Five Touchdown Passes:	Gary Nova, Rutgers, 2014
Four Interceptions Thrown:	
Five Interceptions Thrown:	
300+ Yards Total Offense:	383 (399 P, -16 R), Tanner Lee, Nebraska, 2017
400+ Yards Total Offense:	425 (400 P, 25 R), Brian Lewerke, Michigan State, 2017
500+ Yards Total Offense:	542, Case Keenum (532 P, 10 R), Houston, 2011 (OR) *
100+ Yards Receiving:	185, Stanley Morgan, Nebraska, 2017
150+ Yards Receiving:	185, Stanley Morgan, Nebraska, 2017
200+ Yards Receiving:	228, Patrick Edwards, Houston, 2011 *
10+ Receptions:	12, Felton Davis, Michigan State, 2017
50+ Yard Reception:	51, Stanley Morgan, Nebraska, 2017
70+ Yard Reception:	70, Akrum Wadley from Nate Stanley, Iowa, 2017
80+ Yard Reception:	80, Dominique Barnes from Kurt Hess, Youngstown State, 2010
90+ Yard Reception:	99, Thomas Lewis from John Pacj, Indiana, 1993
Three Touchdown Receptions:	Deonta Burnett, USC, 2016 ^
Kickoff Return For Touchdown:	96, Solomon Vault, Northwestern, 2015
90-Yard Kickoff Return:	96, Solomon Vault, Northwestern, 2015
100-Yard Kickoff Return:	100, Rashaad Penny, San Diego State, 2015
Punt Return For Touchdown:	75, Venric Mark, Northwestern, 2012
70-Yard Punt Return:	75, Venric Mark, Northwestern, 2012
80-Yard Punt Return:	87, Willie Reid, Florida State, 2005 !
Multiple Interceptions:	2, David Dowell, Michigan State, 2017
Interception Return For Touchdown:	Malik McDowell (13 yards), Michigan State, 2015
Fumble Return For Touchdown:	12, Ryan Connelly, Wisconsin, 2016 & Dante Booker, Ohio State, 2017
Blocked Punt:	27, Lerentee McCray, Florida, 2011 \$
Blocked Punt For Touchdown:	Anthony Nelson, Iowa, 2017
Blocked Field Goal:	Rob Bain (2X), Illinois, 2015
Blocked Extra Point:	Team (snap out of the end zone on punt), Ohio State, 2016
Safety:	99, D.J. Johnson, Iowa, 2002
Defensive Extra Point:	
50-Yard Field Goal:	50, Derek Dimke, Illinois, 2010
Four Field Goals:	Michael Geiger, Michigan State, 2016

& - Big Ten Championship Game | # - Croke Park Classic (Dublin, Ireland) | ! - Orange Bowl | \$ - Outback Bowl | ^ - Rose Bowl
* - TicketCity Bowl | % - PinStripe Bowl

(SR) - School Record | (OR) - Opponent Record



OFFENSIVE STARTERS

OPPONENT	LT	LG	C	RG	RT	TE	QB	RB	WR (X)	WR (H)	WR (Z)
AKRON	Bates	Gonzalez	McGovern	Mahon	Wright	Gesicki	McSorley	Barkley	Johnson, Ju.	Hamilton	Thompkins
PITTSBURGH	Bates	Gonzalez	McGovern	Mahon	Wright	Gesicki	McSorley	Barkley	Johnson, Ju.	Hamilton	Thompkins
GEORGIA STATE	Bates	Fries	McGovern	Gonzalez	Wright	Gesicki	McSorley	Barkley	Johnson, Ju.	Hamilton	Thompkins
at Iowa	Bates	Gonzalez	McGovern	Mahon	Nelson	Gesicki	McSorley	Barkley	Johnson, Ju.	Hamilton	Thompkins
INDIANA	Bates	Gonzalez	McGovern	Mahon	Fries	Gesicki	McSorley	Barkley	Johnson, Ju.	Hamilton	Blacknall
at Northwestern	Bates	Gonzalez	McGovern	Mahon	Wright	Gesicki	McSorley	Barkley	Johnson, Ju.	Hamilton	Blacknall
MICHIGAN	Bates	Gonzalez	McGovern	Mahon	Fries	Gesicki	McSorley	Barkley	Johnson, Ju.	Hamilton	Thompkins
at Ohio State	Bates	Gonzalez	McGovern	Mahon	Fries	Gesicki	McSorley	Barkley	Johnson, Ju.	Hamilton	Thompkins
at Michigan State	Fries	Gonzalez	McGovern	Mahon	Wright	Gesicki	McSorley	Barkley	Johnson, Ju.	Hamilton	Thompkins
RUTGERS	Fries	Gonzalez	McGovern	Mahon	Wright	Gesicki	McSorley	Sanders	Johnson, Ju.	Hamilton	Thompkins
NEBRASKA	Fries	Gonzalez	McGovern	Mahon	Wright	Gesicki	McSorley	Barkley	Johnson, Ju.	Hamilton	Blacknall
at Maryland											

DEFENSIVE STARTERS

OPPONENT	DE	DT	DT	DE	SLB	MLB	WLB	BCB	FS	SS	FCB
AKRON	Miller, S.	Cothran	Cothren	Brown, T.	Farmer	Cabinda	Bowen	Campbell	Allen, Marcus	Apke	Haley
PITTSBURGH	Miller, S.	Cothran	Cothren	Brown, T.	Farmer	Cabinda	Bowen	Campbell	Allen, Marcus	Apke	Haley
GEORGIA STATE	Miller, S.	Cothran	Cothren	Brown, T.	Farmer	Cabinda	Bowen	Campbell	Allen, Marcus	Apke	Haley
at Iowa	Miller, S.	Cothran	Cothren	Buchholz	Farmer	Cabinda	Bowen	Campbell	Allen, Marcus	Apke	Haley
INDIANA	Miller, S.	Cothran	Cothren	Buchholz	Farmer	Cabinda	Bowen	Campbell	Allen, Marcus	Apke	Haley
at Northwestern	Miller, S.	Cothran	Cothren	Buchholz	Farmer	Cabinda	Bowen	Campbell	Allen, Marcus	Apke	Haley
MICHIGAN	Miller, S.	Cothran	Cothren	Buchholz	Farmer	Cabinda	Bowen	Campbell	Allen, Marcus	Apke	Haley
at Ohio State	Miller, S.	Cothran	Cothren	Buchholz	Farmer	Cabinda	Bowen	Campbell	Allen, Marcus	Apke	Haley
at Michigan State	Miller, S.	Cothran	Cothren	Givens	Farmer	Cabinda	Bowen	Campbell	Allen, Marcus	Apke	Haley
RUTGERS	Miller, S.	Cothran	Cothren	Givens	Farmer	Cabinda	Smith, B.	Campbell	Allen, Marcus	Apke	Haley
NEBRASKA	Miller, S.	Cothran	Cothren	Givens	Farmer	Cabinda	Smith, B.	Campbell	Allen, Marcus	Apke	Haley
at Maryland											

CAREER STARTS

Player	'14	'15	'16	'17	Total
Hamilton, DaeSean (WR)	13	12	13	11	49
Allen, Marcus (S)	7	12	14	11	44
Mahon, Brendan (OL)	9	11	9	10	39
Cabinda, Jason (LB)	1	13	9	11	34
Gesicki, Mike (TE/H)	1	8	14	11	34
Haley, Grant (CB)	-	11	11	11	33
Barkley, Saquon (RB)	-	6	14	10	30
Nelson, Andrew (OL)	13	8	6	1	28
McSorley, Trace (QB)	-	-	14	11	25
Cothren, Parker (DT)	-	-	13	11	24
Bates, Ryan (OL)	-	-	14	8	22
Bowen, Manny (LB)	-	-	12	9	22
McGovern, Connor (OL)	-	-	9	11	20
Cothran, Curtis (DT)	-	-	8	11	19
Reid, John (CB)	-	2	14	-	16
Thompkins, DeAndre (WR)	-	-	7	8	15
Blacknall, Saeed (WR)	1	3	7	3	14
Campbell, Christian (CB)	1	-	3	11	14
Gonzalez, Steven (OL)	-	-	3	11	14

Player	'14	'15	'16	'17	Total
Apke, Troy (S)	-	1	1	11	13
Farmer, Koa (LB)	-	-	2	11	13
Wright, Chasz (OL)	-	-	5	7	12
Johnson, Juwan (WR)	-	-	1	11	12
Miller, Shareef (DE)	-	-	-	11	11
Givens, Kevin (DT)	-	-	6	3	9
Brown, Torrence (DE)	-	-	4	3	7
Fries, Will (OL)	-	-	-	7	7
Buchholz, Ryan (DE)	-	-	-	5	5
Smith, Brandon (LB)	-	-	2	2	4
Cooper, Jake (LB)	-	1	2	-	3
Polk, Brandon (WR)	-	3	-	-	3
Brown, Cam (LB)	-	-	2	-	2
Allen, Mark (RB)	-	1	-	-	1
Sanders, Miles (RB)	-	-	-	1	1
Scott, Nick (S)	-	1	-	-	1
Windsor, Robert (DT)	-	-	1	-	1



PARTICIPATION CHART

	GP/GS	AKRON	PITT	GSU	at Iowa	IND	at NW	MICH	at OSU	at MSU	RUT	NEB	at UMD
2 Allen, Marcus	11/11	ST	ST	ST	ST	ST	ST	ST	ST	ST	ST	ST	ST
8 Allen, Mark	4/-	--	--	P	P	--	P	P	--	--	--	--	--
28 Apke, Troy	11/11	ST	ST	ST	ST	ST	ST	ST	ST	ST	ST	ST	ST
41 Arcangelo, Joe	1/-	--	--	P	--	--	--	--	--	--	--	--	--
90 Barbir, Alex	2/-	P	--	P	--	--	--	--	--	--	--	--	--
26 Barkley, Saquon	11/10	ST	ST	ST	ST	ST	ST	ST	ST	ST	P	ST	--
52 Bates, Ryan	8/8	ST	ST	ST	ST	ST	ST	ST	ST	--	--	--	--
13 Blacknall, Saeed	11/3	P	P	P	P	ST	ST	P	P	P	P	ST	ST
43 Bowen, Manny	9/9	ST	ST	ST	ST	ST	ST	ST	ST	ST	--	--	--
83 Bowers, Nick	2/-	--	--	--	--	--	--	--	--	--	P	P	P
6 Brown, Cam	10/-	P	P	--	P	P	P	P	P	P	P	P	P
19 Brown, Torrence	3/3	ST	ST	ST	--	--	--	--	--	--	--	--	--
97 Buchholz, Ryan	8/5	P	P	P	ST	ST	ST	ST	ST	--	--	--	--
40 Cabinda, Jason	11/11	ST	ST	ST	ST	ST	ST	ST	ST	ST	ST	ST	ST
1 Campbell, Christian	11/11	ST	ST	ST	ST	ST	ST	ST	ST	ST	ST	ST	ST
46 Castagna, Colin	11/-	P	P	P	P	P	P	P	P	P	P	P	P
5 Castro-Fields, Tariq	9/-	P	P	P	P	P	--	--	P	P	P	P	P
11 Charles, Irvin	10/-	P	P	P	P	P	P	P	P	P	P	--	--
56 Chavis, Tyrell	11/-	P	P	P	P	P	P	P	P	P	P	P	P
33 Cooper, Jake	6/-	P	--	P	--	P	P	--	--	--	P	P	P
52 Cothran, Curtis	11/11	ST	ST	ST	ST	ST	ST	ST	ST	ST	ST	ST	ST
41 Cothren, Parker	11/11	ST	ST	ST	ST	ST	ST	ST	ST	ST	ST	ST	ST
87 Darien, Dae'Lun	6/-	--	--	P	--	P	P	--	--	--	P	P	P
12 Davis, Desi	1/-	--	--	P	--	--	--	--	--	--	--	--	--
95 Davis, Tyler	11/-	P	P	P	P	P	P	P	P	P	P	P	P
39 Di Leo, Frank	1/-	--	--	P	--	--	--	--	--	--	--	--	--
40 Eury, Nick	1/-	--	--	P	--	--	--	--	--	--	--	--	--
7 Farmer, Koa	11/11	ST	ST	ST	ST	ST	ST	ST	ST	ST	ST	ST	ST
16 Fessler, Billy	11/-	P	P	P	P	P	P	P	P	P	P	P	P
71 Fries, Will	11/7	P	P	ST	P	ST	P	ST	ST	ST	ST	ST	ST
51 Gellerstedt, Alex	5/-	P	P	P	P	--	--	--	--	--	--	P	--
88 Gesicki, Mike	11/11	ST	ST	ST	ST	ST	ST	ST	ST	ST	ST	ST	ST
93 Gillikin, Blake	11/-	P	P	P	P	P	P	P	P	P	P	P	P
30 Givens, Kevin	11/3	P	P	P	P	P	P	P	P	ST	ST	ST	ST
74 Gonzalez, Steven	11/11	ST	ST	ST	ST	ST	ST	ST	ST	ST	ST	ST	ST
99 Gross-Matos, Yetur	11/-	P	P	P	P	P	P	P	P	P	P	P	P
15 Haley, Grant	11/11	ST	ST	ST	ST	ST	ST	ST	ST	ST	ST	ST	ST
5 Hamilton, DaeSean	11/11	ST	ST	ST	ST	ST	ST	ST	ST	ST	ST	ST	ST
86 Hodgens, Cody	1/-	--	--	P	--	--	--	--	--	--	--	--	--
18 Holland, Jonathan	10/-	P	P	P	P	P	P	P	P	P	P	--	--
96 Iyke, Immanuel	2/-	P	--	P	--	--	--	--	--	--	--	--	--
76 Jenkins, Sterling	1/-	--	--	P	--	--	--	--	--	--	--	--	--
36 Johnson, Jan	5/-	P	--	P	--	--	P	--	--	--	P	P	P
84 Johnson, Juwan	11/11	ST	ST	ST	ST	ST	ST	ST	ST	ST	ST	ST	ST
42 Jordan, Ellison	6/-	P	--	P	--	P	P	--	--	--	P	P	P
49 Joseph, Daniel	6/-	P	--	P	--	P	P	--	--	--	P	P	P
85 Lutz, Isaac	1/-	--	--	P	--	--	--	--	--	--	--	--	--
70 Mahon, Brendan	10/10	ST	ST	--	ST	ST	ST	ST	ST	ST	ST	ST	ST
66 McGovern, Conner	11/11	ST	ST	ST	ST	ST	ST	ST	ST	ST	ST	ST	ST
39 McPhearson, Josh	10/-	P	P	P	P	P	P	--	P	P	P	P	P
14 McPhearson, Zech	9/-	P	--	P	--	P	P	P	P	P	P	P	P
9 McSorley, Trace	11/11	ST	ST	ST	ST	ST	ST	ST	ST	ST	ST	ST	ST
62 Menet, Michael	10/-	P	--	P	P	P	P	P	P	P	P	P	P
9 Miller, Jarvis	8/-	P	P	P	P	P	P	--	--	--	P	P	P
48 Miller, Shareef	11/11	ST	ST	ST	ST	ST	ST	ST	ST	ST	ST	ST	ST
91 Monk, Ryan	2/-	P	--	P	--	--	--	--	--	--	--	--	--
23 Monroe, Ayron	9/-	--	P	P	P	P	P	--	P	P	P	P	P
59 Nelson, Andrew	4/1	--	P	P	ST	--	--	--	--	--	--	P	P
21 Oruwariye, Amani	9/-	P	P	--	--	P	P	P	P	P	P	P	P
89 Pancoast, Tom	11/-	P	P	P	P	P	P	P	P	P	P	P	P
92 Pasquariello, Daniel	1/-	--	--	P	--	--	--	--	--	--	--	--	--
16 Petrishen, John	2/-	P	--	P	--	--	--	--	--	--	--	--	--
10 Polk, Brandon	11/-	P	P	P	P	P	P	P	P	P	P	P	P
6 Robinson, Andre	10/-	P	P	P	P	P	P	P	P	--	P	P	P
24 Sanders, Miles	10/1	P	P	P	P	P	P	--	P	ST	ST	P	P
4 Scott, Nick	11/-	P	P	P	P	P	P	P	P	P	P	P	P
55 Shelton, Antonio	5/-	P	P	P	--	P	--	--	--	--	P	--	--
82 Shoop, Tyler	1/-	--	--	P	--	--	--	--	--	--	--	--	--
79 Shuman, Charlie	1/-	--	--	P	--	--	--	--	--	--	--	--	--
15 Shuster, Mike	1/-	--	--	P	--	--	--	--	--	--	--	--	--
34 Simmons, Shane	11/-	P	P	P	P	P	P	P	P	P	P	P	P
64 Simpson, Zach	11/-	P	P	P	P	P	P	P	P	P	P	P	P
47 Smith, Brandon	11/2	P	P	P	P	P	P	P	P	P	ST	ST	ST
2 Stevens, Tommy	7/-	P	P	P	--	--	P	--	--	--	P	P	P
17 Taylor, Garrett	11/-	P	P	P	P	P	P	P	P	P	P	P	P
20 Thomas, Johnathan	6/-	--	--	P	--	--	P	--	--	P	P	P	P
3 Thompkins, DeAndre	11/8	ST	ST	ST	ST	P	P	ST	ST	ST	ST	ST	P
18 Toney, Shaka	11/-	P	P	P	P	P	P	P	P	P	P	P	P
96 Vasey, Kyle	11/-	P	P	P	P	P	P	P	P	P	P	P	P
51 Vranic, Jason	2/-	P	--	P	--	--	--	--	--	--	--	--	--
38 Wade, Lamont	10/-	P	P	P	P	P	--	P	P	P	P	P	P
54 Windsor, Robert	11/-	P	P	P	P	P	P	P	P	P	P	P	P
77 Wright, Chasz	10/7	ST	ST	ST	--	P	ST	P	P	ST	ST	ST	ST



2017 RESULTS & STATISTICS

Date	PSU Rank	Opponent (Rank)	Score	Attendance	Big Ten	Overall
Sept. 2	6/6	AKRON	W, 52-0	101,684	--	1-0
Sept. 9	4/4	PITTSBURGH	W, 33-14	109,898	--	2-0
Sept. 16	5/5	GEORGIA STATE	W, 56-0	102,746	--	3-0
Sept. 23	4/4	at Iowa *	W, 21-19	66,205	1-0	4-0
Sept. 30	4/4	INDIANA *	W, 45-14	107,542	2-0	5-0
Oct. 7	4/4	at Northwestern *	W, 31-7	41,061	3-0	6-0
Oct. 21	2/2	MICHIGAN * (19/15)	W, 42-13	110,823	4-0	7-0
Oct. 28	2/2	at Ohio State * (6/6)	L, 38-39	109,302	4-1	7-1
Nov. 4	7/7	at Michigan State * (24/24/24)	L, 24-27	71,605	4-2	7-2
Nov. 11	16/13/14	RUTGERS *	W, 35-6	107,531	5-2	8-2
Nov. 18	13/11/10	NEBRASKA *	W, 56-44	106,722	6-2	9-2
Nov. 25	12/11	at Maryland *				

(* Big Ten Conference game; Rankings - AP/Coaches/CFP)

TEAM STATISTICS	Penn State	Opponent
SCORING	433	183
Points Per Game	39.4	16.6
Points Off Turnovers	94	23
FIRST DOWNS	243	201
Rushing	80	79
Passing	142	107
Penalty	21	15
RUSHING YARDAGE	1723	1306
Yards Gained Rushing	2046	1614
Yards Lost Rushing	323	308
Rushing Attempts	365	398
Average Per Rush	4.7	3.3
Average Per Game	156.6	118.7
TDs Rushing	27	11
PASSING YARDAGE	3182	2343
Comp-Att-Int	244-377-8	222-383-10
Average Per Pass	8.4	6.1
Average Per Catch	13.0	10.6
Average Per Game	289.3	213.0
TDs Passing	27	12
TOTAL OFFENSE	4905	3649
Total Plays	742	781
Average Per Play	6.6	4.7
Average Per Game	445.9	331.7
KICK RETURNS: #-YARDS	25-607	39-834
PUNT RETURNS: #-YARDS	22-289	15-63
INT RETURNS: #-YARDS	10-114	8-88
KICK RETURN AVERAGE	24.3	21.4
PUNT RETURN AVERAGE	13.1	4.2
INT RETURN AVERAGE	11.4	11.0
FUMBLES-LOST	6-2	15-12
PENALTIES-YARDS	50-460	68-638
Average Per Game	41.8	58.0
PUNTS-YARDS	48-2022	75-2987
Average Per Punt	42.1	39.8
Net Punt Average	39.6	35.4
KICKOFFS-YARDS	76-4769	40-2305
Average Per Kick	62.8	57.6
Net Kick Average	41.9	35.6
TIME OF POSSESSION/GAME	29:11	30:49
3RD-DOWN CONVERSIONS	58/137	64/179
3rd-Down Pct	42%	36%
4TH-DOWN CONVERSIONS	6/12	11/21
4th-Down Pct	50%	52%
SACKS BY-YARDS	33-210	27-152
MISC YARDS	-8	-2
TOUCHDOWNS SCORED	58	23
FIELD GOALS-ATTEMPTS	8-15	9-11
ON-SIDE KICKS	0-0	2-3
RED ZONE SCORES	(42-47) 89%	(25-30) 83%
RED ZONE TOUCHDOWNS	(36-47) 77%	(16-30) 53%
PAT-ATTEMPTS	(57-57) 100%	(16-17) 94%
ATTENDANCE (AVG.)	746,946 (106,707)	288,173 (72,043)

SCORE BY QUARTERS	1	2	3	4	Total	Average
Penn State	132	114	103	84	433	39.4
Opponents	23	61	27	72	183	16.6

PASSING	G	Rating	C-A-I	Pct.	Yards	TD	LP	Avg./G
McSorley, Trace	11	154.23	230-353-8	65.2	2991	24	85	271.9
Stevens, Tommy	7	149.74	11-20-0	55.0	147	2	35	21.0
Fessler, Billy	11	83.60	1-2-0	50.0	8	--	8	0.9
Barkley, Saquon	11	416.20	2-2-0	100.0	36	1	20	3.6
Total	11	155.01	244-377-8	64.7	3,182	27	85	289.3
Opponents	11	114.47	222-383-10	58.0	2,343	12	70	213.0

Statistician's Note

Passing rating formula: [(8.4 x yards) + (330 x touchdowns) - (200 x interceptions) + (100 x completions)] / attempts.

RUSHING	G	Att.	Gain	Loss	Net	Avg./Att.	TD	LG	Avg./G
Barkley, Saquon	11	183	1,171	114	1,057	5.8	14	80	96.1
McSorley, Trace	11	125	553	158	395	3.2	10	36	35.9
Sanders, Miles	10	18	141	7	134	7.4	1	29	13.4
Stevens, Tommy	7	15	95	18	77	5.1	1	20	11.0
Robinson, Andre	10	9	62	7	55	6.1	1	41	5.5
Allen, Mark	4	5	18	--	18	3.6	--	8	4.5
Eury, Nick	1	1	4	--	4	4.0	--	4	4.0
Hamilton, DaeSean	11	1	2	--	2	2.0	--	2	0.2
TEAM	8	8	--	19	(-19)	(-2.4)	--	--	(-2.4)
Total	11	365	2,046	323	1,723	4.7	27	80	156.6
Opponents	11	398	1,614	308	1,306	3.3	11	35	118.7

RECEIVING	G	No.	Yards	Avg./Rec.	TD	LG	Avg./G
Barkley, Saquon	11	46	590	12.8	3	85	53.6
Gesicki, Mike	11	46	466	10.1	7	35	42.4
Hamilton, DaeSean	11	43	688	16.0	7	36	62.5
Johnson, Juwan	11	42	572	13.6	1	43	52.0
Thompkins, DeAndre	11	23	356	15.5	3	70	32.4
Blacknall, Saeed	11	15	250	16.7	2	38	22.7
Polk, Brandon	11	8	117	14.6	1	23	10.6
Stevens, Tommy	7	8	57	7.1	2	13	8.1
Sanders, Miles	10	4	23	5.8	--	7	2.3
Pancoast, Tom	11	3	23	7.7	--	12	2.1
Holland, Jonathan	10	3	16	5.3	--	8	1.6
Bowers, Nick	3	1	15	15.0	1	15	7.5
Robinson, Andre	10	1	5	5.0	--	5	0.5
Charles, Irvin	10	1	4	4.0	--	4	0.4
Total	11	244	3,182	13.0	27	85	289.3
Opponents	11	222	2,343	10.6	12	70	213.0

TOTAL OFFENSE	G	Plays	Rushing	Passing	Total	Avg./G
McSorley, Trace	11	478	395	2,991	3,386	307.8
Barkley, Saquon	11	185	1,057	36	1,093	99.4
Stevens, Tommy	7	35	77	147	224	32.0
Sanders, Miles	10	18	134	--	134	13.4
Robinson, Andre	10	9	55	--	55	5.5
Allen, Mark	4	5	18	--	18	4.5
Fessler, Billy	11	2	--	8	8	0.7
Eury, Nick	1	1	4	--	4	4.0
Hamilton, DaeSean	11	1	2	--	2	0.2
TEAM	8	8	(-19)	--	(-19)	(-2.4)
Total	11	742	1,723	3,182	4,905	445.9
Opponents	11	781	1,306	2,343	3,649	331.7

KICKOFF RETURNS	No.	Yards	Avg./Ret.	TD	LG
Barkley, Saquon	14	423	30.2	2	98
Farmer, Koa	4	92	23.0	--	59
Polk, Brandon	2	55	27.5	--	34
Holland, Jonathan	2	9	4.5	--	5
Johnson, Jan	1	7	7.0	--	7
Johnson, Juwan	1	1	1.0	--	1
Sanders, Miles	1	20	20.0	--	20
Total	25	607	24.3	2	98
Opponents	39	834	21.4	--	43

PUNT RETURNS	No.	Yards	Avg./Ret.	TD	LG
Thompkins, DeAndre	19	279	14.7	1	61
McPhearson, Zech	1	(-3)	(-3.0)	--	(-3)
Apke, Troy	1	3	3.0	--	3
Allen, Mark	1	10	10.0	--	10
Total	22	289	13.1	1	61
Opponents	15	63	4.2	--	16

ALL-PURPOSE YARDAGE	G	Rushing	Receiving	Punt Returns	KO Returns	Int. Returns	Total	Avg./G
Barkley, Saquon	11	1,057	590	--	423	--	2,070	188.2
Hamilton, DaeSean	11	2	688	--	--	--	690	62.7
Thompkins, DeAndre	11	--	356	279	--	--	635	57.7
Johnson, Juwan	11	--	572	--	1	--	573	52.1
Gesicki, Mike	11	--	466	--	--	--	466	42.4
McSorley, Trace	11	395	--	--	--	--	395	35.9
Blacknall, Saeed	11	--	250	--	--	--	250	22.7
Sanders, Miles	10	134	23	--	20	--	177	17.7
Polk, Brandon	11	--	117	--	55	--	172	15.6
Stevens, Tommy	7	77	57	--	--	--	134	19.1
Farmer, Koa	11	--	--	--	92	--	92	8.4
Robinson, Andre	10	55	5	--	--	--	60	6.0
Allen, Marcus	11	--	--	--	--	50	50	4.5
Haley, Grant	11	--	--	--	--	46	46	4.2
Allen, Mark	4	18	--	10	--	--	28	7.0
Holland, Jonathan	10	--	16	--	9	--	25	2.5
Pancoast, Tom	11	--	23	--	--	--	23	2.1
Oruwariye, Amani	9	--	--	--	--	17	17	1.9
Bowers, Nick	3	--	15	--	--	--	15	7.5
Johnson, Jan	5	--	--	--	7	--	7	1.4
Eury, Nick	1	4	--	--	--	--	4	4.0
Apke, Troy	11	--	--	3	--	1	4	0.4
Charles, Irvin	10	--	4	--	--	--	4	0.4
McPhearson, Zech	9	--	--	(-3)	--	--	(-3)	(-0.3)
TEAM	8	(-19)	--	--	--	--	(-19)	(-2.4)
Total	11	1,723	3,182	289	607	114	5,915	537.7
Opponents	11	1,306	2,343	63	834	88	4,634	421.3

..... Points After Touchdown

SCORING	TD	FG	Kick	Rush	Rec.	Pass	DXP	Saf	Points
Barkley, Saquon	19	--	--	--	--	--	--	--	114
Davis, Tyler	--	8-15	57-57	--	--	--	--	--	81
McSorley, Trace	10	--	--	--	--	--	--	--	60
Gesicki, Mike	7	--	--	--	--	--	--	--	42
Hamilton, DaeSean	7	--	--	--	--	--	--	--	42
Thompkins, DeAndre	4	--	--	--	--	--	--	--	24
Stevens, Tommy	3	--	--	--	--	--	--	--	18
Blacknall, Saeed	2	--	--	--	--	--	--	--	12
Scott, Nick	1	--	--	--	--	--	--	--	6
Polk, Brandon	1	--	--	--	--	--	--	--	6
Robinson, Andre	1	--	--	--	--	--	--	--	6
Bowers, Nick	1	--	--	--	--	--	--	--	6
Johnson, Juwan	1	--	--	--	--	--	--	--	6
Sanders, Miles	1	--	--	--	--	--	--	--	6
Allen, Marcus	--	--	--	--	--	--	--	1	2
Miller, Shareef	--	--	--	--	--	--	--	1	2
TEAM	--	--	--	0-1	--	--	--	--	--
Total	58	8-15	57-57	0-1	--	--	--	2	433
Opponents	23	9-11	16-17	0-2	1	1-3	--	--	183

PUNTING	No.	Yards	Average	LG	TB	FC	I-20	50+	Blk.
Gillikin, Blake	46	1,977	43.0	57	3	14	24	12	1
TEAM	1	--	--	--	--	--	--	--	--
Pasquariello, Daniel	1	45	45.0	45	--	--	1	--	--
Total	48	2,022	42.1	57	3	14	25	12	1
Opponents	75	2,987	39.8	54	2	20	14	9	--

FIELD GOALS	FG	Pct.	1-19	20-29	30-39	40-49	50+	LG	Blk.
Davis, Tyler	8-15	53.3	1-1	5-6	0-4	2-4	-	47	2

Progression [Makes in (##)]: 39, (47) | (24) | 39 | (19), 41, (21), 31 | 21, (45), 42 | (21), 35 | -- | (24) | (26) | -- | --

KICKOFFS	No.	Yards	Average	TB	OB
Davis, Tyler	71	4,465	62.9	30	5
Barbir, Alex	5	304	60.8	--	2
Total	76	4,769	62.8	30	7
Opponents	40	2,305	57.6	11	1

INTERCEPTIONS	No.	Yards	Average	TD	LG
Oruwariye, Amani	4	17	4.2	--	17
Haley, Grant	2	46	23.0	--	42
Castro-Fields, Tariq	1	--	--	--	--
Campbell, Christian	1	--	--	--	--
Allen, Marcus	1	50	50.0	--	50
Apke, Troy	1	1	1.0	--	1
Total	10	114	11.4	--	50
Opponents	8	88	11.0	--	33

FUMBLE RETURNS	No.	Yards	Average	TD	LG
Cabinda, Jason	1	4	4.0	--	4
Scott, Nick	1	13	13.0	1	13
Farmer, Koa	1	26	26.0	--	26
Total	3	43	14.3	1	26
Opponents	--	--	--	--	--

DEFENSE	G-GS	Solo	Assist	Total	TFL-Yards	Sacks-Yards	Int.-Yards	PBU	QBH	FR-Yards	FF	Blk	Safety
40 Cabinda, Jason	11-11	28	52	80	5.0-21	1.5-13	--	3	1	1-4	1	--	--
2 Allen, Marcus	11-11	36	24	60	4.0-12	1.0-4	1-50	3	1	--	2	--	1
43 Bowen, Manny	9-9	22	29	51	3.5-19	1.5-15	--	1	4	--	1	--	--
47 Smith, Brandon	11-2	15	35	50	2.0-3	--	--	--	--	--	--	--	--
28 Apke, Troy	11-11	33	17	50	2.0-13	--	1-1	4	3	--	--	1	--
7 Farmer, Koa	11-11	18	27	45	5.5-15	1.0-4	--	1	3	1-26	--	--	--
1 Campbell, Christian	11-11	22	15	37	2.0-5	1.0-3	1-0	12	--	--	2	--	--
15 Haley, Grant	11-11	21	12	33	2.0-16	1.0-9	2-46	9	2	1-0	--	--	--
48 Miller, Shareef	11-11	17	14	31	9.0-39	4.0-24	--	--	8	1-0	--	--	1
4 Scott, Nick	11-0	14	16	30	1.5-2	--	--	--	--	1-13	--	--	--
38 Wade, Lamont	10-0	11	15	26	--	--	--	3	--	--	1	--	--
21 Oruwariye, Amani	9-0	18	8	26	--	--	4-17	7	--	--	--	--	--
6 Brown, Cam	10-0	12	13	25	1.5-7	0.5-3	--	1	4	--	--	--	--
41 Cothren, Parker	11-11	8	16	24	2.0-10	1.0-8	--	--	2	1-0	--	--	--
18 Toney, Shaka	11-0	8	12	20	6.5-39	4.0-31	--	--	--	--	2	--	--
54 Windsor, Robert	11-0	6	13	19	2.5-15	2.0-14	--	--	1	2-0	1	--	--
97 Buchholz, Ryan	8-5	6	11	17	2.5-14	2.0-13	--	--	3	1-0	1	--	--
52 Cothran, Curtis	11-11	6	10	16	4.0-24	3.5-23	--	--	--	--	--	--	--
99 Gross-Matos, Yetur	11-0	4	12	16	1.0-6	0.5-5	--	--	3	1-0	--	--	--
56 Chavis, Tyrell	11-0	5	11	16	5.5-20	2.0-12	--	2	3	--	--	--	--
30 Givens, Kevin	11-3	6	10	16	2.5-15	2.0-14	--	2	--	1-0	--	--	--
23 Monroe, Ayrton	9-0	6	9	15	1.5-5	0.5-2	--	1	--	--	--	--	--
34 Simmons, Shane	11-0	6	7	13	3.5-10	1.0-1	--	--	1	--	--	--	--
9 Miller, Jarvis	8-0	5	5	10	1.0-1	1.0-1	--	1	--	--	--	--	--
33 Cooper, Jake	6-0	4	6	10	--	--	--	--	--	--	--	--	--
17 Taylor, Garrett	11-0	4	5	9	--	--	--	1	--	1-0	--	--	--
36 Johnson, Jan	5-0	4	5	9	--	--	--	--	--	--	--	--	--
19 Brown, Torrence	3-3	--	8	8	1.0-1	--	--	1	--	--	--	--	--
39 McPhearson, Josh	10-0	3	5	8	--	--	--	--	--	--	--	--	--
42 Jordan, Ellison	6-0	1	7	8	--	--	--	1	--	--	--	--	--
49 Joseph, Daniel	6-0	3	4	7	2.0-7	1.0-6	--	--	--	--	1	--	--
11 Charles, Irvin	10-0	5	2	7	--	--	--	--	--	--	1	--	--
55 Shelton, Anotnio	5-0	1	5	6	2.5-7	1.0-4	--	--	--	--	--	--	--
14 McPhearson, Zech	9-0	5	1	6	--	--	--	1	--	--	--	--	--
5 Castro-Fields, Tariq	9-0	4	1	5	--	--	1-0	3	--	--	--	--	--
95 Davis, Tyler	11-0	3	1	4	--	--	--	--	--	--	--	--	--
20 Thomas, Johnathan	6-0	1	3	4	--	--	--	--	--	--	--	--	--
16 Petrishen, John	2-0	2	1	3	1.0-2	--	--	--	--	--	--	--	--
13 Blacknall, Saeed	11-3	2	1	3	--	--	--	--	--	--	--	--	--
96 Iyke, Immanuel	2-0	1	1	2	1.0-7	--	--	--	--	--	--	--	--
46 Castagna, Colin	11-0	--	1	1	--	--	--	--	--	--	--	--	--
51 Vranic, Jason	2-0	1	--	1	--	--	--	--	--	--	--	--	--
96 Vasey, Kyle	11-0	1	--	1	--	--	--	--	--	--	--	--	--
12 Davis, Desi	1-0	1	--	1	--	--	--	--	--	--	--	--	--
39 Di Leo, Frank	1-0	--	1	1	--	--	--	--	--	--	--	--	--
91 Monk, Ryan	2-0	--	1	1	--	--	--	--	--	--	--	--	--
9 McSorley, Trace	11-11	1	--	1	--	--	--	--	--	--	--	--	--
88 Gesicki, Mike	11-11	1	--	1	--	--	--	--	--	--	--	--	--
5 Hamilton, DaeSean	11-11	1	--	1	--	--	--	--	--	--	--	--	--
26 Barkley, Saquon	11-10	1	--	1	--	--	--	--	--	--	--	--	--
Total	11	383	452	835	78-336	33-210	10-114	56	39	12-43	13	1	2
Opponents	11	429	250	679	84-329	27-152	8-88	32	25	2-0	4	3	--

