

FIGHTING ILLINI

2022-23 UNIVERSITY OF ILLINOIS BASKETBALL



No. 7 Seed Illinois (20-11, 11-9) vs. No. 10 Seed Penn State (19-12, 10-10)
2023 Big Ten Tournament Second Round // Chicago, Ill. // United Center
Thursday, March 9, 2023 // 5:30 p.m. CT // BTN

TV: BTN – Brandon Gaudin (Play-By-Play), Robbie Hummel (Analyst), Rick Pizzo (Reports)

Radio: Busey Bank Illini Sports Network – Brian Barnhart (Play-By-Play), Deon Thomas (Analyst)

National Radio: Compass Media Networks – Gregg Daniels (Play-By-Play), Doug Gottlieb (Analyst) // Satellite Radio: SiriusXM – 84

ILLINOIS 2022-23 SCHEDULE & RESULTS

DATE	OPPONENT	TIME/RESULT	TV
NOVEMBER (6-1)			
7	EASTERN ILLINOIS	W, 87-57	ESPNU
11	KANSAS CITY	W, 86-48	BTN
14	MONMOUTH	W, 103-65	BTN
18	vs. #8 UCLA [1]	W, 79-70	ESPNU
20	vs. #16 Virginia [1]	L, 61-70	ESPN
25	LINDENWOOD	W, 92-59	B1G+
29	SYRACUSE [2]	W, 73-44	ESPN
DECEMBER (3-3)			
2	at #22 Maryland	L, 66-71	BTN
6	vs. #2 Texas [3]	W, 85-78 (OT)	ESPN
10	PENN STATE	L, 59-74	BTN
17	ALABAMA A&M	W, 68-47	BTN
22	vs. Missouri [4]	L, 71-93	SECN
29	BETHUNE-COOKMAN	W, 85-52	FS1
JANUARY (7-2)			
4	at Northwestern	L, 60-73	BTN
7	#14 WISCONSIN	W, 79-69	ESPN2
10	at Nebraska	W, 76-50	BTN
13	MICHIGAN STATE	W, 75-66	FS1
16	at Minnesota	W, 78-60	BTN
19	INDIANA	L, 65-80	FS1
24	OHIO STATE	W, 69-60	ESPN
28	at Wisconsin	W, 61-51	FOX
31	NEBRASKA	W, 72-56	BTN
FEBRUARY (3-4)			
4	at Iowa	L, 79-81	FOX
11	#24 RUTGERS	W, 69-60	FS1
14	at Penn State	L, 81-93	ESPNU
18	at #14 Indiana	L, 68-71	ESPN
20	MINNESOTA	W, 78-69	BTN
23	#21 NORTHWESTERN	W, 66-62	BTN
26	at Ohio State	L, 60-72	CBS
MARCH (1-1)			
2	MICHIGAN	W, 91-87 (2OT)	ESPN
5	at #5 Purdue	L, 71-76	FOX
9	vs. Penn State [5]	5:30 p.m.	BTN

All Times Listed are Central

BOLD - State Farm Center, Champaign, Ill.

[1] - Continental Tire Main Event, Las Vegas

[2] - ACC/Big Ten Challenge

[3] - Jimmy V Classic, New York City

[4] - McBride Homes Braggin' Rights, St. Louis

[5] - Big Ten Tournament, Chicago

PROBABLE STARTERS

Pos. No.	Name	Ht.	Wt.	Yr.	PPG	RPG	APG	Note
G 0	Terrence Shannon Jr.	6-6	225	Sr.	17.1	4.7	2.9	First-Team All-Big Ten
G 15	RJ Melendez	6-7	205	So.	5.9	3.4	0.7	9.5 ppg, 4 rpg, 2 apg in last 2 games
G/F 24	Matthew Mayer	6-9	225	Gr.	13.0	5.4	1.2	Third-Team All-Big Ten
F 33	Coleman Hawkins	6-10	225	Jr.	9.6	6.4	3.0	6 pts, 6 ast, 4 reb, 2 blk, +12 at #5 Purdue
F 42	Dain Dainja	6-9	270	r-So.	9.6	5.5	0.5	64.9% FG (126-194)

OFF THE BENCH

Pos. No.	Name	Ht.	Wt.	Yr.	PPG	RPG	APG	Note
G 3	Jayden Epps	6-2	190	Fr.	10.0	1.9	1.6	17 pts with 4 threes vs Minnesota
G 1	Sencire Harris	6-4	160	Fr.	3.7	2.1	0.8	B1G-high 11 pts, 5 reb at #5 Purdue
G 10	Luke Goode	6-7	200	So.	3.3	1.5	0.4	Career-high 10 pts at #5 Purdue
G/F 20	Ty Rodgers	6-6	200	Fr.	3.2	4.1	1.0	Career-high 14 pts, 7 reb vs Michigan
C 12	Brandon Lieb	7-0	220	Jr.	0.9	1.1	0.1	3 reb in 7 min at #14 Indiana
G 22	Paxton Warden	6-4	180	Fr.	0.2	0.0	0.0	First-year walkon
G 5	AJ Redd	6-3	160	Fr.	0.0	0.0	0.0	Former student manager now on roster

OUT

Pos. No.	Name	Ht.	Wt.	Yr.	PPG	RPG	APG	Note
G 55	Sky Clark	6-3	200	Fr.	7.0	3.7	2.1	Announced leave from team Jan. 6
F 2	Connor Serven	6-9	235	Jr.	0.2	0.8	0.0	Walkon sidelined for season with injury
G 11	Niccolo Moretti	6-1	160	Fr.	-	-	-	Joined team Jan. 26; will redshirt

HEAD COACH BRAD UNDERWOOD

Career Record: 223-104 (.682), 10th year

At Illinois: 114-77 (.597), 6th year

Big Ten: 66-52 (.559)

Big Ten Tournament: 4-3

SERIES NOTES VS. BIG TEN TOURNAMENT NO. 10 SEED PENN STATE

Series Record: Illinois leads 32-21

Series Streak: Penn State W-2

Record in the Big Ten Tournament: Illinois leads 3-0

Last Meeting in the Big Ten Tournament: Illinois 64, Penn State 63 (3/13/2008 at Indianapolis)

Underwood vs. Penn State: 4-5

This Year's Meetings: Penn State 74, #17 Illinois 59 (12/10/2022 at Champaign)

Penn State 93, Illinois 81 (2/14/2023 at University Park)

(Recaps & Box Scores on p. 38 & 46)

ILLINI BASKETBALL UNDER HEAD COACH BRAD UNDERWOOD

- Big Ten's winningest team in league play over the last four seasons (55-25, .688)
- Four straight top-five B1G finishes
- Four straight winning records in B1G play
- Four straight 20-win regular seasons
- 2022 B1G Champions
- Led B1G in Wins in 2021
- 2021 B1G Tournament Champions

ILLINOIS ATHLETICS COMMUNICATION

Address: 1700 S. Fourth St., Champaign, IL 61820

Basketball SID: Derrick Burson

Email: burson@illinois.edu

Cell: 217-766-7315

Website: FightingIllini.com

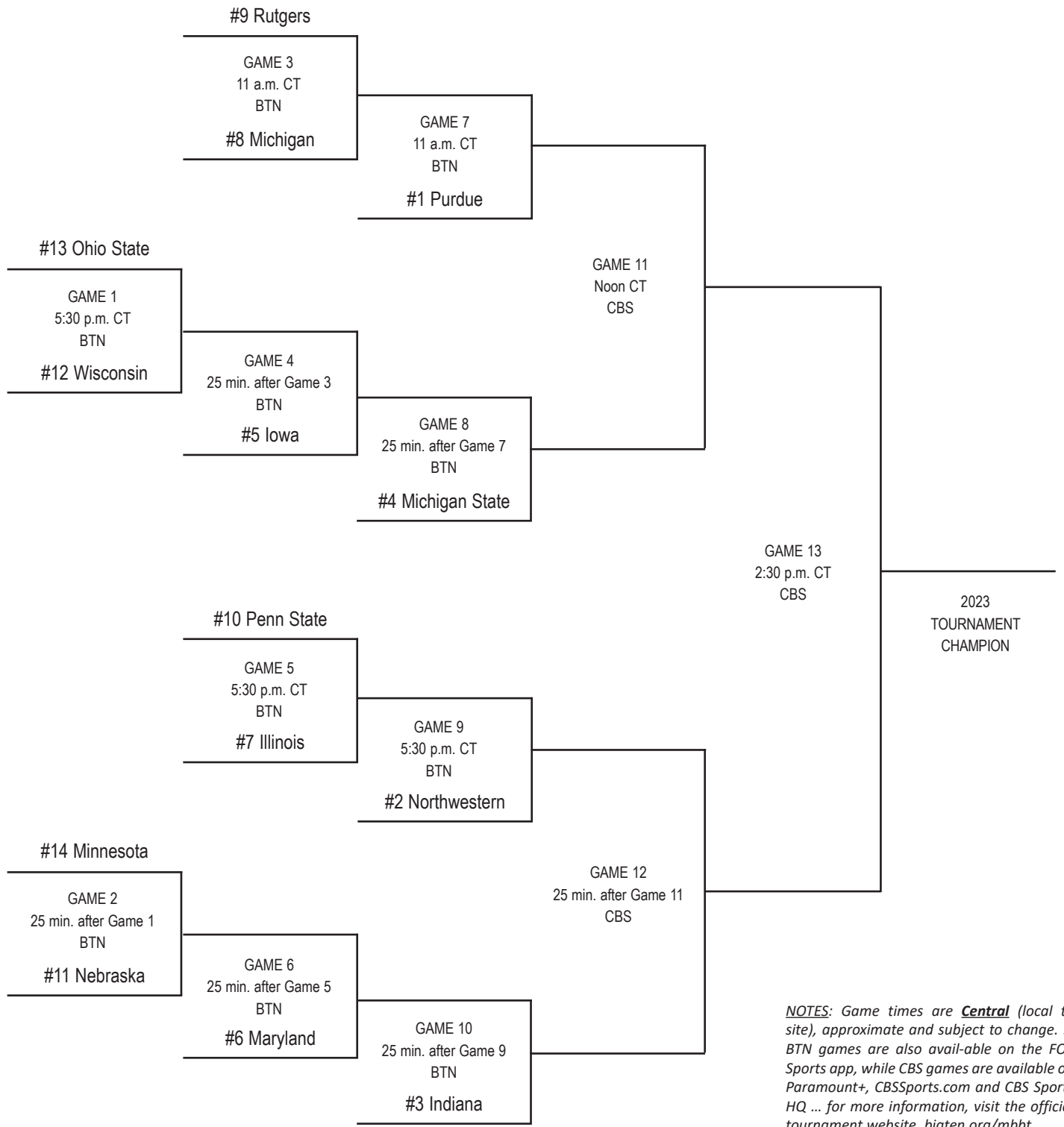
Twitter/Instagram: @IlliniMBB

2023 BIG TEN MEN'S BASKETBALL TOURNAMENT

MARCH 8-12 • UNITED CENTER • CHICAGO, ILL.



MARCH 8 MARCH 9 MARCH 10 MARCH 11 MARCH 12



*NOTES: Game times are **Central** (local to site), approximate and subject to change. ... BTN games are also available on the FOX Sports app, while CBS games are available on Paramount+, CBSSports.com and CBS Sports HQ ... for more information, visit the official tournament website, bigten.org/mbbt.*

2022-23 ILLINOIS NUMERICAL ROSTER

No.	Name	Pos.	Ht.	Wt.	Yr.	Hometown	Notable
0	Terrence Shannon Jr.	G	6-6	225	Sr.	Chicago, Ill.	Naismith Trophy & West Award Watch Lists; Preseason All-Big Ten Team
1	Sencire Harris	G	6-4	160	Fr.	Canton, Ohio	Won consecutive Ohio state titles in 2021 and 2022 at St. Vincent-St. Mary
2	Connor Serven	F	6-9	235	Jr.	Prairie City, Ill.	Third year walkon; Academic All-Big Ten
3	Jayden Epps	G	6-2	190	Fr.	Norfolk, Va.	Made game winner to lead Combine Academy to 2022 Hoop State title
5	AJ Redd	G	6-3	160	Fr.	Chicago, Ill.	Former student manager added to roster Dec. 21
10	Luke Goode	G	6-7	200	So.	Fort Wayne, Ind.	Made at least one 3-pointer in 10 games as a freshman
11	Niccolo Moretti	G	6-1	160	Fr.	Bologna, Italy	Joined Illini on Jan. 26 after spending fall at NBA Global Academy
12	Brandon Lieb	C	7-0	220	Hr.	Deerfield, Ill.	Academic All-Big Ten
15	RJ Melendez	G	6-7	205	So.	Arecibo, Puerto Rico	Shot 57% from the field and 60% from 3-point range as a freshman
20	Ty Rodgers	G/F	6-6	200	Fr.	Saginaw, Mich.	Won gold medal with USA at 2022 FIBA U18 Americas Championship
22	Paxton Warden	G	6-4	180	Fr.	Glen Ellyn, Ill.	Walkon won 2022 Illinois state title at Glenbard West
24	Matthew Mayer	G/F	6-9	225	Gr.	Austin, Texas	Super senior won 2021 NCAA title and two Big 12 titles at Baylor
33	Coleman Hawkins	F	6-10	225	Jr.	Sacramento, Calif.	Illini's leading returning scorer (5.9 ppg) and rebounder (4.3)
42	Dain Dainja	F	6-9	270	r-So.	Brooklyn Park, Minn.	Baylor transfer practiced with Illini during 2022 spring semester
55	Sky Clark	G	6-3	200	Fr.	Los Angeles, Calif.	Top-40 recruit is UI's highest ranked point guard since Ayo Dosunmu

Richmond Family Endowed Men's Head Basketball Coach: Brad Underwood (6th year at Illinois, 10th year overall)

Assistant Coaches: Geoff Alexander (6th year), Tim Anderson (2nd year), Chester Frazier (2nd year)

Assistant to the Head Coach: Zach Hamer (4th year)

Strength & Conditioning Coach: Adam Fletcher (8th year)

Assistant Athletic Director: Joey Biggs (6th year)

Director of Recruiting and Scouting: Tyler Underwood (2nd year)

Video Coordinator: Patrick Bittle (2nd year)

Athletic Trainer: Paul Schmidt (11th year)

Director of Branding and Creative Media: Courtney Bay (2nd year)

Graduate Managers: Bobby Gikas (2nd year) & Marcus Anderson (2nd year)

Pronunciation

DAIN DAINJA

DAYN DAYN-juh

Pronunciation

Brandon LIEB

Luke GOODE

GOOD-ee

Matthew MAYER

MY-er

SENCIRE Harris

sin-SEER

Zach HAMER

HAY-mer

RETURNING FOR THE ILLINI IN 2022-23

Category	21-22	Returning	Lost	Return Pct.
Minutes	6,653	1,101	5,552	16.5%
Points	2,456	342	2,114	13.9%
Field Goals	863	119	744	13.8%
3-Pt. FGs	295	44	251	14.9%
Free Throws	435	60	375	13.8%
Rebounds	1,271	235	928	20.2%
Assists	501	81	420	16.2%
Blocks	99	25	74	25.3%
Steals	171	33	138	19.3%

2022-23 BIG TEN STANDINGS (THROUGH MARCH 8)

	Big Ten	Overall
1. Purdue	15-5	26-5
2. Indiana	12-8	21-10
Northwestern	12-8	21-10
4. Michigan State	11-8	19-11
5. ILLINOIS	11-9	20-11
Maryland	11-9	20-11
Iowa	11-9	19-12
Michigan	11-9	17-14
9. Penn State	10-10	19-12
Rutgers	10-10	18-13
11. Wisconsin	9-11	17-13
Nebraska	9-11	16-15
13. Ohio State	5-15	13-18
14. Minnesota	2-17	8-21

Illini Big Ten Tournament (BTT) Notes

- Illinois tied for fifth place in the Big Ten with an 11-9 record. Following tiebreakers among the four teams, the Illini have received the No. 7 seed in the 2023 Big Ten Tournament, marking the program's first time as a 7 seed.
- Illinois has the third-most all-time BTT wins with 31:

T1. Michigan State, 34	T1. Ohio State, 34	3. ILLINOIS, 31
------------------------	--------------------	-----------------
- Illinois has won three BTT championships (2003, 2005, 2021), tied for third-most in the league:

1. Michigan State, 6	2. Ohio State, 5	T3. ILLINOIS, Iowa, Michigan & Wisconsin, 3
----------------------	------------------	---
- Illinois is tied for the second-most BTT championship game appearances, advancing to the title game seven times:

1. Ohio State, 10	T2. ILLINOIS, Michigan State & Wisconsin, 7
-------------------	---
- Illinois has advanced to the BTT semifinals 13 times, the second-most semifinal appearances:

1. Michigan State, 16	2. ILLINOIS, 13	3. Ohio State & Wisconsin, 12
-----------------------	-----------------	-------------------------------
- Illinois has made the BTT quarterfinals in all but five years, with those 20 appearances the third-most of any school.

T1. Michigan State & Wisconsin, 24	T3. ILLINOIS & Ohio State, 20
------------------------------------	-------------------------------
- The BTT returns to Chicago for the first time since 2019. Illinois is 17-8 all-time in BTT games played at the United Center, winning the championship in 2003 and 2005 and making title game appearances in 1999 and 2000.
- Illinois is 21-7 in BTT games when it is the higher seed.
- Illinois owns a 17-7 record when playing its opening game of the BTT.
- Illinois is 6-4 in Thursday games at the BTT.
- Illinois is 3-0 all-time against Penn State in the BTT. The most recent BTT meeting between the programs came in the 2008 first round, when former UI guard and current Illini assistant coach **Chester Frazier** made a game-winning layup with 3.8 seconds left to beat the Nittany Lions, 64-63.
- While Illinois is playing for the first time as a No. 7 seed, the Illini are 2-0 all-time in the BTT vs. No. 10 seeds.
- Illinois entered last year's postseason as an experienced team, with 25 career BTT games played. However, this year's active Illini squad has a total of just four BTT games under its belt, led by **Coleman Hawkins** (two games) and joined by **Luke Goode** and **RJ Melendez** (one game each).
- **Coleman Hawkins** is the only player on the current Illini roster who has scored in the Big Ten Tournament. Hawkins had 18 points in last year's BTT quarterfinal game vs. Indiana.
- Senior **Terrence Shannon Jr.** has garnered All-Tournament Team honors at a conference tournament, totaling 33 points while leading Texas Tech to a championship game appearance at last year's Big 12 Tournament.
- *More information on Illinois in the BTT is available on p. 12-15.*

ILLINI RECORD UNDER BRAD UNDERWOOD

	2022-23	Total			
Plays at home	15-2	75-22	Wears white uniforms	8-1	39-12
Plays on the road	3-7	27-39	Wears white throwback uniforms	5-3	18-10
Plays at neutral site	2-2	12-16	Wears orange uniforms	4-3	28-18
Plays at United Center	0-0	1-3	Wears orange throwback uniforms	2-3	23-15
Big Ten record	11-9	66-52	Wears blue uniforms	1-1	3-21
Big Ten at home	8-2	40-18	NCAA Tournament	0-0	2-2
Big Ten on the road	3-7	25-33	Big Ten Tournament	0-0	4-3
Big Ten at neutral site	0-0	1-1	In November	6-1	28-10
When ranked (AP)	8-5	53-26	In December	3-3	20-18
Plays a ranked (AP) opponent	5-4	22-30	In January	7-2	28-19
Plays a Top-10 (AP) opponent	2-1	12-11	In February	3-4	24-22
Wins the game before	10-10	69-44	In March	1-1	14-8
Loses the game before	9-1	40-32	Plays during the day	4-6	36-26
Leading at the half	16-3	88-25	Plays at night (5 pm or after start)	16-5	78-51
Tied at the half	0-0	4-1	Overtime	1-0	7-5
Trailing at the half	4-8	22-51	Margin is 5 points or less	2-4	30-21
Shoots 45% or better	13-3	75-19	Margin is 6-10 points	8-1	28-26
Shoots less than 45%	7-8	39-58	Margin is 11-20 points	2-5	24-24
Opp. shoots less than 45%	19-4	94-19	Margin is more than 20	8-1	32-6
Opp. shoots 45% or better	1-7	20-58	Scores 59 points or less	0-1	6-14
Shoots better/same than opp.	19-3	91-10	Scores 60-69 points	4-6	16-35
Shoots worse than opp.	1-8	15-67	Scores 70-79 points	8-3	45-17
Shoots more/same FT than opp.	17-6	86-26	Scores 80-89 points	4-1	21-9
Shoots fewer FT than opp.	3-5	28-51	Scores 90-99 points	2-0	19-2
Makes more/same FT than opp.	18-5	88-22	Scores 100+ points	1-0	6-0
Makes fewer FT than opp.	2-6	26-55	On CBS	0-1	3-3
Grabs more/same reb. than opp.	17-7	88-34	On FOX	1-2	3-5
Grabs fewer rebounds than opp.	3-4	26-43	On ESPN	4-2	12-7
Scores more/same bench pts than opp.	14-8	78-42	On ESPN2	1-0	8-6
Scores fewer bench pts than opp.	6-3	36-35	On BTN	8-3	50-27
Has fewer/equal turnovers than opp.	12-2	63-40	On FS1	3-1	14-19
Has more turnovers than opp.	8-9	51-37	On ESPNNU	2-1	6-5
Scores 70 or more points	15-4	91-28	On ESPNEWS	0-0	1-1
Has 15+ assists	8-0	61-23	On TBS	0-0	1-0
Has a 20+ point scorer	14-5	71-37	On TNT	0-0	1-0
			On B1G+	1-0	14-1

For Openers

- Illinois has secured a fourth straight 20-win season and fourth consecutive winning record in Big Ten play under coach **Brad Underwood**.
- Illinois has recorded at least 20 wins and a winning record in B1G play in four straight seasons for the first time since doing so eight years in a row from 1999-2000 through 2006-07.
- Illinois has posted four straight top-5 finishes in Big Ten play.
- Illinois is the Big Ten's winningest team in league play over the last four years, with 55 total wins and 23 road wins.
- Illinois and Iowa are the only teams above .500 in B1G play each of the last four seasons.
- Illinois has five first-team All-Big Ten selections over the last four years, which leads the conference.
- Illinois and Iowa are the only teams to have a first-team All-Big Ten pick each of the last four years.
- Illinois went 15-2 at home this year (.882), ending the season on a six-game winning streak at State Farm Center. It marked the Illini's best home winning percentage since the 2005-06 season (15-1, .938).
- Illinois leads the Big Ten and ranks third in the NCAA in blocked shots, averaging 5.7 bpg.
 1. Utah Valley, 6.7 bpg
 2. Iowa, 5.8 bpg
 3. ILLINOIS, 5.7 bpg
- Illinois broke the school's single-season blocks record Feb. 26 at Ohio State. This year's team now has 177 blocks on the season, eclipsing the previous UI mark of 162 set in 1978-79.
- Illinois is 12-7 in its last 18 games versus top-10 teams, and 2-1 this season.
- The Illini rank second nationally in top-10 wins over the last four seasons.
 1. Baylor, 14 wins
 2. ILLINOIS, 11 wins
 3. Kansas, 10 wins
- Illinois is 5-4 against ranked opponents this season and has won 16 of its last 26 games vs. Top 25 teams.

TOP 25 NATIONAL RANKINGS

ASSOCIATED PRESS POLL (MARCH 6)

Rk.	School	Record	Points	Previous
1.	Houston (58)	29-2	1,522	1
2.	<i>UCLA (3)</i>	27-4	1,452	4
3.	Kansas	25-6	1,368	3
4.	Alabama	26-5	1,343	2
5.	<i>Purdue</i>	26-5	1,274	5
6.	Marquette	25-6	1,218	6
7.	<i>Texas</i>	23-8	1,100	9
8.	Arizona	25-6	1,042	8
9.	Gonzaga	26-5	1,031	10
10.	Baylor	22-9	961	7
11.	Connecticut	24-7	847	14
12.	Kansas State	23-8	838	11
13.	<i>Virginia</i>	23-6	791	13
14.	Miami	24-6	761	16
15.	Xavier	23-8	641	19
16.	Saint Mary's	25-6	587	17
17.	Tennessee	22-9	573	12
18.	Texas A&M	23-8	507	24
19.	<i>Indiana</i>	21-10	481	15
20.	San Diego State	24-6	370	18
21.	Duke	23-8	293	-
22.	TCU	20-11	193	22
23.	Kentucky	21-10	138	23
24.	Creighton	20-11	133	-
25.	<i>Missouri</i>	23-8	66	-

COACHES POLL (MARCH 6)

Rk.	School	Record	Points	Previous
1.	Houston (29)	29-2	771	1
2.	<i>UCLA</i>	27-4	740	4
3.	<i>Purdue</i>	26-5	673	5
4.	Kansas (2)	25-6	666	3
5.	Alabama	26-5	657	2
6.	Marquette	25-6	636	6
7.	<i>Texas</i>	23-8	571	7
8.	Gonzaga	26-5	515	10
9.	Arizona	25-6	494	9
10.	Baylor	22-9	440	8
11.	<i>Virginia</i>	23-6	419	12
12.	Kansas State	23-8	409	11
13.	Miami	24-6	381	15
14.	Connecticut	24-7	367	18
15.	Xavier	23-8	338	17
16.	Saint Mary's	25-6	336	16
17.	<i>Indiana</i>	21-10	280	13
18.	Texas A&M	23-8	251	21
19.	Tennessee	22-9	249	14
20.	San Diego State	24-6	205	19
21.	Duke	23-8	119	-
22.	Creighton	20-11	118	23
23.	TCU	20-11	111	22
24.	Kentucky	21-10	97	-
25.	<i>Northwestern</i>	21-10	31	-

ILLINI WEEK-BY-WEEK RANKINGS

	AP	Coaches		AP	Coaches
Preseason	23	23	Jan. 16	RV	23
Nov. 14	19	20	Jan. 23	RV	RV
Nov. 21	16	14	Jan. 30	RV	25
Nov. 28	16	17	Feb. 6	RV	RV
Dec. 5	17	17	Feb. 13	RV	RV
Dec. 12	18	19	Feb. 20	RV	-
Dec. 19	16	16	Feb. 27	-	-
Dec. 26	RV	22	March 6	-	-
Jan. 2	RV	24	March 13		
Jan. 9	RV	RV	Final		

ILLINOIS SEASON/CAREER TOTALS

	Consecutive	Season	Career*
Starts			
Coleman Hawkins	31	31	45
Matthew Mayer	31	31	31
Terrence Shannon Jr.	3	28	28
Dain Dainja	19	19	19
RJ Melendez	2	16	16
Skyy Clark		12	12
Jayden Epps		11	11
Sencire Harris		7	7
Leads Team in Scoring			
Matthew Mayer	2	12	12
Terrence Shannon Jr.		12	12
Dain Dainja		3	3
Coleman Hawkins		2	3
Skyy Clark		1	1
Jayden Epps		1	1
Leads Team in Rebounding			
Coleman Hawkins		14	16
Matthew Mayer	2	7	7
Terrence Shannon Jr.		7	7
Dain Dainja		5	5
Ty Rodgers		3	3
RJ Melendez		2	2
Skyy Clark		1	1
Sencire Harris		1	1
Luke Goode		0	1
Double-Digit Scoring Games			
Terrence Shannon Jr.	4	25	25
Matthew Mayer	7	21	21
Coleman Hawkins		14	21
Jayden Epps		20	20
Dain Dainja		11	11
RJ Melendez		6	6
Skyy Clark		4	4
Sencire Harris	1	2	2
Ty Rodgers		2	2
Luke Goode	1	1	1
20+ Point Games			
Terrence Shannon Jr.		10	10
Matthew Mayer		7	7
Dain Dainja		3	3
Coleman Hawkins		2	2
Jayden Epps		1	1
10+ Rebound Games			
Coleman Hawkins		3	5
Dain Dainja		2	2
Terrence Shannon Jr.		2	2
Matthew Mayer		1	1
RJ Melendez		1	1
Double-Doubles			
Coleman Hawkins		3	4
Dain Dainja		2	2
Terrence Shannon Jr.		2	2
Matthew Mayer		1	1
RJ Melendez		1	1
Triple-Doubles			
Coleman Hawkins		1	1
5+ Assist Games			
Coleman Hawkins	1	6	7
Terrence Shannon Jr.		5	5
Jayden Epps		2	2
Skyy Clark		1	1
Matthew Mayer		1	1
Ty Rodgers		1	1
3+ Steal Games			
Terrence Shannon Jr.		7	7
Coleman Hawkins		1	4
Dain Dainja		3	3
Sencire Harris		3	3
Jayden Epps		2	2
RJ Melendez		1	1
3+ Block Games			
Coleman Hawkins		5	6
Matthew Mayer		5	5
Dain Dainja		5	5
RJ Melendez		1	1

* = at Illinois

Two Illini Named All-Big Ten

The All-Big Ten teams and individual award winners were announced Tuesday by the conference office, and the Fighting Illini had two players earn All-Big Ten recognition.

Senior **Terrence Shannon Jr.** (Chicago) is a first-team All-Big Ten selection by the coaches, while garnering second-team accolades by the media. Shannon has been one of the nation's top transfers this season, leading the Illini in scoring and ranking seventh in the Big Ten at 17.1 points per game. He also leads the league in free throws made (153) while ranking second in attempts (192), and leads the Illini with 37 steals. Shannon has scored in double figures 25 times, with 10 20-point games. He scored a career-high 30 points vs. Monmouth and had one of the NCAA's signature performances this season, racking up 29 points and tying the school record with eight 3-pointers to lead Illinois to a comeback win over No. 8 UCLA.

Shannon's selection marks the fourth straight year that Brad Underwood's program has had a first-team All-Big Ten honoree, following Ayo Dosunmu (2020 & 2021) and Kofi Cockburn (2021 & 2022). Illinois leads the league with five first-team selections and is one of only two teams to have a first-team pick each of the last four years.

Graduate student **Matthew Mayer** (Austin, Texas) is a third-team All-Big Ten pick by both the coaches and media. Mayer also has made an immediate impact as a transfer. He ranks second on the team in scoring and third in rebounding, averaging 13.0 points and 5.4 rebounds. He has scored in double figures in 20 of the last 23 games, with seven 20-point performances, led by a career-high 26 in the win at Wisconsin. Mayer leads the team and ranks fourth in the Big Ten with 67 three-pointers. He also stands fifth in the conference with 40 blocks, helping this year's team break the Illini school record for blocked shots in a season.

Mayer also was recognized as Illinois' Big Ten Sportsmanship Award honoree.

Illini Items

- Illinois is having another successful season despite replacing all five regular starters, its top five leading scorers, and a total of 10 players from last year's Big Ten champions. The Illini lost 86% of its points, 80% of its rebounds, and 83% of its minutes played from a year ago.

- Illinois' performance in conference play during the Underwood era has reached a historic level of success. The Illini's 55 Big Ten wins since 2020 not only leads the league, it is the most in school history over a four-year stretch:

1. **55 wins – 2020 (13), 2021 (16), 2022 (15), 2023 (11)**
- T2. 51 wins – 1984 (15), 1985 (12), 1986 (11), 1987 (13)
51 wins – 2019 (7), 2020 (13), 2021 (16), 2022 (15)
- T4. 50 wins – 1986 (11), 1987 (13), 1988 (12), 1989 (14)
50 wins – 1987 (13), 1988 (12), 1989 (14), 1990 (11)
50 wins – 2002 (11), 2003 (11), 2004 (13), 2005 (15)
50 wins – 2003 (11), 2004 (13), 2005 (15), 2006 (11)

- Illinois is the winningest team in the Big Ten over the last four seasons, registering a 55-25 mark in league play. The Illini finished fifth this year, won the regular season championship in 2022, led the conference in wins while adding a B1G Tournament crown in 2021, and finished one game back of the title in 2020.

Big Ten Wins (2020 through 2023)

1. **Illinois 55**
2. Purdue 51
- T3. Iowa 48
- T3. Wisconsin 48

- Illinois also owns the most road wins during league play over the last four years with 23.

Big Ten Road Wins (2020 through 2023)

1. **Illinois 23**
2. Wisconsin 21
3. Purdue 19

- Illinois allowed an average of just 61.2 points (673) in its Big Ten wins (in regulation), holding all 11 opponents to 70 points or below. The Illini gave up an average of 76.8 points (691) in its Big Ten losses, however, with all nine opponents topping 70 points.

- Illinois is one of just 12 teams with multiple **kenpom** top-10 wins this season. The Illini are one of only two teams with two kenpom top-10 wins *away from home* (along with Baylor), beating No. 2 UCLA in Las Vegas on Nov. 18 and No. 8 Texas in New York City on Dec. 6.

- Illinois has three AP top-15 wins this season (No. 2 Texas, No. 8 UCLA and No. 14 Wisconsin), which leads the Big Ten along with Northwestern, and is tied for ninth-most nationally.

- Illinois shot 53.7% on 2-pointers in B1G play, leading the conference.

- The Illini also led the B1G in 2-point defense in league play, allowing just 46.7% shooting inside the arc.

- Illinois has outrebounded 24 of 31 opponents, including 15 of 20 teams during Big Ten play.

- The Illini rank second in the Big Ten and No. 39 in the NCAA with a 4.6 average rebound margin.
- Illinois is 16-0 when holding opponents to less than one-point-per-possession, and 4-11 when allowing more than one-point-per-possession.
- Illinois is 13-3 when shooting at least 45% from the field, 19-3 when shooting better than its opponent, and 15-4 when scoring at least 70 points.
- Illinois and Arizona State are the only two power conference teams with winning league records who shot less than 30% from 3-point range.
- After missing two games Feb. 18-20, **Terrence Shannon Jr.** returned in grand fashion with 26 points against Northwestern on Feb. 22, including 24 in the second half, to lead the Illini to a thrilling comeback win.
- Shannon is now averaging 17.5 points (70) over the last four games since his return, which included his 10th 20-point game of the season in Illinois' final home game vs. Michigan.
- **Shannon** ranks seventh in the Big Ten in scoring (17.1 ppg), leads the B1G in free throws made (153) and is second in attempts (192).
- **Shannon** leads the Big Ten in free throw rate (57.1) and ranks second in the B1G behind Purdue's Zach Edey in fouls drawn per 40 minutes (6.3).
- **Shannon** ranks seventh in the Big Ten with 10 20-point games this season.
- **Matthew Mayer** has scored in double figures in 10 of the last 11 games – with five 20-point outings – and is averaging 17.5 points (193), 6.5 rebounds (71) and 2.8 three-pointers (31) during this stretch.
- Overall, **Mayer** has scored in double figures in 20 of the last 23 games, averaging 15.6 points (359), with all seven of his 20-point games this season coming during this stretch.
- **Mayer** has been the Illini's leading scorer 12 times over the last 23 games, including seven of the last 11.
- Over the last 12 games, **Coleman Hawkins** is averaging 7.0 rebounds (84) and 1.3 blocks (16).
- The 6-10 **Hawkins** played 49 of a possible 50 minutes against Michigan, the most minutes played by an Illini since Malcolm Hill also logged 49 in a triple overtime game at Rutgers on Feb. 3, 2016.
- **Hawkins** is one of the most versatile players in the country and showcased that most recently against Purdue. He played point guard on offense while guarding 7-foot-4-inch center Zach Edey on defense. Hawkins was +12 during his 30 minutes on the court while Edey, the Big Ten Player of the Year, was -10.

ILLINOIS IN THE BIG TEN RANKINGS ALL GAMES (THROUGH MARCH 7)

Scoring Offense	3rd	74.6 ppg
Scoring Defense	6th	66.6 ppg
Scoring Margin	2nd	+8.0 ppg
Field Goal Percentage	9th	.451
Field Goal Percentage Defense	4th	.414
3-Pt FG Percentage	14th	.310
3-Pt FG Percentage Defense	9th	.334
3-Point Field Goals	4th	7.7 avg.
Free Throw Percentage	11th	.682
Rebounding Offense	2nd	38.1 rpg
Rebounding Defense	6th	33.5 rpg
Offensive Rebounds	4th	11.4 rpg
Defensive Rebounds	4th	26.8 rpg
Rebounding Margin	2nd	+4.6 rpg
Offensive Rebound Percentage	2nd	.323
Defensive Rebound Percentage	6th	.734
Turnover Margin	7th	0.19
Turnovers	14th	13.0 avg.
Opponent Turnovers	4th	13.2 avg.
Assist/Turnover Ratio	14th	0.96
Assists	10th	12.4 apg
Blocked Shots	1st	5.7 bpg
Steals	3rd	6.8 spg

ILLINI PLAYERS IN THE BIG TEN RANKINGS ALL GAMES (THROUGH MARCH 7)

Scoring		
7.	Terrence Shannon Jr.	17.1 ppg
21.	Matthew Mayer	13.0 ppg
Rebounding		
14.	Coleman Hawkins	6.4 rpg
21.	Dain Dainja	5.5 rpg
24.	Matthew Mayer	5.4 rpg
Offensive Rebounding		
11.	Dain Dainja	2.0 rpg
11.	Coleman Hawkins	2.0 rpg
Defensive Rebounding		
N/A		
Field Goal Percentage (min. 5 made/g)		
13.	Terrence Shannon Jr.	.438 (147-336)
3-Point Field Goal Percentage (min. 2.5 made/g)		
N/A		
3-Point Field Goals		
7.	Matthew Mayer	2.2 avg
Free Throw Percentage (min. 2.5 made/g)		
6.	Terrence Shannon Jr.	.797 (153-192)
Assists		
N/A		
Assist/Turnover Ratio (min. 3 ast/g)		
N/A		
Blocked Shots		
5.	Matthew Mayer	1.3 bpg
7.	Dain Dainja	1.2 bpg
9.	Coleman Hawkins	1.2 bpg
Steals		
11.	Terrence Shannon Jr.	1.3 spg
Minutes		
N/A		

2022-23 FIGHTING ILLINI STARTING LINE-UPS

Date	Game	G	G	G/F	G/F	F	Record*
Nov. 7	Eastern Illinois	Clark	Shannon Jr.	Melendez	Mayer	Hawkins	1-0 (1)
Nov. 11	Kansas City	Clark	Shannon Jr.	Melendez	Mayer	Hawkins	2-0
Nov. 14	Monmouth	Clark	Shannon Jr.	Melendez	Mayer	Hawkins	3-0
Nov. 18	vs. UCLA	Clark	Shannon Jr.	Melendez	Mayer	Hawkins	4-0
Nov. 20	vs. Virginia	Clark	Shannon Jr.	Melendez	Mayer	Hawkins	4-1
Nov. 25	Lindenwood	Clark	Shannon Jr.	Melendez	Mayer	Hawkins	5-1
Nov. 29	Syracuse	Clark	Shannon Jr.	Melendez	Mayer	Hawkins	6-1
Dec. 2	at Maryland	Clark	Shannon Jr.	Melendez	Mayer	Hawkins	6-2
Dec. 6	vs. Texas	Clark	Shannon Jr.	Melendez	Mayer	Hawkins	7-2
Dec. 10	Penn State	Clark	Shannon Jr.	Melendez	Mayer	Hawkins	7-3
Dec. 17	Alabama A&M	Clark	Shannon Jr.	Epps	Mayer	Hawkins	1-0 (2)
Dec. 22	vs. Missouri	Clark	Shannon Jr.	Melendez	Mayer	Hawkins	7-4
Dec. 29	Bethune-Cookman	Harris	Shannon Jr.	Dainja	Mayer	Hawkins	1-0 (3)
Jan. 4	at Northwestern	Harris	Shannon Jr.	Dainja	Mayer	Hawkins	1-1
Jan. 7	Wisconsin	Harris	Shannon Jr.	Dainja	Mayer	Hawkins	2-1
Jan. 10	at Nebraska	Harris	Shannon Jr.	Dainja	Mayer	Hawkins	3-1
Jan. 13	Michigan State	Harris	Shannon Jr.	Dainja	Mayer	Hawkins	4-1
Jan. 16	at Minnesota	Harris	Shannon Jr.	Dainja	Mayer	Hawkins	5-1
Jan. 19	Indiana	Harris	Shannon Jr.	Dainja	Mayer	Hawkins	5-2
Jan. 24	Ohio State	Epps	Shannon Jr.	Dainja	Mayer	Hawkins	1-0 (4)
Jan. 28	at Wisconsin	Epps	Shannon Jr.	Dainja	Mayer	Hawkins	2-0
Jan. 31	Nebraska	Epps	Shannon Jr.	Dainja	Mayer	Hawkins	3-0
Feb. 4	at Iowa	Epps	Shannon Jr.	Dainja	Mayer	Hawkins	3-1
Feb. 11	Rutgers	Epps	Shannon Jr.	Dainja	Mayer	Hawkins	4-1
Feb. 14	at Penn State	Epps	Shannon Jr.	Dainja	Mayer	Hawkins	4-2
Feb. 18	at Indiana	Epps	Melendez	Dainja	Mayer	Hawkins	0-1 (5)
Feb. 20	Minnesota	Epps	Melendez	Dainja	Mayer	Hawkins	1-1
Feb. 23	Northwestern	Epps	Melendez	Dainja	Mayer	Hawkins	2-1
Feb. 26	at Ohio State	Epps	Shannon Jr.	Dainja	Mayer	Hawkins	4-3
March 2	Michigan	Melendez	Shannon Jr.	Dainja	Mayer	Hawkins	1-0 (6)
March 5	at Purdue	Melendez	Shannon Jr.	Dainja	Mayer	Hawkins	1-1

* - Running total of Illinois' overall record when this line-up is starting

ILLINOIS IN THE BIG TEN RANKINGS BIG GAMES ONLY (FINAL)

Scoring Offense	3rd	71.2 ppg
Scoring Defense	8th	69.1 ppg
Scoring Margin	5th	+2.1 ppg
Field Goal Percentage	9th	.440
Field Goal Percentage Defense	6th	.432
3-Pt FG Percentage	14th	.291
3-Pt FG Percentage Defense	9th	.354
3-Point Field Goals	10th	6.7 avg.
Free Throw Percentage	10th	.696
Rebounding Offense	3rd	36.6 rpg
Rebounding Defense	4th	33.5 rpg
Offensive Rebounds	4th	10.5 rpg
Defensive Rebounds	3rd	26.1 rpg
Rebounding Margin	2nd	+3.1 rpg
Offensive Rebound Percentage	4th	.300
Defensive Rebound Percentage	7th	.741
Turnover Margin	7th	-0.75
Turnovers	10th	11.4 avg.
Opponent Turnovers	7th	10.7 avg.
Assist/Turnover Ratio	13th	0.95
Assists	13th	10.9 apg
Blocked Shots	1st	5.6 bpg
Steals	4th	5.7 spg

ILLINI PLAYERS IN THE BIG TEN RANKINGS BIG GAMES ONLY (FINAL)

Scoring

9.	Terrence Shannon Jr.	15.9 ppg
13.	Matthew Mayer	14.8 ppg

Rebounding

14.	Coleman Hawkins	6.4 rpg
18.	Matthew Mayer	5.8 rpg
25.	Dain Dainja	5.3 rpg

Offensive Rebounding

9.	Coleman Hawkins	2.1 rpg
11.	Dain Dainja	1.8 rpg

Defensive Rebounding

11.	Matthew Mayer	5.0 rpg
-----	---------------	---------

Field Goal Percentage (min. 5 made/g)

N/A

3-Point Field Goal Percentage (min. 2.5 made/g)

N/A

3-Point Field Goals

4.	Matthew Mayer	2.4 avg
----	---------------	---------

Free Throw Percentage (min. 2.5 made/g)

6.	Terrence Shannon Jr.	.814 (92-113)
8.	Matthew Mayer	.767 (69-90)

Assists

N/A

Assist/Turnover Ratio (min. 3 ast/g)

N/A

Blocked Shots

5.	Matthew Mayer	1.5 bpg
11.	Coleman Hawkins	1.1 bpg
12.	Dain Dainja	1.1 bpg

Steals

N/A

Minutes

13.	Coleman Hawkins	34.6 mpg
-----	-----------------	----------

- **Dain Dainja** has made at least 60% from the field in 20 games. He is shooting 64.9% on the season, ranking second in the Big Ten in 2-point percentage.
- Freshman **Jayden Epps** has scored in double figures in 14 of his last 18 games, averaging 10.7 points (192).
- Illinois has three players ranked in the top 10 of the B1G in blocks, **Mayer** (5th, 1.3 bpg), **Dainja** (7th, 1.2 bpg) and **Hawkins** (9th, 1.2 bpg).
- Illinois' top three leading scorers this season are transfers.
- A transfer had been Illinois' leading scorer 17-straight games until Feb. 11, and 26 of 30 games this season.
- Illinois has six newcomers among its 9-man playing rotation. The Illinois rotation features six underclassmen: three true freshmen and three sophomores.
- Illinois' revamped roster ranks No. 295 in experience and No. 343 in minutes continuity according to kenpom, ahead of only three power conference teams.

Notes from the Last Time Out: #5 Purdue 76, Illinois 71 (March 5)

- After trailing by 21 at halftime and by as many as 24 at the 18:44 mark of the second half, Illinois stormed back to tie the game, 67-67, with 1:17 remaining.
 - Illinois outscored Purdue 45-29 in the second half, shooting 56% from the field while holding the Boilers to just seven baskets and 29.2% shooting.
 - **Matthew Mayer** scored a team-high 16 points, including the tying free throw at 1:17 mark of the second half, and also pulled down a team-high six rebounds
 - **Mayer** has led the Illini in scoring 12 times this season, including seven of the last 11 games.
 - **Mayer** has posted four games leading the team in both scoring and rebounding, including the last two (vs. Michigan and at Purdue).
 - **Terrence Shannon Jr.** posted double-digits scoring (13 points) for his team-leading 25th game this season.
 - **Sencire Harris** scored recorded 11 points off the bench for the Illini, his second double-digit scoring game of the season and first since scoring 12 vs. Bethune-Cookman (12/29/22).
 - **Harris** also pulled down five rebounds, his most boards in 13 games since grabbing a career-high eight at Minnesota (1/16/23).
 - **Luke Goode** added a career-high 10 points off the Illini bench, eclipsing his previous mark of nine points set last season vs. Michigan State (1/25/22).
 - **Goode** knocked down two three-pointers, his sixth-career game with multiple treys and his first since hitting 2-of-5 from beyond the arc last year in the NCAA tournament vs. Houston.
 - **Coleman Hawkins** dished out a game-high six assists to go along with six points, four boards, two blocks and a steal. Hawkins was +12 on the court.
- ### G30 Notes from the 91-87, Double OT Home Win over Michigan (March 2)
- Illinois closed out the home schedule with a 15-2 record and finishing on a six-game winning streak in Champaign. The Illini's .882 winning percentage at State Farm Center this season is its best home winning percentage since the 2005-06 season (15-1, .938).
 - Illinois won for the 20th time this season, marking four straight 20-win seasons under head coach Brad Underwood. This is the first time Illinois has had four straight 20-win seasons since doing so for eight straight seasons from 1999-2000 through 2006-07.
 - It is the 36th 20-win season in Illinois program history.
 - Illinois has won six in a row over Michigan, its longest streak against the Wolverines since winning 11 straight from Feb. 9, 2000 through Jan. 14, 2006.
 - Illinois went on a 12-0 run from the 1:38 mark in the first overtime to the 3:43 mark in the second overtime, including a 7-0 run to end the first overtime.
 - Illinois had six dunks, all in regulation. It is the Illini's most dunks in Big Ten play this season and one away from the season high of seven, set against Lindenwood and Bethune-Cookman.
 - **Matthew Mayer** had 24 points, two off of his career high (26 at Wisconsin) and marking his seventh 20-point game of the season, including fifth in the last 10 games.
 - **Terrence Shannon Jr.** had 21 points, his 10th 20-point game this season and third in his last four games.
 - **Shannon** tied his career high with 13 made free throws in a new career-high 16 attempts.
 - **Mayer** and **Shannon** both scored 20+ in the same game for the first time this season.

- Freshman **Ty Rodgers** scored a career-high 14 points with seven boards, and was +16 in 33 minutes.
- **RJ Melendez** scored in double figures for the sixth time this year with 12 points.

629 Notes from the 72-60 Loss at Ohio State (Feb. 26)

- The loss was just the Illini's fifth in the team's last 15 Big Ten games since starting conference play 0-3.
- **Coleman Hawkins** scored a team-high 14 points, while also leading the Illini with seven rebounds.
- It marked just the second time this season (third career) that **Hawkins** finished as the team's leading scorer.
- **Terrence Shannon Jr.** returned to the starting lineup after coming off the bench vs. Northwestern following a two-game absence from the lineup (concussion).
- **Shannon** scored just two points the first half, but finished with 10 to go along with four rebounds and two assists before fouling out.
- **Jayden Epps** tallied 10 points, giving him 20 double-digit scoring games as a true freshman this season.

628 Notes from the 66-62 Win Over No. 21 Northwestern 62 (Feb. 23)

- Illinois erased an 18-point halftime deficit to storm back and defeat the Wildcats. It was Illinois' largest come-from-behind win since the school record 23-point comeback at Clemson on Dec. 2, 2009.
- Illinois improved to 5-3 against ranked opponents this season, and has won 16 of its last 25 vs. Top 25 teams.
- Illinois' first lead of the game came with 2:36 remaining on a Matthew Mayer free throw to take a 60-59 lead.
- Northwestern led for 35:55 of the first 37:24 of the game. The Illini led for 1:40 of total game time.
- After going 0-11 from 3-point range in the first half, Illinois went 7-13 from three in the second half.
- Illinois' four-point win was its first Big Ten win of fewer than nine points this season. Previously, all nine of Illinois' Big Ten wins had been by at least nine points.
- **Terrence Shannon Jr.** led Illinois with 26 points, including 24 in the second half on 7-8 FG (4-4 from three).
- It was **Shannon's** most points since also scoring 26 vs. Indiana (Jan. 19).
- **Coleman Hawkins'** block of Boo Buie to seal the game with two seconds left was Illinois' 162nd blocked shot of the season, tying the school record for blocks first set in 1978-79.
- **Matthew Mayer** had 14 points and game-high eight rebounds.
- Freshman **Ty Rodgers** tied his career high with eight rebounds.
- Fellow freshman **Sencire Harris** gave Illinois a defensive spark, holding Boo Buie without a field goal over the final 12 minutes. Harris was +10 while on the floor and also scored six points, his most in the last six games.

Ubben Complex Re-Dedication

The Division of Intercollegiate Athletics re-dedicated the Ubben Basketball Complex on Feb. 10 in a ceremony highlighting the generous support of dozens of the athletic program's most influential donors.

The daily home for the Fighting Illini men's and women's basketball programs recently concluded a two-year renovation that doubled the facility's size while incorporating the nation's best technologies and advancements in sports performance, sports medicine, sports science, sports nutrition and basketball training.

The \$40 million project is being financed completely by DIA's self-supporting funds, including more than \$34 million in private donations pledged to date. There are 91 unique gifts from 77 donors that range from \$100 to \$5 million. Notably, 15 men's and women's basketball alumni have committed to gifts totaling more than \$9.6 million toward the project.

Highlighting the renovation is the naming of the men's practice court in honor of Fighting Illini icons and distinguished professional basketball executives Mannie Jackson and Jerry Colangelo.

Epps Earns Rookie Honor

Jayden Epps was named Big Ten Freshman of the Week on Feb. 6 after averaging 14.0 points, 4.0 assists and 2.5 rebounds while carrying a 4.0 assist-to-turnover ratio in standout performances against Nebraska and Iowa. Epps scored 16 points at Iowa, with 14 coming in the second half of a back-and-forth game that went down to the wire. It marked his most points in conference play and second-highest scoring total this season. Epps also tied his career high in assists with five while not committing a turnover in 30 minutes of play in Iowa City.

In the home win over Nebraska, he totaled 12 points, three rebounds and three assists.

THE LAST TIME

AN ILLINOIS PLAYER HAD

40+ points	Malcolm Hill (40) vs. Northern Kentucky, 11/13/16
35-39 points	Kofi Cockburn (37) Wisconsin, 2/2/22
30-34 points	Terrence Shannon Jr. (30) Monmouth, 11/14/22
25-29 points	Terrence Shannon Jr. (26) Northwestern, 2/23/23
20-24 points	Mayer (24) & Shannon (21) Michigan, 3/2/23
2, 20+ scorers	Shannon Jr. (24) & Hawkins (21) vs. Wisconsin, 1/7/23
2, 30+ pt. scorers	Cockburn (38) & Plummer (30) UT Rio Grande Valley, 11/26/21
20+ rebounds	Nick Weatherspoon (22) DePauw, 12/2/72
15-19 rebounds	Dain Dainja (15) Kansas City, 11/11/22
10-14 rebounds	RJ Melendez (11) Minnesota, 2/20/23
20+ pts & 20+ reb	Nick Weatherspoon (37 pts, 22 reb) DePauw, 12/2/72
20+ pts & 10+ reb	Terrence Shannon Jr. (25 pts, 11 reb) at Nebraska, 1/10/23
Double-Double	RJ Melendez (10 pts, 11 reb) Minnesota, 2/20/23
15+ assists	Demetri McCamey (16) at Purdue, 2/20/10
10-14 assists	Coleman Hawkins (10) vs. Syracuse, 11/29/22
Triple-Double	Coleman Hawkins (15 p, 10 r, 10 a) vs. Syracuse, 11/29/22
6+ 3-pointers	Coleman Hawkins (6) vs. Wisconsin, 1/7/23
7+ steals	Kendall Gill (7), Iowa, 3/4/90
6 steals	Trent Frazier at Minnesota, 2/20/21
5+ blocks	Matthew Mayer (5), at Indiana, 2/18/23

AN ILLINOIS TEAM HAD

100+ points	103, Monmouth, 11/14/22
under 50 points	43, Wisconsin, 1/31/17
50+ rebounds	50, at Minnesota, 1/16/23
25+ off. reb.	27, Longwood, 12/13/17
20+ off. reb.	20, Eastern Illinois, 11/7/22
overtime	W, 91-87 (2OT), Michigan, 3/2/23

AN OPPOSING PLAYER HAD

40+ points	Jalen Pickett (41) Penn State, 2/14/23
35-39 points	Boo Buie (35) Northwestern, 2/23/23
30-34 points	Hunter Dickinson (31) Michigan, 3/2/23
25-29 points	Trayce Jackson-Davis (26) Indiana, 2/18/23
20-24 points	Kobe Bufkin (23) Michigan, 3/2/23
20+ rebounds	Joe Franklin (23) Wisconsin, 12/19/66
15-19 rebounds	Hunter Dickinson (16) Michigan, 3/2/23
10-14 rebounds	Justice Sueing (11) Ohio State, 2/26/23
15+ assists	never, Quinn Buckner (14) Indiana, 2/18/74
10-14 assists	DeVante' Jones (10) Michigan, 2/27/22
7+ steals	Delfinco Bogan (7) UT Martin, 11/12/17
5+ blocks	Trayce Jackson-Davis (5) Indiana, 2/18/23

AN OPPOSING TEAM HAD

100+ points	104, Iowa, 1/11/18
under 50 points	47, Alabama A&M, 12/17/22
under 40 points	38, Chicago State, 11/26/20
50+ rebounds	50, Nebraska, 2/2/19
20+ off. reb.	20, The Citadel, 11/20/19

Elite Company

Terrence Shannon Jr. had a dominating all-around performance in the Jan. 10 win at Nebraska, totaling 25 points, season-high 11 rebounds, four assists, and career-high tying four steals. Shannon is one of just four Big Ten players in the last 20 years to record a 25/10/4/4 game, and the only one to do so on the road:

Carl Landry, Purdue	25 pts, 12 reb, 4 ast, 6 stl	Feb. 28, 2007	vs. Minnesota
JaJuan Johnson, Purdue	25 pts, 11 reb, 5 ast, 4 stl	Nov. 21, 2010	vs. Oakland
Ethan Happ, Wisconsin	28 pts, 10 reb, 4 ast, 4 stl	Jan. 2, 2018	vs. Indiana
Terrence Shannon Jr., Illinois	25 pts, 11 reb, 4 ast, 4 stl	Jan. 10, 2023	at Nebraska

1,000-Point Club

Graduate student **Matthew Mayer** recorded his 1,000th career point Jan. 4 at Northwestern. He is the second Illini newcomer to reach the milestone, joining senior **Terrence Shannon Jr.**, who scored his 1,000th career point vs. UCLA on Nov. 18.

Terrence Shannon Jr.	1,410 career points	495 points at Illinois	915 points at Texas Tech
Matthew Mayer	1,269 career points	404 points at Illinois	865 points at Baylor

Mid-Year Additions

Illinois added two players to its active roster during the semester break.

AJ Redd, a 6-3, 160-pound guard who previously worked with the men's basketball program as an on-court manager, joined the team in practices in December and dressed for the first time against Missouri.

Redd played four years of varsity basketball at Chicago's St. Ignatius College Prep, helping lead the Wolfpack to a third-place finish at the 2022 IHSA Class 3A state championships. He is St. Ignatius' No. 4 all-time leading scorer (1,109 points) and the Wolfpack career leader in rebounds (523), assists (293) and steals (111).

Niccolo Moretti is a 6-1 point guard from Bologna, Italy. He began practicing with the Illini on Jan. 26 after arriving from Canberra, Australia, where he was a member of the NBA Global Academy, a year-round training center at Basketball Australia's Centre of Excellence at the Australian Institute of Sport.

Moretti trained under the direction of legendary Australian coach Marty Clarke, and alongside top international prospects from around the world. Moretti also helped lead Italy to a 4-3 record and sixth-place finish at the FIBA U18 European Championships from July 30-August 7 in Izmir, Turkey. He averaged 9.0 points, 3.6 rebounds and 3.3 assists, highlighted by 15 points, six assists and five steals in a round of 16 victory over Greece.

Clark Steps Away

Illini freshman **Sky Clark** announced Jan. 6 his decision to step away from basketball "for the time being to prioritize myself and my family's wellbeing."

Clark played in 13 of the first 14 games, starting 12. He averaged 7.0 points and 3.7 rebounds and was third on the team in assists (1.9 apg).

Hawkins Joins Triple-Double Club

There have been five triple-doubles by four different players in Fighting Illini history, three of which have occurred over the last three seasons of the Underwood era.

Coleman Hawkins recorded the first one by a 6-foot, 10-inch point-center, carving up the Syracuse zone on Nov. 29 with 15 points, 10 rebounds, and a career-high 10 assists to join the distinguished lists of Illini with triple-doubles:

Nov. 29, 2022	Coleman Hawkins	15 pts, 10 reb, 10 ast	vs. Syracuse
Feb. 20, 2021	Ayo Dosunmu	19 pts, 10 reb, 10 ast	at Minnesota
Feb. 6, 2021	Ayo Dosunmu	21 pts, 12 reb, 12 ast	vs. Wisconsin
Jan. 13, 2001	Sergio McClain	10 pts, 11 reb, 11 ast	vs. Michigan
Feb. 1, 1979	Mark Smith	18 pts, 13 reb, 10 ast	vs. Minnesota

Underwood Hits Century Mark at Illinois

A blowout win over Syracuse in the ACC/Big Ten Challenge marked the 100th victory at Illinois for head coach **Brad Underwood**. He is just the sixth coach in program history in the 100-win club:

Coach	Wins	Years	First-Last
Lou Henson	423	21	1976-1996
Harry Combes	316	20	1948-1967
Bruce Weber	210	9	2004-2012
Doug Mills	151	11	1937-1947
J. Craig Ruby	148	14	1923-36
Brad Underwood	114	6	2018-

Shannon Jr.'s B1G Week

Terrence Shannon Jr. was selected Big Ten Player of the Week for his performance the week of Nov. 14-20. He earned the award after averaging 22.7 points, 7.3 rebounds and 4.3 assists while shooting 59.5% from the field and 56.5% from three. He had career and school-record performances while leading the No. 16 Fighting Illini to a 2-1 record on the week, including a top-10 victory.

Shannon began the week by setting a new career scoring high with 30 points in just 23 minutes in the blowout win over Monmouth, adding eight rebounds and four assists.

He then had arguably the signature performance of the early college basketball season, pouring in 29 points while tying the school record with eight 3-pointers in Illinois' comeback from 15 points down to defeat No. 8 UCLA in Las Vegas.

Shannon was on fire throughout the night, going 8-of-9 from downtown to become the sixth player in Illini history with eight made threes in a game. He also tallied his third career double-double – and first as an Illini – collecting a game-high 10 rebounds vs. UCLA to go with his 29 points.

According to @ESPNStatsInfo, Shannon is one of only two players in the last 25 seasons to have 25 points, 10 rebounds and eight threes in a top-25 match-up (Trae Young vs. TCU in 2018). He also reached a scoring milestone, recording his 1,000th career point on a 3-pointer with 14:46 left in the game.

Shannon finished the week by tying his career high with six assists and scoring nine points in the loss to No. 16 Virginia in the championship game of the Continental Tire Main Event.

Illini Sign Another Top-20 Class

Illinois signed four-star recruits **Amani Hansberry** and **Dravyn Gibbs-Lawhorn** to national letters of intent during the early signing period, giving Illinois another top-20 ranked recruiting class in the Underwood era. The class is ranked No. 19 by 247Sports.

AMANI HANSBERRY

F, 6-8, 235

Silver Spring, Md.; Mount Saint Joseph H.S.

Notes: No. 1 player in state of Maryland ... Ranked No. 42 by Top247, No. 63 by ESPN100, No. 85 by On3, and No. 118 by Rivals150 ... Averaged 20.3 points, 13.6 rebounds and 4.3 assists last season ... Named Player of the Year by Varsity Sports Network ... Led Mount Saint Joseph to a 32-7 record, including the Maryland Interscholastic Athletic Association A Conference championship and Baltimore Catholic League (BCL) Tournament title ... Named MVP of the BCL Tournament.

DRAVYN GIBBS-LAWHORN

G, 6-1, 165

Lafayette, Ind.; Overtime Elite

Notes: Goes by Dra ... Ranked No. 70 by ESPN100, No. 76 by Rivals150, No. 80 by Top247, and No. 108 by On3 ... Was a reserve last spring on a Montverde team loaded with Division I prospects that won the 2022 GEICO Nationals championship ... Averaged 18.2 points, 2.1 rebounds, 3.2 assists, and 1.8 steals in the Nike EYBL, shooting 48 percent from the field and 37 percent from three ... Named MVP of the EYBL Indy session by The Circuit.

Big Champs

Illinois won the 2022 Big Ten championship, going 15-5 in league play to share the regular season title with Wisconsin. Illinois earned the No. 1 seed in the Big Ten Tournament by virtue of an 80-67 victory over Wisconsin in Champaign in the only meeting between the teams.

It marked the 18th Big Ten title in Illinois history, and the UI's first since 2005:

1915	1935	1943	1952	1998	2004
1917	1937	1949	1963	2001	2005
1924	1942	1951	1984	2002	2022

This was nearly a back-to-back regular season title run after Illinois led the Big Ten in wins in 2021 while playing the full league schedule. But the Illini were declared runner-up that year after an unbalanced schedule resulted in a .024 win percentage differential (Michigan 14-3, .824 vs. Illinois 16-4, .800, with Illinois defeating Michigan 76-53 in Ann Arbor in their only meeting).

Illinois' 15 Big Ten wins last year tied the second-most in program history behind 16 conference wins the previous season. The Illini also won 15 Big Ten games in 1984 and 2005.

Underwood's Big Run in the Big

Head Coach Brad Underwood owns Illinois' two all-time winningest Big Ten seasons, and three of the top seven:

1.	16	2021	Brad Underwood	7.	13	2020	Brad Underwood
2.	15	2022	Brad Underwood		13	2004	Bruce Weber
	15	2005	Bruce Weber		13	2001	Bill Self
	15	1984	Lou Henson		13	1998	Lon Kruger
5.	14	1989	Lou Henson		13	1987	Lou Henson
	14	1953	Harry Combes		13	1951	Harry Combes
					13	1942	Doug Mills

Accomplished Ayo

Former Fighting Illini star **Ayo Dosunmu** is enjoying a terrific start to his pro career in his hometown of Chicago. He is a starting guard for the Bulls in his second season, after earning NBA second-team All-Rookie honors in 2022.

Dosunmu averaged 20.1 points, 6.3 rebounds and 5.3 assists during his final season at Illinois, becoming the first NCAA player since 2010 and just the second Big Ten player since 1993 to average at least 20 points, six rebounds and five assists. He accumulated the most impressive single-season list of accolades ever by an Illini player, highlighted by USA Today National Player of the Year, Bob Cousy Point Guard of the Year, and consensus first-team All-American.

Dosunmu was selected by the Bulls with the No. 38 overall pick in the second round of the 2021 NBA Draft. He returned to campus last season to raise his banner to the State Farm Center rafters, joining the Fighting Illini Honored Jerseys program.

UNDERWOOD MEDIA SCHEDULE

Coach Underwood will hold an in-person press conference at State Farm Center (SFC) prior to every home game (unless otherwise denoted in below schedule due to arena conflicts), and media availability at Ubben prior to every road/neutral game. Select players will also be available prior to each game, either preceding or following Underwood, dependent on that day's practice/travel schedule.

All in-person press conferences will be held in the State Farm Center Media Room. Enter through the guard shack north of the arena. Courtesy parking is available in the northeast lot of State Farm Center (enter off Fourth St.). All in-person press conferences also will be streamed on fightingillini.com. Following every press conference, video will be available for download via the Illinois Media Box and viewable on the Fighting Illini Athletics Youtube page.

Note: All press conference times will be determined on a weekly basis as dictated by practice and travel schedules. Media will be alerted to exact times via email advisory the day prior. If you are not receiving those emails, please contact SID Derrick Burson.

11 a.m., Friday, Nov. 4, SFC — Eastern Illinois
3 p.m., Wednesday, Nov. 9, SFC — Signing Day
3 p.m., Thursday, Nov. 10, SFC — Kansas City
12:20 p.m., Sunday, Nov. 13, Ubben — Monmouth
9:50 a.m., Wednesday, Nov. 16, Ubben — UCLA/Baylor/Virginia
12 p.m., Wednesday, Nov. 23, SFC — Lindenwood
3:45 p.m., Monday, Nov. 28, SFC — Syracuse
9:20 a.m., Thursday, Dec. 1, Ubben — Maryland
10 a.m., Monday, Dec. 5, Ubben — Texas
12 p.m., Friday, Dec. 9, SFC — Penn State
12 p.m., Friday, Dec. 16, SFC — Alabama A&M
2:50 p.m., Tuesday Dec. 20, Ubben — Missouri
3 p.m., Wednesday, Dec. 28, SFC — Bethune-Cookman
3:45 p.m., Tuesday, Jan. 3, Zoom — Northwestern
10:20 a.m., Friday, Jan. 6, SFC — Wisconsin
10:30 a.m., Monday, Jan. 9, Ubben — Nebraska
1:20 p.m., Thursday, Jan. 12, SFC — Michigan State
10:30 a.m., Sunday, Jan. 15, Ubben — Minnesota
2 p.m., Wednesday, Jan. 18, Ubben — Indiana
2 p.m., Monday, Jan. 23, SFC — Ohio State
10:30 a.m., Friday, Jan. 27, Ubben — Wisconsin
2 p.m., Monday, Jan. 30, SFC — Nebraska
11 a.m., Friday, Feb. 3, Ubben — Iowa
5:15 p.m., Thursday, Feb. 9, SFC — Rutgers
10:30 a.m., Monday, Feb. 13, Ubben — Penn State
9:30 a.m., Friday, Feb. 17, Ubben — Indiana
12:30 p.m., Sunday, Feb. 19, Zoom — Minnesota
2 p.m., Wednesday, Feb. 22, Ubben — Northwestern
9 a.m., Saturday, Feb. 25, Ubben — Ohio State
1:45 p.m., Wednesday, March 1, SFC — Michigan
9:30 a.m., Saturday, March 4, Ubben — Purdue
3 p.m., Tuesday, March 7, Ubben — BIG Tournament
Sunday, March 12, TBD — NCAA Tournament

COACH UNDERWOOD RADIO SHOW

Program airs Mondays from 7-8 p.m. on the Busey Bank Illini Sports Network and locally on WDWS-AM 1400, the flagship station for the network. The host is Brian Barnhart. Shows will be held at Papa Del's Pizza Factory in Champaign.

Underwood Radio Show Dates

Nov.-28	Jan.-30
Dec.-12	Feb.-6
Dec.-19	Feb.-27
Jan.-23	March-6

BUSEY BANK ILLINI SPORTS NETWORK (55 stations)

Aledo, WRMJ-FM 102.3
Alton, WBGZ-AM 1570
Alton, WBGZ-FM 94.3
Canton, WBYS-AM 1560
Canton, WBYS-FM 93.7
Carbondale, WINI-FM 93.5
Carthage, WCAZ-AM 1510
Carthage, WCAZ-FM 93.1
Champaign, WDWS-AM 1400
Champaign, WDWS-FM 93.9
Champaign, WHMS-FM 97.5
Chicago, WLS-AM 890
Danville, WDAN-AM 1490
Danville, WDNL-FM 102.1
Davenport, IA, WFXN-AM 1230
Decatur, WSOY-AM 1340
Decatur, WSOY-FM 103.3
Dwight, WJEZ-FM 98.9
Effingham-Mattoon, WHQQ-FM 98.9
Fairfield, WFIW-AM 1390
Fairfield, WFIW-FM 103.3
Farmington (Peoria), WHPI-FM, 96.5
Galesburg, WGIL-AM 1400
Galesburg, WGIL-FM 93.7
Jacksonville, WJIL-AM 1550
Jacksonville, WJIL-FM 102.9
Jerseyville, WJBM-AM 1480
Litchfield, WAOX-FM 105.3
Marion, WGGH-AM 1150
Marion, WGGH-FM 98.5
Marshall, WMMC-FM 105.9
Mt. Carmel, WSJD-FM 100.5
Murphysboro, WINI-AM 1420
Murphysboro, WINI-FM 93.5
Olney, WSEI-FM 92.9
Paxton, WPXN-FM 104.9
Peoria, WZPN-FM 101.1
Pittsfield, WBBA-FM 97.5
Quincy, WTAD-AM 930
Quincy, WTAD-FM 103.3
Robinson, WTAY-AM 1570
Robinson, WTAY-FM 94.3
Rockford, WROK-AM 1440
Rushville, WKXQ-FM 92.5
Salem, WJBD-AM 1350
Salem, WJBD-FM 100.1
Sparta, WHCO-AM 1230
Springfield, WFMB-AM 1450
Springfield, WFMB-FM 107.1
Springfield, WCVS-FM 96.7
St. Louis, MO, KFNS-AM 590
Tower Hill, WSVZ-FM, 98.3
Vandalia, KPMB-AM 1500
Watseka, WGFA-FM 94.1

SiriusXM
The Varsity Network

ILLINOIS BASKETBALL QUICK FACTS

GENERAL INFORMATION

Location: Champaign-Urbana, Ill.
Founded: 1867
Enrollment: 56,644
Nickname: Fighting Illini
Colors: Orange and Blue
Arena: State Farm Center
Opened: 1963
Capacity: 15,544
Conference: Big Ten
President: Timothy L. Killeen
Chancellor: Robert J. Jones
Director of Athletics: Josh Whitman
Ticket Office Phone: 217-333-3470 or 1-866-ILLINI-1

HISTORY

Seasons of Basketball: 118th
First Year of Basketball: 1906
All-Time Record: 1,878-1,050 (.641)
All-Time Big Ten Record: 989-752 (.568)
NCAA Tournament Appearances / Last: 32 / 2022
All-Time NCAA Tournament Record: 42-33 (.560)
NCAA Final Four Appearances / Last: 5 / 2005
Big Ten Championships / Last: 18 / 2022
Big Ten Tournament Championships / Last: 3 / 2021

COACHING STAFF

Head Coach: Brad Underwood, 6th year
Alma Mater, Year: Kansas State University '86
Record at Illinois / Years: 114-77 (.597) / 6th
Career Record / Years: 223-104 (.682) / 10th
Assistant Coaches: Geoff Alexander, Tim Anderson, Chester Frazier
Assistant to the Head Coach: Zach Hamer
Strength and Conditioning Coach: Adam Fletcher
Assistant Athletic Director: Joey Biggs
Director of Recruiting and Scouting: Tyler Underwood
Video Coordinator: Patrick Bittle
Athletic Trainer: Paul Schmidt
Director of Branding and Creative Media: Courtney Bay
Graduate Managers: Marcus Anderson, Bobby Gikas
Administrative Secretary: Nicole Anderson

2021-22 TEAM INFORMATION

Overall Record: 23-10
Big Ten Record / Finish: 15-5 / T-1st
Postseason: NCAA Tournament Round of 32
Final Ranking: AP - 19 / Coaches - 19
Starters Returning / Lost: 0 / 5
Lettermen Returning / Lost: 5 / 10
Newcomers: 8

ATHLETICS COMMUNICATION

Men's Basketball Contact: Derrick Burson
Cell Phone: 217-766-7315
Email: burson@illinois.edu
Associate AD, Media Relations: Kent Brown
Cell Phone: 217-493-9795
Email: kwbrown3@illinois.edu
Office Phone: 217-333-1391
Mailing Address: Bielfeldt Athletics Admin. Bldg.
1700 South Fourth Street
Champaign, IL 61820
Website: fightingillini.com

BIG TEN TOURNAMENT HISTORY

1998 Chicago (#2 Seed)

Quarterfinal

March 6 #2 Illinois 66, #10 Wisconsin 61

Semifinal

March 7 #3 Purdue 68, #2 Illinois 47

1999 Chicago (#11 Seed)

First Round

March 4 #11 Illinois 67, #6 Minnesota 64

Quarterfinal

March 5 #11 Illinois 82, #3 Indiana 66

Semifinal

March 6 #11 Illinois 79, #2 Ohio State 77

Championship

March 7 #1 Michigan State 67, #11 Illinois 50

2000 Chicago (#4 Seed)

Quarterfinal

March 10 #4 Illinois 72, #5 Indiana 69

Semifinal

March 11 #4 Illinois 94, #9 Penn State 84

Championship

March 12 #2 Michigan State 76, #4 Illinois 61

2001 Chicago (#1 Seed)

Quarterfinal

March 9 #1 Illinois 83, #8 Purdue 66

Semifinal

March 10 #4 Indiana 58, #1 Illinois 56

2002 Indianapolis (#3 Seed)

Quarterfinal

March 8 #3 Illinois 92, #6 Minnesota 76

Semifinal

March 9 #2 Ohio State 94, #3 Illinois 88

2003 Chicago (#2 Seed)

Quarterfinal

March 14 #2 Illinois 94, #10 Northwestern 65

Semifinal

March 15 #2 Illinois 73, #6 Indiana 72

Championship

March 16 #2 Illinois 72, #8 Ohio State 59

2004 Indianapolis (#1 Seed)

Quarterfinal

March 12 #1 Illinois 71, #8 Indiana 59

Semifinal

March 13 #1 Illinois 74, #5 Michigan 60

Championship

March 14 #2 Wisconsin 70, #1 Illinois 53

2005 Chicago (#1 Seed)

Quarterfinal

March 11 #1 Illinois 68, #8 Northwestern 51

Semifinal

March 12 #1 Illinois 64, #5 Minnesota 56

Championship

March 13 #1 Illinois 54, #3 Wisconsin 43

2006 Indianapolis (#3 Seed)

Quarterfinal

March 10 #6 Michigan State 61, #3 Illinois 56

2007 Chicago (#6 Seed)

First Round

March 8 #6 Illinois 66, #11 Penn State 60

Quarterfinal

March 9 #6 Illinois 58, #3 Indiana 54 (OT)

Semifinal

March 10 #2 Wisconsin 53, #6 Illinois 41

2008 Indianapolis (#10 Seed)

First Round

March 13 #10 Illinois 64, #7 Penn State 63

Quarterfinal

March 14 #10 Illinois 74, #2 Purdue 67 (OT)

Semifinal

March 15 #10 Illinois 54, #6 Minnesota 50

Championship

March 16 #1 Wisconsin 61, #10 Illinois 48

2009 Indianapolis (#2 Seed)

Quarterfinal

March 13 #2 Illinois 60, #7 Michigan 50

Semifinal

March 14 #3 Purdue 66, #2 Illinois 56

2010 Indianapolis (#5 Seed)

Quarterfinal

March 12 #5 Illinois 58, #4 Wisconsin 54

Semifinal

March 13 #1 Ohio State 88, #5 Illinois 81 (2OT)

2011 Indianapolis (#5 Seed)

Quarterfinal

March 11 #4 Michigan 60, #5 Illinois 55

2012 Indianapolis (#9 Seed)

First Round

March 8 #8 Iowa 64, #9 Illinois 61

2013 Chicago (#8 Seed)

First Round

March 14 #8 Illinois 51, #9 Minnesota 49

Quarterfinal

March 15 #1 Indiana 80, #8 Illinois 64

2014 Indianapolis (#9 Seed)

First Round

March 13 #9 Illinois 64, #8 Indiana 54

Quarterfinal

March 14 #1 Michigan 64, #9 Illinois 63

2015 Chicago (#8 Seed)

Second Round

March 12 #9 Michigan 73, #8 Illinois 55

2016 Indianapolis (#12 Seed)

First Round

March 9 #12 Illinois 85, #13 Minnesota 52

Second Round

March 10 #12 Illinois 68, #5 Iowa 66

Quarterfinal

March 11 #4 Purdue 89, #12 Illinois 55

2017 Washington D.C. (#9 Seed)

Second Round

March 9 #8 Michigan 75, #9 Illinois 55

2018 New York City (#13 Seed)

First Round

Feb. 28 #12 Iowa 96, #13 Illinois 87

2019 Chicago (#11 Seed)

First Round

March 13 #11 Illinois 74, #14 Northwestern 69 (OT)

Second Round

March 14 #6 Iowa 83, #11 Illinois 62

2020 Indianapolis (#4 Seed)

Canceled due to COVID-19

2021 Indianapolis (#2 Seed)

Quarterfinal

March 12 #2 Illinois 90, #7 Rutgers 68

Semifinal

March 13 #2 Illinois 82, #3 Iowa 71

Championship

March 14 #2 Illinois 91, #5 Ohio State 88 (OT)

2022 Indianapolis (#1 Seed)

Quarterfinal

March 11 #9 Indiana 65, #1 Illinois 63

2023 Chicago (#7 Seed)

Second Round

March 9 #7 Illinois vs. #10 Penn State

All-Time Record: 31-21 (.596)

BIG TEN TOURNAMENT HISTORY

Illinois Record by Seed

	Times	Record	Last Year (Record)
#1	4	6-3	2022 (0-1)
#2	4	8-2	2021 (3-0)
#3	2	1-2	2006 (0-1)
#4	2	2-1	2020 (0-0)
#5	2	1-2	2011 (0-1)
#6	1	2-1	2007 (2-1)
#7	1	0-0	2023 (0-0)
#8	2	1-2	2015 (0-1)
#9	3	1-3	2017 (0-1)
#10	1	3-1	2008 (3-1)
#11	2	4-2	2019 (1-1)
#12	1	2-1	2016 (2-1)
#13	1	0-1	2018 (0-1)
<i>Total</i>	<i>26</i>	<i>31-21</i>	

When Seeded Higher (Better): 21-7

When Seeded Lower (Worse): 10-14

Record by Round:

Wednesday (1st Rd: 2015-): 2-1

Thursday (1st Rd: 1998-2014, 2nd Rd: 2015-): 6-4

Quarterfinals: 13-6

Semifinals: 7-6

Championship: 3-4

When playing its first game of the tournament: 17-7

Wednesday: 2-1, Thursday: 5-3, Friday: 10-3

Record by Site:

Chicago, *United Center*: 17-8

Indianapolis: 14-11

Gainbridge Fieldhouse: 11-11, Lucas Oil Stadium: 3-0

New York City, *Madison Square Garden*: 0-1

Washington D.C., *Verizon Center*: 0-1

Longest Winning Streak: 5 games (3/14/03-3/13/04)

Longest Losing Streak: 3 games, twice
(3/13/10-3/8/12 & 3/11/16-2/28/18)

Illinois Record vs. Seed

	Record	Last Game (Result)
vs. #1	0-5	2014 (L)
vs. #2	2-4	2008 (W)
vs. #3	4-2	2021 (W)
vs. #4	1-3	2016 (L)
vs. #5	5-0	2021 (W)
vs. #6	4-2	2019 (L)
vs. #7	3-0	2021 (W)
vs. #8	5-2	2017 (L)
vs. #9	2-2	2022 (L)
vs. #10	2-0	2003 (W)
vs. #11	1-0	2007 (W)
vs. #12	0-1	2018 (L)
vs. #13	1-0	2016 (W)
vs. #14	1-0	2019 (W)
<i>Total</i>	<i>31-21</i>	

Record vs. Opponent:

Indiana: 6-3

Iowa: 2-3

Maryland: 0-0

Michigan: 2-4

Michigan State: 0-3

Minnesota: 6-0

Nebraska: 0-0

Northwestern: 3-0

Ohio State: 3-2

Penn State: 3-0

Purdue: 2-3

Rutgers: 1-0

Wisconsin: 3-3

All-Tournament Team Selections (14)

Cory Bradford	1999
Brian Cook	2000, 2003
Roger Powell	2003
Dee Brown	2004
Deron Williams	2004
James Augustine	2005
Luther Head	2005
Shaun Pruitt	2008
Mike Davis	2009
Demetri McCamey	2008, 2010
Kofi Cockburn	2021
Ayo Dosunmu	2021

Most Outstanding Players (3)

Brian Cook	2003
James Augustine	2005
Ayo Dosunmu	2021

BIG TEN TOURNAMENT RECORDS

Illinois Team Single-Game Bests in the Big Ten Tournament

Category	Statistic, Opponent, Date
Field Goals	33 vs. Penn State, 3/11/00
Field Goal Attempts	75 vs. Ohio State, 3/13/10
Field Goal Percentage	.622 (28-45) vs. Minnesota, 3/8/02
3-Point Field Goals	14 vs. Minnesota, 3/9/16
	14 vs. Iowa, 2/28/18
3-Point Field Goal Attempts	30 vs. Ohio State, 3/13/10
	30 vs. Iowa, 2/28/18
3-Point Field Goal Percentage	.600 (6-10) vs. Purdue, 3/14/08
	.600 (6-10) vs. Wisconsin, 3/12/10
Free Throws	26 vs. Northwestern, 3/14/03
Free Throw Attempts	34 vs. Northwestern, 3/14/03
Free Throw Percentage	1.000 (6-6) vs. Iowa, 3/10/16
Offensive Rebounds	22 vs. Indiana, 3/5/99
Defensive Rebounds	38 vs. Wisconsin, 3/12/10
Total Rebounds	51 vs. Indiana, 3/5/99
Points	94 vs. Penn State, 3/11/00
	94 vs. Northwestern, 3/14/03
Assists	30 vs. Penn State, 3/11/00
Blocks	7 vs. Minnesota, 3/8/02
Steals	14 vs. Penn State, 3/11/00

Illinois Team Tournament Bests in the Big Ten Tournament

Category	Statistic, Year
Field Goals	95 (4 G), 1999
Field Goal Attempts	212 (4 G), 1999
Field Goal Percentage	.582 (57-98) (2 G), 2002
3-Point Field Goals	28 (3 G), 2016
3-Point Field Goal Attempts	67 (3 G), 2016
3-Point Field Goal Percentage	.548 (23-42) (2 G), 2002
Free Throws	62 (4 G), 1999
	62 (3 G), 2003
Free Throw Attempts	97 (4 G), 1999
Free Throw Percentage	.903 (28-31) (2 G), 2013
Offensive Rebounds	50 (4 G), 1999
Defensive Rebounds	95 (4 G), 1999
Total Rebounds	145 (4 G), 1999
Points	278 (4 G), 1999
Assists	64 (4 G), 1999
	64 (3 G), 2000
Blocks	15 (3 G), 2000
Steals	31 (4 G), 1999

Illinois Individual Single-Game Bests in the Big Ten Tournament

Category	Statistic, Player, Opponent, Date
Field Goals	12, Giorgi Bezhaniashvili vs. Northwestern, 3/13/19
Field Goal Attempts	19, Kevin Turner vs. Wisconsin, 3/6/98
	19, Mike Davis vs. Michigan, 3/13/09
	19, Demetri McCamey vs. Ohio State, 3/13/10
Field Goal Pct. (min. 8 att.)	.818 (9-11), Meyers Leonard vs. Iowa, 3/8/12
3-Point Field Goals	6, Cory Bradford vs. Michigan State, 3/7/99
	6, Demetri McCamey vs. Purdue, 3/14/08
3-Pt. Field Goal Attempts	11, Cory Bradford vs. Michigan State, 3/12/00
	11, Demetri McCamey vs. Ohio State, 3/13/10
3-Pt. FG Pct. (min. 5 att.)	1.000 (6-6), Demetri McCamey vs. Purdue, 3/14/08
Free Throws	11, Brian Cook vs. Indiana, 3/15/03
	11, Brandon Paul vs. Indiana, 3/15/13
Free Throw Attempts	13, Kofi Cockburn vs. Ohio State, 3/14/21
Free Throw Pct. (min. 8 att.)	1.000 (8-8), Fess Hawkins vs. Indiana, 3/5/99

Offensive Rebounds	7, Kofi Cockburn vs. Rutgers, 3/12/21
Defensive Rebounds	12, Mike Davis vs. Ohio State, 3/13/10
Total Rebounds	18, Mike Davis vs. Ohio State, 3/13/10
Points	31, Kipper Nichols vs. Iowa, 2/28/18
Assists	11, Frank Williams vs. Purdue, 3/9/01
	11, Frank Williams vs. Minnesota, 3/8/02
Blocks	5, Nnanna Egwu vs. Indiana, 3/13/14
Steals	6, Sergio McClain vs. Penn State, 3/11/00
Minutes	46, Demetri McCamey vs. Ohio State, 3/13/10
	46, Mike Davis vs. Ohio State, 3/13/10

Illinois Individual Tournament Bests in the Big Ten Tournament

Category	Statistic, Player, Year
Field Goals	25, Cory Bradford (4 G), 1999
Field Goal Attempts	58, Cory Bradford (4 G), 1999
FG Pct. (min. 5 made per game)	.818 (18-22), Giorgi Bezhaniashvili (2 G), 2019
3-Point Field Goals	17, Cory Bradford (4 G), 1999
3-Pt. Field Goal Attempts	29, Cory Bradford (4 G), 1999
3-Pt. Field Goal Pct. (min. 10 att.)	.700 (7-10), Warren Carter (3 G), 2007
Free Throws	24, Brian Cook (3 G), 2003
Free Throw Attempts	31, Kofi Cockburn (3 G), 2021
Free Throw Pct. (min. 15 att.)	.875 (14-16), Lucas Johnson (4 G), 1999
Offensive Rebounds	15, Roger Powell (3 G), 2005
	15, Kofi Cockburn (3 G), 2021
Defensive Rebounds	22, James Augustine (3 G), 2005
	22, Shaun Pruitt (4 G), 2008
Total Rebounds	36, Shaun Pruitt (4 G), 2008
Points	75, Cory Bradford (4 G), 1999
Assists	21, Dee Brown (3 G), 2003
Blocks	7, Nick Smith (3 G), 2003
Steals	8, Sergio McClain (4 G), 1999
	8, Dee Brown (3 G), 2004
	8, Malcolm Hill (3G), 2016
Minutes	146, Chester Frazier (4 G), 2008

Illinois Individual Career Bests in the Big Ten Tournament

Category	Statistic, Player, Years
Field Goals	56, Cory Bradford (11 G), 1999-02
Field Goal Attempts	133, Cory Bradford (11 G), 1999-02
Field Goal Pct. (min. 25 att.)	.621 (41-66), James Augustine (10 G), 2003-06
3-Point Field Goals	35, Cory Bradford (11 G), 1999-02
3-Pt. Field Goal Attempts	78, Cory Bradford (11 G), 1999-02
3-Pt. FG Pct. (min. 20 att.)	.568 (21-37), Sean Harrington (10 G), 2000-02
Free Throws	39, Brian Cook (10 G), 2000-03
Free Throw Attempts	46, Brian Cook (10 G), 2000-03
Free Throw Pct. (min. 25 att.)	.848 (39-46), Brian Cook (10 G), 1999-02
Offensive Rebounds	28, James Augustine (10 G), 2003-06
Defensive Rebounds	57, James Augustine (10 G), 2003-06
Total Rebounds	85, James Augustine (10 G), 2003-06
Points	167, Cory Bradford (11 G), 1999-02
Assists	49, Dee Brown (10 G), 2003-06
Blocks	11, Brian Cook (10 G), 2000-03
Steals	21, Sergio McClain (11 G), 1998-01
	21, Dee Brown (10 G), 2003-06
Minutes	348, Cory Bradford (11 G), 1999-02

CURRENT ILLINI BIG TEN TOURNAMENT CAREER STATISTICS

#10 LUKE GOODE

Date	Opponent	G-GS	MIN	FG-A	3P-A	FT-A	REB	PF-DQ	A	TO	BLK	ST	PTS
2022													
3-11	vs. Indiana	1-0	3:42	0-1	0-1	0-0	0-0-0	1	0	0	0	0	0

#33 COLEMAN HAWKINS

Date	Opponent	G-GS	MIN	FG-A	3P-A	FT-A	REB	PF-DQ	A	TO	BLK	ST	PTS
2021													
3-12	vs. Rutgers	1-0	3:15	0-1	0-1	0-0	0-1-1	1	1	0	0	0	0
3-13	vs. Iowa	DNP											
3-14	vs. Ohio State	DNP											
2022													
3-11	vs. Indiana	1-1	32:48	5-10	4-7	4-7	2-2-4	0	2	1	0	2	18
Total		2-1	36:03	5-11/.455	4-8/.500	4-7/.571	2-3-5/2.5	1-0	3/1.5	1	0/0.0	2/1.0	18/9.0

#12 BRANDON LIEB

Date	Opponent	G-GS	MIN	FG-A	3P-A	FT-A	REB	PF-DQ	A	TO	BLK	ST	PTS
2021													
3-12	vs. Rutgers	DNP											
3-13	vs. Iowa	DNP											
3-14	vs. Ohio State	DNP											
2022													
3-11	vs. Indiana	DNP											

#15 RJ MELENDEZ

Date	Opponent	G-GS	MIN	FG-A	3P-A	FT-A	REB	PF-DQ	A	TO	BLK	ST	PTS
2022													
3-11	vs. Indiana	1-0	4:27	0-2	0-0	0-0	0-0-0	0	0	0	0	1	0

#2 CONNOR SERVEN

Date	Opponent	G-GS	MIN	FG-A	3P-A	FT-A	REB	PF-DQ	A	TO	BLK	ST	PTS
2021													
3-12	vs. Rutgers	1-0	1:34	0-0	0-0	0-0	0-0-0	0	0	0	0	0	0
3-13	vs. Iowa	DNP											
3-14	vs. Ohio State	DNP											
2022													
3-11	vs. Indiana	DNP											



HEAD COACH BRAD UNDERWOOD

6TH YEAR AT ILLINOIS // 10TH YEAR AS DIV. I HEAD COACH // 36TH YEAR IN COACHING

THE UNDERWOOD FILE

HOMETOWN

McPherson, Kan.

FAMILY

Wife, Susan
Son, Tyler; Daughters, Katie & Ashley

EDUCATION

Kansas State University,
B.S., Radio & TV Communications, 1986

PLAYING EXPERIENCE

1983 Hardin-Simmons University
1984 Independence Community College
1985-86 Kansas State University

COACHING EXPERIENCE

1988 (1 YR) Graduate Assistant
Hardin-Simmons University

1989 (1 YR) Assistant Coach
Dodge City Community College

1990-93 (4 YRS) Head Coach
Dodge City Community College

1994-2003 (10 YRS) Assistant Coach
Western Illinois University

2004-06 (3 YRS) Head Coach
Daytona Beach Community College

2007 (1 YR) Director of Operations
Kansas State University

2008-11 (4 YRS) Assistant Coach
Kansas State University

2012 (1 YR) Associate Head Coach
Kansas State University

2013 (1 YR) Associate Head Coach
University of South Carolina

2014-16 (3 YRS) Head Coach
Stephen F. Austin University

2017 (1 YR) Head Coach
Oklahoma State University

2018- (6TH YR) Head Coach
University of Illinois

Brad Underwood has reinvigorated Illinois Basketball, bringing the Fighting Illini back to the national stage and building a championship program during his six seasons in Champaign.

Underwood is the 18th head coach in Illinois history, hired in March 2017 as the Richmond Family Endowed Men's Head Basketball Coach.

He has won more than 68 percent of his games during his 10 years as a Division I head coach, recording eight 20-win seasons. Underwood has made six appearances in the NCAA Tournament, with a seventh precluded by the cancellation of the 2020 postseason due to COVID-19.

Underwood led Illinois to the 2022 Big Ten championship in year five, navigating a challenging schedule with a frequently depleted roster to post a 15-5 league record and earn the school's first regular season conference title in 17 years. Illinois went 23-10 overall as Underwood recorded his third-straight 20-plus win season, the UI's first stretch since 2009-11. Illinois ended the year at No. 19 in the AP poll to register a third-straight Top 25 finish, the program's longest streak since 2000-06.

Illinois was a No. 4 seed in the 2022 NCAA Tournament, becoming one of just six programs to receive top-4 seeds in back-to-back tournaments after earning a No. 1 seed in 2021. Illinois stands as one of just 12 schools to advance to the Round of 32 in each of the last two NCAA Tournaments, which also marks Illinois' first time advancing in consecutive NCAA Tournaments in 16 years.

Underwood coached junior Kofi Cockburn, the most dominant player in college basketball, to consensus first-team All-America honors in 2022. Cockburn was the only player in the country to average 20+ points and 10+ rebounds, becoming the first Illini to do so in the last 50 years. Cockburn joined Ayo Dosunmu as the only AP first-team All-Americans in school history, players mentored by Underwood in back-to-back seasons.

Underwood's fourth Illini team in 2021 put together one of the best seasons in school history, ending the year ranked No. 2 in the final AP poll, winning the Big Ten Tournament championship, and earning a No. 1 seed in the NCAA Tournament.

Illinois went 16-4 in conference play to mark its winningest Big Ten season ever. Illinois led the Big Ten in victories while playing the full conference schedule, but missed out on the regular season title due to an unequal number of games played creating a win percentage differential of .024. The Illini went on to win the Big Ten Tournament, earning the program's first conference tournament title since 2005.

In all, Illinois totaled 19 wins against conference foes in 2021, setting a school record and tying the second-most wins ever by a Big Ten school against league competition in a single season.

Illinois earned the fourth NCAA Tournament No. 1 seed in school history after winning 14 of 15 games over a two-month stretch leading into NCAA March Madness. The remarkable run included seven wins over ranked teams, with five coming against top-10 foes.

Illinois finished the season with a total of six victories over top-10 teams, breaking the previous school record of five set by the 1989 Flyin' Illini.

Illinois had a pair of consensus All-Americans leading the way in 2021. Junior Ayo Dosunmu was a first-team All-America selection by every organization and finalist for every player of the year award. The USA Today National Player of the Year and Bob Cousy Point Guard of the Year, Dosunmu became the first NCAA player since 2010 to average at least 20 points, six rebounds and five assists. Sophomore Kofi Cockburn was a second-team All-America pick by every outlet, totaling 16 double-doubles and standing as the only player in the country to average at least 15 points and nine rebounds on 60+ percent shooting.

The Big Ten has been the nation's preeminent conference in recent years. It was ranked No. 1 by kenpom in 2020 and 2021, and received a league-record nine NCAA Tournament bids in 2021 and 2022. Yet no team has fared better in the conference during this stretch than the Fighting Illini, who are 44-16 (.733) in Big Ten play the last three years of the Underwood era. Illinois owns the most wins and best winning percentage in the league over the last three Big Ten campaigns.

The 44 Big Ten victories mark the winningest three-year run in school history, and the sixth-winningest three-year stretch by any Big Ten school in conference play. Illinois has won at least 13 Big Ten games in three straight years for the first time in program history, with Underwood claiming Illinois' two all-time winningest Big Ten seasons (16 in 2021, 15 in 2022), and three of the top seven (13 in 2020).

Brad and his wife, Susan, have a son, Tyler, and two daughters, Katie and Ashley. Tyler is in his second year on the Illinois staff as director of recruiting and scouting after playing four seasons with the Fighting Illini. Katie is a U of I student, and Ashley attends Miami-Ohio.

Complete Underwood Bio Available at FightingIllini.com

UNDERWOOD'S DIVISION I HEAD COACHING RECORD

Season	School	Overall	Conf. (Finish)	Postseason
2013-14	Stephen F. Austin	32-3	18-0 (1st)	NCAA Round of 32
2014-15	Stephen F. Austin	29-5	17-1 (1st)	NCAA First Round
2015-16	Stephen F. Austin	28-6	18-0 (1st)	NCAA Round of 32
2016-17	Oklahoma State	20-13	9-9 (5th)	NCAA First Round
2017-18	Illinois	14-18	4-14 (11th)	—
2018-19	Illinois	12-21	7-13 (10th)	—
2019-20	Illinois	21-10	13-7 (4th)	Canceled Due to COVID-19
2020-21	Illinois	24-7	16-4 (2nd*)	NCAA Round of 32
2021-22	Illinois	23-10	15-5 (1st)	NCAA Round of 32
2022-23	Illinois	20-11	11-9 (5th)	
At Illinois	6th Year	114-77 (.597)		
Career	10th Year	223-104 (.682)		

*Illinois led the Big Ten in wins while playing the full conference schedule in 2021, but because of an uneven number of games played, finished as runner-up by a winning percentage differential of .024



42 DAIN DAINJA

REDSHIRT SOPHOMORE // FORWARD // 6-9 // 270

BROOKLYN PARK, MINN. // PARK CENTER H.S. // BAYLOR

2022-23

- Illinois' No. 5 scorer and No. 2 rebounder, averaging 9.6 ppg and 5.5 rpg
- Shooting 64.9% from the field (126-194), second in B1G in 2-point percentage
- Seventh in Big Ten, (second on the team) in blocked shots (1.2 bpg)
- 12 points and four rebounds in win over Minnesota (2/20)
- 11 points and 5 boards at #14 Indiana (2/14)
- 15 points (7-12 FG) and seven rebounds in win over #24 Rutgers (2/11)
- 17 points on 7-11 FG and game-high 9 rebounds at Iowa (2/4)
- 9 points, 8 boards and 2 blocks in win at Wisconsin (1/28)
- 11 points on 5-6 FG in win at Minnesota (1/16)
- 20 points (8-12 FG, 4-5 FT) with 7 boards and two blocks in win over Michigan State (1/13)
- 9 points, 9 rebounds and 3 blocks at Northwestern (1/4)
- Career-high 22 points (8-10 FG) with 4 blocks and 4 steals vs. Bethune-Cookman (12/29)
- 9 points and six rebounds in win over #2 Texas (12/6)
- 13 points on 6-6 FG in win over #8 UCLA (11/18)
- 20 points and career-high 15 rebounds and 5 blocks vs. Kansas City (11/11)
- 17 points and 10 boards for first career double-double in UI debut vs. Eastern Illinois (11/7)

2021-22 (AT BAYLOR)

- Appeared in Baylor's first three games of the season, totaling six points and three rebounds in nine minutes, before electing to transfer

- Transferred to Illinois at the semester break and practiced with the Illini during the spring semester

2020-21 (AT BAYLOR)

- Sat out the season as a redshirt during Baylor's run to the 2021 NCAA Championship

HIGH SCHOOL

- Top-100 recruit in Class of 2020, ranked No. 52 by ESPN and No. 91 by 247Sports
- Led Park Center to a 23-5 record, conference title, and 5AAAA section final as a senior before the season was cut short by the COVID-19 pandemic
- Second-team All-State by the Associated Press

PERSONAL

- Born July 16, 2002 in Chicago
- Majoring in sociology

GAME-BY-GAME STATISTICS

Date	Opponent	GS	MIN	FIELD GOALS			THREES		FREE THROWS		REBOUNDS				PF	A	TO	B	S	POINTS	
				FG	FG%	3FG	3%	FT	FT%	OFF	DEF	REB	RPG	PTS						PPG	
11/07/22	Eastern Illinois	16	8-9	.889	0-0	.000	1-4	.250	4	6	10	10.0	2	0	2	0	17	17.0			
11/11/22	Kansas City	23	9-11	.818	0-0	.000	2-5	.400	5	10	15	12.5	1	0	3	5	1	20	18.5		
11/14/22	Monmouth	18	7-9	.778	0-0	.000	1-2	.500	1	3	4	9.7	2	1	2	2	15	17.3			
11/18/22	vs UCLA	18	6-6	1.000	0-0	.000	1-1	1.000	0	3	3	8.0	3	0	4	0	1	13	16.3		
11/20/20	vs Virginia	18	2-5	.400	0-0	.000	1-2	.500	1	5	6	7.6	1	0	0	1	5	14.0			
11/25/22	Lindenwood	17	3-4	.750	0-0	.000	2-2	1.000	3	1	4	7.0	0	0	2	0	3	8	13.0		
11/29/22	Syracuse	17	1-4	.250	0-0	.000	1-2	.500	2	0	2	6.3	3	1	1	1	0	3	11.6		
12/02/22	at Maryland	21	4-6	.667	0-0	.000	0-0	.000	1	4	5	6.1	2	0	3	0	0	8	11.1		
12/06/22	vs. Texas	16	3-5	.600	0-0	.000	3-6	.500	3	3	6	6.1	4	1	3	1	1	9	10.9		
12/10/22	Penn St.	12	2-3	.667	0-0	.000	2-7	.286	0	2	2	5.7	1	1	0	0	0	6	10.4		
12/17/22	Alabama A&M	12	2-3	.667	0-0	.000	0-0	.000	1	1	2	5.4	1	0	1	0	0	4	9.8		
12/22/22	vs Missouri	16	4-4	1.000	0-0	.000	1-2	.500	3	3	6	5.4	3	0	2	0	0	9	9.8		
12/29/22	Bethune-Cookman	* 26	8-10	.800	0-0	.000	6-11	.545	4	2	6	5.5	1	2	2	4	4	22	10.7		
01/04/23	at Northwestern	* 24	4-6	.667	0-0	.000	1-2	.500	3	6	9	5.7	2	0	2	3	0	9	10.6		
01/07/23	Wisconsin	* 24	2-6	.333	0-0	.000	0-2	.000	2	4	6	5.7	2	1	1	3	0	4	10.1		
01/10/23	at Nebraska	* 16	1-1	1.000	0-0	.000	2-2	1.000	3	4	7	5.8	4	0	2	3	0	4	9.8		
01/13/23	Michigan St.	* 33	8-12	.667	0-0	.000	4-5	.800	3	4	7	5.9	0	1	1	2	0	20	10.4		
01/16/23	at Minnesota	* 21	5-6	.833	0-0	.000	1-2	.500	2	2	4	5.8	3	2	0	1	0	11	10.4		
01/19/23	Indiana	* 31	4-8	.500	0-0	.000	1-4	.250	4	4	8	5.9	3	0	1	1	3	9	10.3		
01/24/23	Ohio St.	* 14	3-5	.600	0-0	.000	0-0	.000	1	3	4	5.8	4	1	0	1	0	1	6	10.1	
01/28/23	at Wisconsin	* 32	4-6	.667	0-0	.000	1-2	.500	2	6	8	5.9	0	0	2	2	1	9	10.0		
01/31/23	Nebraska	* 25	2-5	.400	0-0	.000	0-0	.000	0	5	5	5.9	2	0	0	1	0	4	9.8		
02/04/23	at Iowa	* 30	7-11	.636	0-0	.000	3-4	.750	2	7	9	6.0	4	0	1	1	0	17	10.1		
02/11/23	Rutgers	* 30	7-12	.583	0-0	.000	1-2	.500	3	4	7	6.0	0	1	1	1	1	15	10.3		
02/14/23	at Penn St.	* 19	3-6	.500	0-0	.000	3-3	1.000	1	3	4	6.0	1	1	2	0	0	9	10.2		
02/18/23	at Indiana	* 24	5-8	.625	0-0	.000	1-3	.333	3	2	5	5.9	4	1	3	1	2	11	10.3		
02/20/23	Minnesota	* 23	4-8	.500	0-0	.000	4-9	.444	1	3	4	5.9	2	1	2	0	0	12	10.3		
02/23/23	Northwestern	* 15	1-2	.500	0-0	.000	1-2	.500	2	3	5	5.8	0	0	3	1	0	3	10.1		
02/26/23	at Ohio St.	* 8	0-2	.000	0-0	.000	0-0	.000	1	0	1	5.7	0	0	0	1	0	0	9.7		
03/02/23	Michigan	* 17	4-7	.571	0-0	.000	0-0	.000	1	3	4	5.6	3	0	2	1	2	8	9.7		
03/05/23	at Purdue	* 17	3-4	.750	0-0	.000	1-1	1.000	1	1	2	5.5	4	0	1	1	0	7	9.6		
03/09/23	vs. Penn St.																				

CAREER HIGHS

- PTS: 22**
vs. Bethune-Cookman (12/29/22)
- FG: 9**
vs. Kansas City (11/11/22)
- FG ATT: 12 (twice)**
last vs. Rutgers (2/11/23)
- 3-PT: 0**
- 3-PT ATT: 0**
- FT: 6**
vs. Bethune-Cookman (12/29/22)
- FT ATT: 11**
vs. Bethune-Cookman (12/29/22)
- REB: 15**
vs. Kansas City (11/11/22)
- AST: 2 (twice)**
last at Minnesota (1/16/23)
- STL: 4**
vs. Bethune-Cookman (12/29/22)
- BLK: 5**
vs. Kansas City (11/11/22)
- MIN: 32:29**
vs. Michigan State (1/13/23)

SEASON HIGHS

- PTS: 22**
vs. Bethune-Cookman (12/29/22)
- FG: 9**
vs. Kansas City (11/11/22)
- FG ATT: 12 (twice)**
last vs. Rutgers (2/11/23)
- 3-PT: 0**
- 3-PT ATT: 0**
- FT: 6**
vs. Bethune-Cookman (12/29/22)
- FT ATT: 11**
vs. Bethune-Cookman (12/29/22)
- REB: 15**
vs. Kansas City (11/11/22)
- AST: 2 (twice)**
last at Minnesota (1/16/23)
- STL: 4**
vs. Bethune-Cookman (12/29/22)
- BLK: 5**
vs. Kansas City (11/11/22)
- MIN: 32:29**
vs. Michigan State (1/13/23)

CAREER STATISTICS AT BAYLOR

2021-22	G	GS	MIN	AVG	FIELD GOALS			THREE-POINTERS			FREE THROWS			OREB.	REBOUNDS			PF	FO	AST	AST/G	TO	BLK	STL	PTS	PPG				
					FG	FGA	PCT	3PM	3PA	PCT.	FTM	FTA	PCT.		DREB.	REB.	AVG.													
2021-22	3	0	9	3.0	2	4	.500	0	0	.000	2	3	.667	2	1	3	1.0	63	107	170	5.5	62	0	15	0.4	48	37	24	297	9.6

CAREER STATISTICS AT ILLINOIS

2022-23	31	19	633	20.4	126	194	.649	0	0	.000	45	87	.517	63	107	170	5.5	62	0	15	0.5	48	37	24	297	9.6
---------	----	----	-----	------	-----	-----	------	---	---	------	----	----	------	----	-----	-----	-----	----	---	----	-----	----	----	----	-----	-----

COMBINED CAREER STATISTICS

Total	34	19	639	18.8	128	198	.646	0	0	.000	47	90	.522	65	108	173	5.1	63	0	15	0.4	50	38	24	303	8.9
--------------	-----------	-----------	------------	-------------	------------	------------	-------------	----------	----------	-------------	-----------	-----------	-------------	-----------	------------	------------	------------	-----------	----------	-----------	------------	-----------	-----------	-----------	------------	------------



3 JAYDEN EPPS

FRESHMAN // GUARD // 6-2 // 190
NORFOLK, VA. // COMBINE ACADEMY (N.C.)

2022-23

- Big Ten Freshman of the Week (Feb. 6)
- Third on team in scoring, averaging 10.0 ppg
- Third on Illini in three-point field goals (36) and assists (1.6 apg)
- 17 points, most vs. Big Ten foe, with four 3-pointers vs. Minnesota (2/20)
- 16 points – 14 coming in 2nd half – and career-high 5 assists (0 turnovers) at Iowa (2/4)
- 12 points in win over Nebraska (1/31)
- 13 points (5-10 FG) in win at Wisconsin (1/28)
- 14 points in first Big Ten start in win over Ohio State (1/24)
- 10 points on 5-9 FG in win at Minnesota (1/16)
- Career-high 5 assists without a turnover in 31 minutes in win over Michigan State (1/13)
- 11 points on 5-6 FG in win at Nebraska (1/10)
- Second-most points this season with 15 (5-8 FG) in win over #14 Wisconsin (1/7)
- 11 points in win over #2 Texas (12/2), including five in final minute – baseline 3-pointer at :33 to bring UI within two and pair of free throws at :08 left to force overtime – and runner to put Illini up three with 1:06 left in OT.
- 11 points with three 3-pointers in win over Syracuse (11/29)
- Team-high 14 points with 4 rebounds vs. #16 Virginia (11/20)
- Season-high 21 points with 5 three-pointers vs. Monmouth (11/14)

HIGH SCHOOL

- Top-100 recruit ranked No. 72 by 247Sports Composite, No. 79 by On3 Consensus, No. 83 by ESPN and No. 90 by Rivals
- 2022 Iverson Roundball Classic All-Star Game
- Played his final year at Combine Academy in Lincolnnton, North Carolina
- Led Combine to the 2022 Hoop State championship, going on a scoring spree during a fourth-quarter comeback and hitting the game winner at the buzzer
- Averaged 18 points, four rebounds and five assists while helping Combine to a 26-8 record
- Prior to Combine, attended King's Fork High School in Suffolk, Virginia
- Averaged 26 points, six rebounds, six assists and four steals as a sophomore
- Led King's Fork to share of the 2020 Virginia Class 4A state title

PERSONAL

- Born Nov. 12, 2003
- Enrolled in the Division of General Studies (undeclared)

GAME-BY-GAME STATISTICS

Date	Opponent	GS	MIN	FIELD GOALS			THREES		FREE THROWS		REBOUNDS				POINTS				
				FG	FG%	3FG	3%	FT	FT%	OFF	DEF	REB	RPG	PF	A	TO	B	S	PTS
11/07/22	Eastern Illinois	24	1-4	.250	0-2	.000	0-0	.000	0	1	1	1.0	3	3	1	0	0	2	2.0
11/11/22	Kansas City	24	4-9	.444	2-5	.400	3-4	.750	0	3	3	2.0	0	3	0	0	1	13	7.5
11/14/22	Monmouth	24	8-12	.667	5-9	.556	0-0	.000	0	0	0	1.3	1	1	0	0	1	21	12.0
11/18/22	vs UCLA	23	1-6	.167	0-3	.000	2-2	1.000	0	4	4	2.0	1	2	1	0	0	4	10.0
11/20/20	vs Virginia	27	6-13	.462	2-5	.400	0-0	.000	1	3	4	2.4	4	0	0	0	2	14	10.8
11/25/22	Lindenwood	24	5-8	.625	2-5	.400	0-0	.000	0	0	0	2.0	0	1	3	0	3	12	11.0
11/29/22	Syracuse	26	4-7	.571	3-6	.500	0-0	.000	0	1	1	1.9	2	0	0	0	0	11	11.0
12/02/22	at Maryland	10	1-5	.200	0-2	.000	0-0	.000	0	0	0	1.6	4	1	1	0	0	2	9.9
12/06/22	vs. Texas	31	2-7	.286	1-2	.500	6-8	.750	0	3	3	1.8	0	3	2	1	0	11	10.0
12/10/22	Penn St.	25	1-5	.200	1-2	.500	0-0	.000	0	3	3	1.9	1	0	3	1	0	3	9.3
12/17/22	Alabama A&M *	27	2-6	.333	1-3	.333	0-0	.000	1	3	4	2.1	2	1	3	0	1	5	8.9
12/22/22	vs Missouri	29	4-13	.308	2-8	.250	2-2	1.000	0	2	2	2.1	0	1	3	0	0	12	9.2
12/29/22	Bethune-Cookman	21	4-7	.571	1-3	.333	1-1	1.000	0	0	0	1.9	3	2	0	1	0	10	9.2
01/04/23	at Northwestern	22	5-12	.417	1-5	.200	0-0	.000	1	1	2	1.9	5	1	2	0	1	11	9.4
01/07/23	Wisconsin	29	5-8	.625	2-3	.667	3-4	.750	1	2	3	2.0	1	2	4	0	1	15	9.7
01/10/23	at Nebraska	27	5-6	.833	1-1	1.000	0-0	.000	0	2	2	2.0	3	3	1	0	1	11	9.8
01/13/23	Michigan St.	30	3-10	.300	1-3	.333	0-0	.000	0	3	3	2.1	0	5	0	1	2	7	9.6
01/16/23	at Minnesota	25	5-9	.556	0-0	.000	0-0	.000	0	2	2	2.1	4	1	1	2	0	10	9.7
01/19/23	Indiana	22	1-8	.125	1-4	.250	0-0	.000	0	3	3	2.1	0	0	0	0	1	3	9.3
01/24/23	Ohio St.	* 32	5-13	.385	2-8	.250	2-2	1.000	0	2	2	2.1	1	1	2	0	0	14	9.6
01/28/23	at Wisconsin	* 32	5-10	.500	1-2	.500	2-2	1.000	0	2	2	2.1	3	2	1	0	0	13	9.7
01/31/23	Nebraska	* 30	4-10	.400	0-4	.000	4-6	.667	1	2	3	2.1	1	3	2	0	0	12	9.8
02/04/23	at Iowa	* 30	7-14	.500	1-5	.200	1-1	1.000	0	2	2	2.1	1	5	0	0	0	16	10.1
02/11/23	Rutgers	* 28	3-9	.333	0-4	.000	0-1	.000	0	1	1	2.1	0	1	4	0	0	6	9.9
02/14/23	at Penn St.	* 30	6-13	.462	0-7	.000	0-0	.000	0	1	1	2.0	1	0	0	0	0	12	10.0
02/18/23	at Indiana	* 34	3-11	.273	1-4	.250	5-6	.833	0	1	1	2.0	0	2	2	0	3	12	10.1
02/20/23	Minnesota	* 29	6-11	.545	4-6	.667	1-2	.500	0	1	1	2.0	2	0	1	0	1	17	10.3
02/23/23	Northwestern	* 14	0-5	.000	0-3	.000	0-0	.000	0	1	1	1.9	1	1	0	0	1	0	10.0
02/26/23	at Ohio St.	* 23	3-10	.300	1-6	.167	3-4	.750	2	0	2	1.9	2	1	2	0	0	10	10.0
03/02/23	Michigan	DNP-Inj.																	
03/05/23	at Purdue	DNP-Inj.																	
03/09/23	vs. Penn St.																		

CAREER/SEASON HIGHS

- PTS: 21**
vs. Monmouth (11/14/22)
- FG: 8**
vs. Monmouth (11/14/22)
- FG ATT: 14**
at Iowa (2/4/23)
- 3-PT: 5**
vs. Monmouth (11/14/22)
- 3-PT ATT: 9**
vs. Monmouth (11/14/22)
- FT: 6**
vs. Texas (12/6/22)
- FT ATT: 8**
vs. Texas (12/6/22)
- REB: 4 (three times)**
last vs. Alabama A&M (12/17/22)
- AST: 5 (twice)**
last at Iowa (2/4/23)
- STL: 3 (twice)**
last at Indiana (2/18/23)
- BLK: 2**
at Minnesota (1/16/23)
- MIN: 34:34**
at Indiana (2/18/23)

CAREER STATISTICS

2022-23	G	GS	MIN	AVG	FIELD GOALS			THREE-POINTERS			FREE THROWS			OREB.	REBOUNDS		AVG.	PF	FO	AST	AST/G	TO	BLK	STL	PTS	PPG
					FG	FGA	PCT	3PM	3PA	PCT.	FTM	FTA	PCT.		DREB.	REB.										
2022-23	29	11	752	25.9	109	261	.418	36	120	.300	35	45	.778	7	49	56	1.9	46	1	46	1.6	39	6	19	289	10.0



1 SENCIRE HARRIS

FRESHMAN // GUARD // 6-4 // 160
CANTON, OHIO // ST. VINCENT-ST. MARY H.S.

2022-23

- Has played in all 31 games, starting 7, and averages 3.7 ppg and 2.1 rpg
- Posted 11 points, five rebounds and 1 steal in 21 minutes off the bench at #5 Purdue (3/5)
- 6 points (3-4 FG) and +10 in 24 minutes in win over #21 Northwestern (2/23)
- 5 points and 2 steals and team-high +21 in win over #24 Rutgers (2/11)
- 8 points, 3 boards, 2 assists and 2 steals in 14 minutes in win over Nebraska (1/31)
- BIG-high 8 points vs. Indiana (1/19)
- 7 points and career-high tying 8 rebounds in win at Minnesota (1/16)
- Tied career high with 3 steals and was team-best +13 in win over #14 Wisconsin (1/7)
- Earned first start vs. Bethune-Cookman (12/29), scoring career-high 12 points
- 8 points and 5 rebounds vs. Missouri (12/22)
- Career- and game-high 8 rebounds vs. Alabama A&M (12/17)
- 5 points and 2 blocks and team-high +13 in win over #2 Texas (12/6)
- 7 points, 2 assist and 2 steals vs. Lindenwood (11/25)
- +7 in 9 minutes vs. #16 Virginia (11/20)
- +16 in just 9 minutes (4 points, 2 steals) to spur comeback win over #8 UCLA (11/18)
- 9 points and 3 steals in college debut vs. Eastern Illinois (11/7)

HIGH SCHOOL

- Top-100 recruit ranked No. 62 by Rivals, No. 83 by ESPN, No. 93 by Top247 and No. 94 by On3 Consensus
- Averaged 20.1 points, 5.7 rebounds, 3.9 assists and 3.8 steals as a senior
- Led St. Vincent-St. Mary to back-to-back Ohio Division II state championships as a junior and senior
- Player of the Year by Cleveland.com
- All-Ohio Co-Player of the Year by the OHSAA and Ohio Prep Sportswriters Association

PERSONAL

- Born Sept. 28, 2002
- Enrolled in the Division of General Studies (undeclared)

GAME-BY-GAME STATISTICS

Date	Opponent	GS	MIN	FIELD GOALS			THREES		FREE THROWS		REBOUNDS				POINTS				
				FG	FG%	3FG	3%	FT	FT%	OFF	DEF	REB	RPG	PF	A	TO	B	S	PTS
11/07/22	Eastern Illinois	15	4-9	.444	1-2	.500	0-2	.000	2	1	3	3.0	2	1	0	1	3	9	9.0
11/11/22	Kansas City	12	2-5	.400	2-4	.500	0-2	.000	0	1	1	2.0	1	0	3	0	0	6	7.5
11/14/22	Monmouth	20	2-3	.667	2-3	.667	0-0	.000	0	0	0	1.3	1	0	1	0	1	6	7.0
11/18/22	vs UCLA	9	2-3	.667	0-0	.000	0-0	.000	0	0	0	1.0	1	1	0	0	2	4	6.3
11/20/20	vs Virginia	9	1-3	.333	0-1	.000	1-2	.500	1	1	2	1.2	2	1	0	1	0	3	5.6
11/25/22	Lindenwood	18	3-7	.429	1-5	.200	0-0	.000	1	0	1	1.2	2	2	1	0	2	7	5.8
11/29/22	Syracuse	4	0-1	.000	0-1	.000	0-0	.000	0	0	0	1.0	1	0	0	0	0	0	5.0
12/02/22	at Maryland	6	0-0	.000	0-0	.000	0-0	.000	0	0	0	0.9	0	0	0	0	0	0	4.4
12/06/22	vs. Texas	18	2-4	.500	0-0	.000	1-4	.250	2	0	2	1.0	0	1	0	2	0	5	4.4
12/10/22	Penn St.	20	2-3	.667	0-1	.000	0-0	.000	2	1	3	1.2	3	1	0	1	2	4	4.4
12/17/22	Alabama A&M	16	0-6	.000	0-3	.000	0-0	.000	2	6	8	1.8	1	0	1	1	1	0	4.0
12/22/22	vs Missouri	18	3-4	.750	1-1	1.000	1-2	.500	2	3	5	2.1	1	1	0	0	1	8	4.3
12/29/22	Bethune-Cookman *	24	5-7	.714	2-3	.667	0-1	.000	0	4	4	2.2	4	3	2	1	0	12	4.9
01/04/23	at Northwestern *	9	0-1	.000	0-1	.000	0-0	.000	0	0	0	2.1	4	1	0	0	0	0	4.6
01/07/23	Wisconsin *	16	0-2	.000	0-0	.000	0-0	.000	0	0	0	1.9	1	2	0	0	3	0	4.3
01/10/23	at Nebraska *	20	0-6	.000	0-2	.000	0-0	.000	0	2	2	1.9	2	0	2	0	3	0	4.0
01/13/23	Michigan St. *	11	0-1	.000	0-0	.000	0-0	.000	0	0	0	1.8	0	0	0	0	0	0	3.8
01/16/23	at Minnesota *	20	3-7	.429	1-2	.500	0-0	.000	1	7	8	2.2	0	3	0	0	0	7	3.9
01/19/23	Indiana *	17	4-7	.571	0-0	.000	0-2	.000	1	0	1	2.1	1	1	0	0	1	8	4.2
01/24/23	Ohio St.	7	0-2	.000	0-2	.000	0-0	.000	0	1	1	2.1	2	1	0	0	0	0	4.0
01/28/23	at Wisconsin	9	0-1	.000	0-0	.000	0-0	.000	1	1	2	2.1	1	1	1	0	0	0	3.8
01/31/23	Nebraska	14	4-4	1.000	0-0	.000	0-0	.000	0	3	3	2.1	1	2	2	0	2	8	4.0
02/04/23	at Iowa	11	0-0	.000	0-0	.000	0-0	.000	0	1	1	2.0	2	0	1	1	0	0	3.8
02/11/23	Rutgers	19	2-2	1.000	1-1	1.000	0-0	.000	0	2	2	2.0	2	1	2	1	2	5	3.8
02/14/23	at Penn St.	13	0-1	.000	0-1	.000	0-0	.000	0	1	1	2.0	3	0	1	1	1	0	3.7
02/18/23	at Indiana	6	1-4	.250	0-0	.000	0-0	.000	0	2	2	2.0	1	0	0	0	0	2	3.6
02/20/23	Minnesota	12	0-2	.000	0-1	.000	1-2	.500	1	1	2	2.0	0	1	1	1	0	1	3.5
02/23/23	Northwestern	24	3-4	.750	0-0	.000	0-0	.000	0	2	2	2.0	3	1	1	0	0	6	3.6
02/26/23	at Ohio St.	13	1-4	.250	0-3	.000	0-0	.000	0	2	2	2.0	1	1	0	0	0	2	3.6
03/02/23	Michigan	22	1-5	.200	0-0	.000	0-0	.000	0	3	3	2.0	3	0	0	0	1	2	3.5
03/05/23	at Purdue	21	5-8	.625	1-3	.333	0-1	.000	3	2	5	2.1	3	0	0	0	1	11	3.7
03/09/23	vs. Penn St.																		

CAREER/SEASON HIGHS

- PTS: 12**
vs. Bethune-Cookman (12/29/22)
- FG: 5 (twice)**
last at Purdue (3/5/23)
- FG ATT: 9**
vs. Eastern Illinois (11/7/22)
- 3-PT: 2 (three times)**
last vs. Bethune-Cookman (12/29/22)
- 3-PT ATT: 5**
vs. Lindenwood (11/25/22)
- FT: 1 (four times)**
last vs. Minnesota (2/20/23)
- FT ATT: 4**
vs. Texas (12/6/22)
- REB: 8 (twice)**
last at Minnesota (1/16/23)
- AST: 3 (twice)**
last at Minnesota (1/16/23)
- STL: 3 (three times)**
last at Nebraska (1/10/23)
- BLK: 2**
vs. Texas (12/6/22)
- MIN: 23:57**
vs. Bethune-Cookman (12/29/22)

CAREER STATISTICS

2022-23	G	GS	MIN	AVG	FIELD GOALS			THREE-POINTERS			FREE THROWS			REBOUNDS		PF	FO	AST	AST/G	TO	BLK	STL	PTS	PPG		
					FG	FGA	PCT	3PM	3PA	PCT.	FTM	FTA	PCT.	DREB.	REB.										AVG.	
2022-23	31	7	453	14.6	50	116	.431	12	40	.300	4	18	.222	19	47	66	2.1	49	0	26	0.8	19	11	26	116	3.7



33 COLEMAN HAWKINS

JUNIOR // FORWARD // 6-10 // 225
SACRAMENTO, CALIF. // PROLIFIC PREP

2022-23

- Fourth on Illini in scoring (9.6 ppg) and leads team in rebounding (6.4 rpg, 14th in B1G)
- Leads UI in assists (3.0 apg) and third in blocks (1.16 bpg, ninth in B1G)
- 6 points, game-high 6 assists, 2 blocks and +12 while on floor at #5 Purdue (3/5)
- Career-high 49 minutes, with 6 points, 7 boards and 2 steals in 2OT win over Michigan (3/2)
- Team-high 14 points and 7 rebounds at Ohio State (2/26)
- 16 points and 7 rebounds vs. Minnesota (2/20)
- Game-high 18 points with 8 boards in win over #24 Rutgers (2/11)
- 11 points, game-high 9 rebounds and 6 assists, and 3 blocks in win over Ohio State (1/24)
- 12 points in win at Nebraska (1/10)
- 20 points with career-high 6 three-pointers in win over #14 Wisconsin (1/7)
- Third double-double of season with 11 points and 11 rebounds vs. Bethune-Cookman (12/29)
- 9 points, team-high 7 boards, 4 assists and 3 blocks in win over #2 Texas (12/6)
- 16 points, 7 boards and career-high tying 4 blocks at #22 Maryland (12/2)
- Fifth triple-double in school history with 15 points, 10 rebounds and career-high 10 assists in win over Syracuse (11/29)
- 10 points, 3 assists and 3 blocks vs. #16 Virginia (11/20)
- 7 assists in win over #8 UCLA (11/18)
- Double-double with career-high 23 points (including 5 threes) and career high-tying 12 rebounds for double-double vs. Eastern Illinois (11/7)

2021-22

- Played in all 33 games, starting 14
- Sixth on team in scoring at 5.9 ppg and third in rebounding at 4.3 rpg
- Third on Illini in steals (26) and blocks (17)
- 10 points and eight rebounds in NCAA Tournament win over Chattanooga (3/18/22)
- Career-high 18 points with four 3-pointers in Big Ten Tournament vs. Indiana (3/11/22)
- 10 points, team-high four rebounds and three steals vs. No. 22 Ohio State (2/24/22)
- Double-double with 17 points, career-high 12 rebounds and career-best four blocks vs. Arkansas State (11/12/21)
- 13 points, eight rebounds and four steals in first career start vs. Jackson State (11/9/21)

2020-21

- Played in 25 games on the season, averaging 6.3 minutes
- Season-high five points in three games: home wins over Purdue (1/2/21) and Penn State (1/19/21) and win at Nebraska (2/12/21)
- 5 points and 4 rebounds in college debut vs. North Carolina A&T (11/25)

PERSONAL

- Born Dec. 10, 2001
- Majoring in recreation, sport and tourism

GAME-BY-GAME STATISTICS

Date	Opponent	GS	MIN	FIELD GOALS			THREES		FREE THROWS		REBOUNDS				POINTS					
				FG	FG%	3FG	3%	FT	FT%	OFF	DEF	REB	RPG	PF	A	T	B	S	PTS	PPG
11/07/22	Eastern Illinois	*	25	8-14	.571	5-8	.625	2-4	.500	5	7	12	12.0	1	3	0	1	2	23	23.0
11/11/22	Kansas City	*	27	3-7	.429	0-3	.000	0-0	.000	2	1	3	7.5	1	2	1	1	2	6	14.5
11/14/22	Monmouth	*	17	1-5	.200	0-1	.000	4-4	1.000	3	2	5	6.7	2	3	5	0	2	6	11.7
11/18/22	vs UCLA	*	35	2-3	.667	0-0	.000	1-2	.500	1	4	5	6.3	2	7	5	2	2	5	10.0
11/20/20	vs Virginia	*	30	4-9	.444	2-5	.400	0-1	.000	1	0	1	5.2	1	3	3	0	10	10.0	
11/25/22	Lindenwood	*	22	0-2	.000	0-2	.000	0-0	.000	0	5	5	5.2	3	3	6	0	1	0	8.3
11/29/22	Syracuse	*	35	7-11	.636	1-2	.500	0-2	.000	1	9	10	5.9	1	10	2	0	1	15	9.3
12/02/22	at Maryland	*	39	7-17	.412	2-6	.333	0-0	.000	4	3	7	6.0	2	1	1	4	0	16	10.1
12/06/22	vs. Texas	*	42	2-8	.250	1-5	.200	4-6	.667	2	5	7	6.1	2	4	1	3	0	9	10.0
12/10/22	Penn St.	*	32	3-8	.375	0-2	.000	0-0	.000	2	5	7	6.2	2	6	2	0	1	6	9.6
12/17/22	Alabama A&M	*	31	2-5	.400	1-3	.333	4-4	1.000	2	3	5	6.1	1	4	5	2	2	9	9.5
12/22/22	vs Missouri	*	24	2-8	.250	0-6	.000	0-1	.000	3	3	6	6.1	0	0	6	1	1	4	9.1
12/29/22	Bethune-Cookman	*	29	4-7	.571	1-4	.250	2-2	1.000	2	9	11	6.5	0	4	4	1	1	11	9.2
01/04/23	at Northwestern	*	36	4-11	.364	2-6	.333	0-1	.000	2	3	5	6.4	3	1	3	0	0	10	9.3
01/07/23	Wisconsin	*	33	7-11	.636	6-9	.667	0-0	.000	0	5	5	6.3	2	1	2	0	0	20	10.0
01/10/23	at Nebraska	*	35	5-9	.556	1-5	.200	1-2	.500	0	3	3	6.1	2	5	2	1	1	12	10.1
01/13/23	Michigan St.	*	36	3-9	.333	1-4	.250	2-2	1.000	4	4	8	6.2	3	2	2	1	0	9	10.1
01/16/23	at Minnesota	*	17	1-2	.500	1-2	.500	0-0	.000	0	4	4	6.1	4	1	1	0	0	3	9.7
01/19/23	Indiana	*	38	3-8	.375	1-4	.250	2-4	.500	3	2	5	6.0	0	1	2	0	2	9	9.6
01/24/23	Ohio St.	*	37	5-10	.500	1-6	.167	0-0	.000	4	5	9	6.2	1	6	1	3	1	11	9.7
01/28/23	at Wisconsin	*	34	1-3	.333	0-2	.000	3-6	.500	1	8	9	6.3	3	2	0	2	0	5	9.5
01/31/23	Nebraska	*	36	2-6	.333	0-3	.000	6-6	1.000	0	8	8	6.4	1	3	3	1	2	10	9.5
02/04/23	at Iowa	*	35	0-7	.000	0-4	.000	6-10	.600	6	3	9	6.5	2	1	3	3	0	6	9.3
02/11/23	Rutgers	*	37	8-13	.615	1-5	.200	1-1	1.000	5	3	8	6.5	2	4	5	1	0	18	9.7
02/14/23	at Penn St.	*	34	5-12	.417	2-6	.333	0-0	.000	1	4	5	6.5	0	2	0	1	1	12	9.8
02/18/23	at Indiana	*	29	3-3	1.000	0-0	.000	0-0	.000	3	4	7	6.5	4	1	3	1	1	6	9.7
02/20/23	Minnesota	*	36	6-12	.500	3-8	.375	1-2	.500	0	7	7	6.5	4	3	1	0	1	16	9.9
02/23/23	Northwestern	*	31	3-9	.333	0-5	.000	0-0	.000	2	2	4	6.4	1	0	0	1	3	6	9.8
02/26/23	at Ohio St.	*	38	6-13	.462	2-5	.400	0-1	.000	2	5	7	6.4	0	2	3	1	2	14	9.9
03/02/23	Michigan	*	49	3-9	.333	0-0	.000	0-1	.000	1	6	7	6.5	4	2	1	0	2	6	9.8
03/05/23	at Purdue	*	29	2-5	.400	1-3	.333	1-4	.250	1	3	4	6.4	2	6	1	2	1	6	9.6
03/09/23	vs. Penn St.																			

CAREER HIGHS

- PTS: 23**
vs. Eastern Illinois (11/7/22)
- FG: 8 (twice)**
last vs. Rutgers (2/11/23)
- FG ATT: 17**
at Maryland (12/2/22)
- 3-PT: 6**
vs. Wisconsin (1/7/23)
- 3-PT ATT: 9**
vs. Wisconsin (1/7/23)
- FT: 7**
vs. Arkansas State (11/12/21)
- FT ATT: 13**
vs. Arkansas State (11/12/21)
- REB: 12 (twice)**
last vs. Eastern Illinois (11/7/22)
- AST: 10**
vs. Syracuse (11/29/22)
- STL: 4**
vs. Jackson State (11/9/21)
- BLK: 4 (twice)**
at Maryland (12/2/22)
- MIN: 48:42**
vs. Michigan (3/2/23)

SEASON HIGHS

- PTS: 23**
vs. Eastern Illinois (11/7/22)
- FG: 8 (twice)**
last vs. Rutgers (2/11/23)
- FG ATT: 17**
at Maryland (12/2/22)
- 3-PT: 6**
vs. Wisconsin (1/7/23)
- 3-PT ATT: 9**
vs. Wisconsin (1/7/23)
- FT: 6 (twice)**
last at Iowa (2/4/23)
- FT ATT: 10**
at Iowa (2/4/23)
- REB: 12**
vs. Eastern Illinois (11/7/22)
- AST: 10**
vs. Syracuse (11/29/22)
- STL: 3**
vs. Northwestern (2/23/23)
- BLK: 4**
at Maryland (12/2/22)
- MIN: 48:42**
vs. Michigan (3/2/23)

CAREER STATISTICS

	G	GS	MIN	AVG	FIELD GOALS			THREE-POINTERS			FREE THROWS			REBOUNDS			PF	FO	AST	AST/G	TO	BLK	STL	PTS	PPG	
					FG	FGA	PCT	3PM	3PA	PCT	FTM	FTA	PCT	OREB.	DREB.	REB.										AVG.
2020-21	25	0	157	6.3	10	29	.345	3	13	.231	13	19	.684	9	12	21	0.8	16	0	11	0.4	6	9	2	36	1.4
2021-22	33	14	627	19.0	68	154	.442	19	65	.292	39	60	.650	47	94	141	4.3	62	2	50	1.5	45	17	26	194	5.9
2022-23	31	31	1002	32.3	112	256	.438	35	124	.282	40	66	.606	63	135	198	6.4	56	0	93	3.0	74	36	32	299	9.6
Total	89	45	1786	20.1	190	439	.433	57	202	.282	92	145	.634	119	241	360	4.0	134	2	154	1.7	125	62	60	529	5.9



12 BRANDON LIEB

JUNIOR // CENTER // 7-0 // 220
DEERFIELD, ILL. // DEERFIELD H.S.

2022-23

- Has appeared in 16 games this season, averaging 0.9 points and 1.1 rebounds
- 3 rebounds in 7 minutes at Indiana (2/18)
- 2 first-half points in win over Ohio State (1/24)
- Tied career high with 4 points in career-high 12 minutes in win at Minnesota (1/16)
- 2 points and career-high 4 rebounds vs. Bethune-Cookman (12/29)
- 2 points and 3 boards vs. Alabama A&M (12/17)
- 2 blocks in win over Syracuse (11/29)
- Season-high 3 points with 2 boards vs. Lindenwood (11/25)
- 2 points and 2 rebounds vs. Monmouth (11/14)

2021-22

- Academic All-Big Ten selection
- Played in 10 games on the season, totaling eight points and seven rebounds
- Career high-tying four points with two boards vs. Saint Francis PA (12/18/21)
- Career high-tying four points and career-high tying three rebounds vs. Arkansas State (11/12/21)

2020-21

- Played in five games, totaling 4 points and 6 rebounds
- Made college debut vs. North Carolina A&T (11/25), totaling 4 points and 3 rebounds

PERSONAL

- Born April 19, 2002
- Majoring in finance

GAME-BY-GAME STATISTICS

Date	Opponent	GS	MIN	FIELD GOALS			THREES		FREE THROWS		REBOUNDS				PF	A	TO	B	S	POINTS	
				FG	FG%	3FG	3%	FT	FT%	OFF	DEF	REB	RPG	PTS						PPG	
11/07/22	Eastern Illinois	2	0-2	.000	0-0	.000	0-0	.000	0-0	.000	0	0	0	0.0	1	0	0	1	0	0	0.0
11/11/22	Kansas City	4	0-0	.000	0-0	.000	0-0	.000	0-0	.000	1	0	1	0.5	0	0	0	0	0	0	0.0
11/14/22	Monmouth	8	1-1	1.000	0-0	.000	0-2	.000	0-2	.000	0	2	2	1.0	5	0	2	1	0	2	0.7
11/18/22	vs UCLA	DNP																			
11/20/20	vs Virginia	DNP																			
11/25/22	Lindenwood	5	1-2	.500	0-0	.000	1-1	1.000	0-0	.000	0	2	2	1.3	0	0	0	0	0	3	1.3
11/29/22	Syracuse	1	0-0	.000	0-0	.000	0-0	.000	0-0	.000	0	0	0	1.0	0	0	0	2	0	0	1.0
12/02/22	at Maryland	DNP																			
12/06/22	vs. Texas	DNP																			
12/10/22	Penn St.	DNP																			
12/17/22	Alabama A&M	2	1-2	.500	0-0	.000	0-1	.000	0-1	.000	2	1	3	1.3	1	0	0	0	0	2	1.2
12/22/22	vs Missouri	DNP																			
12/29/22	Bethune-Cookman	8	1-1	1.000	0-0	.000	0-0	.000	0-0	.000	1	3	4	1.7	3	1	1	1	0	2	1.3
01/04/23	at Northwestern	0	0-0	.000	0-0	.000	0-0	.000	0-0	.000	0	0	0	1.5	0	0	0	0	0	0	1.1
01/07/23	Wisconsin	DNP																			
01/10/23	at Nebraska	1	0-0	.000	0-0	.000	0-0	.000	0-0	.000	0	0	0	1.3	0	0	0	0	0	0	1.0
01/13/23	Michigan St.	DNP																			
01/16/23	at Minnesota	13	2-3	.667	0-0	.000	0-1	.000	1	1	2	1.4	3	1	1	1	0	4	1.3		
01/19/23	Indiana	1	0-0	.000	0-0	.000	0-0	.000	0	0	0	1.3	0	0	0	0	0	0	0	1.2	
01/24/23	Ohio St.	2	1-1	1.000	0-0	.000	0-0	.000	0	0	0	1.2	1	0	1	1	0	2	1.3		
01/28/23	at Wisconsin	DNP																			
01/31/23	Nebraska	DNP																			
02/04/23	at Iowa	DNP																			
02/11/23	Rutgers	DNP																			
02/14/23	at Penn St.	DNP																			
02/18/23	at Indiana	7	0-0	.000	0-0	.000	0-0	.000	0	3	3	1.3	0	0	0	0	0	0	0	1.2	
02/20/23	Minnesota	DNP																			
02/23/23	Northwestern	1	0-0	.000	0-0	.000	0-0	.000	0	0	0	1.2	0	0	0	0	0	0	0	1.1	
02/26/23	at Ohio St.	DNP																			
03/02/23	Michigan	2	0-0	.000	0-0	.000	0-0	.000	0	0	0	1.1	0	0	0	0	0	0	0	1.0	
03/05/23	at Purdue	2	0-0	.000	0-0	.000	0-0	.000	0	0	0	1.1	0	0	0	0	0	0	0	0.9	
03/09/23	vs. Penn St.																				

CAREER HIGHS

- PTS: 4 (four times)**
last at Minnesota (1/16/23)
- FG: 2 (three times)**
last at Minnesota (1/16/23)
- FG ATT: 3 (twice)**
last at Minnesota (1/16/23)
- 3-PT: 0**
- 3-PT ATT: 0**
- FT: 2**
vs. North Carolina A&T (11/25/20)
- FT ATT: 2 (twice)**
last vs. Monmouth (11/14/22)
- REB: 4**
vs. Bethune-Cookman (12/29/22)
- AST: 1 (four times)**
last at Minnesota (1/16/23)
- STL: 0**
- BLK: 2**
vs. Syracuse (11/29/22)
- MIN: 12:19**
at Minnesota (1/16/23)

SEASON HIGHS

- PTS: 4**
at Minnesota (1/16/23)
- FG: 2**
at Minnesota (1/16/23)
- FG ATT: 3**
at Minnesota (1/16/23)
- 3-PT: 0**
- 3-PT ATT: 0**
- FT: 1**
vs. Lindenwood (11/25/22)
- FT ATT: 2**
vs. Monmouth (11/14/22)
- REB: 4**
vs. Bethune-Cookman (12/29/22)
- AST: 1 (twice)**
last at Minnesota (1/16/23)
- STL: 0**
- BLK: 2**
vs. Syracuse (11/29/22)
- MIN: 12:19**
at Minnesota (1/16/23)

CAREER STATISTICS

	G	GS	MIN	AVG	FIELD GOALS			THREE-POINTERS			FREE THROWS			REBOUNDS			PF	FO	AST	AST/G	TO	BLK	STL	PTS	PPG	
					FG	FGA	PCT	3PM	3PA	PCT	FTM	FTA	PCT	OREB.	DREB.	REB.										AVG.
2020-21	5	0	12	2.4	1	7	.143	0	0	.000	2	2	1.000	4	2	6	1.2	0	0	1	0.2	3	1	0	4	0.8
2021-22	10	0	24	2.4	4	5	.800	0	0	.000	0	1	.000	4	3	7	0.7	4	0	1	0.1	1	1	0	8	0.8
2022-23	16	0	59	3.7	7	12	.583	0	0	.000	1	5	.200	5	12	17	1.1	14	1	2	0.1	5	7	0	15	0.9
Total	31	0	95	3.1	12	24	.500	0	0	.000	3	8	.375	13	17	30	1.0	18	1	4	0.1	9	9	0	27	0.9



24 MATTHEW MAYER

GRADUATE STUDENT // GUARD/FORWARD // 6-9 // 225
AUSTIN, TEXAS // WESTLAKE H.S. // BAYLOR

2022-23

- Third-team All-Big Ten (coaches and media)
- Second on team in scoring (13.0 ppg), third in rebounding (5.4 rpg), and first in blocks (1.3 bpg)
- Team-leading 67 treys (7th in B1G at 2.16 per game) on 34.7% 3FG shooting (67-193)
- Scored in double figures in 20 of last 23 games, averaging 15.6 points (359)
- Led UI in points (16) and rebounds (6) in comeback effort from 24-point deficit at #5 Purdue (3/5)
- Team-highs in points (24) and rebounds (7) in 20T win over Michigan on Senior Night (3/2)
- Team-high 22 points, plus 7 rebounds, 2 assists and 2 steals vs. Minnesota (2/20)
- Led team in points (24), rebounds (8), and blocks (5) at #14 Indiana (2/18)
- Team-high 21 points on 7-9 FG with 4-6 threes and four assists at Iowa (2/4)
- Career-high 26 points with career-high tying 5 threes in win at Wisconsin (1/28)
- First career double-double with 19 points and season-high 10 boards in win at Minnesota (1/16)
- 19 points and career-high 6 blocks in win over Michigan State (1/13)
- Team-high 17 points with 7 boards and career-high 3 blocks at Northwestern (1/4)
- 21 points on 9-12 FG and career-high tying 3 blocks with vs. Alabama A&M (12/17)
- Erupted at Madison Square Garden for 21 points on 8-10 FG, including perfect 5-of-5 from 3-point range, with career-high 3 blocks in win over #2 Texas (12/6)

CAREER (AT BAYLOR)

- Played four years at Baylor where he helped the Bears to the 2021 national championship and back-to-back Big 12 titles and NCAA Tournament No. 1 seeds in 2021 and 2022
- Played in 126 career games, totaling 865 points, 400 rebounds, 112 assists and 109 steals

2021-22 (AT BAYLOR)

- Honorable mention All-Big 12
- Started 33 games, posting career best averages of 9.8 points and 5.0 rebounds
- Second on team with 41 steals and third with 33 three-pointers
- Career-high 22 points with four 3-pointers in NCAA first round vs. Norfolk State (3/17/22)
- Career-best 12 rebounds vs. No. 5 Kansas (2/26/22)
- First 20-point game at West Virginia (1/18/22), hitting career-high five treys with four steals

PERSONAL

- Born Sept. 23, 1999 in Dallas
- Pursuing a strategic brand management graduate certificate
- Earned a bachelor's degree from Baylor in health, kinesiology and leisure studies

GAME-BY-GAME STATISTICS

Date	Opponent	GS	MIN	FIELD GOALS			THREES		FREE THROWS		REBOUNDS				POINTS					
				FG	FG%	3FG	3%	FT	FT%	OFF	DEF	TOT	PF	A	T	B	S	PTS	PPG	
11/07/22	Eastern Illinois	*	16	3-9	.333	1-3	.333	0-0	.000	2	2	4	4.0	1	1	2	0	1	7	7.0
11/11/22	Kansas City	*	13	2-5	.400	1-4	.250	0-0	.000	0	2	2	3.0	3	0	1	1	1	5	6.0
11/14/22	Monmouth	*	19	1-5	.200	1-5	.200	0-0	.000	0	3	3	3.0	2	2	0	0	1	3	5.0
11/18/22	vs UCLA	*	23	3-8	.375	2-6	.333	3-4	.750	1	3	4	3.3	2	5	1	0	1	11	6.5
11/20/20	vs Virginia	*	23	2-7	.286	0-2	.000	0-0	.000	0	4	4	3.4	1	0	0	0	0	4	6.0
11/25/22	Lindenwood	*	15	2-6	.333	2-5	.400	2-2	1.000	2	7	9	4.3	2	1	1	1	2	8	6.3
11/29/22	Syracuse	*	21	2-6	.333	0-3	.000	1-2	.500	3	5	8	4.9	1	2	1	0	2	5	6.1
12/02/22	at Maryland	*	14	1-4	.250	0-1	.000	0-0	.000	1	1	2	4.5	4	0	0	0	1	2	5.6
12/06/22	vs. Texas	*	28	8-10	.800	5-5	1.000	0-0	.000	0	2	2	4.2	4	1	2	3	1	21	7.3
12/10/22	Penn St.	*	23	4-11	.364	2-8	.250	4-5	.800	0	3	3	4.1	0	0	1	0	0	14	8.0
12/17/22	Alabama A&M	*	20	9-12	.750	3-6	.500	0-3	.000	2	5	7	4.4	4	1	1	3	2	21	9.2
12/22/22	vs Missouri	*	29	6-12	.500	4-8	.500	0-0	.000	2	1	3	4.3	3	1	2	0	2	16	9.8
12/29/22	Bethune-Cookman	*	23	2-9	.222	1-6	.167	2-2	1.000	1	4	5	4.3	1	1	0	2	0	7	9.5
01/04/23	at Northwestern	*	30	5-11	.455	3-7	.429	4-4	1.000	0	7	7	4.5	5	0	2	3	1	17	10.1
01/07/23	Wisconsin	*	30	2-5	.400	1-2	.500	5-6	.833	2	4	6	4.6	3	3	0	2	0	10	10.1
01/10/23	at Nebraska	*	25	2-10	.200	2-8	.250	4-5	.800	0	4	4	4.6	3	2	1	2	1	10	10.1
01/13/23	Michigan St.	*	29	7-12	.583	3-6	.500	2-2	1.000	0	3	3	4.5	4	1	1	6	1	19	10.6
01/16/23	at Minnesota	*	31	8-14	.571	3-6	.500	0-0	.000	2	8	10	4.8	3	1	2	2	1	19	11.1
01/19/23	Indiana	*	22	0-4	.000	0-1	.000	0-0	.000	1	1	2	4.6	0	1	1	0	0	10.5	
01/24/23	Ohio St.	*	27	3-9	.333	2-6	.333	4-5	.800	2	6	8	4.8	5	0	2	2	0	12	10.6
01/28/23	at Wisconsin	*	34	9-19	.474	5-11	.455	3-4	.750	1	5	6	4.9	3	0	0	1	1	26	11.3
01/31/23	Nebraska	*	29	4-14	.286	3-11	.273	5-6	.833	2	4	6	4.9	3	0	2	2	0	16	11.5
02/04/23	at Iowa	*	28	7-9	.778	4-6	.667	3-3	1.000	2	3	5	4.9	4	4	1	0	0	21	11.9
02/11/23	Rutgers	*	33	2-8	.250	1-6	.167	3-5	.600	1	7	8	5.0	3	0	3	0	0	8	11.8
02/14/23	at Penn St.	*	31	3-6	.500	2-5	.400	3-5	.600	0	7	7	5.1	2	3	1	0	0	11	11.7
02/18/23	at Indiana	*	36	7-17	.412	4-11	.364	6-7	.857	0	8	8	5.2	1	0	2	5	1	24	12.2
02/20/23	Minnesota	*	34	7-14	.500	2-7	.286	6-9	.667	2	5	7	5.3	2	2	0	2	2	22	12.6
02/23/23	Northwestern	*	32	2-9	.222	2-7	.286	8-10	.800	1	7	8	5.4	2	2	6	2	0	14	12.6
02/26/23	at Ohio St.	*	32	4-11	.364	3-10	.300	0-0	.000	0	3	3	5.3	2	1	1	2	0	11	12.6
03/02/23	Michigan	*	39	8-20	.400	4-11	.364	4-7	.571	0	7	7	5.4	2	0	0	1	1	24	12.9
03/05/23	at Purdue	*	32	5-14	.357	1-10	.100	5-7	.714	0	6	6	5.4	0	1	2	0	2	16	13.0
03/09/23	vs. Penn St.																			

CAREER HIGHS

- PTS: 26**
at Wisconsin (1/28/23)
- FG: 9 (twice)**
last at Wisconsin (1/28/23)
- FG ATT: 20**
vs. Michigan (3/2/23)
- 3-PT: 5 (three times)**
last at Wisconsin (1/28/23)
- 3-PT ATT: 11 (four times)**
last vs. Michigan (3/2/23)
- FT: 8**
vs. Northwestern (2/23/23)
- FT ATT: 10**
vs. Northwestern (2/23/23)
- REB: 12**
vs. Kansas (2/26/22)
- AST: 5**
vs. UCLA (11/18/22)
- STL: 5**
vs. Central Arkansas (11/17/21)
- BLK: 6**
vs. Michigan State (1/13/23)
- MIN: 39:35**
vs. Michigan (3/2/23)

SEASON HIGHS

- PTS: 26**
at Wisconsin (1/28/23)
- FG: 9 (twice)**
last at Wisconsin (1/28/23)
- FG ATT: 20**
vs. Michigan (3/2/23)
- 3-PT: 5 (twice)**
last at Wisconsin (1/28/23)
- 3-PT ATT: 11 (four times)**
last vs. Michigan (3/2/23)
- FT: 8**
vs. Northwestern (2/23/23)
- FT ATT: 10**
vs. Northwestern (2/23/23)
- REB: 10**
at Minnesota (1/16/23)
- AST: 5**
vs. UCLA (11/18/22)
- STL: 2 (five times)**
last at Purdue (3/5/23)
- BLK: 6**
vs. Michigan State (1/13/23)
- MIN: 39:35**
vs. Michigan (3/2/23)

CAREER STATISTICS AT BAYLOR

	G	GS	MIN	AVG	FIELD GOALS			THREE-POINTERS			FREE THROWS			REBOUNDS			PF	FO	AST	AST/G	TO	BLK	STL	PTS	PPG	
					FG	FGA	PCT	3PM	3PA	PCT	FTM	FTA	PCT	OREB.	DREB.	REB.										AVG.
2018-19	33	0	389	11.8	51	154	.331	20	65	.308	31	47	.660	24	42	66	2.0	34	0	26	0.8	25	8	17	153	4.6
2019-20	30	0	349	11.6	54	128	.422	17	45	.378	20	29	.690	18	39	57	1.9	30	0	23	0.8	21	4	15	145	4.8
2020-21	30	0	469	15.6	92	188	.489	30	76	.395	29	49	.592	30	82	112	3.7	44	0	29	1.0	35	8	36	243	8.1
2021-22	33	33	751	22.8	119	291	.409	44	136	.324	42	60	.700	38	127	165	5.0	81	3	34	1.0	32	26	41	324	9.8
Total	126	33	1959	15.5	316	761	.415	111	322	.345	122	185	.659	110	290	400	3.2	189	3	112	0.9	113	46	109	865	6.9

CAREER STATISTICS AT ILLINOIS

2022-23	31	31	821	26.5	130	310	.419	67	193	.347	77	103	.748	30	137	167	5.4	75	2	36	1.2	41	40	25	404	13.0
---------	----	----	-----	------	-----	-----	------	----	-----	------	----	-----	------	----	-----	-----	-----	----	---	----	-----	----	----	----	-----	------

COMBINED CAREER STATISTICS

Total	157	64	2782	17.7	446	1071	.416	178	515	.346	199	288	.691	140	427	567	3.6	264	5	148	0.9	154	86	134	1269	8.1
--------------	------------	-----------	-------------	-------------	------------	-------------	-------------	------------	------------	-------------	------------	------------	-------------	------------	------------	------------	------------	------------	----------	------------	------------	------------	-----------	------------	-------------	------------



15 RJ MELENDEZ

SOPHOMORE // GUARD // 6-7 // 205

ARECIBO, PUERTO RICO // CENTRAL PUNTE CHRISTIAN ACADEMY (FLA.)

2022-23

- Has played in 30 games, starting 16, and averages 5.9 ppg and 3.4 rpg
- Started and tallied 12 points, four rebounds, and 2 assists in 20T win over Michigan (3/2)
- 10 points and 4 rebounds vs. Indiana (1/19)
- Equaled career high with 4 assists in win at Minnesota (1/16)
- 10 points in win at Nebraska (1/10)
- 6 rebounds in win over #14 Wisconsin (1/7)
- 9 points, 4 boards and 2 steals in win over #2 Texas (12/6)
- 13 points with career-high 7 rebounds and career-best 3 steals at #22 Maryland (12/2)
- 15 points, season-high 6 rebounds and 2 steals in win over Syracuse (11/29)
- Career-high 17 points (7-11 FG) with 4 boards vs. Lindenwood (11/25)
- 8 points with pair of threes vs. #16 Virginia (11/20)
- 9 points and 5 rebounds vs. Monmouth (11/14)
- 8 points vs. Kansas City (11/11)
- Career-high 3 blocks in opener vs. Eastern Illinois (11/7)

2021-22

- Played in 22 games, averaging 3.8 points and 1.7 rebounds
- Nine points and three assists in NCAA Tournament vs. No. 15 Houston (3/20/22)
- 10 points in 11 minutes at Rutgers (2/16/22)
- Set season highs with 14 points, six rebounds and two steals in win over Northwestern (2/13/22)
- Eight points on 3-3 FG at No. 3 Purdue (2/8/22)
- Six points and three rebounds in win at Northwestern (1/29/22)
- First career start in Big Ten/ACC Challenge win over Notre Dame (11/29/21), hitting two 3-pointers for six points

HIGH SCHOOL

- Four-star recruit ranked No. 56 by ESPN, No. 93 by 247Sports Composite and No. 117 by Rivals
- Averaged 24.3 points, 6.1 rebounds, 3.4 assists, 2.2 steals and 2.3 blocks as a senior, leading Central Pointe (CPCA) to a 33-7 record
- Sunshine Independent Athletic Association (SIAA) Player of the Year and first-team All-SIAA
- Finished his career as CPCA's all-time leading scorer with 2,006 points

PERSONAL

- Born Dec. 3, 2002
- Majoring in recreation, sport and tourism

GAME-BY-GAME STATISTICS

Date	Opponent	GS	MIN	FIELD GOALS			THREES		FREE THROWS		REBOUNDS				PF	A	T	B	S	POINTS	
				FG	FG%	3FG	3%	FT	FT%	OFF	DEF	REB	RPG	PTS						PPG	
11/07/22	Eastern Illinois	*	20	0-5	.000	0-5	.000	1-2	.500	1	1	2	2.0	1	0	2	3	2	1	1.0	
11/11/22	Kansas City	*	21	2-7	.286	1-3	.333	3-3	1.000	2	1	3	2.5	2	2	0	0	2	8	4.5	
11/14/22	Monmouth	*	15	4-7	.571	1-3	.333	0-0	.000	1	4	5	3.3	3	2	0	2	9	6.0		
11/18/22	vs UCLA	*	18	1-4	.250	1-3	.333	0-0	.000	1	0	1	2.8	0	0	3	1	0	3	5.3	
11/20/20	vs Virginia	*	27	3-7	.429	2-4	.500	0-0	.000	0	0	0	2.2	3	0	2	0	1	8	5.8	
11/25/22	Lindenwood	*	22	7-11	.636	2-5	.400	1-1	1.000	0	4	4	2.5	0	1	2	0	1	17	7.7	
11/29/22	Syracuse	*	21	3-7	.429	2-5	.400	7-8	.875	2	4	6	3.0	2	1	0	1	2	15	8.7	
12/02/22	at Maryland	*	33	5-7	.714	2-3	.667	1-1	1.000	2	5	7	3.5	2	0	2	2	3	13	9.3	
12/06/22	vs. Texas	*	27	3-6	.500	1-4	.250	2-2	1.000	0	4	4	3.6	2	0	2	1	2	9	9.2	
12/10/22	Penn St.	*	16	2-2	1.000	1-1	1.000	0-0	.000	0	1	1	3.3	0	1	1	0	0	5	8.8	
12/17/22	Alabama A&M	*	15	0-3	.000	0-2	.000	0-0	.000	1	2	3	3.3	0	0	1	0	0	0	8.0	
12/22/22	vs Missouri	*	12	0-3	.000	0-2	.000	0-0	.000	1	2	3	3.3	1	0	1	0	0	0	7.3	
12/29/22	Bethune-Cookman	*	24	1-8	.125	1-8	.125	2-2	1.000	0	3	3	3.2	2	0	1	0	0	5	7.2	
01/04/23	at Northwestern	*	24	1-3	.333	0-2	.000	0-0	.000	0	2	2	3.1	3	1	1	0	0	2	6.8	
01/07/23	Wisconsin	*	25	1-6	.167	0-3	.000	2-2	1.000	1	5	6	3.3	1	2	0	0	0	4	6.6	
01/10/23	at Nebraska	*	23	4-9	.444	2-6	.333	0-0	.000	2	1	3	3.3	3	0	2	0	1	10	6.8	
01/13/23	Michigan St.	*	19	1-2	.500	0-0	.000	1-3	.333	1	1	2	3.2	2	1	0	0	0	3	6.6	
01/16/23	at Minnesota	*	21	1-5	.200	0-3	.000	1-1	1.000	0	3	3	3.2	0	4	1	0	0	3	6.4	
01/19/23	Indiana	*	22	4-8	.500	2-3	.667	0-1	.000	2	2	4	3.3	1	0	0	0	1	10	6.6	
01/24/23	Ohio St.	*	30	1-6	.167	0-3	.000	1-2	.500	0	3	3	3.3	2	0	0	0	0	3	6.4	
01/28/23	at Wisconsin	*	27	1-6	.167	0-4	.000	0-0	.000	0	4	4	3.3	1	1	1	0	0	2	6.2	
01/31/23	Nebraska	*	15	1-5	.200	0-3	.000	0-0	.000	0	1	1	3.2	1	0	0	0	0	2	6.0	
02/04/23	at Iowa	*	15	0-1	.000	0-1	.000	2-2	1.000	1	2	3	3.2	0	0	1	0	0	2	5.8	
02/11/23	Rutgers	DNP-Susp.																			
02/14/23	at Penn St.	*	3	1-1	1.000	1-1	1.000	0-0	.000	0	0	0	3.0	1	0	1	1	1	3	5.7	
02/18/23	at Indiana	*	14	0-6	.000	0-2	.000	2-2	1.000	3	0	3	3.0	2	1	0	0	0	2	5.6	
02/20/23	Minnesota	*	32	4-8	.500	1-4	.250	1-2	.500	3	8	11	3.3	3	0	1	1	0	10	5.7	
02/23/23	Northwestern	*	18	2-4	.500	1-2	.500	0-0	.000	1	5	6	3.4	1	1	1	0	1	5	5.7	
02/26/23	at Ohio St.	*	23	2-2	1.000	0-0	.000	1-1	1.000	0	2	2	3.4	1	0	0	0	0	5	5.7	
03/02/23	Michigan	*	32	3-6	.500	1-1	1.000	5-5	1.000	2	2	4	3.4	3	2	0	0	0	12	5.9	
03/05/23	at Purdue	*	28	1-5	.200	0-1	.000	5-6	.833	3	1	4	3.4	4	2	1	2	2	7	5.9	
03/09/23	vs. Penn St.	*																			

CAREER HIGHS

- PTS: 17**
vs. Lindenwood (11/25/22)
- FG: 7**
vs. Lindenwood (11/25/22)
- FG ATT: 11**
vs. Lindenwood (11/25/22)
- 3-PT: 2 (eight times)**
last vs. Indiana (1/19/23)
- 3-PT ATT: 8**
vs. Bethune-Cookman (12/29/22)
- FT: 7**
vs. Syracuse (11/29/22)
- FT ATT: 8**
vs. Syracuse (11/29/22)
- REB: 11**
vs. Minnesota (2/20/23)
- AST: 4 (twice)**
last at Minnesota (1/16/23)
- STL: 3**
at Maryland (12/2/22)
- BLK: 3**
vs. Eastern Illinois (11/7/22)
- MIN: 33:12**
at Maryland (12/2/22)

SEASON HIGHS

- PTS: 17**
vs. Lindenwood (11/25/22)
- FG: 7**
vs. Lindenwood (11/25/22)
- FG ATT: 11**
vs. Lindenwood (11/25/22)
- 3-PT: 2 (six times)**
last vs. Indiana (1/19/23)
- 3-PT ATT: 8**
vs. Bethune-Cookman (12/29/22)
- FT: 7**
vs. Syracuse (11/29/22)
- FT ATT: 8**
vs. Syracuse (11/29/22)
- REB: 11**
vs. Minnesota (2/20/23)
- AST: 4**
at Minnesota (1/16/23)
- STL: 3**
at Maryland (12/2/22)
- BLK: 3**
vs. Eastern Illinois (11/7/22)
- MIN: 33:12**
at Maryland (12/2/22)

CAREER STATISTICS

	G	GS	MIN	AVG	FIELD GOALS			THREE-POINTERS			FREE THROWS			REBOUNDS			PF	FO	AST	AST/G	TO	BLK	STL	PTS	PPG	
					FG	FGA	PCT	3PM	3PA	PCT	FTM	FTA	PCT	ORB.	DREB.	REB.										AVG.
2021-22	22	1	187	8.5	29	51	.569	9	A15	.600	17	20	.850	9	28	37	1.7	12	0	15	0.7	10	3	6	84	3.8
2022-23	30	16	642	21.4	59	160	.369	22	87	.253	38	46	.826	30	73	103	3.4	47	0	22	0.7	29	12	21	178	5.9
Total	52	17	829	15.9	88	211	.417	31	102	.304	55	66	.833	39	101	140	2.7	59	0	37	0.7	39	15	27	262	5.0



20^{TY} RODGERS

FRESHMAN // GUARD/FORWARD // 6-6 // 200

SAGINAW, MICH. // THORNTON TOWNSHIP H.S. (ILL.)

2022-23

- Has played in all 31 games, averaging 3.2 points and 4.1 rebounds
- Set career highs in points (14), FGM (6), FGA (9), FTM (2) and minutes (33) in 20T win over Michigan (3/2)
- 6 points and tied career high with 8 boards in win over #21 Northwestern (2/23)
- 11 points (5-6 FG), career-high 8 rebounds and 3 assists at Penn State (2/14)
- 7 rebounds in win over #24 Rutgers (2/11)
- 6 points, 6 boards and 2 steals at Iowa (2/4)
- 7 points, 7 rebounds (6 offensive) and 2 steals in win over Nebraska (1/31)
- 4 points and tied career high with 8 boards in 15 minutes in win over Ohio State (1/24)
- 8 points (4-5 FG) and equaled career high with 8 rebounds in win at Minnesota (1/16)
- 4 points and 7 rebounds in win at Nebraska (1/10)
- 6 points vs. Penn State (12/10)
- 4 points and a block in win over #2 Texas (12/6)
- 4 points for third time in win over Syracuse (11/29)
- 5 rebounds vs. Monmouth (11/14)
- 8 rebounds and game-high 5 assists in college debut vs. Eastern Illinois (11/7)

HIGH SCHOOL

- Top-75 recruit ranked No. 52 by ESPN, No. 53 by 247Sports Composite, No. 59 by Rivals and No. 64 by On3 Consensus
- Helped USA Basketball win the 2022 FIBA Americas U18 Championship in Tijuana Mexico
- Averaged 5.3 points on 72.2% shooting along with 5.5 rebounds and 3.2 assists in just 18.1 minutes per game during Team USA's run to the gold medal
- Participated in the 2022 Jordan Brand Classic
- Attended Thornton Township High School in Harvey, Illinois, as a senior
- Averaged 17.3 points, 15.4 rebounds, eight assists, three steals and three blocks
- Consensus first-team All-State selection
- Player of the Year by the *Daily Southtown*
- Prior to Thornton, played for Grand Blanc High School in Michigan
- Leading Grand Blanc to the 2021 state championship, the first state title in school history
- Averaged 17.8 points, 9.4 rebounds, 3.7 assists and 2.3 steals as a junior
- 2021 Michigan Division 1 Player of the Year by the Associated Press

PERSONAL

- Born May 3, 2004
- Enrolled in the Division of General Studies (undeclared)

GAME-BY-GAME STATISTICS

Date	Opponent	GS	MIN	FIELD GOALS			THREES		FREE THROWS		REBOUNDS				POINTS				
				FG	FG%	3FG	3%	FT	FT%	OFF	DEF	REB	RPG	PF	A	T	B	S	PTS
11/07/22	Eastern Illinois	22	0-1	.000	0-0	.000	1-6	.167	2	6	8	8.0	2	5	2	0	0	1	1.0
11/11/22	Kansas City	21	2-4	.500	0-0	.000	0-0	.000	0	1	1	4.5	1	1	1	0	0	4	2.5
11/14/22	Monmouth	28	2-2	1.000	0-0	.000	0-0	.000	3	2	5	4.7	3	2	0	0	1	4	3.0
11/18/22	vs UCLA	7	0-1	.000	0-0	.000	0-0	.000	0	1	1	3.8	2	0	1	0	1	0	2.3
11/20/20	vs Virginia	8	0-1	.000	0-0	.000	0-0	.000	1	2	3	3.6	2	0	0	0	0	0	1.8
11/25/22	Lindenwood	23	1-1	1.000	0-0	.000	0-0	.000	2	1	3	3.5	2	2	3	0	1	2	1.8
11/29/22	Syracuse	15	2-4	.500	0-0	.000	0-0	.000	0	1	1	3.1	0	2	0	0	0	4	2.1
12/02/22	at Maryland	9	0-1	.000	0-0	.000	0-0	.000	0	1	1	2.9	0	1	0	0	0	0	1.9
12/06/22	vs. Texas	7	0-1	.000	0-1	.000	0-0	.000	0	4	4	3.0	2	0	0	1	0	0	1.7
12/10/22	Penn St.	14	3-5	.600	0-0	.000	0-0	.000	2	1	3	3.0	2	0	0	0	1	6	2.1
12/17/22	Alabama A&M	21	0-1	.000	0-0	.000	1-2	.500	2	3	5	3.2	0	1	2	0	0	1	2.0
12/22/22	vs Missouri	16	0-1	.000	0-0	.000	0-0	.000	1	0	1	3.0	3	0	0	0	1	0	1.8
12/29/22	Bethune-Cookman	18	1-3	.333	0-0	.000	1-2	.500	0	2	2	2.9	2	1	2	0	1	3	1.9
01/04/23	at Northwestern	2	0-0	.000	0-0	.000	0-0	.000	0	1	1	2.8	0	0	0	0	0	0	1.8
01/07/23	Wisconsin	12	1-4	.250	0-0	.000	0-0	.000	1	2	3	2.8	0	0	1	0	0	2	1.8
01/10/23	at Nebraska	16	1-2	.500	0-0	.000	2-4	.500	4	3	7	3.1	2	1	0	1	1	4	1.9
01/13/23	Michigan St.	8	0-1	.000	0-0	.000	0-0	.000	0	1	1	2.9	0	0	0	0	0	0	1.8
01/16/23	at Minnesota	22	4-5	.800	0-0	.000	0-2	.000	3	5	8	3.2	2	0	1	1	0	8	2.2
01/19/23	Indiana	8	0-1	.000	0-0	.000	0-0	.000	0	1	1	3.1	1	1	0	0	0	0	2.1
01/24/23	Ohio St.	15	2-3	.667	0-0	.000	0-0	.000	3	5	8	3.4	3	1	2	0	1	4	2.2
01/28/23	at Wisconsin	8	0-0	.000	0-0	.000	0-2	.000	0	1	1	3.2	0	0	0	0	0	0	2.0
01/31/23	Nebraska	19	3-3	1.000	0-0	.000	1-2	.500	6	1	7	3.4	2	1	0	0	2	7	2.3
02/04/23	at Iowa	18	3-3	1.000	0-0	.000	0-0	.000	2	4	6	3.5	4	1	3	0	2	6	2.4
02/11/23	Rutgers	17	1-4	.250	0-0	.000	0-0	.000	1	6	7	3.7	2	1	0	1	0	2	2.4
02/14/23	at Penn St.	26	5-6	.833	0-0	.000	1-2	.500	4	4	8	3.8	3	3	1	0	1	11	2.8
02/18/23	at Indiana	27	2-7	.286	0-0	.000	0-0	.000	2	3	5	3.9	2	2	1	1	1	4	2.8
02/20/23	Minnesota	17	0-0	.000	0-0	.000	0-0	.000	3	1	4	3.9	4	0	0	0	0	0	2.7
02/23/23	Northwestern	30	3-5	.600	0-0	.000	0-0	.000	2	6	8	4.0	4	1	1	0	0	6	2.8
02/26/23	at Ohio St.	28	2-4	.500	0-0	.000	2-4	.500	1	3	4	4.0	1	1	0	1	6	2.9	
03/02/23	Michigan	33	6-9	.667	0-0	.000	2-3	.667	5	2	7	4.1	2	1	2	1	1	14	3.3
03/05/23	at Purdue	22	0-1	.000	0-0	.000	1-2	.500	1	2	3	4.1	2	2	2	0	1	1	3.2
03/09/23	vs. Penn St.																		

CAREER/SEASON HIGHS

- PTS: 14**
vs. Michigan (3/2/23)
- FG: 6**
vs. Michigan (3/2/23)
- FG ATT: 9**
vs. Michigan (3/2/23)
- 3-PT: 0**
- 3-PT ATT: 1**
vs. Texas (12/6/22)
- FT: 2 (three times)**
last vs. Michigan (3/2/23)
- FT ATT: 6**
vs. Eastern Illinois (11/7/22)
- REB: 8 (five times)**
last vs. Northwestern (2/23/23)
- AST: 5**
vs. Eastern Illinois (11/7/22)
- STL: 2 (twice)**
last at Iowa (2/4/23)
- BLK: 1 (six times)**
last vs. Michigan (3/2/23)
- MIN: 32:50**
vs. Michigan (3/2/23)

CAREER STATISTICS

2022-23	G	GS	MIN	AVG	FIELD GOALS			THREE-POINTERS			FREE THROWS			REBOUNDS			PF	FO	AST	AST/G	TO	BLK	STL	PTS	PPG	
					FG	FGA	PCT	3PM	3PA	PCT	FTM	FTA	PCT	DREB.	REB.	AVG.										
2022-23	31	0	537	17.3	44	84	.524	0	1	.000	12	31	.387	51	76	127	4.1	55	0	31	1.0	26	6	17	100	3.2



2 CONNOR SERVEN

JUNIOR // FORWARD // 6-9 // 235

PRAIRIE CITY, ILL. // ST. RITA H.S.

2022-23

- In third year as Illini walkon
- Sidelined for remainder of season
- Played in 5 games
- Career-high 2 rebounds vs. Monmouth (11/14)

2021-22

- Academic All-Big Ten selection
- Walkon played in six games on the season
- Played career-high four minutes vs. Saint Francis PA (12/18/21), grabbing one rebound

2020-21

- Played in seven games on the year
- Made debut vs. North Carolina A&T (11/25/20), recording first career basket and rebound

HIGH SCHOOL

- Averaged 8.3 points, 7.0 rebounds and 2.4 assists as a senior
- Named Chicago Catholic League honorable mention all-conference
- Helped lead St. Rita to first place in the CCL White division with an 11-4 conference record and perfect 7-0 mark versus division foes
- Received high honors GPA recognition
- Attended Bushnell-Prairie City as a freshman and sophomore

PERSONAL

- Born May 17, 2002
- Majoring in agribusiness markets and management

GAME-BY-GAME STATISTICS

Date	Opponent	GS	MIN	FIELD GOALS			THREES		FREE THROWS		REBOUNDS				PF	A	T	B	S	POINTS	
				FG	FG%	3FG	3%	FT	FT%	OFF	DEF	REB	RPG	PTS						PPG	
11/07/22	Eastern Illinois	9	0-0	.000	0-0	.000	0-0	.000	0	0	0	0.0	0	0	0	0	0	0	0	0	0.0
11/11/22	Kansas City	2	0-0	.000	0-0	.000	0-0	.000	0	1	1	0.5	0	0	1	0	1	0	1	0	0.0
11/14/22	Monmouth	4	0-0	.000	0-0	.000	0-0	.000	1	1	2	1.0	1	0	0	0	0	0	0	0	0.0
11/18/22	vs UCLA	DNP																			
11/20/20	vs Virginia	DNP																			
11/25/22	Lindenwood	3	0-1	.000	0-1	.000	0-0	.000	0	0	0	0.8	0	0	0	0	0	0	0	0	0.0
11/29/22	Syracuse	2	0-0	.000	0-0	.000	1-2	.500	0	1	1	0.8	1	0	1	0	0	1	0	2	0.2
12/02/22	at Maryland	DNP-Inj.																			
12/06/22	vs. Texas	DNP-Inj.																			
12/10/22	Penn St.	DNP-Inj.																			
12/17/22	Alabama A&M	DNP-Inj.																			
12/22/22	vs Missouri	DNP-Inj.																			
12/29/22	Bethune-Cookman	DNP-Inj.																			
01/04/23	at Northwestern	DNP-Inj.																			
01/07/23	Wisconsin	DNP-Inj.																			
01/10/23	at Nebraska	DNP-Inj.																			
01/13/23	Michigan St.	DNP-Inj.																			
01/16/23	at Minnesota	DNP-Inj.																			
01/19/23	Indiana	DNP-Inj.																			
01/24/23	Ohio St.	DNP-Inj.																			
01/28/23	at Wisconsin	DNP-Inj.																			
01/31/23	Nebraska	DNP-Inj.																			
02/04/23	at Iowa	DNP-Inj.																			
02/11/23	Rutgers	DNP-Inj.																			
02/14/23	at Penn St.	DNP-Inj.																			
02/18/23	at Indiana	DNP-Inj.																			
02/20/23	Minnesota	DNP-Inj.																			
02/23/23	Northwestern	DNP-Inj.																			
02/26/23	at Ohio St.	DNP-Inj.																			
03/02/23	Michigan	DNP-Inj.																			
03/05/23	at Purdue	DNP-Inj.																			
03/09/23	vs. Penn St.	DNP-Inj.																			

CAREER HIGHS

PTS: 2
vs. North Carolina A&T (11/25/20)

FG: 1
vs. North Carolina A&T (11/25/20)

FG ATT: 1 (three times)
last vs. Lindenwood (11/25/22)

3-PT: 0

3-PT ATT: 1
vs. Lindenwood (11/25/22)

FT: 1
vs. Syracuse (11/29/22)

FT ATT: 2
vs. Syracuse (11/29/22)

REB: 2
vs. Monmouth (11/14/22)

AST: 0

STL: 1
vs. Kansas City (11/11/22)

BLK: 0

MIN: 8:51
vs. Eastern Illinois (11/7/22)

SEASON HIGHS

PTS: 1
vs. Syracuse (11/29/22)

FG: 0

FG ATT: 1
vs. Lindenwood (11/25/22)

3-PT: 0

3-PT ATT: 1
vs. Lindenwood (11/25/22)

FT: 1
vs. Syracuse (11/29/22)

FT ATT: 2
vs. Syracuse (11/29/22)

REB: 2
vs. Monmouth (11/14/22)

AST: 0

STL: 1
vs. Kansas City (11/11/22)

BLK: 0

MIN: 8:51
vs. Eastern Illinois (11/7/22)

CAREER STATISTICS

	G	GS	MIN	AVG	FIELD GOALS			THREE-POINTERS			FREE THROWS			REBOUNDS				PF	FO	AST	AST/G	TO	BLK	STL	PTS	PPG
					FG	FGA	PCT	3PM	3PA	PCT	FTM	FTA	PCT	OREB.	DREB.	REB.	AVG.									
2020-21	7	0	13	1.9	1	1	1.000	0	0	.000	0	0	.000	1	1	2	0.3	2	0	0	0.0	1	0	0	2	0.3
2021-22	6	0	11	1.9	0	1	.000	0	1	.000	0	0	.000	0	1	1	0.2	0	0	0	0.0	0	0	0	0	0.0
2022-23	5	0	20	4.0	0	1	.000	0	1	.000	1	2	.500	1	3	4	0.8	2	0	0	0.0	2	0	1	1	0.2
Total	18	0	45	2.5	1	3	.333	0	2	.000	1	2	.500	2	5	7	0.4	4	0	0	0.0	3	0	1	3	0.2



TERRENCE SHANNON JR.

SENIOR // GUARD // 6-6 // 225

CHICAGO, ILL. // IMG ACADEMY (FLA.) // TEXAS TECH

2022-23

- First-Team All-Big Ten (coaches); Second-Team All-Big Ten (media)
- Jerry West Shooting Guard of the Year Award Top 10 Candidate
- USBWA Oscar Robertson Trophy Midseason Watch List
- The Athletic Midseason All-Transfer Team
- Played in 29 of 31 games (28 starts), and ranks seventh in Big Ten in scoring at 17.1 ppg
- Fourth on team in rebounding (4.9 rpg) and second in assists (2.7 apg)
- First in B1G in free throws made (153) and second in attempts (192)
- 13 points, 2 assists and 1 block in 24-point comeback effort at #5 Purdue (3/5)
- 21 points, 7 rebounds and 4 assists in 2OT win over Michigan on Senior Night (3/2)
- 26 points, with 24 coming in second half, in comeback win over #21 Northwestern (2/23)
- 20 points, 4 assists and 3 steals at Penn State (2/14)
- 15 points and career-high 3 blocks in win over #24 Rutgers (2/11)
- Game-high 17 points with 7 boards in win over Ohio State (1/24)
- B1G-high 26 points (4-7 from three), three assists and three steals vs. Indiana (1/19)
- Second double-double, fourth of career with 25 points and season-high 11 boards in win at Nebraska (1/10), along with 4 assists and career-high tying 4 steals
- Game-high 24 points (7-11 FG) with 8 rebounds in win over #14 Wisconsin (1/7)
- 22 points, 7 rebounds and 5 assists vs. Missouri (12/22)
- 16 points – including 12 in overtime – and career-high 3 steals in win over #2 Texas (12/6)
- 19 points with 7 boards at #22 Maryland (12/2)
- Big Ten Player of the Week (Nov. 21)

- 29 points in win over #8 UCLA (11/18), tying school record with 3 threes (8-9 3FG) and grabbing game-high 10 boards for third career double-double
- Career-high 30 points with 8 boards on 9-14 FG and 4 threes vs. Monmouth (11/14)
- 24 points (13-15 FT) with 8 boards in Illini debut vs. Eastern Illinois (11/7)

CAREER (AT TEXAS TECH)

- Played three years at Texas Tech where he helped the Red Raiders to the NCAA Tournament Round of 32 in 2021 and Sweet 16 in 2022
- Played in 83 career games at Texas Tech, totaling 915 points, 223 rebounds, 120 assists and 80 steals

2021-22 (AT TEXAS TECH)

- Big 12 All-Tournament Team
- First-Team Academic All-Big 12
- Played in 26 games, starting 20, and averaged 10.4 points, 2.6 rebounds and 2.0 assists
- Shot 45.5% from the field and career-best 38.4% from three
- 20 points in NCAA Tournament first round vs. Montana State (3/18/22)
- Season-high 23 points vs. West Virginia (1/22/22)
- Double-double with 18 points and career-high 12 rebounds vs. Tennessee (12/7/21)

PERSONAL

- Born July 30, 2000
- Majoring in sociology

GAME-BY-GAME STATISTICS

Date	Opponent	GS	MIN	FIELD GOALS			THREES			FREE THROWS			REBOUNDS				POINTS			
				FG	FG%	3FG	3FG%	FT	FT%	OFF	DEF	REB	RPG	PF	A	T	B	S	PTS	PPG
11/07/22	Eastern Illinois	*	26	5-8	.625	1-3	.333	13-15	.867	3	5	8	8.0	0	2	3	1	1	24	24.0
11/11/22	Kansas City	*	26	4-12	.333	1-5	.200	5-7	.714	1	3	4	6.0	0	5	1	0	14	19.0	
11/14/22	Monmouth	*	23	9-14	.643	4-9	.444	8-10	.800	2	6	8	6.7	0	4	2	1	30	22.7	
11/18/22	vs UCLA	*	39	9-13	.692	8-9	.889	3-7	.429	0	10	10	7.5	2	3	2	1	0	29	24.3
11/20/20	vs Virginia	*	36	4-10	.400	1-5	.200	0-2	.000	0	4	4	6.8	5	6	6	0	1	9	21.2
11/25/22	Lindenwood	*	25	6-11	.545	1-3	.333	3-3	1.000	1	2	3	6.2	0	3	1	0	2	16	20.3
11/29/22	Syracuse	*	33	5-17	.294	5-15	.333	2-2	1.000	5	2	7	6.3	1	2	2	2	0	17	19.9
12/02/22	at Maryland	*	37	7-16	.438	0-5	.000	5-6	.833	4	3	7	6.4	2	3	2	1	1	19	19.8
12/06/22	vs. Texas	*	35	5-14	.357	1-4	.250	5-5	1.000	0	5	5	6.2	3	0	2	0	3	16	19.3
12/10/22	Penn St.	*	26	2-7	.286	0-3	.000	0-0	.000	0	2	2	5.8	1	0	3	1	0	4	17.8
12/17/22	Alabama A&M	*	34	5-12	.417	1-5	.200	7-10	.700	1	1	2	5.5	1	2	2	0	1	18	17.8
12/22/22	vs Missouri	*	37	6-13	.462	0-5	.000	10-12	.833	5	2	7	5.6	3	5	2	0	1	22	18.2
12/29/22	Bethune-Cookman	*	26	3-7	.429	2-4	.500	5-6	.833	1	2	3	5.4	0	3	3	0	4	13	17.8
01/04/23	at Northwestern	*	33	3-8	.375	2-4	.500	1-2	.500	1	4	5	5.4	5	7	3	0	0	9	17.1
01/07/23	Wisconsin	*	31	7-11	.636	1-2	.500	9-12	.750	0	8	8	5.5	4	3	2	1	1	24	17.6
01/10/23	at Nebraska	*	35	10-17	.588	2-7	.286	3-5	.600	4	7	11	5.9	2	4	0	0	4	25	18.1
01/13/23	Michigan St.	*	34	5-13	.385	1-5	.200	6-6	1.000	0	5	5	5.8	1	1	1	0	1	17	18.0
01/16/23	at Minnesota	*	27	2-12	.167	0-3	.000	7-8	.875	0	4	4	5.7	2	4	3	0	1	11	17.6
01/19/23	Indiana	*	37	8-18	.444	4-7	.571	6-10	.600	1	0	1	5.5	1	3	4	1	3	26	18.1
01/24/23	Ohio St.	*	36	4-10	.400	0-3	.000	9-9	1.000	3	4	7	5.6	1	3	1	0	1	17	18.0
01/28/23	at Wisconsin	*	24	2-6	.333	0-1	.000	2-2	1.000	1	1	2	5.4	3	1	6	0	0	6	17.4
01/31/23	Nebraska	*	32	5-13	.385	2-8	.250	1-2	.500	0	2	2	5.2	3	3	3	0	3	13	17.2
02/04/23	at Iowa	*	33	3-10	.300	2-6	.333	3-3	1.000	0	2	2	5.1	5	1	4	0	2	11	17.0
02/11/23	Rutgers	*	31	4-7	.571	2-4	.500	5-6	.833	0	4	4	5.0	2	1	1	3	0	15	16.9
02/14/23	at Penn St.	*	34	5-14	.357	1-5	.200	9-10	.900	1	2	3	5.0	5	4	2	0	3	20	17.0
02/18/23	at Indiana	DNP-Inj.																		
02/20/23	Minnesota	DNP-Inj.																		
02/23/23	Northwestern	*	28	8-10	.800	4-5	.800	6-9	.667	0	1	1	4.8	3	0	3	1	1	26	17.3
02/26/23	at Ohio St.	*	28	3-12	.250	0-3	.000	4-4	1.000	1	3	4	4.8	5	2	4	0	0	10	17.1
03/02/23	Michigan	*	44	4-14	.286	0-5	.000	13-16	.813	2	5	7	4.9	2	4	2	1	1	21	17.2
03/05/23	at Purdue	*	33	4-7	.571	2-3	.667	3-3	1.000	0	1	1	4.7	5	2	6	1	0	13	17.1
03/09/23	vs. Penn St.																			

CAREER HIGHS

- PTS: 30**
vs. Monmouth (11/14/22)
- FG: 10**
at Nebraska (1/10/23)
- FG ATT: 18 (twice)**
last vs. Indiana (1/19/23)
- 3-PT: 8**
vs. UCLA (11/18/22)
- 3-PT ATT: 15**
vs. Syracuse (11/29/22)
- FT: 13 (twice)**
last vs. Michigan (3/2/23)
- FT ATT: 16**
vs. Michigan (3/2/23)
- REB: 12**
vs. Tennessee (12/7/21)
- AST: 7**
at Northwestern (1/4/23)
- STL: 4 (twice)**
last at Nebraska (1/10/23)
- BLK: 3**
vs. Rutgers (2/11/23)
- MIN: 43:40**
vs. Michigan (3/2/23)

SEASON HIGHS

- PTS: 30**
vs. Monmouth (11/14/22)
- FG: 10**
at Nebraska (1/10/23)
- FG ATT: 18**
vs. Indiana (1/19/23)
- 3-PT: 8**
vs. UCLA (11/18/22)
- 3-PT ATT: 15**
vs. Syracuse (11/29/22)
- FT: 13 (twice)**
last vs. Michigan (3/2/23)
- FT ATT: 16**
vs. Michigan (3/2/23)
- REB: 11**
at Nebraska (1/10/23)
- AST: 7**
at Northwestern (1/4/23)
- STL: 4 (twice)**
last at Nebraska (1/10/23)
- BLK: 3**
vs. Rutgers (2/11/23)
- MIN: 43:40**
vs. Michigan (3/2/23)

CAREER STATISTICS AT TEXAS TECH

	G	GS	MIN	AVG	FIELD GOALS			THREE-POINTERS			FREE THROWS			REBOUNDS		PF	FO	AST	AST/G	TO	BLK	STL	PTS	PPG		
					FG	FGA	PCT	3PM	3PA	PCT	FTM	FTA	PCT	DREB.	REB.										AVG.	
2019-20	29	21	681	23.5	94	200	.470	9	35	.257	87	105	.829	31	89	120	4.1	66	2	29	1.0	37	12	26	284	9.8
2020-21	28	13	746	26.6	120	268	.448	30	84	.357	90	119	.756	32	79	111	4.0	49	1	39	1.4	38	4	32	360	12.9
2021-22	26	20	649	25.0	90	198	.455	33	86	.384	58	74	.784	13	55	68	2.6	42	0	52	2.0	51	5	22	271	10.4
Total	83	54	2076	25.0	304	666	.456	72	205	.351	235	298	.789	76	223	299	3.6	157	3	120	1.4	126	21	80	915	11.0

CAREER STATISTICS AT ILLINOIS

2022-23	29	28	923	31.8	147	336	.438	48	146	.329	153	192	.797	37	100	137	4.7	67	6	83	2.9	76	15	37	495	17.1
---------	----	----	-----	------	-----	-----	------	----	-----	------	-----	-----	------	----	-----	-----	-----	----	---	----	-----	----	----	----	-----	------

COMBINED CAREER STATISTICS

Total	112	82	3002	26.8	451	1002	.450	120	351	.342	388	490	.792	113	323	436	3.9	224	9	203	1.8	202	36	117	1410	12.6
--------------	------------	-----------	-------------	-------------	------------	-------------	-------------	------------	------------	-------------	------------	------------	-------------	------------	------------	------------	------------	------------	----------	------------	------------	------------	-----------	------------	-------------	-------------



22 PAXTON WARDEN

FRESHMAN // GUARD // 6-4 // 180

GLEN ELLYN, ILL. // GLENBARD WEST H.S.

2022-23

- In first season as Illini walkon
- Has appeared in 10 games
- Scored first career points on layup at Minnesota (1/16)

HIGH SCHOOL

- Played on one of the most dominant teams in state history, Glenbard West, which finished 37-1 and won the 2022 IHSA Class 4A championship for the school's first-ever state title
- Led all scorers with 21 points (8-10 FG) in the championship game, a 56-34 victory over Whitney Young
- Averaged 11.6 points and 3.7 rebounds during his senior season, shooting 55% from the field and 42% from 3-point range

PERSONAL

- Born June 1, 2004
- Enrolled in the Division of General Studies (undeclared)

GAME-BY-GAME STATISTICS

Date	Opponent	GS	MIN	FIELD GOALS			THREES		FREE THROWS		REBOUNDS				POINTS					
				FG	FG%	3FG	3%	FT	FT%	OFF	DEF	REB	RPG	PF	A	T	B	S	PTS	PPG
11/07/22	Eastern Illinois	2		0-0	.000	0-0	.000	0-0	.000	0	0	0	0.0	0	0	0	0	0	0	0.0
11/11/22	Kansas City	3		0-1	.000	0-1	.000	0-0	.000	0	0	0	0.0	0	0	0	1	0	0	0.0
11/14/22	Monmouth	3		0-2	.000	0-2	.000	0-0	.000	0	0	0	0.0	0	0	2	0	0	0	0.0
11/18/22	vs UCLA	DNP																		
11/20/20	vs Virginia	DNP																		
11/25/22	Lindenwood	1		0-0	.000	0-0	.000	0-0	.000	0	0	0	0.0	0	0	0	0	0	0	0.0
11/29/22	Syracuse	1		0-0	.000	0-0	.000	0-0	.000	0	0	0	0.0	0	0	0	0	0	0	0.0
12/02/22	at Maryland	DNP																		
12/06/22	vs. Texas	DNP																		
12/10/22	Penn St.	DNP																		
12/17/22	Alabama A&M	1		0-0	.000	0-0	.000	0-0	.000	0	0	0	0.0	0	0	0	0	0	0	0.0
12/22/22	vs Missouri	DNP																		
12/29/22	Bethune-Cookman	1		0-0	.000	0-0	.000	0-0	.000	0	0	0	0.0	0	0	0	0	0	0	0.0
01/04/23	at Northwestern	0		0-0	.000	0-0	.000	0-0	.000	0	0	0	0.0	0	0	0	0	0	0	0.0
01/07/23	Wisconsin	DNP																		
01/10/23	at Nebraska	1		0-0	.000	0-0	.000	0-0	.000	0	0	0	0.0	0	0	0	0	0	0	0.0
01/13/23	Michigan St.	DNP																		
01/16/23	at Minnesota	2		1-1	1.000	0-0	.000	0-0	.000	0	0	0	0.0	0	0	0	0	2	0.2	
01/19/23	Indiana	DNP																		
01/24/23	Ohio St.	DNP																		
01/28/23	at Wisconsin	DNP																		
01/31/23	Nebraska	DNP																		
02/04/23	at Iowa	DNP																		
02/11/23	Rutgers	DNP																		
02/14/23	at Penn St.	DNP																		
02/18/23	at Indiana	DNP																		
02/20/23	Minnesota	DNP																		
02/23/23	Northwestern	DNP																		
02/26/23	at Ohio St.	DNP																		
03/02/23	Michigan	DNP																		
03/05/23	at Purdue	DNP																		
03/09/23	vs. Penn St.																			

CAREER/SEASON HIGHS

- PTS: 2**
at Minnesota (1/16/23)
- FG: 1**
at Minnesota (1/16/23)
- FG ATT: 2**
vs. Monmouth (11/14/22)
- 3-PT: 0**
- 3-PT ATT: 2**
vs. Monmouth (11/14/22)
- FT: 0**
- FT ATT: 0**
- REB: 0**
- AST: 0**
- STL: 0**
- BLK: 0**
- MIN: 3:10**
vs. Monmouth (11/14/22)

CAREER STATISTICS

2022-23	G	GS	MIN	AVG	FIELD GOALS			THREE-POINTERS			FREE THROWS			REBOUNDS			PF	FO	AST	AST/G	TO	BLK	STL	PTS	PPG	
					FG	FGA	PCT	3PM	3PA	PCT	FTM	FTA	PCT	DREB.	REB.	AVG.										
2022-23	10	0	15	1.5	1	4	.250	0	3	.000	0	0	.000	0	0	0	0.0	0	0	0	0.0	2	1	0	2	0.2

2022-23 RESULTS

<u>DATE</u>	<u>OPPONENT</u>	<u>SCORE</u>	<u>ATTENDANCE</u>	<u>HIGH POINTS</u>	<u>HIGH REBOUNDS</u>
Nov. 7	Eastern Illinois	W, 87-57	14,543	24 – Shannon Jr.	12 – Hawkins
Nov. 11	Kansas City	W, 86-48	15,331	20 – Dainja	15 – Dainja
Nov. 14	Monmouth	W, 103 -65	13,772	30 – Shannon Jr.	8 – Shannon Jr.
Nov. 18	vs. #8 UCLA	W, 79-70	8,707	29 – Shannon Jr.	10 – Shannon Jr.
Nov. 20	vs. #16 Virginia	L, 61-70	7,678	14 – Epps	6 – Dainja
Nov. 25	Lindenwood	W, 92-59	12,552	19 – Clark	9 – Mayer
Nov. 29	Syracuse	W, 73-44	15,544	17 – Shannon Jr.	10 – Hawkins
Dec. 2	at #22 Maryland	L, 66-71	16,380	19 – Shannon Jr.	7 – Hawkins, Melendez & Shannon Jr.
Dec. 6	vs. #2 Texas	W, 85-78 (OT)	17,828	21 – Mayer	7 – Hawkins
Dec. 10	Penn State	L, 59-74	15,544	14 – Mayer	7 – Clark & Hawkins
Dec. 17	Alabama A&M	W, 68-47	13,813	21 – Mayer	8 – Harris
Dec. 22	vs. Missouri	L, 71-93	18,452	22 – Shannon Jr.	7 – Shannon Jr.
Dec. 29	Bethune-Cookman	W, 85-52	15,544	22 – Dainja	11 – Hawkins
Jan. 4	at Northwestern	L, 60-73	7,039	17 – Mayer	9 – Hawkins
Jan. 7	#14 Wisconsin	W, 79-69	15,544	24 – Shannon Jr.	8 – Shannon Jr.
Jan. 10	at Nebraska	W, 76-50	12,756	25 – Shannon Jr.	11 – Shannon Jr.
Jan. 13	Michigan State	W, 75-66	15,544	20 – Dainja	8 – Hawkins
Jan. 16	at Minnesota	W, 78-60	9,874	19 – Mayer	10 – Mayer
Jan. 19	Indiana	L, 65-80	15,544	26 – Shannon Jr.	8 – Dainja
Jan. 24	Ohio State	W, 69-60	15,544	17 – Shannon Jr.	9 – Hawkins
Jan. 28	at Wisconsin	W, 61-51	17,071	26 – Mayer	9 – Hawkins
Jan. 31	Nebraska	W, 72-56	15,544	16 – Mayer	8 – Hawkins
Feb. 4	at Iowa	L, 79-81	15,056	21 – Mayer	9 – Dainja & Hawkins
Feb. 11	#24 Rutgers	W, 69-60	15,544	18 – Hawkins	8 – Hawkins & Mayer
Feb. 14	at Penn State	L, 81-93	7,297	20 – Shannon Jr.	8 – Rodgers
Feb. 18	at #14 Indiana	L, 68-71	17,222	24 – Mayer	8 – Mayer
Feb. 20	Minnesota	W, 78-69	15,544	22 – Mayer	11 – Melendez
Feb. 23	#21 Northwestern	W, 66-62	15,544	26 – Shannon Jr.	8 – Mayer & Rodgers
Feb. 26	at Ohio State	L, 60-72	14,212	14 – Hawkins	7 – Hawkins
March 2	Michigan	W, 91-87 (20T)	15,544	24 – Mayer	7 – Hawkins, Mayer, Rodgers, & Shannon Jr.
March 5	at #5 Purdue	L, 71-76	14,876	16 – Mayer	6 – Mayer
March 9	vs. Penn State				

ATTENDANCE					
	Games	Totals	Average	High Game	Sellouts
HOME	17	256,539	15,090	15,544 (12)	12
AWAY	10	131,753	13,175	17,222	5
NEUTRAL	4	52,665	13,166	18,452	0
TOTAL	31	440,957	14,224	18,452	17

GAME-BY-GAME TEAM STATISTICS

	GAME	FGM-A/%	3PM-A/%	FTM-A/%	OR-DR—TOT	PF	A	TO	B	S	PTS (1st-2nd-OT)
Nov. 7	Illinois	30-64/.469	9-26/.346	18-33/.545	20-33-53	16	16	15	9	10	87 (46-41)
	Eastern Illinois	21-60/.350	3-15/.200	12-20/.600	10-20-30	25	9	18	2	12	57 (31-26)
Nov. 11	Illinois	30-64/.469	8-27/.296	18-26/.692	14-29-43	11	15	11	8	11	86 (39-47)
	Kansas City	20-64/.313	3-21/.143	5-7/.714	15-25-40	21	8	24	2	5	48 (23-25)
Nov. 14	Illinois	37-62/.597	14-33/.424	15-20/.750	11-24-35	23	21	18	4	11	103 (63-40)
	Monmouth	21-49/.429	6-16/.375	17-23/.739	5-16-21	21	11	24	0	6	65 (33-32)
Nov. 18	Illinois	27-51/.529	12-25/.480	13-19/.684	5-33-38	17	19	21	4	8	79 (28-51)
	vs. UCLA	27-72/.375	9-22/.409	7-14/.500	16-23-39	15	17	15	3	10	70 (37-33)
Nov. 20	Illinois	24-59/.407	9-26/.346	4-9/.444	11-23-34	22	11	13	4	5	61 (31-30)
	vs. Virginia	20-48/.417	5-17/.294	25-32/.781	9-28-37	14	10	12	2	8	70 (29-41)
Nov. 25	Illinois	36-62/.581	11-30/.367	9-11/.818	11-27-38	12	17	22	2	16	92 (49-43)
	Lindenwood	24-58/.414	5-18/.278	6-6/1.000	7-15-22	10	9	22	1	7	59 (25-34)
Nov. 29	Illinois	24-67/.358	11- 39 /.282	14-22/.636	17-29-46	15	21	7	6	7	73 (30-43)
	Syracuse	15-54/.278	5-17/.294	9-17/.529	12-30-42	22	11	17	5	3	44 (23-21)
Dec. 2	Illinois	27-61/.443	5-20/.250	7-8/.875	13-20-33	18	8	12	7	5	66 (34-22)
	at Maryland	24-54/.444	9-23/.391	14-18/.778	10-21-31	13	9	11	3	3	71 (41-30)
Dec. 6	Illinois	27-60/.450	10-23/.435	21-31/.677	10-32-42	20	11	17	12	7	85 (37-31-17)
	vs. Texas	29-69/.420	7-22/.318	13-19/.684	13-27-40	24	20	14	3	8	78 (34-34-10)
Dec. 10	Illinois	23-52/.442	7-23/.304	6-12/.500	7-25-32	11	11	12	4	4	59 (38-21)
	Penn State	27-54/.500	12-24/.500	8-10/.800	3-23-26	15	13	9	1	9	74 (47-27)
Dec. 17	Illinois	24-57/.421	7-27/.259	13-23/.565	16-30-46	16	9	18	6	7	68 (36-32)
	Alabama A&M	17-56/.304	3-17/.176	10-14/.714	11-22-33	23	2	18	6	7	47 (19-28)
Dec. 22	Illinois	25-62/.403	7-31/.226	14-19/.737	19-18-37	16	10	17	1	6	71 (27-44)
	vs. Missouri	35-59/.593	10-20/.500	13-18/.722	9-19-28	20	23	10	2	13	93 (51-42)
Dec. 29	Illinois	29-59/.492	8-28/.286	19-27/.704	9-30-39	16	17	15	10	10	85 (47-38)
	Bethune-Cookman	17-58/.293	3-13/.231	15-20/.750	12-24-36	21	6	21	3	12	52 (19-33)
Jan. 4	Illinois	23-58/.397	8-28/.286	6-10/.600	9-29-38	29	13	15	6	2	60 (27-33)
	at Northwestern	17-53/.321	7-18/.389	32-40/.800	9-26-35	17	11	8	3	11	73 (31-42)
Jan. 7	Illinois	25-53/.472	10-19/. 526	19-26/.731	7-30-37	14	14	10	6	5	79 (30-49)
	Wisconsin	28-64/.438	8-29/.276	5-12/.417	10-24-34	21	12	9	2	6	69 (27-42)
Jan. 10	Illinois	28-61/.459	8-29/.276	12-18/.667	13-28-41	21	15	11	7	12	76 (34-42)
	at Nebraska	20-54/.370	4-14/.286	6-11/.545	9-24-33	17	8	17	2	3	50 (23-27)
Jan. 13	Illinois	27-60/.450	6-18/.333	15-18/.833	8-22-30	11	11	5	10	4	75 (33-42)
	Michigan State	28-65/.431	0-7/.000	10-13/.769	15-27-42	18	4	9	2	2	66 (37-29)
Jan. 16	Illinois	32-64/.500	5-16/.313	9-14/.643	14-36-50	21	17	11	7	2	78 (35-43)
	at Minnesota	21-58/.362	3-13/.231	15-25/.600	8-21-29	14	13	5	2	5	60 (32-28)
Jan. 19	Illinois	24-62/.387	8-19/.421	9-23/.391	14-13-27	8	7	9	2	11	65 (33-32)
	Indiana	34-55/.618	3-9/.333	9-13/.692	9-30-39	19	13	17	6	4	80 (43-37)
Jan. 24	Illinois	24-59/.407	5-28/.179	16-18/. 889	14-30-44	20	13	12	6	4	69 (34-35)
	Ohio State	22-60/.367	4-10/.400	12-20/.600	10-20-30	16	8	6	3	6	60 (26-34)
Jan. 28	Illinois	22-51/.431	6-20/.300	11-18/.611	7-30-37	14	7	11	5	2	61 (20-41)
	at Wisconsin	19-57/.333	9-27/.333	4-7/.571	6-25-31	18	9	9	0	6	51 (16-35)
Jan. 31	Illinois	25-60/.417	5-29/.172	17-22/.773	9-27-36	14	14	13	4	9	72 (38-34)
	Nebraska	20-50/.400	8-20/.400	8-10/.800	3-26-29	20	9	19	2	5	56 (37-19)
Feb. 4	Illinois	27-55/.491	7-22/.318	18-23/.783	13-24-37	22	12	14	5	4	79 (36-43)
	at Iowa	24-53/.453	7-19/.368	26-30/.867	8-18-26	21	12	7	2	7	81 (35-46)
Feb. 11	Illinois	27-56/.482	5-20/.250	10-15/.667	11-29-40	11	9	17	7	3	69 (30-39)
	Rutgers	24-69/.348	4-16/.250	8-12/.667	15-20-35	14	7	9	6	9	60 (34-26)
Feb. 14	Illinois	29-61/.475	7-27/.259	16-20/.800	7-25-32	17	13	8	3	7	81 (40-41)
	at Penn State	33-57/.579	12-28/.429	15-19/.789	3-27-30	16	13	7	1	3	93 (53-40)
Feb. 18	Illinois	24-61/.393	6-20/.300	14-18/.778	12-25-37	16	9	11	9	9	68 (38-30)
	at Indiana	29-66/.439	5-11/.455	8-13/.615	15-26-41	17	15	14	7	8	71 (35-36)
Feb. 20	Illinois	27-56/.482	10-26/.385	14-26/.538	10-27-37	18	8	8	2	4	78 (35-43)
	Minnesota	27-57/.474	6-17/.353	9-15/.600	7-26-33	19	14	9	1	5	69 (29-40)
Feb. 23	Illinois	22-50/.440	7-24/.292	15-21/.714	10-30-40	16	6	16	6	6	66 (19-47)
	Northwestern	22-63/.349	9-21/.429	9-12/.750	12-19-31	18	7	10	2	11	62 (37-25)
Feb. 26	Illinois	22-61/.361	6-29/.207	10-14/.714	9-19-28	13	8	11	4	4	60 (29-31)
	at Ohio State	30-56/.536	3-14/.214	9-10/.900	8-32-40	15	10	15	3	6	72 (41-31)
March 2	Illinois	30- 72 /.417	5-18/.278	26-34 /.765	12-33-45	19	9	7	4	9	91 (33-37-11-10)
	Michigan	31-70/.443	8-21/.381	17-24/.708	9-37-46	25	8	12	7	1	87 (31-39-11-6)
March 5	Illinois	24-50/.480	7-22/.318	16-24/.667	10-20-30	23	13	15	7	8	71 (26-45)
	at Purdue	25-53/.472	6-18/.333	20-28/.714	13-16-29	17	15	11	2	11	76 (47-29)
March 9	Illinois										
	vs. Penn State										

TEAM SUPERLATIVES

ILLINOIS

	HIGHS	LOWS
POINTS	103 vs. Monmouth (11/14/22)	59 vs. Penn State (12/10/22)
FIRST-HALF POINTS	63 vs. Monmouth (11/14/22)	19 vs. Northwestern (2/23/23)
SECOND-HALF POINTS	51 vs. UCLA (11/18/22)	21 vs. Penn State (12/10/22)
OVERTIME POINTS	17 vs. Texas (12/6/22)	10 (second OT) vs. Michigan (3/2/23)
WINNING MARGIN	38, twice; last (103-65) vs. Monmouth (11/14/22)	4, twice; last (91-87) vs. Michigan (3/2/23)
FIELD GOALS	37 vs. Monmouth (11/14/22)	22, three times, last at Ohio State (2/26/23)
FIELD GOAL ATTEMPTS	72 vs. Michigan (3/2/23)	50, twice; last at Purdue (3/5/23)
FIELD GOAL PERCENTAGE	.597 (37-62) vs. Monmouth (11/14/22)	.358 (24-67) vs. Syracuse (11/29/22)
3-POINT FIELD GOALS	14 vs. Monmouth (11/14/22)	5, six times; last vs. Michigan (3/2/23)
3-POINT FIELD GOAL ATTEMPTS	39 vs. Syracuse (11/29/22)	16 at Minnesota (1/16/23)
3-POINT FIELD GOAL PERCENTAGE	.526 (10-19) vs. Wisconsin (1/7/23)	.179 (5-28) vs. Ohio State (1/24/23)
FREE THROWS	26 vs. Michigan (3/2/23)	4 vs. Virginia (11/20/22)
FREE THROW ATTEMPTS	34 vs. Michigan (3/2/23)	8 at Maryland (12/2/22)
FREE THROW PERCENTAGE	.889 (16-18) vs. Ohio State (1/24/23)	.391 (9-23) vs. Indiana (1/19/23)
REBOUNDS	53 vs. Eastern Illinois (11/7/22)	27 vs. Indiana (1/19/23)
OFFENSIVE REBOUNDS	20 vs. Eastern Illinois (11/7/22)	5 vs. UCLA (11/18/22)
DEFENSIVE REBOUNDS	36 at Minnesota (1/16/23)	13 vs. Indiana (1/19/23)
PERSONAL FOULS	29 at Northwestern (1/4/23)	9 vs. Indiana (1/19/23)
ASSISTS	21, twice; last vs. Syracuse (11/29/22)	6, vs. Northwestern (2/23/23)
TURNOVERS	22 vs. Lindenwood (11/25/22)	5 vs. Michigan State (1/13/23)
STEALS	16 vs. Lindenwood (11/25/22)	2, three times; last at Wisconsin (1/28/23)
BLOCKED SHOTS	12 vs. Texas (12/6/22)	1 vs. Missouri (12/22/22)
LARGEST LEAD	44 (101-57) vs. Monmouth (11/14/22)	
LARGEST DEFICIT	35 (39-74) vs. Missouri (12/22/22)	
LARGEST DEFICIT OVERCOME IN A WIN	18 (19-37) vs. Northwestern (2/23/23)	
LARGEST LEAD RELINQUISHED IN A LOSS	9 (46-37) at Indiana (2/18/23)	
LARGEST HALFTIME LEAD	30 (63-33) vs. Monmouth (11/14/22)	
LARGEST HALFTIME DEFICIT	24 (27-51) vs. Missouri (12/22/22)	
LARGEST HALFTIME DEFICIT OVERCOME IN A WIN	18 (19-37) vs. Northwestern (2/23/23)	
LARGEST HALFTIME LEAD RELINQUISHED IN A LOSS	3 (38-35) at Indiana (2/18/23)	

OPPONENTS

	HIGHS	LOWS
POINTS	93, twice, last, Penn State (2/14/23)	44, Syracuse (11/29/22)
FIRST-HALF POINTS	53, Penn State (2/14/23)	16, Wisconsin (1/28/23)
SECOND-HALF POINTS	46, Iowa (2/4/23)	19, Nebraska (1/31/23)
OVERTIME POINTS	11 (second OT), Michigan (3/2/23)	6 (second OT), Michigan (3/2/23)
WINNING MARGIN	22 (93-71), Missouri (12/22/22)	2 (81-79), Iowa (3/4/23)
FIELD GOALS	35, Missouri (12/22/22)	15, Syracuse (11/29/22)
FIELD GOAL ATTEMPTS	72, UCLA (11/18/22)	48, Virginia (11/20/22)
FIELD GOAL PERCENTAGE	.618 (34-55), Indiana (1/19/23)	.278 (15-54), Syracuse (11/29/22)
3-POINT FIELD GOALS	12, twice; last, Penn State (2/14/23)	0, Michigan State (1/13/23)
3-POINT FIELD GOAL ATTEMPTS	29, Wisconsin (1/7/23)	7, Michigan State (1/13/23)
3-POINT FIELD GOAL PERCENTAGE	.500, twice; last (10-20), Missouri (12/22/22)	.000 (0-7), Michigan State (1/13/23)
FREE THROWS	32, Northwestern (1/4/23)	4, Wisconsin (1/28/23)
FREE THROW ATTEMPTS	40, Northwestern (1/4/23)	7, twice; last, Wisconsin (1/28/23)
FREE THROW PERCENTAGE	1.000 (6-6), Lindenwood (11/25/22)	.500 (7-14), UCLA (11/18/22)
REBOUNDS	46, Michigan (3/2/23)	21, Monmouth (11/14/22)
OFFENSIVE REBOUNDS	16, UCLA (11/18/22)	3, twice; last, Nebraska (1/31/23)
DEFENSIVE REBOUNDS	37, Michigan (3/2/23)	15, Lindenwood (11/25/22)
PERSONAL FOULS	25, twice; last, Michigan (3/2/23)	10, Lindenwood (11/25/22)
ASSISTS	23, Missouri (12/22/22)	2, Alabama A&M (12/17/22)
TURNOVERS	24, twice; last, Monmouth (11/14/22)	5, Minnesota (1/16/23)
STEALS	13, Missouri (12/22/22)	1, Michigan (3/2/23)
BLOCKED SHOTS	7, twice; last, Michigan (3/2/23)	0, twice; last, Wisconsin (1/28/23)

INDIVIDUAL SUPERLATIVES

ILLINOIS HIGHS

POINTS	30, Terrence Shannon Jr. vs. Monmouth (11/14/22)
FIELD GOALS	10, Terrence Shannon Jr. at Nebraska (1/10/23)
FIELD GOAL ATTEMPTS	20, Matthew Mayer vs. Michigan (3/2/23)
FIELD GOAL PERCENTAGE (MIN. 6 ATT.)	1.000 (6-6), Dain Dainja vs. UCLA (11/18/22)
3-POINT FIELD GOALS	8, Terrence Shannon Jr. vs. UCLA (11/18/22)
3-POINT FIELD GOAL ATTEMPTS	15, Terrence Shannon Jr. vs. Syracuse (11/29/22)
3-POINT FIELD GOAL PERCENTAGE (MIN. 4 ATT.)	1.000 (5-5), Matthew Mayer vs. Texas (12/6/22)
FREE THROWS	13, Terrence Shannon Jr. vs. Michigan (3/2/23)
	13, Terrence Shannon Jr. vs. Eastern Illinois (11/7/22)
FREE THROW ATTEMPTS	16, Terrence Shannon Jr. vs. Michigan (3/2/23)
FREE THROW PERCENTAGE (MIN. 6 ATT.)	1.000 (9-9), Terrence Shannon Jr. vs. Ohio State (1/24/23)
	1.000 (6-6), Terrence Shannon Jr. vs. Michigan State (1/13/23)
	1.000 (6-6), Matthew Mayer vs. Nebraska (1/31/23)
REBOUNDS	15, Dain Dainja vs. Kansas City (11/11/22)
OFFENSIVE REBOUNDS	6, Ty Rodgers vs. Nebraska (1/31/23)
	6, Coleman Hawkins at Iowa (2/4/23)
DEFENSIVE REBOUNDS	10, Dain Dainja vs. Kansas City (11/11/22)
	10, Terrence Shannon Jr. vs. UCLA (11/18/22)
ASSISTS	10, Coleman Hawkins vs. Syracuse (11/29/22)
TURNOVERS	6, Terrence Shannon Jr. at Purdue (3/5/23)
	6, Matthew Mayer vs. Northwestern (2/23/23)
	6, Terrence Shannon Jr. vs. Virginia (11/20/22)
	6, Coleman Hawkins vs. Lindenwood (11/25/22)
	6, Coleman Hawkins vs. Missouri (12/22/22)
	6, Terrence Shannon Jr. at Wisconsin (1/28/23)
STEALS	4, Dain Dainja vs. Bethune-Cookman (12/29/22)
	4, Terrence Shannon Jr. vs. Bethune-Cookman (12/29/22)
	4, Terrence Shannon Jr. Terrence Shannon Jr. at Nebraska (1/10/23)
BLOCKED SHOTS	6, Matthew Mayer vs. Michigan State (1/13/23)
MINUTES	48:42, Coleman Hawkins vs. Michigan (3/2/23)

OPPONENT HIGHS

POINTS	41, Jalen Pickett, Penn State (2/14/23)
FIELD GOALS	15, Jalen Pickett, Penn State (2/14/23)
	15, Trayce Jackson-Davis, Indiana (1/19/23)
FIELD GOAL ATTEMPTS	24, Boo Buie, Northwestern (2/23/23)
FIELD GOAL PERCENTAGE (MIN. 6 ATT.)	.833 (5-6), Joshua Ola-Joseph, Minnesota (2/20/23)
3-POINT FIELD GOALS	6, Boo Buie, Northwestern (2/23/23)
	6, Andrew Funk, Penn State (12/10/22)
3-POINT FIELD GOAL ATTEMPTS	11, Boo Buie, Northwestern (2/23/23)
3-POINT FIELD GOAL PERCENTAGE (MIN. 4 ATT.)	.833 (5-6), Hakim Hart, Maryland (12/2/20)
FREE THROWS	15, Tony Perkins, Iowa (2/4/23)
FREE THROW ATTEMPTS	16, Tony Perkins, Iowa (2/4/23)
FREE THROW PERCENTAGE (MIN. 6 ATT.)	1.000 (6-6), Jalen Pickett, Penn State (2/14/23)
	1.000 (8-8), Kobe Brown, Missouri (12/22/22)
	1.000 (6-6), Seth Lundy, Penn State (12/10/22)
REBOUNDS	17, Jesse Edwards, Syracuse (11/29/22)
OFFENSIVE REBOUNDS	7, Clifford Omoruyi, Rutgers (2/11/23)
DEFENSIVE REBOUNDS	13, Hunter Dickinson, Michigan (3/2/23)
	13, Jesse Edwards, Syracuse (11/29/22)
ASSISTS	8, Jalen Pickett, Penn State (2/14/23)
	8, Timmy Allen, Texas (12/6/22)
	8, Kobe Brown, Missouri (12/22/22)
TURNOVERS	6, Myles Ruth, Monmouth (11/14/22)
	6, Derrick Walker, Nebraska (1/31/23)
STEALS	5, Damani McEntire, Bethune-Cookman (12/29/22)
	5, Caleb McConnell, Rutgers (2/11/23)
BLOCKED SHOTS	6, Olisa Blaise Akonobi, Alabama A&M (12/17/22)
MINUTES	47:22, Dug McDaniel, Michigan (3/2/23)

ILLINOIS'

TOP INDIVIDUAL GAMES

POINTS

- 30 . . . Terrence Shannon Jr. vs. Monmouth (11/14/22)
- 29 Terrence Shannon Jr. vs. UCLA (11/18/22)
- 36 Terrence Shannon Jr. vs. Indiana (1/19/23)
- 26 . . . Terrence Shannon Jr. vs. Northwestern (2/23/23)
- 26 Matthew Mayer at Wisconsin (1/28/23)

REBOUNDS

- 15 Dain Dainja vs. Kansas City (11/11/22)
- 12 . . . Coleman Hawkins vs. Eastern Illinois (11/7/22)
- 11 RJ Melendez vs. Minnesota (2/20/23)
- 11 . . . Coleman Hawkins vs. Bethune-Cookman (12/29/22)
- 11 Terrence Shannon Jr. at Nebraska (1/10/23)

ASSISTS

- 10 Coleman Hawkins vs. Syracuse (11/29/22)
- 7 Coleman Hawkins vs. UCLA (11/18/22)
- 7 . . . Terrence Shannon Jr. at Northwestern (1/4/23)
- 6 Coleman Hawkins at Purdue (3/5/23)
- 6 Skyy Clark vs. Monmouth (11/14/22)
- 6 Terrence Shannon Jr. vs. Virginia (11/20/22)
- 6 Coleman Hawkins vs. Penn State (12/10/22)
- 6 Coleman Hawkins vs. Ohio State (1/24/23)

STEALS

- 4 Dain Dainja vs. Bethune-Cookman (12/29/22)
- 4 . . . Terrence Shannon Jr. vs. Bethune-Cookman (12/29/22)
- 4 Terrence Shannon Jr. at Nebraska (1/10/23)
- 3 Coleman Hawkins vs. Northwestern (2/23/23)
- 3 Jayden Epps at Indiana (2/18/23)
- 3 Terrence Shannon Jr. at Penn State (2/14/23)
- 3 Sencire Harris vs. Eastern Illinois (11/7/22)
- 3 Jayden Epps vs. Lindenwood (11/25/22)
- 3 Dain Dainja vs. Lindenwood (11/25/22)
- 3 RJ Melendez at Maryland (12/2/22)
- 3 Terrence Shannon Jr. vs. Texas (12/6/22)
- 3 Sencire Harris vs. Wisconsin (1/7/23)
- 3 Sencire Harris at Nebraska (1/10/23)
- 3 Dain Dainja vs. Indiana (1/19/23)
- 3 Terrence Shannon Jr. vs. Indiana (1/19/23)
- 3 Terrence Shannon Jr. vs. Nebraska (1/31/23)

BLOCKED SHOTS

- 6 Matthew Mayer vs. Michigan State (1/13/23)
- 5 Dain Dainja vs. Kansas City (11/11/22)
- 5 Matthew Mayer at Indiana (2/18/23)
- 4 Coleman Hawkins at Maryland (12/2/22)
- 4 Dain Dainja vs. Bethune-Cookman (12/29/22)

MINUTES

- 48:42 Coleman Hawkins vs. Michigan (3/2/23)
- 43:40 . . . Terrence Shannon Jr. vs. Michigan (3/2/23)
- 42:06 Coleman Hawkins vs. Texas (12/6/22)
- 39:35 Matthew Mayer vs. Michigan (3/2/23)
- 38:49 Coleman Hawkins at Maryland (12/2/22)

SPECIALTY STATISTICS

	OPPONENT	Off TOs (ILL-Opp.)	In Paint (ILL-Opp.)	2nd Chance (ILL-Opp.)	Fast Break (ILL-Opp.)	Bench (ILL-Opp.)	Largest Lead	Largest Deficit	ILL Run	Opp. Run	Lead Changes	Ties
Nov. 7	Eastern Illinois	16-11	38-26	21-4	5-7	29-18	35 (80-45)	2 (0-2)	9	8	1	1
Nov. 11	Kansas City	28-8	42-26	18-14	10-4	43-7	38 (86-48)	4 (5-9)	10	5	2	3
Nov. 14	Monmouth	30-15	40-28	9-6	18-8	48-29	38 (101-57)	–	12	6	0	0
Nov. 18	vs. UCLA	17-18	24-22	9-17	13-12	21-14	12 (79-67)	15 (29-44)	10	14	8	4
Nov. 20	vs. Virginia	9-19	28-28	11-10	3-12	22-13	3 (26-23)	11 (58-69)	8	13	10	9
Nov. 25	Lindenwood	26-21	48-34	15-8	18-2	32-29	35 (62-27)	2 (3-5)	10	11	5	1
Nov. 29	Syracuse	18-5	26-18	4-8	5-5	19-10	29 (73-44)	3 (0-3)	12	8	4	2
Dec. 2	at Maryland	16-18	44-28	17-7	12-10	10-8	3 (14-11)	12 (16-28)	9	11	2	3
Dec. 6	vs. Texas	15-17	28-38	10-10	12-10	25-33	7 (77-70)	10 (46-56)	7	12	8	8
Dec. 10	Penn State	12-14	28-26	10-5	4-3	19-3	5 (19-14)	19 (47-66)	9	14	8	6
Dec. 17	Alabama A&M	15-16	28-16	14-12	6-6	7-14	21 (68-47)	3 (0-3)	9	16	1	1
Dec. 22	vs. Missouri	10-33	36-42	11-13	13-18	29-20	2 (12-10)	35 (39-74)	7	15	2	2
Dec. 29	Bethune-Cookman	27-16	42-22	10-6	19-11	20-26	36 (77-41)	–	13	8	0	0
Jan. 4	at Northwestern	4-22	22-14	7-3	6-11	15-12	5 (43-38)	15 (45-60)	8	13	4	3
Jan. 7	Wisconsin	9-15	26-38	4-10	7-5	21-7	15 (64-49)	5 (19-24)	11	6	3	2
Jan. 10	at Nebraska	16-9	30-32	17-10	12-2	25-20	26 (76-50)	2 (5-7)	13	8	3	1
Jan. 13	Michigan State	8-4	38-44	8-16	6-2	10-10	9 (75-66)	9 (41-50)	10	8	4	8
Jan. 16	at Minnesota	6-9	54-28	14-11	7-3	27-13	25 (72-47)	3 (4-7)	12	5	5	2
Jan. 19	Indiana	18-5	32-54	13-16	11-4	13-5	4 (4-0)	21 (41-62)	9	12	1	1
Jan. 24	Ohio State	11-16	38-32	13-7	16-1	9-18	17 (48-31)	4 (59)	10	8	2	1
Jan. 28	at Wisconsin	11-9	26-20	6-6	5-6	2-5	17 (56-39)	4 (9-13)	10	8	6	1
Jan. 31	Nebraska	20-19	36-22	11-3	12-2	17-20	16 (72-56)	7 (5-12)	9	9	7	3
Feb. 4	at Iowa	10-16	36-24	17-11	2-7	8-15	8 (47-39)	5 (22-27)	11	10	9	9
Feb. 11	Rutgers	12-16	38-32	13-18	3-2	7-6	14 (67-53)	8 (22-30)	19	6	4	0
Feb. 14	at Penn State	7-17	38-30	11-4	8-10	17-20	–	17 (91-74)	6	7	0	2
Feb. 18	at Indiana	16-7	32-38	11-18	19-11	13-8	9 (46-37)	5 (10-15)	8	7	4	10
Feb. 20	Minnesota	10-6	30-30	13-7	6-0	1-0	16 (53-37)	–	11	6	0	1
Feb. 23	Northwestern	16-13	24-26	13-13	6-0	38-13	4 (66-62)	18 (37-19)	11	12	1	3
Feb. 26	at Ohio State	9-12	28-46	10-11	11-6	15-18	5 (5-0)	15 (26-41)	10	9	1	1
March 2	Michigan	13-12	46-32	15-9	6-0	20-9	9 (56-47)	7 (74-81)	12	10	11	9
March 5	at Purdue	20-23	32-36	11-10	8-13	22-24	–	24 (27-51)	8	11	0	1
March 9	vs. Penn State											
Totals		455-441	1,058-930	366-303	289-193	604-437						
Average		14.7-14.2	34.1-30.0	11.8-9.8	9.3-6.2	19.5-14.1						
Margin		+0.5	+4.1	+2.0	+3.1	+5.4						

GAME 1

#23/23 ILLINOIS 87, EASTERN ILLINOIS 57

NOV. 7, 2022 // STATE FARM CENTER // CHAMPAIGN, ILL.



Official Basketball Box Score - Final
Eastern Illinois at Illinois
 11/07/22 State Farm Center, Champaign, Ill.
 2022-23 Men's Basketball

Game Time: 8:00 PM
 Game Duration: 2:07
 Attendance: 14,543

Officials: Rob Riley, Sr., John Floyd, Brian Shore

Eastern Illinois - 57		Record: 0-1																
NO.	Name	Min	FG	3P	FT	Rebounds	Fouls	TP	AS	TO	ST	Blocks	+	-				
			M-A	M-A	M-A	OR DR TOT	PF FD					BS BA						
2	Paul Bizimana	F	24:07	2-4	0-1	2-2	0	1	2	1	6	0	2	0	0	1	-17	
34	Jermaine Hamlin	C	16:44	2-3	0-0	2-4	0	1	1	4	3	6	0	3	1	1	0	-12
4	Yaakema Rose	G	25:06	4-9	0-2	2-3	0	4	4	4	2	10	0	0	3	1	0	-17
10	Kinyon Hodges	G	33:02	5-12	1-3	3-6	2	3	5	1	4	14	2	0	1	0	1	-20
25	Dan Luers	G	14:39	1-4	1-2	0-0	0	4	4	1	1	3	1	2	2	0	2	-11
5	Sincere Malone	F	13:02	1-7	0-1	1-1	2	3	5	4	1	3	1	1	2	0	3	-12
13	Kyle Carlesimo	M	18:40	2-6	1-2	0-0	0	1	1	1	1	5	2	3	1	0	0	-10
24	Kyle Thomas	M	07:47	0-3	0-0	0-0	1	1	2	2	0	0	0	0	0	0	1	-2
20	Caleb Donaldson	M	17:37	1-4	0-1	0-0	0	1	1	2	0	2	0	1	0	0	1	-17
3	Cameron Haffner	M	09:02	1-3	0-1	0-0	0	0	0	0	0	0	0	0	0	0	0	-12
23	Rodolfo Rufino Bolis	M	12:42	2-3	0-0	0-1	0	0	1	1	3	1	4	2	1	2	0	-13
1	CJ Lane	M	04:45	0-2	0-2	2-2	1	0	1	0	1	2	1	1	0	0	0	-5
11	Nick Ellington	M	02:47	0-0	0-0	0-1	0	1	1	1	1	0	0	0	0	0	0	-2
Team																		
Totals			21-60	3-15	12-20	10	20	30	25	16	57	9	18	12	2	9	30	

Shooting By Period		
1st FG%	12-29	41.4%
3PT%	1-5	20.0%
FT%	6-11	54.5%
2nd FG%	9-31	29.0%
3PT%	2-10	20.0%
FT%	6-9	66.7%
GM FG%	21-60	35.0%
3PT%	3-15	20.0%
FT%	12-20	60.0%

Dead Ball Rebounds: 3, 2

Game 1 Recap – #23 Illinois 87, Eastern Illinois 57
 Illinois dominated in its regular-season opener, posting a 30-point victory over Eastern Illinois at State Farm Center.

Coleman Hawkins registered the second double-double of his career, notching a career-high 23 points and tying a career-best mark in rebounds with 12.

Terrence Shannon Jr. tied his career-best with 24 points, to lead all scorers, and recorded 14 second-half points.

Dain Dainja recorded his first-career double-double, coming off the bench to score 17 points and grab 10 rebounds on 8-of-9 shooting.

The Illini lead climbed as high as 35 points in the second half, while 12 different players picked up minutes in the final 20 minutes.

The Illinois defense made nine blocks, grabbed 10 steals, and forced 18 turnovers, while Eastern Illinois shot 35% from the field.

The Illini outscored the visiting Panthers, 41-26, in the second half while shooting 48.4% during the last 20 minutes of play.

Illinois also dominated in the paint, outrebounding Eastern Illinois, 53-30, and winning the offensive rebound battle, 20-10. The Illini also recorded 21 second-chance points while allowing four.

Illinois - 87		Record: 1-0																
NO.	Name	Min	FG	3P	FT	Rebounds	Fouls	TP	AS	TO	ST	Blocks	+	-				
			M-A	M-A	M-A	OR DR TOT	PF FD					BS BA						
24	Matthew Mayer	F	15:30	3-9	1-3	0-0	2	2	4	1	1	7	1	2	1	0	0	5
33	Coleman Hawkins	F	24:21	8-14	5-8	2-4	5	7	12	1	3	23	3	0	2	1	0	25
0	Terrence Shannon, Jr.	G	26:26	5-8	1-3	13-15	3	5	8	0	9	24	2	3	1	1	0	27
15	RJ Melendez	G	20:04	0-5	0-5	1-2	1	1	2	1	2	1	0	2	3	0	8	
55	Skyy Clark	G	23:09	1-3	1-3	0-0	1	4	5	3	2	3	1	5	1	0	0	17
20	Ty Rodgers	M	22:42	0-1	0-0	1-6	2	6	8	2	3	1	5	2	0	0	1	19
3	Jayden Epps	M	24:09	1-4	0-2	0-0	0	1	1	3	0	2	3	1	0	0	0	13
42	Dain Dainja	M	15:30	8-9	0-0	1-4	4	6	10	2	4	17	0	0	0	2	0	15
1	Sencire Harris	M	15:17	4-9	1-2	0-2	2	1	3	2	1	9	1	0	3	1	1	21
2	Connor Serven	M	08:51	0-0	0-0	0-0	0	0	0	0	0	0	0	0	0	0	0	2
12	Brandon Lieb	M	02:25	0-2	0-0	0-0	0	0	0	0	0	0	0	0	0	1	0	-5
22	Paxton Warden	M	01:36	0-0	0-0	0-0	0	0	0	0	0	0	0	0	0	0	0	3
Team																		
Totals			30-64	9-26	18-33	20	33	53	16	25	87	16	15	10	9	2	30	

Shooting By Period		
1st FG%	15-33	45.5%
3PT%	7-15	46.7%
FT%	9-16	56.3%
2nd FG%	15-31	48.4%
3PT%	2-11	18.2%
FT%	9-17	52.9%
GM FG%	30-64	46.9%
3PT%	9-26	34.6%
FT%	18-33	54.5%

Dead Ball Rebounds: 7, 1

	EIU	ILL
Biggest lead	2 (1 st 19:34)	35 (2 nd 6:22)
Best Scoring Run	8 (2 nd 2:45)	9 (2 nd 7:20)
Lead Changes	1	
Times Tied	1	
Time with Lead	00:18	38:40

Points from	EIU	ILL
Turnovers	11	16
Paint	26	38
Second Chance	4	21
Fast Breaks	7	5
Bench	18	29

Period by Period Scoring	1st	2nd	TOT
EIU	31	26	57
ILL	46	41	87

Technical Fouls: NONE

Technical Fouls: NONE

GAME 2

#23/23 ILLINOIS 86, KANSAS CITY 48

NOV. 11, 2022 // STATE FARM CENTER // CHAMPAIGN, ILL.



Official Basketball Box Score - Final
Kansas City at Illinois
 11/11/22 State Farm Center, Champaign, Ill.
 2022-23 Men's Basketball

Game Time: 8:00 PM
 Game Duration: 2:31
 Attendance: 15,201

Officials: Lewis Garrison, Keith Lewis, Chad Barlow

Kansas City - 48		Record: 0-3																
NO.	Name	Min	FG	3P	FT	Rebounds	Fouls	TP	AS	TO	ST	Blocks	+	-				
			M-A	M-A	M-A	OR DR TOT	PF FD					BS BA						
10	Precious Idiaru	F	19:12	0-3	0-3	0-0	0	3	3	2	0	0	3	1	0	0	0	-13
23	Allen David Mukeba	F	21:38	3-4	2-2	0-0	1	4	5	1	8	0	4	1	1	1	0	-13
32	Jeff Ngandu	F	30:34	4-7	0-0	0-0	4	6	10	1	1	8	1	2	0	1	2	-29
5	Shemarri Allen	G	34:38	9-19	0-2	2-3	2	6	8	3	4	20	1	5	3	0	2	-26
21	RayQuawndis Mitchell	G	33:20	1-14	0-7	3-4	0	3	3	2	3	5	1	3	0	0	2	-27
12	Promise Idiaru	M	12:02	0-3	0-3	0-0	1	1	2	4	0	0	1	1	0	0	0	0
25	Tyler Andrews	M	07:14	0-1	0-0	0-0	0	0	0	1	0	0	0	3	0	0	0	-19
33	Jevin Sullivan	M	10:47	2-4	0-0	0-0	1	0	1	0	0	4	0	1	0	0	0	-22
1	Sam Martin	M	13:56	0-3	0-2	0-0	2	0	2	2	1	0	1	2	0	0	0	-18
4	Emmanuel Dimou	M	09:59	1-4	1-2	0-0	0	1	1	0	0	3	1	0	1	0	0	-12
2	Babacar Diallo	M	06:40	0-2	0-0	0-0	1	0	1	1	1	0	0	0	1	0	0	-11
Team																		
Totals			20-64	3-21	5-7	15	25	40	21	11	48	8	24	5	2	8	38	

Shooting By Period		
1st FG%	9-32	28.1%
3PT%	0-7	0.0%
FT%	5-7	71.4%
2nd FG%	11-32	34.4%
3PT%	3-14	21.4%
FT%	0-0	0%
GM FG%	20-64	31.3%
3PT%	3-21	14.3%
FT%	5-7	71.4%

Dead Ball Rebounds: 2, 0

Game 2 Recap – #23 Illinois 86, Kansas City 48
Dain Dainja exploded for 20 points, 15 rebounds, and five blocks as the Illini overcame a slow start at home to roll past Kansas City.

Dainja recorded his second straight double-double, shooting 9-of-11 and notching career highs in points, rebounds, and blocks in 23 minutes off the bench.

Jayden Epps and **Skyy Clark** tallied double figures for the first time, scoring 13 and 10, respectively, while **Terrence Shannon Jr.** finished with 14.

The Illini forced 23 turnovers, recording 11 steals and eight blocks in the win. Illinois scored 28 points off those turnovers, while the Illini bench registered 43 points.

Illinois used a 21-4 run over a six-minute stretch to push its lead to double digits with less than seven minutes to play in the first half.

The Illini headed into the locker room with a 39-23 lead at the break. The Illini forced 10 turnovers, recorded six blocks, and made five steals in the opening 20 minutes of action, and it held Kansas City without a 3-pointer in the first period of play.

After Illinois went on short runs to keep its lead around the 20-point mark, a 9-0 run, highlighted by an emphatic **Coleman Hawkins** dunk and a **Dainja** block to get the crowd on its feet, pushed the Illini advantage to 27 with 12 minutes to play.

The Illini found **Dainja** in the paint often in the second half, with the big man scoring six points during an 8-0 run to give the hosts a 73-42 lead with under six to go.

Closing the game on a 13-4 run, the Illini took home a 38-point victory.

Illinois - 86		Record: 2-0																
NO.	Name	Min	FG	3P	FT	Rebounds	Fouls	TP	AS	TO	ST	Blocks	+	-				
			M-A	M-A	M-A	OR DR TOT	PF FD					BS BA						
24	Matthew Mayer	F	12:50	2-5	1-4	0-0	0	2	2	3	1	5	0	1	1	1	0	9
33	Coleman Hawkins	F	26:58	3-7	0-3	0-0	2	1	3	1	0	6	2	1	2	1	0	19
0	Terrence Shannon Jr.	G	26:35	4-12	1-5	5-7	1	3	4	0	4	14	5	1	1	0	1	17
15	RJ Melendez	G	21:12	2-7	1-3	3-3	2	1	3	2	2	8	2	0	2	0	0	16
55	Skyy Clark	G	23:48	2-3	1-2	5-5	0	5	5	2	6	10	2	0	2	0	0	24
20	Ty Rodgers	M	21:23	2-4	0-0	0-0	0	1	1	1	0	4	1	1	0	0	0	7
42	Dain Dainja	M	23:19	9-11	0-0	2-5	5	10	15	1	5	20	0	3	1	5	1	27
3	Jayden Epps	M	23:42	4-9	2-5	3-4	0	3	3	0	2	13	3	0	1	0	0	35
1	Sencire Harris	M	11:40	2-5	2-4	0-2	0	1	1	1	1	6	0	3	0	0	0	22
2	Connor Serven	M	02:04	0-0	0-0	0-0	0	1	1	0	0	0	0	1	1	0	0	0
12	Brandon Lieb	M	04:08	0-0	0-0	0-0	1	0	1	0	0	0	0	0	0	0	0	8
22	Paxton Warden	M	02:21	0-1	0-1	0-0	0	0	0	0	0	0	0	0	0	1	0	6
Team																		
Totals			30-64	8-27	18-26	14	29	43	11	21	86	15	11	11	8	2	38	

Shooting By Period		
--------------------	--	--

GAME 3

#19/20 ILLINOIS 103, MONMOUTH 65

NOV. 14, 2022 // STATE FARM CENTER // CHAMPAIGN, ILL.



Official Basketball Box Score - Final
Monmouth at Illinois
 11/14/22 State Farm Center, Champaign, Ill.
 2022-23 Men's Basketball

Game Time: 8:00 PM
 Game Duration: 2:02
 Attendance: 13,772

Officials: Paul Szek, Larry Scrotto, Deldre Carr

Monmouth - 65		Record: 0-3												
NO.	Name	Min	FG	3P	FT	Rebounds	Fouls	TP	AS	TO	ST	Blocks	+/	
			M-A	M-A	M-A	OR DR TOT	PF FD					BS BA		
5	Myles Foster	F 28:30	4-11	0-0	1-1	0 3 3	5 5	9	1	5	2	0 3	-26	
35	Klemen Vuga	F 25:25	1-3	0-0	2-2	0 5 5	3 2	4	0	3	0	0 0	-35	
13	Jack Collins	G 27:29	5-8	1-4	1-2	1 1 2	3 3	12	3	2	0 0	0 0	-29	
14	Jack Holmstrom	G 21:37	1-6	1-5	2-2	0 1 1	1 1	5	1	0	0 0	0 0	-11	
24	Myles Ruth	G 24:13	1-5	0-0	4-4	0 1 1	2 5	6	5	6	2	0 1	-26	
33	Amaan Sandhu	16:25	1-1	0-0	2-2	1 1 2	5 1	4	0	4	0 0	0 0	-12	
3	Jakari Spence	15:47	2-2	1-1	3-4	0 0 0	0 2	8	1	2	0 0	0 0	-12	
20	Tahron Allen	13:11	2-4	0-1	0-2	1 1 2	1 2	4	0	0	0 0	0 0	-18	
1	Jayden Doyle	04:29	0-1	0-0	0-0	0 0 0	1 0	0	0	0	0 0	0 0	-3	
4	Andrew Ball	22:54	4-8	3-4	2-4	0 2 2	0 2	13	0	0	0 0	0 0	-18	
Team						2 1 3		0		2				
Totals			21-49	6-16	17-23	5 16 21	21 23	65	11	24	6	0 4	-38	

Shooting By Period		
1st FG%	10-24	41.7%
3PT%	4-9	44.4%
FT%	9-11	81.8%
2nd FG%	11-25	44.0%
3PT%	2-7	28.6%
FT%	8-12	66.7%
GM FG%	21-49	42.9%
3PT%	6-16	37.5%
FT%	17-23	73.9%

Dead Ball Rebounds: 4, 1

Game 3 Recap – #19 Illinois 103, Monmouth 65
 Illinois dominated from start to finish in a 103-65 victory over Monmouth at State Farm Center in a career-best night for multiple Illini guards.

Terrence Shannon Jr. recorded a game-high and career-best 30 points, while **Jayden Epps** registered a career-high 21 points, in their third regular-season contest with the Illini.

Illinois led by as many as 44 in the victory. After **Shannon** opened the scoring with a 3-pointer 13 seconds into the game, the Illini never looked back.

Dain Dainja notched 15 points off the bench, his third straight game in double figures.

The Illini forced 24 turnovers and made 11 steals in the 38-point victory.

Illinois jumped out to an 8-0 lead less than one minute into the contest, with **Shannon**, **RJ Melendez**, and **Sky Clark** all getting involved early. The Illini made their first five field-goal attempts, a run that including four three-pointers, to open up a 14-6 advantage.

Dainja came off the bench and immediately made an impact, scoring eight points, while **Shannon** continued his hot start to fuel a 31-5 run over a six-and-a-half-minute stretch and open a 31-point lead.

Melendez came out of the break with confidence, notching seven of Illinois' first 12 points as the host's lead climbed to 36 with less than 15 minutes to play.

A 6-0 Illini run over a 63-second stretch, capped off by a **Coleman Hawkins** steal and emphatic dunk, extended their advantage 81-42, midway through the final half.

Illinois later used a 7-0 stretch, while **Shannon** registered four points on that run to finish with 30 on the night.

Illinois - 103		Record: 3-0												
NO.	Name	Min	FG	3P	FT	Rebounds	Fouls	TP	AS	TO	ST	Blocks	+/	
			M-A	M-A	M-A	OR DR TOT	PF FD					BS BA		
24	Matthew Mayer	F 19:44	1-5	1-5	0-0	0 3 3	2 1	3	2	0	1	0 0	25	
33	Coleman Hawkins	F 17:12	1-5	0-1	4-4	3 2 5	2 3	6	3	5	2	0 0	14	
0	Terrence Shannon Jr.	G 23:21	9-14	4-9	8-10	2 6 8	0 10	30	4	2	1	1 1	36	
15	RJ Melendez	G 14:19	4-7	1-3	0-0	1 4 5	3 1	9	2	2	2	0 0	13	
55	Sky Clark	G 20:35	2-2	1-1	2-2	0 1 1	3 1	7	6	2	0 0	0 0	31	
42	Dain Dainja	18:39	7-9	0-0	1-2	1 3 4	2 3	15	1	2	2	2 0	26	
3	Jayden Epps	23:25	8-12	5-9	0-0	0 0 0	1 0	21	1	0	1	0 0	16	
20	Ty Rodgers	28:08	2-2	0-0	0-0	3 2 5	3 0	4	2	0	1	0 0	25	
1	Sencire Harris	19:50	2-3	2-3	0-0	0 0 0	1 0	6	0	1	1	0 0	11	
12	Brandon Lieb	07:43	1-1	0-0	0-2	0 2 2	5 2	2	0	2	0	1 0	4	
2	Connor Serven	03:54	0-0	0-0	1 1 2	1 0	0	0	0	0	0 0	0 0	-5	
22	Paxton Warden	03:10	0-2	0-0	0-0	0 0 0	0 0	0	0	2	0	0 0	-6	
Team						0 0 0		0		0				
Totals			37-62	14-33	15-20	11 24 35	23 21	103	21	18	11	4 0	38	

Shooting By Period		
1st FG%	23-30	76.7%
3PT%	9-15	60.0%
FT%	8-9	88.9%
2nd FG%	14-32	43.8%
3PT%	5-18	27.8%
FT%	7-11	63.6%
GM FG%	37-62	59.7%
3PT%	14-33	42.4%
FT%	15-20	75.0%

Dead Ball Rebounds: 2, 1

	MON	ILL
Biggest lead	0 (1 st 20:00)	44 (2 nd 3:54)
Best Scoring Run	6 (2 nd 0:48)	12 (1 st 10:58)
Lead Changes	0	0
Times Tied	0	0
Time with Lead	00:00	39:47

Points from	MON	ILL
Turnovers	15	30
Paint	28	40
Second Chance	6	9
Fast Breaks	8	18
Bench	29	48

	Period by Period Scoring		
	1st	2nd	TOT
MON	33	32	65
ILL	63	40	103

Technical Fouls: NONE

Technical Fouls: NONE

GAME 4

#19/20 ILLINOIS 79, #8/7 UCLA 70

NOV. 18, 2022 // T-MOBILE ARENA // LAS VEGAS, NEV.



Official Basketball Box Score - Final
Illinois at UCLA
 11/18/22 T-Mobile Arena, Las Vegas
 2022-23 Men's Basketball

Game Time: 8:30 PM
 Game Duration: 2:07
 Attendance: 8,707

Officials: Tony Padilla, Keith Kimble, Courtney Green

Illinois - 79		Record: 4-0												
NO.	Name	Min	FG	3P	FT	Rebounds	Fouls	TP	AS	TO	ST	Blocks	+/	
			M-A	M-A	M-A	OR DR TOT	PF FD					BS BA		
24	Matthew Mayer	F 22:45	3-8	2-6	3-4	1 3 4	2 2	11	5	1	1	0 0	16	
33	Coleman Hawkins	F 34:56	2-3	0-0	1-2	1 4 5	2 2	5	7	5	2	2 0	-3	
0	Terrence Shannon Jr.	G 38:22	9-13	8-9	3-7	0 10 10	2 5	29	3	2	0 1	1 6	6	
15	RJ Melendez	G 17:57	1-4	1-3	0-0	1 0 1	0 0	3	0	3	0 1	1 0	0	
55	Sky Clark	G 28:19	3-7	1-4	3-3	0 5 5	4 2	10	1	4	1	0 0	9	
3	Jayden Epps	22:52	1-6	0-3	2-2	0 4 4	1 1	4	2	1	0 0	0 0	-5	
20	Ty Rodgers	07:03	0-1	0-0	0-0	0 1 1	2 0	0	0	1	1	0 0	-4	
42	Dain Dainja	18:13	6-6	0-0	1-1	0 3 3	3 2	13	0	4	1	0 0	4	
1	Sencire Harris	09:33	2-3	0-0	0-0	0 0 0	1 1	4	1	0	2	0 1	16	
Team						2 3 5		0		0				
Totals			27-51	12-25	13-19	5 33 38	17 15	79	19	21	8	4 3	9	

Shooting By Period		
1st FG%	10-21	47.6%
3PT%	5-12	41.7%
FT%	3-8	37.5%
2nd FG%	17-30	56.7%
3PT%	7-13	53.8%
FT%	10-11	90.9%
GM FG%	27-51	52.9%
3PT%	12-25	48.0%
FT%	13-19	68.4%

Dead Ball Rebounds: 2, 0

Game 4 Recap – #19 Illinois 79, #8 UCLA 70
 Behind a strong second-half showing and dominant defensive display, No. 19 Illinois took down No. 8 UCLA, 79-70, in its opening-round matchup of the Continental Tire Main Event.

Terrence Shannon Jr. tied a program record with eight three-pointers, recording a game-high 29 points, while **Dain Dainja**, **Matthew Mayer**, and **Sky Clark** also registered double figures in the win.

Illinois outscored UCLA in the second half, 51-33, holding the Bruins to 37.5 percent shooting in the closing frame.

The Illini notched eight steals and four blocks and forced 15 turnovers, scoring 17 points off those turnovers.

Despite playing in Las Vegas, Illinois fans made it feel like a home game, creating a sea of Orange and Blue inside T-Mobile Arena.

Shannon registered a first-half double-double with 10 points and 10 rebounds, but UCLA finished the half strong to give the Illini a nine-point deficit at the break.

After falling behind by 15 with 18 minutes remaining, Illinois flipped a switch defensively, sparked by back-to-back steals from **Sencire Harris**, both of which led to Illini baskets.

A 10-0 spurt over a two-minute stretch capped a 29-8 run overall that turned the 29-44 deficit into a 58-52 lead with eight minutes remaining.

Three **Shannon** 3-pointers over a five-minute stretch pushed the Illini lead to 10, and that advantage climbed as high as 12 late in the game as Illinois defeated its 11th top-10 opponent in the last 16 tries.

UCLA - 70		Record: 3-1												
NO.	Name	Min	FG	3P	FT	Rebounds	Fouls	TP	AS	TO	ST	Blocks	+/	
			M-A	M-A	M-A	OR DR TOT	PF FD					BS BA		
3	Adem Bona	F 20:42	2-3	0-0	1-1	1 1 2	3 1	5	2	0	1	2 0	-10	
0	Jaylen Clark	G 32:24	3-8	0-0	1-3	1 5 6	2 3	7	2	2	1	0 1	-14	
5	Amari Bailey	G 28:32	0-5	0-2	1-4	1 5 6	3 2	1	3	3	2	0 1	1	
10	Tyger Campbell	G 37:16	9-23	4-9	0-0	2 0 2	1 4	22	4	5	3	0 0	-7	
24	Jaime Jaquez Jr.	G 38:49	8-22	1-4	3-5	3 8 4	4 20	5	3	3	0 2	0 9	-9	
34	David Singleton	32:50	5-10	4-7	1-1	1 4 5	1 3	15	1	1	0 0	0 0	-4	
14	Kenneth Nwuba	06:38	0-0	0-0	0-0	0 1 1	0 0	0	0	0	0 1	0 2	-2	
2	Dylan Andrews	02:49	0-1	0-0	0-0	0 0 0	1 0	0	0	1	0	0 0	-4	
Team						5 4 9		0		0				
Totals			27-72	9-22	7-14	16 23 39	15 17	70	17	15	10	3 4	-9	

Shooting By Period		
1st FG%	14-37	37.8%
3PT%	4-14	28.6%
FT%	5-6	83.3%
2nd FG%	13-35	37.1%
3PT%	5-8	62.5%
FT%	2-8	25%
GM FG%	27-72	37.5%
3PT%	9-22	40.9%
FT%	7-14	50.0%

Dead Ball Rebounds: 3, 0

	ill	ucl
Biggest lead	12 (2 nd 0:08)	15 (2 nd 17:53)
Best Scoring Run	10 (2 nd 8:02)	14 (2 nd 18:36)
Lead Changes	8	0
Times Tied	4	0
Time with Lead	20:50	14:46

Points from	ill	ucl
Turnovers	17	18
Paint	24	22
Second Chance	9	17
Fast Breaks	13	12
Bench	21	15

	Period by Period Scoring		
	1st	2nd	TOT
ill	2		

GAME 5

#16/14 VIRGINIA 70, #19/20 ILLINOIS 61

NOV. 20, 2022 // T-MOBILE ARENA // LAS VEGAS, NEV.



Official Basketball Box Score - Final
Illinois at Virginia
 11/20/22 T-Mobile Arena, Las Vegas
 2022-23 Men's Basketball

Game Time: 2:00 PM
 Game Duration: 2:35
 Attendance: 7,678

Officials: Bert Smith, Ray Nault, Greg Nixon

Illinois - 61		Record: 4-1												
NO.	Name	Min	FG	3P	FT	Rebounds	Fouls	TP	AS	TO	ST	Blocks	+	-
			M-A	M-A	M-A	OR DR TOT	PF FD					BS BA		
24	Matthew Mayer	F	22:56	2-7	0-2	0-0	0 4 4	1 0 4	0 0 0	0 0 0	0 1 1	0 1	-5	
33	Coleman Hawkins	F	30:32	4-9	2-5	0-1	1 0 1	1 1 10	3 3 0	3 0 3	0 0	0 0	-13	
0	Terrence Shannon Jr.	G	35:05	4-10	1-5	0-2	0 4 4	5 6 9	6 6 1	0 0 0	0 0	0 0	-12	
15	RJ Melendez	G	27:14	3-7	2-4	0-0	0 0 0	3 0 8	0 2 1	0 0 0	0 0	0 0	-12	
55	Sky Clark	G	22:23	2-4	2-2	2 2 4	3 2 8	3 2 8	1 2 0	0 0 0	0 0	0 0	-11	
1	Sencire Harris	G	09:22	1-3	0-1	1-2	1 1 2	2 1 3	1 0 0	1 0 0	1 0 0	1 0	-7	
3	Jayden Epps	G	26:52	6-13	2-5	0-0	1 3 4	4 3 14	0 0 2	0 2 0	1 1 1	1 1		
20	Ty Rodgers	G	07:46	0-1	0-0	0-0	1 2 3	2 0 0	0 0 0	0 0 0	0 0 0	0 0	-1	
42	Dain Dainja	G	17:50	2-5	0-0	1-2	1 5 6	1 1 5	0 0 1	0 0 1	0 0 0	0 0	-1	
Team						4 2 6								
Totals			24-59	9-26	4-9	11 23 34	22 14 61	11 13 5	4 2	-9				

Shooting By Period	
1st FG%	12-30 40.0%
3PT%	4-12 33.3%
FT%	3-6 50%
2nd FG%	12-29 41.4%
3PT%	5-14 35.7%
FT%	1-3 33.3%
GM FG%	24-59 40.7%
3PT%	9-26 34.6%
FT%	4-9 44.4%

Dead Ball Rebounds: 1, 0

Virginia - 70		Record: 4-0												
NO.	Name	Min	FG	3P	FT	Rebounds	Fouls	TP	AS	TO	ST	Blocks	+	-
			M-A	M-A	M-A	OR DR TOT	PF FD					BS BA		
1	Jayden Gardner	F	26:46	3-5	0-0	6-9	2 3 5	1 5	12 1	3 1	0 1	13		
21	Kadin Shedrick	F	19:21	2-3	0-0	3-4	1 5 6	2 2	7 1	2 0	1 0	7		
0	Kheil Clark	G	34:10	4-9	2-4	2-2	1 2 3	1 2	12 3	2 2	2 0	13		
2	Reece Beekman	G	33:35	5-12	1-3	6-8	1 3 4	2 7	17 3	1 3	0 0	14		
4	Armaan Franklin	G	33:50	4-12	1-5	0-0	0 5 5	3 2 9	0 2 2	0 0 1	10			
5	Ben Vander Plas	G	24:10	0-3	0-3	8-9	2 8 10	2 4 8	2 1 0	0 0 0	-1			
22	Francisco Caffaro	G	09:43	1-1	0-0	0-0	1 1 2	2 0 2	0 1 0	1 0 1	0 0	-3		
11	Isaac McKneely	G	15:03	1-3	1-2	0-0	0 0 0	1 0 3	0 0 0	0 0 0	0 0	-7		
13	Ryan Dunn	G	03:22	0-0	0-0	0 0 0	1 1 1	0 0 0	0 0 0	0 0 0	0 0	-3		
Team						1 0 1								
Totals			20-48	5-17	25-32	9 28 37	14 22	70	10 12	8 2	4 9			

Shooting By Period	
1st FG%	10-27 37.0%
3PT%	4-12 33.3%
FT%	5-8 62.5%
2nd FG%	10-21 47.6%
3PT%	1-5 20.0%
FT%	20-24 83.3%
GM FG%	20-48 41.7%
3PT%	5-17 29.4%
FT%	25-32 78.1%

Dead Ball Rebounds: 3, 0

Ill		UVA	
Biggest lead	3 (1st 10:49)	11 (2nd 0:18)	
Best Scoring Run	8 (2nd 4:49)	13 (2nd 0:18)	
Lead Changes	10		
Times Tied	9		
Time with Lead	08:23	25:25	

Points from	Ill	UVA
Turnovers	9	19
Paint	28	28
Second Chance	11	10
Fast Breaks	3	12
Bench	22	13

Period by Period Scoring			
	1st	2nd	TOT
Ill	31	30	61
UVA	29	41	70

Game 5 Recap – #16 Virginia 70, #19 Illinois 61

Illinois went toe to toe with an experienced Virginia squad for 36 minutes, but the 16th-ranked Cavaliers pulled away during the last four to claim the championship of the Continental Tire Main Event in Las Vegas.

The game was back-and-forth throughout, featuring 10 lead changes and nine ties. A 6-0 run gave Illinois its biggest lead of the afternoon at 22-19, and the Illini took a 31-29 lead into intermission.

Virginia scored the first six out of the locker room to move ahead 35-31, and later held a 53-47 advantage when the Illini responded with an 8-0 run of its own. Back-to-back 3-pointers by **Jayden Epps** tied it, and the Illini moved ahead on a **Dain Dainja** drive and dunk.

Illinois led 58-56 with 3:30 remaining when Virginia stepped up in crunch time. The Cavaliers scored on eight of their final nine possessions while the Illini missed five shots and had three turnovers during this same stretch. That led to a 13-0 Virginia run that sealed the game.

Fouls plagued the Illini throughout the afternoon, allowing the Cavaliers to score 36% of their points on free throws (25-32). Virginia also held a 19-9 advantage in points off turnovers.

Jayden Epps led the Illini in scoring with 14 points. **Coleman Hawkins** also finished in double figures with 10.

GAME 6

#16/14 ILLINOIS 92, LINDENWOOD 59

NOV. 25, 2022 // STATE FARM CENTER // CHAMPAIGN, ILL.



Official Basketball Box Score - Final
Lindenwood at Illinois
 11/25/22 State Farm Center, Champaign, Ill.
 2022-23 Men's Basketball

Game Time: 8:00 PM
 Game Duration: 1:44
 Attendance: 12,552

Officials: Courtney Green, Lewis Garrison, Edwin Young

Lindenwood - 59		Record: 3-5												
NO.	Name	Min	FG	3P	FT	Rebounds	Fouls	TP	AS	TO	ST	Blocks	+	-
			M-A	M-A	M-A	OR DR TOT	PF FD					BS BA		
0	David Ware	F	21:50	2-6	1-2	0-0	2 3 5	1 0 5	3 2	0 0 2	-14			
5	Cam Burrell	F	28:10	3-7	0-2	0-0	1 3 4	2 2 6	1 2 2	0 0 0	-32			
2	Brandon Trimble	G	21:02	1-4	1-2	0-0	0 0 0	1 1 3	1 2 1	0 0 0	-17			
11	Kevin Caldwell Jr.	G	27:05	3-8	0-3	4-4	0 2 2	1 4 10	2 4 0	0 0 0	-25			
30	Chris Childs	G	28:01	3-11	0-4	0-0	1 1 2	1 2 6	0 1 0	0 0 0	-31			
4	Jacob Tracey	G	25:03	1-5	0-1	0-0	1 0 1	1 0 2	1 3 0	0 0 0	-23			
24	Keenon Cole	G	23:16	8-11	2-3	2-2	0 4 4	1 2 20	0 1 1	1 1 0	-10			
42	Remy Lemovou	G	09:58	1-1	0-0	0-0	1 0 1	1 0 2	0 0 1	0 0 0	-6			
3	Tommie Williams	G	15:35	2-5	1-1	0-0	1 1 1	1 1 5	1 3 2	0 0 0	-7			
Team						1 1 2								
Totals			24-58	5-18	6-6	7 15 22	10 12	59	9 22	7 1	2 33			

Shooting By Period	
1st FG%	9-25 36.0%
3PT%	1-12 8.3%
FT%	6-6 100%
2nd FG%	15-33 45.5%
3PT%	4-6 66.7%
FT%	0-0 0%
GM FG%	24-58 41.4%
3PT%	5-18 27.8%
FT%	6-6 100.0%

Dead Ball Rebounds: 0, 0

Illinois - 92		Record: 5-1												
NO.	Name	Min	FG	3P	FT	Rebounds	Fouls	TP	AS	TO	ST	Blocks	+	-
			M-A	M-A	M-A	OR DR TOT	PF FD					BS BA		
24	Matthew Mayer	F	15:55	2-6	2-5	2-2	2 7 9	2 2	8 1	1 2	1 0	18		
33	Coleman Hawkins	F	22:06	0-2	0-2	0-0	0 5 5	3 0 0	3 6 1	0 0 0	19			
0	Terrence Shannon Jr.	G	25:10	6-11	1-3	3-3	1 2 3	0 4	16 3	1 2	0 0	17		
15	RJ Melendez	G	21:07	7-11	2-5	1-1	0 4 4	0 1	17 1	2 1	0 0	28		
55	Sky Clark	G	24:35	8-9	3-4	0-2	0 3 3	3 3	1 19	4 2	1 1	36		
20	Ty Rodgers	G	22:54	1-1	0-0	0-0	2 1 3	2 0 2	2 3 1	0 0 0	17			
1	Sencire Harris	G	17:47	3-7	1-5	0-0	1 0 1	1 0 2	7 2	1 2	0 0	11		
3	Jayden Epps	G	23:57	5-8	2-5	0-0	0 0 0	0 0	12 1 3	3 0 0	10			
42	Dain Dainja	G	17:06	3-4	0-0	2-2	3 1 4	0 1 8	0 2 3	0 0 0	15			
12	Brandon Lieb	G	05:20	1-2	0-0	1-1	0 2 2	0 1 3	0 0 0	0 0 1	-6			
2	Connor Serven	G	02:44	0-1	0-0	0-0	0 0 0	0 0 0	0 0 0	0 0 0	0			
22	Paxton Warden	G	01:19	0-0	0-0	0-0	0 0 0	0 0 0	0 0 0	0 0 0	0			
Team						2 2 4								
Totals			36-62	11-30	9-11	11 27 38	12 10	92	17 22	16 2	1 33			

Shooting By Period	
1st FG%	21-33 63.6%
3PT%	6-16 37.5%
FT%	1-3 33.3%
2nd FG%	15-29 51.7%
3PT%	5-14 35.7%
FT%	8-8 100%
GM FG%	36-62 58.1%
3PT%	11-30 36.7%
FT%	9-11 81.8%

Dead Ball Rebounds: 2, 0

LIN		ILL	
Biggest lead	2 (1st 19:34)	35 (2nd 15:32)	
Best Scoring Run	11 (2nd 12:05)	10 (1st 4:46)	
Lead Changes	5		
Times Tied	1		
Time with Lead	01:30	38:04	

Points from	LIN	ILL
Turnovers	21	26
Paint	34	48
Second Chance	8	15
Fast Breaks	2	18
Bench	29	32

Period by Period Scoring			
	1st	2nd	TOT
LIN	25	34	59
ILL	49	43	92

Game 6 Recap – #16 Illinois 92, Lindenwood 59

Illinois cruised past Lindenwood at State Farm Center behind career nights from **Sky Clark** and **RJ Melendez**.

Clark led the way with a career-high 19 points on 8-for-9 shooting (88.9%), while **Melendez** registered a career-best 17 points in the 33-point victory.

Terrence Shannon Jr. added 16 points, and **Jayden Epps** recorded 12 points off the bench.

The Illini defense made a season-high 16 steals in the win and outrebounded the Lions, 38-22.

The Illini offense got going early, with **Melendez**, **Clark** and **Shannon Jr.** all getting buckets to fall in the opening four minutes to jump out to a 14-9 lead.

A 17-2 Illinois run over a five-minute stretch pushed the host's lead to 23 points, with five different players scoring during that run.

Leading by as many as 26, the Illini went on short runs throughout the first half and ultimately took a 49-25 lead into the break. **Melendez** led all scorers with 15 points, a season-high for the Illini sophomore, while **Clark** added a career-high 13 in the opening frame.

Illinois opened the second half right where it left off, extending their lead to 35 via a 13-2 run. **Shannon** scored six points during that stretch, pushing him to double figures for the fifth time this season.

The Illini led by at least 30 in the final four minutes, moving the team to 5-1 on the season.

GAME 7

#16/17 ILLINOIS 73, SYRACUSE 44

NOV. 29, 2022 // STATE FARM CENTER // CHAMPAIGN, ILL.



Official Basketball Box Score - Final
Syracuse at Illinois
11/29/22 State Farm Center, Champaign, Ill.
2022-23 Men's Basketball

Game Time: 6:30 PM
Game Duration: 2:38
Attendance: 15,544

Officials: Paul Szekel, Larry Scrotto, Terry Oglesby

Syracuse - 44		Record: 3-4												
NO.	Name	Min	FG	3P	FT	Rebounds	Fouls	TP	AS	TO	ST	Blocks	+	-
			M-A	M-A	M-A	OR DR TOT	PF FD					BS BA		
0	Chris Bell	27:24	3-9	2-8	0-0	0 1 1	3 0	8	0	2	0	0 1	-8	
13	Benny Williams	29:38	2-6	1-2	3-4	3 2 5	6 3 8	0	1	0	0	0 1	-16	
14	Jesse Edwards	32:15	3-9	0-0	3-6	4 13 17	5 5 9	3	4	2	3	1	-19	
3	Judah Mintz	33:50	3-16	0-2	3-6	1 1 2	4 5 9	5	4	0	0	2	-26	
11	Joseph Girard III	20:04	0-3	0-1	0-0	0 2 2	0 0 0	0	1	0	0	0	-11	
5	Justin Taylor	22:44	2-7	2-4	0-0	0 5 5	0 0 6	1	1	0	0	0	-18	
2	John Bol Ajak	09:21	0-1	0-0	0-1	1 1 2	0 1 0	0	0	0	0	0	-13	
10	Symir Taylor	12:34	0-0	0-0	0-0	0 1 1	2 0 0	0	1	1	0	1	-16	
24	Quadir Copeland	03:24	0-0	0-0	0-0	0 0 0	0 0 0	0	1	1	0	0	-8	
55	Mounir Hima	04:20	2-2	0-0	0-0	1 3 4	2 0 4	0	0	0	0	0	1	
1	Maliq Brown	04:26	0-1	0-0	0-0	0 1 1	0 1 0	0	0	0	1	0	-11	
Team						2 0 2		0		2				
Totals		15:54	5-17	9-17	12	30 42	22 15 44	11	17	3	5	6	-29	

Shooting By Period		
1st FG%	8-24	33.3%
3PT%	2-9	22.2%
FT%	5-11	45.5%
2nd FG%	7-30	23.3%
3PT%	3-8	37.5%
FT%	4-6	66.7%
GM FG%	15-54	27.8%
3PT%	5-17	29.4%
FT%	9-17	52.9%

Dead Ball Rebounds: 6, 1

Technical Fouls: Williams 2nd0:48 Williams 2nd0:48

Illinois - 73		Record: 6-1												
NO.	Name	Min	FG	3P	FT	Rebounds	Fouls	TP	AS	TO	ST	Blocks	+	-
			M-A	M-A	M-A	OR DR TOT	PF FD					BS BA		
24	Matthew Mayer	21:49	2-6	0-3	1-2	3 5 8	1 5 5	2	1	2	0	1	22	
33	Coleman Hawkins	35:12	7-11	1-2	0-2	1 9 10	1 4 15	10	2	1	0	0	23	
0	Terrence Shannon Jr.	32:28	5-17	1-5	2-2	5 2 7	1 2 17	2	2	0	2	1	25	
15	RJ Melendez	21:34	3-7	2-5	7-8	2 4 6	2 3 15	1	0	2	1	0	15	
55	Sky Clark	30:11	0-10	0-7	2-4	0 5 5	3 2 2	3	0	2	0	0	13	
3	Jayden Epps	25:49	4-7	3-6	0-0	0 1 1	2 0 11	0	0	0	0	0	-23	
42	Dain Dairja	08:48	1-4	0-0	1-2	0 2 0	3 2 3	1	1	1	0	1	5	
1	Senecre Harris	04:16	0-1	0-0	0-0	0 0 0	1 0 0	0	0	0	0	0	2	
20	Ty Rodgers	15:25	2-4	0-0	0-0	0 1 1	0 1 4	2	0	0	0	0	12	
2	Connor Serven	01:45	0-0	0-0	1-2	0 1 1	1 1 1	0	1	0	0	0	5	
12	Brandon Lieb	01:33	0-0	0-0	0-0	0 0 0	0 0 0	0	0	0	2	0	5	
22	Paxton Warden	01:10	0-0	0-0	0-0	0 0 0	0 0 0	0	0	0	0	0	5	
Team						4 1 5		0		0				
Totals		24:67	11-39	14-22	17	29 46	15 20 73	21	7	7	6	5	29	

Shooting By Period		
1st FG%	12-37	32.4%
3PT%	5-24	20.8%
FT%	1-5	20%
2nd FG%	12-30	40.0%
3PT%	6-15	40.0%
FT%	13-17	76.5%
GM FG%	24-67	35.8%
3PT%	11-39	28.2%
FT%	14-22	63.6%

Dead Ball Rebounds: 3, 0

Technical Fouls: NONE

	SYR	ILL
Biggest lead	3 (1 st 9:30)	29 (2 nd 0:11)
Best Scoring Run	8 (1 st 13:16)	12 (2 nd 5:45)
Lead Changes	4	
Times Tied	2	
Time with Lead	04:26	32:40

Points from		SYR	ILL
Turnovers		5	18
Paint		18	26
Second Chance		8	4
Fast Breaks		5	5
Bench		10	19

Period by Period Scoring			
	1st	2nd	TOT
SYR	23	21	44
ILL	30	43	73

Game 7 Recap – #16 Illinois 73, Syracuse 44

Coleman Hawkins registered the fifth triple-double in Illinois history, recording 15 points, 10 rebounds, and a career-high 10 assists in the Fighting Illini's 73-44 win over Syracuse at State Farm Center in the final year of the ACC/Big Ten Challenge.

Hawkins is the fourth Illini to record a triple-double – and first since Ayo Dosunmu in 2021 – while the win marked head coach **Brad Underwood's** 100th victory with the Orange and Blue.

Terrence Shannon Jr. led all scorers with 17 points, and **RJ Melendez** (15) and **Jayden Epps** (11) also finished in double figures in the 29-point win, marking Illinois' largest margin of victory in the 24-year history of the ACC/Big Ten Challenge.

Illinois opened the game with a 7-1 run, which included four points from **Hawkins**, and held Syracuse without a field goal for the first four minutes of the contest.

After neither team could pull away midway through the first half, three **Shannon** 3-pointers pushed the Illinois advantage to six points.

The Illini held the Orange without a field goal for nearly five minutes to close the frame, taking a 30-23 lead into halftime.

Melendez and **Hawkins** both knocked down 3-pointers early in the second half to give Illinois a double-digit lead with 12 minutes to play.

Illinois took control later in the frame, using a 12-0 run over a three-minute stretch to jump out to a 23-point advantage with five minutes to play. **Melendez** scored seven points during that run, while the Illini converted five-straight shots to take their largest lead of the night.

Hawkins achieved his triple-double late in the game, recording his 10th assist with 1:56 left and grabbing his 10th rebound with 1:39 remaining.

GAME 8

#22/22 MARYLAND 71, #16/17 ILLINOIS 66

DEC. 2, 2022 // XFINITY CENTER // COLLEGE PARK, MD.



Official Basketball Box Score - Final
Illinois at Maryland
12/02/22 XFINITY Center, College Park
2022-23 Men's Basketball

Game Time: 9:00 PM
Game Duration: 2:07
Attendance: 16,380

Officials: Doug Simmons, Kelly Pfeifer, Bill Ek

Illinois - 66		Record: 6-2 (0-1)												
NO.	Name	Min	FG	3P	FT	Rebounds	Fouls	TP	AS	TO	ST	Blocks	+	-
			M-A	M-A	M-A	OR DR TOT	PF FD					BS BA		
24	Julian Reese	14:23	1-4	0-1	0-0	1 1 2	4 0 2	0	0	1	0	1	-7	
33	Coleman Hawkins	38:49	7-17	2-6	0-0	4 3 7	2 2 16	1	1	0	4	0	-3	
0	Terrence Shannon Jr.	37:17	7-16	0-5	5-6	4 3 7	2 5 19	3	2	1	1	0	-4	
15	RJ Melendez	33:12	5-7	2-3	1-1	2 5 7	2 1 13	0	2	3	2	0	-3	
55	Sky Clark	30:54	2-5	1-3	1-1	1 2 3	2 1 6	2	3	0	0	1	-7	
1	Senecre Harris	05:16	0-0	0-0	0-0	0 0 0	0 0 0	0	0	0	0	0	-3	
20	Ty Rodgers	09:16	0-1	0-0	0-0	0 1 1	0 0 1	0	1	0	0	0	-3	
3	Jayden Epps	10:06	1-5	0-2	0-0	0 0 0	4 0 2	1	1	0	0	1	3	
42	Dain Dairja	20:47	4-6	0-0	0-0	1 4 5	2 3 8	0	3	0	0	0	2	
Team						0 1 1		0		0				
Totals		27:61	5-20	7-8	13	20 33	18 13 66	8	12	5	7	3	-5	

Shooting By Period		
1st FG%	14-30	46.7%
3PT%	3-9	33.3%
FT%	3-3	100%
2nd FG%	13-31	41.9%
3PT%	2-11	18.2%
FT%	4-5	80%
GM FG%	27-61	44.3%
3PT%	5-20	25.0%
FT%	7-8	87.5%

Dead Ball Rebounds: 0, 1

Technical Fouls: NONE

Maryland - 71		Record: 8-0 (1-0)												
NO.	Name	Min	FG	3P	FT	Rebounds	Fouls	TP	AS	TO	ST	Blocks	+	-
			M-A	M-A	M-A	OR DR TOT	PF FD					BS BA		
10	Julian Reese	29:00	1-2	0-0	3-6	2 5 7	4 6 5	0	3	1	1	0	6	
24	Donta Scott	32:50	5-13	0-3	2-2	2 1 3	1 3 12	3	1	0	0	1	2	
0	Donald Carey	23:46	1-6	0-4	3-3	0 1 1	0 2 5	0	1	0	0	0	-6	
1	Jahmir Young	34:44	9-20	4-9	2-2	1 3 4	0 1 24	2	1	1	0	4	4	
13	Hakim Hart	34:23	6-9	5-6	0-0	0 5 5	3 0 17	2	1	0	0	1	9	
23	Ian Martinez	20:12	2-4	0-1	4-5	1 1 2	1 4 8	0	2	1	2	1	2	
15	Patrick Emilien	18:10	0-0	0-0	0-0	2 2 4	4 0 0	0	1	0	0	0	2	
2	Jahari Long	06:55	0-0	0-0	0-0	0 1 1	0 2 0	0	2	0	0	0	6	
Team						2 2 4		0		1				
Totals		24:54	9-23	14-18	10	21 31	13 18 71	9	11	3	3	7	5	

Shooting By Period		
1st FG%	16-32	50.0%
3PT%	7-15	46.7%
FT%	2-3	66.7%
2nd FG%	8-22	36.4%
3PT%	2-8	25.0%
FT%	12-15	80%
GM FG%	24-54	44.4%
3PT%	9-23	39.1%
FT%	14-18	77.8%

Dead Ball Rebounds: 3, 1

Technical Fouls: NONE

	ILL	UMD
Biggest lead	3 (1 st 17:05)	12 (1 st 8:09)
Best Scoring Run	9 (1 st 5:41)	11 (1 st 10:38)
Lead Changes	2	
Times Tied	5	
Time with Lead	04:44	32:01

Points from		ILL	UMD
Turnovers		16	18
Paint		44	28
Second Chance		17	7
Fast Breaks		12	10
Bench		10	8

Period by Period Scoring			
	1st	2nd	TOT
ILL	34	32	66
UMD	41	30	71

Game 8 Recap – #22 Maryland 71, #16 Illinois 66

No. 16 Illinois went wire to wire at No. 22 Maryland in front

GAME 9

#17/17 ILLINOIS 85, #2/2 TEXAS 78 (OT)

DEC. 6, 2022 // MADISON SQUARE GARDEN // NEW YORK, N.Y.



Official Basketball Box Score - Final
Illinois at Texas
 12/06/22 Madison Square Garden, New York
 2022-23 Men's Basketball

Game Time: 8:00 PM
 Game Duration: 2:37
 Attendance: 17,828

Officials: John Higgins, Keith Kimble, Roger Ayers

Illinois - 85		Record: 7-2												
NO.	Name	Min	FG	3P	FT	Rebounds	Fouls	TP	AS	TO	ST	Blocks	+	-
			M-A	M-A	M-A	OR DR TOT	PF FD					BS BA		
24	Matthew Mayer	F 27:47	8-10	5-5	0-0	0 2 2	4 3	21	1	2	1	3	0	8
33	Coleman Hawkins	F 42:06	2-8	1-5	4-6	2 5 7	2 5	9	4	1	0	3	0	9
0	Terrence Shannon Jr.	G 35:02	5-14	1-4	5-5	0 5 5	3 5	16	0	2	3	0	1	-5
15	RJ Melendez	G 26:49	3-6	1-4	2-2	0 4 4	2 1	9	0	2	2	1	0	10
55	Sky Clark	G 20:59	2-5	1-2	0-0	0 4 4	3 2	5	1	4	0	0	0	-2
3	Jayden Epps	31:33	2-7	1-2	6-8	0 3 3	0 4	11	3	2	0	1	2	11
42	Dain Dainja	16:27	3-5	0-0	3-6	3 3 6	4 3	9	1	3	1	1	0	-3
20	Ty Rodgers	06:14	0-1	0-1	0-0	0 4 4	2 0	0	0	0	0	1	0	-6
1	Sencire Harris	18:03	2-4	0-0	1-4	2 0 2	0 2	5	1	0	0	2	0	13
Team														
Totals		27:60	10-23	21-31	10 32 42	20 24	85	11	17	7	12	3	7	

Shooting By Period	
1st FG%	13.27 48.1%
3PT%	5.14 35.7%
FT%	6.8 75%
2nd FG%	10.26 38.5%
3PT%	4.8 50.0%
FT%	7.12 58.3%
OT FG%	4.7 57.1%
3PT%	1.1 100.0%
FT%	8.11 72.7%
GM FG%	27.60 45.0%
3PT%	10.23 43.5%
FT%	21.31 67.7%

Texas - 78		Record: 6-1												
NO.	Name	Min	FG	3P	FT	Rebounds	Fouls	TP	AS	TO	ST	Blocks	+	-
			M-A	M-A	M-A	OR DR TOT	PF FD					BS BA		
0	Timmy Allen	F 39:34	9-18	1-3	2-3	4 3 7	4 3	21	8	2	0	1	3	-10
1	Dylan Disu	F 08:56	0-2	0-1	1-2	0 0 0	1 2	1	0	0	0	0	0	-8
23	Dillon Mitchell	F 24:01	2-5	0-0	0-0	1 2 3	1 1	4	0	1	1	0	0	7
4	Tyrese Hunter	G 33:23	4-11	2-6	0-1	0 7 7	2 1	10	4	2	0	0	2	-11
5	Marcus Carr	G 35:40	3-14	0-5	3-3	1 2 3	4 4	9	5	2	3	0	3	-12
10	SirJabari Rice	29:57	3-4	1-1	2-2	0 4 4	4 2	9	1	1	1	0	1	-3
32	Christian Bishop	16:42	3-7	0-1	1-4	1 2 3	3 3	7	1	2	2	0	1	6
30	Brock Cunningham	20:47	3-4	2-3	0-0	3 2 5	4 2	8	1	2	1	1	0	-14
2	Arterio Morris	16:00	2-4	1-2	4-4	0 2 2	1 2	9	0	2	0	1	1	10
Team														
Totals		29:69	7-22	13-19	13 27 40	24 20	78	20	14	8	3	12	-7	

Shooting By Period	
1st FG%	11.31 35.5%
3PT%	4.12 33.3%
FT%	8.10 80%
2nd FG%	15.30 50.0%
3PT%	2.6 33.3%
FT%	2.6 33.3%
OT FG%	3.8 37.5%
3PT%	1-4 25.0%
FT%	3-3 100%
GM FG%	29.69 42.0%
3PT%	7.22 31.8%
FT%	13-19 68.4%

Technical Fouls: NONE	
Points from Turnovers	ILL 17, TEX 15
Paint	ILL 28, TEX 38
Second Chance	ILL 10, TEX 10
Fast Breaks	ILL 12, TEX 10
Bench	ILL 25, TEX 33

Period by Period Scoring	
1st	ILL 37, TEX 31
2nd	ILL 17, TEX 85
TOT	ILL 34, TEX 78

Game 9 Recap – #17 Illinois 85, #2 Texas 78 (OT)

No. 17 Illinois fought back from a double-digit second-half deficit to force overtime and take down No. 2 Texas, 85-78, at Madison Square Garden in the Jimmy V Classic. The win marked the Illini's second all-time victory over a top-2 team away from home.

Matthew Mayer scored a season-high 21 points, including five 3-pointers, which tied his career high. **Terrence Shannon Jr.** scored 12 of his 16 points in overtime, his eighth double-figure scoring performance this season.

Jayden Epps registered 11 points, including the Illini's final five points of the second half to send the game to overtime.

Illinois recorded a season-high 12 blocks in the win, with **Mayer**, **Coleman Hawkins**, and **Sencire Harris** all tallying at least two.

After **Mayer** opened the scoring with a 3-pointer, the two sides traded baskets. An 11-3 run midway through the first half that included three Illinois triples pushed the Illini advantage to four with under eight minutes to play in the opening frame.

Illinois closed the first half on a 9-3 run and held a narrow 37-34 lead at the break. **Mayer** led all scorers with a season-high 15 points, on 6-for-6 shooting, and **Hawkins** notched seven in his 19 minutes of first-half action.

The Illini clawed their way back from a double-digit deficit with eight minutes remaining in the second half. A 10-2 run cut Texas' lead to two, via seven points from **RJ Melendez**, with under five minutes to play. With the Illini down by five with one minute to play, **Epps** scored the final five points of the game in regulation to force overtime for the first time this season.

Shannon scored eight of Illinois' first nine points in overtime en route to a seven-point Illini lead with just over two minutes to play.

Illinois fended off a late Texas push, highlighted by **Epps'** final basket of the night, to pick up its second top-10 victory of the season.

GAME 10

PENN STATE 74, #17/17 ILLINOIS 59

DEC. 10, 2022 // STATE FARM CENTER // CHAMPAIGN, ILL.



Official Basketball Box Score - Final
Penn State at Illinois
 12/10/22 State Farm Center, Champaign, Ill.
 2022-23 Men's Basketball

Game Time: 11:00 AM
 Game Duration: 1:49
 Attendance: 15,544

Officials: Paul Szec, D.J. Carstensen, Brian McNutt

Penn State - 74		Record: 7-3 (1-1)												
NO.	Name	Min	FG	3P	FT	Rebounds	Fouls	TP	AS	TO	ST	Blocks	+	-
			M-A	M-A	M-A	OR DR TOT	PF FD					BS BA		
1	Seth Lundy	F 35:56	5-9	0-3	6-6	2 5 7	2 4	16	2	1	2	0	0	13
2	Myles Dread	G 32:36	5-9	5-9	0-0	0 4 4	2 1	15	0	0	1	0	0	17
10	Andrew Funk	G 36:59	7-11	6-9	0-0	0 3 3	0 0	20	2	1	3	0	0	16
11	Camren Wynter	G 27:55	0-3	0-1	0-0	0 1 1	2 1	0	2	2	0	0	1	4
22	Jalen Pickett	G 40:00	9-17	0-1	2-4	1 6 7	2 4	20	6	2	2	1	2	15
0	Kanye Clary	12:05	0-2	0-0	0-0	0 1 1	1 1	0	1	1	0	0	0	11
3	Kebba Njie	01:34	0-1	0-0	0-0	0 0 0	1 0	0	0	0	1	0	0	1
12	Evan Mahaffey	11:28	1-2	1-1	0-0	0 2 2	3 0	3	0	1	0	0	1	0
14	Demetrius Lilley	01:27	0-0	0-0	0-0	0 0 0	2 0	0	0	1	0	0	0	-2
Team														
Totals		27:54	12-24	8-10	3 23 26	15 11	74	13	9	9	1	4	15	

Shooting By Period	
1st FG%	18.29 62.1%
3PT%	6-9 66.7%
FT%	5-5 100%
2nd FG%	9.25 36.0%
3PT%	6.15 40.0%
FT%	3-5 60%
GM FG%	27.54 50.0%
3PT%	12.24 50.0%
FT%	8.10 80.0%

Illinois - 59		Record: 7-3 (0-2)												
NO.	Name	Min	FG	3P	FT	Rebounds	Fouls	TP	AS	TO	ST	Blocks	+	-
			M-A	M-A	M-A	OR DR TOT	PF FD					BS BA		
24	Matthew Mayer	F 22:59	4-11	2-8	4-5	0 3 3	0 3	14	0	1	0	0	1	-9
33	Coleman Hawkins	F 31:36	3-8	0-2	0-0	2 5 7	2 0	6	6	2	1	0	0	-10
0	Terrence Shannon Jr.	G 26:12	2-7	0-3	0-0	0 2 2	1 1	4	0	3	0	1	0	-17
15	RJ Melendez	G 16:10	2-2	1-1	0-0	0 1 1	0 3	5	1	1	0	0	0	-7
55	Sky Clark	G 32:22	4-8	3-6	0-0	1 6 7	1 1	11	2	1	0	0	1	-15
3	Jayden Epps	25:06	1-5	1-2	0-0	0 3 3	1 0	3	0	3	0	1	0	-2
42	Dain Dainja	11:32	2-3	0-0	2-7	0 2 2	1 6	6	1	0	0	0	0	-5
1	Sencire Harris	20:10	2-3	0-1	0-0	2 1 3	3 1	4	1	0	2	1	0	-4
20	Ty Rodgers	13:53	3-5	0-0	0-0	2 1 3	2 0	6	0	1	0	0	0	-6
Team														
Totals		23:52	7-23	6-12	7 25 32	11 15	59	11	12	4	4	1	-15	

Shooting By Period	
1st FG%	15.26 57.7%
3PT%	3-10 30.0%
FT%	5-9 55.6%
2nd FG%	8.26 30.8%
3PT%	4.13 30.8%
FT%	1-3 33.3%
GM FG%	23.52 44.2%
3PT%	7.23 30.4%
FT%	6.12 50.0%

Technical Fouls: NONE	
Points from Turnovers	PSU 14, ILL 12
Paint	PSU 26, ILL 28
Second Chance	PSU 5, ILL 10
Fast Breaks	PSU 3, ILL 4
Bench	PSU 3, ILL 19

Period by Period Scoring	
1st	PSU 47, ILL 27
2nd	PSU 27, ILL 74
TOT	PSU 38, ILL 59

Game 10 Recap – Penn State 74, #17 Illinois 59

No. 17 Illinois struggled on both sides of the ball in a 74-59 loss to Penn State in its Big Ten home opener.

Illinois started off hot, scoring on five of its first six possessions with three 3-pointers. The Illini followed that with a 6-0 run to take a 19-14 lead. But Illinois' defense could not slow down the visitors, as Penn State scored inside and out throughout the opening half.

With the game tied at 34, Penn State surged into the locker room by outscoring the Illini 13-4 over the final three minutes of the first half.

The PSU lead grew to 14 before the Illini rattled off nine unanswered to pull within 52-47 and bring the State Farm Center sellout crowd to its feet. The threat was short lived, however, as the Lions answered by draining a trio of 3-pointers in a span of 64 seconds to take a commanding 61-47 lead with 11 minutes remaining. Illinois could draw no closer than 12 the rest of the way.

Illinois was held to a season-low 59 points and allowed season highs in opponent field goal percentage (.500), 3-point percentage (.500) and 3-pointers (12).

Matthew Mayer finished in double figures for the second straight game, scoring a team-high 14 points in the defeat, while **Sky Clark** tallied 11 points with a career-high seven rebounds and led the Illini with three 3-pointers, tying a career-high mark.

GAME 11

#18/19 ILLINOIS 68, ALABAMA A&M 47

DEC. 17, 2022 // STATE FARM CENTER // CHAMPAIGN, ILL.



Official Basketball Box Score - Final
Alabama A&M at Illinois
12/17/22 State Farm Center, Champaign, Ill.
2022-23 Men's Basketball

Game Time: 3:00 PM
Game Duration: 2:36
Attendance: 13,813

Officials: Lamont Simpson, Edwin Young, Rob Kueneman

Alabama A&M - 47		Record: 4-7													
NO.	Name	Min	FG	3P	FT	Rebounds	Fouls	TP	AS	TO	ST	Blocks	BS	BA	+/-
			M-A	M-A	M-A	OR DR TOT	PF FD					BS	BA		
11	Austin Harvell	06:09	0-1	0-0	0-0	1 0 1	2 1	0	0	2	0	0	0	0	-4
33	Olisa Blaise Akonobi	31:34	3-8	0-0	3-5	4 8 12	0 3	9	4	0	1	0	6	0	-17
3	Cameron Tucker	22:01	1-3	0-2	2-2	0 0 0	1 1	4	0	4	2	0	0	0	-21
10	Garrett Hicks	28:58	5-15	2-7	1-1	1 2 3	2 2	13	0	0	1	0	1	0	-20
15	Dalim Smith	25:07	2-8	0-0	3-4	3 1 4	1 2	7	2	3	0	0	2	0	-16
1	Messiah Thompson	23:59	5-12	1-4	1-2	0 0 0	3 2	12	0	3	1	0	0	2	-9
2	Omani Peek	10:43	0-1	0-0	0-0	0 1 1	3 1	0	0	0	0	0	0	0	-9
22	Lorenzo Downey	11:13	1-3	0-2	0-0	0 0 0	3 3	2	0	0	2	0	0	0	-3
12	Brandon Powell	19:21	0-1	0-0	0-0	0 6 6	4 0	0	0	2	1	0	0	0	0
34	EJ Williams	04:55	0-0	0-0	0-0	0 0 0	1 0	0	0	1	0	0	0	0	0
30	William Tavares de Brito	06:09	0-1	0-0	0-0	0 1 1	1 1	0	0	0	0	0	0	0	-6
24	Eric Lee	04:39	0-1	0-1	0-0	0 0 0	1 0	0	0	0	0	0	0	0	-3
00	Jayland Randall	03:52	0-2	0-0	0-0	1 1 2	1 0	0	0	0	0	0	0	0	-5
13	Xavier Brewer	01:20	0-0	0-0	0-0	0 1 1	0 0	0	0	1	0	0	0	0	-2
Team						1 1 2	0	0	1						
Totals			17-56	3-17	10-14	11 22 33	23 16	47	2	18	7	6	6	6	-21

Shooting By Period		
1st FG%	6-30	20.0%
3PT%	1-11	9.1%
FT%	6-7	85.7%
2nd FG%	11-26	42.3%
3PT%	2-6	33.3%
FT%	4-7	57.1%
GM FG%	17-56	30.4%
3PT%	3-17	17.6%
FT%	10-14	71.4%

Dead Ball Rebounds: 2, 0

Game 11 Recap – #18 Illinois 68, Alabama A&M 47
After a week off for final exams, No. 18 Illinois took down Alabama A&M at State Farm Center. **Matthew Mayer** posted another strong performance for the Illini, scoring a season-high 21 points with seven rebounds and career-high tying three blocks.

Terrence Shannon Jr. finished close behind Mayer with 18 points while **Sencire Harris** led the Illini with a career-high eight rebounds.

A quick offensive start from both **Mayer** and **Shannon Jr.** pushed the Illini to a 14-7 lead in the first seven minutes of the game.

In his starting debut, freshman **Jayden Epps** broke up a short scoring drought for Illinois with a jumper, propelling the Orange and Blue to a 24-11 advantage early in the first half.

The Illini pushed their advantage to 17 at halftime, 36-19.

Coming out of the locker room, Alabama A&M mounted a comeback effort on the heels of a 16-0 run that cut the Illini lead to 38-37 with just under 11 minutes to play.

But **Coleman Hawkins** snapped the Illinois scoring drought with a pair of free throws at the 10:46 mark, sparking a 15-2 Illini run.

Mayer dominated during the closing stretch, scoring 13 points over his final eight minutes of play that turned a 3-point lead into a comfortable 20-point advantage when he exited the game with 1:42 remaining.

Illinois - 68		Record: 8-3													
NO.	Name	Min	FG	3P	FT	Rebounds	Fouls	TP	AS	TO	ST	Blocks	BS	BA	+/-
			M-A	M-A	M-A	OR DR TOT	PF FD					BS	BA		
24	Matthew Mayer	20:12	9-12	3-6	0-3	2 5 7	4 2	21	1	1	2	3	0	0	24
33	Coleman Hawkins	31:20	2-5	1-3	4-4	2 3 5	1 7	9	4	5	2	2	2	0	12
0	Terrence Shannon Jr.	34:43	5-12	1-5	7-10	1 1 2	1 5	18	2	2	1	0	2	26	
3	Jayden Epps	26:47	2-6	1-3	0-0	1 3 4	2 1	5	1	3	1	0	1	7	
55	Sky Clark	21:23	3-7	1-3	1-3	0 1 1	5 3	8	0	2	0	0	0	13	
1	Sencire Harris	15:28	0-6	0-3	0-0	2 6 8	1 1	0	0	1	1	1	2	1	
20	Ty Rodgers	21:11	0-1	0-0	1-2	2 3 5	0 3	1	1	2	0	0	0	1	
42	Dain Dainja	11:28	2-3	0-0	0-0	1 1 2	1 0	4	0	1	0	0	0	-16	
15	RJ Melendez	14:48	0-3	0-2	0-0	1 2 3	0 0	0	0	1	0	0	0	5	
12	Brandon Lieb	01:42	1-2	0-0	1-1	2 1 3	1 1	2	0	0	0	0	0	1	
22	Paxton Warden	00:58	0-0	0-0	0-0	0 0 0	0 0	0	0	0	0	0	0	2	
Team						2 4 6	0	0	0						
Totals			24-57	7-27	13-23	16 30 46	16 23	68	9	18	7	6	6	21	

Shooting By Period		
1st FG%	11-26	42.3%
3PT%	4-15	26.7%
FT%	10-15	66.7%
2nd FG%	13-31	41.9%
3PT%	3-12	25.0%
FT%	3-8	37.5%
GM FG%	24-57	42.1%
3PT%	7-27	25.9%
FT%	13-23	56.5%

Dead Ball Rebounds: 5, 0

	AAM	ILL	Points from	AAM	ILL	Period by Period Scoring			
Biggest lead	3 (1st 18:37)	21 (2nd 0:38)	Turnovers	16	15	1st	2nd	TOT	
Best Scoring Run	16 (2nd 10:54)	9 (1st 16:43)	Paint	16	28	AAM	19	28	47
Lead Changes	1		Second Chance	12	14	ILL	36	32	68
Times Tied	1		Fast Breaks	6	6				
Time with Lead	00:19	37:45	Bench	14	7				

GAME 12

MISSOURI 93, #16/16 ILLINOIS 71

DEC. 22, 2022 // ENTERPRISE CENTER // ST. LOUIS, MO.



Official Basketball Box Score - Final
Illinois at Missouri
12/22/22 Enterprise Center, St. Louis
2022-23 Men's Basketball

Game Time: 8:05 PM
Game Duration: 2:36
Attendance: 18,452

Officials: Terry Oglesby, Owen Shortt, Brian Dorsy

Illinois - 71		Record: 8-4													
NO.	Name	Min	FG	3P	FT	Rebounds	Fouls	TP	AS	TO	ST	Blocks	BS	BA	+/-
			M-A	M-A	M-A	OR DR TOT	PF FD					BS	BA		
24	Matthew Mayer	29:20	6-12	4-8	0-0	2 1 3	3 1	16	1	2	2	0	0	0	-15
33	Coleman Hawkins	23:28	2-8	0-6	0-1	3 3 6	0 3	4	0	6	1	1	0	0	-27
0	Terrence Shannon Jr.	37:26	6-13	0-5	10-12	5 2 7	3 11	22	5	2	1	0	1	0	-19
15	RJ Melendez	11:16	0-3	0-2	0-0	1 2 3	1 0	0	0	1	0	0	0	0	-16
55	Sky Clark	18:34	0-4	0-1	0-0	1 1 2	2 0	0	2	0	0	0	0	0	-8
3	Jayden Epps	29:38	4-13	2-8	2-2	0 2 2	0 2	12	1	3	0	0	1	0	-15
42	Dain Dainja	16:39	4-4	0-0	1-2	3 3 6	3 2	9	0	2	0	0	0	0	-18
20	Ty Rodgers	15:39	0-1	0-0	0-0	1 0 1	3 0	0	0	0	1	0	0	0	7
1	Sencire Harris	18:00	3-4	1-1	1-2	2 3 5	1 1	8	1	0	1	0	0	1	
Team						1 1 2	0	0	1						
Totals			25-62	7-31	14-19	19 18 37	16 20	71	10	17	6	1	2	22	

Shooting By Period		
1st FG%	9-28	32.1%
3PT%	1-15	6.7%
FT%	8-10	80%
2nd FG%	16-34	47.1%
3PT%	6-16	37.5%
FT%	6-9	66.7%
GM FG%	25-62	40.3%
3PT%	7-31	22.6%
FT%	14-19	73.7%

Dead Ball Rebounds: 4, 0

Game 12 Recap – Missouri 93, #16 Illinois 71
Terrence Shannon Jr. tallied 22 points, but a scoring drought midway through the first half put the No. 16-ranked Fighting Illini in a deficit they could not overcome in a 93-71 setback to rival Missouri in the McBride Homes Braggins' Rights game at Enterprise Center.

After staking to a 12-10 lead following **Dain Dainja's** lay-in at the 14:05 mark of the first half, the Illini were held without a field goal for the next 8 minutes, 46 seconds. During that stretch, the Tigers went on a 22-5 scoring run to build a double-digit lead they would not relinquish.

Overall, the Tigers out-shot the Illini 59 percent to 40 percent, with the Orange and Blue struggling to the tune of just 7-for-31 shooting (.226) from 3-point range. Additionally, Missouri forced the Illini into 17 turnovers and converted those mistakes into a 33 points.

In addition to his 22 points, **Shannon Jr.** also led the Illini with seven rebounds and five assists. **Matthew Mayer** added 16 points, while **Jayden Epps** chipped in with 12 off the bench.

Missouri - 93		Record: 11-1													
NO.	Name	Min	FG	3P	FT	Rebounds	Fouls	TP	AS	TO	ST	Blocks	BS	BA	+/-
			M-A	M-A	M-A	OR DR TOT	PF FD					BS	BA		
13	Ronnie DeGray III	33:04	3-6	1-2	3-4	0 4 4	2 2	10	1	2	1	1	0	0	32
24	Kobe Brown	37:22	10-15	3-4	8-8	4 1 5	2 9	31	8	3	4	0	1	19	
2	Tre Gommillion	11:17	4-5	0-0	0-0	1 2 3	2 0	8	2	1	0	0	0	11	
5	D'Moi Hodge	29:55	8-13	4-9	0-2	1 2 3	1 3	20	0	0	4	1	0	22	
10	Nick Honor	30:01	2-5	0-1	0-0	2 2 3	0 0	4	4	1	2	0	0	6	
23	Aidan Shaw	03:37	0-0	0-0	0-0	0 0 0	1 0	0	0	0	0	0	0	-5	
4	DeAndre Gholston	23:31	6-9	2-3	1-2	0 1 1	5 1	15	3	1	1	0	0	0	
55	Sean East II	23:03	1-4	0-1	1-2	1 2 3	2 1	3	4	1	1	0	0	10	
35	Noah Carter	08:10	1-2	0-0	0-0	1 2 3	2 0	2	1	1	0	0	0	15	
Team						1 3 4	0	0	0						
Totals			35-59	10-20	13-18	9 19 28	20 16	93	23	10	13	2	1	22	

Shooting By Period		
1st FG%	20-34	58.8%
3PT%	6-13	46.2%
FT%	5-8	62.5%
2nd FG%	15-25	60.0%
3PT%	4-7	57.1%
FT%	8-10	80%
GM FG%	35-59	59.3%
3PT%	10-20	50.0%
FT%	13-18	72.2%

Dead Ball Rebounds: 2, 0

	Illini	Mizzou	Points from	Illini	Mizzou	Period by Period Scoring			
Biggest lead	2 (1st 14:48)	35 (2nd 12:50)	Turnovers	10	33	1st	2nd	TOT	
Best Scoring Run	7 (2nd 10:50)	15 (1st 8:45)	Paint	36	42	Illini	27	44	71
Lead Changes	2		Second Chance	11	13	Mizzou	51	42	93
Times Tied	2		Fast Breaks	13	18				
Time with Lead	01:18	35:41	Bench	29	20				

GAME 13

#-/22 ILLINOIS 85, BETHUNE-COOKMAN 52

DEC. 29, 2022 // STATE FARM CENTER // CHAMPAIGN, ILL.



Official Basketball Box Score - Final
Bethune-Cookman at Illinois
12/29/22 State Farm Center, Champaign, Ill.
2022-23 Men's Basketball

Game Time: 7:30 PM
Game Duration: 2:05
Attendance: 15,544

Officials: D.J. Carstensen, Bryan Anslinger, Tariq Lucas

Bethune-Cookman - 52		Record: 4-9																		
NO.	Name	Min	FG M-A	3P M-A	FT M-A	Rebounds OR DR TOT	Fouls PF FD	TP	AS	TO	ST	Blocks BS BA	+/-							
23	Derrick Carter-Hollinger	F	14:49	0-2	0-0	2-2	0 0 0	1	1	2	0	0	0	-14						
32	Elijah Hulsewe	C	16:14	1-3	0-0	2-4	3 5 8	4	3	4	0	5	0	-17						
3	Marcus Garrett	G	23:15	1-9	1-3	2-2	0 2 2	3	1	5	0	3	2	0	-29					
12	Kevin Davis	G	33:35	5-13	1-4	2-2	1 2 3	3	1	13	0	2	4	0	-29					
30	Joe French	G	18:31	1-6	0-3	0-0	0 0 0	1	1	2	1	1	0	0	-24					
1	Zion Harmon	G	19:23	2-8	1-2	2-2	0 2 2	2	2	7	3	3	1	0	-4					
22	Dylan Robertson	F	14:44	4-6	0-0	4-4	3 0 3	3	2	12	0	1	0	1	-1					
5	Damani McEntire	F	30:03	3-5	0-1	1-4	1 8 9	3	2	7	1	2	5	1	-23					
2	Lukas Gudavicius	F	22:43	0-0	0-0	0-0	0 4 4	0	2	0	1	2	0	0	-2					
15	Simeon Womack	Jr.	02:21	0-1	0-0	0-0	1 1 2	0	0	0	0	1	0	0	-5					
33	James Henderson Jr.	F	04:22	0-0	0-0	0-0	0 0 0	2	1	0	0	0	0	0	-7					
Team						3	0	3	0	1	0	0	0	0	0					
Totals						17-58	3-13	15-20	12	24	36	21	16	52	6	21	12	3	10	-33

Shooting By Period	
1st FG%	6-30 20.0%
3PT%	1-9 11.1%
FT%	6-6 100%
2nd FG%	11-29 38.3%
3PT%	2-4 50.0%
FT%	9-14 64.3%
GM FG%	17-58 29.3%
3PT%	3-13 23.1%
FT%	15-20 75.0%

Dead Ball Rebounds: 3, 1

Game 13 Recap – Illinois 85, Bethune-Cookman 52
Illinois closed its nonconference slate with a resounding 85-52 home victory over Bethune-Cookman.

Dain Dainja and **Sencire Harris** made their first career starts as head coach Brad Underwood adjusted the Illini's starting lineup in the team's final non-conference action of the year.

Five different players finished in double figures in the 33-point win, while the Illini brought the intensity on both ends of the floor.

Dainja commanded the paint and scored a career-high 22 points on an efficient 8-for-10 shooting performance while also grabbing six rebounds, making four blocks, and tallying a career-high four steals.

Harris took advantage of the opportunity in his first collegiate start and also set a new scoring high with 12 points.

Coleman Hawkins notched a double-double with 11 points and 11 rebounds. **Terrence Shannon Jr.** and **Jayden Epps** finished in double-digits with 13 and 10 points, respectively.

The Illini opened on a 10-0 run fueled by baskets from four different players just over four minutes into the contest. Five minutes later, Illinois used an 18-2 stretch to push its lead up to 29 points with under five minutes to play, holding Bethune-Cookman without a field goal for nearly seven minutes during that run.

Illinois headed into halftime with a 47-19 advantage, using a balanced scoring performance to lead by 28 points at the break.

Dainja scored eight of Illinois' first 10 points after the break. Illinois extended its lead to many as 36 in the second half, cruising to the win.

Dainja, Hawkins, and Harris led the Illinois offensive attack in the final 20 minutes of play, scoring 30 of the team's 38 second-half points.

Illinois - 85		Record: 9-4																		
NO.	Name	Min	FG M-A	3P M-A	FT M-A	Rebounds OR DR TOT	Fouls PF FD	TP	AS	TO	ST	Blocks BS BA	+/-							
22	Matthew Mayer	F	22:22	2-9	1-6	2-2	1 4 5	1	1	7	1	0	2	1	25					
23	Coleman Hawkins	F	29:44	4-7	1-4	2-2	2 9 11	0	1	11	4	4	1	1	0	24				
42	Dain Dainja	F	25:45	8-10	0-0	6-11	4 2 6	1	8	22	2	2	4	4	0	32				
0	Terrence Shannon Jr.	G	25:49	3-7	2-4	5-6	1 2 3	0	6	13	3	3	4	0	1	31				
1	Sencire Harris	G	23:57	5-7	2-3	0-1	0 4 4	4	2	12	3	2	0	1	0	28				
15	RJ Melendez	F	23:52	1-8	1-8	2-2	0 3 3	2	1	5	0	1	0	0	0	12				
3	Jayden Epps	F	21:16	4-7	1-3	1-1	0 0 0	3	1	10	2	0	0	1	0	5				
20	Ty Rodgers	F	17:47	1-3	0-0	1-2	0 2 2	2	1	3	1	2	1	0	1	3				
12	Brandon Lieb	F	08:19	1-1	0-0	0-0	1 3 4	0	3	0	2	1	1	0	1	5				
22	Paxton Warden	F	01:09	0-0	0-0	0-0	0 0 0	0	0	0	0	0	0	0	0	0				
Team						0	1	1	0	0	0	0	0	0	0	0				
Totals						29-59	8-28	19-27	9	30	39	16	21	85	17	15	10	10	3	33

Shooting By Period	
1st FG%	16-31 51.6%
3PT%	5-15 33.3%
FT%	10-16 62.5%
2nd FG%	13-28 46.4%
3PT%	3-13 23.1%
FT%	9-11 81.8%
GM FG%	29-59 49.2%
3PT%	8-28 28.6%
FT%	19-27 70.4%

Dead Ball Rebounds: 4, 1

BCU		ILL		Points from		Turnovers		Paint		Second Chance		Fast Breaks		Bench		Period by Period Scoring		
1st	2nd	TOT	1st	2nd	TOT	1st	2nd	TOT	1st	2nd	TOT	1st	2nd	TOT	1st	2nd	TOT	
0 (1 st 20:00)	36 (2 nd 6:44)		16	27		19	33	52	47	38	85							
8 (2 nd 4:02)	13 (1 st 4:57)		22	42		6	10											
0	0		11	19		26	20											
00:00	37:36																	

GAME 14

NORTHWESTERN 73, #-/24 ILLINOIS 60

JAN. 4, 2023 // WELSH-RYAN ARENA // EVANSTON, ILL.



Official Basketball Box Score - Final
Illinois at Northwestern
01/04/23 Welsh-Ryan Arena, Evanston, Ill.
2022-23 Men's Basketball

Game Time: 8:00 PM
Game Duration: 2:11
Attendance: 7,039

Officials: Paul Szecel, Courtney Green, Edwin Young

Illinois - 60		Record: 9-5 (0-3)																		
NO.	Name	Min	FG M-A	3P M-A	FT M-A	Rebounds OR DR TOT	Fouls PF FD	TP	AS	TO	ST	Blocks BS BA	+/-							
24	Matthew Mayer	F	29:40	5-11	3-7	4-4	0 7 7	5	3	17	0	2	1	3	0	-1				
33	Coleman Hawkins	F	35:47	4-11	2-6	0-1	2 3 5	3	2	10	1	3	0	0	0	-14				
42	Dain Dainja	F	23:57	4-6	0-0	1-2	3 6 9	2	4	9	0	2	0	3	1	-12				
0	Terrence Shannon Jr.	G	32:33	3-8	2-4	1-2	1 4 5	5	1	9	7	3	0	0	0	-9				
1	Sencire Harris	G	09:21	0-1	0-1	0-0	0 0 0	0	4	1	0	1	0	0	0	0	-9			
55	Sky Clark	G	20:27	1-6	0-3	0-1	0 3 3	0	2	4	2	2	0	0	0	0	-16			
3	Jayden Epps	F	21:36	5-12	1-5	0-0	1 1 2	5	1	11	1	2	1	0	1	-1				
15	RJ Melendez	F	23:57	1-3	0-2	0-0	0 2 2	3	1	2	1	1	0	0	0	-8				
20	Ty Rodgers	F	02:16	0-0	0-0	0-0	0 1 1	0	0	0	0	0	0	0	0	-2				
22	Paxton Warden	F	00:09	0-0	0-0	0-0	0 0 0	0	0	0	0	0	0	0	0	-2				
12	Brandon Lieb	F	00:17	0-0	0-0	0-0	0 0 0	0	0	0	0	0	0	0	0	0	-2			
Team						2	2	4	0	0	0	0	0	0	0	0	0			
Totals						23-58	8-28	6-10	9	29	38	29	17	60	13	15	2	6	3	-13

Shooting By Period	
1st FG%	12-26 46.2%
3PT%	3-14 21.4%
FT%	0-0 0%
2nd FG%	11-32 34.4%
3PT%	5-14 35.7%
FT%	6-10 60%
GM FG%	23-58 39.7%
3PT%	8-28 28.6%
FT%	6-10 60.0%

Dead Ball Rebounds: 2, 1

Game 14 Recap – Northwestern 73, Illinois 60
Illinois came up short on the road, falling at Northwestern in its first game of 2023.

After trailing for most of the first half, the Illini fought back from a seven-point deficit to lead early in the second half. Illinois pushed its advantage to as many as five at 43-38 with 12:45 remaining.

But Northwestern hit 3-pointers on each of its next three possession to rattle off nine unanswered and retake the lead. That ignited a 22-2 run that changed the game and put the hosts in control, 60-45.

Illinois played strong defense on the night, holding the Wildcats to just 32% shooting on the night. But the Illini were plagued by turnovers once again, and fouling.

Illinois committed a season-high 29 fouls, leading to Northwestern scoring 32 points at the foul line on 40 free throw attempts, both season-highs for a UI opponent.

The Illini also had 15 turnovers compared to just eight for Northwestern, leading to a 22-4 advantage in points off turnovers for the Cats.

Three different players finished in double figures, with **Matthew Mayer's** 17 points leading the way for the Illini. He also had seven rebounds and career-high three blocks.

Jayden Epps tallied 11 points off the bench, his ninth double-digit scoring performance this season. **Coleman Hawkins** scored 10 points, while **Dain Dainja** recorded nine points, team-high nine rebounds and three blocks after making his second-straight start.

Terrence Shannon Jr. dished out a career-high seven assists to go along with nine points and five rebounds.

Northwestern - 73		Record: 11-3 (2-1)																		
NO.	Name	Min	FG M-A	3P M-A	FT M-A	Rebounds OR DR TOT	Fouls PF FD	TP	AS	TO	ST	Blocks BS BA	+/-							
31	Robbie Beran	F	27:05	2-7	0-1	1-1	0 5 5	3	2	5	1	1	1	1	1	10				
34	Matthew Nicholson	C	24:49	3-5	0-0	1-1	3 3 6	2	3	7	1	1	2	0	0	15				
0	Boo Buie	G	28:41	2-13	0-4	1-12	0 1 1	4	6	15	4	1	1	0	2	19				
1	Chase Audige	G	32:22	5-14	4-9	7-8	0 2 2	1	7	21	0	2	4	1	0	2				
3	Ty Berry	G	23:52	3-6	2-3	5-6	0 1 1	2	4	13	1	1	2	0	1	-4				
10	Tyodus Verhoeven	F	12:26	1-1	0-0	0-0	1 1 2	3	0	2	0	1	0	0	0	-6				
5	Julian Roper II	F	27:54	0-3	0-0	2-4	2 5 7	2	2	2	2	0	0	1	1	13				
13	Brooks Barnhizer	F	22:34	1-4	1-1	5-8	2 5 7	0	4	8	2	1	0	1	0	16				
53	Roy Dixon III	F	00:17	0-0	0-0	0-0	0 0 0	0	0	0	0	0	0	0	0	0	0			
Team						1	3	4	0	0	1	0	0	0	0	0	0			
Totals						17-53	7-18	32-40	9	26	35	17	28	73	11	8	11	3	6	13

Shooting By Period	
1st FG%	10-33 30.3%
3PT%	3-10 30.0%
FT%	8-10 80%
2nd FG%	7-20 35.0%
3PT%	4-8 50.0%
FT%	24-30 80%
GM FG%	17-53 32.1%
3PT%	7-18 38.9%
FT%	32-40 80.0%

Dead Ball Rebounds: 5, 2

ILL		NU		Points from		Turnovers		Paint		Second Chance		Fast Breaks		Bench		Period by Period Scoring		
1st	2nd	TOT	1st	2nd	TOT	1st	2nd	TOT	1st	2nd	TOT	1st	2nd	TOT	1st	2nd	TOT	
5 (2 nd 12:46)	15 (2 nd 5:53)		22	14		27	33	60	47	38	85							
8 (2 nd 17:03)	13 (2 nd 9:26)		7	3		6	11											
4	3		15	12														
3	3																	
06:13	28:57																	

GAME 15

#-24 ILLINOIS 79, #14/15 WISCONSIN 69

JAN. 7, 2023 // STATE FARM CENTER // CHAMPAIGN, ILL.



Official Basketball Box Score - Final
Wisconsin at Illinois
 01/07/23 State Farm Center, Champaign, Ill.
 2022-23 Men's Basketball

Game Time: 12:30 PM
 Game Duration: 2:03
 Attendance: 15,544

Wisconsin - 69 Record: 11-3 (3-1)

NO.	Name	Min	FG		3P		FT		Rebounds		Fouls		TP	AS	TO	ST	Blocks		+/-
			M-A	M-A	M-A	M-A	OR	DR	TOT	PF	FD	BS					BA		
14	Carter Gilmore	F	30:36	2-3	0-0	1-1	3	4	7	3	2	4	1	1	0	0	0	-7	
22	Steven Crowl	F	28:35	9-18	1-7	1-2	4	8	12	3	3	20	3	2	0	1	1	-11	
2	Jordan Davis	G	26:15	2-4	1-3	0-1	0	4	4	3	1	5	0	0	0	0	-1		
11	Max Klesmit	G	33:13	4-9	2-5	1-3	1	3	4	4	3	11	1	0	2	1	-11		
23	Chucky Hepburn	G	36:12	8-18	3-7	3-5	0	3	3	2	4	22	7	3	4	0	-5		
35	Markus Ilver	F	18:41	1-6	0-3	0-0	1	2	3	0	0	2	0	0	0	0	-2		
3	Connor Essegian	F	22:40	2-5	1-3	0-0	0	0	0	3	1	5	0	2	0	0	-4		
4	Kamari McGee	G	02:29	0-1	0-1	0-0	0	0	0	1	0	0	0	1	0	0	-9		
21	Chris Hodges		01:19	0-0	0-0	0-0	1	0	1	2	0	0	0	0	0	0	0		
Team							0	0	0			0							
Totals			28-64	8-29	5-12	10	24	34	21	14	69	12	9	6	2	6	-10		

Technical Fouls: NONE

Shooting By Period

1st FG%	11-27	40.7%
3PT%	4-14	28.6%
FT%	1-3	33.3%
2nd FG%	17-37	45.9%
3PT%	4-15	26.7%
FT%	4-9	44.4%
GM FG%	28-64	43.8%
3PT%	8-29	27.6%
FT%	5-12	41.7%

Dead Ball Rebounds: 2, 0

Illinois - 79 Record: 10-5 (1-3)

NO.	Name	Min	FG		3P		FT		Rebounds		Fouls		TP	AS	TO	ST	Blocks		+/-
			M-A	M-A	M-A	M-A	OR	DR	TOT	PF	FD	BS					BA		
24	Matthew Mayer	F	29:52	2-5	1-2	5-6	2	4	6	3	5	10	3	0	0	2	0	8	
33	Coleman Hawkins	F	32:34	7-11	6-9	0-0	0	5	5	2	0	20	1	2	0	0	7		
42	Dain Dainja	F	24:11	2-6	0-0	0-2	2	4	6	2	5	4	1	1	0	3	1		
0	Terrence Shannon Jr.	G	31:19	7-11	1-2	9-12	0	8	8	4	7	24	3	2	1	1	0		
1	Sencire Harris	G	15:16	0-2	0-0	0-0	0	0	0	1	1	0	2	0	3	0	13		
3	Jayden Epps	G	29:22	5-8	2-3	3-4	1	2	3	1	2	15	2	4	1	0	3		
15	RJ Melendez	F	24:31	1-6	0-3	2-2	1	5	6	1	1	4	2	0	0	0	4		
20	Ty Rodgers	F	12:55	1-4	0-0	0-0	1	2	3	0	0	2	0	1	0	0	5		
Team							0	0	0			0							
Totals			25-53	10-19	19-26	7	30	37	14	21	79	14	10	5	6	2	10		

Technical Fouls: NONE

Shooting By Period

1st FG%	13-31	41.9%
3PT%	4-9	44.4%
FT%	0-2	0%
2nd FG%	12-22	54.5%
3PT%	6-10	60.0%
FT%	19-24	79.2%
GM FG%	25-53	47.2%
3PT%	10-19	52.6%
FT%	19-26	73.1%

Dead Ball Rebounds: 4, 1

	WIS	ILL
Biggest lead	5 (1st 14:11)	15 (2nd 6:34)
Best Scoring Run	6 (2nd 13:26)	11 (1st 1:12)
Lead Changes	3	
Times Tied	2	
Time with Lead	14:12	23:15

Points from	WIS	ILL
Turnovers	15	9
Paint	38	26
Second Chance	10	4
Fast Breaks	5	7
Bench	7	21

Period by Period Scoring	1st	2nd	TOT
WIS	27	42	69
ILL	30	49	79

Game 15 Recap – Illinois 79, #14 Wisconsin 69

The Fighting Illini men's basketball team returned to the win column in a big way, knocking off No. 14 Wisconsin, 79-69, in front of a sell-out crowd at State Farm Center.

The win halted a three-game skid in conference play for the Illini, while the league-leading Badgers suffered their first loss since Nov. 29, snapping a string of six consecutive wins.

The teams battled throughout the first half with neither squad able to push ahead by more than five points early in the game. The Illini, fueled by timely 3-point shooting and a continued emphasis on the defensive end, took control of the game with a 24-6 run that spanned the final 4:20 of the first half (11-3), and the first five minutes out of halftime (13-3).

That run erased a five-point Illini deficit (24-19), and gave the Orange and Blue a 13-point lead (43-30) with just more than 15 minutes left in the contest. From that point on, the Badgers drew no closer than seven points, as the Illini closed out their third top-15 win of the season.

Four Illini tallied double-digits scoring, led by a 24-point effort from **Terrence Shannon Jr.**, his fifth 20-point game of the season.

Coleman Hawkins scored 20 behind a career-high six 3-pointers. **Jayden Epps** (15), and **Matthew Mayer** (10), also scored in double figures.

Three-point shooting proved to be a difference in the game, as the Illini shot a season-high 52.6% (10-19) from beyond the arc, while holding the Badgers to just 28% (8-29).

GAME 16

ILLINOIS 76, NEBRASKA 50

JAN. 10, 2023 // PINNACLE BANK ARENA // LINCOLN, NEB.



Official Basketball Box Score - Final
Illinois at Nebraska
 01/10/23 Pinnacle Bank Arena, Lincoln
 2022-23 Men's Basketball

Game Time: 8:01 PM
 Game Duration: 2:01
 Attendance: 12,756

Illinois - 76 Record: 11-5 (2-3)

NO.	Name	Min	FG		3P		FT		Rebounds		Fouls		TP	AS	TO	ST	Blocks		+/-
			M-A	M-A	M-A	M-A	OR	DR	TOT	PF	FD	BS					BA		
24	Matthew Mayer	F	25:03	2-10	2-8	4-5	0	4	4	3	2	10	2	1	1	2	0	0	
33	Coleman Hawkins	F	35:08	5-9	1-5	1-2	0	3	3	2	2	12	5	2	1	1	0	20	
42	Dain Dainja	F	16:01	1-1	0-0	2-2	3	4	7	4	2	4	0	2	0	3	0	11	
0	Terrence Shannon Jr.	G	34:48	10-17	2-7	3-5	4	7	11	2	6	25	4	4	0	0	25		
1	Sencire Harris	G	19:43	0-6	0-2	0-0	2	2	2	1	0	0	2	3	0	1	16		
3	Jayden Epps	G	27:22	5-6	1-1	0-0	0	2	2	3	0	11	3	1	1	0	17		
15	RJ Melendez	F	23:02	4-9	2-6	0-0	2	1	3	3	2	10	0	2	1	0	17		
20	Ty Rodgers	F	15:56	1-2	0-0	2-4	4	3	7	2	2	4	1	0	1	1	1	18	
5	AJ Redd	F	00:59	0-1	0-0	0-0	0	0	0	0	0	0	0	0	0	0	0	2	
12	Brandon Lieb	F	00:59	0-0	0-0	0-0	0	0	0	0	0	0	0	0	0	0	0	2	
22	Paxton Warden	F	00:59	0-0	0-0	0-0	0	0	0	0	0	0	0	0	0	0	0	2	
Team							0	2	2			0		1					
Totals			28-61	8-29	12-18	13	28	41	21	17	76	15	11	12	7	2	26		

Technical Fouls: NONE

Shooting By Period

1st FG%	10-30	33.3%
3PT%	4-16	25.0%
FT%	10-16	62.5%
2nd FG%	18-31	58.1%
3PT%	4-13	30.8%
FT%	2-2	100%
GM FG%	28-61	45.9%
3PT%	8-29	27.6%
FT%	12-18	66.7%

Dead Ball Rebounds: 2, 0

Game 16 Recap – Illinois 76, Nebraska 50

Illinois secured its first Big Ten road win of the season against Nebraska, taking down the Cornhuskers in an emphatic 76-50 victory at Pinnacle Bank Arena.

Five different Illini finished in double figures, and Illinois took advantage of a big second half, outscoring the Cornhuskers, 42-27, in the final 20 minutes.

The Illini shot 58.1 percent from the field in the second half, scoring 10 second-chance points and 10 points off turnovers in the final frame.

Illinois set the tone defensively early and maintained its energy throughout the contest, grabbing 12 steals and making seven blocks in the win. **Dain Dainja** led the way with three blocks, while **Terrence Shannon Jr.** tied his career high with four steals. **Sencire Harris** registered a career-high three steals.

Shannon also dominated offensively, making a career-high 10 field goals en route to a 25-point, 11-rebound double-double, his second of the season and the fourth mark of his career. He scored 17 of his 25 in the first half to push the Illini to a 34-23 lead at the break.

Illinois found a second gear on offense early in the second half. The Illini went on a 17-4 run, converting five straight shots, over a five-minute stretch to open up an 18-point lead.

After Nebraska cut its deficit to 10 points with six minutes to play, Illinois halted the host's comeback attempt. The Illini closed the game on a 17-1 run and held the Cornhuskers without a field goal for the final six minutes of play to seal the 26-point victory.

Coleman Hawkins notched 12 points, nine of which came in the second half. **Jayden Epps** registered seven of his 11 points in the final five minutes of play, going 5-of-6 from the field for his fifth-straight double-figure outing.

RJ Melendez and **Matthew Mayer** both recorded 10 points in the win.

Nebraska - 50 Record: 9-8 (2-4)

NO.	Name	Min	FG		3P		FT		Rebounds		Fouls		TP	AS	TO	ST	Blocks		+/-
			M-A	M-A	M-A	M-A	OR	DR	TOT	PF	FD	BS					BA		
4	Juwan Gary	F	16:16	1-3	1-2	0-0	0	3	3	1	1	3	0	2	0	0	0	-8	
13	Derrick Walker	F	19:15	2-7	0-0	1-1	3	1	4	2	2	5	3	3	1	0	2	-22	
0	C.J. Wilcher	G	32:01	4-8	0-0	1-0	3	1	4	1	0	8	0	3	0	0	0	-27	
5	Sam Griesel	G	31:58	4-11	0-3	4-9	0	6	6	2	7	12	2	4	0	1	0	-25	
25	Emmanuel Bandoouel	G	24:32	1-5	0-1	0-0	0	7	7	2	6	2	1	2	1	0	1	-7	
32	Wilhelm Breidenbach	F	13:01	4-7	2-3	1-1	0	1	1	3	1	11	0	1	0	0	0	-16	
30	Keisei Tominaga	F	25:17	3-5	0-1	0-0	0	0	0	0	2	6	0	0	1	0	0	-8	
12	Denim Dawson	F	16:47	0-2	0-0	0-0	1	1	2	4	0	0	0	0	1	0	1	-9	
15	Blaise Keita	F	03:33	0-2	0-0	0-0	0	1	1	0	0	0	0	1	0	0	0	-2	
10	Jamarques Lawrence	F	14:23	1-4	1-3	0-0	0	1	1	2	2	3	1	1	0	0	1	0	
1	Sam Hoberg	F	00:59	0-0	0-0	0-0	0	0	0	0	0	0	0	0	0	0	0	-2	
24	Jeff Grace	F	00:59	0-0	0-0	0-0	0	0	0	0	0	0	0	0	0	0	0	-2	
33	Oleg Kojenets	F	00:59	0-0	0-0	0-0	0	0	0	0	0	0	0	0	0	0	0	-2	
Team							2	2	4			0		0					
Totals			20-54	4-14	6-11	9	24	33	17	21	50	8	17	3	2	7	-26		

Technical Fouls: NONE

Shooting By Period

1st FG%	9-25	36.0%
3PT%	2-7	28.6%
FT%	3-7	42.9%
2nd FG%	11-29	37.9%
3PT%	2-7	28.6%
FT%	3-4	75%
GM FG%	20-54	37.0%
3PT%	4-14	28.6%
FT%	6-11	54.5%

Dead Ball Rebounds: 5, 2, 0

	ILL	NEB
Biggest lead	26 (2nd 0:37)	2 (1st 17:45)
Best Scoring Run	13 (2nd 0:37)	8 (2nd 9:09)
Lead Changes	3	
Times Tied	1	
Time with Lead	36:03	01:42

Points from	ILL	NEB
Turnovers	16	9
Paint	30	32
Second Chance	17	10
Fast Breaks	12	2
Bench	25	20

Period by Period Scoring	1st	2nd	TOT
ILL	34	42	76
NEB	23	27	50

GAME 19

INDIANA 80, #-/23 ILLINOIS 65

JAN. 19, 2023 // STATE FARM CENTER // CHAMPAIGN, ILL.



Official Basketball Box Score - Final
Indiana at Illinois
01/19/23 State Farm Center, Champaign, Ill.
2022-23 Men's Basketball

Game Time: 7:30 PM
Game Duration: 2:06
Attendance: 15,544

Officials: Terry Oglesby, Don Daly, Doug Simons

Indiana - 80		Record: 12-6 (3-4)															
NO. Name	Min	FG M-A	3P M-A	FT M-A	Rebounds OR DR TOT	Fouls PF FD	TP	AS	TO	ST	Blocks BS BA +/-						
12 Miller Kopp	F	33:25	2-3	1-1	1-3	0	2	1	0	6	1	0	3	0	0	12	
22 Jordan Geronimo	F	29:52	6-8	1-3	0-0	1	7	8	3	0	13	1	4	0	3	0	15
23 Trayce Jackson-Davis	F	35:33	15-19	0-0	5-6	1	8	9	1	4	35	5	3	0	3	1	15
1 Jalen Hood-Schifino	G	31:34	5-12	0-0	0-0	1	2	3	4	2	10	4	4	1	0	0	17
32 Trey Galloway	G	24:35	4-5	1-1	2-2	0	1	1	4	1	11	2	1	0	0	0	21
53 Tamar Bates	S	21:54	0-3	0-0	0-0	0	3	3	1	0	0	0	1	0	0	0	-4
5 Malik Reneau	S	13:50	2-4	0-0	1-2	3	3	6	4	1	5	0	1	0	0	0	-1
11 CJ Gunn	F	07:47	0-1	0-0	0-0	0	0	0	0	0	0	0	0	0	0	0	-2
3 Anthony Leal	F	00:45	0-0	0-0	0-0	0	0	0	0	0	0	0	0	0	0	0	0
10 Kaleb Banks	F	00:45	0-0	0-0	0-0	0	0	0	0	0	0	0	0	0	0	0	0
Team																	
Totals		34-55	3-9	9-13	9	30	39	20	8	13	17	4	6	2	15		

Shooting By Period	
1st FG%	20-30 66.7%
3PT%	2-3 66.7%
FT%	1-3 33.3%
2nd FG%	14-25 56.0%
3PT%	1-6 16.7%
FT%	8-10 80%
GM FG%	34-55 61.8%
3PT%	3-9 33.3%
FT%	9-13 69.2%

Dead Ball Rebounds: 3, 0

Technical Fouls: Bench 1st 13:18

Illinois - 65		Record: 13-6 (4-4)															
NO. Name	Min	FG M-A	3P M-A	FT M-A	Rebounds OR DR TOT	Fouls PF FD	TP	AS	TO	ST	Blocks BS BA +/-						
24 Matthew Mayer	F	21:53	0-4	0-1	0-0	0	1	2	0	2	0	1	1	0	0	1	-12
33 Coleman Hawkins	F	38:13	3-8	1-4	2-4	3	2	5	0	3	9	1	2	2	0	0	-11
42 Dain Dainja	F	30:35	4-8	0-0	1-4	4	4	8	3	2	9	0	1	3	1	1	-5
0 Terrence Shannon Jr.	G	36:52	8-18	4-7	6-10	1	0	1	1	5	26	3	4	3	1	1	-16
1 Sencire Harris	G	17:04	4-7	0-0	0-2	1	0	1	2	8	1	0	1	0	1	0	-15
3 Jayden Epps	G	22:01	1-8	1-4	0-0	0	3	3	0	0	3	0	0	1	0	2	0
15 RJ Melendez	G	22:04	4-8	2-3	0-1	2	2	4	1	4	10	0	0	1	0	0	-13
20 Ty Rodgers	G	08:45	0-1	0-0	0-0	0	1	1	0	0	0	0	0	0	0	0	-7
25 Zacharie Perrin	F	01:57	0-0	0-0	0-2	0	0	0	1	1	0	0	0	0	0	0	4
12 Brandon Lieb	F	00:36	0-0	0-0	0-0	0	0	0	0	0	0	0	0	0	0	0	0
Team																	
Totals		24-62	8-19	9-23	14	13	27	9	19	65	7	9	11	2	6	-15	

Shooting By Period	
1st FG%	12-31 38.7%
3PT%	4-10 40.0%
FT%	5-10 50%
2nd FG%	12-31 38.7%
3PT%	4-9 44.4%
FT%	4-13 30.8%
GM FG%	24-62 38.7%
3PT%	8-19 42.1%
FT%	9-23 39.1%

Dead Ball Rebounds: 8, 0

Technical Fouls: Melendez 1st 12:44 Bench 2nd 16:52

	IND	ILL
Biggest lead	21 (2 nd 12:19)	4 (1 st 18:13)
Best Scoring Run	12 (1 st 14:38)	9 (2 nd 7:48)
Lead Changes	1	
Times Tied		
Time with Lead	36:35	01:44

Points from	IND	ILL
Turnovers	5	18
Paint	54	32
Second Chance	16	13
Fast Breaks	4	11
Bench	5	13

Period by Period Scoring			
	1st	2nd	TOT
IND	43	37	80
ILL	33	32	65

Game 19 Recap – Indiana 80, Illinois 65

Illinois fell to Indiana, 80-65, at State Farm Center, snapping the team's four-game winning streak.

After Illinois scored the game's first four points, Indiana responded with 12 unanswered as part of a 20-5 run over a seven-plus minute stretch when the Illini were held without a field goal.

The Illini trailed by 19 with four minutes left in the first half before cutting the deficit to 10 at the break.

Illinois got within eight on the first possession of the second half, but the Hoosiers pushed the lead right back to double digits, where it remained the rest of the way.

Terrence Shannon Jr. recorded a team-high 26 points, his fifth consecutive contest in double figures and his seventh game with at least 20 points. Shannon also registered three assists.

RJ Melendez added 10 points, his fifth double-digit scoring performance, and grabbed four rebounds.

The Illini forced 17 turnovers, their highest mark in conference action this season, and they scored 18 points off those takeaways.

Illinois grabbed 14 offensive rebounds and tallied 13 second-chance points, while the hosts made 11 steals and capitalized with 11 fast-break points.

GAME 20

ILLINOIS 69, OHIO STATE 60

JAN. 24, 2023 // STATE FARM CENTER // CHAMPAIGN, ILL.



Official Basketball Box Score - Final
Ohio State at Illinois
01/24/23 State Farm Center, Champaign, Ill.
2022-23 Men's Basketball

Game Time: 6:00 PM
Game Duration: 2:03
Attendance: 15,544

Officials: Paul Szek, Kelly Pfeifer, Edwin Young

Ohio State - 60		Record: 11-9 (3-6)															
NO. Name	Min	FG M-A	3P M-A	FT M-A	Rebounds OR DR TOT	Fouls PF FD	TP	AS	TO	ST	Blocks BS BA +/-						
10 Bryce Sensabaugh	F	24:20	5-13	0-2	4-7	2	2	4	2	5	14	1	1	0	0	4	-5
23 Zed Key	F	23:18	2-8	0-1	4-5	1	2	3	5	6	8	1	2	1	1	0	7
2 Bruce Thornton	G	27:36	3-7	1-2	1-2	0	1	1	2	2	8	0	1	1	0	0	-7
4 Sean McNeil	G	32:37	2-6	1-2	2-2	1	4	5	0	1	7	3	1	0	0	0	-5
13 Isaac Likokete	G	25:28	2-8	0-0	1-4	1	4	5	1	3	5	2	1	1	0	2	-16
14 Justice Sueing	F	21:00	6-11	1-2	0-0	2	2	4	3	1	13	0	0	0	1	0	-3
0 Tanner Holden	F	06:18	0-2	0-0	0-0	0	0	0	1	0	0	0	0	0	0	0	-10
3 Eugene Brown III	F	08:27	1-1	0-0	0-0	0	0	0	2	0	2	0	0	0	0	0	-11
1 Roddy Gayle Jr.	F	18:23	1-4	1-1	0-0	1	0	1	0	2	3	1	0	3	0	0	11
34 Felix Okpara	F	12:33	0-0	0-0	0-0	0	1	1	0	0	0	0	0	0	1	0	-6
Team																	
Totals		22-60	4-10	12-20	10	20	30	16	20	60	8	6	6	3	6	-9	

Shooting By Period	
1st FG%	10-32 31.3%
3PT%	3-8 37.5%
FT%	3-6 50%
2nd FG%	12-28 42.9%
3PT%	1-2 50.0%
FT%	9-14 64.3%
GM FG%	22-60 36.7%
3PT%	4-10 40.0%
FT%	12-20 60.0%

Dead Ball Rebounds: 5, 0

Technical Fouls: NONE

Illinois - 69		Record: 14-6 (5-4)															
NO. Name	Min	FG M-A	3P M-A	FT M-A	Rebounds OR DR TOT	Fouls PF FD	TP	AS	TO	ST	Blocks BS BA +/-						
24 Matthew Mayer	F	26:58	3-9	2-6	4-5	2	6	8	5	4	12	0	2	0	2	1	7
33 Coleman Hawkins	F	36:34	5-10	1-6	0-0	4	5	9	1	4	11	6	1	1	3	0	13
42 Dain Dainja	F	13:21	3-5	0-0	0-0	1	3	4	4	0	6	1	1	1	0	1	-2
0 Terrence Shannon Jr.	G	36:21	4-10	0-3	9-9	3	4	7	1	6	17	3	1	1	0	1	14
3 Jayden Epps	G	31:26	5-13	2-8	2-2	0	2	2	1	1	14	1	2	0	0	0	3
15 RJ Melendez	G	30:28	1-6	0-3	1-2	0	3	3	2	1	3	0	0	0	0	0	13
1 Sencire Harris	G	06:57	0-2	0-0	0-0	0	1	1	2	0	0	1	0	0	0	0	3
20 Ty Rodgers	G	15:33	2-3	0-0	0-0	3	5	8	3	0	4	1	2	1	0	0	-6
12 Brandon Lieb	F	02:22	1-1	0-0	0-0	0	0	0	1	0	2	0	1	0	1	0	0
Team																	
Totals		24-59	5-28	16-18	14	30	44	20	16	69	13	12	4	6	3	9	

Shooting By Period	
1st FG%	10-22 45.5%
3PT%	3-13 23.1%
FT%	11-13 84.6%
2nd FG%	14-37 37.8%
3PT%	2-15 13.3%
FT%	5-5 100%
GM FG%	24-59 40.7%
3PT%	5-28 17.9%
FT%	16-18 88.9%

Dead Ball Rebounds: 3, 1

Technical Fouls: NONE

	OSU	ILL
Biggest lead	4 (1 st 15:28)	17 (2 nd 15:18)
Best Scoring Run	8 (2 nd 0:04)	10 (2 nd 15:18)
Lead Changes	2	
Times Tied	1	
Time with Lead	03:37	34:24

Points from	OSU	ILL
Turnovers	16	11
Paint	32	38
Second Chance	7	13
Fast Breaks	1	16
Bench	18	9

Period by Period Scoring			
	1st	2nd	TOT
OSU	26	34	60
ILL	34	35	69

Game 20 Recap – Illinois 69, Ohio State 60

Illinois brought the energy from start to finish in a bounce-back 69-60 win against Ohio State at State Farm Center.

Terrence Shannon Jr. scored a game-high 17 points, including 12 in the first half. Shannon made all nine of his free-throw attempts, grabbed seven rebounds, dished out three assists, and notched one steal.

GAME 21

ILLINOIS 61, WISCONSIN 51

JAN. 28, 2023 // KOHL CENTER // MADISON, WIS.



Official Basketball Box Score - Final
Illinois at Wisconsin
 01/28/23 Kohl Center, Madison
 2022-23 Men's Basketball

Game Time: 2:00 PM
 Game Duration: 1:59
 Attendance: 17,071

Officials: Larry Scrotto, Brooks Wells, Brandon Cruz

Illinois - 61		Record: 15-6 (6-4)														
NO.	Name	Min	FG	3P	FT	Rebounds		Fouls		TP	AS	TO	ST	Blocks	+/-	
			M-A	M-A	M-A	OR	DR	TOT	PF	FD				BS	BA	
24	Matthew Mayer	F 33:13	9-19	5-11	3-4	1	5	6	3	5	26	0	1	1	0	12
33	Coleman Hawkins	F 34:18	1-3	0-2	3-6	1	8	9	3	3	5	2	0	0	2	17
42	Dain Dainja	F 32:00	4-6	0-0	1-2	2	6	8	0	2	9	0	2	1	2	13
0	Terrence Shannon Jr.	G 24:28	2-6	0-1	2-2	1	1	2	3	1	6	1	6	0	0	-1
3	Jayden Epps	G 32:04	5-10	1-2	2-2	0	2	2	3	5	13	2	1	0	0	15
15	RJ Melendez	26:17	1-6	0-4	0-0	0	4	4	1	1	2	1	1	0	0	0
20	Ty Rodgers	08:20	0-0	0-0	0-2	0	1	1	0	1	0	0	0	0	0	-5
1	Sencire Harris	09:20	0-1	0-0	0-0	1	1	2	1	0	0	1	1	0	0	-1
Team						1	2	3			0					
Totals		22-51	6-20	11-18	7	30	37	14	18	61	7	11	2	5	0	10

Shooting By Period		
1st FG%	9-27	33.3%
3PT%	2-10	20.0%
FT%	0-3	0%
2nd FG%	13-24	54.2%
3PT%	4-10	40.0%
FT%	11-15	73.3%
GM FG%	22-51	43.1%
3PT%	6-20	30.0%
FT%	11-18	61.1%

Dead Ball Rebounds: 4, 2

Wisconsin - 51		Record: 12-8 (4-6)														
NO.	Name	Min	FG	3P	FT	Rebounds		Fouls		TP	AS	TO	ST	Blocks	+/-	
			M-A	M-A	M-A	OR	DR	TOT	PF	FD				BS	BA	
5	Tyler Wahl	F 19:17	4-7	1-2	0-0	0	4	4	4	4	9	1	1	0	0	-14
22	Steven Crowl	F 28:05	3-7	1-4	0-0	0	7	7	4	0	7	2	2	1	0	-1
3	Connor Essegian	G 26:34	0-5	0-4	0-0	0	0	0	2	3	3	1	2	0	0	-10
11	Max Klesmit	G 34:25	4-10	3-6	1-3	2	6	8	2	4	12	2	0	2	0	-8
23	Chucky Hepburn	G 36:27	6-14	3-5	0-0	1	4	5	2	2	15	1	2	2	0	-4
14	Carter Gilmore	24:20	2-6	1-2	0-0	2	1	3	3	0	5	2	0	1	0	1
2	Jordan Davis	21:38	0-4	0-2	0-0	0	2	2	0	0	0	0	2	0	0	-4
4	Kamari McGee	01:26	0-0	0-0	0-0	0	0	0	1	0	0	0	0	0	0	-4
35	Markus Ilver	06:46	0-4	0-2	0-0	0	1	1	0	1	0	0	0	0	2	-6
21	Chris Hodges	01:02	0-0	0-0	0-0	0	0	0	0	0	0	0	0	0	0	0
Team						1	0	1			0					
Totals		19-57	9-27	4-7	6	25	31	18	14	51	9	9	6	0	5	-10

Shooting By Period		
1st FG%	6-33	18.2%
3PT%	3-14	21.4%
FT%	1-2	50%
2nd FG%	13-24	54.2%
3PT%	6-13	46.2%
FT%	3-5	60%
GM FG%	19-57	33.3%
3PT%	9-27	33.3%
FT%	4-7	57.1%

Dead Ball Rebounds: 3, 0

UI		UW		Points from		Turnovers		Paint		Second Chance		Fast Breaks		Bench	
Biggest lead	17 (2 nd 4:03)	4 (1 st 7:30)	11	9	26	20	6	6	5	6	2	5			
Best Scoring Run	10 (2 nd 6:58)	8 (2 nd 11:32)	Period by Period Scoring		1st		2nd		TOT		UI		UW		
Lead Changes	6		20	41	61	16	35	51							
Times Tied	1														
Time with Lead	24:50	13:34													

Game 21 Recap – Illinois 61, Wisconsin 51

Illinois used a career-high scoring effort from **Matthew Mayer** and a strong second-half showing to take down Wisconsin on the road, 61-51.

The Illini held the Badgers to their lowest point total at Kohl Center this season, and Illinois has now won six straight games, including three on the road, against Wisconsin.

Mayer took over in the second half, scoring 18 of his career-best 26 points in the final frame. He also tied his career-high mark with five 3-pointers, while grabbing six rebounds and recording one block and one steal.

Jayden Epps registered 13 points on 5-of-10 shooting.

With scoring not coming easily for either team in the first half, **Dain Dainja** registered eight points in the frame and finished with nine points, eight rebounds, two blocks, and one steal in a strong effort.

The Illini led by four, 20-16, at halftime in a very low-scoring opening period of play, as **Dainja** and **Mayer** combined for 16 of the team's 20 points at the break. The Illini held the Badgers to just 18.2% shooting from the field after 20 minutes of action.

The Illini opened the second half with a 12-4 run to open up a 32-20 lead less than four minutes into the frame, with **Mayer** scoring eight points during that stretch.

After the Badgers responded with a 15-2 run to move ahead 35-34 and seemingly swing momentum in their favor, the Illini took control for good. A 22-4 UI spurt turned a one-point deficit into a 56-39 lead in the span of eight minutes. Five different Illini registered points during that streak, led by 10 from Mayer.

Illinois closed out the game to seal its third Big Ten road victory of the season, with each of the three victories coming by double digits.

GAME 22

#-/25 ILLINOIS 72, NEBRASKA 56

JAN. 31, 2023 // STATE FARM CENTER // CHAMPAIGN, ILL.



Official Basketball Box Score - Final
Nebraska at Illinois
 01/31/23 State Farm Center, Champaign, Ill.
 2022-23 Men's Basketball

Game Time: 8:00 PM
 Game Duration: 1:55
 Attendance: 15,544

Officials: Lamont Simpson, Brian McNutt, Chris Weaver

Nebraska - 56		Record: 10-13 (3-9)														
NO.	Name	Min	FG	3P	FT	Rebounds		Fouls		TP	AS	TO	ST	Blocks	+/-	
			M-A	M-A	M-A	OR	DR	TOT	PF	FD				BS	BA	
13	Derrick Walker	F 22:48	4-6	0-0	0-0	0	6	6	5	1	8	4	6	1	0	1
1	Sam Hoiberg	G 10:45	0-1	0-0	0-0	0	1	1	0	0	0	0	1	0	0	0
5	Sam Griesel	G 35:50	7-17	2-5	5-6	0	6	6	4	8	21	2	3	0	0	-28
10	Jamarques Lawrence	G 23:10	2-6	1-5	0-0	1	1	2	4	0	5	0	2	0	0	-14
12	Denim Dawson	G 30:43	0-4	0-1	2-2	2	3	5	2	1	2	1	3	0	1	0
30	Keisei Tominaga	29:39	4-7	3-4	0-0	0	0	0	1	1	11	1	1	3	0	-12
0	C.J. Wilcher	25:50	3-7	2-4	0-0	0	1	1	3	1	8	1	3	1	0	-7
32	Wilhelm Breidenbach	10:23	0-2	0-1	0-0	0	2	2	0	0	0	0	0	0	0	-19
15	Blaise Keita	10:52	0-0	0-0	1-2	0	4	4	1	2	1	0	0	0	1	-12
Team						0	2	2			0					
Totals		20-50	8-20	8-10	3	26	29	20	14	56	9	19	5	2	4	-16

Shooting By Period		
1st FG%	13-25	52.0%
3PT%	5-11	45.5%
FT%	6-8	75%
2nd FG%	7-25	28.0%
3PT%	3-9	33.3%
FT%	2-2	100%
GM FG%	20-50	40.0%
3PT%	8-20	40.0%
FT%	8-10	80.0%

Dead Ball Rebounds: 1, 0

Illinois - 72		Record: 16-6 (7-4)														
NO.	Name	Min	FG	3P	FT	Rebounds		Fouls		TP	AS	TO	ST	Blocks	+/-	
			M-A	M-A	M-A	OR	DR	TOT	PF	FD				BS	BA	
24	Matthew Mayer	F 29:31	4-14	3-11	5-6	2	4	6	3	5	16	0	2	0	2	16
33	Coleman Hawkins	F 35:40	2-6	0-3	6-6	0	8	8	1	4	10	3	3	2	1	0
42	Dain Dainja	F 24:41	2-5	0-0	0-0	0	5	5	2	0	4	0	0	0	1	7
0	Terrence Shannon Jr.	G 32:11	5-13	2-8	1-2	0	2	2	3	3	13	3	3	0	0	16
3	Jayden Epps	G 30:25	4-10	0-4	4-6	1	2	3	1	3	12	3	2	0	0	12
15	RJ Melendez	15:03	1-5	0-3	0-0	0	1	1	1	2	2	0	0	0	0	-1
20	Ty Rodgers	18:46	3-3	0-0	1-2	6	1	7	2	3	7	1	0	2	0	19
1	Sencire Harris	13:43	4-4	0-0	0-0	0	3	3	1	1	8	2	2	2	0	11
Team						0	1	1			0					
Totals		25-60	5-29	17-22	9	27	36	14	20	72	14	13	9	4	2	16

Shooting By Period		
1st FG%	13-34	38.2%
3PT%	4-17	23.5%
FT%	8-9	88.9%
2nd FG%	12-26	46.2%
3PT%	1-12	8.3%
FT%	9-13	69.2%
GM FG%	25-60	41.7%
3PT%	5-29	17.2%
FT%	17-22	77.3%

Dead Ball Rebounds: 5, 1

NEB		ILL		Points from		Turnovers		Paint		Second Chance		Fast Breaks		Bench	
Biggest lead	7 (1 st 13:03)	16 (2 nd 0:32)	19	20	29	20	6	6	5	6	2	5			
Best Scoring Run	9 (2 nd 12:00)	9 (1 st 10:13)	Period by Period Scoring		1st		2nd		TOT		NEB		ILL		
Lead Changes	7		37	19	56	18	34	72							
Times Tied	3														
Time with Lead	09:46	28:12													

Game 22 Recap – Illinois 72, Nebraska 56

Illinois used a big final 12 minutes of play to defeat Nebraska, 72-56, at State Farm Center. The Illini outscored the Cornhuskers, 24-6, during that closing stretch to secure their seventh win in eight games.

A strong Illinois defensive stand in the final minutes of the game kept Nebraska without a field goal for the last six minutes of action, and four Illini finished in double figures in the 16-point victory.

Matthew Mayer scored a team-high 16 points, including three 3-pointers, while tallying six rebounds and two blocks. **Jayden Epps** recorded 12 points, including a team-high eight second-half points. Epps also registered three rebounds and three assists.

Ty Rodgers put together another strong performance with seven points and seven rebounds, six of which came on the offensive glass. Rodgers also made two steals. **Sencire Harris** was efficient in his 13 minutes of action, scoring eight points, which helped spark the Illini's second-half comeback.

A 14-5 Illini run over a four-minute period helped the hosts take a 30-22 lead, their largest lead opening period, with five minutes to play.

Ill

GAME 23 IOWA 81, #-/25 ILLINOIS 79

FEB. 4, 2023 // CARVER-HAWKEYE ARENA // IOWA CITY, IOWA



Official Basketball Box Score - Final
Illinois at Iowa
02/04/23 Carver-Hawkeye Arena, Iowa City, Iowa
2022-23 Men's Basketball

Game Time: 1:37 PM
Game Duration: 2:22
Attendance: 15,056

Officials: Rob Riley, Courtney Green, Lewis Garrison

Illinois - 79		Record: 16-7 (7-5)													
NO.	Name	Min	FG	3P	FT	Rebounds	Fouls	TP	AS	TO	ST	Blocks	+	-	
			M-A	M-A	M-A	OR DR TOT	PF FD					BS BA			
24	Matthew Mayer	F	28:00	7-9	4-6	3-3	2 3 5	4 2	21	4	1	0	0	0	6
33	Coleman Hawkins	F	34:59	0-7	0-4	6-10	6 3 9	2 6	6	1	3	0	3	0	8
42	Dain Dainja	F	29:59	7-11	0-0	3-4	2 7 9	4 3	17	0	1	0	1	0	-4
0	Terrence Shannon Jr.	G	33:40	3-10	2-6	3-3	0 2 2	5 5	11	1	4	2	0	1	4
3	Jayden Epps	G	29:39	7-14	1-5	1-1	0 2 2	1 2	16	5	0	0	0	1	8
20	Ty Rodgers	G	17:36	3-3	0-0	0-0	2 4 6	4 1	1	3	2	0	0	0	-7
15	RJ Melendez	G	14:47	0-1	0-1	2-2	1 2 3	0 1	2	0	1	0	0	0	-15
1	Sencire Harris	G	11:20	0-0	0-0	0-0	0 1 1	2 1	0	0	1	0	1	0	-10
Team						0 0 0			0	0	0				
Totals			27:55	7:22	18:23	13 24 37	22 21	79	12	14	4	5	2	-2	

Shooting By Period		
1st FG%	14-28	50.0%
3PT%	4-11	36.4%
FT%	4-4	100%
2nd FG%	13-27	48.1%
3PT%	3-11	27.3%
FT%	14-19	73.7%
GM FG%	27-55	49.1%
3PT%	7-22	31.8%
FT%	18-23	78.3%

Dead Ball Rebounds: 2, 0

Iowa - 81		Record: 15-8 (7-5)												
NO.	Name	Min	FG	3P	FT	Rebounds	Fouls	TP	AS	TO	ST	Blocks	+	-
			M-A	M-A	M-A	OR DR TOT	PF FD					BS BA		
0	Filip Rebraca	F	38:51	5-11	0-0	3-3	1 1 2	2 3	13	2	1	2	0	-1
24	Kris Murray	F	35:48	5-11	2-6	7-9	2 5 7	4 6	19	3	0	2	0	0
1	Ahron Ulis	G	17:45	1-2	0-0	0-0	0 2 3	3 2	2	0	1	0	0	-9
11	Tony Perkins	G	34:42	8-11	1-2	15-16	1 2 3	2 9	32	2	2	2	0	1
30	Connor McCaffery	G	28:42	0-4	0-3	0-0	0 1 1	4 0	0	2	0	0	0	-9
20	Payton Sandfort	G	20:56	3-7	3-6	0-0	2 4 6	4 0	9	1	1	1	2	1
22	Patrick McCaffery	G	13:48	1-4	0-0	1-2	0 0 0	2 1	3	1	0	0	0	0
4	Josh Dix	G	06:08	1-2	1-2	0-0	0 0 0	0 1	3	1	1	0	0	-3
5	Dasonte Bowen	G	02:48	0-1	0-0	0-0	1 1 2	0 0	0	0	0	0	0	1
44	Riley Mulvey	G	00:32	0-0	0-0	0-0	0 0 0	0 0	0	0	0	0	0	0
Team						1 2 3			0	1				
Totals			24:53	7:19	26:30	8 18 26	21 22	81	12	7	7	2	5	2

Shooting By Period		
1st FG%	13-29	44.8%
3PT%	5-9	55.6%
FT%	4-5	80%
2nd FG%	11-24	45.8%
3PT%	2-10	20.0%
FT%	22-25	88%
GM FG%	24-53	45.3%
3PT%	7-19	36.8%
FT%	26-30	86.7%

Dead Ball Rebounds: 1, 0

Technical Fouls: NONE	
Points from Turnovers	ILL 10, IOWA 16
Paint	ILL 36, IOWA 24
Second Chance	ILL 17, IOWA 11
Fast Breaks	ILL 2, IOWA 7
Bench	ILL 8, IOWA 15

Game 23 Recap – Iowa 81, Illinois 79

Illinois battled for all 40 minutes on the road, but ultimately came up just short in an 81-79 loss to Iowa at Carver-Hawkeye Arena.

After falling behind 27-22, the Illini went on an 8-0 run to take the lead on a pair of Matthew Mayer threes surrounding a Dain Dainja bucket. Illinois later pushed its lead to seven, but allowed six points in the final 50 seconds to lead by one at halftime.

Trailing 39-36, Illinois went on another run, this one an 11-0 spurt, to take its biggest lead of the day at 47-39 and force an Iowa timeout.

The Hawkeyes drew a number of fouls from that point on and Tony Perkins heated up from the field and lived at the free throw line, making for a competitive back-and-forth contest that featured five ties over the final nine minutes.

The last tie was at 76-all when the Hawkeyes grabbed an offensive rebound and swung it around the arc to an open Payton Sandfort, who drained a 3-pointer with 1:23 left to put the hosts up three. **Coleman Hawkins** had an open baseline three on the following possession that would not fall.

Illinois still trailed by three on its final possession, but **Jayden Epps'** three was short. **Hawkins** was fouled on the rebound, and he made the first free throw and purposefully missed the second for a try at a putback, but the Hawkeyes secured the defensive rebound to secure the win.

Matthew Mayer led the Illini with 21 points, scoring 15 in the first half but missing key minutes because of foul trouble. **Jayden Epps** registered 14 of his 16 points in the second half, including a stretch in which he accounted for 12 straight Illini points. It marked Epps' most points in Big Ten play.

Dain Dainja notched 17 points, his highest mark since Jan. 13, and grabbed nine rebounds. **Terrence Shannon Jr.** also finished in double figures with 11 points.

GAME 24 ILLINOIS 69, #24- RUTGERS 60

FEB. 11, 2023 // STATE FARM CENTER // CHAMPAIGN, ILL.



Official Basketball Box Score - Final
Illinois at Illinois
02/11/23 State Farm Center, Champaign, Ill.
2022-23 Men's Basketball

Game Time: 1:00 PM
Game Duration: 2:04
Attendance: 15,544

Officials: Larry Scrotto, Courtney Green, Edwin Young

Rutgers - 60		Record: 16-9 (8-6)												
NO.	Name	Min	FG	3P	FT	Rebounds	Fouls	TP	AS	TO	ST	Blocks	+	-
			M-A	M-A	M-A	OR DR TOT	PF FD					BS BA		
5	Aundre Hyatt	F	29:44	5-13	2-5	0-1	4 1 5	0 1	12	0	0	1	1	-1
11	Clifford Omoruyi	C	24:12	5-12	0-0	4-5	7 3 10	4 3	14	0	2	0	2	4
4	Paul Mulcahy	G	34:27	5-9	1-2	1-2	0 4 4	5 2 12	2	2	1	1	0	-6
10	Cam Spencer	G	25:45	1-5	0-1	0-0	0 0 0	1 1	2	2	1	2	0	-12
22	Caleb McConnell	G	35:34	5-14	1-3	3-4	1 2 3	1 3	14	3	1	5	1	-6
0	Derek Simpson	G	21:18	2-8	0-1	0-0	0 1 1	0 0	4	0	1	0	0	-14
21	Dean Reiber	G	13:42	0-4	0-1	0-0	0 5 5	1 0	0	0	0	0	0	-7
1	Oskar Palmquist	G	08:16	1-4	0-3	0-0	0 1 1	1 0	2	0	0	0	0	-2
13	Antwone Woolfolk	G	05:48	0-0	0-0	0-0	2 2 2	1 1	0	0	1	0	1	0
2	Jalen Miller	G	01:14	0-0	0-0	0-0	0 0 0	0 0	0	0	0	0	0	-5
Team						3 1 4			0	1				
Totals			24:49	4:16	8:12	15 20 35	14 11	60	7	9	9	6	7	-9

Shooting By Period		
1st FG%	14-33	42.4%
3PT%	3-6	50.0%
FT%	3-6	50%
2nd FG%	10-36	27.8%
3PT%	1-10	10.0%
FT%	5-6	83.3%
GM FG%	24-69	34.8%
3PT%	4-16	25.0%
FT%	8-12	66.7%

Dead Ball Rebounds: 4, 1

Illinois - 69		Record: 17-7 (8-5)												
NO.	Name	Min	FG	3P	FT	Rebounds	Fouls	TP	AS	TO	ST	Blocks	+	-
			M-A	M-A	M-A	OR DR TOT	PF FD					BS BA		
24	Matthew Mayer	F	33:04	2-8	1-6	3-5	1 7 8	3 4	8	0	3	0	0	-2
33	Coleman Hawkins	F	37:23	8-13	1-5	1-1	5 3 8	2 1	18	4	5	0	1	0
42	Dain Dainja	F	29:14	7-12	0-0	1-2	3 4 7	0 3	15	1	1	1	1	2
0	Terrence Shannon Jr.	G	31:24	4-7	2-4	5-6	0 4 4	2 3	15	1	1	0	3	1
3	Jayden Epps	G	27:25	3-9	0-4	0-1	0 1 1	0 1	6	1	4	0	0	-5
20	Ty Rodgers	G	17:40	1-4	0-0	0-0	1 6 7	2 1	2	1	0	0	1	2
1	Sencire Harris	G	18:32	2-2	1-1	0-0	0 2 2	2 1	5	1	2	2	1	0
10	Luke Goode	G	05:18	0-1	0-0	0-0	0 0 0	0 0	0	0	0	0	0	-21
Team						1 2 3			0	1				
Totals			27:56	5:20	10:15	11 29 40	11 14	69	9	17	3	7	6	9

Shooting By Period		
1st FG%	13-31	41.9%
3PT%	1-12	8.3%
FT%	3-5	60%
2nd FG%	14-25	56.0%
3PT%	4-8	50.0%
FT%	7-10	70%
GM FG%	27-56	48.2%
3PT%	5-20	25.0%
FT%	10-15	66.7%

Dead Ball Rebounds: 2, 1

Technical Fouls: Hawkins 2 nd 4:26	
Points from Turnovers	RUT 16, ILL 12
Paint	RUT 34, ILL 26
Second Chance	RUT 18, ILL 13
Fast Breaks	RUT 2, ILL 3
Bench	RUT 6, ILL 7

Game 24 Recap – Illinois 69, #24 Rutgers 60

Illinois used a 19-0 second-half scoring run to take down No. 24 Rutgers, 69-60, at State Farm Center.

The Illini outscored the visiting Scarlet Knights, 39-26, after the break en route to victory, the team's fourth win over an AP Top-25 opponent this season.

Coleman Hawkins got hot early in the second half, scoring 11 of his team-high 18 points. He matched a career high with eight field goals and grabbed eight boards, five coming on the offensive glass.

Dain Dainja made his presence felt in the paint all afternoon, finishing with 15 points and seven rebounds.

After a quiet first half, **Terrence Shannon Jr.** notched 13 second-half points en route to a 15-point outing. **Shannon** recorded a team-best three blocks, which also marked a career high.

Illinois trailed by eight with just under six minutes left in the first half, but a 7-0 Illini run featuring two **Dainja** baskets surrounding a transition 3-pointer from **Sencire Harris** cut that deficit to one with three minutes left.

After the two sides traded baskets to open the second half, the Illini used a scoring run to take its first lead since the opening two minutes of the game and send the State Farm Center crowd into a frenzy. **Hawkins** was a big reason behind this offensive surge, accounting for 11 points.

Illinois used a 19-0 run and baskets from five different scorers over a 10-minute stretch to turn what was once a six-point deficit into a 13-point lead with just over seven minutes to play.

The Illini held the Scarlet Knights without a field goal for nearly 11 minutes of play and made two blocks and two steals and forced four turnovers during the spurt, Illinois' longest scoring run of the season.

Shannon scored the Illini's final five points of the contest to get Illinois back in the win column.

GAME 25 PENN STATE 93, ILLINOIS 81

FEB. 14, 2023 // JORDAN CENTER // UNIVERSITY PARK, PA.



Official Basketball Box Score - Final
Illinois at Penn St.
02/14/23 Bryce Jordan Center, State College
2022-23 Men's Basketball

Game Time: 7:00 PM
Game Duration: 1:58
Attendance: 7,297

Illinois - 81		Record: 17-9												
NO.	Name	Min	FG	3P	FT	Rebounds	Fouls	TP	AS	TO	ST	Blocks	+/-	
			M-A	M-A	M-A	OR DR TOT	PF FD					BS BA		
24	Matthew Mayer	31:07	3-6	2-5	3-5	0 7 7	2 3	11	3	1	0	0	-7	
33	Coleman Hawkins	F 34:51	5-12	2-6	0-0	1 4 5	0 0	12	2	0	1	1	-17	
42	Dain Dainja	F 18:01	3-6	0-0	3-3	1 3 4	1 5	9	1	2	0	0	-7	
0	Terrence Shannon Jr.	G 34:50	5-14	1-5	9-10	1 2 3	5 7	20	4	2	3	0	-12	
3	Jayden Epps	G 29:20	6-13	0-7	0-0	0 1 1	1 0	12	0	0	0	0	-12	
20	Ty Rodgers	25:30	5-6	0-0	1-2	4 4 8	3 1	11	3	1	1	0	-7	
1	Scuire Harris	13:14	0-1	0-1	0-0	0 1 1	3 0	0	0	1	1	0	5	
10	Luke Goode	10:11	1-2	1-2	0-0	0 1 1	1 0	3	0	0	0	0	-5	
15	RJ Melendez	02:56	1-1	1-1	0-0	0 0 0	1 0	3	0	1	1	1	0	
Team						0 2 2		0						
Totals		29-61	7-27	16-20	7 25 32	17 16	81	13	8	7	3	1	-12	

Shooting By Period		
1st FG%	14-28	50.0%
3PT%	4-11	36.4%
FT%	9-9	88.9%
2nd FG%	15-33	45.5%
3PT%	3-16	18.8%
FT%	8-11	72.7%
GM FG%	29-61	47.5%
3PT%	7-27	25.9%
FT%	16-20	80.0%

Dead Ball Rebounds: 2, 0

Game 25 Recap – Penn State 93, Illinois 81

Terrence Shannon Jr. recorded a team-high 20 points and three steals in Illinois' 93-81 defeat to Penn State on the road. Five different Illini scored in double figures.

Ty Rodgers finished with a career-high 11 points and grabbed a team-high eight rebounds off the bench, his fourth straight outing with at least six boards. His four offensive rebounds tied his second-most in a conference game this season.

Jayden Epps and **Coleman Hawkins** each registered 12 points, while **Matthew Mayer** added 11 points and seven rebounds.

Penn St. - 93		Record: 15-11												
NO.	Name	Min	FG	3P	FT	Rebounds	Fouls	TP	AS	TO	ST	Blocks	+/-	
			M-A	M-A	M-A	OR DR TOT	PF FD					BS BA		
1	Seth Lundy	F 31:51	5-10	3-6	2-3	0 7 7	2 2	15	2	2	1	0	6	
3	Kebba Njie	F 12:18	1-1	0-0	1-2	1 4 5	3 1	3	0	0	0	1	0	
10	Andrew Funk	G 36:04	4-10	2-6	0-0	0 2 2	0 0	10	2	1	1	0	11	
11	Camren Wynter	G 22:35	2-3	0-1	0-0	0 2 2	2 1	4	0	1	0	0	-5	
22	Jalen Pickett	G 38:59	15-20	5-9	6-6	0 2 2	1 8	41	8	2	1	0	17	
0	Kanye Clary	22:23	4-8	1-2	3-4	0 3 3	2 3	12	0	0	0	2	12	
2	Myles Dread	21:18	1-3	1-3	0-0	0 1 1	0 0	3	0	0	0	0	13	
24	Michael Henn	05:00	1-1	0-0	0-0	1 1 2	3 0	2	0	1	0	0	1	
12	Evan Mahaffey	06:46	0-0	0-0	3-4	1 2 3	3 2	3	0	0	0	0	4	
5	Jameel Brown	02:46	0-1	0-1	0-0	0 0 0	0 0	0	1	0	0	0	-2	
Team						0 3 3		0						
Totals		33-57	12-28	15-19	3 27 30	16 17	93	13	7	3	1	3	12	

Shooting By Period		
1st FG%	20-32	62.5%
3PT%	10-18	55.6%
FT%	3-5	60%
2nd FG%	13-25	52.0%
3PT%	2-10	20.0%
FT%	12-14	85.7%
GM FG%	33-57	57.9%
3PT%	12-28	42.9%
FT%	15-19	78.9%

Dead Ball Rebounds: 0, 0

Points from		ILL		PSU		Period by Period Scoring				
Biggest lead	0 (1st 20:00)	17	(2nd 1:31)	Turnovers	7	17	1st	2nd	TOT	
Best Scoring Run	6 (1st 10:47)	7	(1st 14:10)	Paint	38	30	ILL	40	41	81
Lead Changes	0	Second Chance	11	4	ILL	40	41	81		
Times Tied	2	Fast Breaks	8	10	PSU	53	40	93		
Time with Lead	00:00	Bench	17	20						

GAME 26

#14/15 INDIANA 71, ILLINOIS 68

FEB. 18, 2023 // ASSEMBLY HALL // BLOOMINGTON, IND.



Official Basketball Box Score - Final
Illinois at Indiana
02/18/23 Simon Skjodt Assembly Hall, Bloomington, Ind.
2022-23 Men's Basketball

Game Time: 12:00 PM
Game Duration: 2:10
Attendance: 17,222

Illinois - 68		Record: 17-9 (8-7)												
NO.	Name	Min	FG	3P	FT	Rebounds	Fouls	TP	AS	TO	ST	Blocks	+/-	
			M-A	M-A	M-A	OR DR TOT	PF FD					BS BA		
24	Matthew Mayer	F 36:12	7-17	4-11	6-7	0 8 8	1 6	24	0	2	1	5	-12	
33	Coleman Hawkins	F 28:55	3-3	0-0	0-0	3 4 7	4 1	6	1	3	1	1	0	
42	Dain Dainja	F 23:52	5-8	0-0	1-3	3 2 5	4 4	11	1	3	2	1	-7	
3	Jayden Epps	G 34:34	3-11	1-4	5-6	0 1 1	1 0	3	12	2	3	0	-6	
15	RJ Melendez	G 13:48	0-6	0-2	2-2	3 0 3	2 1	2	1	0	0	0	-2	
12	Brandon Lieb	07:11	0-0	0-0	0-0	0 3 3	0 0	0	0	0	0	0	-4	
20	Ty Rodgers	26:32	2-7	0-0	0-0	2 3 5	2 2	4	2	1	1	1	4	
1	Scuire Harris	05:26	1-4	0-0	0-0	0 2 2	1 0	2	0	0	0	1	3	
10	Luke Goode	23:30	3-5	1-3	0-0	1 1 2	2 0	7	2	0	0	1	-3	
Team						0 1 1		0						
Totals		24-61	6-20	14-18	12 25 37	16 17	68	9	11	9	9	7	-3	

Shooting By Period		
1st FG%	15-35	42.9%
3PT%	6-12	50.0%
FT%	2-2	100%
2nd FG%	9-26	34.6%
3PT%	0-8	0.0%
FT%	12-16	75%
GM FG%	24-61	39.3%
3PT%	6-20	30.0%
FT%	14-18	77.8%

Dead Ball Rebounds: 2, 0

Game 26 Recap – #14 Indiana 71, Illinois 68

Illinois fought for all 40 minutes but ultimately fell just short in a 71-68 loss at No. 14 Indiana at Simon Skjodt Assembly Hall on Saturday afternoon.

Matthew Mayer finished with a team-high 24 point in the loss, bolstering the Illini offense in the absence of leading scorer **Terrence Shannon Jr.** who missed his first game of the season due to a concussion. Mayer recorded his 16th double-digit scoring performance of the season while knocking down four 3-pointers and registering team-highs with eight rebounds and five blocks, plus one steal.

Jayden Epps recorded 12 points, nine of which came in the second half. Epps made a team-high three steals and two assists.

Dain Dainja tallied 11 points, five rebounds, and two steals, and he helped guide the Illini to 32 points in the paint.

Ty Rodgers continued to positively impact the game on both ends of the floor with four points, five rebounds, two assists, one block, and one steal off the bench.

Coleman Hawkins notched six points, seven rebounds, one block, and one steal, while **Luke Goode** put together a season-high seven-point performance.

The Illini forced nine blocks, their most in a road game this season, and nine steals.

Indiana - 71		Record: 19-8 (10-6)												
NO.	Name	Min	FG	3P	FT	Rebounds	Fouls	TP	AS	TO	ST	Blocks	+/-	
			M-A	M-A	M-A	OR DR TOT	PF FD					BS BA		
12	Miller Kopp	F 31:06	4-6	4-5	0-0	1 2 3	4 0	12	2	0	1	0	9	
23	Trayce Jackson-Davis	F 37:19	12-19	0-0	2-5	4 8 12	1 7	26	2	5	3	5	3	
25	Race Thompson	F 22:14	4-7	0-0	2-4	3 3 6	1 3	10	1	1	1	0	2	
1	Jalen Hood-Schifino	G 37:10	5-17	1-3	2-2	0 7 7	3 3	13	3	5	0	0	6	
32	Trey Galloway	G 31:22	1-6	0-1	0-0	2 0 2	3 1	2	5	0	1	0	2	
5	Malik Reneau	16:54	2-3	0-0	0-0	2 1 3	3 0	4	1	1	1	0	3	
53	Tamar Bates	16:39	1-6	0-2	2-2	1 0 1	0 1	4	1	1	1	0	-9	
22	Jordan Geronimo	03:33	0-1	0-0	0-0	0 0 0	1 0	0	0	0	0	1	0	
10	Kaleb Banks	03:43	0-1	0-0	0-0	0 1 1	1 0	0	0	0	0	0	-4	
Team						2 4 6		0						
Totals		29-66	5-11	8-13	15 26 41	17 15	71	15	14	8	7	9	3	

Shooting By Period		
1st FG%	14-30	46.7%
3PT%	2-6	33.3%
FT%	5-6	83.3%
2nd FG%	15-36	41.7%
3PT%	3-5	60.0%
FT%	3-7	42.9%
GM FG%	29-66	43.9%
3PT%	5-11	45.5%
FT%	8-13	61.5%

Dead Ball Rebounds: 2, 1

Points from		ILL		IU		Period by Period Scoring				
Biggest lead	9 (2nd 16:30)	5	(1st 13:26)	Turnovers	16	7	1st	2nd	TOT	
Best Scoring Run	8 (1st 8:11)	7	(1st 3:10)	Paint	32	38	ILL	38	30	68
Lead Changes	4	Second Chance	11	18	ILL	35	36	71		
Times Tied	10	Fast Breaks	19	11						
Time with Lead	26:01	Bench	13	8						

GAME 27 ILLINOIS 78, MINNESOTA 69

FEB. 20, 2023 // STATE FARM CENTER // CHAMPAIGN, ILL.



Official Basketball Box Score - Final
Minnesota at Illinois
02/20/23 State Farm Center, Champaign, Ill.
2022-23 Men's Basketball

Game Time: 8:00 PM
Game Duration: 2:00
Attendance: 15,544

Officials: Paul Szecik, Rob Kueneman, Brian McNutt

Minnesota - 69		Record: 7-18 (1-14)													
NO.	Name	Min	FG	3P	FT	Rebounds	Fouls	TP	AS	TO	ST	Blocks	+	-	
			M-A	M-A	M-A	OR DR TOT	PF PD					BS BA			
1	Joshua Ola-Joseph	F	33:21	5-6	0-0	1-2	0 1 1	1 2	11	0	2	0	1	0	-4
3	Dawson Garcia	F	30:06	8-16	1-3	1-2	1 7 8	3 4	18	2	0	2	0	-13	
10	Jamison Battle	F	39:13	11-20	4-9	5-5	0 6 6	4 4	31	3	1	0	0	-11	
24	Jaden Henley	G	27:33	2-4	1-1	2-2	0 3 3	3 3	7	0	1	1	0	-4	
55	Ta'lon Cooper	G	37:09	1-9	0-2	0-1	2 2 4	3 1	2	6	3	1	0	-6	
4	Braeden Carrington	F	17:47	0-2	0-2	0-1	2 4 6	1 1	0	2	0	0	0	-6	
21	Pharrel Payne	G	12:00	0-0	0-0	0-2	1 2 3	4 3	0	0	1	0	0	-10	
0	Taurus Samuels		02:51	0-0	0-0	0-0	0 1 1	0 0	0	1	0	1	0	-3	
Team							1 0 1			0	1				
Totals			27:57	6:17	9:15	7 26 33	20 18	69	14	9	5	1	2	-9	

Shooting By Period	
1st FG%	13.27 48.1%
3PT%	1.6 16.7%
FT%	2.5 40%
2nd FG%	14.30 46.7%
3PT%	5.11 45.5%
FT%	7.10 70%
GM FG%	27.57 47.4%
3PT%	6.17 35.3%
FT%	9.15 60.0%

Dead Ball Rebounds: 2, 1

Illinois - 78		Record: 18-9 (9-7)												
NO.	Name	Min	FG	3P	FT	Rebounds	Fouls	TP	AS	TO	ST	Blocks	+	-
			M-A	M-A	M-A	OR DR TOT	PF PD					BS BA		
24	Matthew Mayer	F	34:13	7-14	2-7	6-9	2 5 7	2 3	22	2	2	2	0	1
33	Coleman Hawkins	F	35:37	6-12	3-8	1-2	0 7 7	4 2	16	3	1	1	0	14
42	Dain Daijia	F	23:25	4-8	0-0	4-9	1 3 4	2 10	12	1	2	0	0	7
3	Jayden Epps	G	29:30	6-11	4-6	1-2	0 1 1	2 1	17	0	1	1	0	5
15	RJ Melendez	G	31:28	4-8	1-4	1-2	3 8 11	3 1	10	0	1	0	1	8
20	Ty Rodgers	G	16:35	0-0	0-0	0-0	3 1 4	4 0	0	0	0	0	0	12
1	Scencire Harris	G	13:01	0-2	0-1	1-2	1 1 2	0 1	1	1	1	0	1	0
10	Luke Goode	F	16:11	0-1	0-0	0-0	1 1 1	1 0	0	1	0	0	0	-3
Team							0 0 0		0	0				
Totals			27:56	10:26	14:26	10 27 37	18 18	78	8	8	4	2	1	9

Shooting By Period	
1st FG%	13.30 43.3%
3PT%	3.11 27.3%
FT%	6.12 50%
2nd FG%	14.26 53.8%
3PT%	7.15 46.7%
FT%	8.14 57.1%
GM FG%	27.56 48.2%
3PT%	10.26 38.5%
FT%	14.26 53.8%

Dead Ball Rebounds: 4, 0

MIN		ILL	
Biggest lead	0 (1 st 20:00)	16 (2 nd 11:03)	
Best Scoring Run	6 (1 st 7:35)	11 (2 nd 17:49)	
Lead Changes	0		
Times Tied	1		
Time with Lead	00:00	38:42	

Points from		MIN		ILL	
Turnovers	6	10			
Paint	30	30			
Second Chance	7	13			
Fast Breaks	0	6			
Bench	0	1			

Period by Period Scoring	
	1st 2nd TOT
MIN	29 40 69
ILL	35 43 78

Game 27 Recap – Illinois 78, Minnesota 69

Illinois used a balanced scoring effort, powered by double-digit scoring efforts from all five starters - to beat Minnesota, 78-69, at State Farm Center.

Matthew Mayer scored a team-high 22 points, his third straight double-digit scoring outing, while also recording seven rebounds, two assists, and a team-high two steals.

RJ Melendez notched his first double-double (12 points and 11 rebounds) in his second straight start, and **Jayden Epps** hit four 3-pointers en route to a 17-point night. **Coleman Hawkins** registered 16 points, including three 3-pointers, while also grabbing seven rebounds and dishing out three assists. **Dain Daijia** caused problems in the paint all night, recording 12 points and four rebounds.

The Illini hit 10 three-pointers in the win, matching the team's highest mark in conference play this season.

Illinois carried a 35-29 advantage into halftime, led by a team-high 11 points from Hawkins. The Illini grabbed seven offensive rebounds and tallied seven second-chance points during the first 20 minutes of action.

Epps recorded the Illini's first eight points of the second half to push the Illinois lead to 14 points just over two minutes into the frame. The Illini started heating up from three later in the half, with Hawkins, Mayer, and Epps all getting their triples to fall as the hosts used runs of 10-2 and 7-2 to take a 15-point advantage with under eight minutes to play.

After Minnesota cut its deficit to single digits with under five minutes to play, Melendez knocked down a contested three with the shot clock winding down to put Illinois back in front by double digits less than 30 seconds later.

The Melendez 3-pointer started a 10-3 Illini run, a stretch that featured dunks from Mayer, Melendez, and Hawkins. Illinois retook its game-high 16-point lead following the two-minute stretch with just over two minutes to play.

GAME 28 ILLINOIS 66, #21/22 NORTHWESTERN 62

FEB. 23, 2023 // STATE FARM CENTER // CHAMPAIGN, ILL.



Official Basketball Box Score - Final
Northwestern at Illinois
02/23/23 State Farm Center, Champaign, Ill.
2022-23 Men's Basketball

Game Time: 8:00 PM
Game Duration: 2:03
Attendance: 15,544

Officials: Brian Dorsey, Kelly Pfeifer, Clarence Armstrong

Northwestern - 62		Record: 20-8 (11-6)												
NO.	Name	Min	FG	3P	FT	Rebounds	Fouls	TP	AS	TO	ST	Blocks	+	-
			M-A	M-A	M-A	OR DR TOT	PF PD					BS BA		
31	Robbie Beran	F	15:48	1-3	1-2	0-0	0 2 2	3 1	3	0	0	1	1	0
34	Matthew Nicholson	C	25:30	0-1	0-0	2-4	2 3 5	2 3	2	2	0	1	1	-1
0	Boo Bue	G	34:55	12-24	6-11	5-6	1 2 3	1 8	35	0	3	0	0	-2
1	Chase Audige	G	38:00	3-14	1-3	0-0	2 1 3	3 1	7	2	4	4	0	2
3	Ty Berry	G	35:49	1-4	0-3	0-0	0 7 7	3 2	2	0	3	3	0	-6
10	Tyodus Verhoeven	F	14:30	1-2	0-0	0-0	2 0 2	5 0	2	2	0	1	0	-3
13	Brooks Barnhizer	F	32:12	4-9	1-2	2-2	2 4 6	1 1	11	1	0	1	0	-7
2	Nick Martinelli	F	03:16	0-2	0-0	0-0	1 0 1	0 0	0	0	0	0	1	-8
Team							2 0 2		0	0				
Totals			22:63	9:21	9:12	12 19 31	18 16	62	7	10	11	2	6	-4

Shooting By Period	
1st FG%	13.37 35.1%
3PT%	8.16 50.0%
FT%	3.3 100%
2nd FG%	9.26 34.6%
3PT%	1.5 20.0%
FT%	6.9 66.7%
GM FG%	22.63 34.9%
3PT%	9.21 42.9%
FT%	9.12 75.0%

Dead Ball Rebounds: 0, 1

Illinois - 66		Record: 19-9 (10-7)												
NO.	Name	Min	FG	3P	FT	Rebounds	Fouls	TP	AS	TO	ST	Blocks	+	-
			M-A	M-A	M-A	OR DR TOT	PF PD					BS BA		
24	Matthew Mayer	F	32:35	2-9	2-7	8-10	1 7 8	2 4	14	2	6	0	2	1
33	Coleman Hawkins	F	30:46	3-9	0-5	0-0	2 2 4	1 2	6	0	0	3	1	11
42	Dain Daijia	F	14:46	1-2	0-0	1-2	2 3 5	0 5	3	0	3	0	1	-12
3	Jayden Epps	G	14:27	0-5	0-3	0-0	0 1 1	1 0	0	1	0	1	0	0
15	RJ Melendez	G	17:17	2-4	1-2	0-0	1 5 6	1 0	5	1	1	1	0	-11
0	Terrence Shannon Jr.	F	28:35	8-10	4-5	6-9	0 1 1	3 6	26	0	3	1	1	0
1	Scencire Harris	G	23:40	3-4	0-0	0-0	2 2 2	3 0	6	1	1	0	0	10
20	Ty Rodgers	G	29:30	3-5	0-0	0-0	2 6 8	4 1	6	1	1	0	0	9
10	Luke Goode	F	07:26	0-2	0-2	0-0	0 1 1	1 0	0	0	1	0	1	-8
12	Brandon Lieb	F	00:58	0-0	0-0	0-0	0 0 0	0 0	0	0	0	0	0	-3
Team							2 2 4		0	0				
Totals			22:50	7:24	15:21	10 30 40	16 18	66	6	16	6	6	2	4

Shooting By Period	
1st FG%	9.26 34.6%
3PT%	0.11 0.0%
FT%	1.4 25%
2nd FG%	13.24 54.2%
3PT%	7.13 53.8%
FT%	14.17 82.4%
GM FG%	22.50 44.0%
3PT%	7.24 29.2%
FT%	15.21 71.4%

Dead Ball Rebounds: 4, 2

NOR		ILL	
Biggest lead	18 (1 st 0:52)	4 (2 nd 0:02)	
Best Scoring Run	12 (2 nd 11:11)	11 (2 nd 7:19)	
Lead Changes	1		
Times Tied	3		
Time with Lead	35:55	01:41	

Points from		NOR		ILL	
Turnovers	13	16			
Paint	26	24			
Second Chance	13	13			
Fast Breaks	0	6			
Bench	13	38			

Period by Period Scoring	
	1st 2nd TOT
NOR	37 25 62
ILL	19 47 66

Game 28 Recap – Illinois 66, #21 Northwestern 62

Illinois overcame an 18-point deficit, including a 16-point hole in the final 11 minutes, to take down No. 21 Northwestern, 66-62, at State Farm Center.

The Illini outscored the Wildcats 47-25 in the second half, holding Northwestern to just one 3-pointer in the final 20 minutes, while the Illini got hot from deep, knocking down seven triples after halftime.

Terrence Shannon Jr. was electric in the second half, scoring 24 of his team-high 26 points after the break. Shannon went 7-for-8 from the field and knocked down all four of his 3-point attempts in the period. **Matthew Mayer** registered all 14 of his points in the second half, making all eight of his free throw attempts in the final frame.

Coleman Hawkins finished with six points, but his effort on the defensive end changed the game. Hawkins notched a team-high three steals and made the game-saving block in the final seconds to secure the victory.

The Illini freshmen played big minutes down the stretch. **Scencire Harris** tallied six points, including the game-tying layup with three minutes to play, while **Ty Rodgers** recorded six points and grabbed eight rebounds, including two on the offensive glass.

The Illini used an 14-2 run – including 3-pointers from **RJ Melendez**, Shannon, and Mayer – to cut the deficit to four points with seven minutes left.

Three minutes later, with Northwestern ahead by seven, Shannon knocked down his fourth triple, grabbed a steal on the next possession, and made a layup on the other end to pull Illinois within two points with under four minutes to play. Those five points were the first in a 9-0 Illini run, as the hosts took their first lead of the game on a Harris layup and two Mayer free throws.

With Illinois ahead by two and Northwestern in possession, Hawkins recorded a block with two seconds to play to thwart a potential game-tying shot. Shannon's two free throws in the final seconds secured the Illini victory.

GAME 29 OHIO STATE 72, ILLINOIS 60

FEB. 26, 2023 // VALUE CITY ARENA // COLUMBUS, OHIO



Official Basketball Box Score - Final
Illinois at Ohio State
02/26/23 Value City Arena, Columbus, Ohio
Ohio State vs. Illinois

Game Time: 12:00 PM
Game Duration: 2:20
Attendance: 14,212

Officials: Paul Szec, Terry Oglesby, Courtney Green

Illinois - 60																
Record: 19-10 (10-6)																
NO.	Name	Min	FG	3P	FT	Rebounds	Fouls	TP	AS	TO	ST	Blocks				
			M-A	M-A	M-A	OR DR TOT	PF FD					BS BA +/-				
24	Matthew Mayer	F	31:06	4-11	3-10	0-0	0 3 3	2	2	11	1	0	2	0	-5	
33	Coleman Hawkins	F	38:03	6-13	2-5	0-1	2 5 7	0	1	14	2	3	2	1	0	-8
42	Dain Dainja	F	08:35	0-2	0-0	0-0	1 0 1	0	1	0	0	0	1	0	-9	
0	Terrence Shannon Jr.	G	28:38	3-12	0-3	4-4	1 3 4	5	2	10	2	4	0	0	1	2
3	Jayden Epps	G	23:25	3-10	1-6	3-4	2 0 2	2	2	10	1	2	0	0	1	-4
10	Luke Goode	G	07:03	1-3	0-2	0-0	0 0 0	1	0	2	0	0	0	1	0	-6
20	Ty Rodgers	G	27:52	2-4	0-0	2-4	1 3 4	1	5	6	1	1	1	0	0	-6
1	Sencire Harris	G	12:51	1-4	0-3	0-0	0 2 2	1	0	2	1	0	0	0	0	-4
15	RJ Melendez	G	22:27	2-2	0-0	1-1	0 2 2	1	1	5	0	0	0	0	0	-20
Team						2 1 3				0		0				
Totals			22:61	6-29	10-14	9 19 28	13 14	60	8	11	4	4	3	12		

Shooting By Period		
1st FG%	11-30	36.7%
3PT%	5-15	33.3%
FT%	2-5	40%
2nd FG%	11-31	35.5%
3PT%	1-14	7.1%
FT%	8-9	88.9%
GM FG%	22-61	36.1%
3PT%	6-29	20.7%
FT%	10-14	71.4%

Dead Ball Rebounds: 2, 0

Technical Fouls: NONE

Ohio State - 72																
Record: 12-17 (4-14)																
NO.	Name	Min	FG	3P	FT	Rebounds	Fouls	TP	AS	TO	ST	Blocks				
			M-A	M-A	M-A	OR DR TOT	PF FD					BS BA +/-				
10	Brice Sensabaugh	F	27:29	5-11	0-4	4-4	0 6 6	0	3	14	2	3	0	1	2	12
14	Justice Sueing	F	36:48	6-14	0-2	2-2	3 8 11	2	1	14	2	0	1	1	1	7
34	Felix Okpara	C	08:17	2-3	0-0	0-0	0 1 1	1	0	4	0	2	1	1	1	4
1	Roddy Gayle Jr.	G	30:23	1-5	0-1	0-0	0 2 2	4	1	2	2	1	2	0	0	7
2	Bruce Thornton	G	34:04	8-11	1-2	3-4	1 4 5	2	6	20	2	1	0	0	0	9
4	Sean McNeil	G	19:14	4-8	1-4	0-0	0 1 1	1	0	9	0	1	0	0	0	10
13	Isaac Likekele	G	26:25	0-0	0-0	0-0	0 4 4	3	1	0	2	3	0	0	0	7
3	Eugene Brown III	G	17:20	4-4	1-1	0-0	2 2 4	2	1	9	0	1	2	0	0	4
Team						2 4 6				0		3				
Totals			30:56	3-14	9-10	8 32 40	15 13	72	10	15	6	3	4	12		

Shooting By Period		
1st FG%	17-28	60.7%
3PT%	3-7	42.9%
FT%	4-4	100%
2nd FG%	13-28	46.4%
3PT%	0-7	0.0%
FT%	5-6	83.3%
GM FG%	30-56	53.6%
3PT%	3-14	21.4%
FT%	9-10	90.0%

Dead Ball Rebounds: 0, 0

Technical Fouls: Brown III 2nd 13:30

	ILL	OSU
Biggest lead	5 (1st 18:53)	15 (1st 0:29)
Best Scoring Run	10 (2nd 15:11)	9 (1st 10:38)
Lead Changes	1	
Times Tied	1	
Time with Lead	02:31	36:29

Points from	ILL	OSU
Turnovers	9	12
Paint	28	46
Second Chance	10	11
Fast Breaks	11	6
Bench	15	18

	Period by Period Scoring		
	1st	2nd	TOT
ILL	29	31	60
OSU	41	31	72

Game 29 Recap – Ohio State 72, Illinois 60

Illinois could not overcome a double-digit halftime deficit and dropped its penultimate conference road game at Ohio State, 72-60.

The Illini cut their deficit to a single point with under seven minutes to play, but their comeback came up just short in the road defeat.

Illinois made four blocks in the loss, which pushed the Illini to their most blocked shots in a season in program history.

Four Illinois scorers finished in double figures, with **Coleman Hawkins** leading the way with 14 points. Hawkins also grabbed a team-high seven rebounds and two steals.

Matthew Mayer registered 11 points and knocked down three 3-pointers.

Jayden Epps and **Terrence Shannon Jr.** both recorded 10 points, combining for 15 points in the second half.

GAME 30 ILLINOIS 91, MICHIGAN 87 (2OT)

MARCH 2, 2023 // STATE FARM CENTER // CHAMPAIGN, ILL.



Official Basketball Box Score - Final
Michigan at Illinois
03/02/23 State Farm Center, Champaign, Ill.
2022-23 Men's Basketball

Game Time: 6:00 PM
Game Duration: 2:38
Attendance: 15,544

Officials: DJ Carstensen, Larry Scrotto, Roger Ayers

Michigan - 87															
Record: 17-13 (11-8)															
NO.	Name	Min	FG	3P	FT	Rebounds	Fouls	TP	AS	TO	ST	Blocks			
			M-A	M-A	M-A	OR DR TOT	PF FD					BS BA +/-			
42	Will Tschetter	F	09:00	0-0	0-0	0 2 2	4 0	0	0	1	0	0	0	5	
1	Hunter Dickinson	C	45:24	14-21	1-1	2-5	3 13 16	3 4	31	3	5	0	3	0	-4
0	Dug McDaniel	G	47:22	3-10	1-4	2-3	0 2 2	2 3 9	4	1	0	0	0	0	-4
2	Kobe Bulkin	G	43:27	7-15	3-4	6-8	0 6 6	2 6 23	0	1	1	1	1	1	0
13	Jett Howard	G	43:55	5-12	3-8	2-2	0 5 5	5 2 15	1	1	0	1	1	1	-4
5	Terrence Williams II	F	19:27	2-5	0-0	2-2	3 2 5	2 1 6	0	0	0	0	1	1	-12
15	Joey Baker	F	10:56	0-5	0-4	0-0	0 2 2	2 0 0	0	0	0	0	0	0	0
32	Tarris Reed Jr.	G	25:45	0-2	0-0	3-4	2 4 6	5 2 3	0	1	0	1	1	3	0
25	Jace Howard	G	04:44	0-0	0-0	0-0	1 0 1	0 1 0	0	1	0	0	0	0	-4
Team						0 1 1				0		0			
Totals			31:70	8-21	17-24	9 37 46	25 19	87	8	12	1	7	4	-4	

Shooting By Period		
1st FG%	11-30	36.7%
3PT%	3-8	37.5%
FT%	6-8	75%
2nd FG%	14-27	51.9%
3PT%	4-7	57.1%
FT%	7-11	63.6%
3OT FG%	6-13	46.2%
3PT%	1-6	16.7%
FT%	4-5	80%
GM FG%	31-70	44.3%
3PT%	8-21	38.1%
FT%	17-24	70.8%

Dead Ball Rebounds: 3, 0

Technical Fouls: NONE

Illinois - 91															
Record: 20-10 (11-8)															
NO.	Name	Min	FG	3P	FT	Rebounds	Fouls	TP	AS	TO	ST	Blocks			
			M-A	M-A	M-A	OR DR TOT	PF FD					BS BA +/-			
24	Matthew Mayer	F	39:36	8-20	4-11	4-7	0 7 7	2 4 0	0	0	1	1	0	-6	
33	Coleman Hawkins	F	48:42	3-9	0-0	0-1	1 6 7	4 2 6	2	1	2	0	0	6	
42	Dain Dainja	F	17:05	4-7	0-0	0-0	1 3 4	3 0 8	0	2	2	1	0	-11	
0	Terrence Shannon Jr.	G	43:40	4-14	0-5	13-16	2 5 7	2 12 21	4	2	1	1	4	5	
15	RJ Melendez	G	32:22	3-6	1-1	5-5	2 2 4	3 3 12	2	2	0	0	0	-6	
1	Sencire Harris	G	21:58	1-5	0-0	0-0	0 3 3	3 0 2	0	0	0	1	0	2	
10	Luke Goode	G	12:08	1-2	0-1	2-2	1 3 4	0 2 4	0	0	0	1	0	0	9
20	Ty Rodgers	G	32:50	6-9	0-0	2-3	5 2 7	2 2 14	1	2	1	1	0	16	
12	Brandon Lieb	G	01:39	0-0	0-0	0-0	0 0 0	0 0 0	0	0	0	0	0	-1	
Team						0 2 2				0		0			
Totals			30:72	5-18	26-34	12 33 45	19 25	91	9	7	9	4	7	4	

Shooting By Period		
1st FG%	12-33	36.4%
3PT%	2-8	25.0%
FT%	7-10	70%
2nd FG%	10-25	40.0%
3PT%	2-4	50.0%
FT%	15-16	93.8%
3OT FG%	8-14	57.1%
3PT%	1-6	16.7%
FT%	4-8	50%
GM FG%	30-72	41.7%
3PT%	5-18	27.8%
FT%	26-34	76.5%

Dead Ball Rebounds: 1, 1

Technical Fouls: Mayer 1st 9:11

	MIC	ILL
Biggest lead	7 (1st OT 1:49)	9 (2nd 13:24)
Best Scoring Run	10 (2nd 7:47)	12 (2nd OT 3:43)
Lead Changes	11	
Times Tied	9	
Time with Lead	22:42	21:54

Points from	MIC	ILL
Turnovers	12	13
Paint	32	46
Second Chance	9	15
Fast Breaks	0	6
Bench	9	20

	Period by Period Scoring				
	MIC	31	39	11	6
ILL	33	37	11	10	91

Game 30 Recap – Illinois 91, Michigan 87 (2OT)

On a night when the Fighting Illini honored the contributions of **Terrence Shannon Jr.** and **Matthew Mayer** in a pre-game Senior Night ceremony, the duo did what they have done all season in leading Illinois to a thrilling 91-87 double-overtime victory over Michigan at State Farm Center.

Mayer poured in 24 points and Shannon added 21 to push Illinois past the Wolverines, securing the Illini's fourth consecutive 20-win season in front of a 12th sellout crowd in the regular-season home finale.

Not only did the duo each eclipse the 20-point mark in the win, but both came up clutch in huge late-game situations, combining to score 17 of the Orange and Blue's 21 points across the two overtime periods.

Freshman **Ty Rodgers** and sophomore **RJ Melendez** also scored in double-figures for the Illini. Rodgers posted a career-most 14 points off the bench while Melendez, who returned to the starting lineup in place of freshman guard **Jayden Epps**, added 12.

Each of the eight Illini that played more than 2 minutes contributed offensively. **Coleman Hawkins** posted six points while also matching Mayer, Rodgers, and Shannon with a team-high seven rebounds. **Dain Dainja** recorded eight points and four boards, **Luke Goode** added four points and **Sencire Harris** tallied an emphatic two on a monster dunk that shifted momentum in the Illini's favor late in the first half of the back-and-forth battle.

GAME 31

#5/5 PURDUE 76, ILLINOIS 71

MARCH 5, 2023 // MACKAY ARENA // WEST LAFAYETTE, IND.



Official Basketball Box Score - Final
Illinois at Purdue
 03/05/23 Mackay Arena, West Lafayette
 2022-23 Men's Basketball

Game Time: 12:30 PM
 Game Duration: 2:17
 Attendance: 14,876

Officials: Paul Szleb, Ron Groover, Lamar Simpson

Illinois - 71																		
Record: 20-11 (11-9)																		
NO.	Name	Min	FG	3P	FT	Rebounds			Fouls		TP	AS	TO	ST	Blocks		+/-	
			M-A	M-A	M-A	OR	DR	TOT	PF	FD					BS	BA		
24	Matthew Mayer	F 32:03	5-14	1-10	5-7	0	6	6	0	5	16	1	2	2	0	0	-7	
33	Coleman Hawkins	F 29:38	2-5	1-3	1-4	1	3	4	2	2	6	6	1	1	2	0	12	
42	Dain Dairija	F 16:57	3-4	0-0	1-1	1	1	2	4	2	7	0	1	0	1	1	-7	
0	Terrence Shannon Jr.	G 33:14	4-7	2-3	3-3	0	1	1	5	2	13	2	6	0	1	0	-4	
15	RJ Melendez	G 27:44	1-5	0-1	5-6	3	1	4	4	4	7	2	1	2	2	1	-5	
1	Sencire Harris	20:46	5-8	1-3	0-1	3	2	5	3	1	11	0	0	1	0	0	-2	
20	Ty Rodgers	22:02	0-1	0-0	1-2	1	2	3	2	1	1	2	2	1	0	0	0	
10	Luke Goode	15:57	4-6	2-2	0-0	1	2	3	3	0	10	0	1	1	1	0	-5	
12	Brandon Lieb	01:39	0-0	0-0	0-0	0	0	0	0	0	0	0	0	0	0	0	-7	
Team						0			2		2		0		1			
Totals			24-50	7-22	16-24	10	20	30	23	17	71	13	15	8	7	2	-5	

Shooting By Period		
1 st FG%	10-25	40.0%
3PT%	1-8	12.5%
FT%	5-6	83.3%
2 nd FG%	14-25	56.0%
3PT%	6-14	42.9%
FT%	11-18	61.1%
GM FG%	24-50	48.0%
3PT%	7-22	31.8%
FT%	16-24	66.7%

Dead Ball Rebounds: 7, 1

Technical Fouls: NONE

Purdue - 76																		
Record: 26-5 (15-5)																		
NO.	Name	Min	FG	3P	FT	Rebounds			Fouls		TP	AS	TO	ST	Blocks		+/-	
			M-A	M-A	M-A	OR	DR	TOT	PF	FD					BS	BA		
0	Mason Gillis	F 17:02	2-4	0-2	3-4	2	1	3	0	2	7	1	1	1	0	0	-4	
15	Zach Edey	C 26:44	6-13	0-0	5-7	3	3	6	3	6	17	2	2	0	1	2	-10	
2	Fletcher Loyer	G 25:54	0-4	0-3	4-4	0	0	0	4	2	4	3	1	1	0	2	24	
3	Braden Smith	G 31:18	6-9	2-2	1-2	0	1	1	1	1	15	3	2	1	0	2	17	
5	Brandon Newman	G 34:28	5-10	3-8	6-8	2	4	6	4	6	19	5	1	3	0	0	8	
1	Caleb Furst	22:58	1-3	0-1	0-1	4	2	6	2	4	2	1	0	0	1	0	9	
25	Ethan Morton	20:06	1-3	0-1	0-0	1	2	3	1	1	2	0	2	4	0	1	-18	
4	Trey Kaufman-Renn	12:48	3-4	1-1	1-2	0	2	2	1	1	8	0	1	1	0	0	11	
14	David Jenkins Jr.	08:42	1-3	0-0	0-0	0	1	1	1	0	2	0	1	0	0	0	-12	
Team						1			0		1		0		0			
Totals			25-53	6-18	20-28	13	16	29	17	23	76	15	11	11	2	7	5	

Shooting By Period		
1 st FG%	18-29	62.1%
3PT%	6-12	50.0%
FT%	5-8	62.5%
2 nd FG%	7-24	29.2%
3PT%	0-6	0.0%
FT%	15-20	75%
GM FG%	25-53	47.2%
3PT%	6-18	33.3%
FT%	20-28	71.4%

Dead Ball Rebounds: 2, 1

Technical Fouls: NONE

	ILL	PUR
Biggest lead	0 (1 st 20:00)	24 (2 nd 18:44)
Best Scoring Run	8 (2 nd 2:50)	11 (1 st 17:01)
Lead Changes	0	
Times Tied	1	
Time with Lead	00:00	39:16

Points from	ILL	PUR
Turnovers	20	23
Paint	32	36
Second Chance	11	10
Fast Breaks	8	13
Bench	22	14

	Period by Period Scoring		
	1st	2nd	TOT
ILL	26	45	71
PUR	47	29	76

Game 23 Recap – #5 Purdue 76, Illinois 71

Illinois overcame a 24-point second-half deficit to tie the game with just over a minute to play, but the Illini ultimately fell to No. 5 Purdue, 76-71, in their regular-season finale at Mackey Arena on Sunday afternoon.

The Illini outscored the Boilermakers, 45-29, in the second half and held the hosts without a 3-pointer for the final 21 minutes of play, but they could not pull off the comeback road win.

The Illinois bench changed the game, including an 11-point effort from **Sencire Harris**. Harris provided a spark in the first half, scoring seven of the team's first 13 points, while he finished with five rebounds, including three on the offensive glass, and one steal.

Luke Goode came to play in the second half, registering a career-high 10 points and making both of his 3-point attempts. Goode also grabbed three rebounds and tallied one block and one steal.

Coleman Hawkins played a big role in holding Purdue's Zach Edey to 17 points on 6-for-13 shooting. Hawkins ended his day with a team-high +12, and he also recorded four rebounds, a team-high six assists, two blocks, and one steal.

Matthew Mayer finished with a team-high 16 points and six rebounds, while he also notched two steals.

RJ Melendez continued his recent resurgence with seven points, four rebounds, two assists, two blocks, and two steals.

Terrence Shannon Jr. knocked down two 3-pointers and finished with 13 points, two assists, and one block.

2022-23 STATISTICS – BIG TEN GAMES



2022-23 Illinois Men's Basketball Combined Team Statistics In Conference games

Game Records

Record	Overall	Home	Away	Neutral
ALL GAMES	11-9	8-2	3-7	0-0
CONFERENCE	11-9	8-2	3-7	0-0
NON-CONFERENCE	0-0	0-0	0-0	0-0

Score by Periods

Team	1st	2nd	OT	TOT
Illinois	642	760	21	1423
Opponents	702	662	17	1381

Team Box Score

No.	Player				Total		3-Point		F-Throw		Rebounds											
		GP-GS	MIN	AVG	FG-FGA	FG%	3FG-3FGA	3FG%	FT-FTA	FT%	OFF	DEF	TOT	AVG	PF	DQ	A	TO	BLK	STL	PTS	AVG
0	SHANNON JR., Terrence	18-17	587:16	32.6	86-205	.420	23-79	.291	92-113	.814	18	58	76	4.2	52	5	48	50	10	22	287	15.9
24	MAYER, Matthew	20-20	591:41	29.6	90-221	.407	47-140	.336	69-90	.767	17	99	116	5.8	51	2	21	30	30	12	296	14.8
33	HAWKINS, Coleman	20-20	690:49	34.5	77-177	.435	24-85	.282	23-40	.575	41	87	128	6.4	42	0	50	36	22	18	201	10.1
3	EPPS, Jayden	18-10	473:06	26.3	68-169	.402	17-69	.246	21-28	.750	5	29	34	1.9	30	1	29	26	4	11	174	9.7
42	DAINJA, Dain	20-18	432:32	21.6	73-124	.589	0-0	.000	26-50	.520	36	70	106	5.3	41	0	10	28	22	11	172	8.6
55	CLARK, Skyy	3-2	83:43	27.9	7-19	.368	4-12	.333	1-2	.500	2	11	13	4.3	5	0	6	6	1	0	19	6.3
15	MELENDEZ, RJ	19-7	417:08	22.0	35-92	.380	11-43	.256	22-28	.786	21	48	69	3.6	31	0	16	13	6	9	103	5.4
20	RODGERS, Ty	20-0	352:24	17.6	36-64	.563	0-0	.000	9-21	.429	40	53	93	4.7	36	0	17	15	5	12	81	4.1
10	GOODE, Luke	8-0	97:44	12.2	10-22	.455	4-12	.333	2-2	1.000	3	9	12	1.5	9	0	3	2	4	3	26	3.3
1	HARRIS, Sencire	20-6	288:52	14.4	26-64	.406	3-17	.176	1-5	.200	9	31	40	2.0	33	0	16	11	5	16	56	2.8
22	WARDEN, Paxton	3-0	02:52	1.0	1-1	1.000	0-0	.000	0-0	.000	0	0	0	0.0	0	0	0	0	0	0	2	0.7
12	LIEB, Brandon	9-0	28:00	3.1	3-4	.750	0-0	.000	0-1	.000	1	4	5	0.6	4	0	1	2	2	0	6	0.7
25	PERRIN, Zacharie	1-0	01:57	2.0	0-0	.000	0-0	.000	0-2	.000	0	0	0	0.0	1	0	0	0	0	0	0	0.0
5	REDD, AJ	2-0	01:55	1.0	0-1	.000	0-0	.000	0-0	.000	0	0	0	0.0	0	0	0	0	0	0	0	0.0
Team											16	23	39					9				
Total		20	4050		512-1163	.440	133-457	.291	266-382	.696	209	522	731	36.6	335	8	217	228	111	114	1423	71.2
Opponents		20	4050		505-1168	.432	127-359	.354	244-342	.713	182	488	670	33.5	349	6	210	213	57	121	1381	69.1

Team Statistics

	ILLINI	OPP
Scoring	1423	1381
Points per game	71.2	69.1
Scoring margin	+2.1	-
Field goals-att	512-1163	505-1168
Field goal pct	.440	.432
3 point fg-att	133-457	127-359
3-point FG pct	.291	.354
3-pt FG made per game	6.7	6.4
Free throws-att	266-382	244-342
Free throw pct	.696	.713
F-Throws made per game	13.3	12.2
Rebounds	731	670
Rebounds per game	36.6	33.5
Rebounding margin	+3.1	-
Assists	217	210
Assists per game	10.9	10.5
Turnovers	228	213
Turnovers per game	11.4	10.7
Turnover margin	-0.8	-
Assist/turnover ratio	1.0	1.0
Steals	114	121
Steals per game	5.7	6.1
Blocks	111	57
Blocks per game	5.6	2.9
Winning streak	0	-
Home win streak	6	-
Attendance	155440	131783
Home games-Avg/Game	10-15544	10-13178
Neutral site-Avg/Game	-	0-0

Team Results

Date	Opponent	Score	Att.
12/02/2022	at Maryland	L 66-71	16380
12/10/2022	Penn St.	L 59-74	15544
01/04/2023	at Northwestern	L 60-73	7039
01/07/2023	Wisconsin	W 79-69	15544
01/10/2023	at Nebraska	W 76-50	12756
01/13/2023	Michigan St.	W 75-66	15544
01/16/2023	at Minnesota	W 78-60	9874
01/19/2023	Indiana	L 65-80	15544
01/24/2023	Ohio St.	W 69-60	15544
01/28/2023	at Wisconsin	W 61-51	17071
01/31/2023	Nebraska	W 72-56	15544
02/04/2023	at Iowa	L 79-81	15056
02/11/2023	Rutgers	W 69-60	15544
02/14/2023	at Penn St.	L 81-93	7297
02/18/2023	at Indiana	L 68-71	17222
02/20/2023	Minnesota	W 78-69	15544
02/23/2023	Northwestern	W 66-62	15544
02/26/2023	at Ohio St.	L 60-72	14212
03/02/2023	Michigan	Wot2 91-87	15544
03/05/2023	at Purdue	L 71-76	14876

2022-23 STATISTICS – ALL GAMES



2022-23 Illinois Men's Basketball Combined Team Statistics All games

Game Records

Record	Overall	Home	Away	Neutral
ALL GAMES	20-11	15-2	3-7	2-2
CONFERENCE	11-9	8-2	3-7	0-0
NON-CONFERENCE	9-2	7-0	0-0	2-2

Score by Periods

Team	1st	2nd	OT	TOT
Illinois	1075	1200	38	2313
Opponents	1026	1011	27	2064

Team Box Score

No.	Player				Total		3-Point		F-Throw		Rebounds											
		GP-GS	MIN	AVG	FG-FGA	FG%	3FG-3FGA	3FG%	FT-FTA	FT%	OFF	DEF	TOT	AVG	PF	DQ	A	TO	BLK	STL	PTS	AVG
0	SHANNON JR., Terrence	29-28	927:43	32.0	147-336	.438	48-146	.329	153-192	.797	37	100	137	4.7	67	6	83	76	15	37	495	17.1
24	MAYER, Matthew	31-31	822:51	26.5	130-310	.419	67-193	.347	77-103	.748	30	137	167	5.4	75	2	36	41	40	25	404	13.0
3	EPPS, Jayden	29-11	753:07	26.0	109-261	.418	36-120	.300	35-45	.778	7	49	56	1.9	46	1	46	39	6	19	289	10.0
33	HAWKINS, Coleman	31-31	1002:21	32.3	112-256	.438	35-124	.282	40-66	.606	63	135	198	6.4	56	0	93	74	36	32	299	9.6
42	DAINJA, Dain	31-19	630:13	20.3	126-194	.649	0-0	.000	45-87	.517	63	107	170	5.5	62	0	15	48	37	24	297	9.6
55	CLARK, Skyy	13-12	317:39	24.4	30-73	.411	15-45	.333	16-23	.696	6	42	48	3.7	36	1	27	27	2	7	91	7.0
15	MELENDEZ, RJ	30-16	637:21	21.2	59-160	.369	22-87	.253	38-46	.826	30	73	103	3.4	47	0	22	29	12	21	178	5.9
1	HARRIS, Sencire	31-7	452:05	14.6	50-116	.431	12-40	.300	4-18	.222	19	47	66	2.1	49	0	26	19	11	26	116	3.7
10	GOODE, Luke	8-0	97:44	12.2	10-22	.455	4-12	.333	2-2	1.000	3	9	12	1.5	9	0	3	2	4	3	26	3.3
20	RODGERS, Ty	31-0	538:35	17.4	44-84	.524	0-1	.000	12-31	.387	51	76	127	4.1	55	0	31	26	6	17	100	3.2
12	LIEB, Brandon	16-0	59:10	3.7	7-12	.583	0-0	.000	1-5	.200	5	12	17	1.1	14	1	2	5	7	0	15	0.9
22	WARDEN, Paxton	10-0	14:35	1.5	1-4	.250	0-3	.000	0-0	.000	0	0	0	0.0	0	0	0	2	1	0	2	0.2
2	SERVEN, Connor	5-0	19:18	3.9	0-1	.000	0-1	.000	1-2	.500	1	3	4	0.8	2	0	0	2	0	1	1	0.2
25	PERRIN, Zacharie	1-0	01:57	2.0	0-0	.000	0-0	.000	0-2	.000	0	0	0	0.0	1	0	0	0	0	0	0	0.0
5	REDD, AJ	2-0	01:55	1.0	0-1	.000	0-0	.000	0-0	.000	0	0	0	0.0	0	0	0	0	0	0	0	0.0
Team											37	40	77					12				
Total		31	6277		825-1830	.451	239-772	.310	424-622	.682	352	830	1182	38.1	519	11	384	402	177	212	2313	74.6
Opponents		31	6275		751-1815	.414	186-557	.334	376-532	.707	301	737	1038	33.5	565	12	336	408	86	212	2064	66.6

Team Statistics

	ILLINI	OPP
Scoring	2313	2064
Points per game	74.6	66.6
Scoring margin	+8.0	-
Field goals-att	825-1830	751-1815
Field goal pct	.451	.414
3 point fg-att	239-772	186-557
3-point FG pct	.310	.334
3-pt FG made per game	7.7	6.0
Free throws-att	424-622	376-532
Free throw pct	.682	.707
F-Throws made per game	13.7	12.1
Rebounds	1182	1038
Rebounds per game	38.1	33.5
Rebounding margin	+4.6	-
Assists	384	336
Assists per game	12.4	10.8
Turnovers	402	408
Turnovers per game	13.0	13.2
Turnover margin	+0.2	-
Assist/turnover ratio	1.0	0.8
Steals	212	212
Steals per game	6.8	6.8
Blocks	177	86
Blocks per game	5.7	2.8
Winning streak	0	-
Home win streak	6	-
Attendance	256539	131783
Home games-Avg/Game	17-15091	10-13178
Neutral site-Avg/Game	-	4-13166

Team Results

Date	Opponent		Score	Att.
11/07/2022	Eastern Ill.	W	87-57	14543
11/11/2022	Kansas City	W	86-48	15331
11/14/2022	Monmouth	W	103-65	13772
11/18/2022	vs UCLA	W	79-70	8707
11/20/2022	vs Virginia	L	61-70	7678
11/25/2022	Lindenwood	W	92-59	12552
11/29/2022	Syracuse	W	73-44	15544
12/02/2022	at Maryland	L	66-71	16380
12/06/2022	vs Texas	Wot	85-78	17828
12/10/2022	Penn St.	L	59-74	15544
12/17/2022	Alabama A&M	W	68-47	13813
12/22/2022	vs Missouri	L	71-93	18452
12/29/2022	Bethune-Cookman	W	85-52	15544
01/04/2023	at Northwestern	L	60-73	7039
01/07/2023	Wisconsin	W	79-69	15544
01/10/2023	at Nebraska	W	76-50	12756
01/13/2023	Michigan St.	W	75-66	15544
01/16/2023	at Minnesota	W	78-60	9874
01/19/2023	Indiana	L	65-80	15544
01/24/2023	Ohio St.	W	69-60	15544
01/28/2023	at Wisconsin	W	61-51	17071
01/31/2023	Nebraska	W	72-56	15544
02/04/2023	at Iowa	L	79-81	15056
02/11/2023	Rutgers	W	69-60	15544
02/14/2023	at Penn St.	L	81-93	7297
02/18/2023	at Indiana	L	68-71	17222
02/20/2023	Minnesota	W	78-69	15544
02/23/2023	Northwestern	W	66-62	15544
02/26/2023	at Ohio St.	L	60-72	14212
03/02/2023	Michigan	Wot2	91-87	15544
03/05/2023	at Purdue	L	71-76	14876




TERRENCE SHANNON JR.
SR. / G / 6-6 / 215
CHICAGO, ILL.
TEXAS TECH




SENCIRE HARRIS
FR. / G / 6-4 / 160
CANTON, OHIO
ST. VINCENT-ST. MARY



CONNOR SERVEN
JR. / F / 6-9 / 235
PRAIRIE CITY, ILL.
ST. RITA



JAYDEN EPPS
FR. / G / 6-2 / 190
NORFOLK, VA.
COMBINE ACADEMY (N.C.)




LUKE GOODE
SO. / G / 6-7 / 210
FORT WAYNE, IND.
HOMESTEAD



BRANDON LIEB
JR. / C / 7-0 / 220
DEERFIELD, ILL.
DEERFIELD



RJ MELENDEZ
SO. / G / 6-7 / 205
ARECIBO, PUERTO RICO
CENTRAL PUNTE
CHRISTIAN (FLA.)




TY RODGERS
FR. / G/F / 6-6 / 200
SAGINAW, MICH.
THORNTON TOWNSHIP (ILL.)



PAXTON WARDEN
FR. / G / 6-4 / 180
GLEN ELLYN, ILL.
GLENBARD WEST



MATTHEW MAYER
GR. / G/F / 6-9 / 225
AUSTIN, TEXAS
BAYLOR



COLEMAN HAWKINS
JR. / F / 6-10 / 225
SACRAMENTO, CALIF.
PROLIFIC PREP



DAIN DAINJA
SO. / F / 6-9 / 270
BROOKLYN PARK, MINN.
BAYLOR



SKYY CLARK
FR. / G / 6-3 / 200
LOS ANGELES, CALIF.
MONTVERDE ACADEMY (FLA.)



BRAD UNDERWOOD
HEAD COACH
6TH YEAR AT ILLINOIS
10TH YEAR OVERALL



GEOFF ALEXANDER
ASSISTANT COACH
6TH YEAR AT ILLINOIS



TIM ANDERSON
ASSISTANT COACH
2ND YEAR AT ILLINOIS



CHESTER FRAZIER
ASSISTANT COACH
2ND YEAR AT ILLINOIS

