



SOFTBALL



@IUSOFTBALL
#IUSOFTBALL



/INDIANAUNIVERSITYSOFTBALL

Caitlin Davis • Assistant Director of Media Relations • davis288@indiana.edu • (317) 690-0086 • IUHOOSIERS.COM

2017 SCHEDULE

Date	Opponent	Time/Result (ET)
KAJIKAWA CLASSIC		
TEMPE, ARIZ.		
Feb. 10	vs. #24 Fresno St.	L, 0-2
Feb. 10	vs. Seattle	W, 7-3
Feb. 11	vs. #18 Utah	L, 0-7
Feb. 11	at Arizona State	L, 2-4
Feb. 12	vs. St. Mary's	W, 2-0

TEXAS INVITATIONAL		AUSTIN, TEXAS
Feb. 16	at Texas	L, 1-2
Feb. 17	vs. Louisiana Tech	L, 0-8 (6)
Feb. 17	vs. South Carolina	L, 5-13 (5)
Feb. 18	at Texas	L, 7-13
Feb. 18	vs. South Carolina	Cancelled

SAMFORD/UAB TOURNAMENT		BIRMINGHAM, ALA.
Feb. 24	vs. Iowa State	W, 4-1
Feb. 24	vs. UAB	W, 7-0
Feb. 25	vs. Samford	L, 2-4
Feb. 26	vs. Murray State	W, 6-4
Feb. 26	vs. UAB	W, 2-0

JUDI GARMAN CLASSIC		FULLERTON, CALIF.
March 3	vs. #8 Washington	L, 1-13 (5)
March 3	vs. Fresno St.	L, 3-4
March 4	vs. South Carolina	L, 0-8 (6)
March 5	vs. LBSU	L, 4-5
March 5	vs. #23 Cal	L, 3-6 (6)

MEMPHIS TOURNAMENT		MEMPHIS, TENN.
March 10	vs. Western Illinois	W, 1-0 (8)
March 10	vs. Lipscomb	W, 3-2 (8)
March 11	vs. Oakland	W, 16-4 (6)
March 11	at Memphis	W, 9-1 (5)
March 12	vs. Buffalo	W, 8-0 (5)

HOOSIER CLASSIC		BLOOMINGTON, IND.
March 18	vs. Bowling Green	W, 11-3 (6)
March 18	vs. Illinois-Chicago	L, 9-11 (8)
March 19	vs. Illinois-Chicago	W, 4-0
March 19	vs. Bowling Green	W, 1-0

March 24	vs. Rutgers*	W, 9-2
March 24	vs. Rutgers*	W, 23-2 (5)
March 25	vs. Rutgers*	L, 5-7
March 29	at Louisville	L, 1-2
April 1	at Penn State*	1 p.m.
April 1	at Penn State*	3 p.m.
April 2	at Penn State*	1 p.m.
April 7	at Minnesota*	7 p.m.
April 8	at Minnesota*	2 p.m.
April 9	at Minnesota*	1 p.m.
April 11	vs. Purdue (DH)*	4 p.m.
April 11	vs. Purdue*	6 p.m.
April 14	at Ohio State*	6 p.m.
April 15	at Ohio State*	2 p.m.
April 16	at Ohio State*	1 p.m.
April 19	vs. Kentucky	6 p.m.
April 21	vs. Maryland*	6 p.m.
April 22	vs. Maryland*	1 p.m.
April 23	vs. Maryland*	1 p.m.
April 28	at Michigan*	6 p.m.
April 29	at Michigan*	2 p.m.
April 30	at Michigan*	1 p.m.
May 5	vs. Michigan State*	6 p.m.
May 6	vs. Michigan State*	2 p.m.
May 7	vs. Michigan State*	1 p.m.

May 11-13 **BIG TEN TOURNAMENT**
ANN ARBOR, MICH.

* Big Ten Opponent
Bold indicates home game

INDIANA AT PENN STATE • APRIL 1-2 • UNIVERSITY PARK, PA.



Indiana Hoosiers
Overall: 16-16
Big Ten: 2-1



Penn State
Nittany Lions
Overall: 12-18
Big Ten: 0-3

Saturday, April 1 • 1/3 p.m.
Sunday, April 2 • 1 p.m.

Indiana leads all-time series, 36-26

Live stats and a radio broadcast available at
IUHoosiers.com

FIRST PITCH

Indiana Softball returns to Big Ten action this weekend as the Hoosiers travel to University Park, Pa. to face Penn State. Due to the weather forecast, the teams will play a doubleheader Saturday starting at 1 p.m. with the final game coming Sunday at 1 p.m.

The second and third games of the series will be streamed on BTN Plus. Stats and a live radio broadcast for all the games can be found on IUHoosiers.com.

SCOUTING PENN STATE

The Nittany Lions are 12-18 on the year, including 0-3 in Big Ten play after being swept by No. 19 Michigan last weekend. Penn State traveled to Pittsburgh on Wednesday, falling to the Panthers, 7-1. The series against Indiana marks the home opener for Penn State.

Penn State is hitting .267 as a team, led by Rebecca Ziegler (.356, 32 hits, 18 RBI, 16 runs), Kristina Brackpool (.340, 32 hits, 15 RBI, 12 runs) and Shelby Miller (.310, 22 hits, 17 RBI, 11 runs).

The Nittany Lions have used six different pitchers this season, however have relied primarily on four in Marlaina Laubach (4.03 ERA, 5-5, 64.1 IP), Madison Seifert (4.22 ERA, 3-7, 63.0 IP), Madey Smith (3.69 ERA, 2-1, 24.2 IP) and Jessica Cummings (6.49 ERA, 2-3, 22.2 IP). As a unit, the pitching staff has a 4.65 ERA.

Indiana and Penn State last met in Bloomington last season. The Nittany Lions took the first two games to clinch the series, but IU won the final game in six innings, 11-2. Indiana last played at Beard Field in the 2016 Big Ten Tournament. There, the Hoosiers defeated Wisconsin in the first round before exiting after a loss to Michigan. IU last played the Nittany Lions in University Park in 2015, sweeping Penn State.

LAST TIME OUT

The Hoosiers visited Louisville on Wednesday night for a midweek showdown. The Cardinals came away with the 2-1 victory.

Indiana opened Big Ten play last weekend at Andy Mohr Field taking the series against Rutgers by going 2-1. The Hoosiers swept both games of Friday's doubleheader, 9-2 and 23-2, before falling in the finale, 7-5.

LACEFIELD AS OF LATE

- After picking up a base hit against Louisville on Wednesday, freshman Katie Lacefield extended her team-best reached base streak to 10 games.
- In those 10 games, dating back to the March 11 contest at Memphis, Lacefield is batting .455 with 10 hits, nine runs and seven walks.

SEEING DOUBLE

- The Hoosiers have 48 doubles on the season, tied for second in the Big Ten.
- For comparison, through 32 games last season, Indiana had 37 doubles.
- Junior Taylor Uden leads the way with eight doubles, while junior Aimilia McDonough has knocked seven.
- The Hoosiers have seven players on the roster who have doubled at least four times this season.

1-2 PUNCH

- For the season, leadoff batter and freshman Gabbi Jenkins is third on the team with a .314 average and 27 hits. Jenkins saw her 11-game hitting streak snapped at Louisville. Prior to the loss against the Cardinals, Jenkins had collected 20 hits, scored 11 runs and added nine RBI while hitting .465 in the previous 11 games.
- Junior Rebecca Blitz, who has been hitting behind Jenkins as of late, is currently second

INDIANA'S RECORD WHEN...

OVERALL RECORD	16-16
At Andy Mohr Field	5-2
On the road.....	1-4
At a neutral site.....	10-10
Day games.....	14-12
Night games	2-4
Vs. top-10 opponents.....	0-1
Vs. ranked opponents	0-4
Vs. unranked opponents.....	12-12
Vs. teams .500 or better	7-12
Vs. teams worse than .500.....	8-3
Indiana scores first.....	12-7
Opponent scores first.....	4-9
Scoring 4 or more runs.....	6-4
10 hits or more	5-0
Hitting one home run.....	4-4
Hitting 2 or more home runs.....	3-0
Playing error free	8-5
Committing one error.....	4-7
Committing two or more errors.....	4-4
Leading after 5 innings	10-2
Trailing after 5 innings	1-12
Leading after 6 innings.....	8-0
Trailing after 6 innings.....	1-10
In one-run games.....	3-2
In two-run games.....	3-4
Extra innings.....	2-1
Run-rule decisions.....	5-4
vs. left-handed starters.....	2-1
vs. right-handed starters.....	14-15
MONTHLY RECORD	
Indiana in February	6-8
Indiana in March	10-8
Indiana in April	0-0
Indiana in May	0-0
DAYS OF THE WEEK	
Indiana on Monday	0-0
Indiana on Tuesday.....	0-0
Indiana on Wednesday	0-1
Indiana on Thursday.....	0-1
Indiana on Friday.....	7-5
Indiana on Saturday	3-7
Indiana on Sunday	6-2
WINNING AND LOSING STREAKS	
Longest winning streak.....	W6
Longest losing streak.....	5
Last 10 games	7-3
Last 15 games	10-5
Last 20 games.....	12-8
Current streak	L2
Largest winning margin.....	21
Largest losing margin.....	12
PITCHING	
Conenna Starts.....	0-1
Goodin Starts.....	3-4
Kirk Starts	2-1
Trainer Starts	11-10
Wood Starts.....	0-0
ATTENDANCE	
Total home attendance.....	2788
Average home attendance	398
Total home dates	7
Largest Crowd.....	443
vs. Rutgers (3/25)	

on the Hoosiers with her .344 season average and leads the team in hits with 33 and 20 runs. Blitz saw her 10-game hit streak halted at Louisville. She had 20 hits, 14 runs and eight RBI with a .556 average in that 10-game frame. During the weekend series at Rutgers, Blitz hit .700 with seven base knocks, five runs four RBI and three walks.

HOOSIERS SET RECORDS IN 23-2 WIN

The Indiana offense exploded for a 23-2 win against Rutgers on Friday. The game set numerous records for the Hoosiers such as:

- 23 runs is the most scored ever in a Big Ten game in IU history and the most in any game since 1978 when Indiana scored 40 runs.
- 20 hits is the most in head coach Michelle Gardner's nine-year tenure
- 23 RBI is the most in a single game under Coach Gardner
- Four home runs is the most under Coach Gardner as CaraMia Tsirigos, Taylor Uden, Rachel O'Malley and Nicole Lawvere all went yard in the win.
- 14 different Hoosiers scored at least one run and 13 picked up at least one hit

TRAINER'S STRIKEOUT RANKINGS

Tara Trainer has 119 strikeouts on the year, good for 27th nationally and second in the Big Ten.

A season ago, the righty, who was named No. 21 on Fastpitch News' Preseason Top 50 NCAA Softball Pitchers List, set the Indiana freshman strikeout record with 183.

WEEKLY AWARDS THIS SEASON

- Emily Goodin:**
 -Big Ten Freshman of the Week - 2x (Feb. 27 and March 13)
 -NFCA Selected Top Performance (March 14)
- Bella Norton:**
 -College Sports Madness Big Ten Player of the Week (March 14)
- Taylor Uden**
 -Big Ten Co-Player of the Week (March 20)
 -Fastpitch News Player of the Week (March 21)
 -NFCA Selected Top Performance (March 21)

WHAT'S AHEAD IN 2017

The Hoosiers have 53 games on tap in 2017, including 16 to be played at Andy Mohr Field. Of Indiana's 32 opponents in 2017, six are ranked in this week's USA Today/NFCA Coaches Poll. Another four opponents received votes in this week's poll.

Home Big Ten battles for Indiana includes Rutgers, Purdue, Maryland and Michigan State. IU will travel to Penn State, Minnesota, Ohio State and Michigan. The 2017 Big Ten Tournament will be hosted by Michigan in Ann Arbor May 11-13.

NEW IN 2017...

Indiana has seven newcomers in 2017 - freshmen Emily Goodin, Sydney Hester, Gabbi Jenkins, Katie Lacefield and Bell Norton, as well as Northern Illinois redshirt freshman transfer Jessica Conenna and junior Shayna Gamm, who transferred from Lake Land Community College.

Jessica Conenna

Transferred from Northern Illinois prior to the 2016-17 school year ... redshirted at NIU ... was named the 2015 Conference Player of the Year while playing for Immaculate Conception four-time all-conference and Pioneer Herald All-Area selection from Addison, Ill. ... also twice named All-Area by the Daily Herald ... team MVP and team captain in 2014 and 2015 ... holds school records for season and career wins, strikeouts and innings pitched ... broke the single-season record for batting average by hitting .570 in her junior season, besting the previous mark set by her sister, Katelyn ... hit above .400 in all four seasons ... registered 725 strikeouts in her career, including 202 in her senior campaign ... posted two 20-win seasons and collected 71 victories in her career ... had a 1.53 ERA in her senior year ... led Immaculate Conception to back-to-back regional titles in 2014 and 2015, as well as a 2015 sectional title, the first for the school since 1996 ... also played tennis, volleyball and cheered in high school ... played travelball for the DuPage Diamond Dogs ... the Diamond Dogs won the 2015 ASA Hall of Fall Tournament and finished third in 2013 ASA 18U A Northern Nationals ... sister, Katelyn played softball at Indiana from 2013-16

Shayna Gamm

Transferred from Lake Land College in Mattoon, Ill. ... in her sophomore season at Lake Land, hit .369 with 10 home runs and a team-leading 55 RBI ... was named to the NJCAA Division I Region 24 Team and to the All-Tournament Team as she helped Lake Land to the regional title to advance to nationals ... was also a member of the 2016 Great Rivers Athletic All-Conference Team ... attended Calabasas High School ... earned First Team All-Marmonte league honors in her senior year and Second Team her junior season ... played club for the Pacific Coast Predators, where she led the team to a 2012 ASA 18U Gold-Western National championship and a runner-up finish in the 20114 ASA 18U Western Nationals

Emily Goodin

Graduated high school in December and enrolled at Indiana in January ... two-time Evansville Courier and Press All-Metro Player of the Year selection ... led Evansville Mater Dei to its first State Championship in school history last year, tossing 165 innings with a 0.72 ERA. Her 306 strikeouts in 2016 led the state of Indiana and she finished the year with three no-hitters, as well as a perfect game ... named a 2016 Max Preps Second Team All-American for Small High Schools and has twice been awarded All-State and All-Conference honors ... most recently played travelball for Indiana Dreams, leading the team to a 2016 appearance at PGF Premier Nationals

Sydney Hester

An outfielder from Bettendorf, Iowa ... earned

four varsity letters from Pleasant Valley High School ... helped lead her team to a conference championship in 2015 while earning Second Team All-Conference and Honorable Mention All-Metro honors ... her team also won the conference in 2014 on the way to a sixth place finish in the state tournament ... off the field, the left-handed hitter has excelled academically, earning the Academic Excellence Award the last three years, while also being named to the Conference All-Academic Team and being a member of National Honors Society ... also played basketball at Pleasant Valley for three seasons ... played travelball for Extreme Havoc

Gabbi Jenkins

A four-time letterwinner from Floyd Central High School ... posted a career batting average of .446 with 110 RBI and 71 stolen bases ... in her senior season, hit .437 with 40 runs and 35 RBI on her way to being named the team's defensive MVP, First Team All-Hoosier Hills Conference and Third Team All-State ... helped guide team to a 25-game winning streak and a conference championship ... during her junior season, was the IHSAA leader in RBI with 56 on the year with a .475 average and was named First Team All-State, All-Conference and earned a MaxPreps/NFCA Player of the Week honor ... posted a .446 average her sophomore year while being named First Team All-State and All-Conference ... led team to a 105-24 mark with a Final Four appearance, three sectional championships and two regional championships ... travelball experience includes an eighth place finish in the Triple Crown Nationals with Indiana Magic Gold 16U team and a ninth place spot in the Premier Girls Fastpitch (PGF) Nationals with the Indiana Diamonds 14U squad

Katie Lacefield

A four-time letterwinner and team MVP for Incarnate Word Academy ... guided team to back-to-back district championships as a team captain in 2014 and 2015, in addition to a 2015 sectional championship ... career average of .567, having never hit below .400 in her four seasons at Incarnate Word ... registered 106 career hits, 93 runs and 70 RBI ... during her senior season, Lacefield hit .678, good enough for third in the St. Louis Metro area, with 35 runs and 40 hits, including five home runs and 18 doubles, which led the area ... earned First Team All-Metro St. Louis and All-Conference honors for her senior year ... a four-time All-Conference selection on the basketball team where she led Incarnate Word to three state championships ... played travelball for St. Louis Chaos ... team won the Top Gun Invitational and finished seventh in the Junior Olympic Cup

Bella Norton

Four-time letterwinner from McLean, Va., where she has helped McLean High School to a 2013 AAA Liberty Regional Semi-final appearance, 2014 Regional Championship, a 2015 Regional Championship Runner-Up finish and a 2016 AAA All Liberty District championship ... hit .571 with 32 RBI in her senior season ... named 2016 PGF North East All-American Catcher, All-Conference Player of the Year, All-Region Player

of the Year, All-Region Catcher of the Year, All-Metropolitan Catcher of the year, and All-State Catcher of the Year ... in her junior year, had a .514 batting average with 38 hits, five home runs and 38 RBI on her way to being named First Team All-Conference, All-Region, All-State, All-Metropolitan and Team MVP ... sophomore year, registered a .486 average with 35 hits, four home runs and 32 RBI while earning First-Team All-Conference, All-Region, All-State and MVP, while also earning Honorable Mention All-Metropolitan accolades ... in her freshman campaign, the righty hit .383 with 23 hits, four home runs and 19 RBI ... played travelball for Newtown Rock 18U Gold and Vienna Stars 18U Gold ... with Newtown, earned five straight PGF Premier National births ... was named to Flo Softball's Top 100 National Softball Players list

USA Today/NFCA Top 25 Poll - Week of March 21

Rank/School /Points /Record/Previous Rank			
1..... Florida St. (18)	77832-1-1	1
2 Florida (6)	76829-1	2
3 Oregon (6)	74529-0	3
4 Arizona (2)	71232-1	5
5 Auburn	65227-5	4
6Minnesota	62128-2	8
7..... Texas A&M	61428-3	7
8Washington	58826-6	6
9 Alabama	51430-4	9
10..... LSU	49927-7	12
11 James Madison	45726-4	10
12..... Oklahoma	43928-7	13
13..... UCLA	38724-8	15
14..... Baylor	37528-6	14
15.....Utah	35321-7	11
16.....Kentucky	29322-6	18
17 Louisiana	28323-5	17
18..... Georgia	27526-7	16
19..... Tennessee	24926-5	20
20Michigan	24422-7-1	19
21.....Arizona State	13823-8	21
22 Wisconsin	11423-3	22
23 Arkansas	5322-9	24
24 Ole Miss	4922-9	23
25 BYU	4621-9	NR

Also receiving votes: California (40), South Carolina (20), Ohio State (20), Cal Poly (16), Marshall (13), North Carolina (12), Florida International (10), Missouri (9), Tulsa (6), Oklahoma State (4), Texas State (2), Illinois (1), St. Francis (Pa.) (1).

2017 Opponents in Bold

2017 BIG TEN STANDINGS

Team	BIG Record/%	Record	%	H	A	N	L10	Streak
Minnesota	3-0-0 1.000	28-2-0	.933	1-0-0	12-2-0	15-0-0	9-1-0	W7
Michigan	3-0-0 1.000	23-7-1	.758	8-0-0	4-2-0	11-5-1	9-1-0	W9
Illinois	3-0-0 1.000	23-8-0	.742	4-0-0	6-3-0	13-5-0	9-1-0	W9
Ohio State	3-0-0 1.000	19-7-0	.731	1-0-0	7-2-0	11-5-0	9-1-0	W5
Purdue	3-0-0 1.000	14-21-0	.400	4-0-0	1-6-0	9-15-0	6-4-0	W4
Wisconsin	2-1-0 .667	23-3-0	.885	0-0-0	8-1-0	15-2-0	9-1-0	W1
Indiana	2-1-0 .667	16-16-0	.500	5-2-0	1-4-0	10-10-0	7-3-0	L2
Northwestern	1-2-0 .333	13-16-0	.448	2-2-0	3-3-0	8-11-0	7-3-0	W1
Rutgers	1-2-0 .333	9-21-0	.300	0-0-0	2-7-0	7-14-0	5-5-0	W2
Michigan State	0-3-0 .000	16-11-0	.593	1-0-0	5-9-0	10-2-0	3-7-0	W1
Penn State	0-3-0 .000	12-18-0	.400	0-0-0	4-11-0	8-7-0	4-6-0	L5
Nebraska	0-3-0 .000	8-20-0	.286	4-3-0	0-7-0	4-10-0	4-6-0	L3
Maryland	0-3-0 .000	7-23-1	.242	2-6-0	3-5-0	2-12-1	4-6-0	L3
Iowa	0-3-0 .000	6-20-0	.231	4-4-0	0-6-0	2-10-0	4-6-0	L3

Updated through games on 3/29.

2017 NUMERICAL ROSTER

No.	Name	Pos.	B-T	Yr.	Ht.	Hometown/Last School
00	Shayna Gamm	C	R-R	Jr.	5-7	Los Angeles, Calif./Lake Land College
2	Josie Wood	P	L-L	So.	5-8	Denver, Ind./North Miami
3	Maria Latimer	C	R-R	Sr.	5-1	Leesburg, Va./Tuscarora
4	Erin Lehman	UT	R-R	Sr.	5-7	New Palestine, Ind./New Palestine
5	Sydney Hester	OF	L-R	Fr.	5-9	Bettendorf, Iowa/Pleasant Valley
7	Jessica Conenna	P	R-R	So.	5-10	Addison, Ill./Northern Illinois
10	Sarah Galovich	UT	R-R	So.	5-5	Fort Wayne, Ind./Homestead
11	Rebecca Blitz	OF	L-R	Jr.	5-4	Birmingham, Ala./Mountain Brook
14	Sarah Thompson	OF	L-R	Jr.	5-4	Greenwood, Ind./Center Grove
15	Emily Kirk	P	R-R	R-So.	5-10	Round Rock, Texas/Stony Point
18	Taylor Uden	IF	R-R	Jr.	5-10	Glendale, Ariz./Raymond S. Kellis
21	Rachel O'Malley	IF	R-R	Jr.	5-8	Elk Grove Village, Ill./James B. Conant
22	Katie Lacefield	UT	L-R	Fr.	5-7	Columbia, Ill./Incarnate Word
23	Gabbi Jenkins	UT	L-R	Fr.	5-5	Floyds Knobs, Ind./Floyd Central
24	CaraMia Tsirigos	IF	R-R	Sr.	6-0	Atlanta, Ga./Wesleyan
30	Emily Goodin	P	R-R	Fr.	5-7	Evansville, Ind./Mater Dei
33	Tara Trainer	P	R-R	So.	5-7	Lebanon, Ohio/Lebanon
38	Nicole Lawvere	IF	R-R	So.	5-7	Upland, Ind./Eastbrook
42	Bella Norton	C	R-R	Fr.	5-3	McLean, Va./McLean
44	Kayla Mathewson	OF	L-R	Sr.	5-4	Lakewood, Colo./Wheat Ridge
66	Aimilia McDonough	UT	L-R	Jr.	5-7	St. Louis, Mo./Ole Miss

Head Coach: Michelle Gardner (Michigan, '89)

Assistant Coaches: Mike Perniciaro (University of Missouri-St. Louis, '93 & Western Illinois, '95)
Ben Sorden (Buena Vista University, '95)

PRONUNCIATION GUIDE

00 – Shayna Gamm – Shay-nuh

4 – Erin Lehman - LAY-men

18 – Taylor Uden – YOU-den


24 – CaraMia Tsirigos - Care-uh Mee-uh Churr-EE-goes

38 – Nicole Lawvere – Lah-veer


66 – Aimilia McDonough – Ah-meel-ya Mc-done-uh


Mike Perniciaro - Per-ni-CHAIR-oh


HOOSIER SINGLE-GAME HIGHS


	SHAYNA GAMM • JR • C 00
	Calabasas, Calif. - Calabasas/Lake Land CC CAREER SINGLE-GAME RECORDS Hits - 1, seven times Runs - 1, five times RBI - 3 vs. Rutgers (3/24/17 - G2) At Bats - 4 vs. Seattle (2/10/17) Walks - 2 vs. UAB (2/26/17)


	JOSIE WOOD • SO • P 2
	Denver, Ind. - North Miami CAREER SINGLE-GAME RECORDS PITCHING Strikeouts - 10 vs. Holy Cross (2/20/16) Innings - 12.0 vs. Holy Cross (2/20/16) Batters Faced - 44 vs. Holy Cross (2/20/16)


	MARIA LATIMER • SR • C 3
	Leesburg, Va. - Tuscarora CAREER SINGLE-GAME RECORDS Hits - N/A Runs - N/A RBI - N/A At Bats - 1 at Maryland (5/7/16) Walks - N/A


	ERIN LEHMAN • SR • UTL 4
	New Palestine, Ind. - New Palestine CAREER SINGLE-GAME RECORDS Hits - 3, nine times Runs - 2, 17 times RBI - 5 vs. Bowling Green (3/18/17) At Bats - 5, twice Walks - 2, twice

	SYDNEY HESTER • FR • OF 5
	Bettendorf, Iowa - Pleasant Valley CAREER SINGLE-GAME RECORDS Hits - N/A Runs - 1, six times RBI - N/A At Bats - 2 vs. Rutgers (3/24/17-G2) Walks - N/A


	JESSICA CONENNA • R-FR • P 7
	Addison, Ill. - Immaculate Conception CAREER SINGLE-GAME RECORDS PITCHING Strikeouts - 1 vs. Samford (2/25/17) Innings - 3.0 vs. UIC (3/18/17) Batters Faced - 16 vs. UIC (3/18/17)


	SARAH GALOVICH • SO • INF 10
	Fort Wayne, Ind. - Homestead CAREER SINGLE-GAME RECORDS Hits - 3 vs. Iowa (3/27/16) Runs - 2, three times RBI - 2, five times At Bats - 5 vs. Holy Cross (2/20/16) Walks - 1, seven times

	REBECCA BLITZ • JR • OF 11
	Birmingham, Ala. - Mountain Brook CAREER SINGLE-GAME RECORDS Hits - 4, twice Runs - 3, six times RBI - 3, twice At Bats - 6 vs. Holy Cross (2/20/16) Walks - 2, six times


	SARAH THOMPSON • JR • OF 14
	Greenwood, Ind. - Center Grove CAREER SINGLE-GAME RECORDS Hits - 1, six times Runs - 2 vs. UIC (3/18/17) RBI - 2 vs. UIC (3/18/17) At Bats - 4 vs. Murray State (3/5/16) Walks - 1, four times


	EMILY KIRK • R-SO • P 15
	Round Rock, Texas - Stony Point CAREER SINGLE-GAME RECORDS PITCHING Strikeouts - 4 vs. Ball State (4/20/16) Innings - 7.0 at Michigan State (4/17/16) Batters Faced - 29 vs. Penn State (4/10/16)


	TAYLOR UDEN • JR • INF 18
	Glendale, Ariz. - Raymond S. Kellis CAREER SINGLE-GAME RECORDS Hits - 4 vs. UIC (3/18/17) Runs - 4 vs. Rutgers (3/24/17-G2) RBI - 5 at Illinois (2/28/15) At Bats - 5 vs. Holy Cross (2/20/16) Walks - 2, nine times


	RACHEL O'MALLEY • JR • INF 21
	Elk Grove Village, Ill. - James B. Conant CAREER SINGLE-GAME RECORDS Hits - 3 vs. Rutgers (3/24/17-G2) Runs - 3, twice RBI - 4 vs. Rutgers (3/24/17-G2) At Bats - 4, nine times Walks - 2, twice


HOOSIER SINGLE-GAME HIGHS


	KATIE LACEFIELD • FR • UT 22
	Columbia, Ill. - Incarnate Word
CAREER SINGLE-GAME RECORDS	
Hits - 3 vs. Rutgers (3/24/17)	
Runs - 2, three times	
RBI - 2, twice	
At Bats - 3, eight times	
Walks - 2, twice	


	GABBI JENKINS • FR • UT 23
	Flyods Knobs, Ind. - Floyd Central
CAREER SINGLE-GAME RECORDS	
Hits - 4 vs. Bowling Green (3/18/17)	
Runs - 4 vs. Rutgers (3/24/17 - G2)	
RBI - 4 vs. Bowling Green (3/18/17)	
At Bats - 6 vs. UIC (3/18/17)	
Walks - 1, three times	


	CARAMIA TSIRIGOS • SR • INF 24
	Atlanta, Ga. - Wesleyan
CAREER SINGLE-GAME RECORDS	
Hits - 3, three times	
Runs - 2, three times	
RBI - 5 at Auburn (3/4/16)	
At Bats - 4, 17 times	
Walks - 3, twice	


	EMILY GOODIN • FR • P 30
	Evansville, Ind. - Mater Dei
CAREER SINGLE-GAME RECORDS	
PITCHING	
Strikeouts - 10 vs. Oakland (3/11/17)	
Innings - 8.0 vs. Western Illinois (3/10/17)	
Batters Faced - 29 vs. California (3/5/17)	
*no-hitter against UAB on 2/24/17	

	TARA TRAINER • SO • P 33
	Lebanon, Ohio - Lebanon
CAREER SINGLE-GAME RECORDS	
PITCHING	
Strikeouts - 13, twice (most recently - 2/10/17 vs. Fresno State)	
Innings - 7.0, 10 times	
Batters Faced - 38 vs. Long Beach State (3/5/17)	
*no-hitter against Evansville on 3/12/16	

	NICOLE LAWVERE • SO • IF 38
	Upland, Ind. - Eastbrook
CAREER SINGLE-GAME RECORDS	
Hits - 2 vs. Rutgers (3/24/17-G2)	
Runs - 2 vs. Rutgers (3/24/17-G2)	
RBI - 2, twice	
At Bats - 2, five times	
Walks - 1, three times	

	BELLA NORTON • FR • C 42
	McLean, Va. - McLean
CAREER SINGLE-GAME RECORDS	
Hits - 3 at Texas (2/18/17)	
Runs - 1, four times	
RBI - 3 at Memphis (3/12/17)	
At Bats - 5 vs. UIC (3/18/17)	
Walks - 1, six times	

	KAYLA MATHEWSON • SR • OF 44
	Lakewood, Colo. - Wheatridge
CAREER SINGLE-GAME RECORDS	
Hits - 1, 23 times	
Runs - 1, 21 times	
RBI - 4 vs. Portland State (2/7/14)	
At Bats - 4, three times	
Walks - 2, three times	

	AIMILIA MCDONOUGH • JR • UTL 66
	St. Louis, Mo. - Notre Dame HS/Ole Miss
CAREER SINGLE-GAME RECORDS	
Hits - 3, three times	
Runs - 3, twice. With IU - vs. Oakland (3/11/17) and with Ole Miss vs. UA-Pine Bluff (G2 - 3/11/15)	
RBI - 2 vs. Buffalo (3/12/17)	
At Bats - 4, four times	
Walks - 2 vs. Texas A&M (2/27/16)	



MICHELLE GARDNER

Head Coach • 9th Year as Indiana Head Coach
15th Year as Collegiate Head Coach

and redshirt senior Shannon Cawley. In addition, Blitz picked up Second Team NFCA All-Region for the second consecutive season. The Hoosiers saw the highest overall win total (29) and Big Ten victory total (10) since 2012 while also shutting out Wisconsin to earn their first win in the Big Ten Tournament since 2006. The young pitching staff of Tara Trainer, Josie Wood and Emily Kirk made a huge impact as the team's ERA improved from 6.95 in 2015 to 3.54 this season. Additionally, Trainer (three) and Wood (one) combined for four Big Ten Co-Freshman of the Week accolades. With 183 strikeouts on the year, Trainer now holds the record for most strikeouts by a freshman and sits at 10th all-time in a single season. Off the field, the Hoosiers placed 13 on the Academic All-Big Ten list, the most in program history.

Gardner, a native of Petersburg, Mich., led the Wolf Pack to an appearance in the NCAA Regional in 2008 and was named WAC Coach of the Year and her coaching staff was named NFCA West Region Staff of the Year following a school-best 44-18 overall record. She also posted a 16-2 record in conference play to claim the WAC regular season title, also the first in program history. Yet another first in the 2008 season for Gardner came at the end the year when freshman catcher Noelle Micka was named NFCA Second Team All-American, the first Wolf Pack player to ever receive all-american laurels.

The 2007 season saw four Wolf Pack players receive All-WAC honors en route to 28 wins and an appearance in the WAC Tournament finals. All of this came one year after Gardner led Nevada to the WAC regular season and tournament titles and the first-ever appearance in the NCAA Regionals in 2006.

The Wolf Pack record dipped below .500 in 2005 but they were still able to land a player on the first and second all-conference teams. In 2004, Gardner led Nevada to a then-school record 38 wins and saw Candice Rainwater earn First Team All-WAC honors, the first time in school history a player was named to the first team. In her inaugural season in Reno in 2003, Gardner and the Wolf Pack went 22-35 on the year and were still able to place a pair of players on the All-WAC Second Team.

She was hired by Nevada in December of 2001 when the university decided to bring softball back a varsity sport following a 14-year hiatus. The Wolf Pack began competing in the WAC with the start of the 2003 season and Gardner led them to 22 overall wins, the first of six consecutive seasons with 20-plus wins

Before heading up the Nevada program, Gardner was an assistant coach at Arizona State (1999-2001) and Florida State (1995-1998) helping lead both schools to NCAA Regional appearances and a College World Series appearance at Arizona State. She was also an assistant coach at Bowling Green State University as well as a hitting and pitching instructor at the high school level.

Gardner is a 1989 graduate of the University of Michigan with a degree in Physical Education, where she was a standout pitcher from 1984-1988. In her senior season, she was named the Big Ten Player of the Year and garnered first team all-region honors as well. After exhausting her eligibility at Michigan, Gardner participated with several nationally-ranked Amateur Softball Association (ASA) teams in addition to competing in three Olympic festivals. She was also part of softball's first appearance in the 1996 Olympic Games when she took part in the Olympic Trials.

Garner is married to William "Gard" Gardner and they have three children, Lucas (14), Jillilyn (10) and Lydia (9).

PERSONAL

- > **BIRTHPLACE**PETERSBURGH, MICH.
- > **HUSBAND**WILLIAM "GARD" GARDNER
- > **CHILDREN**.....LUCAS (15)
JILLIYN (11)
LYDIA (9)
- > **COLLEGE**..... MICHIGAN, 1989
B.A. PHYSICAL EDUCATION

COACHING EXPERIENCE

- > **UNIVERSITY OF MICHIGAN**
1989-90..... ASSISTANT COACH
- > **MILAN (MICH.) HIGH SCHOOL**
1990-91..... VARSITY HEAD COACH
- > **BOWLING GREEN STATE UNIVERSITY**
1992-94..... ASSISTANT COACH
- > **TRI-STATE SOFTBALL ACADEMY**
1994-95..... INSTRUCTOR
- > **FLORIDA STATE UNIVERSITY**
1995-99..... ASSISTANT COACH
- > **ARIZONA STATE UNIVERSITY**
1999-2002..... ASSISTANT COACH
- > **UNIVERSITY OF NEVADA**
2002-2008..... HEAD COACH
- > **INDIANA UNIVERSITY**
2009-PRESENT..... HEAD COACH

PLAYING EXPERIENCE

- > **UNIVERSITY OF MICHIGAN**
PITCHER1984-88
- > **WOMEN'S MAJOR FASTPITCH**
PITCHER1988-1997
- > **OLYMPIC TRIALS**
PITCHER1996

Michelle Gardner is entering her ninth season at the helm of the program. She was named the eighth head coach IU softball history on June 9, 2008 after spending the previous six seasons as the head coach at the University of Nevada, where she was named the 2008 Western Athletic Conference Coach of the Year.

Since her first season with the Hoosiers in 2009, she has had 14 players receive All-Big Ten honors, a 2011 Big Ten Pitcher of the year, the program's first All-Big Ten Freshman Team honoree, four NFCA All-Region selections and 64 Academic All-Big Ten selections. In 2011 and 2012, she had three players named First Team All-Big Ten, which is more than the 2001-2010 seasons combined (two).

In 2016, Gardner saw two players earn Second Team All-Big Ten accolades in sophomore Rebecca Blitz

Indiana found its place near the top of numerous offensive program records in 2015, including setting a new home run mark with 51 long balls, cruising past the previous high of 40 set in 2006. The Indiana bats finished second in Hoosier history in runs scored (282), RBI (252) and walks (193). Freshman Rebecca Blitz, who plated 41 runs on 59 hits in 2015, became the first freshman to pick up NFCA All-Region honors since 1995 as she was named to the Second Team.

Gardner picked up her 300th career victory in 3-1 decision against Valparaiso on March 9, 2014. The 2014 Hoosiers picked up 17 victories, while senior Breanna Saucedo earned Second Team All-Big Ten honors. In addition, nine Hoosiers earned Academic All-Big Ten, three were named Big Ten Distinguished Scholars and six were named NFCA All-America Scholar Athletes.

In 2013, Gardner earned her 100th win in just her fifth season as the Hoosiers head coach the Hoosiers' 8-0, five-inning win over Alabama State at the Tiger Classic in Nashville, Tenn. to become one of three IU head coaches to earn at least 100 wins in program history.

Amanda Wagner was named a second team All-Big Ten selection that season and earned NFCA All-Region accolades after posting an impressive season campaign. She ranked fifth nationally with her .573 on-base percentage, while her 0.31 doubles per game and .423 batting average ranked 27th and 30th in the NCAA, respectively.

Gardner led the Hoosiers to a 30-25 record in 2012, and by reaching 30 wins, it was the first time since 1989 and 1990 that the Hoosiers have posted back-to-back 30-win seasons (37 wins in 2011). Shannon Cawley was named to the All-Big Ten First Team, while Amanda Wagner was named to the Second Team and Cassie Co-greve earned Third Team honors.

Gardner led the Hoosiers resurgence in 2011 behind the arm of strikeout queen Morgan Melloh and the bat of Sara Olson. Melloh was named the Big Ten Pitcher of the Year and Olson was named First Team All-Big Ten. Both were named First Team All-Midwest Region and paced the Hoosiers as they advance to the NCAA Regional for the first time since 2006. Melloh set Big Ten and IU records for strikeouts in a single-season (494).

In 2010, Jennifer Glueckert became the first All-Big Ten honoree from Indiana to receive Second Team accolades since 2006 as she led the team with a .389 conference batting average and had a hit in all but three conference games.

While at Nevada, Gardner had an overall record of 187-176 and 60-56 in WAC play and coached 34 Academic All-WAC selections, 13 preseason All-WAC selections, 21 postseason All-WAC honorees, 21 WAC Players of the Week, eight WAC All-Tournament selections, one WAC Tournament MVP and 2008 WAC Player of the Year, Vanessa Briones. The success of her players also began to show itself on the national scene, as three Wolf Pack players on the 2008 roster received NFCA All-West Region honors.

GARDNER YEAR-BY-YEAR

2003	Nevada	22-35
2004	Nevada	38-28
2005	Nevada	22-31
2006	Nevada	33-33
2007	Nevada	28-31
2008	Nevada	44-18
Totals at Nevada		187-176

2009	Indiana	10-39
2010	Indiana	12-36
2011	Indiana	37-18
2012	Indiana	30-25
2013	Indiana	19-35
2014	Indiana	17-39-1
2015	Indiana	17-39
2016	Indiana	29-25
Totals at Indiana		171-256-1
Career Totals		358-432-1

**2017 Indiana Softball
Overall Statistics for Indiana (as of Mar 29, 2017)
(All games Sorted by Batting avg)**

Record: 16-16 Home: 5-2 Away: 1-4 Neutral: 10-10 Big Ten: 2-1

Player	avg	gp-gs	ab	r	h	2b	3b	hr	rbi	tb	slg%	bb	hp	so	gdp	ob%	sf	sh	sb-att	po	a	e	fld%		
66 Aimilia McDonough	.386	26-25	57	16	22	7	0	2	9	35	.614	5	2	15	0	.453	0	1	0-0	28	0	0	1.000		
11 Rebecca Blitz	.344	32-30	96	20	33	2	0	0	10	35	.365	12	2	17	0	.427	0	2	11-14	39	2	0	1.000		
23 Gabbi Jenkins	.314	32-23	86	14	27	1	1	0	10	30	.349	3	0	20	0	.333	1	1	6-8	24	1	3	.893		
22 Katie Lacefield	.300	30-29	60	14	18	5	1	0	9	25	.417	17	1	12	1	.462	0	3	6-8	28	40	5	.932		
18 Taylor Uden	.293	32-32	99	19	29	8	0	4	25	49	.495	11	2	15	0	.375	0	0	0-0	176	15	3	.985		
24 CaraMia Tsigigos	.277	31-31	83	9	23	5	0	4	21	40	.482	16	1	6	0	.396	1	0	0-0	4	0	0	1.000		
42 Bella Norton	.262	25-22	61	4	16	4	0	1	9	23	.377	6	0	11	1	.328	0	1	0-0	123	8	2	.985		
4 Erin Lehman	.258	32-32	97	19	25	6	0	2	12	37	.381	8	1	6	1	.321	0	1	2-2	65	38	5	.954		
21 Rachel O'Malley	.250	32-31	84	8	21	4	2	1	14	32	.381	10	1	10	0	.333	1	1	1-4	36	43	4	.952		
44 Kayla Mathewson	.175	31-14	40	8	7	2	0	0	4	9	.225	5	2	7	1	.292	1	1	1-1	21	3	1	.960		

38 Nicole Lawvere	.300	11-1	10	3	3	0	0	2	5	9	.900	2	1	2	0	.462	0	0	0-0	0	0	0	.000		
10 Sarah Galovich	.250	20-3	16	7	4	1	0	0	4	5	.313	1	0	6	0	.278	1	0	0-0	6	5	1	.917		
0 Shayna Gamm	.241	14-11	29	5	7	1	0	0	7	8	.276	5	1	9	0	.371	0	0	0-0	55	11	2	.971		
14 Sarah Thompson	.235	14-4	17	4	4	2	0	0	4	6	.353	2	0	9	0	.316	0	1	0-0	4	0	1	.800		
5 Sydney Hester	.000	22-0	3	6	0	0	0	0	0	0	.000	0	0	1	0	.000	0	0	1-1	0	0	0	.000		
Totals	.285	32	838	156	239	48	4	16	143	343	.409	103	14	146	4	.371	5	12	28-38	613	188	32	.962		
Opponents	.273	32	814	131	222	32	8	20	115	330	.405	96	5	180	2	.350	7	18	29-34	615	262	38	.958		

LOB - Team (204), Opp (199). DPs turned - Team (9), Opp (15). IBB - Team (0), Opp (1).

(All games Sorted by Earned run avg)

Player	era	w-l	app	gs	cg	sho	sv	ip	h	r	er	bb	so	2b	3b	hr	b/avg	wp	hp	bk	sfa	sha
33 Tara Trainer	3.05	8-9	23	21	10	3/2	1	103.1	98	54	45	58	119	12	2	10	.245	10	4	0	1	9
30 Emily Goodin	3.58	8-4	22	7	3	2/2	0	76.1	72	46	39	29	56	12	3	7	.242	1	0	0	3	5
15 Emily Kirk	6.24	0-1	8	3	0	0/0	0	12.1	27	13	11	2	4	7	1	0	.443	1	1	0	0	1
7 Jessica Conenna	7.38	0-2	7	1	0	0/0	0	12.1	25	18	13	7	1	1	2	3	.455	2	0	0	3	3
Totals	3.70	16-16	32	32	13	7/2	1	204.1	222	131	108	96	180	32	8	20	.273	14	5	0	7	18
Opponents	4.10	16-16	32	32	14	4/2	1	205.0	239	156	120	103	146	48	4	16	.285	17	14	6	5	12

PB - Team (6), Norton 6, Opp (3). SBA/ATT - Norton (19-21), Trainer (15-17), Gamm (10-13), Goodin (8-10), Conenna, J. (5-6), Kirk (1-1).

**2017 Indiana Softball
Conference statistics for Indiana (as of Mar 29, 2017)
(Big Ten games only Sorted by Batting avg)**

Record: 2-1 Home: 2-1 Away: 0-0 Big Ten: 2-1

Player	avg	gp-gs	ab	r	h	2b	3b	hr	rbi	tb	slg%	bb	hp	so	gdp	ob%	sf	sh	sb-att	po	a	e	fld%	
11 Rebecca Blitz	.700	3-3	10	5	7	0	0	0	4	7	.700	3	0	0	0	.769	0	0	3-3	4	0	0	1.000	
22 Katie Lacefield	.625	3-3	8	3	5	2	0	0	2	7	.875	2	0	0	0	.700	0	0	0-0	4	8	0	1.000	
24 CaraMia Tsigigos	.500	3-3	8	3	4	0	0	2	8	10	1.250	2	0	0	0	.600	0	0	0-0	0	0	0	.000	
21 Rachel O'Malley	.444	3-3	9	1	4	1	0	1	5	8	.889	1	0	0	0	.500	0	0	0-0	4	5	0	1.000	
4 Erin Lehman	.400	3-3	10	4	4	2	0	0	2	6	.600	0	0	0	1	.400	0	0	0-0	6	5	0	1.000	
23 Gabbi Jenkins	.364	3-3	11	6	4	0	0	0	0	4	.364	0	0	0	0	.364	0	0	3-3	1	0	0	1.000	
66 Aimilia McDonough	.333	3-3	6	2	2	1	0	0	1	3	.500	1	0	2	0	.429	0	0	0-0	4	0	0	1.000	
18 Taylor Uden	.273	3-3	11	5	3	1	0	1	4	7	.636	1	1	0	0	.385	0	0	0-0	22	1	0	1.000	
42 Bella Norton	.143	3-3	7	0	1	0	0	0	1	1	.143	1	0	0	0	.250	0	0	0-0	10	2	0	1.000	

14 Sarah Thompson	1.000	1-0	1	1	1	1	0	0	1	2	2.000	1	0	0	0	1.000	0	0	0-0	0	0	0	.000	
10 Sarah Galovich	1.000	2-0	1	1	1	0	0	0	1	1	1.000	0	0	0	0	1.000	0	0	0-0	0	2	0	1.000	
38 Nicole Lawvere	.667	2-0	3	2	2	0	0	1	2	5	1.667	1	0	0	0	.750	0	0	0-0	0	0	0	.000	
0 Shayna Gamm	.500	1-0	2	1	1	1	0	0	3	2	1.000	0	0	1	0	.500	0	0	0-0	0	0	0	.000	
5 Sydney Hester	.000	3-0	2	1	0	0	0	0	0	0	.000	0	0	1	0	.000	0	0	0-0	0	0	0	.000	
44 Kayla Mathewson	.000	3-0	0	2	0	0	0	0	1	0	.000	2	1	0	0	1.000	0	0	0-0	1	0	0	1.000	
Totals	.438	3	89	37	39	9	0	5	35	63	.708	15	2	4	1	.528	0	0	6-6	57	28	1	.988	
Opponents	.300	3	80	11	24	5	1	3	11	40	.500	6	1	10	1	.356	0	0	1-2	51	27	2	.975	

LOB - Team (18), Opp (19). DPs turned - Team (1), Opp (1).

(Big Ten games only Sorted by Earned run avg)

Player	era	w-l	app	gs	cg	sho	sv	ip	h	r	er	bb	so	2b	3b	hr	b/avg	wp	hp	bk	sfa	sha
15 Emily Kirk	1.62	0-0	3	0	0	0/0	0	4.1	6	1	1	1	1	1	0	0	.316	1	0	0	0	0
33 Tara Trainer	3.62	2-1	3	3	0	0/0	0	9.2	11	5	5	3	7	4	0	0	.275	0	1	0	0	0
30 Emily Goodin	7.00	0-0	3	0	0	0/0	0	5.0	7	5	5	2	2	0	1	3	.333	0	0	0	0	0
Totals	4.05	2-1	3	3	0	0/0	0	19.0	24	11	11	6	10	5	1	3	.300	1	1	0	0	0
Opponents	14.82	1-2	3	3	2	0/0	0	17.0	39	37	36	15	4	9	0	5	.438	1	2	0	0	0

SBA/ATT - Norton (1-2), Goodin (0-1), Trainer (1-1).

2017 Indiana Softball
Team Game-by-Game for Indiana (as of Mar 29, 2017)
Batting (All games)

Date	Opponent	ab	r	h	rbi	2b	3b	hr	tb	bb	ibb	sb	cs	hbp	sac	sf	gdp	k	l	ops			
Feb 10	vs Fresno State	22	0	3	0	1	0	0	4	2	0	0	1	0	1	0	0	7	21	1	0	.136	
Feb 10	vs Seattle	27	7	8	7	2	0	0	10	8	0	1	0	2	0	1	0	5	21	7	1	.224	
Feb 11	vs Utah	24	0	2	0	0	0	0	2	1	0	0	0	0	0	0	0	6	21	6	3	.178	
Feb 11	at Arizona State	23	2	5	2	1	0	0	6	0	0	0	1	0	2	1	0	5	18	6	1	.188	
Feb 12	vs St. Mary's	27	2	9	2	2	0	0	11	2	0	2	0	0	0	0	0	0	21	8	0	.220	
Feb 16	at Texas	25	1	6	1	3	0	0	9	2	0	0	0	0	0	0	0	3	18	3	0	.223	
Feb 17	vs Louisiana Tech	24	0	6	0	1	0	0	7	0	0	0	0	0	0	0	0	4	18	8	2	.227	
Feb 17	vs South Carolina	22	5	6	5	1	0	0	7	4	0	1	0	0	1	0	0	3	13	3	2	.232	
Feb 18	at Texas	30	7	8	5	1	0	1	12	3	0	1	0	0	1	0	0	6	18	6	1	.237	
Feb 24	vs Iowa State	21	4	2	3	2	0	0	4	2	0	1	0	0	1	0	0	1	21	5	0	.224	
Feb 24	vs UAB	24	7	6	7	2	0	2	14	5	0	2	0	1	2	1	0	4	21	6	1	.227	
Feb 25	vs Samford	26	2	4	2	0	0	1	7	5	0	1	0	3	0	0	0	2	18	6	1	.220	
Feb 26	vs Murray State	33	6	12	5	1	0	1	16	2	0	0	0	0	0	0	0	3	21	6	2	.235	
Feb 26	vs UAB	25	2	5	2	1	0	0	6	5	0	3	0	0	1	0	1	6	21	5	2	.232	
Mar 03	vs Washington	17	1	2	1	0	0	0	2	1	0	0	0	1	0	0	0	3	12	4	1	.227	
Mar 03	vs Fresno State	25	3	5	2	2	0	0	7	9	0	0	1	0	0	0	0	11	18	4	1	.225	
Mar 04	vs South Carolina	21	0	4	0	1	0	0	5	2	0	0	1	1	0	0	1	2	18	11	0	.224	
Mar 05	vs Long Beach State	29	4	9	4	1	0	0	10	3	0	0	1	0	0	0	0	4	21	6	1	.229	
Mar 05	vs California	24	3	8	2	1	0	1	12	5	0	0	0	0	0	0	0	6	18	6	0	.235	
Mar 10	vs Western Illinois	27	1	3	1	0	0	0	3	1	0	0	1	0	0	0	0	10	24	5	0	.228	
Mar 10	vs Lipscomb	28	3	5	3	0	0	1	8	0	0	0	0	0	0	0	0	11	24	7	2	.225	
Mar 11	vs Oakland	32	16	16	14	3	2	0	23	3	0	0	2	0	1	1	0	3	18	3	3	.241	
Mar 11	at Memphis	27	9	11	8	3	0	1	17	3	0	3	0	0	0	0	1	6	15	7	0	.249	
Mar 12	vs Buffalo	24	8	11	8	1	1	0	14	2	0	0	1	0	0	0	0	4	15	2	0	.257	
Mar 18	BOWLING GREEN	31	11	15	11	3	1	2	26	3	0	0	0	1	1	1	0	5	18	4	1	.268	
Mar 18	UIC	39	9	14	7	3	0	1	20	8	0	2	1	2	0	0	0	12	24	7	5	.273	
Mar 19	UIC	25	4	6	4	2	0	0	8	5	0	2	0	0	0	0	0	3	21	1	0	.272	
Mar 19	BOWLING GREEN	25	1	7	1	1	0	0	8	2	0	2	0	0	0	0	0	2	21	7	0	.272	
*Mar 24	RUTGERS	30	9	14	8	2	0	1	19	2	0	4	0	0	0	0	1	1	21	9	1	.280	
*Mar 24	RUTGERS	32	23	20	23	5	0	4	37	9	0	1	0	0	0	0	0	2	15	10	0	.294	
*Mar 25	RUTGERS	27	5	5	4	2	0	0	7	4	0	1	0	2	0	0	0	1	21	9	0	.290	
Mar 29	at Louisville	22	1	2	1	0	0	0	2	0	0	1	0	1	1	0	0	5	18	10	1	.285	
Totals		838	156	239	143	48	4	16	343	103	0	28	10	14	12	5	4	146	613	188	32	204	.285

2017 Indiana Softball
Team Game-by-Game for Indiana (as of Mar 29, 2017)
Pitching (All games)

Date	Opponent	ip	h	r	er	bb	so	2b	3b	hr	wp	bk	hbp	dp	ibb	scc				
Feb 10	vs Fresno State	7.0	3	2	2	3	13	1	0	0	2	0	0	0	0	0-2	0-1	0	2.00	
Feb 10	vs Seattle	7.0	8	3	2	0	3	1	0	1	0	0	0	1	0	7-3	1-1	0	2.00	
Feb 11	vs Utah	7.0	11	7	3	2	3	2	0	0	1	0	0	0	0	0-7	1-2	0	2.33	
Feb 11	at Arizona State	6.0	7	4	3	4	2	0	0	1	0	0	2	1	0	2-4	1-3	0	2.59	
Feb 12	vs St. Mary's	7.0	1	0	0	3	9	0	0	0	0	0	0	0	0	2-0	2-3	0	2.06	
Feb 16	at Texas	6.0	3	2	2	5	7	1	0	1	0	0	0	0	0	1-2	2-4	0	2.10	
Feb 17	vs Louisiana Tech	6.0	7	8	6	9	4	1	1	1	0	0	0	0	0	0-8	2-5	0	2.74	
Feb 17	vs South Carolina	4.1	11	13	9	5	2	0	0	2	1	0	0	0	0	5-13	2-6	0	3.75	
Feb 18	at Texas	6.0	9	13	12	14	6	1	2	0	0	0	0	0	0	7-13	2-7	0	4.85	
Feb 24	vs Iowa State	7.0	4	1	1	4	9	1	0	0	0	0	0	0	0	4-1	3-7	0	4.42	
Feb 24	vs UAB	7.0	0	0	0	1	5	0	0	0	0	0	0	0	0	7-0	4-7	0	3.98	
Feb 25	vs Samford	6.0	6	4	2	0	4	1	0	1	0	0	0	1	0	2-4	4-8	0	3.85	
Feb 26	vs Murray State	7.0	9	4	2	0	9	0	0	1	1	0	0	0	0	6-4	5-8	0	3.70	
Feb 26	vs UAB	7.0	4	0	0	3	8	0	0	0	0	0	0	0	0	2-0	6-8	0	3.41	
Mar 03	vs Washington	4.0	13	13	13	3	2	3	1	4	1	0	0	0	0	1-13	6-9	0	4.23	
Mar 03	vs Fresno State	6.0	5	4	4	4	4	1	0	1	1	0	0	0	0	3-4	6-10	0	4.26	
Mar 04	vs South Carolina	6.0	14	8	8	1	1	4	1	0	0	0	1	0	0	0-8	6-11	0	4.54	
Mar 05	vs Long Beach State	7.0	15	5	4	3	4	1	0	2	1	0	0	1	0	4-5	6-12	0	4.51	
Mar 05	vs California	6.0	9	6	6	3	4	0	0	1	0	0	0	0	0	3-6	6-13	0	4.63	
Mar 10	vs Western Illinois	8.0	1	0	0	0	8	0	0	0	0	0	0	0	0	1-0	7-13	0	4.34	
Mar 10	vs Lipscomb	8.0	3	2	1	5	9	0	0	0	1	0	1	0	0	3-2	8-13	0	4.14	
Mar 11	vs Oakland	6.0	7	4	3	4	13	2	0	0	1	0	0	0	0	16-4	9-13	0	4.11	
Mar 11	at Memphis	5.0	6	1	1	3	6	1	0	0	0	0	0	0	0	9-1	10-13	0	4.02	
Mar 12	vs Buffalo	5.0	3	0	0	1	7	1	0	0	1	0	0	1	0	8-0	11-13	0	3.89	
Mar 18	BOWLING GREEN	6.0	8	3	3	1	5	0	1	1	0	0	0	0	0	11-3	12-13	0	3.87	
Mar 18	UIC	8.0	16	11	9	3	4	4	1	0	0	0	0	1	0	9-11	12-14	0	4.06	
Mar 19	UIC	7.0	2	0	0	3	10	0	0	0	2	0	0	0	0	4-0	13-14	0	3.90	
Mar 19	BOWLING GREEN	7.0	6	0	0	0	7	1	0	0	0	0	0	1	0	1-0	14-14	1	3.75	
*Mar 24	RUTGERS	7.0	6	2	2	2	5	0	1	0	0	0	1	0	0	9-2	15-14	1	3.68	
*Mar 24	RUTGERS	5.0	5	2	2	2	0	3	0	0	0	0	0	0	0	23-2	16-14	1	3.66	
*Mar 25	RUTGERS	7.0	13	7	7	2	5	2	0	3	1	0	0	1	0	5-7	16-15	1	3.78	
Mar 29	at Louisville	6.0	7	2	1	3	2	0	0	0	0	0	0	1	1	1-2	16-16	1	3.70	
Totals		204.1	222	131	108	96	180	32	8	20	14	0	5	9	1	156-131	16-16	1	3.70	

2017 Indiana Softball
Game Results for Indiana (as of Mar 29, 2017)
(All games)

	Opponent	Score	Inns	Overall	Big Ten	Pitcher of record		
Feb 10, 2017	vs #24 Fresno State	L 0-2	7	0-1-0	0-0-0	Trainer (L 0-1)	87	2:00
Feb 10, 2017	vs Seattle	w 7-3	7	1-1-0	0-0-0	Goodin (W 1-0)	93	2:20
Feb 11, 2017	vs #18 Utah	L 0-7	7	1-2-0	0-0-0	Conenna, J. (L 0-1)	260	2:00
Feb 11, 2017	at Arizona State	L 2-4	7	1-3-0	0-0-0	Trainer (L 0-2)	839	1:50
Feb 12, 2017	vs St. Mary's	w 2-0	7	2-3-0	0-0-0	Trainer (W 1-2)	103	1:40
# Feb 16, 2017	at Texas	L 1-2	7	2-4-0	0-0-0	Trainer (L 1-3)	459	2:06
# Feb 17, 2017	vs Louisiana Tech	L 0-8	6	2-5-0	0-0-0	Goodin (L 1-1)	588	2:02
@ Feb 17, 2017	vs South Carolina	L 5-13	5	2-6-0	0-0-0	Trainer (L 1-4)	588	2:12
# Feb 18, 2017	at Texas	L 7-13	7	2-7-0	0-0-0	Goodin (L 1-2)	901	3:00
\$ Feb 24, 2017	vs Iowa State	w 4-1	7	3-7-0	0-0-0	Trainer (W 2-4)	127	1:55
Feb 24, 2017	vs UAB	w 7-0	7	4-7-0	0-0-0	Goodin (W 2-2)	273	2:06
Feb 25, 2017	vs Samford	L 2-4	7	4-8-0	0-0-0	Goodin (L 2-3)	0	1:48
Feb 26, 2017	vs Murray State	w 6-4	7	5-8-0	0-0-0	Goodin (W 3-3)	213	2:00
Feb 26, 2017	vs UAB	w 2-0	7	6-8-0	0-0-0	Goodin (W 4-3)	313	2:10
Mar 03, 2017	vs #7 Washington	L 1-13	5	6-9-0	0-0-0	Trainer (L 2-5)	0	1:36
Mar 03, 2017	vs Fresno State	L 3-4	7	6-10-0	0-0-0	Trainer (L 2-6)	567	2:15
Mar 04, 2017	vs South Carolina	L 0-8	6	6-11-0	0-0-0	Kirk (L 0-1)	93	1:44
Mar 05, 2017	vs Long Beach State	L 4-5	7	6-12-0	0-0-0	Trainer (L 2-7)	89	11:0
Mar 05, 2017	vs #23 California	L 3-6	6	6-13-0	0-0-0	Goodin (L 4-4)	78	2:10
Mar 10, 2017	vs Western Illinois	w 1-0	(8)	7-13-0	0-0-0	Goodin (W 5-4)	98	1:53
Mar 10, 2017	vs Lipscomb	w 3-2	(8)	8-13-0	0-0-0	Goodin (W 6-4)	103	2:05
Mar 11, 2017	vs Oakland	w 16-4	6	9-13-0	0-0-0	Goodin (W 7-4)	63	1:55
Mar 11, 2017	at Memphis	w 9-1	5	10-13-0	0-0-0	Trainer (W 3-7)	73	2:09
Mar 12, 2017	vs Buffalo	w 8-0	5	11-13-0	0-0-0	Trainer (W 4-7)	97	1:15
Mar 18, 2017	BOWLING GREEN	w 11-3	6	12-13-0	0-0-0	Trainer (W 5-7)	405	2:20
Mar 18, 2017	UIC	L 9-11	(8)	12-14-0	0-0-0	Conenna, J. (L 0-2)	303	3:24
Mar 19, 2017	UIC	w 4-0	7	13-14-0	0-0-0	Trainer (W 6-7)	383	1:58
Mar 19, 2017	BOWLING GREEN	w 1-0	7	14-14-0	0-0-0	Goodin (W 8-4)	416	1:42
* Mar 24, 2017	RUTGERS	w 9-2	7	15-14-0	1-0-0	Trainer (W 7-7)	407	1:52
* Mar 24, 2017	RUTGERS	w 23-2	5	16-14-0	2-0-0	Trainer (W 8-7)	431	2:07
* Mar 25, 2017	RUTGERS	L 5-7	7	16-15-0	2-1-0	Trainer (L 8-8)	443	1:49
Mar 29, 2017	at Louisville	L 1-2	7	16-16-0	2-1-0	Trainer (L 8-9)	653	1:42

() extra inning game

**2017 Indiana Softball
Batting Leaders for Indiana (as of Mar 29, 2017)
(All games)**

Hitting minimums - 1 Games 40 AB
Pitching minimums - 1 Games

<table border="0"> <thead> <tr> <th colspan="2" style="text-align: left;">Batting avg</th> </tr> </thead> <tbody> <tr><td>1. 66 Aimilia McDonough</td><td style="text-align: right;">.386</td></tr> <tr><td>2. 11 Rebecca Blitz</td><td style="text-align: right;">.344</td></tr> <tr><td>3. 23 Gabbi Jenkins</td><td style="text-align: right;">.314</td></tr> <tr><td>4. 22 Katie Lacefield</td><td style="text-align: right;">.300</td></tr> <tr><td>5. 18 Taylor Uden</td><td style="text-align: right;">.293</td></tr> </tbody> </table>	Batting avg		1. 66 Aimilia McDonough	.386	2. 11 Rebecca Blitz	.344	3. 23 Gabbi Jenkins	.314	4. 22 Katie Lacefield	.300	5. 18 Taylor Uden	.293	<table border="0"> <thead> <tr> <th colspan="2" style="text-align: left;">Slugging pct</th> </tr> </thead> <tbody> <tr><td>1. 66 Aimilia McDonough</td><td style="text-align: right;">.614</td></tr> <tr><td>2. 18 Taylor Uden</td><td style="text-align: right;">.495</td></tr> <tr><td>3. 24 CaraMia Tsirigos</td><td style="text-align: right;">.482</td></tr> <tr><td>4. 22 Katie Lacefield</td><td style="text-align: right;">.417</td></tr> <tr><td>5. 4 Erin Lehman</td><td style="text-align: right;">.381</td></tr> </tbody> </table>	Slugging pct		1. 66 Aimilia McDonough	.614	2. 18 Taylor Uden	.495	3. 24 CaraMia Tsirigos	.482	4. 22 Katie Lacefield	.417	5. 4 Erin Lehman	.381	<table border="0"> <thead> <tr> <th colspan="2" style="text-align: left;">On base pct</th> </tr> </thead> <tbody> <tr><td>1. 22 Katie Lacefield</td><td style="text-align: right;">.462</td></tr> <tr><td>2. 66 Aimilia McDonough</td><td style="text-align: right;">.453</td></tr> <tr><td>3. 11 Rebecca Blitz</td><td style="text-align: right;">.427</td></tr> <tr><td>4. 24 CaraMia Tsirigos</td><td style="text-align: right;">.396</td></tr> <tr><td>5. 18 Taylor Uden</td><td style="text-align: right;">.375</td></tr> </tbody> </table>	On base pct		1. 22 Katie Lacefield	.462	2. 66 Aimilia McDonough	.453	3. 11 Rebecca Blitz	.427	4. 24 CaraMia Tsirigos	.396	5. 18 Taylor Uden	.375
Batting avg																																						
1. 66 Aimilia McDonough	.386																																					
2. 11 Rebecca Blitz	.344																																					
3. 23 Gabbi Jenkins	.314																																					
4. 22 Katie Lacefield	.300																																					
5. 18 Taylor Uden	.293																																					
Slugging pct																																						
1. 66 Aimilia McDonough	.614																																					
2. 18 Taylor Uden	.495																																					
3. 24 CaraMia Tsirigos	.482																																					
4. 22 Katie Lacefield	.417																																					
5. 4 Erin Lehman	.381																																					
On base pct																																						
1. 22 Katie Lacefield	.462																																					
2. 66 Aimilia McDonough	.453																																					
3. 11 Rebecca Blitz	.427																																					
4. 24 CaraMia Tsirigos	.396																																					
5. 18 Taylor Uden	.375																																					
<table border="0"> <thead> <tr> <th colspan="2" style="text-align: left;">Runs scored</th> </tr> </thead> <tbody> <tr><td>1. 11 Rebecca Blitz</td><td style="text-align: right;">20</td></tr> <tr><td>2. 18 Taylor Uden</td><td style="text-align: right;">19</td></tr> <tr><td>4 Erin Lehman</td><td style="text-align: right;">19</td></tr> <tr><td>4. 66 Aimilia McDonough</td><td style="text-align: right;">16</td></tr> <tr><td>5. 2 tied at.....</td><td style="text-align: right;">14</td></tr> </tbody> </table>	Runs scored		1. 11 Rebecca Blitz	20	2. 18 Taylor Uden	19	4 Erin Lehman	19	4. 66 Aimilia McDonough	16	5. 2 tied at.....	14	<table border="0"> <thead> <tr> <th colspan="2" style="text-align: left;">Hits</th> </tr> </thead> <tbody> <tr><td>1. 11 Rebecca Blitz</td><td style="text-align: right;">33</td></tr> <tr><td>2. 18 Taylor Uden</td><td style="text-align: right;">29</td></tr> <tr><td>3. 23 Gabbi Jenkins</td><td style="text-align: right;">27</td></tr> <tr><td>4. 4 Erin Lehman</td><td style="text-align: right;">25</td></tr> <tr><td>5. 24 CaraMia Tsirigos</td><td style="text-align: right;">23</td></tr> </tbody> </table>	Hits		1. 11 Rebecca Blitz	33	2. 18 Taylor Uden	29	3. 23 Gabbi Jenkins	27	4. 4 Erin Lehman	25	5. 24 CaraMia Tsirigos	23	<table border="0"> <thead> <tr> <th colspan="2" style="text-align: left;">Runs batted in</th> </tr> </thead> <tbody> <tr><td>1. 18 Taylor Uden</td><td style="text-align: right;">25</td></tr> <tr><td>2. 24 CaraMia Tsirigos</td><td style="text-align: right;">21</td></tr> <tr><td>3. 21 Rachel O'Malley</td><td style="text-align: right;">14</td></tr> <tr><td>4. 4 Erin Lehman</td><td style="text-align: right;">12</td></tr> <tr><td>5. 2 tied at.....</td><td style="text-align: right;">10</td></tr> </tbody> </table>	Runs batted in		1. 18 Taylor Uden	25	2. 24 CaraMia Tsirigos	21	3. 21 Rachel O'Malley	14	4. 4 Erin Lehman	12	5. 2 tied at.....	10
Runs scored																																						
1. 11 Rebecca Blitz	20																																					
2. 18 Taylor Uden	19																																					
4 Erin Lehman	19																																					
4. 66 Aimilia McDonough	16																																					
5. 2 tied at.....	14																																					
Hits																																						
1. 11 Rebecca Blitz	33																																					
2. 18 Taylor Uden	29																																					
3. 23 Gabbi Jenkins	27																																					
4. 4 Erin Lehman	25																																					
5. 24 CaraMia Tsirigos	23																																					
Runs batted in																																						
1. 18 Taylor Uden	25																																					
2. 24 CaraMia Tsirigos	21																																					
3. 21 Rachel O'Malley	14																																					
4. 4 Erin Lehman	12																																					
5. 2 tied at.....	10																																					
<table border="0"> <thead> <tr> <th colspan="2" style="text-align: left;">Doubles</th> </tr> </thead> <tbody> <tr><td>1. 18 Taylor Uden</td><td style="text-align: right;">8</td></tr> <tr><td>2. 66 Aimilia McDonough</td><td style="text-align: right;">7</td></tr> <tr><td>3. 4 Erin Lehman</td><td style="text-align: right;">6</td></tr> <tr><td>4. 24 CaraMia Tsirigos</td><td style="text-align: right;">5</td></tr> <tr><td>22 Katie Lacefield</td><td style="text-align: right;">5</td></tr> </tbody> </table>	Doubles		1. 18 Taylor Uden	8	2. 66 Aimilia McDonough	7	3. 4 Erin Lehman	6	4. 24 CaraMia Tsirigos	5	22 Katie Lacefield	5	<table border="0"> <thead> <tr> <th colspan="2" style="text-align: left;">Triples</th> </tr> </thead> <tbody> <tr><td>1. 21 Rachel O'Malley</td><td style="text-align: right;">2</td></tr> <tr><td>2. 22 Katie Lacefield</td><td style="text-align: right;">1</td></tr> <tr><td>23 Gabbi Jenkins</td><td style="text-align: right;">1</td></tr> </tbody> </table>	Triples		1. 21 Rachel O'Malley	2	2. 22 Katie Lacefield	1	23 Gabbi Jenkins	1	<table border="0"> <thead> <tr> <th colspan="2" style="text-align: left;">Home runs</th> </tr> </thead> <tbody> <tr><td>1. 18 Taylor Uden</td><td style="text-align: right;">4</td></tr> <tr><td>24 CaraMia Tsirigos</td><td style="text-align: right;">4</td></tr> <tr><td>3. 66 Aimilia McDonough</td><td style="text-align: right;">2</td></tr> <tr><td>38 Nicole Lawvere</td><td style="text-align: right;">2</td></tr> <tr><td>4 Erin Lehman</td><td style="text-align: right;">2</td></tr> </tbody> </table>	Home runs		1. 18 Taylor Uden	4	24 CaraMia Tsirigos	4	3. 66 Aimilia McDonough	2	38 Nicole Lawvere	2	4 Erin Lehman	2				
Doubles																																						
1. 18 Taylor Uden	8																																					
2. 66 Aimilia McDonough	7																																					
3. 4 Erin Lehman	6																																					
4. 24 CaraMia Tsirigos	5																																					
22 Katie Lacefield	5																																					
Triples																																						
1. 21 Rachel O'Malley	2																																					
2. 22 Katie Lacefield	1																																					
23 Gabbi Jenkins	1																																					
Home runs																																						
1. 18 Taylor Uden	4																																					
24 CaraMia Tsirigos	4																																					
3. 66 Aimilia McDonough	2																																					
38 Nicole Lawvere	2																																					
4 Erin Lehman	2																																					
<table border="0"> <thead> <tr> <th colspan="2" style="text-align: left;">Total bases</th> </tr> </thead> <tbody> <tr><td>1. 18 Taylor Uden</td><td style="text-align: right;">49</td></tr> <tr><td>2. 24 CaraMia Tsirigos</td><td style="text-align: right;">40</td></tr> <tr><td>3. 4 Erin Lehman</td><td style="text-align: right;">37</td></tr> <tr><td>4. 66 Aimilia McDonough</td><td style="text-align: right;">35</td></tr> <tr><td>11 Rebecca Blitz</td><td style="text-align: right;">35</td></tr> </tbody> </table>	Total bases		1. 18 Taylor Uden	49	2. 24 CaraMia Tsirigos	40	3. 4 Erin Lehman	37	4. 66 Aimilia McDonough	35	11 Rebecca Blitz	35	<table border="0"> <thead> <tr> <th colspan="2" style="text-align: left;">Walks</th> </tr> </thead> <tbody> <tr><td>1. 22 Katie Lacefield</td><td style="text-align: right;">17</td></tr> <tr><td>2. 24 CaraMia Tsirigos</td><td style="text-align: right;">16</td></tr> <tr><td>3. 11 Rebecca Blitz</td><td style="text-align: right;">12</td></tr> <tr><td>4. 18 Taylor Uden</td><td style="text-align: right;">11</td></tr> <tr><td>5. 21 Rachel O'Malley</td><td style="text-align: right;">10</td></tr> </tbody> </table>	Walks		1. 22 Katie Lacefield	17	2. 24 CaraMia Tsirigos	16	3. 11 Rebecca Blitz	12	4. 18 Taylor Uden	11	5. 21 Rachel O'Malley	10	<table border="0"> <thead> <tr> <th colspan="2" style="text-align: left;">Hit by pitch</th> </tr> </thead> <tbody> <tr><td>1. 66 Aimilia McDonough</td><td style="text-align: right;">2</td></tr> <tr><td>44 Kayla Mathewson</td><td style="text-align: right;">2</td></tr> <tr><td>18 Taylor Uden</td><td style="text-align: right;">2</td></tr> <tr><td>11 Rebecca Blitz</td><td style="text-align: right;">2</td></tr> <tr><td>5. 6 tied at.....</td><td style="text-align: right;">1</td></tr> </tbody> </table>	Hit by pitch		1. 66 Aimilia McDonough	2	44 Kayla Mathewson	2	18 Taylor Uden	2	11 Rebecca Blitz	2	5. 6 tied at.....	1
Total bases																																						
1. 18 Taylor Uden	49																																					
2. 24 CaraMia Tsirigos	40																																					
3. 4 Erin Lehman	37																																					
4. 66 Aimilia McDonough	35																																					
11 Rebecca Blitz	35																																					
Walks																																						
1. 22 Katie Lacefield	17																																					
2. 24 CaraMia Tsirigos	16																																					
3. 11 Rebecca Blitz	12																																					
4. 18 Taylor Uden	11																																					
5. 21 Rachel O'Malley	10																																					
Hit by pitch																																						
1. 66 Aimilia McDonough	2																																					
44 Kayla Mathewson	2																																					
18 Taylor Uden	2																																					
11 Rebecca Blitz	2																																					
5. 6 tied at.....	1																																					
<table border="0"> <thead> <tr> <th colspan="2" style="text-align: left;">Sac bunts</th> </tr> </thead> <tbody> <tr><td>1. 22 Katie Lacefield</td><td style="text-align: right;">3</td></tr> <tr><td>2. 11 Rebecca Blitz</td><td style="text-align: right;">2</td></tr> <tr><td>3. 7 tied at.....</td><td style="text-align: right;">1</td></tr> </tbody> </table>	Sac bunts		1. 22 Katie Lacefield	3	2. 11 Rebecca Blitz	2	3. 7 tied at.....	1	<table border="0"> <thead> <tr> <th colspan="2" style="text-align: left;">Sac flies</th> </tr> </thead> <tbody> <tr><td>1. 10 Sarah Galovich</td><td style="text-align: right;">1</td></tr> <tr><td>23 Gabbi Jenkins</td><td style="text-align: right;">1</td></tr> <tr><td>44 Kayla Mathewson</td><td style="text-align: right;">1</td></tr> <tr><td>21 Rachel O'Malley</td><td style="text-align: right;">1</td></tr> <tr><td>24 CaraMia Tsirigos</td><td style="text-align: right;">1</td></tr> </tbody> </table>	Sac flies		1. 10 Sarah Galovich	1	23 Gabbi Jenkins	1	44 Kayla Mathewson	1	21 Rachel O'Malley	1	24 CaraMia Tsirigos	1	<table border="0"> <thead> <tr> <th colspan="2" style="text-align: left;">Stolen bases</th> </tr> </thead> <tbody> <tr><td>1. 11 Rebecca Blitz</td><td style="text-align: right;">11</td></tr> <tr><td>2. 22 Katie Lacefield</td><td style="text-align: right;">6</td></tr> <tr><td>23 Gabbi Jenkins</td><td style="text-align: right;">6</td></tr> <tr><td>4. 4 Erin Lehman</td><td style="text-align: right;">2</td></tr> <tr><td>5. 3 tied at.....</td><td style="text-align: right;">1</td></tr> </tbody> </table>	Stolen bases		1. 11 Rebecca Blitz	11	2. 22 Katie Lacefield	6	23 Gabbi Jenkins	6	4. 4 Erin Lehman	2	5. 3 tied at.....	1				
Sac bunts																																						
1. 22 Katie Lacefield	3																																					
2. 11 Rebecca Blitz	2																																					
3. 7 tied at.....	1																																					
Sac flies																																						
1. 10 Sarah Galovich	1																																					
23 Gabbi Jenkins	1																																					
44 Kayla Mathewson	1																																					
21 Rachel O'Malley	1																																					
24 CaraMia Tsirigos	1																																					
Stolen bases																																						
1. 11 Rebecca Blitz	11																																					
2. 22 Katie Lacefield	6																																					
23 Gabbi Jenkins	6																																					
4. 4 Erin Lehman	2																																					
5. 3 tied at.....	1																																					
<table border="0"> <thead> <tr> <th colspan="2" style="text-align: left;">Caught stealing</th> </tr> </thead> <tbody> <tr><td>1. 11 Rebecca Blitz</td><td style="text-align: right;">3</td></tr> <tr><td>21 Rachel O'Malley</td><td style="text-align: right;">3</td></tr> <tr><td>3. 23 Gabbi Jenkins</td><td style="text-align: right;">2</td></tr> <tr><td>22 Katie Lacefield</td><td style="text-align: right;">2</td></tr> </tbody> </table>	Caught stealing		1. 11 Rebecca Blitz	3	21 Rachel O'Malley	3	3. 23 Gabbi Jenkins	2	22 Katie Lacefield	2	<table border="0"> <thead> <tr> <th colspan="2" style="text-align: left;">Steal attempts</th> </tr> </thead> <tbody> <tr><td>1. 11 Rebecca Blitz</td><td style="text-align: right;">14</td></tr> <tr><td>2. 23 Gabbi Jenkins</td><td style="text-align: right;">8</td></tr> <tr><td>22 Katie Lacefield</td><td style="text-align: right;">8</td></tr> <tr><td>4. 21 Rachel O'Malley</td><td style="text-align: right;">4</td></tr> <tr><td>5. 4 Erin Lehman</td><td style="text-align: right;">2</td></tr> </tbody> </table>	Steal attempts		1. 11 Rebecca Blitz	14	2. 23 Gabbi Jenkins	8	22 Katie Lacefield	8	4. 21 Rachel O'Malley	4	5. 4 Erin Lehman	2	<table border="0"> <thead> <tr> <th colspan="2" style="text-align: left;">Stolen base pct</th> </tr> </thead> <tbody> <tr><td>1. 4 Erin Lehman</td><td style="text-align: right;">1.000</td></tr> <tr><td>44 Kayla Mathewson</td><td style="text-align: right;">1.000</td></tr> <tr><td>3. 11 Rebecca Blitz</td><td style="text-align: right;">.786</td></tr> <tr><td>4. 23 Gabbi Jenkins</td><td style="text-align: right;">.750</td></tr> <tr><td>22 Katie Lacefield</td><td style="text-align: right;">.750</td></tr> </tbody> </table>	Stolen base pct		1. 4 Erin Lehman	1.000	44 Kayla Mathewson	1.000	3. 11 Rebecca Blitz	.786	4. 23 Gabbi Jenkins	.750	22 Katie Lacefield	.750		
Caught stealing																																						
1. 11 Rebecca Blitz	3																																					
21 Rachel O'Malley	3																																					
3. 23 Gabbi Jenkins	2																																					
22 Katie Lacefield	2																																					
Steal attempts																																						
1. 11 Rebecca Blitz	14																																					
2. 23 Gabbi Jenkins	8																																					
22 Katie Lacefield	8																																					
4. 21 Rachel O'Malley	4																																					
5. 4 Erin Lehman	2																																					
Stolen base pct																																						
1. 4 Erin Lehman	1.000																																					
44 Kayla Mathewson	1.000																																					
3. 11 Rebecca Blitz	.786																																					
4. 23 Gabbi Jenkins	.750																																					
22 Katie Lacefield	.750																																					
<table border="0"> <thead> <tr> <th colspan="2" style="text-align: left;">Strikeouts</th> </tr> </thead> <tbody> <tr><td>1. 23 Gabbi Jenkins</td><td style="text-align: right;">20</td></tr> <tr><td>2. 11 Rebecca Blitz</td><td style="text-align: right;">17</td></tr> <tr><td>3. 18 Taylor Uden</td><td style="text-align: right;">15</td></tr> <tr><td>66 Aimilia McDonough</td><td style="text-align: right;">15</td></tr> <tr><td>5. 22 Katie Lacefield</td><td style="text-align: right;">12</td></tr> </tbody> </table>	Strikeouts		1. 23 Gabbi Jenkins	20	2. 11 Rebecca Blitz	17	3. 18 Taylor Uden	15	66 Aimilia McDonough	15	5. 22 Katie Lacefield	12	<table border="0"> <thead> <tr> <th colspan="2" style="text-align: left;">Grounded into DP</th> </tr> </thead> <tbody> <tr><td>1. 42 Bella Norton</td><td style="text-align: right;">1</td></tr> <tr><td>44 Kayla Mathewson</td><td style="text-align: right;">1</td></tr> <tr><td>4 Erin Lehman</td><td style="text-align: right;">1</td></tr> <tr><td>22 Katie Lacefield</td><td style="text-align: right;">1</td></tr> </tbody> </table>	Grounded into DP		1. 42 Bella Norton	1	44 Kayla Mathewson	1	4 Erin Lehman	1	22 Katie Lacefield	1	<table border="0"> <thead> <tr> <th colspan="2" style="text-align: left;">Total plate appearances</th> </tr> </thead> <tbody> <tr><td>1. 18 Taylor Uden</td><td style="text-align: right;">112</td></tr> <tr><td>11 Rebecca Blitz</td><td style="text-align: right;">112</td></tr> <tr><td>3. 4 Erin Lehman</td><td style="text-align: right;">107</td></tr> <tr><td>4. 24 CaraMia Tsirigos</td><td style="text-align: right;">101</td></tr> <tr><td>5. 21 Rachel O'Malley</td><td style="text-align: right;">97</td></tr> </tbody> </table>	Total plate appearances		1. 18 Taylor Uden	112	11 Rebecca Blitz	112	3. 4 Erin Lehman	107	4. 24 CaraMia Tsirigos	101	5. 21 Rachel O'Malley	97		
Strikeouts																																						
1. 23 Gabbi Jenkins	20																																					
2. 11 Rebecca Blitz	17																																					
3. 18 Taylor Uden	15																																					
66 Aimilia McDonough	15																																					
5. 22 Katie Lacefield	12																																					
Grounded into DP																																						
1. 42 Bella Norton	1																																					
44 Kayla Mathewson	1																																					
4 Erin Lehman	1																																					
22 Katie Lacefield	1																																					
Total plate appearances																																						
1. 18 Taylor Uden	112																																					
11 Rebecca Blitz	112																																					
3. 4 Erin Lehman	107																																					
4. 24 CaraMia Tsirigos	101																																					
5. 21 Rachel O'Malley	97																																					

INDIVIDUAL CAREER HISTORY

Rebecca Blitz

Year	avg	gp-gs	ab	r	h	2b	3b	hr	rbi	tb	slg%	bb	hbp	so	gdp	ob%	sf	sh	sb-att	po	a	e	fld%
2015	.345	56-56	171	41	59	1	2	0	13	64	.374	23	6	27	0	.438	1	5	15-19	99	6	2	.981
2016	.350	54-54	180	34	63	4	1	0	17	69	.383	17	3	16	0	.415	0	4	29-35	70	3	2	.973
2017	.344	32-30	96	20	33	2	0	0	10	35	.365	12	2	17	0	.427	0	2	11-14	39	2	0	1.000
TOTAL	.347	142-140	447	95	155	7	3	0	40	168	.376	52	11	60	0	.427	1	11	55-68	208	11	4	.982

Jessica Conenna

Year	avg	gp-gs	ab	r	h	2b	3b	hr	rbi	tb	slg%	bb	hbp	so	gdp	ob%	sf	sh	sb-att	po	a	e	fld%
2017	7.38	0-2	7	1	0	0/0	0	12.1	25	18	13	7	1	1	2	3	68	.455	2	0	0	3	3
TOTAL	7.38	0-2	7	1	0	0/0	0	12.1	25	18	13	7	1	1	2	3	68	.455	2	0	0	3	3

Sarah Galovich

Year	avg	gp-gs	ab	r	h	2b	3b	hr	rbi	tb	slg%	bb	hbp	so	gdp	ob%	sf	sh	sb-att	po	a	e	fld%
2016	.171	52-51	111	14	19	6	0	0	10	25	.225	6	2	25	1	.225	1	3	5-5	55	92	21	.875
2017	.250	20-3	16	7	4	1	0	0	4	5	.313	1	0	6	0	.278	1	0	0-0	6	5	1	.917
TOTAL	.181	72-54	127	21	23	7	0	0	14	30	.236	7	2	31	1	.232	2	3	5-5	61	97	22	.878

Shayna Gamm

Year	avg	gp-gs	ab	r	h	2b	3b	hr	rbi	tb	slg%	bb	hbp	so	gdp	ob%	sf	sh	sb-att	po	a	e	fld%
2017	.241	14-11	29	5	7	1	0	0	7	8	.276	5	1	9	0	.371	0	0	0-0	55	11	2	.971
TOTAL	.241	14-11	29	5	7	1	0	0	7	8	.276	5	1	9	0	.371	0	0	0-0	55	11	2	.971

Emily Goodin

Year	avg	gp-gs	ab	r	h	2b	3b	hr	rbi	tb	slg%	bb	hbp	so	gdp	ob%	sf	sh	sb-att	po	a	e	fld%
2017	.000	0-0	0	0	0	0	0	0	0	0	.000	0	0	0	0	.000	0	0	0-0	2	9	1	.917
TOTAL	.000	0-0	0	0	0	0	0	0	0	0	.000	0	0	0	0	.000	0	0	0-0	2	9	1	.917

Year	era	w-l	app	gs	cg	sho	sv	ip	h	r	er	bb	so	2b	3b	hr	bf	bavg	wp	hbp	bk	sfa	sha
2017	3.58	8-4	22	7	3	2/2	0	76.1	72	46	39	29	56	12	3	7	335	.242	1	0	0	3	5
TOTAL	3.58	8-4	22	7	3	2/2	0	76.1	72	46	39	29	56	12	3	7	335	.242	1	0	0	3	5

Sydney Hester

Year	avg	gp-gs	ab	r	h	2b	3b	hr	rbi	tb	slg%	bb	hbp	so	gdp	ob%	sf	sh	sb-att	po	a	e	fld%
2017	.000	22-0	3	6	0	0	0	0	0	0	.000	0	0	1	0	.000	0	0	1-1	0	0	0	.000
TOTAL	.000	22-0	3	6	0	0	0	0	0	0	.000	0	0	1	0	.000	0	0	1-1	0	0	0	.000

Gabbi Jenkins

Year	avg	gp-gs	ab	r	h	2b	3b	hr	rbi	tb	slg%	bb	hbp	so	gdp	ob%	sf	sh	sb-att	po	a	e	fld%
2017	.314	32-23	86	14	27	1	1	0	10	30	.349	3	0	20	0	.333	1	1	6-8	24	1	3	.893
TOTAL	.314	32-23	86	14	27	1	1	0	10	30	.349	3	0	20	0	.333	1	1	6-8	24	1	3	.893

INDIVIDUAL CAREER HISTORY

Emily Kirk

Year	avg	gp-gs	ab	r	h	2b	3b	hr	rbi	tb	slg%	bb	hbp	so	gdp	ob%	sf	sh	sb-att	po	a	e	fld%
2015	.000	0-0	0	0	0	0	0	0	0	0	.000	0	0	0	0	.000	0	0	0-0	0	3	0	1.000
2016	.000	0-0	0	0	0	0	0	0	0	0	.000	0	0	0	0	.000	0	0	0-0	1	11	0	1.000
2017	.000	0-0	0	0	0	0	0	0	0	0	.000	0	0	0	0	.000	0	0	0-0	0	2	0	1.000
TOTAL	.000	0-0	0	0	0	0	0	0	0	0	.000	0	0	0	0	.000	0	0	0-0	1	16	0	1.000

Year	era	w-l	app	gs	cg	sho	sv	ip	h	r	er	bb	so	2b	3b	hr	bf	bavg	wp	hbp	bk	sfa	sha
2015	10.84	0-1	5	1	0	0/0	0	10.1	24	19	16	3	4	5	1	1	64	.421	0	3	0	1	0
2016	4.04	4-3	24	6	2	0/1	1	53.2	87	44	31	24	20	13	0	5	270	.366	0	2	0	1	5
2017	6.24	0-1	8	3	0	0/0	0	12.1	27	13	11	2	4	7	1	0	65	.443	1	1	0	0	1
TOTAL	5.32	4-5	37	10	2	0/1	1	76.1	138	76	58	29	28	25	2	6	399	.388	1	6	0	2	6

Katie Lacefield

Year	avg	gp-gs	ab	r	h	2b	3b	hr	rbi	tb	slg%	bb	hbp	so	gdp	ob%	sf	sh	sb-att	po	a	e	fld%
2017	.300	30-29	60	14	18	5	1	0	9	25	.417	17	1	12	1	.462	0	3	6-8	28	40	5	.932
TOTAL	.300	30-29	60	14	18	5	1	0	9	25	.417	17	1	12	1	.462	0	3	6-8	28	40	5	.932

Maria Latimer

Year	avg	gp-gs	ab	r	h	2b	3b	hr	rbi	tb	slg%	bb	hbp	so	gdp	ob%	sf	sh	sb-att	po	a	e	fld%
2014	.000	1-0	0	0	0	0	0	0	0	0	.000	0	0	0	0	.000	0	0	0-0	0	0	0	.000
2016	.000	1-0	1	0	0	0	0	0	0	0	.000	0	0	0	0	.000	0	0	0-0	0	0	0	.000
TOTAL	.000	2-0	1	0	0	0	0	0	0	0	.000	0	0	0	0	.000	0	0	0-0	0	0	0	.000

Nicole Lawvere

Year	avg	gp-gs	ab	r	h	2b	3b	hr	rbi	tb	slg%	bb	hbp	so	gdp	ob%	sf	sh	sb-att	po	a	e	fld%
2016	.111	7-2	9	0	1	0	0	0	0	1	.111	1	0	2	0	.200	0	1	0-0	1	2	0	1.000
2017	.300	11-1	10	3	3	0	0	2	5	9	.900	2	1	2	0	.462	0	0	0-0	0	0	0	.000
TOTAL	.211	18-3	19	3	4	0	0	2	5	10	.526	3	1	4	0	.348	0	1	0-0	1	2	0	1.000

Erin Lehman

Year	avg	gp-gs	ab	r	h	2b	3b	hr	rbi	tb	slg%	bb	hbp	so	gdp	ob%	sf	sh	sb-att	po	a	e	fld%
2014	.224	49-45	107	16	24	0	1	1	9	29	.271	4	3	11	0	.272	0	2	2-2	62	74	10	.932
2015	.360	43-39	114	25	41	10	1	0	20	53	.465	8	6	15	1	.430	0	1	3-3	64	71	5	.964
2016	.315	54-54	168	27	53	7	0	2	27	66	.393	7	5	16	0	.359	1	8	13-15	90	91	11	.943
2017	.258	32-32	97	19	25	6	0	2	12	37	.381	8	1	6	1	.321	0	1	2-2	65	38	5	.954
TOTAL	.294	178-170	486	87	143	23	2	5	68	185	.381	27	15	48	2	.350	1	12	20-22	281	274	31	.947

Kayla Mathewson

Year	avg	gp-gs	ab	r	h	2b	3b	hr	rbi	tb	slg%	bb	hbp	so	gdp	ob%	sf	sh	sb-att	po	a	e	fld%
2014	.111	32-17	45	8	5	1	0	1	6	9	.200	11	2	13	0	.310	0	4	0-0	9	0	0	1.000
2015	.273	24-6	33	4	9	0	0	0	1	9	.273	3	2	9	0	.368	0	0	0-0	7	0	0	1.000
2016	.136	27-5	22	2	3	0	0	0	0	3	.136	2	0	7	0	.208	0	0	0-1	8	2	2	.833
2017	.175	31-14	40	8	7	2	0	0	4	9	.225	5	2	7	1	.292	1	1	1-1	21	3	1	.960
TOTAL	.171	114-42	140	22	24	3	0	1	11	30	.214	21	6	36	1	.304	1	5	1-2	45	5	3	.943

INDIVIDUAL CAREER HISTORY

Aimilia McDonough

Year	avg	gp-gs	ab	r	h	2b	3b	hr	rbi	tb	slg%	bb	hbp	so	gdp	ob%	sf	sh	sb-att	po	a	e	fld%
2016	.273	27-14	44	5	12	2	1	0	3	16	.364	8	3	14	0	.418	0	2	3-4	3	0	0	1.000
2017	.386	26-25	57	16	22	7	0	2	9	35	.614	5	2	15	0	.453	0	1	0-0	28	0	0	1.000
TOTAL	.337	53-39	101	21	34	9	1	2	12	51	.505	13	5	29	0	.437	0	3	3-4	31	0	0	1.000

Bella Norton

Year	avg	gp-gs	ab	r	h	2b	3b	hr	rbi	tb	slg%	bb	hbp	so	gdp	ob%	sf	sh	sb-att	po	a	e	fld%
2017	.262	25-22	61	4	16	4	0	1	9	23	.377	6	0	11	1	.328	0	1	0-0	123	8	2	.985
TOTAL	.262	25-22	61	4	16	4	0	1	9	23	.377	6	0	11	1	.328	0	1	0-0	123	8	2	.985

Rachel O'Malley

Year	avg	gp-gs	ab	r	h	2b	3b	hr	rbi	tb	slg%	bb	hbp	so	gdp	ob%	sf	sh	sb-att	po	a	e	fld%
2015	.269	51-48	119	18	32	3	0	3	17	44	.370	11	1	23	0	.331	2	1	1-1	72	97	22	.885
2016	.257	54-54	136	16	35	4	0	0	10	39	.287	15	3	23	0	.342	1	4	3-5	62	94	9	.945
2017	.250	32-31	84	8	21	4	2	1	14	32	.381	10	1	10	0	.333	1	1	1-4	36	43	4	.952
TOTAL	.260	137-133	339	42	88	11	2	4	41	115	.339	36	5	56	0	.336	4	6	5-10	170	234	35	.920

Sarah Thompson

Year	avg	gp-gs	ab	r	h	2b	3b	hr	rbi	tb	slg%	bb	hbp	so	gdp	ob%	sf	sh	sb-att	po	a	e	fld%
2015	.100	18-3	10	3	1	0	0	0	0	1	.100	1	0	6	0	.182	0	1	0-0	3	0	2	.600
2016	.053	27-3	19	10	1	0	0	0	0	1	.053	1	0	4	0	.100	0	0	1-1	5	0	1	.833
2017	.235	14-4	17	4	4	2	0	0	4	6	.353	2	0	9	0	.316	0	1	0-0	4	0	1	.800
TOTAL	.130	59-10	46	17	6	2	0	0	4	8	.174	4	0	19	0	.200	0	2	1-1	12	0	4	.750

Tara Trainer

Year	avg	gp-gs	ab	r	h	2b	3b	hr	rbi	tb	slg%	bb	hbp	so	gdp	ob%	sf	sh	sb-att	po	a	e	fld%
2016	.000	0-0	0	0	0	0	0	0	0	0	.000	0	0	0	0	.000	0	0	0-0	7	13	1	.952
2017	.000	0-0	0	0	0	0	0	0	0	0	.000	0	0	0	0	.000	0	0	0-0	2	11	4	.765
TOTAL	.000	0-0	0	0	0	0	0	0	0	0	.000	0	0	0	0	.000	0	0	0-0	9	24	5	.868

Year	era	w-l	app	gs	cg	sho	sv	ip	h	r	er	bb	so	2b	3b	hr	bf	bavg	wp	hbp	bk	sfa	sha
2016	3.20	12-13	36	27	6	4/1	1	153.0	118	87	70	109	183	28	2	19	690	.209	24	7	0	3	7
2017	3.05	8-9	23	21	10	3/2	1	103.1	98	54	45	58	119	12	2	10	472	.245	10	4	0	1	9
TOTAL	3.14	20-22	59	48	16	7/3	2	256.1	216	141	115	167	302	40	4	29	1162	.224	34	11	0	4	16

CaraMia Tsirigos

Year	avg	gp-gs	ab	r	h	2b	3b	hr	rbi	tb	slg%	bb	hbp	so	gdp	ob%	sf	sh	sb-att	po	a	e	fld%
2014	.236	42-41	106	9	25	1	0	6	16	44	.415	21	1	20	3	.364	1	2	0-0	221	5	3	.987
2015	.209	48-42	115	13	24	5	0	4	21	41	.357	28	3	25	3	.372	2	1	0-0	282	17	3	.990
2016	.303	48-45	109	15	33	5	0	7	25	59	.541	31	1	23	2	.458	1	2	0-0	24	0	1	.960
2017	.277	31-31	83	9	23	5	0	4	21	40	.482	16	1	6	0	.396	1	0	0-0	4	0	0	1.000
TOTAL	.254	169-159	413	46	105	16	0	21	83	184	.446	96	6	74	8	.398	5	5	0-0	531	22	7	.988

INDIVIDUAL CAREER HISTORY

Taylor Uden

Year	avg	gp-gs	ab	r	h	2b	3b	hr	rbi	tb	slg%	bb	hbp	so	gdp	ob%	sf	sh	sb-att	po	a	e	fld%
2015	.238	55-55	151	23	36	10	0	3	17	55	.364	22	2	41	0	.343	0	3	2-3	67	95	27	.857
2016	.295	49-40	112	13	33	5	0	3	31	47	.420	17	1	23	0	.389	1	2	2-2	257	20	4	.986
2017	.293	32-32	99	19	29	8	0	4	25	49	.495	11	2	15	0	.375	0	0	0-0	176	15	3	.985
TOTAL	.271	136-127	362	55	98	23	0	10	73	151	.417	50	5	79	0	.366	1	5	4-5	500	130	34	.949

Year	era	w-l	app	gs	cq	sho	sv	ip	h	r	er	bb	so	2b	3b	hr	bf	bavg	wp	hbp	bk	sfa	sha
2015	42.00	0-0	1	0	0	0/0	0	0.1	2	2	2	0	1	0	0	1	3	.667	0	0	0	0	0
TOTAL	42.00	0-0	1	0	0	0/0	0	0.1	2	2	2	0	1	0	0	1	3	.667	0	0	0	0	0

Josie Wood

Year	avg	gp-gs	ab	r	h	2b	3b	hr	rbi	tb	slg%	bb	hbp	so	gdp	ob%	sf	sh	sb-att	po	a	e	fld%
2016	.000	0-0	0	0	0	0	0	0	0	0	.000	0	0	0	0	.000	0	0	0-0	6	31	4	.902
TOTAL	.000	0-0	0	0	0	0	0	0	0	0	.000	0	0	0	0	.000	0	0	0-0	6	31	4	.902

Year	era	w-l	app	gs	cq	sho	sv	ip	h	r	er	bb	so	2b	3b	hr	bf	bavg	wp	hbp	bk	sfa	sha
2016	3.69	13-9	39	21	7	3/0	0	151.2	159	108	80	74	116	23	3	14	721	.259	10	20	3	2	10
TOTAL	3.69	13-9	39	21	7	3/0	0	151.2	159	108	80	74	116	23	3	14	721	.259	10	20	3	2	10