



2022 PENN STATE BASEBALL

PENN STATE VS. MICHIGAN STATE | MAY 7-9, 2022 | UNIVERSITY PARK, PA.

2022 SCHEDULE

Date Opponent Time/Result

FEBRUARY

18	vs. Monmouth (Cary, N.C.)	L, 1-10
19	vs. LIU (DH) (Cary, N.C.)	W, 14-3/L, 8-11
20	vs. Northeastern (Cary, N.C.)	L, 1-8
25	vs. Maine (Cary, N.C.)	W, 4-3
26	vs. Maine (DH) (Cary, N.C.)	L, 3-5/W, 9-3

MARCH

4	at #5 Virginia (ACCNX)	L, 1-10
5	at #5 Virginia (ACCNX)	L, 4-10
6	at #5 Virginia (ACCNX)	L, 1-13
8	at VMI (ESPN+)	L, 4-11
11	vs. UMass (Cary, N.C.)	W, 10-6
12	vs. UMass (Cary, N.C.)	L, 4-11
13	vs. UMass (Cary, N.C.)	W, 1-0
15-16	NIAGARA (B1G+)	Canceled
18	MILWAUKEE (B1G+)	W, 6-4
19	MILWAUKEE (B1G+)	W, 4-3
20	MILWAUKEE (B1G+)	L, 0-12
22	YOUNGSTOWN STATE (B1G+)	L, 1-2
25	RUTGERS* (B1G+)	L, 4-6
25	RUTGERS* (B1G+)	W, 8-6
26	RUTGERS* (B1G+)	L, 6-20
29	PITT (B1G+)	PPD
30	ST. BONAVENTURE (B1G+)	W, 3-2 (10)

APRIL

1	at #23 Maryland* (B1G+)	L, 4-8
2	at #23 Maryland* (B1G+)	W, 6-4 (10)
3	at #23 Maryland* (B1G+)	L, 2-7
6	BUCKNELL (B1G+)	W, 7-6
9	at Northwestern* (B1G+)	L, 4-5
9	at Northwestern* (B1G+)	W, 4-1
10	at Northwestern* (B1G+)	L, 2-5 (10)
12	WEST VIRGINIA (B1G+)	L, 4-8
14	PURDUE* (B1G+)	W, 12-7
15	PURDUE* (B1G+)	L, 5-11
16	PURDUE* (B1G+)	W, 7-5
20	MOUNT ST. MARY'S (B1G+)	W, 11-6
22	at Minnesota* (B1G+)	L, 3-7
23	at Minnesota* (B1G+)	W, 5-1
24	at Minnesota* (B1G+)	W, 6-5
26	BUCKNELL (B1G+)	L, 7-8
27	at West Virginia (ESPN+)	W, 8-4
29	OMAHA (B1G+)	W, 8-7
30	OMAHA (B1G+)	W, 4-3

MAY

1	OMAHA (B1G+)	Canceled
7	MICHIGAN STATE* (B1G+)	4 P.M.
8	MICHIGAN STATE* (B1G+)	1 P.M.
9	MICHIGAN STATE* (B1G+)	11 A.M.
10	at Georgetown (Bowie Baysox Stadium)	6 p.m.
13	at Ohio State* (B1G+)	6:05 p.m.
14	at Ohio State* (B1G+)	3:05 p.m.
15	at Ohio State* (BTN)	1:05 p.m.
17	at Pitt (PNC Park)	6 p.m.
19	ILLINOIS* (B1G+)	6 P.M.
20	ILLINOIS* (B1G+)	6 P.M.
21	ILLINOIS* (B1G+, Senior Day)	1 P.M.
25-29	Big Ten Tournament (Omaha, Neb.)	TBA

STRATEGIC COMMUNICATIONS

Primary Contact.....Paul Marboe
 Office Phone.....814-865-1757
 Cell Phone814-777-7604
 Emailprn5118@psu.edu

PENN STATE NITTANY LIONS
(20-21, 7-8 BIG TEN)



vs.

MICHIGAN STATE SPARTANS
(21-21, 6-9 BIG TEN)




GOPSUSPORTS.COM | @PENNSTATEBASE | MEDLAR FIELD AT LUBRANO PARK
 BIG+ | RADIO: ESPN Radio 103.7/1450 (Brian Tripp)
 ONLINE | Links to live video, live audio and live stats available at GoPSUSports.com

LEADING OFF

- Penn State hosts Michigan State for a key Big Ten series this weekend.
- In an extremely tight Big Ten standings, Penn State and Michigan State are two of six teams between 7-8 and 6-9.
- Penn State is coming off two wins over Omaha last weekend.
- Derek Cease was named Big Ten Freshman of the Week after going 5-of-7 (.714) at the plate in four games last week. He drove in two runs and scored four, including the game-tying run on Friday vs. Omaha and the go-ahead run on Saturday.
- In game one, Jaden Henline threw 4.2 shutout innings to close out the game and Johnny Piacentino had a two-run triple.
- In Saturday's game, Jay Harry and Matt Wood each had two hits and Jordan Morales closed it out with three scoreless innings.
- Wood has a hit in 23-straight games, tied for the second-longest hit streak in program history with Mike DeRenzo (2002).
- Over his last 20 games, Josh Spiegel has 13 extra-base hits and 19 RBI.

PROJECTED STARTERS



Jaden Henline
 RHP | So. | 6-2 | 195
 New Cumberland, Pa.
 13 Appearances/4 Starts
 1-2, 4.61 ERA, 44K/13BB



TBA



TBA

LINEUP (MOST STARTS BY POSITION)

No.	Name	Pos.	B/T	Ht./Wt.	Yr.	AVG	HR	RBI
14	Matt Wood	C	L/R	5-10/190	Jr.	.415	6	37
3	Cole Bartels	1B	R/R	6-3/195	Gr.	.278	2	16
2	Kyle Hannon	2B	L/R	5-10/194	So.	.288	0	8
1	Jay Harry	SS	L/R	6-0/195	So.	.313	4	21
7	C.J. Pittaro	3B	L/R	6-1/195	So.	.250	0	10
13	Tayven Kelley	L/F	R/R	6-3/200	Jr.	.187	0	16
22	Johnny Piacentino	CF	R/R	5-11/185	Jr.	.250	2	17
35	Billy Gerlott	RF	R/R	6-1/195	So.	.217	3	19
41	Josh Spiegel	DH	R/R	6-3/206	R-Jr.	.304	6	29

No.	Name	Pos.	B/T	Yr.	Ht.	Wt.	Hometown/High School/Last School
1	Jay Harry	IF	L/R	So.	6-0	195	Metuchen, N.J./Metuchen
2	Kyle Hannon	IF/OF	L/R	So.	5-10	194	Harrisburg, Pa. / Red Land
3	Cole Bartels	OF/IF	R/R	Gr.	6-3	195	Belmont, Mass. / Belmont
4	Tyson Cooper	C/IF	S/R	R-So.	5-9	200	State College, Pa. / State College Area
5	Carson Ertter	OF	L/L	Jr.	5-10	175	Ebensburg, Pa. / Bishop Carroll Catholic
6	Joe Nastasi	RHP	R/R	So.	6-0	217	State College, Pa. / State College
7	C.J. Pittaro	IF	L/R	So.	6-1	195	Hamilton, N.J. / Steinert / Vanderbilt
9	Connor Throneberry	IF/RHP	R/R	Fr.	6-6	230	St. Louis, Mo. / Marquette Senior
11	Chad Rogers	RHP	R/R	So.	6-5	220	Mentor, Ohio/Mentor
12	Kellan Tulio	LHP	L/L	Jr.	6-2	215	Emmaus, Pa. / Emmaus / Louisville
13	Tayven Kelley	OF	R/R	Jr.	6-3	200	Boiling Springs, Pa. / Boiling Springs
14	Matt Wood	C	L/R	Jr.	5-10	190	Gibsonia, Pa. / Pine Richland
15	Brenden Franks	IF/RHP	R/R	Jr.	6-3	205	State College, Pa. / State College
17	Seneca Gregory	RHP	R/R	Fr.	6-4	225	Stafford, Va. / Mountain View
18	Mason Mellott	RHP	R/R	Gr.	6-0	205	State College, Pa. / State College Area
19	Derek Cease	RHP/IF	R/R	Fr.	5-8	150	Plymouth, Pa. / Greater Nanticoke Area
20	Blaise Sciafani	RHP	R/R	Sr.	6-6	200	Souderton, Pa. / Souderton / UMass Lowell
21	Steven Miller	RHP	R/R	Sr.	6-1	190	Pittsburgh, Pa. / North Hills
22	Johnny Piacentino	OF	R/R	Jr.	5-11	185	Cherry Hill, N.J. / Bishop Eustace Prep
23	Jake Cooper	IF	R/R	Fr.	5-9	195	State College, Pa. / State College Area
24	Jaden Henline	RHP	L/R	So.	6-2	195	New Cumberland, Pa. / Red Land
25	Chase Renner	RHP	R/R	Fr.	6-4	190	Alburtis, Pa. / Brandywine Heights
27	Tommy Molsky	RHP	R/R	Fr.	6-1	160	Dillsburg, Pa. / Northern York County
28	Hutch Gagnon	LHP	L/L	Sr.	6-3	220	Downingtown, Pa. / Downingtown East
29	Carson Kohls	RHP	R/R	So.	6-0	195	Sacramento, Calif. / El Camino
30	Anthony Steele	1B/LHP/OFL/L	Fr.	6-4	225	Shelton, Conn. / Shelton	
31	Ryan Partridge	LHP	R/L	Jr.	6-3	215	Wexford, Pa. / North Allegheny
33	Travis Luensmann	RHP	R/R	So.	6-6	234	Altoona, Pa. / Bellewood-Antis / South Carolina
34	Richie Paltridge	LHP/1B/OF/L/L	So.	6-3	194	Montgomery, N.Y. / John S. Burke Catholic	
35	Billy Gerlott	OF/IF	R/R	So.	6-1	195	Auburn, Pa. / Blue Mountain
36	Tyler Shingledecker	LHP	R/L	Sr.	6-3	185	Huntersville, N.C. / Hough
37	Jordan Morales	LHP	R/L	Jr.	5-9	175	Souderton, Pa. / Souderton / LaSalle
40	Ben Kailher	IF	R/R	Jr.	5-8	160	Rumford, R.I. / Providence Country Day
41	Josh Spiegel	C/1B	R/R	R-Jr.	6-3	206	Jennette, Pa. / Penn Trafford / Oklahoma State
46	Noah Burke	OF	L/R	Fr.	6-0	192	Pittsburgh, Pa. / Canon McMillan
49	Ben DeMell	RHP/IF	L/R	Fr.	6-5	205	Concord, Ohio / Gilmour Academy

ALPHABETICAL ROSTER

3	Cole Bartels
46	Noah Burke
19	Derek Cease
23	Jake Cooper
4	Tyson Cooper
8	Patrick DeMarco
49	Ben DeMell
5	Carson Ertter
44	Devin Fletcher
15	Brenden Franks
28	Hutch Gagnon
35	Billy Gerlott
17	Seneca Gregory
2	Kyle Hannon
1	Jay Harry
24	Jaden Henline
40	Ben Kailher
29	Carson Kohls
33	Travis Luensmann
18	Mason Mellott
21	Steven Miller
27	Tommy Molsky
37	Jordan Morales
6	Joe Nastasi
34	Richie Paltridge
31	Ryan Partridge
22	Johnny Piacentino
7	C.J. Pittaro
25	Chase Renner
11	Chad Rogers
20	Blaise Sciafani
36	Tyler Shingledecker
41	Josh Spiegel
30	Anthony Steele
9	Connor Throneberry
12	Kellan Tulio
14	Matt Wood

PRONUNCIATION GUIDE

19	Derek Cease	See-ce
40	Ben Kailher	Kal-er
33	Travis Luensmann	Lunns-min
18	Mason Mellott	MEL-lot
22	Johnny Piacentino	Pea-ess-en-tee-no
7	C.J. Pittaro	Pi-TAR-no
41	Josh Spiegel	Spee-gol
12	Kellan Tulio	TOO-lee-oh

ROSTER BREAKDOWN BY STATE

California - 2	New York - 1
Connecticut - 1	North Carolina - 1
Georgia - 1	Ohio - 2
Massachusetts - 1	Pennsylvania - 25
Missouri - 1	Rhode Island - 1
New Jersey - 3	Virginia - 1

ROSTER BREAKDOWN BY ELIGIBILITY

Freshmen - 12
Sophomores - 11
Juniors - 10
Seniors/Graduates - 6

ROSTER BREAKDOWN BY POSITION

Catchers - 3	Left-Handed Pitchers - 8
Infielders - 14	Right-Handed Pitchers - 17
Outfielders - 9	

PENN STATE QUICK FACTS

GENERAL INFORMATION

Location University Park, Pa.
 Founded 1855
 Enrollment 47,559
 Colors Blue and White
 Conference Big Ten
 Nickname Nittany Lions
 President Eric J. Barron
 Director of Athletics Sandy Barbour

TEAM INFORMATION

2021 Record 18-24
 2021 Big Ten Record/Finish 18-24/9th
 Postseason None
 All-Time Record (Years) 2,099-1,543-21 (133)
 All-Time Big Ten Record (Years) 329-423 (30)
 NCAA Tournament Appearances 19
 NCAA Tournament Record 25-24
 NCAA Super Regional Appearances 1
 College World Series Appearances 5
 (1952, 1957, 1959, 1963, 1973)
 Best CWS Finish Second (1957)
 Last NCAA Tournament Appearance 2000

BASEBALL STAFF

Head Coach Rob Cooper
 PSU Record (Years) 167-237 (8)
 Career Record (Years) 453-467 (16)
 Assistant Coaches Josh Newman
(Pitching)
 Sean Moore (Hitting)
 Volunteer Asst. Coach Dallas Burke
(Hitting/Catchers)
 Dir. of Operations/Player Development...
 Jake Stone
 Athletic Trainer Rebecca Barta

STADIUM INFORMATION

Home Stadium ... Medlar Field at Lubrano Park
 First Season 2007
 Capacity 5,406
 Press Box Phone (814) 441-9145

MEDIA RELATIONS INFORMATION

Baseball Contact Paul Marboe
 Cell Phone (814) 777-7604
 Email prm5118@psu.edu
 Website GoPSUsports.com
 Twitter @PennStateBASE
 Instagram @PennStateBASE
 Facebook Page facebook.com/
 pennstatebaseball

Wood Leading Big Ten, DI Catchers In Batting Average

- Through 40 games played, junior Matt Wood is batting .415 with 11 doubles, three triples, six homers, 37 RBI and 36 runs.
- He leads the Big Ten in batting average (.415), good for ninth in the country and first among Division I catchers.
- Wood also sits fourth in the Big Ten in hits per game (1.48), third in triples (3), third in OPS (1.159), third in slugging percentage (.662) and third in on-base percentage (.497).
- Wood leads the Nittany Lions in batting average, hits (59), runs (36), triples, RBI, walks (23), slugging percentage and on-base percentage. He's tied with Josh Spiegel for the team lead in homers and with Ben Kailher for the team lead in steals (5).
- Among Division I catchers, Wood leads in batting average. He ranks fifth in OPS and on-base percentage, fifth in triples and ninth in slugging percentage.
- The lefty batter has been impressive facing righty (.412) and lefty (.422) pitchers.
- Wood is batting .515 with runners in scoring position.
- In Big Ten play, Wood is hitting .473 with 26 hits in 15 games. He has five doubles, two triples, two homers and 16 RBI.
- Wood paces PSU with 20 multi-hit games and nine multi-RBI games this season and is riding a current 23-game hit streak. The 23-game streak is tied for the second-longest in program history with Mike DeRenzo (2002).
- During the 23-game hit streak, Wood has 13 multi-hit performances. He is batting .464 (39-of-84) with seven doubles, two triples and two homers.

Pennsylvania Influence In Pitching Staff

- In 36 of 40 games this season, Penn State's starting pitcher has been a Pennsylvania native.
- Sophomore Travis Luensmann (Altoona) has made nine starts, and 11 appearances, with 61 strikeouts in 50.2 innings. Luensmann struck out eight in six innings against Maine (2/25). He ranks ninth in the Big Ten in strikeouts per nine innings (10.84).
- In Big Ten games, Luensmann has a 1.21 ERA in five appearances (three starts), sitting second in the conference.
- Freshman Tommy Molsky has made nine starts, and 12 appearances, tallying 35 strikeouts. Molsky tied a career high with six strikeouts against UMass (3/12).
- Graduate student Mason Mellott has made four starts and 16 appearances.
- Mellott, graduating in August 2021 with a bachelor's degree in Kinesiology, is tied third all-time at Penn State with 15 saves and ranks third with 83 appearances, two appearances away from tying David Lutz (2007-10) for second.
- Junior Kellan Tulio has made eight starts and 11 appearances. with 36 strikeouts and a 3.94 ERA. He threw five innings, allowing no earned runs, and struck out a career-high seven at Northwestern (4/9).
- Jaden Henline has struck out 44 batters in 41 innings and sits fifth in the Big Ten with three saves. In 13 appearances (four starts), Henline has thrown two or more innings in 10 outings. He earned his first career victory against Omaha, going 4.2 shutout innings in relief.
- Senior Pittsburgh native Steven Miller made his first career start at Northwestern (4/9), throwing three shutout innings and striking out three. He has 28 strikeouts in 31 innings.
- In the bullpen, senior Tyler Shingledecker has made 16 appearances and two starts with a team-high four wins. The lefty has held opponents without an earned run in 10 of his 16 outings. He has 40 strikeouts and only nine walks.
- Junior Souderton native Jordan Morales leads PSU with 20 appearances and has 44 strikeouts and only eight walks. He is 3-0 on the season.
- Carson Kohls has been another effective member out of the bullpen in 12 appearances (one start), including two scoreless outings where he went three or more innings.
- Penn State is challenged with replacing a 2021 rotation that featured three MLB draft selections in Conor Larkin (9th round, Toronto Blue Jays), Kyle Virbitsky (17th round, Oakland A's) and Bailey Dees (18th round, New York Yankees).
- The Nittany Lions were one of only four Division I schools to have all three members of their starting rotation selected. Penn State has eight pitchers who have been drafted since 2016.

Luensmann Against The Big Ten

- Travis Luensmann has been strong in five appearances (three starts) against Big Ten opponents this year.
- In 22.1 innings, Luensmann has allowed five runs (three earned) and 15 hits (no extra-base hits), while striking out 23 batters.
- The sophomore is 2-0 with a save and a 1.21 ERA in those five appearances. His 1.21 ERA ranks second in the Big Ten in conference games.
- He has not allowed an earned run in 16.2 innings, including each of his last three outings (4IP at Northwestern, 6IP vs. Purdue, 6IP at Minnesota).
- Over his last three outings against Big Ten teams, he's given up two runs (both unearned) and 10 hits in 16 innings.
- He struck out six batters in each outing vs. Northwestern (4/9) and Purdue (4/16).

Nittany Lions Finding Power In Big Ten Play

- In 15 Big Ten games, Penn State has collected 44 extra-base hits, including 21 doubles, nine triples and 14 homers.
- Matt Wood leads the Nittany Lions with nine extra-base hits, including five doubles, two triples and two homers, to go with 16 RBI.
- Jay Harry and Josh Spiegel lead the Nittany Lions with eight extra-base hits. Harry has three doubles, two triples and three homers, while Spiegel has four doubles, a triple and three homers. Spiegel has 13 RBI in conference play, while Harry has scored 12 runs.
- Billy Gerlott has two doubles, a triple and three homers during that span.
- On the season, Wood leads PSU with three triples and six homers to go with 11 doubles, while Spiegel paces PSU with 13 doubles and is tied with Wood with six homers. Harry has four and Billy Gerlott has three.
- Penn State has already recorded 16 triples this season, leading the Big Ten, and sits just two off the program record, accomplished in 1986, 2007 and 2010.
- Led by Wood and Johnny Piacentino's three triples, six Nittany Lions have multiple triples this season.

THE OPPOSITION

Scouting Michigan State

- Michigan State is coached by Jake Boss Jr. in his 14th season.
- Boss Jr. has a 380-323 record at Michigan State, leading the Spartans to nine winning seasons.
- Michigan State is 21-21 overall and 6-9 in the Big Ten this season. The Spartans enter the weekend with six straight wins.
- The Spartans are batting .273 as a team.
- Mitch Jebb leads the team with a .331 average, 56 hits and 40 RBI. He also has 17 steals.
- Jack Frank has a .316 average to go with 12 doubles, seven homers and 28 RBI.
- Michigan State has a 5.59 team ERA.
- Conner Tomasic is slated to start game one. He is 3-2 with a 4.47 ERA this season.
- Kyle Bischoff leads MSU with a 1.88 ERA and paces the Big Ten with 10 saves. He has 28 strikeouts in 28.2 innings.

Against The Spartans

- The Nittany Lions will meet Michigan State for the 92nd time in program history.
- Penn State trails the all-time series, 50-41, against Michigan State.
- However, Penn State has won four straight matchups and six of the last matchups at Medlar Field at Lubrano Park.
- Penn State swept the series against the Spartans on April 30-May 2, 2021.
- The second game of that series featured a 21-4 win by the Nittany Lions, including 10 runs in the first inning.
- Johnny Piacentino tallied five hits, including three doubles, five RBI and four runs, while Jay Harry had three hits, including a homer, and six RBI.

BY THE NUMBERS

	Penn State	Michigan St.
Batting Average	.267	.273
Slugging Percentage	.387	.412
On-Base Percentage	.348	.358
Runs Scored	206	233
Hits	369	390
Doubles	62	79
Triples	16	12
Home Runs	24	32
Stolen Bases-Attempts	30-44	61-79
ERA	5.34	5.59
Strikeouts	394	318
Opponent Batting Average	.272	.279
Fielding Percentage	.961	.963
Errors	61	56

INSIDE THE SERIES

Overall:	Michigan State Leads 50-41	
Last Meeting:	W, 5-3; May 2, 2021	
Current Streak:	W, 4	
At Home:	24-27	
At Michigan State:	17-22	
Neutral Site:	0-1	
Last Five Meetings:		
5/2/21	H	W, 5-3
5/1/21	H	W, 21-4
4/30/21	H	W, 7-6
4/9/21	A	W, 7-3
4/9/21	A	L, 4-7

STARTING LINEUPS

OPPONENT	C	1B	2B	3B	SS	LF	CF	RF	DH	SP
vs. Monmouth (2/18)	Wood	Spiegel	Hannon	Pittaro	Harry	Bartels	Piacentino	Kelley	Gerlott	Luensmann
vs. LIU (2/19, 1)	Wood	Spiegel	Hannon	Pittaro	Harry	Bartels	Gerlott	Kelley	Piacentino	Tulio
vs. LIU (2/19, 2)	Spiegel	Bartels	Hannon	Pittaro	Harry	Gerlott	Piacentino	Kelley	Wood	Mellott
vs. Northeastern (2/20)	Wood	Spiegel	Hannon	Pittaro	Harry	Bartels	Gerlott	Kelley	Steele	Molsky
vs. Maine (2/25)	Wood	Spiegel	Hannon	Pittaro	Harry	Bartels	Gerlott	Kelley	Steele	Luensmann
vs. Maine (2/26, 1)	Wood	Spiegel	Hannon	J. Cooper	Harry	Bartels	Gerlott	Kelley	Steele	Tulio
vs. Maine (2/26, 2)	Spiegel	Steele	Hannon	J. Cooper	Harry	Bartels	Gerlott	Kelley	Wood	Molsky
at Virginia (3/4)	Wood	Spiegel	Hannon	J. Cooper	Harry	Bartels	Gerlott	Kelley	Steele	Luensmann
at Virginia (3/5)	Wood	Spiegel	Hannon	J. Cooper	Harry	Bartels	Gerlott	Kelley	Steele	Tulio
at Virginia (3/6)	Wood	Spiegel	Cease	Hannon	Harry	Bartels	Gerlott	Kelley	Steele	Molsky
at VMI (3/8)	Spiegel	Steele	Cease	Hannon	Harry	Bartels	Gerlott	Kelley	Wood	Mellott
vs. UMass (3/11)	Wood	Spiegel	Hannon	Pittaro	Harry	Bartels	Piacentino	Gerlott	Steele	Luensmann
vs. UMass (3/12)	Wood	Steele	Hannon	Pittaro	Harry	Bartels	Gerlott	Kelley	Spiegel	Molsky
vs. UMass (3/13)	Wood	Spiegel	Kailher	Hannon	Harry	Bartels	Gerlott	Kelley	T. Cooper	Mellott
Milwaukee (3/18)	Wood	Bartels	Kailher	Hannon	Harry	Kelley	Piacentino	Gerlott	Spiegel	Luensmann
Milwaukee (3/19)	Wood	Bartels	Kailher	Hannon	Harry	Kelley	Piacentino	Gerlott	Spiegel	Molsky
Milwaukee (3/20)	Wood	Spiegel	Kailher	Hannon	Harry	Bartels	Gerlott	Kelley	Steele	Mellott
Youngstown State (3/22)	Spiegel	Bartels	T. Cooper	Kailher	Harry	Kelley	Piacentino	Gerlott	Steele	Tulio
Rutgers (3/25, 1)	Wood	Bartels	Cease	Kailher	Harry	Kelley	Piacentino	Gerlott	Spiegel	Luensmann
Rutgers (3/25, 2)	Spiegel	Bartels	Kailher	Pittaro	Harry	Kelley	Piacentino	Gerlott	Wood	Molsky
Rutgers (3/26)	Wood	Bartels	Kailher	Pittaro	Harry	Kelley	Piacentino	Gerlott	Spiegel	Renner
St. Bonaventure (3/30)	T. Cooper	Bartels	Kailher	Pittaro	Harry	Kelley	Piacentino	Gerlott	Wood	Tulio
at Maryland (4/1)	Wood	Spiegel	Cease	Kailher	Harry	Bartels	Piacentino	Gerlott	Pittaro	Henline
at Maryland (4/2)	Wood	Spiegel	T. Cooper	Kailher	Harry	Bartels	Piacentino	Gerlott	Steele	Tulio
at Maryland (4/3)	Wood	Bartels	Kailher	Pittaro	Harry	Kelley	Piacentino	Gerlott	Steele	Molsky
Bucknell (4/6)	T. Cooper	Spiegel	Cease	Pittaro	Harry	Bartels	Kelley	Gerlott	Wood	Steele
at Northwestern (4/9, 1)	Wood	Bartels	Cease	Pittaro	Harry	Kelley	Piacentino	Gerlott	Spiegel	Henline
at Northwestern (4/9, 2)	Wood	Spiegel	T. Cooper	Pittaro	Harry	Bartels	Piacentino	Gerlott	Steele	Tulio
at Northwestern (4/10)	Wood	Spiegel	T. Cooper	Pittaro	Harry	Bartels	Piacentino	Gerlott	Steele	Miller
West Virginia (4/12)	Spiegel	Steele	Cease	Pittaro	Harry	Bartels	Kelley	Gerlott	Wood	Molsky
Purdue (4/14)	Wood	Spiegel	Cease	Pittaro	Harry	Bartels	Piacentino	Kelley	Steele	Henline
Purdue (4/15)	Wood	Bartels	Cease	Pittaro	Harry	Kelley	Piacentino	Gerlott	Spiegel	Tulio
Purdue (4/16)	Wood	Bartels	T. Cooper	Pittaro	Harry	Kelley	Piacentino	Gerlott	Spiegel	Luensmann
Mount St. Mary's (4/20)	T. Cooper	Spiegel	Kailher	Pittaro	Harry	Bartels	Piacentino	Kelley	Wood	Kohls
at Minnesota (4/22)	Wood	Spiegel	Kailher	Pittaro	Harry	Bartels	Piacentino	Gerlott	Steele	Henline
at Minnesota (4/23)	Wood	Spiegel	Cease	Kailher	Harry	Bartels	Piacentino	Gerlott	Steele	Luensmann
at Minnesota (4/24)	Wood	Spiegel	Cease	Kailher	Harry	Bartels	Piacentino	Kelley	Steele	Miller
Bucknell (4/26)	T. Cooper	Spiegel	Kailher	Hannon	Cease	Bartels	Kelley	Gerlott	Wood	Molsky
at West Virginia (4/27)	Spiegel	Bartels	Kailher	Hannon	Harry	Kelley	Piacentino	Gerlott	Wood	Shingledecker
Omaha (4/29)	Wood	Bartels	Cease	Kailher	Harry	Kelley	Piacentino	Gerlott	Spiegel	Luensmann
Omaha (4/30)	Spiegel	Bartels	Cease	Hannon	Harry	Kelley	Piacentino	Gerlott	Wood	Shingledecker

BATTING ORDER

OPPONENT	1	2	3	4	5	6	7	8	9
vs. Monmouth (2/18)	Bartels	Wood	Piacentino	Spiegel	Harry	Kelley	Hannon	Gerlott	Pittaro
vs. LIU (2/19, 1)	Bartels	Wood	Piacentino	Spiegel	Harry	Kelley	Hanon	Gerlott	Pittaro
vs. LIU (2/19, 2)	Bartels	Wood	Piacentino	Spiegel	Harry	Kelley	Hannon	Gerlott	Pittaro
vs. Northeastern (2/20)	Bartels	Wood	Spiegel	Harry	Kelley	Hannon	Gerlott	Steele	Pittaro
vs. Maine (2/25)	Harry	Bartels	Wood	Spiegel	Hannon	Kelley	Steele	Gerlott	Pittaro
vs. Maine (2/26, 1)	Harry	Wood	Bartels	Spiegel	Steele	Gerlott	Kelley	Hannon	J. Cooper
vs. Maine (2/26, 2)	Harry	Bartels	Wood	Spiegel	Hannon	Kelley	Steele	Gerlott	J. Cooper
at Virginia (3/4)	Harry	Bartels	Wood	Spiegel	Hannon	Gerlott	Kelley	Steele	J. Cooper
at Virginia (3/5)	Harry	Bartels	Wood	Spiegel	Hannon	Gerlott	Kelley	Steele	J. Cooper
at Virginia (3/6)	Harry	Bartels	Wood	Gerlott	Hannon	Kelley	Steele	Spiegel	Cease
at VMI (3/8)	Harry	Bartels	Wood	Gerlott	Hannon	Kelley	Steele	Spiegel	Cease
vs. UMass (3/11)	Hannon	Bartels	Wood	Gerlott	Harry	Piacentino	Steele	Spiegel	Pittaro
vs. UMass (3/12)	Hannon	Bartels	Wood	Gerlott	Harry	Spiegel	Steele	Kelley	Pittaro
vs. UMass (3/13)	Bartels	Wood	Gerlott	Spiegel	Hannon	Harry	Kelley	T. Cooper	Kailher
Milwaukee (3/18)	Harry	Wood	Piacentino	Spiegel	Hannon	Bartels	Gerlott	Kelley	Kailher
Milwaukee (3/19)	Harry	Wood	Piacentino	Bartels	Gerlott	Hannon	Spiegel	Kelley	Kailher
Milwaukee (3/20)	Bartels	Harry	Wood	Steele	Gerlott	Hannon	Spiegel	Kelley	Kailher
Youngstown State (3/22)	Bartels	Piacentino	Spiegel	Steele	Gerlott	Harry	Kelley	T. Cooper	Kailher
Rutgers (3/25, 1)	Gerlott	Piacentino	Wood	Spiegel	Bartels	Harry	Kelley	Kailher	Cease
Rutgers (3/25, 2)	Gerlott	Piacentino	Wood	Spiegel	Bartels	Harry	Kelley	Kailher	Pittaro
Rutgers (3/26)	Gerlott	Piacentino	Wood	Spiegel	Bartels	Harry	Kelley	Kailher	Pittaro
St. Bonaventure (3/30)	Gerlott	Piacentino	Wood	Bartels	Harry	Kelley	Kailher	Pittaro	T. Cooper
at Maryland (4/1)	Gerlott	Piacentino	Wood	Harry	Spiegel	Bartels	Pittaro	Kailher	Cease
at Maryland (4/2)	Bartels	Piacentino	Wood	Spiegel	Harry	Gerlott	Kailher	Steele	T. Cooper
at Maryland (4/3)	Kailher	Piacentino	Wood	Harry	Bartels	Steele	Gerlott	Kelley	Pittaro
Bucknell (4/6)	Bartels	Wood	Harry	Spiegel	Gerlott	Pittaro	Kelley	T. Cooper	Cease
at Northwestern (4/9, 1)	Bartels	Wood	Spiegel	Piacentino	Harry	Gerlott	Pittaro	Kelley	Cease
at Northwestern (4/9, 2)	Bartels	Wood	Piacentino	Spiegel	Harry	Pittaro	Gerlott	Steele	T. Cooper
at Northwestern (4/10)	Harry	Piacentino	Wood	Bartels	Steele	Spiegel	Pittaro	Gerlott	T. Cooper
West Virginia (4/12)	Harry	Wood	Bartels	Spiegel	Pittaro	Steele	Gerlott	Kelley	Cease
Purdue (4/14)	Bartels	Harry	Wood	Piacentino	Pittaro	Steele	Spiegel	Kelley	Cease
Purdue (4/15)	Bartels	Wood	Spiegel	Piacentino	Harry	Pittaro	Kelley	Gerlott	Cease
Purdue (4/16)	Bartels	Wood	Spiegel	Piacentino	Harry	Pittaro	Kelley	Gerlott	T. Cooper
Mount St. Mary's (4/20)	Bartels	Harry	Wood	Spiegel	Piacentino	Pittaro	Kelley	Kailher	T. Cooper
at Minnesota (4/22)	Bartels	Harry	Wood	Spiegel	Steele	Piacentino	Gerlott	Kailher	Pittaro
at Minnesota (4/23)	Bartels	Harry	Wood	Spiegel	Steele	Piacentino	Kailher	Gerlott	Cease
at Minnesota (4/24)	Bartels	Harry	Wood	Spiegel	Steele	Piacentino	Kailher	Kelley	Cease
Bucknell (4/26)	Bartels	Wood	Spiegel	Kailher	Gerlott	Kelley	Hannon	T. Cooper	Cease
at West Virginia (4/27)	Bartels	Harry	Wood	Spiegel	Piacentino	Kailher	Gerlott	Hannon	Kelley
Omaha (4/29)	Bartels	Piacentino	Wood	Spiegel	Harry	Gerlott	Kailher	Kelley	Cease
Omaha (4/30)	Bartels	Harry	Wood	Spiegel	Piacentino	Gerlott	Hannon	Kelley	Cease

NATIONAL POLLS

AWARDS/HONORS

DIBaseball (5/2)

Rank	Team	Record	Prev.
1.	Tennessee	40-4	1
2.	Oregon State	34-9	2
3.	Oklahoma State	31-13	8
4.	Arkansas	34-10	5
5.	Virginia Tech	31-10	7
6.	Miami	32-12	3
7.	Southern Miss	34-10	4
8.	UCLA	30-13	13
9.	Texas Tech	31-16	9
10.	Louisville	31-12	16
11.	Stanford	25-14	6
12.	Gonzaga	28-13	12
13.	Texas A&M	27-15	21
14.	Virginia	33-12	11
15.	UConn	37-8	15
16.	Notre Dame	28-10	18
17.	Texas State	34-11	17
18.	Maryland	35-9	23
19.	Auburn	31-14	19
20.	LSU	29-14	22
21.	Georgia Tech	27-18	NR
22.	Georgia	30-14	14
23.	Florida State	26-15	NR
24.	TCU	27-16	20
25.	UCSB	30-10	NR

Kyle Hannon

Big Ten Player of the Week (3/9)

Travis Luensmann

Big Ten Player To Watch

Mason Mellott

NCBWA Stopper Of The Year Watch List

Johnny Piacentino

Big Ten Player To Watch

Matt Wood

Buster Posey Award Watch List
Big Ten Player of the Week (3/2)
Big Ten Player To Watch

Baseball America (5/2)

Rank	Team	Record	Prev.
1.	Tennessee	40-4	1
2.	Oregon State	34-9	2
3.	Oklahoma State	31-13	8
4.	Virginia Tech	31-10	9
5.	Arkansas	34-10	10
6.	Miami	32-12	3
7.	Louisville	31-12	12
8.	Notre Dame	28-10	13
9.	UCLA	30-13	14
10.	Stanford	25-14	4
11.	Gonzaga	28-13	12
12.	Virginia	33-12	5
13.	Southern Miss	34-10	6
14.	Texas A&M	27-15	23
15.	Florida State	26-15	24
16.	TCU	27-16	7
17.	Texas Tech	31-16	15
18.	Texas State	34-11	19
19.	Maryland	35-9	20
20.	LSU	29-14	NR
21.	Auburn	31-14	23
22.	Georgia	30-14	16
23.	Georgia Tech	27-18	NR
24.	Oregon	28-15	25
25.	UCSB	30-10	NR

NCBWA (5/2)

Rank	Team	Record	Prev.
1.	Tennessee	40-4	1
2.	Oregon State	34-9	2
3.	Oklahoma State	31-13	8
4.	Arkansas	34-10	6
5.	Southern Miss	34-10	4
6.	Virginia Tech	31-10	9
7.	Miami	32-12	3
8.	UCLA	30-13	12
9.	Texas Tech	31-16	11
10.	UConn	37-8	13
11.	Gonzaga	28-13	14
12.	Stanford	25-14	5
13.	Virginia	33-12	10
14.	Louisville	31-12	17
15.	Maryland	35-9	21
16.	Notre Dame	28-10	16
17.	Georgia	30-14	15
18.	Texas	31-16	7
19.	LSU	29-14	23
20.	Texas State	34-11	20
21.	Texas A&M	27-15	26
22.	Auburn	31-14	19
23.	Florida State	26-15	30
24.	Oregon	28-15	25
25.	UCSB	30-10	29
26.	Vanderbilt	29-13	22
27.	Arizona	32-14	27
28.	TCU	27-16	18
29.	Rutgers	36-9	NR
30.	Georgia Tech	27-18	NR

MULTI-HIT/RBI GAMES/STREAKS

Multiple Hit Games	2	3	4	5+	Total
14 Wood, Matt	15	5	-	-	20
41 Spiegel, Josh	16	-	1	-	17
1 Harry, Jay	13	2	-	-	15
3 Bartels, Cole	9	2	-	-	11
35 Gerlott, Billy	5	1	-	-	6
2 Hannon, Kyle	5	1	-	-	6
22 Piacentino, Johnny	4	2	-	-	6
13 Kelley, Tayven	4	-	-	-	4
30 Steele, Anthony	2	1	-	-	3
19 Cease, Derek	3	-	-	-	3
7 Pittaro, C.J.	3	-	-	-	3
40 Kailher, Ben	2	-	-	-	2
4 Cooper, Tyson	1	-	-	-	1
TEAM	82	14	1	0	97

Hitting Streaks	Longest	Current
14 Wood, Matt	23	23
3 Bartels, Cole	16	-
1 Harry, Jay	14	3
41 Spiegel, Josh	7	-
7 Pittaro, C.J.	7	-
35 Gerlott, Billy	7	3
2 Hannon, Kyle	6	1
30 Steele, Anthony	6	-
13 Kelley, Tayven	4	-
19 Cease, Derek	4	3
22 Piacentino, Johnny	4	-
40 Kailher, Ben	3	-
4 Cooper, Tyson	2	-
9 Throneberry, Conno	1	1

Multiple RBI Games	2	3	4	5+	Total
14 Wood, Matt	6	2	1	-	9
41 Spiegel, Josh	4	2	1	-	7
13 Kelley, Tayven	4	1	-	-	5
22 Piacentino, Johnny	4	1	-	-	5
1 Harry, Jay	3	1	-	-	4
7 Pittaro, C.J.	1	2	-	-	3
3 Bartels, Cole	2	-	1	-	3
35 Gerlott, Billy	2	1	-	-	3
2 Hannon, Kyle	2	-	-	-	2
30 Steele, Anthony	-	1	-	-	1
TEAM	28	11	3	0	42

Reached Base Streaks	Longest	Current
14 Wood, Matt	23	23
35 Gerlott, Billy	18	6
3 Bartels, Cole	17	5
1 Harry, Jay	14	3
41 Spiegel, Josh	11	-
19 Cease, Derek	8	4
22 Piacentino, Johnny	7	-
30 Steele, Anthony	7	-
7 Pittaro, C.J.	7	3
2 Hannon, Kyle	7	1
40 Kailher, Ben	6	2
13 Kelley, Tayven	5	-
4 Cooper, Tyson	5	1
46 Burke, Noah	1	1
9 Throneberry, Conno	1	1
15 Franks, Brendan	1	-

**BIG TEN STANDINGS
(Through 5/4)**

	Big Ten		Overall	
	W-L	Pct.	W-L	Pct.
Rutgers	15-3	.833	36-10	.783
Maryland	11-4	.733	36-9	.800
Iowa	10-5	.667	26-15	.634
Illinois	12-6	.667	23-19	.548
Michigan	9-6	.600	23-18	.561
Northwestern	7-8	.467	20-20	.500
Penn State	7-8	.467	20-21	.488
Purdue	6-7	.462	25-14	.641
Michigan State	6-9	.400	21-21	.500
Indiana	6-9	.400	20-24	.454
Nebraska	6-9	.400	18-25	.419
Ohio State	3-13	.188	14-26	.350
Minnesota	2-13	.133	12-30	.286



This Week Around the BIG

May 2-8

Illinois:
vs. Miami Ohio

Indiana:
at Michigan*

Iowa:
vs. Purdue*

Maryland:
at Rutgers*

Michigan:
vs. Indiana*

Michigan State:
at Penn State*

Minnesota:
vs. Nebraska*

Nebraska:
at Minnesota*

Northwestern:
vs. Ohio State*

Ohio State:
at Northwestern*

Penn State:
vs. Michigan State*

Purdue:
at Iowa*

Rutgers:
vs. Maryland*

NITTANY LIONS IN PROS

Level	Years at PSU	2022 Team	Organization
TRIPLE-A			
Jim Haley, 3B	2014-16	Durham	Tampa Bay Rays
Eric Mock, P	2016-19	Columbus	Cleveland Guardians
DOUBLE-A			
Dante Biasi, P	2017-18	NW Arkansas	Kansas City Royals
Justin Hagenman, P	2016-18	Tulsa	Los Angeles Dodgers
HIGH-A			
SINGLE-A			
Conor Larkin, P	2018-21	Dunedin	Toronto Blue Jays
Kyle Virbitsky, P	2018-21	Stockton	Oakland A's
Unassigned			
Bailey Dees, P	2018-21	N/A	New York Yankees
Justin Williams, 3B	2019-21	N/A	Houston Astros

*As of 4/8/22

THE LAST TIME...

A Penn State Team

Won 10 or more consecutive games.....April 14-30, 2000
 Scored 10 or more runs in a game.....11, vs. Mount St. Mary’s; April 20, 2022
 Scored 20 or more runs in a game27, Michigan State; May 1, 2021
 Had a 10+ run inning.....10 (1st), Michigan State; May 1, 2021
 Did not strikeout.....vs. Niagara; March 18, 2016
 Turned a triple play.....8th inning, Michigan State; May 16, 2014
 Shut out an opponent.....vs. UMass (1-0); March 13, 2022
 Shut out consecutive opponents.....vs. Monmouth (1-0); February 15, 2019/vs. Monmouth (7-0), February 16, 2019
 Was shut out at home.....Milwaukee (12-0); March 20, 2022
 Was shut out on the road.....at Illinois (9-0); May 21, 2021
 Was shut out in consecutive games.....at Delaware (5-0); March 18, 2017/Delaware (8-0); March 19, 2017
 Swept a three-game series at homeMichigan State; April 30-May 2, 2021
 Swept a three-game series on the road.....at Northwestern; April 15-17, 2016
 Swept a three-game conference series at home.....Michigan State; April 30-May 2, 2021
 Swept a three-game conference series on the road.....at Northwestern; April 15-17, 2016
 Beat a ranked opponent.....at #23 Maryland (6-4, 10 inn); April 2, 2022
 Beat a ranked opponent on the road.....at #23 Maryland (6-4, 10 inn); April 2, 2022
 Beat a Top-5 ranked opponent.....at #1 North Carolina (3-2); March 3, 2007
 Won a series against a ranked opponent.....at #16 Michigan (four games); April 12-13, 2007
 Won a series against a ranked opponent on the road.....at #16 Michigan (four games); April 12-13, 2007
 Played an extra-inning game.....at Northwestern (L, 2-5, 10); April 10, 2022
 Played a 12+ inning gameIowa (W, 5-4, 12); May 20, 2016
 Played a 15+ inning gameIllinois (L, 4-2, 15); April 25, 2015

A Penn State Player

Hit two home runs in a game.....Jay Harry (2), vs. Rutgers; March 25, 2022
 Hit three home runs in a game.....Johnny Piacentino (3), vs. Northwestern; March 7, 2021
 Led off game with a home run.....Gavin Homer, at Rutgers; April 4, 2021
 Hit a grand slam.....Justin Williams, Rutgers, May 17, 2021
 Hit back-to-back homers.....Gavin Homer/Jordan Bowersox (7th), UCF; March 10, 2019
 Hit a walk-off home run.....Curtis Robison, Wagner; February 23, 2020
 Hit a pinch-hit home run.....Billy Gerlott, at Minnesota; April 24, 2022
 Hit an inside-the-park home run.....Kris Kremer, Pittsburgh; April 10, 2019
 Had five or more RBI in a game.....Curtis Robison (5), at Illinois; May 23, 2021
 Had seven or more RBI in a game.....Aaron Novak (8), at Charleston Southern; March 8, 2015
 Had four hits in a game.....Josh Spiegel (4), Purdue; April 16, 2022
 Had five hits in a game.....Johnny Piacentino (5), Michigan State; May 1, 2021
 Had two hits in an inning.....Cole Bartels, Purdue (3rd); April 14, 2022
 Stole three or more bases.....Greg Guers, Bucknell; April 19, 2016
 Had a 10-game hit streak.....Matt Wood (23); March 25-April 30, 2022*
 Had a 20-game hit streak.....Matt Wood (23); March 25-April 30, 2022*

Had 10 or more strikeouts.....Kyle Virbitsky (12), vs. Minnesota; May 29, 2021
 Pitched a complete game.....Dante Biasi (7IP), Xavier; May 11, 2018
 Pitched a nine-inning complete game.....Greg Welsh, Michigan State; May 17, 2013
 Pitched a combined nine-inning shutout....Mason Mellott/Tyler Shingledecker/Jaden Henline, vs. UMass; March 13, 2022
 Pitched an individual nine-inning shutout.....Greg Welsh, Michigan State; May 17, 2013
 Pitched a no-hitter.....Steven Hill, at Iowa; April 21, 2012

*Active Streak

HITTING CAREER HIGHS



#3 COLE BARTELS

Career Bests

Hits	3	2x, last vs. Mount St. Mary's	4/20/22
Runs	2	10x, last vs. Bucknell	4/26/22
Doubles	2	vs. Mount St. Mary's	4/20/22
Triples	1	vs. Rutgers	5/17/21
Home Runs	1	3x, last vs. West Virginia	4/10/22
RBI	4	vs. Mount St. Mary's	4/20/22
Walks	2	5x, last vs. Purdue	4/15/22
Stolen Bases	2	vs. Michigan State	5/2/21



#46 NOAH BURKE

Career Bests

Hits	n/a		
Runs	n/a		
Doubles	n/a		
Triples	n/a		
Home Runs	n/a		
RBI	n/a		
Walks	1	vs. Rutgers	3/26/22
Stolen Bases	n/a		



#19 DEREK CEASE

Career Bests

Hits	2	3x, last vs. Omaha	4/30/22
Runs	2	3x, last vs. Omaha	4/30/22
Doubles	1	at VMI	3/8/22
Triples	n/a		
Home Runs	n/a		
RBI	1	3x, last vs. Omaha	4/29/22
Walks	2	vs. Omaha	4/29/22
Stolen Bases	1	2x, last vs. Omaha	4/30/22



#23 JAKE COOPER

Career Bests

Hits	n/a		
Runs	n/a		
Doubles	n/a		
Triples	n/a		
Home Runs	n/a		
RBI	n/a		
Walks	n/a		
Stolen Bases	n/a		



#4 TYSON COOPER

Career Bests

Hits	2	vs. Bucknell	4/6/22
Runs	2	vs. Mount St. Mary's	4/20/22
Doubles	1	vs. Michigan State	5/2/21
Triples	n/a		
Home Runs	n/a		
RBI	1	2x, last vs. Michigan State	5/2/21
Walks	3	vs. Michigan	3/27/21
Stolen Bases	1	at Rutgers	4/4/21



#5 CARSON ERTTER

Career Bests

Hits	n/a		
Runs	n/a		
Doubles	n/a		
Triples	n/a		
Home Runs	n/a		
RBI	1	vs. Michigan State	5/1/21
Walks	1	vs. Michigan State	5/1/21
Stolen Bases	n/a		

HITTING CAREER HIGHS



#15 BRENDEN FRANKS

Career Bests

Hits	1	2x, last vs. Princeton	2/29/20
Runs	1	2x, last vs. Michigan State	5/1/21
Doubles	n/a		
Triples	n/a		
Home Runs	n/a		
RBI	n/a		
Walks	1	vs. LIU	2/19/22
Stolen Bases	n/a		



#35 BILLY GERLOTT

Career Bests

Hits	3	vs. Purdue	4/15/22
Runs	2	2x, last vs. Purdue	4/15/22
Doubles	1	7x, last vs. Purdue	4/15/22
Triples	1	2x, last at West Virginia	4/27/22
Home Runs	1	3x, last at Minnesota	4/24/22
RBI	3	2x, last at Minnesota	4/24/22
Walks	2	2x, last vs. Bucknell	4/26/22
Stolen Bases	1	4x, last vs. Bucknell	4/26/22



#2 KYLE HANNON

Career Bests

Hits	3	at Virginia	3/5/22
Runs	2	vs. Northwestern	3/7/21
Doubles	1	6x, last at Virginia	3/6/22
Triples	1	2x, last vs. Milwaukee	3/19/22
Home Runs	n/a		
RBI	2	2x, last vs. LIU	2/19/22
Walks	2	vs. Northeastern	2/20/22
Stolen Bases	1	3x, last vs. Bucknell	4/26/22



#1 JAY HARRY

Career Bests

Hits	3	3x, last at Northwestern	4/9/22
Runs	3	vs. Michigan state	5/1/21
Doubles	2	vs. Northwestern	3/7/21
Triples	1	2x, last at Minnesota	4/24/22
Home Runs	2	vs. Rutgers	3/25/22
RBI	6	vs. Michigan State	5/1/21
Walks	2	2x, last at West Virginia	4/27/22
Stolen Bases	1	5x, last vs. Omaha	4/29/22



#40 BEN KAILHER

Career Bests

Hits	2	3x, last at Minnesota	4/23/22
Runs	2	vs. Mount St. Mary's	4/20/22
Doubles	1	2x, last at West Virginia	4/27/22
Triples	1	vs. Fairleigh Dickinson	3/8/20
Home Runs	n/a		
RBI	2	vs. Princeton	2/28/20
Walks	2	3x, last vs. Mount St. Mary's	4/20/22
Stolen Bases	2	vs. Mount St. Mary's	4/20/22



#13 TAYVEN KELLEY

Career Bests

Hits	2	9x, last vs. Purdue	4/14/22
Runs	1	14x, last vs. Omaha	4/29/22
Doubles	1	14x, last vs. Omaha	4/29/22
Triples	1	4x, last vs. Bucknell	4/26/22
Home Runs	1	at Ohio State	4/25/21
RBI	3	vs. Purdue	4/14/22
Walks	2	vs. Michigan State	4/30/21
Stolen Bases	1	at Maryland	4/3/22

HITTING CAREER HIGHS



#34 RICHIE PALTRIDGE

Career Bests

Hits	n/a
Runs	n/a
Doubles	n/a
Triples	n/a
Home Runs	n/a
RBI	n/a
Walks	n/a
Stolen Bases	n/a



#22 JOHNNY PIACENTINO

Career Bests

Hits	5	vs. Michigan State	5/1/21
Runs	4	2x, last vs. Michigan State	5/1/21
Doubles	3	vs. Michigan State	5/1/21
Triples	1	3x, last vs. Omaha	4/29/22
Home Runs	3	vs. Northwestern	3/7/21
RBI	5	2x, last vs. Michigan State	5/1/21
Walks	2	6x, last vs. Rutgers	3/25/22
Stolen Bases	2	vs. Princeton	2/29/20



#7 C.J. PITTARO

Career Bests*

Hits	2	3x, last at Northwestern	4/9/22
Runs	2	2x, last vs. Rutgers	3/25/22
Doubles	1	3x, last at Northwestern	4/9/22
Triples	n/a		
Home Runs	n/a		
RBI	3	2x, last vs. Rutgers	3/26/22
Walks	2	2x, last vs. Purdue	4/14/22
Stolen Bases	1	vs. Bucknell	4/6/22

*At Vanderbilt (2021)



#41 JOSH SPIEGEL

Career Bests

Hits	4	vs. Purdue	4/16/22
Runs	3	at West Virginia	4/27/22
Doubles	2	3x, last at Minnesota	4/23/22
Triples	1	3x, last vs. Bucknell	4/26/22
Home Runs	2	vs. Northwestern	3/5/21
RBI	4	vs. Purdue	4/16/22
Walks	3	vs. Minnesota	5/29/21
Stolen Bases	1	at Illinois	5/23/21



#30 ANTHONY STEELE

Career Bests

Hits	3	vs. Maine	2/25/22
Runs	1	5x, last vs. Purdue	4/14/22
Doubles	1	vs. West Virginia	4/10/22
Triples	1	vs. Maine	2/26/22
Home Runs	1	at VMI	3/8/22
RBI	2	vs. Maine	2/26/22
Walks	2	at Minnesota	4/23/22
Stolen Bases	1	vs. Maine	2/25/22



#9 CONNOR THRONEBERRY

Career Bests

Hits	1	vs. UMass	3/12/22
Runs	1	vs. UMass	3/12/22
Doubles	n/a		
Triples	n/a		
Home Runs	n/a		
RBI	n/a		
Walks	n/a		
Stolen Bases	n/a		

HITTING CAREER HIGHS/PITCHING CAREER BESTS



#14 MATT WOOD

Career Bests

Hits	3	10x, last at Minnesota	4/23/22
Runs	4	vs. LIU	2/19/22
Doubles	2	vs. Nebraska	4/16/21
Triples	1	4x, last at Minnesota	4/22/22
Home Runs	3	vs. LIU	2/19/22
RBI	4	vs. LIU	2/19/22
Walks	3	2x, last vs. Bucknell	4/26/22
Stolen Bases	1	7x, last vs. Omaha	4/30/22



#19 DEREK CEASE

Career Bests

IP	1.0	vs. Monmouth	2/18/22
Longest Start	n/a		
Longest Relief	1.0	vs. Monmouth	2/18/22
Hits	1	vs. Monmouth	2/18/22
Runs	1	vs. Monmouth	2/18/22
Earned Runs	0	vs. Monmouth	2/18/22
Walks	3	vs. Monmouth	2/18/22
Strikeouts	1	vs. Monmouth	2/18/22



#49 BEN DEMELL

Career Bests

IP	1.2	vs. LIU	2/19/22
Longest Start	n/a		
Longest Relief	1.2	vs. LIU	2/19/22
Hits	1	vs. LIU	2/19/22
Runs	0	vs. LIU	2/19/22
Earned Runs	0	vs. LIU	2/19/22
Walks	3	vs. LIU	2/19/22
Strikeouts	2	vs. LIU	2/19/22



#28 HUTCH GAGNON

Career Bests

IP	5.0	vs. Princeton	2/29/20
Longest Start	5.0	vs. Princeton	2/29/20
Longest Relief	3.0	2x, last vs. Wagner	2/23/20
Hits	0	8x, last at Purdue	5/27/21
Runs	0	17x, last at Iowa	5/7/21
Earned Runs	0	18x, last vs. Rutgers	5/16/21
Walks	0	16x, last at Illinois	5/22/21
Strikeouts	6	vs. Princeton	2/29/20



#17 SENECA GREGORY

Career Bests

IP	2.1	vs. UMass	3/12/22
Longest Start	n/a		
Longest Relief	2.1	vs. UMass	3/12/22
Hits	0	at VMI	3/8/22
Runs	0	3x, last vs. St. Bonaventure	3/30/22
Earned Runs	0	3x, last vs. St. Bonaventure	3/30/22
Walks	0	3x, last vs. St. Bonaventure	3/30/22
Strikeouts	4	vs. UMass	3/12/22




#24 JADEN HENLINE

Career Bests

IP	5.0	at Maryland	4/1/22
Longest Start	5.0	at Maryland	4/1/22
Longest Relief	4.2	vs. Omaha	4/29/22
Hits	0	4x, last vs. UMass	3/13/22
Runs	0	9x, last vs. Omaha	4/29/22
Earned Runs	0	10x, last vs. Omaha	4/29/22
Walks	0	11x, last vs. Purdue	4/14/22
Strikeouts	6	2x, last at Northwestern	4/9/22

PITCHING CAREER BESTS



#29 CARSON KOHLS

Career Bests

IP	3.2	vs. West Virginia	4/12/22
Longest Start	n/a		
Longest Relief	3.2	vs. West Virginia	4/12/22
Hits	0	3x, last vs. Monmouth	2/18/22
Runs	0	5x, last vs. West Virginia	4/12/22
Earned Runs	0	8x, last vs. Omaha	4/29/22
Walks	0	7x, last 4/29/22	
Strikeouts	5	vs. Bucknell	4/6/22



#33 TRAVIS LUENSMANN

Career Bests*

IP	6.0	3x, last at Minnesota	4/23/22
Longest Start	6.0	3x, last at Minnesota	4/23/22
Longest Relief	3.0	at Maryland	4/2/22
Hits	0	2x, last at Winthrop	3/2/21
Runs	0	4x, last at Minnesota	4/23/22
Earned Runs	0	6x, last at Minnesota	4/23/22
Walks	0	5x, last at Northwestern	4/9/22
Strikeouts	8	vs. Maine	2/25/22

*At South Carolina (2021)



#18 MASON MELLOTT

Career Bests

IP	5.0	vs. UMass	3/13/22
Longest Start	5.0	vs. UMass	3/13/22
Longest Relief	4.2	2x, last vs. Duke	3/2/19
Hits	0	13x, last vs. Purdue	4/16/22
Runs	0	33x, last at West Virginia	4/27/22
Earned Runs	0	46x, last at West Virginia	4/27/22
Walks	0	37x, last at Minnesota	4/24/22
Strikeouts	5	6x, last at Ohio State	4/25/21



#21 STEVEN MILLER

Career Bests

IP	4.1	at Maryland	4/2/22
Longest Start	n/a		
Longest Relief	4.1	at Maryland	4/2/22
Hits	0	7x, last vs. Youngstown State	3/22/22
Runs	0	19x, last at West Virginia	4/27/22
Earned Runs	0	21x, last at West Virginia	4/27/22
Walks	0	16x, last at Minnesota	4/24/22
Strikeouts	6	vs. Milwaukee	3/19/22



#27 TOMMY MOLSKY

Career Bests

IP	6.0	vs. Northeastern	2/20/22
Longest Start	6.0	vs. Northeastern	2/20/22
Longest Relief	4.0	vs. Mount St. Mary's	4/20/22
Hits	0	2x, last vs. St. Bonaventure	3/30/22
Runs	0	2x, last vs. Mount St. Mary's	4/20/22
Earned Runs	0	3x, last vs. Mount St. Mary's	4/20/22
Walks	0	4x, last vs. West Virginia	4/12/22
Strikeouts	6	2x, last vs. UMass	3/12/22



#37 JORDAN MORALES

Career Bests*

IP	7.0	vs. St. Bonaventure	4/24/21
Longest Start	7.0	vs. St. Bonaventure	4/24/21
Longest Relief	3.0	3x, last vs. Omaha	4/30/22
Hits	0	11x, last vs. Omaha	4/30/22
Runs	0	21x, last vs. Omaha	4/30/22
Earned Runs	0	23x, last vs. Omaha	4/30/22
Walks	0	25x, last vs. Omaha	4/30/22
Strikeouts	9	vs. Saint Joseph's	5/8/21

*At LaSalle (2020-21)


PITCHING CAREER BESTS



#6 JOE NASTASI

Career Bests

IP	n/a
Longest Start	n/a
Longest Relief	n/a
Hits	n/a
Runs	n/a
Earned Runs	n/a
Walks	n/a
Strikeouts	n/a



#31 RYAN PARTRIDGE

Career Bests

IP	2.2	vs. Milwaukee	3/20/22
Longest Start	n/a		
Longest Relief	2.2	vs. Milwaukee	3/20/22
Hits	0	9x, last vs. Purdue	4/15/22
Runs	0	16x, last at West Virginia	4/27/22
Earned Runs	0	17x, last at West Virginia	4/27/22
Walks	0	12x, last at West Virginia	4/27/22
Strikeouts	3	vs. West Virginia	4/12/22



#25 CHASE RENNER

Career Bests

IP	2.0	3x, last vs. Bucknell	4/6/22
Longest Start	1.0	vs. Rutgers	3/25/22
Longest Relief	2.0	3x, last vs. Bucknell	4/6/22
Hits	0	4x, last vs. West Virginia	4/10/22
Runs	0	6x, last at Minnesota	4/22/22
Earned Runs	0	6x, last at Minnesota	4/22/22
Walks	0	4x, last at Minnesota	4/22/22
Strikeouts	4	vs. Bucknell	4/6/22



#11 CHAD ROGERS

Career Bests

IP	3.0	vs. Northwestern	3/7/21
Longest Start	n/a		
Longest Relief	3.0	vs. Northwestern	3/7/21
Hits	0	at Ohio State	4/24/21
Runs	0	2x, last at VMI	3/8/22
Earned Runs	0	2x, last at VMI	3/8/22
Walks	1	4x, last vs. Rutgers	3/26/22
Strikeouts	1	5x, last vs. Rutgers	3/26/22



#20 BLAISE SCLAFANI

Career Bests

IP	3.0*	vs. Northeastern	4/30/19
Longest Start	n/a		
Longest Relief	3.0*	vs. Northeastern	4/30/19
Hits	0	7x, last vs. Rutgers	3/26/22
Runs	0*	10x, last vs. Rutgers	3/26/22
Earned Runs	0	12x, last vs. Rutgers	3/26/22
Walks	0	9x, last vs. Rutgers	3/26/22
Strikeouts	3*	3x, last vs. Canisius	2/15/20



#36 TYLER SHINGLEDECKER

Career Bests

IP	4.1	2x, last vs. Youngstown State	4/9/19
Longest Start	4.1	vs. Youngstown State	4/9/19
Longest Relief	4.1	vs. Binghamton	3/26/19
Hits	0	21x, last vs. UMass	3/13/22
Runs	0	25x, last vs. Omaha	4/30/22
Earned Runs	0	32x, last vs. Omaha	4/30/22
Walks	0	19x, last at West Virginia	4/27/22
Strikeouts	9	vs. Northwestern	3/5/21

*At UMass Lowell (2020-21)

PITCHING CAREER BESTS



#30 ANTHONY STEELE

Career Bests		
IP	1.0	2x, last vs. Milwaukee 3/20/22
Longest Start	0.2	vs. Bucknell 4/6/22
Longest Relief	1.0	2x, last vs. Milwaukee 3/20/22
Hits	0	vs. Youngstown State 3/22/22
Runs	0	3x, last vs. Youngstown State 3/22/22
Earned Runs	0	3x, last vs. Youngstown State 3/22/22
Walks	0	2x, last vs. Youngstown State 3/22/22
Strikeouts	2	2x, last vs. Youngstown State 3/22/22



#12 KELLAN TULIO

Career Bests*		
IP	6.0	vs. Maine 2/26/22
Longest Start	6.0	vs. Maine 2/26/22
Longest Relief	2.1	at Minnesota 4/24/22
Hits	0	8x, last vs. St. Bonaventure 3/30/22
Runs	0	8x, last vs. St. Bonaventure 3/30/22
Earned Runs	0	8x, last vs. St. Bonaventure 3/30/22
Walks	0	5x, last vs. St. Bonaventure 3/30/22
Strikeouts	7	at Northwestern 4/9/22

**At Louisville (2020-21)*

CAREER STATS

#3 COLE BARTELS IF/OF R/R GR. 6-3/195 BELMONT, MASS.

Year	Avg	GP-GS	AB	R	H	2B	3B	HR	RBI	TB	SLG%	BB	HBP	SO	GDP	OB%	SF	SH	SB-ATT	PO	A	E	FLD%
2018	.000	17-3	0	0	0	0	0	0	0	0	.000	0	0	0	0	.000	0	0	0-0	0	1	0	1.000
2019	.000	7-3	0	0	0	0	0	0	0	0	.000	0	0	0	0	.000	0	0	0-0	1	1	1	.667
2020	.273	8-7	22	8	6	2	0	0	3	8	.364	7	1	4	0	.452	1	0	1-1	53	1	0	1.000
2021	.245	35-26	98	13	24	4	1	1	13	33	.337	13	1	21	4	.333	2	1	3-3	141	11	2	.987
2022	.278	41-41	158	27	44	7	0	2	16	57	.361	18	5	17	1	.364	3	0	3-4	175	9	2	.989
TOTAL	.266	108-80	278	48	74	13	1	3	32	98	.353	38	7	42	5	.362	6	1	7-8	370	25	5	.988

#46 NOAH BURKE OF L/R FR. 6-0/192 PITTSBURGH, PA.

Year	Avg	GP-GS	AB	R	H	2B	3B	HR	RBI	TB	SLG%	BB	HBP	SO	GDP	OB%	SF	SH	SB-ATT	PO	A	E	FLD%
2022	.000	5-0	4	0	0	0	0	0	0	0	.000	1	1	3	0	.333	0	0	0-0	0	0	0	.000
TOTAL	.000	5-0	4	0	0	0	0	0	0	0	.000	1	1	3	0	.333	0	0	0-0	0	0	0	.000

#19 DEREK CEASE IF/P R/R FR. 5-8/150 PLYMOUTH, PA.

Year	Avg	GP-GS	AB	R	H	2B	3B	HR	RBI	TB	SLG%	BB	HBP	SO	GDP	OB%	SF	SH	SB-ATT	PO	A	E	FLD%
2022	.240	29-14	50	11	12	1	0	0	3	13	.260	9	0	11	1	.356	0	0	2-2	24	45	6	.920
TOTAL	.240	29-14	50	11	12	1	0	0	3	13	.260	9	0	11	1	.356	0	0	2-2	24	45	6	.920

Year	ERA	W-L	APP	GS	CG	SHO	SV	IP	H	R	ER	BB	SO	2B	3B	HR	BF	BAA	WP	HBP	BK	SFA	SHA
2022	0.00	0-0	1	0	0	0/0	0	1.0	1	1	0	3	1	0	0	0	7	.250	0	0	0	0	0
TOTAL	0.00	0-0	1	0	0	0/0	0	1.0	1	1	0	3	1	0	0	0	7	.250	0	0	0	0	0

#23 JAKE COOPER IF R/R FR. 5-9/195 STATE COLLEGE, PA.

Year	Avg	GP-GS	AB	R	H	2B	3B	HR	RBI	TB	SLG%	BB	HBP	SO	GDP	OB%	SF	SH	SB-ATT	PO	A	E	FLD%
2022	.000	8-4	14	0	0	0	0	0	0	0	.000	0	0	6	0	.000	0	1	0-0	1	10	1	.917
TOTAL	.000	8-4	14	0	0	0	0	0	0	0	.000	0	0	6	0	.000	0	1	0-0	1	10	1	.917

#4 TYSON COOPER C/IF S/R R-SO. 5-9/200 STATE COLLEGE, PA.

Year	Avg	GP-GS	AB	R	H	2B	3B	HR	RBI	TB	SLG%	BB	HBP	SO	GDP	OB%	SF	SH	SB-ATT	PO	A	E	FLD%
2021	.111	11-3	18	2	2	1	0	0	2	3	.167	6	0	8	0	.333	0	0	1-1	16	1	0	1.000
2022	.125	15-10	32	3	4	0	0	0	0	4	.125	6	0	5	1	.263	0	2	0-2	52	11	2	.969
TOTAL	.120	26-13	50	5	6	1	0	0	2	6	.140	12	0	13	1	.290	0	2	1-3	68	12	2	.976

#49 BEN DEMELL IF/P L/R FR. 6-5/205 CONCORD, OHIO

Year	Avg	GP-GS	AB	R	H	2B	3B	HR	RBI	TB	SLG%	BB	HBP	SO	GDP	OB%	SF	SH	SB-ATT	PO	A	E	FLD%
2022	-	-	-	-	-	-	-	-	-	-	-	-	-	-	-	-	-	-	-	-	-	-	-
TOTAL	-	-	-	-	-	-	-	-	-	-	-	-	-	-	-	-	-	-	-	-	-	-	-

Year	ERA	W-L	APP	GS	CG	SHO	SV	IP	H	R	ER	BB	SO	2B	3B	HR	BF	BAA	WP	HBP	BK	SFA	SHA
2022	0.00	0-0	1	0	0	0/0	0	1.2	0	0	0	0	0	0	0	0	0	.000	0	0	0	0	0
TOTAL	0.00	0-0	1	0	0	0/0	0	1.2	0	0	0	0	0	0	0	0	0	.000	0	0	0	0	0

#5 CARSON ERTTER OF L/L JR. 5-10/175 EBENSBURG, PA.

Year	Avg	GP-GS	AB	R	H	2B	3B	HR	RBI	TB	SLG%	BB	HBP	SO	GDP	OB%	SF	SH	SB-ATT	PO	A	E	FLD%
2020	.000	3-0	2	0	0	0	0	0	0	0	.000	0	1	0	0	.333	0	0	0-0	1	0	0	1.000
2021	.000	1-0	1	0	0	0	0	0	1	0	.000	1	0	0	0	.500	0	0	0-0	0	0	0	.000
2022	-	-	-	-	-	-	-	-	-	-	-	-	-	-	-	-	-	-	-	-	-	-	-
TOTAL	.000	4-0	3	0	0	0	0	0	1	0	.000	1	1	0	0	.400	0	0	0-0	1	0	0	1.000

CAREER STATS

#15 BRENDEN FRANKS IF/P R/R JR. 6-3/205 STATE COLLEGE, PA.

Year	Avg	GP-GS	AB	R	H	2B	3B	HR	RBI	TB	SLG%	BB	HBP	SO	GDP	OB%	SF	SH	SB-ATT	PO	A	E	FLD%
2020	.667	4-0	3	1	2	0	0	0	0	2	.667	0	0	1	0	.667	0	0	0-0	2	0	0	1.000
2021	.000	4-0	3	1	0	0	0	0	0	0	.000	0	1	2	0	.250	0	0	0-0	4	0	0	1.000
2022	.000	8-0	4	0	0	0	0	0	0	0	.000	1	0	1	1	.200	0	0	0-0	0	0	0	1.000
TOTAL	.200	16-0	10	2	2	0	0	0	0	2	.200	1	1	4	1	.333	0	0	0-0	6	0	0	1.000

#28 HUTCH GAGNON LHP L/L SR. 6-3/220 DOWNINGTOWN, PA.

Year	ERA	W-L	App	GS	CG	SHO	SV	IP	H	R	ER	BB	SO	2B	3B	HR	BF	B/Avg	WP	HBP	BK	SFA	SHA
2019	5.59	0-1	18	0	0	0/0	0	19.1	21	12	12	11	21	4	1	2	93	.273	3	3	0	0	2
2020	3.21	1-0	4	2	0	0/0	0	14.0	15	5	5	6	17	4	1	0	62	.268	0	0	0	0	0
2021	6.75	0-1	11	0	0	0/0	0	12.0	18	10	9	4	13	3	1	1	64	.327	2	3	0	1	1
2022	-	-	-	-	-	-	-	-	-	-	-	-	-	-	-	-	-	-	-	-	-	-	-
TOTAL	5.16	1-2	33	2	0	0/0	0	45.1	54	27	26	21	51	11	3	3	219	.287	5	6	0	1	3

#35 BILLY GERLOTT OF/IF R/R SO. 6-1/195 AUBURN, PA.

Year	Avg	GP-GS	AB	R	H	2B	3B	HR	RBI	TB	SLG%	BB	HBP	SO	GDP	OB%	SF	SH	SB-ATT	PO	A	E	FLD%
2021	-	-	-	-	-	-	-	-	-	-	-	-	-	-	-	-	-	-	-	-	-	-	-
2022	.217	41-38	138	17	30	7	2	3	19	50	.362	14	5	41	3	.308	2	0	4-6	55	3	0	1.000
TOTAL	.217	41-38	138	17	30	7	2	3	19	50	.362	14	5	41	3	.308	2	0	4-6	55	3	0	1.000

#17 SENECA GREGORY RHP R/R FR. 6-4/225 STAFFORD, VA.

Year	ERA	W-L	APP	GS	CG	SHO	SV	IP	H	R	ER	BB	SO	2B	3B	HR	BF	BAA	WP	HBP	BK	SFA	SHA
2022	10.80	0-0	6	0	0	0/0	0	6.2	10	9	8	4	7	2	0	0	36	.345	1	2	0	0	1
TOTAL	10.80	0-0	6	0	0	0/0	0	6.2	10	9	8	4	7	2	0	0	36	.345	1	2	0	0	1

#2 KYLE HANNON IF/OF L/R SO. 5-10/194 HARRISBURG, PA.

Year	Avg	GP-GS	AB	R	H	2B	3B	HR	RBI	TB	SLG%	BB	HBP	SO	GDP	OB%	SF	SH	SB-ATT	PO	A	E	FLD%
2021	.133	12-9	30	3	4	1	1	0	1	7	.233	2	0	12	0	.188	0	1	0-0	15	0	0	1.000
2022	.288	22-20	73	9	21	5	1	0	8	28	.384	6	2	18	3	.358	0	0	3-3	23	44	7	.905
TOTAL	.243	34-29	103	12	25	6	2	0	9	35	.340	8	2	30	3	.310	0	1	3-3	38	44	7	.921

#1 JAY HARRY IF L/R SO. 6-0/195 METUCHEN, N.J.

Year	Avg	GP-GS	AB	R	H	2B	3B	HR	RBI	TB	SLG%	BB	HBP	SO	GDP	OB%	SF	SH	SB-ATT	PO	A	E	FLD%
2021	.268	42-42	142	22	38	10	0	1	18	51	.359	12	4	25	2	.335	3	0	1-1	58	101	11	.935
2022	.313	44-40	160	27	50	6	2	4	21	72	.450	12	5	21	0	.376	1	0	4-7	46	118	5	.970
TOTAL	.291	83-82	302	49	88	16	2	5	39	123	.407	24	9	46	2	.357	4	0	5-8	104	219	16	.953

CAREER STATS

#24 JADEN HENLINE RHP L/R SO. 6-2/195 NEW CUMBERLAND, PA.

Year	ERA	W-L	App	GS	CG	SHO	SV	IP	H	R	ER	BB	SO	2B	3B	HR	BF	B/Avg	WP	HBP	BK	SFA	SHA
2021	3.72	0-0	9	3	0	0/0	0	19.1	17	8	8	8	22	2	0	2	86	.230	1	3	0	0	1
2022	4.61	1-2	13	4	0	0/1	3	41.0	43	27	21	13	44	11	2	3	176	.270	5	2	0	1	1
TOTAL	4.33	1-2	22	7	0	0/1	3	60.1	60	35	29	21	66	13	2	5	262	.258	6	5	0	1	2

#40 BEN KAILHER IF R/R JR. 5-8/160 RUMFORD, R.I.

Year	Avg	GP-GS	AB	R	H	2B	3B	HR	RBI	TB	SLG%	BB	HBP	SO	GDP	OB%	SF	SH	SB-ATT	PO	A	E	FLD%
2020	.222	9-6	18	4	4	1	2	0	4	9	.500	2	2	6	2	.333	2	0	2-2	3	9	2	.857
2021	.143	11-0	7	3	1	0	0	0	0	1	.143	0	0	2	0	.143	0	0	1-1	0	2	0	1.000
2022	.212	25-19	66	10	14	1	0	0	2	15	.227	14	2	15	0	.366	0	0	5-6	21	47	4	.944
TOTAL	.209	45-25	91	17	19	2	2	0	6	25	.275	16	4	23	2	.345	2	0	8-9	24	58	6	.932

#13 TAYVEN KELLEY OF R/R JR. 6-3/200 BOILING SPRINGS, PA.

Year	Avg	GP-GS	AB	R	H	2B	3B	HR	RBI	TB	SLG%	BB	HBP	SO	GDP	OB%	SF	SH	SB-ATT	PO	A	E	FLD%
2020	.188	9-4	16	4	3	2	0	0	1	5	.313	3	1	8	0	.350	0	0	0-0	10	0	0	1.000
2021	.238	28-27	101	8	24	8	2	1	9	39	.386	10	1	37	2	.313	0	3	0-2	53	1	4	.931
2022	.187	37-34	134	12	25	4	2	0	16	33	.246	5	1	53	4	.221	0	0	1-2	72	1	5	.936
TOTAL	.207	74-65	251	24	52	14	4	1	26	77	.307	18	3	98	6	.268	0	3	1-4	135	2	9	.938

#29 CARSON KOHLS RHP R/R SO. 6-0/195 SACRAMENTO, CALIF.

Year	ERA	W-L	App	GS	CG	SHO	SV	IP	H	R	ER	BB	SO	2B	3B	HR	BF	B/Avg	WP	HBP	BK	SFA	SHA
2021	3.18	0-0	5	0	0	0/0	0	5.2	7	3	2	2	4	1	1	27	.304	1	2	0	0	0	0
2022	5.06	1-0	12	1	0	0/0	1	21.1	23	16	12	13	20	1	2	0	98	.291	3	4	0	0	2
TOTAL	4.67	1-0	17	1	0	0/0	0	27.0	30	19	14	15	24	2	3	1	125	.294	4	6	0	0	2

#33 TRAVIS LUENSMANN RHP R/R SO. 6-6/234 ALTOONA, PA.

Year	ERA	W-L	App	GS	CG	SHO	SV	IP	H	R	ER	BB	SO	2B	3B	HR	BF	B/Avg	WP	HBP	BK	SFA	SHA
2021*	15.43	0-1	4	0	0	0/0	0	2.1	4	6	4	1	2	2	0	0	12	.333	0	0	1	0	0
2022	4.26	2-2	11	9	0	0/0	1	50.2	51	31	24	27	61	1	3	3	233	.260	4	4	0	3	3
TOTAL	4.75	2-3	15	9	0	0/0	1	53.0	55	37	28	28	63	3	3	3	245	.266	4	4	1	3	3

*At South Carolina

#18 MASON MELLOTT RHP R/R GR. 6-0/205 STATE COLLEGE, PA.

Year	ERA	W-L	APP	GS	CG	SHO	SV	IP	H	R	ER	BB	SO	2B	3B	HR	BF	BAA	WP	HBP	BK	SFA	SHA
2018	3.18	0-1	24	0	0	0/0	4	34.0	38	16	12	14	28	4	1	0	155	.295	4	5	2	3	4
2019	2.43	6-3	21	0	0	0/2	5	63.0	59	25	17	14	52	10	2	1	270	.244	3	6	0	1	6
2020	2.25	2-1	5	0	0	0/0	0	8.0	8	3	2	1	6	1	1	0	35	.258	0	0	0	0	3
2021	4.60	2-3	17	0	0	0/0	4	31.1	32	20	16	18	33	2	1	1	149	.264	4	8	1	0	2
2022	5.06	3-4	16	4	0	0/1	2	32.0	32	20	18	15	26	4	2	2	147	.262	3	3	0	1	5
TOTAL	3.48	13-11	83	4	0	0/3	15	168.1	169	84	65	62	145	21	7	4	756	.261	14	22	3	5	20

#21 STEVEN MILLER RHP R/R SR. 6-1/190 PITTSBURGH, PA.

Year	ERA	W-L	App	GS	CG	SHO	SV	IP	H	R	ER	BB	SO	2B	3B	HR	BF	B/Avg	WP	HBP	BK	SFA	SHA
2019	3.86	0-0	3	0	0	0/0	0	2.1	4	1	1	1	1	3	0	0	12	.364	1	0	0	0	0
2020	2.70	0-0	3	0	0	0/1	0	3.1	2	1	1	1	6	1	0	0	13	.167	0	0	0	0	0
2021	3.29	0-1	12	0	0	0/2	2	13.2	12	8	5	7	17	2	0	0	58	.245	2	2	0	0	0
2022	4.94	2-2	15	2	0	0/0	1	31.0	38	18	17	10	28	5	1	1	139	.304	2	3	0	1	0
TOTAL	4.29	2-3	33	2	0	0/3	3	50.1	56	28	24	19	52	11	1	1	222	.284	5	5	0	1	0

CAREER STATS

#27 TOMMY MOLSKY RHP R/R FR. 6-1/160 DILLSBURG, PA.

Year	ERA	W-L	APP	GS	CG	SHO	SV	IP	H	R	ER	BB	SO	2B	3B	HR	BF	BAA	WP	HBP	BK	SFA	SHA
2022	6.64	0-5	12	9	0	0/0	1	40.2	45	42	30	18	35	9	2	3	198	.269	6	9	0	2	2
TOTAL	6.64	0-5	12	9	0	0/0	1	40.2	45	42	30	18	35	9	2	3	198	.269	6	9	0	2	2

#37 JORDAN MORALES LHP R/L JR. 5-9/175 SOUDERTON, PA.

Year	ERA	W-L	App	GS	CG	SHO	SV	IP	H	R	ER	BB	SO	2B	3B	HR	BF	B/Avg	WP	HBP	BK	SFA	SHA
2020*	2.16	0-2	5	0	0	0/1	2	8.1	5	4	2	3	14	1	0	1	37	.167	3	1	1	1	2
2021*	6.11	2-6	16	7	1	0/0	2	45.2	60	35	31	23	49	10	2	4	226	.313	2	8	2	3	0
2022	4.40	3-0	20	0	0	0/0	0	28.2	31	19	14	8	44	5	1	2	128	.270	4	2	3	0	3
TOTAL	5.12	5-8	41	7	1	0/1	4	82.2	96	58	47	34	107	16	3	7	392	.284	9	11	6	4	5

*At LaSalle

#6 JOE NASTASI RHP R/R SO. 6-0/217 STATE COLLEGE, PA.

Year	ERA	W-L	App	GS	CG	SHO	SV	IP	H	R	ER	BB	SO	2B	3B	HR	BF	B/Avg	WP	HBP	BK	SFA	SHA
2021	-	-	-	-	-	-	-	-	-	-	-	-	-	-	-	-	-	-	-	-	-	-	-
2022	-	-	-	-	-	-	-	-	-	-	-	-	-	-	-	-	-	-	-	-	-	-	-
TOTAL	-	-	-	-	-	-	-	-	-	-	-	-	-	-	-	-	-	-	-	-	-	-	-

#34 RICHIE PALTRIDGE LHP/1B/OF L/L SO. 6-3/194 MONTGOMERY, N.Y.

Year	Avg	GP-GS	AB	R	H	2B	3B	HR	RBI	TB	SLG%	BB	HBP	SO	GDP	OB%	SF	SH	SB-ATT	PO	A	E	FLD%
2021	-	-	-	-	-	-	-	-	-	-	-	-	-	-	-	-	-	-	-	-	-	-	-
2022	.000	1-0	1	0	0	0	0	0	0	0	.000	0	0	1	0	.000	0	0	0-0	1	0	0	1.000
TOTAL	.000	1-0	1	0	0	0	0	0	0	0	.000	0	0	1	0	.000	0	0	0-0	1	0	0	1.000

Year	ERA	W-L	APP	GS	CG	SHO	SV	IP	H	R	ER	BB	SO	2B	3B	HR	BF	BAA	WP	HBP	BK	SFA	SHA
2021	-	-	-	-	-	-	-	-	-	-	-	-	-	-	-	-	-	-	-	-	-	-	-
2022	-	-	-	-	-	-	-	-	-	-	-	-	-	-	-	-	-	-	-	-	-	-	-
TOTAL	-	-	-	-	-	-	-	-	-	-	-	-	-	-	-	-	-	-	-	-	-	-	-

#31 RYAN PARTRIDGE LHP R/L JR. 6-3/215 WEXFORD, PA.

Year	ERA	W-L	App	GS	CG	SHO	SV	IP	H	R	ER	BB	SO	2B	3B	HR	BF	B/Avg	WP	HBP	BK	SFA	SHA
2020	0.00	0-0	2	0	0	0/0	0	2.0	1	0	0	0	2	0	0	0	6	.167	0	0	0	0	0
2021	0.00	0-0	5	0	0	0/0	0	2.2	4	2	0	3	4	1	0	0	16	.333	0	0	0	1	0
2022	5.71	0-0	16	0	0	0/0	0	17.1	17	11	11	11	17	4	1	0	83	.262	3	4	0	2	1
TOTAL	4.50	0-0	23	0	0	0/0	0	22.0	22	13	11	14	23	5	1	0	105	.265	3	4	0	3	1

#22 JOHNNY PIACENTINO OF R/R JR. 5-11/185 CHERRY HILL, N.J.

Year	Avg	GP-GS	AB	R	H	2B	3B	HR	RBI	TB	SLG%	BB	HBP	SO	GDP	OB%	SF	SH	SB-ATT	PO	A	E	FLD%
2020	.400	13-10	35	11	14	4	0	2	11	24	.686	10	0	4	0	.511	2	0	4-4	27	0	0	1.000
2021	.284	42-42	162	30	46	15	0	8	32	85	.525	17	0	40	4	.350	1	1	0-2	83	0	3	.965
2022	.250	27-27	104	13	26	3	3	2	17	41	.394	10	0	27	3	.308	3	1	1-1	41	0	1	.976
TOTAL	.286	82-79	301	54	86	22	3	12	60	150	.498	37	0	71	7	.358	6	2	5-7	151	0	4	.974

#7 C.J. PITTARO IF L/R SO. 6-1/195 HAMILTON, N.J.

Year	Avg	GP-GS	AB	R	H	2B	3B	HR	RBI	TB	SLG%	BB	HBP	SO	GDP	OB%	SF	SH	SB-ATT	PO	A	E	FLD%
2021*	.333	5-0	3	0	1	0	0	0	3	1	.333	0	0	0	0	.333	0	0	0-0	0	1	0	1.000
2022	.250	27-22	76	14	19	3	0	0	10	22	.289	10	1	20	1	.345	0	0	1-2	15	32	5	.904
TOTAL	.253	32-22	79	14	20	3	0	0	13	23	.291	10	1	20	1	.344	0	0	1-2	15	33	5	.906

*At Vanderbilt

CAREER STATS

#25 CHASE RENNER RHP R/R FR. 6-4/190 ALBURTIS, PA.

Year	ERA	W-L	APP	GS	CG	SHO	SV	IP	H	R	ER	BB	SO	2B	3B	HR	BF	BAA	WP	HBP	BK	SFA	SHA
2022	5.40	2-2	10	1	0	0/0	1	13.1	11	8	8	12	17	4	0	0	62	.234	4	1	0	0	2
TOTAL	5.40	2-2	10	1	0	0/0	1	13.1	11	8	8	12	17	4	0	0	62	.234	4	1	0	0	2

#11 CHAD ROGERS RHP R/R SO. 6-5/220 MENTOR, OHIO

Year	ERA	W-L	App	GS	CG	SHO	SV	IP	H	R	ER	BB	SO	2B	3B	HR	BF	B/Avg	WP	HBP	BK	SFA	SHA
2021	13.50	1-0	3	0	0	0/0	0	4.0	8	6	6	7	1	2	0	0	25	.471	0	0	1	1	0
2022	13.50	0-0	5	0	0	0/0	0	6.2	14	10	10	7	4	1	1	0	41	.452	2	1	0	2	0
TOTAL	13.50	1-0	8	0	0	0/0	0	10.2	22	16	16	14	5	3	1	0	66	.458	2	1	1	3	0

#20 BLAISE SCLAFANI RHP R/R SR. 6-6/200 SOUDERTON, PA.

Year	ERA	W-L	App	GS	CG	SHO	SV	IP	H	R	ER	BB	SO	2B	3B	HR	BF	B/Avg	WP	HBP	BK	SFA	SHA
2019*	4.42	1-0	12	0	0	0/0	0	18.1	12	11	9	19	14	2	0	1	60	.200	2	6	0	3	0
2020*	4.76	0-0	4	0	0	0/0	0	5.2	5	4	3	2	5	0	0	0	20	.250	3	2	0	0	0
2021	18.00	0-0	2	0	0	0/0	0	1.0	2	2	2	4	1	0	0	0	10	.500	2	1	0	1	0
2022	0.00	0-0	4	0	0	0/0	0	1.1	2	1	0	3	1	0	0	1	9	.400	0	1	0	0	0
TOTAL	4.78	1-0	22	0	0	0/0	0	26.1	21	18	14	28	21	2	0	0	99	.368	7	10	0	4	0

*At UMass Lowell

#36 TYLER SHINGLEDECKER LHP R/L SR. 6-3/185 HUNTERSVILLE, N.C.

Year	ERA	W-L	App	GS	CG	SHO	SV	IP	H	R	ER	BB	SO	2B	3B	HR	BF	B/Avg	WP	HBP	BK	SFA	SHA
2019	4.43	1-1	19	2	0	0/1	1	40.2	31	27	20	27	44	8	1	3	185	.207	4	6	0	1	1
2020	0.64	0-0	5	0	0	0/0	0	14.0	3	1	1	2	20	1	0	0	49	.067	1	1	0	0	1
2021	6.00	2-2	16	1	0	0/1	1	27.0	20	21	18	16	38	3	3	2	123	.196	3	4	0	1	0
2022	3.31	4-2	16	2	0	0/1	1	32.2	33	15	12	9	40	5	1	2	140	.258	3	1	0	0	2
TOTAL	4.01	7-5	56	5	0	0/3	3	114.1	87	64	51	54	142	17	5	7	497	.205	11	12	0	2	4

#41 JOSH SPIEGEL C/1B R/R R-JR. 6-3/206 JEANNETTE, PA.

Year	Avg	GP-GS	AB	R	H	2B	3B	HR	RBI	TB	SLG%	BB	HBP	SO	GDP	OB%	SF	SH	SB-ATT	PO	A	E	FLD%	
2019*																								
2020*	.500	3-0	4	0	2	0	0	0	1	2	.500	0	0	1	0	.500	0	0	0-0	7	0	0	1.000	
2021	.261	38-38	134	19	35	10	1	4	22	59	.440	10	2	43	3	.320	1	2	1-1	134	12	4	.973	
2022	.304	41-39	148	21	45	13	2	6	29	80	.541	15	2	44	4	.371	2	0	0-0	245	10	8	.970	
TOTAL	.287	82-77	286	40	82	23	3	10	52	140	.493	25	4	88	7	.349	3	2	1-1	386	22	12	.971	

#30 ANTHONY STEELE LHP/1B/OF L/L FR. 6-4/225 SHELTON, CONN.

Year	ERA	W-L	APP	GS	CG	SHO	SV	IP	H	R	ER	BB	SO	2B	3B	HR	BF	BAA	WP	HBP	BK	SFA	SHA
2022	18.69	0-0	6	1	0	0/0	0	4.1	9	10	9	7	8	0	1	0	34	.391	2	4	0	0	0
TOTAL	18.69	0-0	6	1	0	0/0	0	4.1	9	10	9	7	8	0	1	0	34	.391	2	4	0	0	0

Year	Avg	GP-GS	AB	R	H	2B	3B	HR	RBI	TB	SLG%	BB	HBP	SO	GDP	OB%	SF	SH	SB-ATT	PO	A	E	FLD%
2022	.247	28-22	77	5	19	1	1	1	7	25	.325	8	1	21	1	.326	0	0	1-1	31	0	2	.939
TOTAL	.247	28-22	77	5	19	1	1	1	7	25	.325	8	1	21	1	.326	0	0	1-1	31	0	2	.939

CAREER STATS

#9 CONNOR THRONEBERRY RHP/IF R/R FR. 6-6/230 ST. LOUIS, MO.

Year	ERA	W-L	APP	GS	CG	SHO	SV	IP	H	R	ER	BB	SO	2B	3B	HR	BF	BAA	WP	HBP	BK	SFA	SHA
2022	-	-	-	-	-	-	-	-	-	-	-	-	-	-	-	-	-	-	-	-	-	-	-
TOTAL	-	-	-	-	-	-	-	-	-	-	-	-	-	-	-	-	-	-	-	-	-	-	-
Year	Avg	GP-GS	AB	R	H	2B	3B	HR	RBI	TB	SLG%	BB	HBP	SO	GDP	OB%	SF	SH	SB-ATT	PO	A	E	FLD%
2022	.333	3-0	3	1	1	0	0	0	0	1	.333	0	0	2	0	.333	0	0	0-0	3	0	0	1.000
TOTAL	.333	3-0	3	1	1	0	0	0	0	1	.333	0	0	2	0	.333	0	0	0-0	3	0	0	1.000

#12 KELLAN TULIO LHP L/L JR. 6-2/215 EMMAUS, PA.

Year	ERA	W-L	App	GS	CG	SHO	SV	IP	H	R	ER	BB	SO	2B	3B	HR	BF	B/Avg	WP	HBP	BK	SFA	SHA
2020*	6.75	0-0	4	0	0	0/0	0	2.2	4	2	2	2	2	0	0	0	13	.364	0	0	1	0	0
2021*	15.43	0-0	4	0	0	0/0	0	2.1	3	4	4	3	1	0	0	0	14	.300	1	1	0	0	0
2022	3.94	2-2	11	8	0	0/0	1	29.2	24	19	13	21	36	5	0	1	138	.218	3	4	0	1	2
TOTAL	4.93	2-2	19	8	0	0/0	1	34.2	31	25	19	26	39	5	0	1	165	.237	4	5	0	1	2

*At Louisville

#14 MATT WOOD C L/R JR. 5-10/190 GIBSONIA, PA.

Year	Avg	GP-GS	AB	R	H	2B	3B	HR	RBI	TB	SLG%	BB	HBP	SO	GDP	OB%	SF	SH	SB-ATT	PO	A	E	FLD%
2020	.314	14-13	51	4	16	1	0	0	5	17	.333	7	1	12	2	.407	0	0	1-1	78	4	2	.976
2021	.295	39-39	139	22	41	10	1	4	21	65	.468	19	3	25	3	.384	3	1	1-5	218	14	4	.983
2022	.415	40-40	142	36	59	11	3	6	37	93	.662	23	5	16	4	.497	5	3	5-7	272	23	7	.977
TOTAL	.349	93-92	332	62	116	22	4	10	63	175	.530	49	9	53	9	.437	8	4	7-13	568	41	13	.979

HEAD COACH ROB COOPER



16

ROB COOPER
MIAMI (FLA.), 1994
OVERALL: 453-467 (17TH YR)
PSU: 167-237 (9TH YR)

Head Coach

The 2022 baseball season is Rob Cooper’s ninth as head coach of the Nittany Lion baseball program. Cooper was selected as the 14th head baseball coach in Penn State history on August 9, 2013. Not shy about stating his ultimate goal of returning Penn State to Omaha in June, the Lions have made significant strides under his leadership.

Under his tutelage, 11 players have been drafted and 12 total have signed with MLB teams in the last four seasons with a full draft. However, his strong belief in the first part of the term “student-athlete” is perhaps the top reason he has proven to be an excellent fit at Penn State. Even with state-of-the-art facilities, the chance to take on elite competition and a program history that includes five trips to the College World Series, Cooper cites the value of a Penn State degree as one of the top reasons to play baseball at Penn State.

The Nittany Lions finished the 2021 season with an 18-24 record, playing against exclusively Big Ten opponents. The wins included a 3-2 victory over No. 18 Michigan on March 26 and a series sweep over Michigan State in which Penn State out-scored the Spartans, 39-13. The Nittany Lions also won two series against Rutgers. Penn State scored 10 or more runs in six games, Penn State’s most against Big Ten opponents since 2008 (8) and the most in a season since 2016.

Penn State led the Big Ten in doubles (93) and doubles per game (2.21), ranking 10th in the country in doubles per game. The Nittany Lions sat third in the conference in batting average (.269). Penn State hit 34 home runs, its most since 2012, and had five players with four or more homers.

Sophomore Matt Wood collected Second Team All-Big Ten honors, batting .295 with four homers and 21 RBI. Wood became the fifth All-Big Ten selection under Cooper. Senior Gavin Homer led the Nittany Lions with a .310 batting average, a .429 on-base percentage and tied with Johnny Piacentino for the team-lead in runs (30). Junior Justin Williams hit .302 and paced Penn State with 48 hits. Piacentino led the squad with eight homers and 32 RBI to go with a team-best .525 slugging percentage.

Senior Kyle Virbitsky paced the Penn State rotation with a 4.17 ERA, five wins, 77.2 innings pitched and 88 strikeouts. Virbitsky ranked seventh in the Big Ten in strikeouts and third in strikeout-to-walk ratio (4.40). His 88 strikeouts are tied for the 10th-most in a season at Penn State. Senior Conor Larkin earned three wins and 69 strikeouts in 63.2 innings and fellow senior Bailey Dees was responsible for four wins and 53 strikeouts in 66 innings.

The Nittany Lions continued their success in the classroom with a program-record 19 players earning Academic All-Big Ten accolades.

Penn State had four players drafted from the 2021 squad. Larkin was selected in the ninth round (272nd overall) by the Toronto Blue Jays. Williams was a 17th round selection (508th overall) by the Houston Astros and Kyle Virbitsky followed, being selected 518th overall by the Oakland A’s. Bailey Dees was drafted in the 18th round (543rd overall) by the New York Yankees. All three members of the starting rotation were drafted, making Penn State one of only four schools to accomplish that in 2021.

It marked the third time in program history that Penn State had four or more players selected in a single year and the second time that Penn State had three pitchers selected in a draft. The Nittany Lions have had eight pitchers drafted since 2016. The four selections were double of any other Pennsylvania school and three of the draftees are Pennsylvania natives.

Penn State was off to a 10-5 start in 2020 before the COVID-19 pandemic canceled the remainder of the season. Penn State was among the conference leaders offensively, ranking second in on-base percentage (.394), slugging (.422), triples (7), doubles (30), third in batting average (.289) and walks (77), and fourth in scoring (6.7 runs/game) and runs (100). On the mound, Penn State ranked sixth in the NCAA with a 1.01 WHIP and also eighth with a 2.16 team ERA. The Nittany Lions also ranked 15th with 6.33 hits allowed per nine innings and 18th with a 3.63 strikeout-to-walk ratio.

Penn State baseball’s trip to Cuba prior to the 2016 season is perhaps the best example of Cooper’s commitment to the first part of the “student-athlete” term. The Nittany Lions attended academic lectures and toured Havana, becoming the first NCAA Division I team to compete against a Cuban National Series team, the first U.S. team at any level to defeat a Cuban National Series team, the first U.S. baseball team to play in Cuba since restoration of diplomatic ties with Cuba, the second NCAA team to play in Cuba since restoration of diplomatic ties (Coastal Carolina men’s basketball, August 2015) and the fifth NCAA Division I baseball team to compete in post-revolutionary Cuba. The harmony between academics and athletics was on full display, as multiple Penn State professors and a group of journalism students also joined the travel party.

The rare, once-in-a-lifetime experience helped bring a young Penn State team together, and the Lions went on to earn their first winning record (overall and in conference) since 2012. The starting lineup included at least three freshmen in all but six games and five to six freshmen in 19 games, and took on nine eventual NCAA tournament teams, including a three-game series at home against College World Series participant TCU. The Lions’ 28 wins were a 10-win improvement over the previous season, and its 12 Big Ten wins doubled the 2015 total. Haley and Anderson were the first drafted out of Penn State since 2012, and Anderson and senior outfielder Greg Guers became the program’s first All-Big Ten picks also since 2012. Pitcher Justin Hagenman became Penn State’s first Louisville Slugger Freshman All-American since 1997.

Shortly after Cooper accepted the PSU head coaching position in 2014, the California native traveled to Taichung, Taiwan to serve as the head coach of USA Baseball’s 18U National Team at the IBAF U18 World Cup. Cooper steered Team USA to an 8-1 record in World Cup play, including seven consecutive victories to win the gold medal.

Not long after the triumph in Taiwan, Cooper received one of the highest honors bestowed in the profession, as he was announced as the Rod Dedeaux USA Baseball Coach of the Year. With the honor, Cooper became just the 16th individual in the award’s history to receive the accolade, joining the likes of Scott Brosius, Davey Johnson and Tommy Lasorda.

Cooper was also a member of the coaching staff for the 2007 and 2009 USA College National teams. The 2007 team earned a silver medal at the Pan Am Games in Rio de Janeiro, Brazil. Fourteen of the 20 players on the 2007 team reached the Major Leagues, including 2013 All-Star Pedro Alvarez. Fourteen of the 22 members of the 2009 team also reached the Major Leagues, including three-time All-Star Gerrit Cole.

Cooper brought an accomplished resume to Penn State that included three NCAA Tournament appearances as a head coach at Wright State and five more at various stops as an assistant coach, including two trips to the College World Series with Miami (Florida). Cooper was twice named the Horizon League Coach of the Year and guided Wright State to three league tournament championships and two regular-season championships after the team suffered six losing seasons in the seven years before his arrival.

Cooper began his coaching career at national power Miami, spending two seasons (1994-95) as a student/graduate assistant on the Hurricanes’ staff. While at Miami, Cooper helped the Hurricanes to College World Series berths in 1994 and 1995. Cooper spent the 1996 season as an assistant and team academic coordinator at Wake Forest, then moved on to Tulane for the next two seasons, serving as the Green Wave’s hitting coach. In 1997, the Green Wave won the Conference USA regular-season crown, and in 1998, they advanced to the NCAA Tournament. Cooper left Tulane following the 1998 season and returned to Sacramento City College, where he starred in the early 1990’s before lettering at Miami in 1993.

Along with his college coaching experience, Cooper also was an associate scout for the Los Angeles Dodgers from 1990-92 and has been selected to four coaching stints with USA Baseball in 2000, 2007, 2009 and 2013.

Cooper earned his bachelor’s degree in psychology from Miami in 1994 and a master’s in sports sciences/administration from Miami in 1996. He is married to his wife, Maureen, and has two sons, Jake and Tyson, who are both current members of the Penn State baseball team.

OVERALL STATS

**The Automated ScoreBook
Overall Statistics for Penn State (as of Apr 30, 2022)
(All games Sorted by Batting avg)**

Record: 20-21 Home: 10-7 Away: 5-9 Neutral: 5-5 Conference: 7-8

Player	avg	gp-gs	ab	r	h	2b	3b	hr	rbi	tb	slg%	bb	hp	so	gdp	ob%	sf	sh	sb-att	po	a	e	fld%
14 Wood, Matt	.415	40-40	142	36	59	11	3	6	37	94	.662	23	5	16	4	.497	5	3	5-7	272	23	7	.977
1 Harry, Jay	.313	41-40	160	27	50	6	2	4	21	72	.450	12	5	21	0	.376	1	0	4-7	46	118	5	.970
41 Spiegel, Josh	.304	41-39	148	21	45	13	2	6	29	80	.541	15	2	44	4	.371	2	0	0-0	245	10	8	.970
2 Hannon, Kyle	.288	22-20	73	9	21	5	1	0	8	28	.384	6	2	18	3	.358	0	0	3-3	23	44	7	.905
3 Bartels, Cole	.278	41-41	158	27	44	7	0	2	16	57	.361	18	5	17	1	.364	3	0	3-4	175	9	2	.989
22 Piacentino, Johnny	.250	27-27	104	13	26	3	3	2	17	41	.394	10	0	27	3	.308	3	1	1-1	41	0	1	.976
7 Pittaro, C.J.	.250	27-22	76	14	19	3	0	0	10	22	.289	10	1	20	1	.345	0	0	1-2	15	32	5	.904
30 Steele, Anthony	.247	26-21	77	5	19	1	1	1	7	25	.325	8	1	21	1	.326	0	0	1-1	31	0	2	.939
35 Gerlott, Billy	.217	41-38	138	17	30	7	2	3	19	50	.362	14	5	41	3	.308	2	0	4-6	55	3	0	1.000
40 Kailher, Ben	.212	25-19	66	10	14	1	0	0	2	15	.227	14	2	15	0	.366	0	0	5-7	21	47	4	.944
13 Kelley, Tayven	.187	37-34	134	12	25	4	2	0	16	33	.246	5	1	53	4	.221	0	0	1-2	72	1	5	.936
9 Throneberry, Connor	.333	3-0	3	1	1	0	0	0	0	1	.333	0	0	2	0	.333	0	0	0-0	3	0	0	1.000
19 Cease, Derek	.240	28-14	50	11	12	1	0	0	3	13	.260	9	0	11	1	.356	0	0	2-2	24	45	6	.920
4 Cooper, Tyson	.125	15-10	32	3	4	0	0	0	0	4	.125	6	0	5	1	.263	0	2	0-2	52	11	2	.969
23 Cooper, Jake	.000	8-4	14	0	0	0	0	0	0	0	.000	0	0	6	0	.000	0	1	0-0	1	10	1	.917
15 Franks, Brendan	.000	8-0	4	0	0	0	0	0	0	0	.000	1	0	1	1	.200	0	0	0-0	0	0	0	.000
46 Burke, Noah	.000	5-0	4	0	0	0	0	0	0	0	.000	1	1	3	0	.333	0	0	0-0	0	0	0	.000
34 Paltridge, Richie	.000	1-0	1	0	0	0	0	0	0	0	.000	0	0	1	0	.000	0	0	0-0	1	0	0	1.000
Totals	.267	41	1384	206	369	62	16	24	185	535	.387	152	30	322	27	.348	16	7	30-44	1092	401	61	.961
Opponents	.272	41	1428	267	389	59	17	18	227	536	.375	192	47	394	28	.374	13	24	48-57	1074	411	41	.973

LOB - Team (309), Opp (345). DPs turned - Team (31), Opp (28). IBB - Team (1), Wood, M. 1, Opp (2). Picked off - Hannon, K. 1, Pittaro, CJ 1, Cease, D. 1, Kelley, T. 1.

(All games Sorted by Earned run avg)

Player	era	w-l	app	gs	cg	sho	sv	ip	h	r	er	bb	so	2b	3b	hr	b/avg	wp	hp	bks	sfa	sha
33 Luensmann, Travis	4.26	2-2	11	9	0	0/0	1	50.2	51	31	24	27	61	1	3	3	.260	4	4	0	3	3
24 Henline, Jaden	4.61	1-2	13	4	0	0/1	3	41.0	43	27	21	13	44	11	2	3	.270	5	2	0	1	1
49 DeMell, Ben	0.00	0-0	1	0	0	0/0	0	1.2	1	0	0	3	2	0	0	0	.167	0	1	0	0	0
20 Sclafani, Blaise	0.00	0-0	4	0	0	0/0	0	1.1	2	1	0	3	1	0	0	1	.400	0	1	0	0	0
19 Cease, Derek	0.00	0-0	1	0	0	0/0	0	1.0	1	1	0	3	1	0	0	0	.250	0	0	0	0	0
36 Shingledecker, Tyler	3.31	4-2	16	2	0	0/1	1	32.2	33	15	12	9	40	5	1	2	.258	3	1	0	0	2
12 Tulio, Kellan	3.94	2-2	11	8	0	0/0	1	29.2	24	19	13	21	36	5	0	1	.218	3	4	0	1	2
37 Morales, Jordan	4.40	3-0	20	0	0	0/0	0	28.2	31	19	14	8	44	5	1	2	.270	4	2	3	0	3
21 Miller, Steven	4.94	2-2	15	2	0	0/0	1	31.0	38	18	17	10	28	5	1	1	.304	2	3	0	1	0
18 Mellott, Mason	5.06	3-4	16	4	0	0/1	2	32.0	32	20	18	15	26	4	2	2	.260	3	3	0	1	5
29 Kohls, Carson	5.06	1-0	12	1	0	0/0	0	21.1	23	16	12	13	20	1	2	0	.291	3	4	0	0	2
25 Renner, Chase	5.40	2-2	10	1	0	0/0	1	13.1	11	8	8	12	17	4	0	0	.234	4	1	0	0	2
31 Partridge, Ryan	5.71	0-0	16	0	0	0/0	0	17.1	17	11	11	11	17	4	1	0	.262	3	4	0	2	1
27 Molsky, Tommy	6.64	0-5	12	9	0	0/0	1	40.2	45	42	30	18	35	9	2	3	.269	6	9	0	2	2
17 Gregory, Seneca	10.80	0-0	6	0	0	0/0	0	6.2	10	9	8	4	7	2	0	0	.345	1	2	0	0	1
11 Rogers, Chad	13.50	0-0	5	0	0	0/0	0	6.2	14	10	10	7	4	1	1	0	.452	2	1	0	2	0
10 Folds, Tanner	14.73	0-0	6	0	0	0/0	0	3.2	2	7	6	6	3	1	0	0	.154	1	1	0	0	0
30 Steele, Anthony	18.69	0-0	6	1	0	0/0	0	4.1	9	10	9	7	8	0	1	0	.391	2	4	0	0	0
8 DeMarco, Patrick	81.00	0-0	1	0	0	0/0	0	0.1	2	3	3	2	0	1	0	0	.667	1	0	0	0	0
Totals	5.34	20-21	41	41	0	1/1	11	364.0	389	267	216	192	394	59	17	18	.272	47	47	3	13	24
Opponents	4.58	21-20	41	41	0	1/1	8	358.0	369	206	182	152	322	62	16	24	.267	36	30	12	16	7

PB - Team (11), Wood, M. 5, Cooper, T. 4, Spiegel, J. 2, Opp (7). Pickoffs - Team (4), Kohls, C. 2, Mellott, M. 1, Miller, S. 1, Opp (3). SBA/ATT - Wood, M. (37-44), Spiegel, J. (10-11), Luensmann, T (7-9), Tulio, K. (7-7), Miller, S. (5-6), Molsky, T. (5-5), Mellott, M. (5-5), Kohls, C. (4-5), Henline, J. (2-4), Steele, A. (3-3), Shingledeck (3-3), Rogers, C. (2-2),

CONFERENCE STATS

The Automated ScoreBook
 Conference statistics for Penn State (as of Apr 24, 2022)
 (Conference games only Sorted by Batting avg)

Record: 7-8 Home: 3-3 Away: 4-5 Conference: 7-8

Player	avg	gp-gs	ab	r	h	2b	3b	hr	rbi	tb	slg%	bb	hp	so	gdp	ob%	sf	sh	sb-att	po	a	e	fld%
14 Wood, Matt	.473	15-15	55	9	26	5	2	2	16	41	.745	4	1	6	0	.477	5	2	2-3	135	13	1	.993
1 Harry, Jay	.317	15-15	60	12	19	3	2	3	6	35	.583	2	2	10	0	.354	1	0	0-2	21	39	1	.984
7 Pittaro, C.J.	.308	12-11	39	8	12	2	0	0	4	14	.359	5	0	9	1	.386	0	0	0-0	7	16	3	.885
41 Spiegel, Josh	.250	15-14	56	7	14	4	1	3	13	29	.518	3	1	18	0	.295	1	0	0-0	66	1	0	1.000
40 Kailher, Ben	.250	10-9	32	3	8	0	0	0	2	8	.250	5	0	8	0	.351	0	0	1-2	12	23	3	.921
3 Bartels, Cole	.241	15-15	58	10	14	3	0	1	3	20	.345	6	2	5	1	.328	1	0	1-1	76	4	2	.976
22 Piacentino, Johnny	.241	15-15	58	9	14	0	2	2	8	24	.414	5	0	18	2	.292	2	0	0-0	25	0	1	.962
13 Kelley, Tayven	.222	12-9	36	5	8	2	1	0	6	12	.333	2	0	18	0	.263	0	0	1-1	14	0	1	.933
30 Steele, Anthony	.200	11-8	30	1	6	0	0	0	3	6	.200	4	0	8	1	.294	0	0	0-0	0	0	0	.000
35 Gerlott, Billy	.160	15-13	50	9	8	2	1	3	8	21	.420	3	1	13	1	.218	1	0	2-2	19	1	0	1.000
19 Cease, Derek	.130	12-7	23	4	3	0	0	0	1	3	.130	3	0	8	1	.231	0	0	0-0	11	26	5	.881

4 Cooper, Tyson	.154	7-4	13	1	2	0	0	0	0	2	.154	2	0	3	0	.267	0	0	0-0	6	6	2	.857
2 Hannon, Kyle	.000	1-0	2	0	0	0	0	0	0	0	.000	0	0	2	0	.000	0	0	0-0	0	0	0	.000
15 Franks, Brendan	.000	3-0	1	0	0	0	0	0	0	0	.000	0	0	0	1	.000	0	0	0-0	0	0	0	.000
23 Cooper, Jake	.000	1-0	1	0	0	0	0	0	0	0	.000	0	0	0	0	.000	0	0	0-0	0	0	0	.000
46 Burke, Noah	.000	1-0	0	0	0	0	0	0	0	0	.000	1	0	0	0	1.000	0	0	0-0	0	0	0	.000
Totals	.261	15	514	78	134	21	9	14	70	215	.418	45	7	126	8	.322	11	2	7-11	399	152	22	.962
Opponents	.298	15	531	98	158	30	4	10	82	226	.426	63	20	142	10	.389	6	11	24-31	402	155	12	.979

LOB - Team (99), Opp (134). DPs turned - Team (11), Opp (8). IBB - Team (0), Opp (2).

(Conference games only Sorted by Earned run avg)

Player	era	w-l	app	gs	cg	sho	sv	ip	h	r	er	bb	so	2b	3b	hr	b/avg	wp	hp	bks	sfa	sha
33 Luensmann, Travis	1.21	2-0	5	3	0	0/0	1	22.1	16	5	3	9	23	0	0	0	.205	2	3	0	2	1
18 Mellott, Mason	5.28	1-2	7	0	0	0/0	1	15.1	17	9	9	6	13	1	1	2	.274	3	1	0	0	3
21 Miller, Steven	6.46	2-1	7	2	0	0/0	0	15.1	23	11	11	5	12	4	0	1	.354	2	1	0	1	0
24 Henline, Jaden	6.53	0-1	5	4	0	0/0	0	20.2	26	17	15	9	19	10	1	2	.321	3	2	0	1	1

20 Sclafani, Blaise	0.00	0-0	1	0	0	0/0	0	0.1	0	0	0	0	1	0	0	0	.000	0	0	0	0	0
36 Shingledecker, Tyler	3.46	1-1	5	0	0	0/0	1	13.0	14	6	5	6	21	3	1	1	.259	3	1	0	0	0
12 Tulio, Kellan	4.05	1-1	5	3	0	0/0	1	13.1	13	12	6	11	20	3	0	1	.250	2	3	0	1	1
31 Partridge, Ryan	4.50	0-0	4	0	0	0/0	0	4.0	3	2	2	1	4	1	0	0	.200	0	1	0	0	0
29 Kohls, Carson	5.40	0-0	2	0	0	0/0	0	5.0	3	3	3	4	3	0	0	0	.188	0	1	0	0	1
37 Morales, Jordan	5.59	0-0	7	0	0	0/0	0	9.2	14	8	6	3	13	3	0	2	.333	4	0	3	0	2
25 Renner, Chase	6.75	0-1	3	1	0	0/0	0	4.0	7	3	3	0	3	2	0	0	.412	1	1	0	0	1
27 Molsky, Tommy	10.12	0-1	3	2	0	0/0	0	8.0	10	10	9	5	7	2	0	1	.323	4	4	0	1	1
17 Gregory, Seneca	36.00	0-0	1	0	0	0/0	0	1.0	5	4	4	1	1	0	0	0	.714	1	0	0	0	0
30 Steele, Anthony	40.50	0-0	1	0	0	0/0	0	0.2	2	3	3	2	1	0	0	0	.500	0	2	0	0	0
11 Rogers, Chad	99.00	0-0	1	0	0	0/0	0	0.1	5	5	5	1	1	1	1	0	.833	2	0	0	0	0
Totals	5.68	7-8	15	15	0	0/0	4	133.0	158	98	84	63	142	30	4	10	.298	27	20	3	6	11
Opponents	4.70	8-7	15	15	0	0/0	1	134.0	134	78	70	45	126	21	9	14	.261	12	7	4	11	2

PB - Team (2), Wood, M. 2, Opp (5). SBA/ATT - Wood, M. (23-30), Luensmann, T (5-7), Mellott, M. (5-5), Miller, S. (5-5), Henline, J. (2-4), Tulio, K. (4-4), Shingledeck (2-2), Spiegel, J. (1-1), Morales, J. (0-1), Gregory, S. (0-1), Molsky, T. (1-1), Renner, C. (0-1).

RADIO/TV ROSTER



1 Jay Harry
IF, So.



2 Kyle Hannon
IF/OF, So.



3 Cole Bartels
OF/IF, Gr.



4 Tyson Cooper
C/IF, R-So.



5 Carson Ertter
OF, Jr.



6 Joe Nastasi
RHP, So.



7 C.J. Pittaro
IF, So.



8 Patrick DeMarco
RHP, Fr.



9 Connor Throneberry
IF/RHP, Fr.



11 Chad Rogers
RHP, So.



12 Kellan Tulio
LHP, Jr.



13 Tayven Kelley
OF, Jr.



14 Matt Wood
C, Jr.



15 Brenden Franks
IF/RHP, Jr.



17 Seneca Gregory
RHP, Fr.



18 Mason Mellott
RHP, Gr.



19 Derek Cease
IF/RHP, Fr.



20 Blaise Sclafani
RHP, Sr.



21 Steven Miller
RHP, Sr.



22 Johnny Piacentino
OF, Jr.



23 Jake Cooper
IF, Fr.



24 Jaden Henline
RHP, So.



25 Chase Renner
RHP, Fr.



27 Tommy Molsky
RHP, Fr.



28 Hutch Gagnon
LHP, Sr.



29 Carson Kohls
RHP, So.



30 Anthony Steele
LHP/1B/OF, Fr.



31 Ryan Partridge
LHP, Jr.



33 Travis Luensmann
RHP, So.



34 Richie Paltridge
OF/IF, Gr.



35 Billy Gerlott
OF/IF, So.



36 Tyler Shingledecker
LHP, Sr.



37 Jordan Morales
LHP, Jr.



40 Ben Kailher
IF, Jr.



41 Josh Spiegel
C/1B, R-Jr.



44 Devin Fletcher
RHP, Fr.



46 Noah Burke
OF, Fr.



49 Ben DeMell
RHP/IF, Fr.