

SEPTEMBER 30, 2017 - 3:30 P.M.

University Park, Pa.
Beaver Stadium [106,572]

Series: Penn State, 19-1
Last Meeting: Penn State, 45-31
November 12, 2016

[Complete Series Info on Page 7](#)



2016 BIG TEN CHAMPIONS

871 WINS
(8th in Nation)

47 BOWL GAMES
(1-9th in Nation)

28 BOWL WINS
(1-5th in Nation)

99 1ST TEAM ALL-AMERICANS

THE MATCHUP

PENN STATE NITTANY LIONS

4-0, 1-0 Big Ten

Head Coach: James Franklin
Record at Penn State (4th season): 29-15
Career Record (7th season): 53-30
vs. Indiana: 3-0



PxP: Brandon Gaudin
Analyst: Glen Mason
Sideline: Elise Menaker

PxP: Steve Jones
Analyst: Jack Ham
Sideline: Derrick Williams
Local: 93.7 FM/1450 AM
Web: GoPSUsports.com
Sirius/XM/Internet: 81/81/81

INDIANA HOOSIERS

2-1, 0-1 Big Ten

Head Coach: Tom Allen
Record at Indiana (1st season, plus 2016 bowl): 2-2
Career Record (Same): Same
vs. Penn State: First Meeting

INSIDE THE GAME

NO. 4 PENN STATE RETURNS HOME TO FACE INDIANA

No. 4 Penn State will honor its past during its "Generations of Greatness" game Saturday, as the Nittany Lions will don special uniforms while hosting Indiana in a crucial Big Ten East Division match-up set to kickoff at 3:30 p.m. on BTN.

Penn State is coming off a thrilling finish at Iowa, as the Nittany Lions drove 80 yards with less than two minutes remaining for a "walk-off" touchdown pass from Trace McSorley to Juwan Johnson with no time remaining to earn a 21-19 victory. The hard-fought win improved Penn State's start to 4-0 for the first time since 2014.

Now, the Nittany Lions will look to extend their home winning streak of 10 games as they host a Big Ten team for the first time this season.

Leading the way for the Lions has been Saquon Barkley, who is assembling a historic season. Barkley's latest feat was totaling a school-record 358 all-purpose yards at Iowa, and he now leads the nation with 253.3 all-purpose yards per game. His increased versatility is highlighted by his Big Ten-leading 335 receiving yards, while his ground game remains strong with 518 rushing yards in four games to rank in the top 10 nationally. His career-best 211 rushing yards at Iowa was his third career 200-plus yard effort, putting him in elite company with Lion legends John Cappelletti and Larry Johnson.

The Penn State defense has been doing its part as well, averaging just 8.3 points allowed per game to rank second in FBS. Its second safety of the season proved to be a difference maker in the two-point win over Iowa.

Indiana presents a challenge with playmakers in all three phases, as linebacker Tegray Scales is a returning All-American, J-Shun Harris II has returned two punts for touchdowns and freshman running back Morgan Ellison nearly rushed for 200 yards in his last outing.

BY THE NUMBERS

253.3

FBS-leading all-purpose yards per game by Saquon Barkley

19

Consecutive games with a TD pass for Trace McSorley

10.5

FBS-leading tackles for loss per game for the PSU defense

21 to 4

Penn State Touchdowns scored to touchdowns allowed this season

BREAKDOWN

RUSHING

Penn State: Saquon Barkley 66 for 518 yds (129.5), 4 TD
Indiana: Morgan Ellison 44 for 257 yds (85.67), 2 TD

PASSING

Penn State: Trace McSorley 82-of-124, 1,037 yds (259.2), 10 TD/3 INT
Indiana: Richard Lagow 51-of-88, 564 yds (188.0), 4 TD/3 INT

RECEIVING

Penn State: Saquon Barkley 23 for 335 yds (83.8), 2 TD
Indiana: Simmie Cobbs Jr. 18 for 228 yds (76.0), 2 TD

DEFENSE

Penn State: Marcus Allen 24 tkl, 3.5 TFL, 1 INT, 2 PBU, 1 FF, 1 SK, 1 SAF
Indiana: Tegray Scales 26 tkl, 2.5 TFL, 0.5 SK

PSU	TEAM	IU
40.5	SCORING/GAME	36.7
214.0	RUSHING/GAME	136.7
88-136-3	PASSING (C-A-INT)	72-120-3
282.5	PASSING/GAME	267.3
496.5	TOTAL OFFENSE/GAME	404.0
+6	TURNOVER MARGIN	-1
8.2	PTS ALLOWED/GAME	27.7
115.0	OPP. RUSH YDS/GAME	196.3
69-124-6	OPP. PASSING	66-117-0
158.5	OPP. PASS YDS/GAME	232.0
273.5	OPP. TOTAL OFFENSE/GAME	428.2

2017 SCHEDULES

PENN STATE

Overall (B1G): 4-0 (1-0 East)	Home: 3-0	Road: 1-0	Ntrl: 0-0		
PSU Rank	Opponent (Rank)	Time/Result	TV	Attend.	
September					
2	(6/6) Akron	W, 52-0	ABC	101,684	
9	(4/4) Pittsburgh	W, 33-14	ABC	109,898	
16	(5/5) Georgia State	W, 56-0	BTN	102,746	
23	(4/4) at Iowa *	W, 21-19	ABC	66,205	
30	(4/4) Indiana *	3:30 p.m.	BTN		
October					
7	at Northwestern *	noon	ABC/ESPN/ESPN2		
21	Michigan *	TBD			
28	at Ohio State *	3:30 p.m.	FOX		
November					
4	at Michigan State *	TBD			
11	Rutgers *	noon			
18	Nebraska *	TBD			
25	at Maryland *	TBD			

* - B1G game All times Eastern Rankings: AP/Coaches

INDIANA

Overall (B1G): 2-1 (0-1 East)	Home: 1-1	Road: 1-0	Ntrl: 0-0		
Rank	Opponent (Rank)	Time/Result	TV	Attend.	
August					
31	Ohio State (2/2)*	L, 21-49	ESPN	52,929	
September					
9	at Virginia	W, 34-17	ESPNU	38,993	
16	Florida International	Cancelled			
23	Georgia Southern	W, 52-17	BTN	42,886	
30	at Penn State* (4/4)	3:30 p.m.	BTN		
October					
7	Charleston Southern	3:30 p.m.	BTN		
14	Michigan *	noon			
21	at Michigan State *	3:30/4 p.m.			
28	at Maryland*	3:30/4 p.m.			
November					
4	Wisconsin *	TBD			
11	at Illinois *	TBD			
18	Rutgers *	TBD			
25	at Purdue*	TBD			

* - B1G game All times Eastern Rankings: AP/Coaches

TABLE OF CONTENTS

Page 2 Quick Facts/NFL Notes McSorley Record Countdown	Page 20-21 Numerical Roster
Page 3 Opponent Tracker/B1G Standings/Media Info	12 Classroom Success/Gesicki Record Countdown	Page 22-23 Alphabetical Roster
Page 4-5 Head Coach James Franklin	13 Coaching Staff/Hamilton Record Countdown	Page 24-26 Record Watch
Page 6 Leadership/National Polls	14 Coaching Staff/Hamilton Record Countdown	Page 27-30 Games 1-4
Page 7 The Series vs. Indiana	15 Community Service	Page 31-45 Player Bios
Page 8 Indiana Notes	15 Generations of Greatness	Page 46-54 Game-by-Game Statistics
Page 8 This Day in History/Record Breakdown	Page 16 Special Teams Notes	Page 55-56 Long Play Breakdown
Page 9-10 Highlights	Page 16-19 Season Notes	Page 57 Season Superlatives
Page 9 Winningest Programs/At The Start	16 Home Success/Packing the Stadium	Page 58 The Last Time...
Page 10 Stat Leaders/Barkley Record Countdown	17 Future Schedules	Page 59-60 Starters/Participation
Page 11-14 Offense Notes	18 Preseason Honors	Page 61-63 Season Statistics
Page 11 Season Honors/Coaching Staff POTW/	Page 19 Depth Chart/Pronunciations/Asst. Coaches	

PROGRAM NOTES

131st SEASON OF GRIDIRON EXCELLENCE

Penn State is in its 131st season of intercollegiate football and owns an 871-385-42 record, to rank No. 8 nationally in all-time victories.

WINNING RECORD

Penn State is one of eight teams that have had a winning season the last 12 consecutive years. Wisconsin, Oklahoma, Virginia Tech, Boise State, USC, Florida State and LSU have also accomplished the feat. According to ESPN Stats & Info, Penn State holds the FBS record for most consecutive seasons without a losing record at 49 (1939-87).

ACADEMIC EXCELLENCE

A total of 389 of Penn State football student-athletes, including 19 in 2016, have earned Academic All-Big Ten honors since 1993 for owning at least a 3.0 grade point average and being a letterwinner.

ONE OF NATION'S TOUGHEST HOME VENUES

Penn State owns a superlative 281-72 (.796) record inside Beaver Stadium, the nation's second-largest facility, which opened in 1960 and has a capacity of 106,572.

QUICK FACTS

UNIVERSITY

NAME	The Pennsylvania State University
LOCATION	University Park, Pa.
FOUNDED	1855
ENROLLMENT	47,261
NICKNAME	Nittany Lions
COLORS	Blue & White
CONFERENCE	Big Ten
DIVISION	NCAA Division I
STADIUM	Beaver Stadium (106,572)
STADIUM SURFACE	Natural Grass
PRESIDENT	Dr. Eric Barron
ATHLETICS DIRECTOR	Sandy Barbour
HEAD COACH	James Franklin (4th Season)
FOOTBALL OFFICE	814-865-0412
TICKET OFFICE	1-800-NITTANY

FOOTBALL HISTORY

FIRST YEAR	1887
ALL-TIME RECORD	871-385-42 (131st Season)
	8th in victories
ALL-TIME BIG TEN RECORD	121-72 (25th Season)
ALL-TIME BOWL RECORD	28-17-2 (.617)
	T-5th in bowl victories
YEARS IN POST SEASON PLAY	47
	T-9th in bowl appearances
BEAVER STADIUM RECORD	281-72 (.796)

ASSISTANT COACHES

BRENT PRY	Buffalo; 1993
	Associate Head Coach/Defensive Coordinator/ Linebackers (4th Season)
JOE MOORHEAD	Fordham; 1996
	Offensive Coordinator/Quarterbacks (2nd Season)
CHARLES HUFF	Hampton; 2005
	Special Teams Coordinator/Running Backs (4th Season)
TIM BANKS	Central Michigan; 1995
	Co-Defensive Coordinator/Safeties (2nd Season)
JOSH GATTIS	Wake Forest; 2006
	Offensive Recruiting Coordinator/Asst. Special Teams/ Wide Receivers (4th Season)
MATT LIMEGROVER	University of Chicago; 1991
	Offensive Line (2nd Season)
RICKY RAHNE	Cornell; 2002
	Passing Game Coordinator/Tight Ends (4th Season)
TERRY M. SMITH	Penn State; 1991
	Assistant Head Coach/Defensive Recruiting Coordinator/ Cornerbacks (4th Season)
SEAN SPENCER	Clarion; 1995
	Run Game/Defensive Line (4th Season)
DWIGHT GALT	Maryland; 1981
	Assistant AD of Performance Enhancement (4th Season)

BIG BEST



OFFENSIVE POTW: Saquon Barkley • Penn State • Jr. • RB • Coplay, Pa.

- Piled up 358 all-purpose yards, including a career-high 211 rushing yards, in Penn State's last-second win at Iowa
- Set school record for all-purpose yards in a single game, topping Curt Warner's mark of 341 yards at Syracuse on Oct. 17, 1981
- Added a career-high 12 receptions and became the seventh Nittany Lion to rush for 3,000 career yards
- Receives his fourth career Offensive Player of the Week award and second this season
- Last Penn State Offensive Player of the Week: Saquon Barkley (Sept. 4, 2017)



CO-DEFENSIVE POTW: Josey Jewell • Iowa • Sr. • LB • Decorah, Iowa

- Tied his career high with 16 tackles, including 11 solo stops and a career-best three tackles for loss, in the Hawkeyes' loss to Penn State
- Also broke up two passes and recorded his fifth career interception
- Led an Iowa defense that was on the field for 39:39 and held the Penn State offense to 19 points



CO-DEFENSIVE POTW: Chase Winovich • Michigan • Sr. • DL • Jefferson Hills, Pa.

- Had six tackles (all solo), including four tackles for loss and three sacks, in Michigan's win at Purdue
- Set career highs for tackles, tackles for loss and sacks in a single game
- Has registered six sacks this season, with at least 0.5 sacks in each Wolverine game to date



SPECIAL TEAMS POTW: J-Shun Harris II • Indiana • Jr. • WR • Fishers, Ind.

- Returned a punt for a touchdown for the second consecutive game, bringing back a Georgia Southern kick 70 yards for a score in the Hoosiers' home victory
- Became the second Indiana student ever to have punt returns for touchdowns in consecutive games, joining Rob Turner (1990) in that elite company
- Has also tied the Hoosiers' single-season record with two punt returns for touchdowns, jointly held by Larry Highbaugh (1969), Turner and Mitchell Paige (2015)
- Earns his second career Special Teams Player of the Week honor and second this season
- Last Indiana Special Teams Player of the Week: J-Shun Harris II (Sept. 11, 2017)



FRESHMAN CO-POTW: Morgan Ellison • Indiana • Fr. • RB • Pickerington, Ohio

- Rushed 25 times for 186 yards and two touchdowns in the Hoosiers' win over Georgia Southern
- Recorded the fourth-highest single-game rushing total by a true freshman in school history and became the 11th Indiana true freshman to rush for 100 yards in a game
- Averaged 7.4 yards per carry
- Claims his first career weekly award
- Last Indiana Freshman of the Week: Tyler Natee (Oct. 31, 2016)

LIONS IN THE NFL

28 NITTANY LIONS ON NFL ROSTERS

A total of 28 Penn State football alumni are populating the rosters of 20 National Football League teams.

The Nittany Lions are perennially a top-15 program in producing players in the NFL. In addition, seven former Nittany Lions are members of NFL coaching staffs.

The Miami Dolphins and San Francisco 49ers are currently carrying a league-high three former Nittany Lions each. Ninth-year veteran Cameron Wake is joined by Mike Hull in Miami, while Jordan Lucas is on the practice squad, and 13th-year veteran Robbie Gould and Garry Gilliam have joined eighth-year vet NaVorro Bowman in San Francisco.

Gould is Penn State's NFL elder statesman, and is followed in experience by Chiefs All-Pro linebacker Tamba Hali in his 12th season, Jaguars linebacker and captain Paul Posluszny (11th), Wake and Cowboys linebacker and captain Sean Lee (9th). Lee and Wake were both Pro Bowlers in 2017.

Five squads boast two Nittany Lions each, including Detroit, Jacksonville, Kansas City, Tampa Bay and Tennessee.

Three from Penn State's 2016 squad are on NFL rosters as rookies: Chris Godwin was drafted in the third round by Tampa Bay, and Brandon Bell (Cincinnati), and Evan Schwan signed free agent contracts.

Despite not playing for the Titans since 2012, Tim Shaw was named one of six captains for the team. Shaw was diagnosed with ALS in 2014 and continues to support the team and give motivational speeches.

There are also two Nittany Lions on NFL rosters that did not play football at Penn State in Chris Hogan (New England) and Ross Travis (Kansas City). Hogan, a wide receiver in his sixth NFL season, played lacrosse for the Nittany Lions and went to play football at Monmouth after earning his PSU degree. Travis, a tight end, was a standout men's basketball player.

Penn State has had 45 NFL Draft picks since 2006, including 21 in the first three rounds, and at least three draft picks 18 times since starting Big Ten Conference competition in 1993. A total of 344 Nittany Lions have been selected all-time in the NFL Draft.

For the 46th time in the Super Bowl's 51-game history, at least one Penn State alumnus was a member of one of the participating teams (20 times in last 22 years). Thirty-nine former Nittany Lions have earned a total of 56 Super Bowl rings, most recently Chris Hogan with New England last year. A total of 107 Nittany Lions have been on Super Bowl rosters.

- Arizona Cardinals (1):** A.Q. Shipley (8)
 - Atlanta Falcons (1):** Jack Crawford (6)
 - Chicago Bears (1):** Adrian Amos (3)
 - Cincinnati Bengals (1):** Brandon Bell (1)
 - Cleveland Browns (1):** Carl Nassib (2)
 - Dallas Cowboys (1):** Sean Lee (8)
 - Detroit Lions (2):** Jordan Hill (5), Anthony Zettel (2)
 - Jacksonville Jaguars (2):** Paul Posluszny (11), Allen Robinson (4)
 - Kansas City Chiefs (1):** Tamba Hali (12), Ross Travis (2; former MBB player)
 - Los Angeles Chargers (1):** Trevor Williams (2)
 - Miami Dolphins (3):** Mike Hull (3), Cameron Wake (9), Jordan Lucas (2)
 - Minnesota Vikings (1):** Kyle Carter (2)
 - New England Patriots:** Chris Hogan (5; former MLAX player)
 - New Orleans Saints (1):** Nathan Stupar (6)
 - New York Giants (1):** Evan Schwan (1)
 - New York Jets (1):** Christian Hackenberg (2)
 - Philadelphia Eagles (1):** Stefen Wisniewski (7)
 - Pittsburgh Steelers (1):** Jesse James (3)
 - San Francisco 49ers (3):** NaVorro Bowman (8), Gary Gilliam (4), Robbie Gould (13)
 - Tampa Bay Buccaneers (2):** Chris Godwin (1), Donovan Smith (3)
 - Tennessee Titans (2):** Austin Johnson (2), DaQuan Jones (4)
- italics indicates practice squad, ^{IR}injured reserve, ^CCaptain*

SEVEN FORMER LIONS ON NFL COACHING STAFFS

Seven former Nittany Lions are patrolling the sidelines as part of NFL coaching staffs in 2017.

- Gary Brown (Dallas, running backs)
- Bobby Engram (Baltimore, wide receivers)
- Al Golden (Detroit, tight ends)
- D'Anton Lynn (LA Chargers, defensive assistant)
- John McNulty (LA Chargers, tight ends)
- Mike Munchak (Pittsburgh, offensive line)
- Darren Perry (Green Bay, safeties)

Also, former Penn State quarterbacks coach Jim Caldwell is in his fourth season as the head coach of the Detroit Lions.



OPPONENT TRACKER

<p>AKRON (SEPT. 2) Overall: 1-3 MAC: 0-0 This Week: at Bowling Green Last Week: L, 17-22, Troy GoZips.com</p>	<p>PITTSBURGH (SEPT. 9) Overall: 1-3 ACC: 0-1 This Week: host Rice Last Week: L, 17-35, at Ga. Tech PittsburghPanthers.com</p>	<p>GEORGIA STATE (SEPT. 16) Overall: 1-2 Sun Belt: 0-0 This Week: Canceled Last Week: W, 28-0, Charlotte GeorgiaStateSports.com</p>
<p>IOWA (SEPT. 23) Overall: 3-1 B1G: 0-1 This Week: at Michigan State Last Week: L, 19-21, Penn State HawkeyeSports.com</p>	<p>INDIANA (OCT. 2) Overall: 2-1 B1G: 0-1 This Week: at Penn State Last Week: W, 52-17, Ga. Southern IUHoosiers.com</p>	<p>Northwestern (OCT. 7) Overall: 2-1 B1G: 0-0 This Week: at Wisconsin Last Week: Off NUsports.com</p>
<p>MICHIGAN (OCT. 21) Overall: 4-0 B1G: 1-0 This Week: Off Last Week: W, 28-10, Purdue MGoBlue.com</p>	<p>Ohio State (OCT. 28) Overall: 3-1 B1G: 1-0 This Week: at Rutgers Last Week: W, 54-21, UNLV OhioStateBuckeyes.com</p>	<p>Michigan State (NOV. 4) Overall: 2-1 B1G: 0-0 This Week: host Iowa Last Week: L, 18-38, Notre Dame MSUSpartans.com</p>
<p>RUTGERS (NOV. 11) Overall: 1-3 B1G: 0-1 This Week: host Ohio State Last Week: L, 17-27, Nebraska ScarletKnights.com</p>	<p>NEBRASKA (NOV. 18) Overall: 2-2 B1G: 1-0 This Week: at Illinois (Friday) Last Week: W, 27-17, Rutgers Huskers.com</p>	<p>Maryland (NOV. 25) Overall: 2-1 B1G: 0-0 This Week: at Minnesota Last Week: L, 10-38, UCF UMTerps.com</p>

PENN STATE MEDIA SERVICES

FOOTBALL CONTACTS

Kris Petersen
Cell: 814-883-4581

E-mail: kap18@psu.edu
Twitter: @GoPSUKris

Greg Campbell
Cell: 814-876-0824

E-mail: gxc35@psu.edu
Twitter: @SID_Greg

Mark Brumbaugh
Cell: 814-441-9145

E-mail: mgb28@psu.edu
Twitter: @markbrumbaugh

Assoc. AD for Strategic Communications: Jeff Nelson

Associate Directors: Rose Carter, Kris Petersen

Assistant Directors: Mark Brumbaugh, Greg Campbell, Pat Donghia, John Hanna, Will Rottler, Megan Samassa, Jeff Smith, Jocelyn VerVelde

Admin. Assistant: Vonda Harpster

Strategic Communications Office: 814-865-1757

Website: GoPSUsports.com

Address: 101D Bryce Jordan Center, University Park, Pa., 16802

SUNDAY:
9 a.m. - Cumulative stats available at GoPSUsports.com.

MONDAY:
8 p.m. - Game Notes available at GoPSUsports.com.

TUESDAY:
12:30 p.m. - Penn State Weekly Press Conference
James Franklin and at least two players available for questions in person and via telephone at Beaver Stadium.

To participate please contact the Strategic Communications Office at 814-865-1757 prior to 11 a.m. ET. Please contact Strategic Communications for FTP information for video/audio from the press conference.

TUESDAY-WEDNESDAY:
9 a.m. - 2 p.m. - Player Interviews
Selected players available via teleconference interviews. For information, please contact Vonda Harpster in PSU Strategic Communications (vkh1@psu.edu; 814-865-1757).

WEDNESDAY:
Approximately 6:15 p.m. - Wednesday Practice Availability
Media can watch last 10 minutes of practice, James Franklin and one player will be available post-practice.

THURSDAY:
11:30 a.m. - Thursday Assistant Coach Teleconference
Selected players available via teleconference interviews. For information, please contact Vonda Harpster in PSU Strategic Communications (vkh1@psu.edu; 814-865-1757).

6:05 p.m. - "The Penn State Coaches Show Featuring James Franklin Presented by Pepsi" at Primanti Bros. and broadcast live on the Penn State Sports Network and LionVision on GoPSUsports.com.

SATURDAY:
Post-Game: James Franklin and selected players will be available immediately following the game.
Please contact Strategic Communications for FTP audio/video information (home games only).

B1G STANDINGS

EAST	BIG TEN			OVERALL		
	W-L	%	vs. T25	W-L	%	vs. T25
Penn State	1-0	1.000	4-0	1.000	0-0	
Michigan	1-0	1.000	4-0	1.000	1-0	
Ohio State	1-0	1.000	3-1	.750	0-1	
Maryland	0-0	.000	2-1	.667	1-0	
Michigan State	0-0	.000	2-1	.667	0-0	
Indiana	0-1	.000	2-1	.667	0-1	
Rutgers	0-1	.000	1-3	.250	0-1	
WEST	W-L	%	W-L	%	vs. T25	
Nebraska	1-0	1.000	2-2	.500	0-1	
Minnesota	0-0	.000	3-0	1.000	0-0	
Wisconsin	0-0	.000	3-0	1.000	0-0	
Illinois	0-0	.000	2-1	.667	0-1	
Northwestern	0-0	.000	2-1	.667	0-0	
Iowa	0-1	.000	3-1	.750	0-1	
Purdue	0-1	.000	2-2	.500	0-2	

BIG TEN SCHEDULE (All Times Eastern)

FRIDAY, SEPT. 29
NEBRASKA at ILLINOIS, 8 p.m. (FS1)

SATURDAY, SEPT. 30
INDIANA at PENN STATE, 3:30 p.m. (BTN)
MARYLAND at MINNESOTA, noon (BTN)
NORTHWESTERN at WISCONSIN, noon (ABC)
IOWA at MICHIGAN STATE, 4 p.m. (FOX)
OHIO STATE at RUTGERS, 7:30 p.m. (BTN)

OFF
Michigan
Purdue

BIG TEN MEDIA SERVICES:

BIG TEN CONFERENCE RELEASE/STATISTICS: The Big Ten Conference football release, with standings and statistics, is available at www.bigten.org.

BIG TEN PLAYERS OF THE WEEK: The Big Ten Conference will be announcing Players of the Week every Monday during the season.

BIG TEN COACHES TELECONFERENCE: The Big Ten will conduct a football coaches teleconference every Tuesday during the season. All 14 head coaches will be available to answer questions for eight minutes. Please contact the Big Ten Communications staff (847-696-1010) for the phone numbers for the teleconference.

MONDAY	TUESDAY	WEDNESDAY	THURSDAY	FRIDAY	SATURDAY	SUNDAY
<p>Game Notes Available by 8 p.m. on GoPSUsports.com</p>	<p>James Franklin Press Conference 12:30 p.m. (ET)</p> <p>B1G Teleconference 1:28 p.m. (ET)</p> <p>Player Teleconferences</p>	<p>Practice Availability & James Franklin Post Practice Approx. 6:15 p.m.</p> <p>Player Teleconferences</p>	<p>PSU Asst. Coach Teleconference 11:30 a.m.</p> <p>Penn State Coaches Show 6:05 p.m. Primanti Bros.</p>	<p>No Coach/Player Availability</p>	<p>Indiana 3:30 p.m.</p> <p>BTN/Penn State Sports Network</p> <p>Beaver Stadium</p>	<p>Updated Statistics Available 9 a.m. GoPSUsports.com</p>



FRANKLIN FILE

Born: February 2, 1972
Hometown: Langhorne, Pa.
Wife: Fumi
Daughters: Shola & Addison

Education:
 East Stroudsburg, 1995; B.S. in Psychology
 Washington State, 1999; M.A. in Educational Leadership

Playing Career:
 East Stroudsburg; Quarterback, 1991-94

Coaching Experience

2014-pres.	Head Coach	Penn State
2011-13	Head Coach	Vanderbilt
2008-10	Asst HC/Off. Coord./QBs	Maryland
2006-07	Off. Coord./QBs	Kansas State
2005	Wide Receivers	Green Bay Packers
2000-04	Recruiting Coord./WRs	Maryland
1999	Wide Receivers	Idaho State
1998	Grad. Asst./Tight Ends	Washington State
1997	Wide Receivers	James Madison
1996	Grad. Asst./Secondary	East Stroudsburg
1995	Wide Receivers	Kutztown

BOWL RESULTS

Year	School	Bowl	Result (Opp.)
2011	Vanderbilt	Liberty	L, 24-31 (Cincinnati)
2012	Vanderbilt	Music City	W, 38-24 (N.C. State)
2013	Vanderbilt	BBVA Compass	W, 41-24 (Houston)
2014	Penn State	PinStripe	W, 31-30 (Boston College)
2015	Penn State	TaxSlayer	L, 17-24 (Georgia)
2016	Penn State	Rose	L, 49-52 (USC)

HEAD COACH JAMES FRANKLIN

CAREER AT A GLANCE

- Franklin enters his seventh year as a collegiate head coach, leading his first six squads to a bowl game with victories in three.
- Franklin is one of 12 current FBS head coaches to lead his teams to a bowl game in each of his first six seasons as a head coach.
- He owns a 53-30 career record, with five consecutive winning seasons.
- Franklin has led his teams to one Top 10 finish (Penn State) and three Top 25 finishes (2 at Vanderbilt; 1 at Penn State).
- Franklin has 22 years of coaching experience at the collegiate and NFL level.
- In his first five years as a head coach, Franklin mentored 24 players that have gone on to the NFL ranks.
- Franklin has secured Top 25 recruiting classes each of the last four seasons, including back-to-back Top 20 classes at Penn State.

NITTANY LIONS ON THE FIELD

- Franklin was named the 16th head football coach in the storied history of the Nittany Lion program on January 11, 2014.
- The Nittany Lions surged in 2016, winning nine consecutive games en route to the Big Ten Championship, a Rose Bowl berth and an 11-3 overall record.
- Penn State finished the season ranked No. 5 in the College Football Playoff Rankings and No. 7 in the Associated Press and Amway Coaches polls. It was Penn State's highest finish in the polls since 2005.
- The Nittany Lions claimed their fourth overall Big Ten Championship and first outright title since 1994 with a thrilling 38-31 comeback win over Wisconsin in the Big Ten Championship game.
- In 2016, Franklin was honored as the Sporting News National Coach of the Year and the Woody Hayes National Coach of the Year, as well as the Dave McLain Big Ten Coach of the Year and Associated Press Big Ten Coach of the Year.
- Franklin was also a finalist for the Paul "Bear" Bryant, Eddie Robinson and Associated Press National Coach of the Year awards.
- The 2016 season brought record-breaking performances from the Nittany Lions as the offense set marks for total offense (6,056), passing yards (3,650), points scored (526) and double-digit comeback wins (4).
- The Nittany Lions' +14.4 scoring improvement in 2016 ranked fourth in FBS and second among Autonomy 5 schools.
- Sophomore running back Saquon Barkley was selected as the Graham-George Big Ten Offensive Player of the Year, Big Ten Running Back of the Year and Chicago Tribune Silver Football winner for the conference's top player. He is the fourth Nittany Lion to win the Silver Football and first since 2009.

- First-year starting quarterback Trace McSorley was named the Grange-Griffin Big Ten Championship Game MVP, as well as earning Maxwell Club Tri-State Player of the Year and All-Big Ten second team honors. He was the first Penn State quarterback to win all-conference honors since Daryll Clark in 2009.
- Not to be outdone, the Nittany Lion defense finished seventh in FBS in tackles for loss (8.1) and 19th in sacks (2.86).
- Penn State posted back-to-back 40-sack seasons for the first time since 2005-07.
- Franklin guided the Nittany Lions to a 7-6 record in 2015 and a berth in the TaxSlayer Bowl.
- Under Franklin's tutelage, Carl Nassib claimed a trio of national awards -- Lombardi Award, Lott IMPACT Trophy and Ted Hendricks Award -- and became Penn State's 13th unanimous Consensus All-American.
- Nassib also led the nation in sacks with a school-record 15.5 in 2015.
- The 2015 season also saw Christian Hackenberg break every Penn State career passing record, including passing yards, passing touchdowns and completions, and true freshman Saquon Barkley break the freshman season rushing record with a 1,000-yard campaign.
- Barkley was named the Big Ten Network's Freshman of the Year and claimed second team All-Big Ten honors, while wide receiver Chris Godwin (second team) and defensive tackles Austin Johnson (second team) and Anthony Zettel (third team) also earned All-Big Ten accolades.
- Franklin's first season was bookended with a pair of thrilling victories for the Nittany Lions. The Penn State head coach's inaugural season began with a final-play 26-24 victory over UCF in Dublin, Ireland in Penn State's first-ever international game and ended with a comeback, a 31-30 overtime win over Boston College in the New Era PinStripe Bowl in Yankee Stadium. The Nittany Lions overcame a 14-point deficit late in the third quarter, tying the largest comeback in Penn State's bowl history.
- With the PinStripe Bowl win, Franklin became just the third Penn State coach to lead the team to at least seven wins in his first season, joining Dick Harlow (1915) and Bill O'Brien (2012).
- Franklin guided the Nittany Lions to a 4-0 start, joining Harlow as the only first-year Penn State coaches to win their initial four games.
- In Franklin's first season at Penn State, he helped Mike Hull to the Butkus-Fitzgerald Big Ten Linebacker of the Year award to carry on the "Linebacker U" tradition.
- Zettel earned All-Big Ten first team honors, while receiver DaeSean Hamilton garnered All-Big Ten second team accolades after pulling in 82 catches for 899 yards.

CAREER RECORD

Year	School	Overall	Conf.	Of Note
2011	Vanderbilt	6-7	2-6	lost to Cincinnati, 31-24; Liberty Bowl
2012	Vanderbilt	9-4	4-4	No. 23; def. North Carolina State, 38-24; Music City Bowl
2013	Vanderbilt	9-4	5-3	No. 20; def. Houston, 41-24; BBVA Compass Bowl
2014	Penn State	7-6	2-6	2nd PSU coach to start career 4-0; def. BC, 31-30 (OT) PinStripe Bowl
2015	Penn State	7-6	4-4	lost to Georgia, 24-17; TaxSlayer Bowl
2016	Penn State	11-3	8-1	Big Ten East & Big Ten Champions; lost to USC, 52-49; Rose Bowl
2017	Penn State	4-0	1-0	
Total (7 Years)		53-30	26-24	Six Bowl Appearances
Vanderbilt Record (3 Years)		24-15	11-13	Consecutive Top-25 Finishes for 1st Time in VU History
Penn State Record (4 Years)		29-15	15-11	Four Consecutive Bowl Appearances

NIITTANY LIONS IN THE CLASSROOM

- The 2015 fall semester saw the Nittany Lions post a record 56 squad members with at least a 3.0 grade-point average, marking the fifth consecutive semester (including summer sessions) the Nittany Lions have had more than 50 student-athletes with a 3.0 GPA or better.
- The 56 Nittany Lions with a 3.0 GPA or higher surpasses the mark of 55 set by the 2008 fall semester for the most 3.0 students in a semester in football program history.
- Additionally, 22 Nittany Lions earned Academic All-Big Ten recognition in 2015.
- Tyler Yazujian collected a berth on the CoSIDA Academic All-America® second team in 2015.
- A total of 23 Nittany Lions posted a 3.5 GPA or higher in the 2015 fall semester, with 19 earning Dean's List recognition for having 3.5 GPA or higher with 12 credits earned in undergraduate work.
- The Nittany Lion freshmen were impressive in the 2015 fall semester with 14 posting a 3.0 or higher.
- During Franklin's first fall semester on campus, the football student-athletes set program records with 25 student-athletes earning Dean's List recognition (3.5 GPA) and 57 players owning a cumulative 3.0 grade-point average (GPA) or higher after the 2014 fall semester.
- Additionally, 51 squad members compiled at least a 3.0 GPA in the fall of 2014, the third-highest semester total in program history.
- The spring of 2015 saw continued success in the classroom with 51 student-athletes compiling at least a 3.0 GPA, marking the first time in program history with 50 or more 3.0s in a spring semester.

NIITTANY LIONS IN THE COMMUNITY

- In the last two seasons, the Nittany Lions have completed more than 4,000 hours of community service.
- The Nittany Lions' community service activities include: Uplifting Athletes, THON, Pennsylvania Special Olympics Summer Games, State College Area Food Bank and Penn State Hershey Children's Hospital visits.
- The football team's 2,100 hours of community service in 2014-15 equate to nearly 40 percent of the 5,300 community service hours by Penn State student-athletes.
- The engaging and enthusiastic Franklin is a popular speaker and media interview subject. He was a guest analyst on ESPN's coverage from the site of college football's National Championship game, spending a day appearing on various ESPN platforms in 2013 and 2014. In 2015, Franklin joined the FOX studio crew for pregame, halftime and postgame coverage of the Big Ten Championship game.
- In February 2015, Franklin was the lone college head coach among the speakers and panelists at the prestigious MIT Sloan Sports Analytics Conference in Boston. He was a panelist for the session, "The Formula to Win: College Football Analytics," which was moderated by CNN anchor/reporter Rachel Nichols.

RECRUITING SUCCESS

- The Class of 2016 at Penn State finished in the Top 20, ranking as high as 18th by ESPN, and featured a pair of five-star recruits.
- In 2016, Franklin secured the No. 1 player in the state of Pennsylvania (Miles Sanders) for the first time since Jared Odrick (2006).
- The Nittany Lions laid claim to the No. 1 running back in the state of Pennsylvania in 2015 (Saquon Barkley) and 2016 (Sanders).
- Forty-three of the 70 signees under Franklin are from within a 350-mile radius of State College.
- In February 2015, the Nittany Lions' highly-regarded class of 25 signees was ranked in the Top 15 nationally by the four major recruiting services.
- Franklin and his staff organized a Top 25 recruiting class in short order after being hired at Penn State in January 2014.
- While at Vanderbilt, Franklin assembled a recruiting class that finished as high as 19th in 2014.
- In each of his three seasons in Nashville, Franklin signed classes that finished in the Top 50 nationally. Prior to Franklin's arrival, the Commodores average class rank was 64.6 since 2000 (based on 247Sports composite).

HELPING THE COMMODORES GET THEIR WINGS

- Franklin directed Vanderbilt to consecutive Top 25 finishes for the first time in the 124-year history of the program (No. 23/24 -- 2013 & No. 23/20 -- 2012).
- The Commodores finished 23rd in the final 2012 Associated Press poll, marking their first AP final ranking since 1948.
- Franklin's 24 wins tied Dan McGugin for the most by a Vanderbilt coach in his first three seasons.
- Franklin led Vanderbilt to a bowl game in each of his three seasons in Nashville, with the last two years resulting in wins over North Carolina State (Music City Bowl) and Houston (BBVA Compass Bowl). The Commodores had played in four bowl games all-time in the 121 seasons prior to his arrival, none in consecutive years.
- Vanderbilt has posted four nine-win seasons in program history, with Franklin's last two teams comprising half of the total.
- Over the last 20 games during the 2012-13 seasons, the Commodores' 16-4 record was second-best in the SEC to Alabama's 17-3 mark.
- Franklin guided the Commodores to a 6-6 regular-season record and earned a berth in the Liberty Bowl during his first season after inheriting a Vanderbilt team that finished 2-10 in both 2009 and 2010, including a 1-15 SEC mark.
- The 2011 bowl berth was Vanderbilt's second since 1983 and running back Zac Stacy broke the Commodores' season record with 1,193 rushing yards.

- The Commodores had a breakthrough campaign in 2012 under Franklin, finishing on a seven-game winning streak (longest since 1948) to post a 9-4 mark, Vanderbilt's most wins in 97 years, and a berth in the Music City Bowl, which VU defeated N.C. State, 38-24.
- A victory at Missouri sparked an 8-1 finish, which included three consecutive SEC road wins for the first time in program history.
- The Commodores were 5-3 in SEC play, winning five SEC games for the first time since 1935, and posted two shutouts for the first time since 1968.
- Franklin was among five finalists for the Bear Bryant National Coach of the Year award in 2012.
- Stacy became the first player in Vanderbilt history to rush for 1,000 yards in consecutive seasons, gaining 1,141 yards to finish with a school-record 3,143 yards and 30 rushing touchdowns.
- Wide receiver Jordan Matthews broke the Vanderbilt season receiving record with 1,363 yards on 94 catches.
- Vanderbilt continued its historic rise under Franklin during the 2013 season, capping a school-record second consecutive 9-4 campaign with a 41-24 win over Houston in the BBVA Compass Bowl.
- The Commodores defeated Florida, Georgia and Tennessee in the same season for the first time in program history, winning in Gainesville and Knoxville.
- Franklin helped Matthews develop into a two-time All-American and the SEC's career leader in receptions (262) and receiving yardage (3,759). Matthews broke the SEC season record with 112 receptions for 1,477 yards and seven touchdowns in 2013, becoming the first SEC receiver to make 100 catches in a season.

RISING UP THE RANKS

- Franklin began his coaching career as the wide receivers coach at Kutztown (Pa.) University (1995) and was a graduate assistant coach at his alma mater, East Stroudsburg (Pa.) University in 1996, working with the secondary.
- He then was the wide receivers coach at James Madison (1997), a graduate assistant (tight ends) at Washington State in 1998 and the wide receivers coach at Idaho State (1999).
- In 2000, Franklin was named the wide receivers coach at Maryland under head coach Ron Vanderlinden, who would go on to coach the Penn State linebackers from 2001-13.
- Franklin continued in that role under new head coach Ralph Friedgen in 2002 and '03 and helped the Terps to three consecutive 10-win seasons, including an appearance in the 2002 FedEx Orange Bowl. In 2003, Franklin added duties as recruiting coordinator and directed back-to-back recruiting classes ranked in the Top 25 nationally. Franklin and former Nittany Lion head coach Bill O'Brien (running backs) were Maryland assistant coaches in 2003 and '04 under Friedgen.
- After five successful years at Maryland, Franklin was named wide receivers coach on Mike Sherman's Green Bay Packers staff in 2005. During that season, Green Bay ranked third in the NFL in receptions (383) and seventh in receiving yards (3,766). Donald Driver was among the top receivers in the NFL, ranking second in receptions and eighth in receiving yards, with a then-career-high 86 catches for 1,221 yards.
- Franklin served as the offensive coordinator and quarterbacks coach at Kansas State during the 2006-07 seasons under head coach Ron Prince. In 2006, he helped the Wildcats to their first winning season in four years. Franklin coached quarterback Josh Freeman and oversaw an offense that produced a 3,000-yard passer (Freeman), 1,500-yard receiver (All-American wide receiver Jordy Nelson) and 1,000-yard rusher (James Johnson) during the 2007 season, a first in school history. Freeman would go on to become the Wildcats' highest NFL offensive draft pick since 1954 when the Tampa Bay Buccaneers selected him 17th overall in the 2009 NFL Draft.
- Franklin returned to Maryland in 2008 as the Terps' assistant head coach and offensive coordinator. He helped the Terrapins to victories in the 2008 Humanitarian Bowl and the 2010 Military Bowl. The 2010 squad was among the national leaders in scoring offense at 32.2 points per game and was led by ACC Rookie of the Year quarterback Danny O'Brien. He threw for 2,438 yards, 22 touchdowns and only eight interceptions in 2010, with All-ACC receiver Torrey Smith making 67 catches for 1,055 yards and 12 scores.
- In 1998, Franklin began his participation in the NFL's Minority Coaching Fellowship Program, starting with a stint with the Miami Dolphins and working with Hall of Fame quarterback Dan Marino. Franklin also worked with Donovan McNabb of the Philadelphia Eagles (1999) and Minnesota Vikings (2008) in the NFL program.

PLAYING CAREER

- Franklin was a four-year letterman at quarterback and a two-time All-PSAC selection at East Stroudsburg.
- He set seven school records as a senior to earn team MVP honors and was a Harlon Hill Trophy nominee as the NCAA Division II Player of the Year.
- Among the season records he set were for total offense (3,128 yards), passing yards (2,586) and touchdown passes (19).
- Franklin graduated having broken or tied 23 school records.
- Franklin was inducted into the East Stroudsburg Athletics Hall of Fame October 15, 2016.

PERSONAL

- Franklin graduated from East Stroudsburg in 1995 with a degree in psychology and earned a master's degree in educational leadership from Washington State University.
- Franklin graduated from Neshaminy High School in Langhorne.
- Franklin and his wife, Fumi, have two daughters, Shola and Addison.



LEADERSHIP



TEAM CAPTAINS ELECTED

Seniors **Marcus Allen, Jason Cabinda, Tyler Davis, Grant Haley** and **DaeSean Hamilton** and juniors **Saquon Barkley, Trace McSorley** and **Nick Scott** will serve as team captains for the 2017 season, as voted by their teammates.

Allen was selected third-team All-Big Ten by the conference's coaches and honorable mention by the media panel last season. He made a team- and career-high 110 tackles on the season to become the first Penn State safety to lead the team in tackles since Shawn Mayer (144) in 2002. For his career, Allen has 249 tackles, 13.0 tackles for loss, three forced fumbles, three fumble recoveries and eight pass breakups.

Cabinda garnered third-team All-Big Ten accolades from the conference coaches last season, despite missing five games due to injury. He posted eight tackles or more in all nine games he played in and has logged eight or more tackles in 11 of his last 13 games, dating back to 2015. Cabinda finished third on the squad with 81 tackles in 2016, after posting 100 stops in his sophomore season. For his career, Cabinda has 198 tackles, eight pass breakups, 3.5 sacks and 10.0 tackles for loss.

Davis earned the 2016 Vlade Award for the nation's most accurate kicker to go along with first-team All-Big Ten accolades from the conference coaches and second team accolades from the media. Davis led the Big Ten and was eighth nationally with a .917 field goal percentage and was second in the conference and 11th nationally in total points (128).

Haley was on the back-end of one of the most memorable plays of the 2016 season when he scooped up Marcus Allen's blocked field goal and ran 60 yards for the game-winning touchdown against No. 2 Ohio State. Haley also earned CoSIDA Academic All-District honors last season and has earned a spot on the Academic All-Big Ten team twice.

A fifth-year senior, Hamilton has 161 career catches, which ranks tied for fourth in program history, and he needs 19 receptions to break Deon Butler's career receptions record (179). He also ranks 10th on Penn State's all-time receiving yardage list (1,985) with catches against No. 13 Ohio State.

Barkley is a preseason first-team All-American for several publications. In 2016, Barkley claimed the Graham-George Big Ten Offensive Player of the Year, Ameche-Dayne Big Ten Running Back of the Year and the Chicago Tribune Silver Football for the Big Ten's best player last season. The junior back was second in the conference and 24th nationally with 106.9 rushing yards per game. His 1,496 yards in 2016 broke the Penn State sophomore season record and rank fifth on the single-season charts.

McSorley earned the Grange-Griffin Most Valuable Player award as MVP of the Big Ten Championship game after throwing for a Big Ten Championship game-record 384 yards and four touchdowns. He was also a second-team All-Big Ten choice by the conference's coaches and media. McSorley turned in one of the top QB campaigns in program history, breaking the Penn State season record for passing yards (3,614), passing touchdowns (29) and total offense records (3,979).

Scott has embraced his role as a leader on special teams. He appeared in 13 games last season and finished second on the squad with eight special teams tackles. Scott had a career-high three special teams tackles against Maryland in October. In 2016, Scott also returned six kickoffs for 138 yards (23.0 ypr).

LEADERSHIP COUNCIL ANNOUNCED

- The 30-member Leadership Council, which is comprised of 21 seniors, four juniors, three sophomores and two freshmen, serves as the voice for the team.
- This year's members are: seniors **Marcus Allen, Troy Apke, Saeed Blacknall, Jason Cabinda, Christian Campbell, Tyrell Chavis, Curtis Cothran, Parker Cothren, Desi Davis, Tyler Davis, Mike Gesicki, Grant Haley, DaeSean Hamilton, Cody Hodgins, Brendan Mahon, Josh McPhearson, Andrew Nelson, Tom Pancoast, Daniel Pasquariello, Brandon Smith** and **Mitchell Vallone**; juniors **Saquon Barkley, Trace McSorley, John Reid** and **Nick Scott**; sophomores **Ryan Bates, Juwan Johnson** and **Tommy Stevens**; and freshmen **Michal Menet** and **Jake Zembiec**.
- This group is not only charged with leading the team, but the expectation is to also uphold the program's four core values: positive attitude, great work ethic, compete in everything and must be willing to sacrifice. The Leadership Council meets at least twice a month in Franklin's office.

NATIONAL POLLS

PENN STATE IN THE POLLS

Date	AP	COACHES
Preseason	6	6
Week 2 (9/5)	4	4
Week 3 (9/10)	5	5
Week 4 (9/17)	4	4
Week 5 (9/24)	4	4

Week 6 (10/1)
Week 7 (10/8)
Week 8 (10/15)
Week 9 (10/22)

Week 10 (10/29)
Week 11 (11/5)
Week 12 (11/12)
Week 13 (11/19)
Week 14 (11/26)
Week 15 (12/3)

AP (Week 5)

1. Alabama (52)	4-0	1515
2. Clemson (8)	4-0	1458
3. Oklahoma (1)	4-0	1397
4. PENN STATE	4-0	1304
5. USC	4-0	1247
6. Washington	4-0	1188
7. Georgia	4-0	1136
8. Michigan	4-0	1088
9. TCU	4-0	1028
10. Wisconsin	3-0	1023
11. Ohio State	3-1	1016
12. Virginia Tech	4-0	828
13. Auburn	3-1	701
14. Miami	2-0	693
15. Oklahoma State	3-1	665
16. Washington State	4-0	551
17. Louisville	3-1	502
18. South Florida	4-0	406
19. San Diego State	4-0	365
20. Utah	4-0	356
21. Florida	2-1	342
22. Notre Dame	3-1	246
23. West Virginia	3-1	212
24. Mississippi State	3-1	148
25. LSU	3-1	92

Others receiving votes: NC State 87, Duke 79, Texas Tech 40, Florida State 35, Memphis 26, **Iowa 16**, Stanford 8, California 7, Colorado 5, UCF 4, **Minnesota 3**, Kansas State 3, Oregon 3, Tennessee 1, Wake Forest 1

COLLEGE FOOTBALL PLAYOFF

Rankings will be issued six times in 2017, including Selection Day, Sunday, December 3. The dates will be as follows:

- October 31
- November 7
- November 14
- November 21
- November 28
- December 3 (Selection Day and Playoff Semifinal teams announced)
- For more information on rankings, the selection committee protocol and voting process, visit collegefootballplayoff.com.

AMWAY COACHES (Week 5)

1. Alabama (59)	4-0	1570
2. Clemson (4)	4-0	1499
3. Oklahoma	4-0	1443
4. PENN STATE	4-0	1328
5. USC	4-0	1306
6. Washington	4-0	1277
7. Michigan	4-0	1152
8. Georgia	4-0	1089
9. Ohio State	3-1	1066
10. Wisconsin	3-0	1029
11. TCU	4-0	985
12. Virginia Tech	4-0	877
13. Miami	2-0	727
14. Oklahoma State	3-1	687
15. Auburn	3-1	664
16. Washington State	4-0	574
17. South Florida	4-0	522
18. Louisville	3-1	505
19. Utah	4-0	437
20. Florida	2-1	345
21. San Diego State	4-0	315
22. LSU	3-1	221
23. West Virginia	3-1	184
24. Mississippi State	3-1	132
25. Florida State	0-2	104

Others receiving votes: Notre Dame 100, Duke 93, NC State 54, Memphis 44, Kansas State 27, Wake Forest 15, **Minnesota 15**, UCF 13, Stanford 12, Texas Tech 11, **Iowa 9**, Oregon 9, Tennessee 7, South Carolina 6, Navy 6, Georgia Tech 6, Texas A&M 4, Colorado 3, **Maryland 1**, Appalachian State 1, Troy 1



SERIES NOTES

HEAD COACH TOM ALLEN

- Tom Allen was named Indiana University's 29th head football coach on Dec. 1, 2016. He made his head coaching debut in the 2016 Foster Farms Bowl.
- Allen joined Indiana as the associate head coach and defensive coordinator prior to the 2016 season.
- IU's defense improved in every major statistical category under Allen's guidance against a schedule featuring a program-high four top 10 opponents. He was a nominee for the 2016 Broyles Award, which honors college football's top assistant coach.
- A 25-year coaching veteran, Allen was the defensive coordinator at USF in 2015, the linebackers coach and special teams coordinator at Ole Miss (2012-14), the assistant head coach at Arkansas State (2011) and the defensive coordinator and linebackers coach at Drake University (2010).

SCOUTING THE HOOSIERS

- Indiana is 2-1 with wins over Virginia and Georgia Southern after a season-opening loss to Ohio State.
- Indiana has an average margin of victory of 26 points in its last two games.
- Indiana's scoring offense ranks fifth in the Big Ten averaging 35.7 points per game, while its scoring defense ranks 12th allowing 27.7 points per game.
- All-American linebacker Tegray Scales leads the defense, ranking fourth in the Big Ten averaging 8.7 total tackles per game.
- J-Shun Harris II has two punt return touchdowns this season, scoring one each in the last two games, to lead the Big Ten and rank second in FBS. He also leads the Big Ten and ranks third in FBS averaging 26.1 yards per return.
- True freshman running back Morgan Ellison leads the ground attack and rushed for 186 yards on 25 carries in his last outing against Georgia Southern.
- Indiana had an unexpected bye week Sept. 16 when FIU was unable to travel to Bloomington due to Hurricane Irma. However, the Hoosiers will not lose a game as they will host Charleston Southern next week during their originally scheduled bye week.

TOP PERFORMANCES - PENN STATE

Rushing

Bill Belton	16 for 137 yds, 1 TD ('14)
Zack Zwinak	29 for 135 yds, 1 TD ('12)
Larry Johnson	28 for 327 yds, 4 TD ('02)

Passing

Trace McSorley	16-of-30, 332 yds, 2 TD ('16)
Christian Hackenberg	21-of-39, 262 yds, 2 TD ('15)
Christian Hackenberg	30-of-55, 340 yds, 3 TD ('13)
Matt McGloin	22-of-32, 395 yds, 4 TD ('12)
Matt McGloin	22-of-31, 315 yds, 2 TD ('10)
Matt Senneca	17-of-23, 278 yds, 1 TD ('01)

Receiving

Allen Robinson	12 for 173 yds, 2 TD ('13)
Allen Robinson	10 for 197 yds, 3 TD ('12)
Jordan Norwood	8 for 65 yds, 1 TD ('07)
Michael Robinson	6 for 99 yds, 1 TD ('04)
Tony Johnson	5 for 132 yds ('01)
Joe Jureviclus	4 for 156 yds ('96)

TOP PERFORMANCES - INDIANA

Rushing

BenJarvus Green-Ellis	42 for 203 yds ('03)
-----------------------	----------------------

Passing

Richard Lagow	23-of-40, 292 yds, 2 TD ('16)
Nate Sudfeld	23-of-38, 321 yds, 2 TD ('13)
Cameron Coffman	33-of-59, 454 yds, 2 TD ('12)
Ben Chapel	32-of-51, 298 yds, 2 TD ('09)
Kellen Lewis	20-of-37, 379 yds ('07)
John Paci	20-of-37, 379 yds ('93)

Receiving

Cody Latimer	9 for 140 yds ('13)
Shane Wynn	12 for 108 yds ('12)
James Hardy	14 for 142 yds, 2 TD ('07)
Thomas Lewis	12 for 285 yds ('93)

SERIES RECORD

A series that dates back to 1993 when Penn State became a member in the Big Ten, Penn State and Indiana will be meeting for the 21st time in 25 Big Ten seasons and for the 11th consecutive season. The Nitnary Lions are 19-1 all-time against the Hoosiers, including a 9-0 mark in Beaver Stadium. The teams first met in Beaver Stadium in 1993 with Penn State claiming a 38-31 win, and last met in Bloomington last season, with Penn State rallying for a 45-31 victory.

Year	Site	Result
1993	Home	Penn State, 38-31
1994	Away	Penn State, 35-29
1995	Home	Penn State, 45-21
1996	Away	Penn State, 48-26
1999	Home	Penn State, 45-24
2000	Neutral	Penn State, 27-24
2001	Home	Penn State, 28-14
2002	Away	Penn State, 58-25
2003	Home	Penn State, 52-7
2004	Away	Penn State, 22-18
2007	Away	Penn State, 36-31
2008	Home	Penn State, 34-7
2009	Home	Penn State, 31-20
2010	Neutral	Penn State, 41-24
2011	Away	Penn State, 16-10
2012	Home	Penn State, 45-22
2013	Away	Indiana, 45-24
2014	Away	Penn State, 13-7
2015	Home	Penn State, 29-7
2016	Away	Penn State, 45-31

LAST MEETING

NO. 10 PENN STATE RALLIES PAST INDIANA, 45-31

Trailing by 10 points late in the third quarter, No. 10 Penn State outscored Indiana, 31-7, in the final 16:09, to earn a 45-31 in Memorial Stadium. Trace McSorley led the Penn State comeback, completing 6-of-9 pass attempts for 183 yards and a touchdown after Indiana went ahead 24-14 with 3:13 remaining in the third quarter.


McSorley finished the day with 332 yards passing and two passing touchdowns, completing 16-of-30 passing attempts. Saquon Barkley scored two touchdowns in the fourth quarter, including the game-winner. Aiding McSorley were three receivers totaling 80-plus yards. Chris Godwin caught five passes for 82 yards and two touchdowns to lead the group, while tight end Mike Gesicki caught five for 88 yards and DaeSean Hamilton caught three for 83 yards, including a 54-yard catch that set up a touchdown run in the fourth quarter.

Penn State was able to recover all five of Indiana's fumbles, including four in the first half. The fifth was scooped up by Torrence Brown, who returned it nine yards for a touchdown to seal the win. The Lions had a pair of turnovers of their own on a pair of McSorley interceptions.

Penn State answered after Indiana went ahead by 10 late in the third quarter. McSorley flipped the field on the second play of the ensuing possession, finding Saeed Blacknall for 43 yards to the Indiana 31. After a 10-yard rush by the Lions and an Indiana offsides penalty, McSorley hit Godwin in the end zone for a 21-yard touchdown, slicing the deficit to three.

The Penn State defense forced a three-and-out and Penn State scored promptly, as a 54-yard toss to Hamilton on a flea-flicker highlighted the drive, putting Barkley to in position to score from just four yards out and give Penn State a 28-24 lead. Indiana answered with a 40-yard touchdown pass from Richard Lagow to Nick Westbrook to retake the lead 31-28, but it would be the Hoosiers' last score.

After both teams traded punts, Penn State took over from its own 43 with 6:51 remaining. McSorley and Barkley led the Lions down the field, and Barkley scored from two yards out for the game-winning score.



TEAM STATISTICS

	PSU	IU
First Downs	18	20
Rushing Yards	77	110
Passing Yards	332	344
Passing (C-A-Int)	16-30-2	24-41-0
Total Offense	409	454
Plays	75	82
Fumbles (#-Lost)	0-0	5-5
Penalties (#-Yards)	5-40	8-80
Possession Time	33:39	26:21
3rd Down Conv.	4-14	8-17
Red-Zone	5-5	3-4
Touchdowns	4	3
Field Goals	1	0

GAME LEADERS

* Top performers from each school based on yardage.

PENN STATE		INDIANA	
Rushing		Rushing	
Saquon Barkley	33 for 58 yds, 2 TD	Devine Redding	23 for 108 yds, 2 TD
Trace McSorley	8 for 13 yds, 1 TD	Tyler Natee	6 for 27 yds
Passing		Passing	
Trace McSorley	16-of-30 for 332 yds 2 TD/2 INT	Richard Lagow	23-of-40 for 292 yds 2 TD/0 INT
Receiving		Receiving	
Mike Gesicki	5 for 88 yds	Camion Patrick	3 for 91 yds, 1 TD
Chris Godwin	5 for 82 yds, 2 TD	Nick Westbrook	3 for 85 yds, 1 TD
Tackles (U-A-Total)		Tackles (U-A-Total)	
Marcus Allen	5-5-10	Tegray Scales	7-2-9
Jason Cabinda	8-1-9	Tony Fields	8-0-8

OTHER

Date	November 12, 2016
Location	Bloomington, Ind.
Stadium	Memorial Stadium
Attendance	40,678
Time of Game	3:40
Penn State	8-2, 6-1 Big Ten
Indiana	5-5, 3-4 Big Ten



THIS DAY IN HISTORY

SEPTEMBER 30

RECORD: 13-1
STREAK: W2

Year	Site	Result
1899	H	Penn State 40, Gettysburg 0
1900	H (At Bellefonte)	Penn State 12, Pitt 0
1905	H	Penn State 29, California State 0
1911	H	Penn State 57, Geneva 0
1916	H	Penn State 55, Westminster 0
1922	H	Penn State 27, William & Mary 7
1944	H	Penn State 58, Muhlenberg 13
1950	H	Penn State 34, Georgetown 14
1972	H	Penn State 14, Iowa 10
1978	H	Penn State 58, TCU 0
1989	A	Penn State 16, Texas 12
1995	H	Wisconsin 17, Penn State 9
2000	H	Penn State 22, Purdue 20
2006	H	Penn State 33, Northwestern 7

NOTABLE

- In 2006, Deon Butler caught 11 passes for a school-record 216 yards in a win over Northwestern.

RECORD BREAKDOWN

Overall Record	4-0
Day Games	2-0
Night Games (6 p.m. or later)	2-0
TV Games	4-0
ABC	3-0
BTN	1-0
Scoring First	4-0
Opponent Scoring First	0-0
Leading at the Half	3-0
Trailing at the Half	1-0
Tied at the Half	0-0
Leading after Third Qtr.	4-0
Trailing after Third Qtr.	0-0
Tied after Third Qtr.	0-0
Overtime Games	0-0
Scoring less than 20 pts.	0-0
Scoring 20-29 points	1-0
Scoring 30-39 Points	1-0
Scoring 40+ Points	2-0
Allowing 10 points or less	2-0
Allowing 11-20 points	2-0
Allowing 21-30 points	0-0
Allowing 31+ points	0-0
Rushing for less than 100 yds.	0-0
Rushing for 100-199 yds	2-0
Rushing for 200-299 yds	2-0
Rushing for 300+ yds	0-0
Passing for less than 200 yds.	1-0
Passing for 200-299 yds.	1-0
Passing for 300-399 yds.	2-0
Passing for 400+ yds	0-0
Totalling less than 300 yds total offense.	0-0
300-399 yds of total offense	1-0
400-499 yds of total offense	0-0
500+ yds of total offense	3-0
Allowing less than 100 yds rushing	2-0
Allowing more than 100 yds rushing	2-0
Allowing less than 300 yds total offense	2-0
Allowing 300+ yds total offense	2-0
Having a 100-yd rusher	2-0
Having two 100-yd rushers	0-0
Not having a 100-yd rusher	2-0
Opp. having a 100-yd rusher	1-0
No turnovers	1-0
1-3 turnovers	3-0
3+ turnovers	0-0
No takeaways	0-0
1 or 2 takeaways	2-0
3 or more takeaways	2-0
More than 30:00 of possession	0-0
Less than 30:00 of possession	4-0

INDIANA NOTES

GENERATIONS OF GREATNESS

- Penn State is turning back the clock for its "Generations of Greatness" game.
- Game day elements will take fans back in time, while the Nittany Lions will don uniforms with designs elements from uniforms past.

See Generations of Greatness on Page 15

PENN STATE - INDIANA CONNECTIONS

- Penn State sophomore tight end **Jonathan Holland** and sophomore **Cam Brown** and Indiana sophomore running back Devonte Williams played together at The Bullis School in Maryland.
- Penn State junior running back **Mark Allen** and redshirt freshman defensive end **Shane Simmons** and Indiana junior defensive back Tyler Green played together at DeMatha Catholic in Maryland.
- Penn State senior punter **Daniel Pasquariello** and Indiana sophomore punter Haydon Whitehead both trained with Prokick Australia in Melbourne.
- Penn State special teams/running backs coach **Charles Huff** and Indiana linebackers coach William Inge both worked with the Buffalo Bills in 2012.

NITTANY LION FROM INDIANA

- WR **Mac Hippenhammer** - Fort Wayne/ R. Nelson Snider
- QB **Tommy Stevens** - Indianapolis/Decatur Central

HOME IN HAPPY VALLEY

- Penn State's 10-game home win streak is tied for the third-longest active streak in FBS along with Michigan. Alabama (14) and USC (12) boast the longest active streaks.
- The Nittany Lions went 7-0 at home in 2016 for the first time since 2008 and the fifth time in the Big Ten era (1994, 1998, 2005, 2008, 2016).
- Penn State's 10-game home winning streak is the longest since winning 11-straight from 2007-09 and is the fifth-longest since joining the Big Ten Conference. It ranks tied for the 12th-longest in program history.
- Dating back to 2015, Penn State has won 16 out of its last 17 home games.

HOME SWEET HOME

With a 281-72 all-time record in Beaver Stadium, PSU owns the eighth-best winning percentage (.796) in its current home venue amongst current FBS schools and leads the Big Ten. Only Alabama (.824) and Oklahoma (.810) have higher winning percentages in facilities older than Beaver Stadium.

School	Stadium Name (Opened)	Rec	Win %
1. Colorado State	Hughes Stadium (2017)	2-0	1.000
2. Ga. Southern	Paulson Stadium (1984)	186-36	.838
3. Marshall	Joan C. Edwards Stadium (1991)	153-30	.836
4. Houston	TDECU Stadium (2014)	19-4	.8261
5. Boise State	Albertsons Stadium (1970)	256-54	.8258
6. Alabama	Bryant-Denny Stadium (1929)	254-53-3	.824
7. Oklahoma	Gaylord Family-Oklahoma Memorial Stadium (1923)	387-85-15	.810
8. Penn State	Beaver Stadium (1960)	281-72	.796
9. Auburn	Jordan-Hare Stadium (1939)	313-81-7	.789
10. Ohio State	Ohio Stadium (1922)	432-112-20	.784
11. Tennessee	Neyland Stadium (1921)	462-124-17	.780

COACH TO CURE MD

- This week the Penn State coaching staff will be wearing special arm patches in honor of the AFCA's Coach to Cure MD program. This is the 10th year coaches around the country join together to raise funding and awareness of Duchenne muscular dystrophy.
- Fans are encouraged to donate by texting "CURE" to 50555 to make a \$10 donation or by visiting www.CoachtoCureMD.org.
- Coach to Cure MD is a partnership between the American Football Coaches Association (AFCA) and Parent Project MD. The program has raised more than \$1.5 million over the last nine years. Last year, more than 11,325 coaches at 620 colleges participated.

HISTORIC SERIES

- Penn State has many long and storied series on the gridiron. The Nittany Lions have played 19 teams 20 or more times in the 131-year history of the program.
- Penn State owns a winning record against 16 of the 20 teams that it has met 20 or more times.
- Eight of the 20 teams are on the 2017 schedule; including Pitt (98 meetings), Iowa (26), Indiana (20), Michigan (20), Ohio State (31), Michigan State (31) Rutgers (25) and Maryland (37).
- Since 2012, Penn State has played or has a future meeting scheduled meeting with 13 of the 20 teams (all of the FBS teams except Navy). Those opponents include: Army (2015), Illinois (2014-15, '18, '21), Iowa (2016-21), Pitt (2016-19), Syracuse (2012), Temple (2014-16) and West Virginia (2023-24), while the Lions will meet yearly with Big Ten East Division opponents Indiana, Maryland, Michigan, Michigan State, Ohio State and Rutgers.
- Fifteen of the 20 programs are currently members of NCAA Division I FBS. Bucknell, Lehigh and Penn are in NCAA Division I FCS, while Gettysburg and Lebanon Valley are Division III programs.

Team	Meetings	Record
Pitt	98	51-43-4
Syracuse	71	43-23-5
West Virginia	59	48-9-2
Penn ^	47	18-25-4
Temple	45	40-4-1
Maryland *	40	37-2-1
Bucknell ^	38	28-10
Navy	38	19-17-2
Ohio State *	32	14-18
Michigan State *	31	15-15-1
Gettysburg ^	28	27-0-1
Rutgers *	27	25-2
Army	26	14-10-2
Iowa *	26	15-12
Boston College	24	20-4
Lehigh ^	23	16-6-1
Illinois *	22	18-5
Lebanon Valley ^	20	20-0
Michigan *	20	7-13
Indiana *	20	19-1

* - Current Big Ten team | ^ - Current Non-FBS university

PENN STATE VS. BIG TEN

- Penn State has won its last 10 games against Big Ten opponents for its second-longest conference winning streak since winning 12 from 1993-94.
- Penn State has won five out of its last six conference home openers, including overtime wins over Michigan (2013) and Minnesota (2016).
- Penn State owns a 202-99-3 mark against Big Ten Conference teams since the Nittany Lions first opposed Ohio State in 1912.
- The Nittany Lions began play as a member of the Big Ten Conference in 1993 and have a 121-73 mark.
- Prior to joining the conference, Penn State played 107 games vs. the current Big Ten alignment and was 79-25-3 in those games.

Opponent	Record	1st Meeting	
		Year	Year
Illinois	18-5	1954	2015
Indiana	19-1	1993	2016
Iowa	15-12	1930	2017
Maryland	37-2-1	1917	2016
Michigan	7-13	1993	2016
Michigan State	15-15-1	1914	2016
Minnesota	9-5	1993	2016
Nebraska	7-9	1920	2013
Northwestern	13-5	1993	2015
Ohio State	14-18	1912	2016
Purdue	14-3-1	1951	2016
Rutgers	25-2	1918	2016
Wisconsin	9-9	1953	2016



HIGHLIGHTS

TOP FIVE

- Entering Week 5, Penn State is ranked No. 4 in both the Associated Press and Amway Coaches Polls for a second consecutive week.
- The No. 4 ranking marks the fourth consecutive week Penn State has been ranked in the Top Five of both polls - a feat not accomplished since Penn State held strong in the Top Five for 10-straight weeks in 1999.

STARTING STRONG

- Penn State is 4-0 for the second time under **James Franklin** and the first time since 2014.
- Before Franklin's tenure, Penn State last won its first four games in 2008 as it started the season 9-0.
- Penn State is one of 24 undefeated FBS teams and one of 16 FBS teams with a 4-0 record.

HISTORIC CONCLUSION

- **Trace McSorley** hit **Juwon Johnson** for a 7-yard touchdown strike as time expired for a win Iowa. The "walk-off" play from scrimmage with no time remaining is believed to be a program first.
- The Nittany Lions only other touchdown with no time left came in 1929 against Lafayette. Known as "The Great Punt Return" in Lou Prato's *Penn State Football Encyclopedia*, Lafayette elected to punt on third down with 15 seconds remaining and a 3-0 lead. Cooper French fielded the punt at the Penn State 40, but pitched it back to Frank Diedrich as defenders encircled him. Diedrich returned the punt for a game-winning touchdown, and the Homecoming crowd of 15,000 stormed the field in celebration, preventing him from attempting the extra point.
- Penn State's victory at Iowa is the first as time expired in regulation since Sam Ficken connected on a field goal against UCF in the Croke Park Classic in 2014.
- The play at Iowa also marked the first time that Penn State won on a touchdown in the final moments since Bobby Engram had a touchdown catch with eight seconds left against Michigan State in 1995.
- Other notable final-second touchdowns in Penn State history include Kirk Bowman's touchdown catch with four seconds left for a 27-24 win over Nebraska in 1982 and Chuck Burkhart's touchdown run and ensuing two-point conversion with eight seconds left for a 15-14 win in the 1969 Orange Bowl over Kansas.

PENN STATE ON TV

- Penn State has had 284 of its last 286 games televised, including 177 consecutive games.
- Over the last 13 seasons, every game has aired on either ABC, FOX, BTN, NBC or an ESPN channel.
- The primetime clash at Iowa was the most watched college football game of Week 4, drawing a 3.1 overnight rating on ABC, and the third most-watched of the season to date. It featured a total live audience of 5,341,000 viewers and peaked at nearly 8 million viewers.

DISCIPLINED

- Penn State is averaging just 4.75 penalties per game to rank second in the Big Ten and rank in a tie for 21st in FBS.
- See *National Nits* on Page 10

STREAKING

- Penn State has won its last 12 regular season games for its longest streak since winning 18 in a row from 1993-95.
- Penn State has won its last 10 games against Big Ten opponents for its second-longest conference winning streak since winning 12 from 1993-94.
- Penn State has won its last 10 games in Beaver Stadium for its 12th-longest home winning streak.
- The Nittany Lions have won their last four road games, the longest streak since winning four in a row in 2011. The streak dates back to 2016 and includes wins over Purdue (62-24), Indiana (45-31), Rutgers (39-0) and Iowa (21-19).
- QB **Trace McSorley** has thrown a touchdown pass in 19 consecutive games, dating to the 2016 TaxSlayer Bowl, extending his school record. It is the third-longest active streak in FBS behind Oklahoma's Baker Mayfield (30) and Marshall's Chase Litton (24).
- TE **Mike Gesicki** has recorded a reception in his last 18 games dating back to the 2016 season opener.
- RB **Saquon Barkley** has scored a touchdown in his last 11 consecutive games, which is the longest active streak by a running back in FBS.

POINT DIFFERENTIAL

- With a prolific offense and lockdown defense, Penn State ranks fourth in FBS with an average point differential of 32.2 points.
- Penn State posted two shutouts and two 50-plus point scoring efforts in its first three games.
- The Nittany Lions have recorded two shutouts in the first three games for the first time since earning two shutout victories in the first three games of the 1981 season (52-0 vs. Cincinnati; 30-0 vs. Temple).
- The Nittany Lions have scored 50 or more points twice in the first three games for the first time since 2008 (66-10 vs. Coastal Carolina; 55-13 at Syracuse).

Team	Average Points		
	Scored	Allowed	Diff
1. UCF	49.5	13.5	36.0
2. Wisconsin	43.3	10.0	33.3
3. Washington	44.5	11.8	32.7
4. Penn State	40.5	8.3	32.2
5. Alabama	41.3	10.0	31.3

END ZONE MANAGEMENT

- Penn State is 13th in FBS with 21 touchdowns scored and tied for fourth with just four TDs allowed, which gives the Nittany Lions a touchdowns scored to allowed ratio greater than 5 to 1 to rank in a tie for second in FBS with Clemson.
- Wisconsin's 17 touchdowns scored to three allowed ranks as the top differential.

Team	Touchdowns		
	Scored	Allowed	Ratio
1. Wisconsin	17	3	5.67
2. Penn State	21	4	5.25
Clemson	21	4	5.25
4. Washington	24	5	4.80
5. UCF	13	3	4.33

WINNINGEST PROGRAMS

In its 131st season of varsity football, Penn State has posted 871 victories to rank No. 8 in the nation. The Lions' success is not solely due to longevity though, as Penn State also ranks in the Top 10 in all-time winning percentage. As of Sept. 24, 2017.

TOTAL VICTORIES

1. Michigan (138)	Big Ten	939
2. Notre Dame (129)	Independent	899
3. Texas (129)	Big 12	892
4. Nebraska (128)	Big Ten	891
5. Ohio State (128)	Big Ten	889
6. Alabama (123)	SEC	882
7. Oklahoma (123)	Big 12	876
8. PENN STATE (131)	Big Ten	871
9. Tennessee (121)	SEC	832
10. USC (124)	Pac-12	827

WINNING PERCENTAGE (YEARS - MIN 25 IN D1)

1. Michigan (138)	Big Ten	.731
2. Notre Dame (129)	Independent	.728
3. Ohio State (128)	Big Ten	.724
4. Boise State (50)	Mountain West	.723
5. Oklahoma (123)	Big 12	.7220
6. Alabama (123)	SEC	.7216
7. Texas (125)	Big 12	.706
8. USC (124)	Pac-12	.702
9. Nebraska (128)	Big Ten	.698
10. PENN STATE (131)	Big Ten	.687
11. Tennessee (121)	SEC	.681
12. Florida State (71)	ACC	.680
13. LSU (124)	SEC	.6504
14. Georgia (124)	SEC	.6502
15. Georgia Southern (54)	Sun Belt	.640

THE ALL-TIME AP COLLEGE FOOTBALL POLL

The Associated Press updated its "All-Time AP Poll" this summer. Its formula counted poll appearances (1 point), No. 1 rankings (2 points) and AP championships (10 points). The first poll was in 1936. Entering 2017, Penn State has been ranked 597 times (53.4% of all polls), has been voted No. 1 19 times and won two AP National Championships.

1. Ohio State	Big Ten	1,128
2. Oklahoma	Big 12	1,070
3. Notre Dame	Independent	1,045
4. Alabama	SEC	1,039
5. USC	Pac-12	980
6. Nebraska	Big Ten	913
7. Michigan	Big Ten	910
8. Texas	Big 12	826
9. Florida State	ACC	730
10. Florida	SEC	689
11. LSU	SEC	668
12. PENN STATE	Big Ten	655
13. Miami	ACC	649
14. Tennessee	SEC	635
15. Auburn	SEC	580
16. Georgia	SEC	577
17. UCLA	Pac-12	536
18. Texas A&M	SEC	489
19. Michigan State	Big Ten	448
20. Washington	Pac-12	446
21. Clemson	ACC	439
22. Arkansas	SEC	418
23. Pittsburgh	ACC	358
24. Wisconsin	Big Ten	351
25. Iowa	Big Ten	334

AT THE START

Opponent	Coin Toss	Choice	PSU 1st Drive	Opponent 1st Drive	Game Captains
AKRON	Won	Defer - Kicked Off	Interception	Punt	Jason Cabinda, DaeSean Hamilton, Trace McSorley, Nick Scott
PITTSBURGH	Won	Defer - Kicked Off	Touchdown	Interception	Marcus Allen, Saquon Barkley, Tyler Davis, Grant Haley
GEORGIA STATE	Lost	Received	Touchdown	Punt	Jason Cabinda, DaeSean Hamilton, Trace McSorley, Nick Scott
at Iowa	Won	Received	Punt	3-and-out	Marcus Allen, Saquon Barkley, Tyler Davis, Grant Haley
INDIANA					
at Northwestern					
MICHIGAN					
at Ohio State					
at Michigan State					
RUTGERS					
NEBRASKA					
at Maryland					



NATIONAL NITS

Below is a list of Penn State players that rank among the top-100 individuals and top-50 teams in the most recent season statistical rankings. *Rankings listed NCAA/Big Ten Statistics current as of Sept. 24, 2017*

- S Marcus Allen
 - Total Interceptions - 1 (68/6)
- S Troy Apke
 - Total Interceptions - 1 (68/6)
- RB Saquon Barkley
 - All-Purpose - 253.25 (1/1)
 - Combined Kick Returns - 160 (66/10)
 - Kickoff Returns - 22.9 (48/6)
 - Points Responsible For - 36 (99/10)
 - Receiving Touchdowns - 2 (71/12)
 - Receiving Yards - 335 (31/1)
 - Receiving Yards Per Game - 83.8 (43/4)
 - Receptions Per Game - 5.8 (43/4)
 - Rush Yards Per Carry - 7.85 (10/2)
 - Rushing TDs - 4 (37/2)
 - Rushing Yards - 518 (7/2)
 - Rushing Yards Per Game - 129.5 (11/3)
 - Scoring - 9.0 (40/5)
 - Total Points Scored - 36 (30/3)
 - Total Touchdowns - 6 (12/1)
- CB Christian Campbell
 - Passes Defended - 1.5 (20/4)
- CB Tariq Castro-Fields
 - Total Interceptions - 1 (68/6)
- K Tyler Davis
 - Scoring - 8.0 (74/8)
 - Total Points Scored - 32 (60/4)
- TE Mike Gesicki
 - Receiving TDs - 4 (11/t-1)
 - Total Touchdowns - 4 (60/4)
- P Blake Gillikin
 - Punting - 43.6 (35/5)
- DT Kevin Givens
 - Fumbles Recovered - 1 (14/4)
- DE Yetur Gross-Matos
 - Fumbles Recovered - 1 (14/4)
- CB Grant Haley
 - Fumbles Recovered - 1 (14/4)
 - Interceptions Per Game - 0.5 (24/3)
 - Total Interceptions - 2 (12/t-1)
- WR DaeSean Hamilton
 - Yards Per Reception - 19.00 (43/4)
- QB Trace McSorley
 - Completion Percentage - .661 (30/3)
 - Completions Per Game - 20.5 (37/3)
 - Passing Efficiency - 158.2 (26/4)
 - Passing Touchdowns - 10 (12/2)
 - Passing Yards - 1,037 (28/1)
 - Passing Yards Per Game - 259.3 (36/2)
 - Passing Yards Per Completion - 12.65 (55/7)
 - Points Responsible For - 72 (9/2)
 - Points Responsible For Per Game - 18.0 (15/2)
 - Rush Yards Per Carry - 4.95 (86/8)
 - Total Offense - 308.8 (22/2)
 - Yards Per Pass Attempt - 8.36 (32/4)
- DE Shareef Miller
 - Tackles For Loss - 1.5 (25/3)
- CB Amani Oruwariye
 - Total Interceptions - 1 (68/6)
- WR/PR DeAndre Thompkins
 - Combined Kick Returns - 206 (35/3)
 - Punt Return TDs - 1 (4/2)
 - Punt Returns - 18.7 (10/2)
- DT Robert Windsor
 - Fumbles Recovered - 1 (14/4)
- TEAM
 - 4th Down Conversion Pct. - .667 (27/6)
 - Blocked Kicks - 1 (18/4)
 - Completion Percentage - .647 (33/4)
 - Fewest Penalties - 19 (32/6)
 - Fewest Penalties Per Game - 4.75 (21/2)
 - Fewest Penalty Yards Per Game - 48.8 (48/6)
 - First Downs Defense - 68 (48/8)
 - First Downs Offense - 86 (39/2)
 - Fumbles Lost - 1 (17/4)
 - Fumbles Recovered - 4 (15/2)
 - Kickoff Returns - 22.5 (49/8)
 - Net Punting - 42.13 (20/5)
 - Passes Intercepted - 6 (10/1)
 - Passing Offense - 282.5 (33/3)
 - Passing Yards Allowed - 158.5 (20/4)
 - Passing Yards Per Completion - 12.84 (49/7)
 - Punt Return Defense - 1.00 (17/2)
 - Punt Returns - 16.85 (12/2)
 - Red Zone Defense - .500 (t-1/1)
 - Red Zone Offense - .889 (47/5)
 - Rushing Defense - 115.0 (32/5)
 - Rushing Offense - 214.0 (37/6)
 - Sacks Allowed - 1.5 (43/6)
 - Scoring Offense - 40.5 (23/3)
 - Scoring Defense - 8.3 (2/2)
 - Team Passing Efficiency - 156.78 (25/5)
 - Team Passing Efficiency Defense - 94.24 (10/3)
 - Team Sacks - 3.0 (18/2)
 - Team Tackles for Loss - 10.3 (11/1)
 - Total Defense - 273.5 (17/5)
 - Total Offense - 496.5 (20/3)
 - Turnover Margin - 1.5 (8/1)
 - Turnovers Gained - 10 (7/t-1)
 - Turnovers Lost - 4 (28/3)
 - Winning Percentage - 1.000 (t-1/t-1)

MILESTONE WATCH

- QB **Trace McSorley** is 164 passing yards shy of 5,000 for his career. He would be the ninth Penn State quarterback to achieve the milestone.
- McSorley is nine passing touchdowns shy of 50 for his career. The Penn State record is 48.
- McSorley is 558 yards shy of becoming the fourth Nittany Lion to reach 6,000 yards of total offense.
- RB **Saquon Barkley** is 102 yards shy of 1,000 career receiving yards. He would be the first Penn State player to have both 3,000 rushing yards and 1,000 receiving yards.
- TE **Mike Gesicki** is 11 receptions shy of 100 for his career.
- S **Marcus Allen** is 27 tackles shy of 300 for his career.
- K **Tyler Davis** is seven extra point conversions away from 100 extra points made.
See Records Watch on Pages 24-26

MILESTONES ACHIEVED

- Running back **Saquon Barkley** surged past 3,000 career rushing yards and 4,000 career all-purpose yards at Iowa. He is the seventh and ninth Nittany Lion all-time to accomplish the respective feats.
- TE **Mike Gesicki** became Penn State's all-time tight end receptions leader with five receptions at Iowa to total 89 for his career. He broke the record of 87 set by Andrew Quarless (2006-09).
- Gesicki surpassed 1,000 career receiving yards against Pitt, making him the 25th player achieve the feat at Penn State.
- Head coach **James Franklin** earned his 50th career victory with the Nittany Lions season opening win.
- With 74 receiving yards against Akron, **DaeSean Hamilton** surpassed 2,000 yards for his career.
- **Trace McSorley** surpassed 4,000 career passing yards with 280 against Akron.
- **Jason Cabinda** surpassed 200 career tackles for his career with three against Akron.
See Records Watch on Pages 24-26

POPULAR NITTANY LIONS

- Penn State ranks third in the nation with an average home attendance of 104,776.
- The attendance of 109,898 for the Pitt game was the seventh-largest crowd in Beaver Stadium history and the largest since Penn State faced Ohio State in 2009 in front of 110,033 in 2009.
- It was the 15th-largest crowd to ever watch a Penn State football game.
- The crowd set a record for the current configuration of Beaver Stadium, which has had a capacity of 106,572 since 2011.
- The Penn State Student Section sold out more than 21,000 tickets in just 89 minutes, highlighted by the sold-out allotments of the senior (20), junior (10) and freshmen (15) classes in less than 20 minutes each.
- The Penn State Student Section has consistently sold out for four decades, showing the unwavering passion and dedication of Penn State students.
- Penn State sold more than 9,000 new season football tickets for the 2017 campaign. The season ticket renewal rate topped 95 percent to help the Nittany Lions exhaust their season ticket allotment for the first time since 2008.
See Packing the Stadium on Page 16

NITTANY LION DEBUTS

- First-time starters this year include sophomore **Ryan Buchholz** (Iowa), redshirt freshman **Will Fries** (Georgia State) and sophomore **Shareef Miller** (Akron).
- A total of 23 Nittany Lions have made their debuts this year, including three true freshmen, 14 redshirt freshmen, two sophomores and four juniors.
- Seven made their debut in the win over Georgia State. Juniors included: CB **Desi Davis** and OL **Charlie Shuman**. Sophomore included: TE **Joe Arcangelo**. Redshirt freshmen included: WR **Dae'Lun Darien**, QB **Michael Shuster**, RB **Nick Eury** and WR **Isaac Lutz**.
- A total of 16 Nittany Lions made their debuts in the season opening win over Akron, including three true freshmen, 10 redshirt freshmen, a sophomore and two juniors. True freshmen included: CB **Tariq Castro-Fields**, CB **Lamont Wade** and DE **Yetur Gross-Matos**. Redshirt freshmen included: CB **Zech McPhearson**, DE **Shane Simmons**, OL **Will Fries**, OL **Alex Gellerstedt**, DE **Shaka Toney**, DT **Ellison Jordan**, K **Alex Barbir**, DT **Antonio Shelton**, OL **Michael Menet** and DT **Daniel Joseph**. Sophomore included: S **John Petrishen**. Juniors included: LB **Jason Vranic** and LS **Kyle Vasey**.

SMITH EARNS COMMUNITY RECOGNITION

- Senior LB **Brandon Smith** was named to the Allstate, American Football Coaches Association (AFCA) Good Works Team and is among the semifinalists for the 2017 William V. Campbell Trophy, presented by Fidelity Investments and the National Football Foundation & College Hall of Fame (NFF).
- Smith is the fourth Nittany Lion to earn Allstate AFCA Good Works Team honors, joining Ben Kline (2015), Stefan Wisniewski (2010) and Wayne Holmes (1994) and is among the 11 FBS and 22 overall honorees this year for their contributions to the community.
- Fans are encouraged to visit ESPN.com/Allstate to vote for the 2017 Allstate AFCA Good Works Team@ Captain now through November 23, 2017. The Team Captain will be honored at this season's The Home Depot College Football Awards on ESPN.
- The 2017 Allstate AFCA Good Works Team@ will be invited to New Orleans to participate in a special community service project ahead of the 2018 Allstate@ Sugar Bowl@, where the entire team will also be recognized on the field at halftime.
- The NFF will announce 12-14 finalists for the Campbell trophy on Nov. 1, and each of them will receive an \$18,000 postgraduate scholarship as a member of the NFF National Scholar-Athlete Class. The Campbell Trophy recognizes an individual as the absolute best football scholar-athlete in the nation
- Penn State's lone Campbell Trophy winner was John Urschel in 2013.
- Smith graduated with a degree in kinesiology last December. He is working on a second degree in health policy and administration and owns a 3.81 GPA. He is a seven-time Dean's List honoree and recorded a pair of 4.0 semesters during his academic career.
- The senior is active in the community. In addition to the numerous community service activities that he does as part of the Nittany Lions, Smith helps with his wife's non-profit organization, Honduran Soles, which provides shoes to kids that need them in various countries. He and his wife traveled to Honduras during spring break in 2015 helped build a soccer field. He and his wife have volunteered at homeless shelters, and done other community work through their church, Revival Tabernacle, in Watsontown, Pennsylvania, near his hometown.

SAQUON BARKEY RECORD COUNTDOWN

CAREER RUSHING YARDS	CAREER RUSHING TDS	SEASON RECEIVING YARDS (RB)
842	9	67
With a career-high 211 rushing yards at Iowa, Saquon Barkley now has 3,090 career rushing yards. He is pursuing Evan Royoster for the Penn State record in the category (3,932; 2007-10).	Barkley has 29 career rushing touchdowns. He is pursuing Lydell Mitchell for the 46-year-old Penn State record in the category (38; 1969-71).	Through four games, Barkley has amassed 335 receiving yards, putting his own record of 402 yards set last season in jeopardy.

OFFENSE NOTES

HIGH SCORING

- Penn State's scoring average of 40.5 points per game ranks 23rd in FBS and third in the Big Ten.
- With 21 points in a win at Iowa, Penn State has surpassed 20 points in 14 consecutive games. It is the longest streak since scoring 20 or more points in 16 straight games across the 2012 and 2013 seasons.
- However, Penn State's streak of scoring 30-plus points ended at 10 consecutive games. It was the longest stretch for the Lions since a string of 15-straight games with 30+ points from 1993-94.
- Penn State has scored 200 points (40.0 ppg) in the last five games and 432 points (43.2 ppg) in the last 10 games.
- With 56 points in its win over Georgia State, Penn State became the fifth Big Ten team to score 30 or more points in 10 consecutive games.
- The 56-point margin of victory by Penn State against Georgia State is the largest for the Nittany Lions since they won by 56 (66-10) against Coastal Carolina in 2008. It was also the largest shutout victory since a 59-0 win over FIU in 2007.

See National Nits on Page 10

OFFENSE COVERING GROUND

- Penn State is averaging 496.5 yards of total offense per game to rank third in the Big Ten and 20th in FBS, and wasting little time getting down the field.
- According to *Coaches by the Numbers*, Penn State ranks 13th in FBS in getting a first down on first down, doing so 38 times (41.3 percent).
- Penn State has surpassed 500 yards of total offense three times in the first four games, including the last two games (579 at Iowa; 526 yards vs. Georgia State.)
- The Lions' 579 yards of total offense (284 passing, 295 rushing) at Iowa were their most since recording 599 yards total offense last season vs. Iowa.
- The 569 yards of total offense against Akron were also the most in a season opener since the Nittany Lions gained 594 yards against Coastal Carolina in 2008.
- Penn State's offense averaged 432.6 yards per game last season, which was its most since 2013 (433.2).

See National Nits on Page 10

PICKING UP CHUNKS - TEAM

- According to *Coaches by the Numbers*, Penn State ranks 11th in 12-plus yard runs with 21 and 25th in 15-plus yard passes with 28. That gives Penn State a total of 49 big plays this season, which equates to 18.22 percent of its plays to rank fifth in FBS.
- According to *cfbstats.com*, Penn State is among the national and Big Ten leaders in "chunk plays" of 20 yards or more.
- Penn State ranks in the Top 25 nationally in plays of 20, 30, 60, 70 or 80 or more yards.
- Penn State is the only team in the Big Ten with an 80-yard play this season.
- Penn State (2) and Oklahoma (3) are the only two teams with multiple 80-plus yard plays this season.
- Penn State is averaging 7.38 yards per play to rank sixth in FBS and first in the Big Ten.

Distance	Plays	FBS	B1G
20+ Yards	26	t-10	t-1
30+ Yards	13	t-10	2
40+ Yards	7	t-16	2
50+ Yards	2	t-52	t-4
60+ Yards	2	t-23	t-2
70+ Yards	2	t-8	1
80+ Yards	2	2	1

TRACE MCSORLEY RECORD COUNTDOWN

CAREER TDs RESPONSIBLE FOR

15

Able to score using his arms or his legs, McSorley is closing in on Daryll Clark's career record of touchdowns responsible for (65; 2006-09)

CAREER PASSING TDs

7

McSorley has 41 career passing touchdowns and is closing in on Christian Hackenberg's career record of 48 TD passes (2013-15).

SEASON PASSING TDs

19

After setting the single season mark at 29 passing touchdowns last season, McSorley 10 TD throws through four games in 2017.

99 SNAPS

- Penn State tied its program record for total plays in a game with 99 at Iowa.
- Penn State previously ran 99 plays in 2012 in a 39-28 win over Northwestern and in 1966 in a 38-6 win at West Virginia.
- Penn State's season high entering the Iowa game was 65 in the season opener against Akron.
- The previous high with offensive coordinator Joe Moorhead in command of the offense was 82 in 2016 during a 39-0 win at Rutgers.

FAST STARTS

- According to *Coaches by the Numbers*, Penn State ranks tied for 19th in FBS in points in the first half (22.25 avg) and tied for 13th in first-quarter scoring (11.0 avg).
- In the first three games, Penn State scored 14 points in the opening stanza of three consecutive games for the first time since 2008 (14 vs. Coastal Carolina; 14 vs. Oregon State; 21 at Syracuse).
- Penn State was known as a second-half team in 2016, only scoring more points in the first half than in the second half on three occasions. However, Penn State has gotten off to two of its best starts in recent years against Akron and Georgia State.
- Against both Akron and Georgia teams, Penn State scored 35 points in the first half. Before this season, the Nittany Lions had not scored as many in the first half of a game since scoring 38 against Eastern Illinois on the way to a 52-3 victory in 2009. The last time that the Nittany Lions scored 35 in a first half against an FBS team was in 2008 at Syracuse, a game that Penn State won 55-13.

B1G PLAYER OF THE WEEK

- RB **Saquon Barkley** won his second Big Ten Offensive Player of the Week award of the season after a record-breaking performance at Iowa. This is Barkley's fourth career conference offensive honor.
- Barkley was also named to the Paul Hornung Award weekly honor roll and as the Rose Bowl Big Ten Player of the Week, both for the second time this season. The Paul Hornung Award is presented to the most versatile player in major college football.
- Barkley had a career-high 211 rushing yards on 28 carries and a touchdown to go along with 12 catches for 94 yards and three kickoff returns for 53 yards en route to a school-record 358 all-purpose yards in a thrilling win over Iowa at Kinnick Stadium.
- Barkley broke the mark previously held by Curt Warner (341; at Syracuse in 1981). Barkley's 358 all-purpose yards are 10th all-time in Big Ten history.
- His 211 rushing yards rank tied for 15th in Penn State history with Lydell Mitchell (at Iowa; 1971), Curtis Enis (vs. Ohio State; 1997) and Eric McCoo (vs. Ohio State; 1999).
- In addition to a career rushing performance, Barkley's 12 catches were also a career high, doubling his previous personal best of six at Northwestern in 2015.

BALANCED ATTACK

- Against Georgia State, Penn State had eight different players score touchdowns for the first time since nine scored in a 70-24 win over Akron in 1999.
- It is the first time that eight different Nittany Lions have scored an offensive touchdown since eight scored offensively in the same game against Akron.
- Ten different Lions have scored offensive touchdowns this season.

SEASON HONORS

MARCUS ALLEN, SAFETY

Lott IMPACT Player of the Week (9/12)
Paycom Jim Thorpe Award Player of the Week Honorable Mention (Sept. 13)

TROY APKE, SAFETY

Pro Football Focus Week 2 B1G Team of the Week (Sept. 12)

SAQUON BARKLEY, RUNNING BACK

Big Ten Offensive Player of the Week (Sept. 4 (co), Sept. 25)
Rose Bowl Big Ten Player of the Week (Sept. 5, Sept. 25)
Paul Hornung Award Honor Roll (Sept. 11, Sept. 25)
Pro Football Focus National Team of the Week (Week 4)
Pro Football Focus B1G Team of the Week (Week 4)
CFPA Hon. Mention Nat'l Performer of the Week (Sept. 24)

KOA FARMER, LINEBACKER

Polynesian College Football Player of the Year Watch List

JAMES FRANKLIN, HEAD COACH

Amway Coach's Call of the Week (Sept. 24)

MIKE GESICKI, TIGHT END

Pro Football Focus B1G Team of the Week (Week 2)

STEVEN GONZALEZ, OFFENSIVE LINE

Pro Football Focus B1G Team of the Week (Week 4)

GRANT HALEY, CORNER BACK

Pro Football Focus B1G Team of the Week (Week 2)

JUWAN JOHNSON, WIDE RECEIVER

Pro Football Focus B1G Team of the Week (Week 4)

BRENDAN MAHON, OFFENSIVE LINE

Pro Football Focus B1G Team of the Week (Week 1)

TRACE MCSORLEY, QUARTERBACK

CFPA Hon. Mention Nat'l Performer of the Week (Sept. 17)

BRANDON SMITH, LINEBACKER

Allstate AFCA Good Works Team
William V. Campbell Trophy

SHAKA TONEY, DEFENSIVE END

Pro Football Focus B1G Team of the Week (Week 3)

COACHING STAFF POTW

The Penn State coaching staff chooses players of the week in all three phases. Here are there selections for the season:

SEPT. 2 - AKRON

- Offense: Offensive Line
- Defense: Ryan Buchholz, DE
- Special Teams: DeAndre Thompkins, KR

SEPT. 9 - PITT

- Offense: Saquon Barkley, RB
- Defense: Marcus Allen, S; Grant Haley, CB
- Special Teams: Irvin Charles; Nick Scott; Garrett Taylor

SEPT. 16 - GEORGIA STATE

- Offense: Trace McSorley, QB
- Defense: Marcus Allen, S
- Special Teams: Tyler Davis, K; Blake Gillikin, P

SEPT. 23 - IOWA

- Offense: Saquon Barkley, RB
- Defense: Shareef Miller, DE
- Special Teams: Blake Gillikin, P



CLASSROOM SUCCESS

DEGREES ON THE WALL



- Eight Penn State student-athletes have earned their undergraduate degrees already and are now working on graduate degrees.
- Eight Penn State student-athletes enter the 2017 season having earned their undergraduate degrees: **Mark Allen** (criminology), **Curtis Cothran** (criminology), **Parker Cothren** (recreation, parks and tourism management), **Cody Hodgens** (exercise science at Florida International), **DaeSean Hamilton** (advertising and public relations), **Andrew Nelson** (kinesiology), **Daniel Pasquariello** (economics) and **Brandon Smith** (kinesiology).
- Penn State is one of 38 schools to have eight or more graduates on the roster this season.

Team	Grads
Northwestern	18
Cincinnati, Coastal Carolina, East Carolina	14
Toledo	13
TCU, Alabama, Oregon, Virginia	12
Georgia State, Kansas State, Maryland, UCF, USF	11
Kent State, Nevada, New Mexico, South Alabama, Texas Tech, West Virginia	10
Houston, Iowa State, Pittsburgh, Purdue, Rutgers, Temple	9
PENN STATE , Auburn, Clemson, Iowa, Kentucky, NC State, Northern Illinois, Ole Miss, SMU, Syracuse, UAB, Western Kentucky	8

CONTINUING ACADEMIC TRADITION

- The Penn State football team continued to excel in the classroom during the 2016 fall semester with 51 squad members earning at least a 3.0 grade-point average.
- The fall effort marks the seventh time in the last eight semesters (including summer sessions) the Nittany Lions have had more than 50 student-athletes with a 3.0 GPA or better.
- The Lions have had 50 or more student-athletes with a 3.0 GPA or higher in each of the last three fall semesters.
- A total of 19 Nittany Lions posted a 3.5 GPA or higher in the fall semester, with 15 earning Dean's List recognition for having 3.5 GPA or higher with 12 credits earned in undergraduate work.
- Overall, 48 football student-athletes own a 3.0 cumulative GPA or higher after the fall semester, with 16 posting a 3.5 cumulative GPA or higher.
- The 2016-17 academic year also saw true freshman punter **Blake Gillikin** and graduate student **Cody Hodgens** posted perfect 4.0 GPAs in both the fall and the spring semesters.
- Gillikin is enrolled in the Schreyer Honors College.
- In addition to Gillikin and Hodgens, Brandon Smith and **Jake Zembiec** earned perfect 4.0 GPAs in the spring semester.
- Additionally, 19 Nittany Lions earned Academic All-Big Ten recognition last fall.
- Three Nittany Lions earned Big Ten Distinguished Scholar accolades for 2016-17: Gordon Bentley, Brandon Smith and Tyler Yazujian.
- The Nittany Lion freshmen were impressive in the fall semester with 15 posting a 3.0 or higher.

BARKLEY ALL-PURPOSE

- **Saquon Barkley** is doing it all this season, from running to pass catching to returning, and he leads the nation with 253.3 all-purpose yards per game.
 - Barkley broke the Penn State record for all-purpose yards in a game with 358 yards (211 rush, 94 receiving, 53 return). He broke the mark previously held by Curt Warner (341; at Syracuse in 1981).
 - Barkley's 358 all-purpose yards are 10th all-time in Big Ten history.
 - Barkley's 211 rushing yards were a career high, besting the mark set at Purdue (207) in 2016.
 - Barkley and San Diego State's Rashaad Penny (230.0) are the only two players averaging more than 200 all-purpose yards per game this season.
 - According to ESPN Stats & Info, Barkley is averaging 213.3 scrimmage yards, the most by a Big Ten player in the first four games over last 10 seasons. No one has topped 200 yards average in the last 10 years.
 - Barkley currently leads Penn State in rushing yards per game (129.5) and receiving yards per game (83.8).
 - Barkley ranks second in the Big Ten and 10th in FBS with 7.85 yards per carry and his 129.5 rushing yards per game are third in the Big Ten and 11th in FBS.
 - Barkley recorded 226 all-purpose yards (47 rushing, 142 receiving, 37 return) against Georgia State. His 142 receiving yards were a career high, surpassing his previous mark of 77 set last season at Michigan.
 - With 246 yards, Barkley totaled the second-most FBS all-purpose yards in the opening week, earning 172 yards on 14 carries with two touchdowns, 54 yards on three receptions and 20 yards on a kickoff return against Akron. His rushing total of 172 yards ranked 13th for the week.
 - His six total touchdowns lead the Big Ten and rank 12th in FBS.
- See National Nits on Page 10**

AIR BARKLEY

- **Saquon Barkley** has set receiving career highs in each of his last two outings.
- Barkley had a career-high 12 receptions at Iowa. He is the first Penn State player to have 10 or more receptions since WR **DaeSean Hamilton** had 14 catches against Ohio State in 2014. Barkley's previous high was six at Northwestern in 2015.
- Against Georgia State, Barkley set a career high with 142 receiving yards.
- Barkley set the Penn State the single-season running back receiving yards record last year with 402 yards in 14 games. With 335 yards receiving in four games in 2017, Barkley 83 percent of the way to last season's record, needing just 67 more yards.
- Barkley owns the Penn State career receiving yards record for a running back with 898 yards. He broke the record of 799 yards held by Tony Hunt (2003-06) during the Georgia State game.
- The 142 receiving yards against Georgia State are the second-most by a running back in Penn State history. Len Krouse had 155 yards receiving out of the backfield at Syracuse in 1940.
- The 142-yard receiving yards were the most by a Big Ten running back since Ohio State's Curtis Samuel had 177 vs. Bowling Green in 2016.
- Barkley's 100-yard receiving game was the first 100-yard receiving game by a PSU running back since Tony Hunt had 110 yards receiving at Minnesota in 2004.

200 CLUB

- **Saquon Barkley** is one of 11 active FBS players with multiple career 200-yard rushing games.
- Ray Lawry (Old Dominion) and Larry Rose III (New Mexico State) lead the group with four 200-plus yard rushing performances, while Barkley is third with three such efforts after rushing for a career-high 211 yards at Iowa.
- Following Barkley are D'Angelo Brewer (Tulsa), Rashaad Penny (San Diego State), Diocemy Saint Justice (Hawaii), Damarea Crockett (Missouri), Derris Guice (LSU), Trayveon Williams (Texas A&M), Justin Crawford (West Virginia) and Jalin Moore (Appalachian State).
- Both of Barkley's previous 200-yard rushing efforts were in 2016 (202 yds. vs. Maryland; 207 yds. at Purdue).
- Barkley's 211 rushing yard effort ranks tied for 15th in Penn State history with Lydell Mitchell (at Iowa; 1971), Curtis Enis (vs. Ohio State; 1997) and Eric McCoo (vs. Ohio State; 1999).
- With three career 200-yard rushing games, Barkley is tied with John Cappelletti for second place in Penn State history. He trails Larry Johnson (4) for the career record.

BARKLEY IN THE RECORD BOOKS

- Running back **Saquon Barkley** has placed his name all over the Penn State record books.
 - With a career-high 211 rushing yards at Iowa, Barkley increased his career total 3,090 to move into seventh place on Penn State's career rushing yards list. He passed Lydell Mitchell and Larry Johnson.
 - Barkley became the seventh player in Penn State history to have 3,000 career rushing yards.
 - The performance at Iowa marked his 12th career 100-yard game to move into a tie with Lenny Moore for ninth place on the Penn State career charts.
 - Barkley is one of just eight Nittany Lions to post multiple 200-yard rushing games and now ranks in a tie for second with John Cappelletti. He trails Larry Johnson (4) for the career record.
 - With one touchdown at Iowa, Barkley moved into a tie for fifth place on Penn State's career rushing touchdowns list (29 touchdowns).
 - Barkley's school-record 358 all-purpose yards at Iowa give him 4,222 all-purpose yards for his career (3,090 rush, 898 receiving, 234 return). He moved up five spots on the Penn State career charts to the sixth position, passing D.J. Dozier, Lydell Mitchell, Curtis Enis, Bobby Ingram and Derrick Williams with his effort at Iowa.
 - Barkley is the ninth player in program history with 4,000 career all-purpose yards.
 - Barkley's six points against Iowa give him 216 points in his career. He ranks ninth in the category at Penn State and trails Curtis Enis (230 points via 34 touchdowns and one 2-point PAT reception) for eighth place.
 - Barkley had the 10th multi-touchdown game of his career with two scores against Pitt.
 - In the season opener against Akron, Barkley's two rushing touchdowns marked his seventh multiple rushing touchdown game (2 as a freshman, 4 as a sophomore, 1 as a junior).
- See Records Watch on Pages 24-26**

MIKE GESICKI RECORD COUNTDOWN

CAREER RECEIVING YARDS (TE)

277

CAREER & SEASON TD RECEPTIONS (TE)

1

Gesicki totaled 25 yards receiving against Georgia State to bring his total to 1,066 career receiving yards. He is pursuing Ted Kwalick (1,343; 1966-68) for the 49-year-old Penn State tight end record.

After notching four TD grabs in the first two games, Gesicki is one shy of Jesse James' record for career touchdown catches and of tying his own record (shared w/ three others) for single season scoring grabs.



PICKING UP CHUNKS - BARKLEY

- **Saquon Barkley** is among the leaders in long scrimmage plays and long rushing plays.
- Barkley leads or is tied for the lead in the Big Ten in chunk plays from scrimmage at all distances greater than 20 yards with the exception of 60-plus yards.
- Barkley trails Stanford RB Bryce Love (13 plays) and is tied with Virginia Tech wide receiver Cam Phillips with 11 plays going for 20 or more yards.

Distance	Plays	FBS	B1G
20+ Yards	11	t-2	1
30+ Yards	8	2	1
40+ Yards	6	t-1	1
50+ Yards	2	t-14	t-1
60+ Yards	2	t-5	t-5
70+ Yards	2	t-2	1
80+ Yards	2	1	1

- Barkley ranks tied for third in FBS with seven rushing plays of 20 or more yards. He is also among the Big Ten leaders at all distances.

Distance	Plays	FBS	B1G
20+ Yards	7	t-3	t-1
30+ Yards	4	t-5	t-1
40+ Yards	2	t-14	t-2
50+ Yards	1	t-19	t-3
60+ Yards	1	t-8	t-1
70+ Yards	1	t-1	t-1
80+ Yards	1	t-1	1

GOING 80

- Penn State has two 80-yard plays this season, both featuring RB **Saquon Barkley**. He is the only player in FBS with two 80-plus yard plays from scrimmage.
- Barkley is the only player in Penn State history with both an 80-plus rushing and receiving play.
- Against Georgia State, the 85-yard pass from QB **Trace McSorley** to Barkley in the first quarter was the third-longest pass play in Penn State history, and the longest since an 86-yard pass play from Steve Joachim to Jim Scott in 1971 at Navy.
- The 85-yard pass play is the longest Penn State passing play ever at home. The previous long pass play in a home game was 82 yards on two occasions: Matt Knizner to Eric Hamilton vs. Pittsburgh in 1986 and Kerry Collins to Freddie Scott vs. Rutgers in 1994.
- The 85-yard pass was the longest of McSorley's career. His previous long pass was an 80-yard pass to Irvin Charles vs. Minnesota last season. It was also a career long reception for Barkley, whose previous long was a 46-yard reception the week prior vs. Pittsburgh.
- McSorley is the first quarterback with two 80-plus pass plays in school history.
- Barkley's 80-yard rush in the second quarter against Akron was the second-longest of his career and tied for the 10th-longest in program history. His career long is an 81-yard dash in 2016 at Purdue.
- Barkley and Ki-Jana Carter are the only players in program history to have multiple 80-yard rushes in their career. Barkley has two career 80-plus yard rushes and Carter had three.

See Records Watch on Pages 24-26

HIGH PITCH COUNT

- **Trace McSorley** set career highs for completions (31) and passing attempts (51) in the win over Iowa. His previous highs were 24 completions at Pitt (2016) and 41 attempts against Minnesota (2016).
- McSorley's completions and attempts totals were the most by a Penn State QB since Christian Hackenberg completed 34-of-50 passing attempts in the 2014 Pinstripe Bowl against Boston College.

B1G LEADING PASSER

- QB **Trace McSorley** among Big Ten passing leaders in multiple categories for a second consecutive season.
- McSorley leads the Big Ten (28th FBS) in passing yards with 1,037, and is averaging 259.3 per game to rank second in the conference (36th FBS) behind Northwestern's Clayton Thorson (280.7).
- McSorley's 10 passing touchdowns rank second (12th FBS) behind Iowa's Nathan Stanley (12).
- McSorley's .661 completion percentage ranks third (30th FBS) behind Purdue's David Blough and Wisconsin's Alex Hornibrook (.700).
- Responsible for 72 points, McSorley ranks second (9th FBS) just behind Ohio State's JT Barrett (74). His 18.0 per game average also ranks second (15th FBS) behind Barrett (18.5).
- McSorley is averaging 308.8 yards of total offense per game to rank second (22nd FBS) behind Michigan State's Brian Lewerke (319.0).
- McSorley's passing efficiency of 158.2 ranks fourth (26th FBS).

See National Nits on Page 10

McSORLEY CLIMBING CAREER CHARTS

- **Trace McSorley** threw his 41st career touchdown pass to move into a tie for fourth place on Penn State's career list. He is tied with Todd Blackledge, Tony Sacca and Zack Mills for the spot.
- McSorley's touchdown toss at Iowa was also the 50th touchdown responsible for, giving him sole possession of fifth place on Penn State's career list. He trails Todd Blackledge (51) for fourth.
- McSorley had 345 yards of total offense (284 passing, 61 rushing) at Iowa to give him 5,442 career total offense yards. He moved up four positions to the No. 6 slot on Penn State's career chart, passing Anthony Morelli, Chuck Fusina, Michael Robinson and Kerry Collins with his performance at Iowa.
- With 284 yards passing at Iowa, McSorley moved into ninth place on Penn State's career passing yardage chart with 4,836 yards. He moved past Todd Blackledge (4,812; 1980-82) for the position.
- At Iowa, McSorley turned in his 14th career 200-yard passing game to tie Daryll Clark for fifth place on Penn State's career chart.
- McSorley's 309 yards passing against Georgia State marked his sixth career 300-yard passing game, tying him with Matt McGloin for second place in the Penn State annals. McSorley trails only Christian Hackenberg's nine 300-yard passing games.

See Records Watch on Pages 24-26

TOSSING TOUCHDOWNS

- QB **Trace McSorley** hit WR **Juan Johnson** for the game-winning touchdown at Iowa as time expired, preserving not only an undefeated start to the season for the Nittany Lions, but extending his consecutive games with a touchdown pass streak to 19 games.
- His 10 touchdown passes on the season rank second in the Big Ten and 12 in FBS.
- McSorley is averaging 18.0 points responsible for per game to rank second in the Big Ten and rank 15th in FBS.
- McSorley threw four TD passes against Georgia State, marking the fourth time he has had at least four touchdown passes in a game and the sixth time he has had at least three touchdown passes in his career.

See National Nits on Page 10

COACHING STAFF NOTES

FRANKLIN INKS EXTENSION

- Penn State Director of Athletics Sandy Barbour announced in August that head football coach **James Franklin** has signed a contract extension. The new agreement extends Franklin's current contract to six years, keeping the 2016 *Sporting News* and Woody Hayes National Coach of the Year as the leader of the Nittany Lions through at least the 2022 season.
- During the 2016 campaign, Franklin's third in Happy Valley, he led Penn State to its first outright Big Ten Championship since 1994 and its second Big Ten divisional title. Named Penn State's 16th head football coach on January 11, 2014, Franklin has directed the Nittany Lions to three consecutive winning seasons, including an 11-3 mark and Rose Bowl berth last year.
- From Langhorne, Pennsylvania, Franklin is entering his fourth year as the leader of the Nittany Lions and his seventh as a collegiate head coach. He is among 12 active FBS head coaches (7 at Autonomy 5 schools) to lead his team to a bowl game in each of his first six years as a head coach and has posted five consecutive winning seasons. Franklin, who directed Penn State to the No. 5 CFP and No. 7 final ranking in 2016, has mentored 44 players who've matriculated to the NFL during his initial six years as a head coach.
- Franklin has guided Penn State football student-athletes to tremendous achievement in academics and community service. Included in the accomplishments are a program-record 56 squad members earning a 3.0 grade-point average or higher during the 2015 fall semester (19 on Dean's List) and more than 6,100 hours of community service during his first three years in Happy Valley. A total of 61 Nittany Lions have earned Academic All-Big Ten recognition for posting at least a 3.0 GPA and being a letterwinner during the past three years.

COACH OF THE YEAR CANDIDATE

- **James Franklin** was one of 19 selections on the Dodd Trophy watch list for the nation's top coach.
- The Dodd Trophy, college football's most coveted coaching award, celebrates the head coach of a team who enjoys success on the gridiron, while also stressing the importance of scholarship, leadership and integrity – the three pillars of legendary coach Bobby Dodd's philosophy. The award, which was established in 1976, honors the coach of a team which enjoys a successful football season, while also stressing the importance of academic excellence and character, as did coach Bobby Dodd's teams during his 22 years as head football coach of the Georgia Tech Yellow Jackets.

FAMILIAR FACES ON THE SIDELINES

- For the third time in four seasons, head coach **James Franklin** was able to keep his coaching staff intact.
- Seven out of his 10 coaches are members of his original Penn State staff, and half have been with him for seven or more consecutive years.

Coach	Yr.	Consec. Yr. w/ JF	Current Role
Brent Pry	4	8	Assoc. HC/DC/LBs
Ricky Rahne	4	8	Passing/TEs
Sean Spencer	4	8	Run Game/DL
Dwight Galt	4	8	Asst. AD/Perf. Enhancement
Josh Gattis	4	7	Asst. ST/WRs
Charles Huff	4	4	ST/RBs
Terry M. Smith	4	4	Asst. HC/CBs
Joe Moorhead	2	2	OC/QBs
Tim Banks	2	2	Co-DC/S
Matt Limegrover	2	2	OL

PENNSYLVANIA TIES

- The Penn State coaching staff is deeply rooted in Pennsylvania, with half of the 10-man coaching staff originally hailing from the Keystone state.

Central PA

- Defensive Coordinator **Brent Pry** - Altoona

Eastern PA

- Head Coach **James Franklin** - Langhorne

Western PA

- Offensive Line **Matt Limegrover** - Pittsburgh
- Offensive Coordinator **Joe Moorhead** - Pittsburgh
- Cornerbacks **Terry M. Smith** - Aliquippa

DAESEAN HAMILTON RECORD COUNTDOWN

CAREER RECEIVING YARDS

832

CAREER RECEPTIONS

7

Hamilton totaled 46 receiving yards at Iowa to bring his career total to 2,194. He is pursuing Bobby Engram for the Penn State record in the category (3,026; 1991, 93-95).

Hamilton made two receptions at Iowa to bring his total to 172. He is pursuing Deon Butler for the PSU record in the category (179; 2005-08).



GOPSUSPORTS.COM

2017

PSUNRIVALED.COM



COMMUNITY SERVICE

LIFT FOR LIFE A SUCCESS

- The 15th Annual Penn State Uplifting Athletes "Lift for Life" in July was a tremendous success. The preliminary fundraising total for the 2017 event was more than \$95,000 to benefit Uplifting Athletes and its commitment to life skills development, patient focused programs and rare disease research. The 15-year total or "Lift for Life" is now nearly \$1.3 million.
- Donations to the Penn State chapter of Uplifting Athletes and Lift for Life will remain open until Sept. 30. As of Aug. 25, the current fundraising total is \$96,549.98. Fans can track the live total or donate by visiting the chapter's fundraising site at <https://pledgeit.org/team/psu-lift-for-life-2017> or by sending a donation to Will Flaherty, Director of Player Development and Community Relations at 201 Lasch Football Building, University Park, Pa 16802.
- With the contributions from this year, nearly \$1.3 million has been raised by Penn State Uplifting Athletes since the inaugural Lift for Life was held in 2003. The inaugural event raised just under \$13,000.
- The Penn State Lift for Life featured more than 100 members of the Nittany Lion football team and was held at Holuba Hall, with approximately 2,000 fans in attendance. The exhibition featured rotations of one-on-one battles in the tire flip, sled pull, bench press and farmer's hold, followed by tug of war competitions.
- The 2017 Penn State Lift for Life included a kids clinic for the fourth year in a row, which was run by the Nittany Lion true freshmen football student-athletes. The event concluded with a team autograph session.
- Founded by Penn State Football teammates Scott Shirley, Dave Costlow and Damone Jones in 2003, Lift for Life has benefitted cancer research and the rare disease community.
- The Penn State Uplifting Athletes Chapter also announced linebacker **Jason Cabinda** and quarterback **Trace McSorley** will serve as co-presidents. The 2017 Uplifting Athletes officers are: offensive lineman **Andrew Nelson**, vice president; offensive lineman **Ryan Bates**, secretary; former offensive lineman Tom Devenney, treasurer.
- About Uplifting Athletes: A nonprofit organization founded in 2007, Uplifting Athletes inspires the rare disease community with hope through the power of sport. A rare disease is one that affects fewer than 200,000 Americans and typically lacks financial incentive to make and market new treatments. With a network of university chapters run by current college football student-athletes, Uplifting Athletes has established 22 chapters with Division I football programs across the country. Overall since its inception Uplifting Athletes has had an economic impact of more than \$400 million on the rare disease community. For more information about Uplifting Athletes, visit www.upliftingathletes.org.

LIONS BRING SMILES TO HERSHEY

- For coach **James Franklin**, part of the developmental process means at Penn State involves taking time to make a positive impact. True to Franklin's first core value - a single positive attitude duplicated by more than 100 came out in full force for an afternoon in July.
- For the fourth consecutive year, Franklin and his 105-member team boarded three buses for a trip to Hershey to visit the Penn State Children's Hospital. From dancing to coloring, games and in-room visits, the Nittany Lions brought smiles to even the weariest of faces, even if just for a moment.
- "It's a really good experience we love doing this every year," sophomore running back **Andre Robinson** said. "This is one of the cooler things that we do, getting to give back to these kids. It makes their day just for us to come and hang out for an hour or two. We're really privileged to have that opportunity to make that impact on their lives."
- For the staff and team, seeing pure delight stretch across the faces of so many is a yearly highlight. "There are people who have had much more challenging upbringings than me, but there were people who really made a difference for me and for my family, who went above and beyond and didn't have to, and I realized what's it has done for me," Franklin said.

HISTORIC HALF

- QB **Trace McSorley's** 258 yards passing in the first half against Georgia State was a Penn State record for a first half. The previous record was 254 by Daryll Clark vs. Akron in 2009.
- McSorley threw an 85-yard touchdown pass to Saquon Barkley in the frame to become the first Nittany Lion quarterback with two career 80-plus passing yard plays to his credit.

QUARTERBACKS DOING IT ALL

- QB **Tommy Stevens** has four receptions on the season for 27 yards, and he caught his first career touchdown pass in the first quarter against Georgia State, while lined up as a running back.
- Stevens also threw his first career touchdown pass in the third quarter, a 35-yard pass to **Saeed Blacknall** in the third quarter.
- Stevens is the first Nittany Lion to have a touchdown pass and reception in the same game since Christian Hackenberg did it against Illinois in 2015.
- Against Georgia State, **Trace McSorley** had his ninth career game with both a touchdown pass and rush and his second of the season.
- McSorley's 36-yard rush in the opening stanza against Pitt was the longest of his career. His previous long rush was a 26-yard scamper against Minnesota in 2016.

HIGH SCHOOL TO COLLEGE

- The tandem of QB **Trace McSorley** and WR **Brandon Polk** is one of 13 QB/WR combinations from the same high school active on the same team in FBS. Both attended Briar Woods High School in Ashburn, Virginia.
- Polk has four receptions from McSorley, catching two passes last season in an injury shortened redshirt year and two in 2017.
- The duo teamed up for their first collegiate touchdown, as Polk caught a 15-yard TD from McSorley against Georgia State.
- In 2013, McSorley and Polk teamed up to lead the Falcons to the Virginia 5A State Championship game. The duo totaled 635 yards receiving and eight touchdowns.

VETERAN O-LINE

- The Lions returned 87 starts on the offensive line, which ranks 19th overall and third in the B1G, per Phil Steele.
- The unit has cleared the way for more than 500 yards of total offense in three of the first four games.
- It ranks sixth in the Big Ten with 1.5 sacks per game allowed.
- **Brendan Mahon** was graded out as a member of Pro Football Focus' Big Ten Team of the Week for Week 1. **See Season Honors on Page 11**
- Mahon leads all offensive linemen with 32 career starts at guard and tackle, while **Andrew Nelson** has 28 starts at guard and tackle.
- The other Nittany Lions with starting experience in the trenches are: sophomores **Ryan Bates** (18), **Connor McGovern** (13) and **Steven Gonzalez** (7), as well as junior **Chasz Wright** (8). **See Career Starts on Page 59**

JOHNSON BREAKING OUT

- WR **Juwan Johnson** was the hero at Iowa pulling in his first career touchdown catch as time expired to give Penn State a thrilling 21-19 victory.
- Johnson had career highs with seven catches and 92 yards in the Iowa game. His previous personal mark was four receptions for 84 yards against Akron in the season opener.

HAMILTON HAULING IT IN

- WR **DaeSean Hamilton** is poised to become one of Penn State's all-time leading receivers.
- Hamilton had two catches at Iowa, giving him 172 for his career. He is in sole possession of third place in the category at Penn State and trails Allen Robinson (177 catches) for second place.
- Hamilton has 2,194 receiving yards for his career, which ranks him sixth at Penn State. He trails Derek Moyer (2,395 receiving yards) for fifth place.
- Hamilton is the ninth player in program history with 2,000 career receiving yards.

EVERY GAME GESICKI

- TE **Mike Gesicki** became Penn State's all-time tight end receptions leader with five receptions at Iowa to total 89 for his career. He broke the record of 87 set by Andrew Quarless (2006-09).
- Gesicki holds the team's longest active receptions streak at 18 games, dating to the 2016 season opener.
- Gesicki has four or more catches in 10 of his last 16 games.
- Gesicki entered 2017 with six career touchdowns over three seasons, but caught a career-high two in each of the first two games this season to move within one of the Penn State record for career touchdown catches by a tight end - 11 by Jesse James and within one of equaling the season record in the same category again. Gesicki tied the record of five shared by James and two others last season.
- His four total touchdowns rank fourth in the Big Ten.
- Gesicki's 25 receiving yards at Iowa give him 1,066 for his career to move into 22nd all-time at Penn State. He is the 25th player to have more than 1,000 career receiving yards at Penn State.
- After a breakout season in 2016, Gesicki, picked up where he left off with a career day in the season opener Gesicki had a career-high six catches against Akron. His previous high was five on four occasions, the last against Rutgers in 2016.

TOP CATCHING DUOS

- **DaeSean Hamilton** (172) and **Mike Gesicki** (89) rank 10th in FBS and tops in the Big Ten among active receiving duos with 261 combined catches.
- Hamilton is seven receptions shy of Penn State's all-time receptions record, while Gesicki owns Penn State's tight end receptions record.

BARKLEY B1G CO-OFFENSIVE & ROSE BOWL POTW AFTER OPENER

- **Saquon Barkley** claimed co-Big Ten Offensive Player of the Week after his performance against Akron. He shared the honor with Ohio State's J.T. Barrett.
- He was also named the Rose Bowl Player of the Week.
- Barkley had a Big Ten-leading 246 all-purpose yards on 18 touches against the Zips. The junior rushed for 172 yards on 14 carries (12.3 ypc) with two touchdowns and added three receptions for 54 yards (18.0 ypr). He also returned one kickoff for 20 yards.
- Among Barkley's highlight reel efforts on Saturday was an 80-yard rush in the second quarter, which was the second-longest of his career and tied for the 10th-best rush in program history. **See Season Honors on Page 11**



DEFENSE NOTES

LIMITED ACCESS

- Penn State ranks second only to Minnesota (8.0) in scoring defense Penn State at 8.3.
- Penn State has allowed 17.1 points per game fewer through four weeks in 2017 than it did in 2016 (25.4).
- Penn State owns a pair of shutout victories and has not allowed more than 19 points in a game.
- Penn State has been particularly strong at the start of games, ranking as one of two teams yet to give up a first quarter point (Southern Miss), according to *Coaches by the Numbers*.
- Additionally, Penn State ranks first in FBS in first half scoring defense, allowing 2.5 points per game, 10th in second quarter scoring (2.5 avg) and 13th in second half scoring (5.75 avg).
- Iowa did not cross the 50-yard line on offense against Penn State in the first half.
- Penn State has now recorded two shutouts in a single season for the first time since notching two in 2007 (59-0 over FIU; 31-0 vs. Indiana).
- The 14 points allowed by Penn State in the first three are the fewest in any three-game stretch since allowing 13 in a three-game stretch in the middle of the 2009 season (52-3 vs. Eastern Illinois; 20-0 vs. Minnesota; 35-10 at Michigan).
- The 14 points allowed by PSU in the first three games were the fewest allowed in the opening three games of the season since giving up only 14 points in the first four games of the 1996 season (24-7 vs. USC; 24-7 vs. Louisville; 49-0 vs. Northern Illinois; 41-0 vs. Temple).
- The fourth-quarter touchdown allowed by the Nittany Lions to Pitt was the first touchdown given up by Penn State this season (seven quarters with no touchdowns).
- Not only were Akron and Georgia State held out of the end zone, Penn State kept the Zips out of the red zone and Georgia State crossed the 20 just once.
- The shutout by Penn State of Akron marked the first shutout by the Nittany Lions in a season opener since a 59-0 win against FIU in 2007. The shutout was the first at home for Penn State since a 39-0 shutout of Illinois in 2015.
- This is the third-straight year that PSU has shut out an opponent (39-0 vs. Illinois in 2015; 39-0 at Rutgers in 2016; 52-0 vs. Akron in 2017). It is the longest such streak since a three-year stretch from 1989-91 (17-0 at Rutgers in 1989; 28-0 vs. Rutgers and 9-0 at Alabama in 1990; and 81-0 vs. Cincinnati in 1991).

See *National Nits* on Page 10

STOPS BEHIND THE LINE

- Penn State has assumed a familiar position in the NCAA statistical rankings, leading FBS in tackles for loss with an average of 10.3.
- Penn State totaled 14 TFLs against Akron in the season opener, the most by Penn State since recording 15 at Temple in 2015, and followed with nine against Pitt, 11 against Georgia State and seven at Iowa.
- DE **Shareef Miller** ranks third in the Big Ten and 25th in FBS with 1.5 TFLs per game.
- A total of 25 different Nittany Lions have at least assisted on a stop in the back field.
- Penn State finished 2016 tied for seventh in FBS and second in the Big Ten with 8.1 TFLs per game.
- Penn State finished 2015 sixth overall and tops in the Big Ten with 8.2 tackles for loss per game.
- Penn State finished 2014 20th overall and second in the Big Ten with 7.1 tackles for loss per game.

See *National Nits* on Page 10

HELPING THEMSELVES

- Penn State registered its second safety of the season at Iowa, this time via a **Shareef Miller** takedown in the end zone of Akron Wadley in the second quarter.
- The safety proved crucial in the outcome of the game, as Penn State won by two points (21-19).
- This is the first time since 2004 that the Nittany Lions had two safeties in a season.
- **Marcus Allen** recorded a safety against Pitt. It was the first Penn State safety since Devon Still notched a sack in the end zone at Minnesota in 2010. Allen was named the Lott IMPACT Trophy and a Paycom Jim Thorpe Award Player of the Week.

COMFORTABLE TURNOVER MARGIN

- Penn State's plus-six turnover margin leads the Big Ten and ranks eighth in FBS.
- A forced fumble by **Marcus Allen** at Iowa led to Penn State's only touchdown drive before its final drive of the game.
- The five turnovers forced by Penn State against Georgia State were the most forced by the Nittany Lions since forcing five turnovers (all fumbles) at Indiana last season.
- The 35 points off turnovers in a game by Penn State are the most since scoring 37 points off of seven turnovers vs. Louisiana Tech in 2000. Penn State won 67-7.

SACK MASTERS

- The Penn State defense is continuing to find the quarterback, averaging 3.00 sacks to rank 18th in FBS and second in the Big Ten.
- Penn State has brought a balanced pass rush as 13 different Nittany Lions have at least assisted on a sack. DE **Shareef Miller** is the team leader by virtue of his career-high two sacks against Pitt.
- The five sacks recorded by the Nittany Lions against Pitt are the most since Penn State had six last season vs. Ohio State.
- With 46 sacks in 2015 and 40 sacks last season, Penn State posted back-to-back 40-sack seasons for the first time since it posted three-consecutive 40-sack seasons in 2005 (41), 2006 (40) and 2007 (46).
- In 2015, led by a record 15.5 sacks by Carl Nassib, Penn State posted 46 sacks.

See *National Nits* on Page 10

AIR DEFENSE

- With six interceptions, Penn State leads the Big Ten and is tied for 10th in FBS.
- Penn State recorded three interceptions against Georgia State for its most since grabbing three at Maryland in 2015.
- CB **Grant Haley** intercepted a pass each in back-to-back games against Pitt and Georgia State, with both leading to touchdown drives. His 0.5 interceptions per game ranks third in the Big Ten lead and 24th in FBS.
- Haley is the first PSU player with interceptions in back-to-back games since Anthony Zettel in 2014 (at Michigan and vs. Ohio State).
- S **Marcus Allen** and CB **Tariq Castro-Fields** both tallied their first career interceptions in the win over Georgia State. Allen returned his pick 50 yards.
- Penn State picked off two passes against Pitt. Haley intercepted a first-quarter pass at the 50 and returned it 42 yards to the Pitt 8, setting up a one play touchdown drive, while S **Troy Apke** intercepted a pass in the second quarter. Ironically enough, both DBs had parents that attended Pitt.
- Haley's 42-yard interception return was a career long, besting his 30-yard return vs. Temple in 2014.
- CB **Amani Oruwariye** grabbed the second interception of his career in the first quarter of the season opener against Akron. His first career interception came in last year's season opener against Kent State.
- In addition to the two interceptions against Pitt, Penn State broke up seven passes, its most since breaking up nine last season against Indiana.
- CB **Christian Campbell** leads the team with 1.5 pass breakups per game, which also ranks fourth in the Big Ten and 20th in FBS. He has recorded a pass breakup in his last five consecutive games.

See *National Nits* on Page 10

TACKLE LEADER

- With five tackles against Iowa, **Marcus Allen** moved into a tie for 10th place on Penn State's career tackles chart with Brandon Short (273).
- Allen's 24 tackles lead the team.
- At Iowa, Allen had a career-high two tackles for loss. His previous was 1.5 on three occasions with the last coming at Indiana in 2016.

See *Records Watch* on Pages 24-26

GENERATIONS OF GREATNESS



The Penn State football team will turn back the clock for a special "Generations of Greatness" game against Indiana Sept. 30 in Beaver Stadium. Elements of the game against the Hoosiers will take fans back in time, while the Nittany Lions will don uniforms with designs elements from uniforms past.

Game Day Elements

- Videoboard – The Beaver Stadium scoreboards in the North and South end zone will be a flipboard display from the 1950s.
- Music – The in-game music will be a variety of hits from the 1950s to today.
- Cheer and Dance Teams – The Penn State cheerleaders and Lionettes will wear historic outfits.
- Honorary Captains – The coin toss is slated to have honorary captains to represent the 1950s to today.
- Blue Band – The Blue Band will perform music throughout the game from 1950s to today.

Uniform Elements

- Numbers on Helmets – The Nittany Lions had the number on the side of their helmet from 1959-61 and then again from 1967-74. A No. 42 also appeared on the side of every Penn State helmet in the season finale against Wisconsin in 2012 to honor injured senior Michael Mauti.
- Block Uniform Numbers – The block uniform numbers are similar to those uniform numbers that donned the Blue & White from mid-1950s-66.
- White Stripe on Sleeve – Penn State's uniform had a white stripe on the sleeve several times, including 1957-66, 1982-89 and 1992-2011.
- Stripe on the Pants – The Nittany Lions had a blue stripe on their pants from 1952-68.
- Striped Socks – The striped sock pays tribute to those worn on game days from 1970-72.
- Gray Facemask – The gray facemask was donned by the Nittany Lions from 1959-86.
- White Cleats – The white cleats were worn by the Nittany Lions in the 1979 Sugar Bowl.
- Gloves – The gloves for the Indiana game will feature the Lion Shrine on the palm of the hands.
- Lion Shrine – The image of Lion Shrine appears on the "home plate" of the front of the jersey. It is an original element of the "Generations of Greatness" uniform to pay homage to the Lion Shrine that was a gift from the Class of 1940.
- Back Inside Collar – The back inside collar of the jersey reads "Penn State 1959" in recognition of the first Liberty Bowl game, played in Philadelphia. Penn State defeated Alabama, 7-0.



HOME SUCCESS

HOME WINNING STREAKS

1.	29	1919-24
2.	24	1899-1906
3.	21	1970-74 ^
4.	18	1889-99
5.	17	1939-43
6.	15	1967-70 ^
	15	1915-17
8.	14	1990-92 ^
	14	1985-87 ^
10.	13	1910-12
11.	12	1997-99 ^*
	12	1977-79 ^
13.	11	2007-09 ^*
	11	2004-06 ^*
14.	10	1993-95 ^*
	10	1961-63 ^
	10	1908-10
15.	9	2016-present ^*

HOME UNBEATEN STREAKS

1.	49	1889-1907 (two ties)
2.	24	1908-13 (one tie)
3.	22	1939-44 (one tie)
4.	10	1946-48 (one tie)
	10	1925-26 (one tie)

^ - Beaver Stadium
* - Big Ten Era

SPECIAL TEAMS NOTES

BLOCK THAT KICK

- Penn State has a knack as of recent for coming up with big field goal blocks.
- **Troy Apke** blocked a 36-yard field goal in the fourth quarter at Iowa, and Penn State went on to win by two points.
- A field goal block against No. 2 Ohio State in 2016 that was returned for touchdown gave Penn State a victory that propelled it to a Big Ten Championship.

KICK RETURN GAME SUCCESS

- **Saquon Barkley** ranks sixth in the Big Ten averaging 22.9 yards per kickoff return.
 - Barkley had a career-long 37-yard kickoff return on the opening kick against Georgia State, bettering a 33-yard return against USC in the 2017 Rose Bowl.
- See National Nits on Page 10**

PUNT AT YOUR OWN PERIL

- Penn State is averaging 16.9 yards per punt return to rank 12th in FBS and second in the Big Ten.
 - Punt returner **DeAndre Thompkins** ranks second in the Big Ten and ranks 10th in the nation with an average of 18.7 yards per return.
 - Thompkins 61-yard punt return for a touchdown against Akron was the first by Penn State since Derrick Williams had a 63-yard return in 2008 at Wisconsin. It was also the first by the Nittany Lions in Beaver Stadium since Williams returned a punt 78 yards for a score against Notre Dame in 2007.
 - Thompkins averaged 31.8 yards on four returns vs. the Zips, which is a school record. The previous record was 31.7 yards per return by Derrick Williams vs. Temple in 2006.
- See National Nits on Page 10**

MIGHT AS WELL PUNT

- Penn State's punt return defense has netted an average of 1.00 yards allowed, good enough to rank second in the Big Ten and 17th in FBS.
 - P **Blake Gillikin's** 43.6-yard punting average ranks fifth in the Big Ten and 35th in FBS.
 - Gillikin placed three punts inside the 10-yard line at Iowa, which ties a career high.
 - Gillikin has recorded 13 career punts inside the 10. He is on pace for a single-season high with six this season after posting seven in 2016.
 - Gillikin had a career-best four punts inside the 20-yard line against Pitt.
 - Gillikin had a 52-yard punt in the fourth quarter at Iowa, which was his 13th career 50-yard punt.
- See National Nits on Page 10**

DAVIS KICKING IT

- K **Tyler Davis** has converted all 20 of his extra point attempts this season to rank in a tie for ninth nationally while leading the Big Ten.
- Davis has made the most point after attempts without a miss in Penn State history, successfully converting 93 straight so far. Only two others, Herb Menhardt (54-for-54; 1978-80) and Collin Wagner (83-for-83; 2007-10), have had perfect percentages (minimum 50 attempts).
- Davis is Penn State's career record holder for field goal accuracy. Davis has converted 36-of-40 field goal attempts for an 85.0 percent success rate. Nick Gancitano (1981-83) was the previous record holder with a 77.6 percent success rate (38-of-49).
- Davis ranks 12th all-time at Penn State with 34 field goals made. He trails Chris Bahr (35) for 11th.
- Davis booted a career-long 47-yard field goal in the third quarter against Akron. His previous best was a 42-yard kick against Illinois in 2015.
- Davis is handling kickoff duties full-time this season for the first time in his career.
- Last season, Davis was recognized as the NCAA's most accurate kicker, as he was named the winner of the 2016 Vlade Award presented by The Touchdown Club of Columbus. Davis was perfect on 62 PAT attempts and accurate on 91.7 percent (22-of-24) of field goal tries, with both of his failed conversions coming on blocks.

SEASON NOTES

PENN STATE IN 25TH BIG TEN SEASON

- After 106 years as an independent in football, Penn State began play in the Big Ten Conference in 1993 and is playing its 25th season in the conference.
- The Nittany Lions were Big Ten Champions in 1994 and 2016 and shared the title in 2005 and 2008. Penn State has played in the Rose Bowl three times as a member of the Big Ten, beating Oregon to win the 1995 Rose Bowl and playing USC in the 2009 and 2017 Rose Bowls.

WINNING WAYS

- Penn State is one of eight FBS teams to have posted winning records each of the last 12 years (Wisconsin, Virginia Tech, Boise State, Oklahoma, USC, Florida State, LSU).
- Penn State's nine-game winning streak last season was its longest overall since doing the same in 2008. Penn State has not won 10-straight games in a single-season since going 12-0 in 1994.
- Before 2016, the 2009 season marked the last time Penn State earned double-digit wins in a single season.
- The Lions posted their 16th 11-win season overall last year. It marked the sixth time in the Big Ten era that Penn State had reached at least 11 wins:

11-Plus Win Seasons (Big Ten era)

1994	12-0
1996	11-2
2005	11-1
2008	11-2
2009	11-2
2016	11-3

BIG ANNOUNCES 2020 & 2021 SCHEDULES

- Penn State hosts five conference games in 2020 and four in 2021.
 - The 2020 Big Ten schedule opens Sept. 26 against Northwestern, followed by a road trip to Michigan Oct. 3. Following a bye week, the Nittany Lions host Iowa (Oct. 17) and Ohio State (Oct. 24) in back-to-back weeks before hitting the road for a pair of games at Indiana (Oct. 31) and Nebraska (Nov. 7). Rounding out the 2020 Big Ten slate are home games against Michigan State (Nov. 14) and Maryland (Nov. 21) with the regular-season finale at Rutgers (Nov. 28).
 - In 2021, Penn State plays its first two conference games on the road at Wisconsin (Sept. 4) and Iowa (Oct. 9). The Nittany Lions return to Beaver Stadium to meet Illinois (Oct. 16) before a trip to Michigan State (Oct. 23). The remaining conference home games feature Indiana (Oct. 30), Michigan (Nov. 13) and the regular-season finale against Rutgers (Nov. 27), while the remaining conference road schedule includes trips to Maryland (Nov. 6) and Ohio State (Nov. 20).
 - Previously, Penn State announced non-conference matchups at Virginia Tech (Sept. 12, 2020) and vs. Ball State (Sept. 11, 2021) and Auburn (Sept. 18, 2012).
- See Future Schedules on Page 17**

BIG OPENERS OVER THE YEARS

- Penn State owns a 12-13 record in Big Ten opening contests after defeating Iowa.
- Penn State earned its first win over Iowa in a Big Ten opener. Iowa had won the three previous conference opening meetings between the teams (42-35 OT, 2002; 21-10, 2009; 24-3, 2010). The 2002 and 2010 openers were hosted by Penn State, while the 2009 and 2017 games was hosted by Iowa.
- Penn State opened their Big Ten season on the road for the 16th time in its 25 seasons in the league. The Nittany Lions are 8-8 on the road.
- Iowa and Wisconsin are Penn State's most frequent conference-opening game with four meetings each. The Nittany Lions have also played Illinois (3), Indiana (3), Minnesota (3), Northwestern (1), Ohio State (3), Michigan (2) and Rutgers (2) in Big Ten openers.
- Penn State is scheduled to open the 2018 Big Ten season at Illinois

PACKING THE STADIUM

TOP 10 BEAVER STADIUM CROWDS

Rk.	Attend.	Date	Result
1.	110,753	Sept. 14, 2002	Penn State 40, Nebraska 7
2.	110,134	Oct. 27, 2007	Ohio State 37, Penn State 17
3.	110,078	Sept. 8, 2007	Penn State 31, Notre Dame 10
4.	110,033	Nov. 7, 2009	Ohio State 24, Penn State 7
5.	110,017	Oct. 18, 2008	Penn State 46, Michigan 17
6.	110,007	Oct. 14, 2006	Michigan 17, Penn State 10
7.	109,898	Sept. 9, 2017	Penn State 33, Pitt 14
8.	109,865	Nov. 5, 2005	Penn State 35, Wisconsin 14
9.	109,845	Nov. 22, 2008	Penn State 49, Michigan State 18
10.	109,839	Oct. 8, 2005	Penn State 17, Ohio State 10

LARGEST CROWDS TO WATCH PENN STATE

Rk.	Attend.	Date	Opponent, Stadium
1.	113,085	Oct. 11, 2014	Michigan, Michigan Stadium
2.	111,502	Oct. 12, 2002	Michigan, Michigan Stadium
3.	111,310	Sept. 22, 2007	Michigan, Michigan Stadium
4.	111,249	Oct. 15, 2005	Michigan, Michigan Stadium
5.	111,019	Nov. 7, 1998	Michigan, Michigan Stadium
6.	110,803	Nov. 11, 2000	Michigan, Michigan Stadium
7.	110,753	Sept. 14, 2002	Nebraska, Beaver Stadium
8.	110,377	Oct. 24, 2009	Michigan, Michigan Stadium
9.	110,319	Sept. 24, 2016	Michigan, Michigan Stadium
10.	110,134	Oct. 27, 2007	Ohio State, Beaver Stadium
11.	110,078	Sept. 8, 2007	Notre Dame, Beaver Stadium
12.	110,033	Nov. 7, 2009	Ohio State, Beaver Stadium
13.	110,017	Oct. 18, 2008	Michigan, Beaver Stadium
14.	110,007	Oct. 14, 2006	Michigan, Beaver Stadium
15.	109,898	Sept. 9, 2017	Pitt, Beaver Stadium

BEAVER STADIUM ATTENDANCE RECORDS

Capacity	Record	Date	Result
46,284	50,144	Nov. 21, 1964	Penn State 28, Pittsburgh 0
48,284	52,713	Oct. 11, 1969	Penn State 20, West Virginia 0
57,723	61,325	Sept. 13, 1975	Penn State 34, Stanford 14
60,203	62,554	Sept. 17, 1977	Penn State 31, Houston 14
76,639	78,019	Nov. 4, 1978	Penn State 27, Maryland 3
83,370	86,309	Oct. 22, 1983	Penn State 41, West Virginia 23
93,967	97,498	Nov. 9, 1997	Michigan 34, Penn State 8
107,282	110,753	Sept. 14, 2002	Penn State 40, Nebraska 7
106,572	109,898	Sept. 9, 2017	Penn State 33, Pitt 14



LIONS UNDER THE LIGHTS

- The 2017 season marks the 17th straight with at least one regular season night game on the schedule, and the 10th since 2000 with multiple night games in the same season.
- After defeating Iowa in a primetime thriller, Penn State has won its last six night games, dating back to a 4-0 mark last season, and six of their last seven dating back to 2015.
- Penn State is played consecutive night games for the first time since 2014 (at Michigan; vs. Ohio State) after battling Georgia State and Iowa under the lights in consecutive weeks.
- Penn State has the potential to play more primetime regular season games this season as four of the nine remaining game times are to be determined.
- Penn State is 48-29 at night all-time. The figure breaks down to 13-10 at home, 22-12 on the road and 13-7 in neutral site games. Penn State is 1-1 at regular season neutral sites, 11-6 in bowl games and 1-0 in conference championship games.
- The Georgia State game was the Nittany Lions first non-conference matchup under the lights since hosting UCF Sept. 14, 2013.
- The Lions' night games since 2000 include: Iowa and Georgia State (2017); Ohio State, Iowa, Rutgers and Wisconsin (2016); Ohio State and Rutgers (2015); Boston College (Pinstripe Bowl), Ohio State, Michigan and Rutgers (2014); Ohio State, Michigan and UCF (2013); Iowa and Ohio State (2012); Northwestern (2011); Alabama, Iowa and Michigan (2010); Iowa (2009); Illinois, Wisconsin and Ohio State (2008); Notre Dame, Ohio State and Texas A&M (2007); Michigan (2006); Illinois, Ohio State and Florida State (2005); Minnesota and Boston College (2004); Nebraska (2002 and '03), Miami (Fla.) (2001) and Indiana (2000).
- On Oct. 12, 2013, the Nittany Lions claimed the longest game in Big Ten history when they edged Michigan under the lights, 43-40, in front of a sellout Beaver Stadium crowd of 107,844 on Homecoming.

TAKING ON THE NEIGHBORS

- For the fourth consecutive year, Penn State is playing at least four FBS teams that are within a 250-mile drive (based on Google Maps from stadium to stadium).
- Penn State went 4-1 against its neighbors last season and is off to a 2-0 start this season with season-opening wins over Akron and Pitt.
- The only nearby FBS team Penn State has not played since 2012 is West Virginia, but the Mountaineers are on Penn State's schedule in 2023 and 2024.
- The last time Penn State did not play any of its nearest neighbors was 2005.
- Since joining the Big Ten in 1993, Penn State is 42-4 against FBS teams within 250 miles.
- All-time, Penn State is 288-111-17 against its current FBS regional foes.
- Penn State will play four nearby teams in each of the next two seasons.

Distance	Team	Last Played	Result
139 Miles	Pittsburgh	Sept. 9, 2017	W, 33-14
181 Miles	West Virginia	Oct. 24, 1992	W, 40-26
198 Miles	Temple	Sept. 17, 2016	W, 34-27
198 Miles	Navy	Sept. 15, 2012	W, 34-7
199 Miles	Maryland	Oct. 8, 2016	W, 38-14
204 Miles	Buffalo	Sept. 12, 2015	W, 27-14
205 Miles	Kent State	Sept. 4, 2016	W, 33-13
215 Miles	Akron	Sept. 2, 2017	W, 52-0
224 Miles	Rutgers	Nov. 19, 2016	W, 39-0
230 Miles	Syracuse	Aug. 31, 2013	W, 23-17
250 Miles	Army	Oct. 3, 2015	W, 20-14

Bold italics indicates 2017 opponent

RUTGERS IS HOMECOMING FOE

- When the alumni return to Happy Valley for the 2017 Homecoming game, the Penn State faithful will cheer their Nittany Lions against Rutgers.
- The Scarlet Knights will provide the opponent for the 2017 Homecoming contest on Nov. 11 at noon.
- This is the third time that Penn State will meet Rutgers in a Homecoming game. The Nittany Lions defeated the Scarlet Knights in 1987 (35-21) and 1991 (37-17) in Homecoming contests.
- Penn State owns a 70-22-5 record all-time on Homecoming, including wins in 10 of its last 12 games.

SEATS FOR SERVICEMEMBERS

- Active duty, guard and reserve military, veterans, and fallen and Gold Star families able to apply online for complimentary-donated tickets to the Penn State-Rutgers game on Saturday, Nov. 11 as part of the Seats for Servicemembers program at Penn State's Military Appreciation Week.
- In its sixth year, the program honors the commitment and sacrifices of veterans, families and loved ones by providing tickets at no cost to active and retired Servicemembers, as well as a complimentary pregame tailgate at the Bryce Jordan Center. Penn State supporters, alumni, and business donations have graciously made this possible.
- Thanks to the generosity of Penn State supporters, tickets are now available for military members and veterans, their families and loved ones to request on a first-come, first-served basis to the Nov. 11 game.
- All active duty, Guard and Reserve military, veterans, and Fallen and Gold Star families are eligible to redeem one complimentary ticket for themselves and up to three additional complimentary seats for immediate family members. Additionally, all qualifying individuals are eligible to request up to five additional tickets for a discounted rate of just \$35 per person. There will be 7,500 tickets available to be distributed -- all sign-ups are simply requests until confirmed via email by Penn State Athletics.
- There will be a number of events occurring throughout the week, as part of Penn State's Military Appreciation Week, kicked off by the home football game against Rutgers. On Sunday, November 12, Penn State men's basketball and Lady Lion basketball will be honoring Servicemembers throughout their doubleheader. The Lady Lions take on Drexel, while men's basketball is slated to play Farleigh Dickinson. Military can request a \$10 ticket per person, which includes admission into both games! Game times are TBD.
- Supporters can still purchase Seats for Servicemembers tickets that will be distributed to military by visiting GoPSUsports.com/militaryappreciation or by calling 1-800-NITTANY, Monday -- Friday between 8 a.m. and 5 p.m. Tickets for the Seats for Servicemembers program are only \$35 per Servicemember.
- Active duty, guard and reserve military, veterans, and fallen and Gold Star families who already have game tickets for the Nov. 11 game against Rutgers, they are encouraged to attend the pre-game tailgate at the Bryce Jordan Center. The event will require a ticket for admission, please call 1-800-NITTANY to request one.

PRESEASON ALL-AMERICANS

- RB **Saquon Barkley** and TE **Mike Gesicki** were both selected to the Preseason Associated Press All-America team.
- Barkley is also a preseason first-team All-American for ESPN, *USA Today*, *Sporting News*, *Lindy's*, *Street & Smith* and *Athlon Sports*. Additionally, he was named the #5 player in FBS by SI.com and earned the #1 spot on Sports Illustrated's "Feldman's Freaks" list heading into the 2017 campaign.
- Gesicki was also a preseason All-American according to *Athlon*, *Street & Smith's*, *Lindy's* and *Sporting News*.
- Additionally, S **Marcus Allen** drew first-team preseason All-America recognition from *Sporting News* and third team honors from *Athlon Sports* and Pro Football Focus.

See Preseason Honors on Page 18

FUTURE SCHEDULES

2018 Schedule

Sept. 1	APPALACHIAN STATE
Sept. 8	at Pittsburgh
Sept. 15	KENT STATE
Sept. 22	at Illinois *
Sept. 29	OHIO STATE *
Oct. 13	MICHIGAN STATE *
Oct. 20	at Indiana *
Oct. 27	IOWA *
Nov. 3	at Michigan *
Nov. 10	WISCONSIN *
Nov. 17	at Rutgers *
Nov. 24	MARYLAND *

2019 Schedule

Aug. 31	IDAHO
Sept. 7	BUFFALO
Sept. 14	PITTSBURGH
Sept. 28	at Maryland*
Oct. 5	PURDUE*
Oct. 12	at Iowa*
Oct. 19	MICHIGAN*
Oct. 26	at Michigan State*
Nov. 9	at Minnesota*
Nov. 16	INDIANA*
Nov. 23	at Ohio State*
Nov. 30	RUTGERS*

2020 Schedule

Sept. 12	at Virginia Tech
Sept. 26	Northwestern *
Oct. 3	at Michigan *
Oct. 17	Iowa *
Oct. 24	Ohio State *
Oct. 31	at Indiana *
Nov. 7	at Nebraska *
Nov. 14	Michigan State *
Nov. 21	Maryland *
Nov. 28	at Rutgers *

Two non-conference games to be scheduled

2021 Schedule

Sept. 4	at Wisconsin *
Sept. 11	Ball State
Sept. 18	Auburn
Oct. 9	at Iowa *
Oct. 16	Illinois *
Oct. 23	at Michigan State *
Oct. 30	Indiana *
Nov. 6	at Maryland *
Nov. 13	Michigan *
Nov. 20	at Ohio State *
Nov. 27	Rutgers *

One non-conference game to be scheduled

Future Non-Conference Games

Sept. 17, 2022	at Auburn
Sept. 7, 2023	WEST VIRGINIA
Aug. 31, 2024	at West Virginia
Sept. 6, 2025	VIRGINIA TECH



PRESEASON HONORS

MARCUS ALLEN, SAFETY

Watch Lists

Bednarik Award (Defensive Player of the Year)

Jim Thorpe Award (Top DB)

Lott IMPACT Trophy (Top defensive player on and off the field)

Nagurski Trophy (Defensive Player of the Year)

All-America

Athlon Sports Preseason All-America Third Team

Pro Football Focus Preseason All-America Third Team

Sporting News Preseason All-America First Team

SAQUON BARKLEY, RUNNING BACK

Big Ten Preseason Honors

Watch Lists

Doak Walker Award (Top RB)

Maxwell Award (National Player of the Year)

Walter Camp Award (National Player of the Year)

All-America

Associated Press Preseason All-America First Team

Athlon Sports Preseason All-America First Team

Bleacher Report Preseason All-America

ESPN Preseason All-America

Lindy's Preseason All-America First Team

Pro Football Focus Preseason All-America First Team

Sporting News Preseason All-America First Team

Sports Illustrated Preseason All-America First Team

Sports Illustrated No. 5 FBS Player

Sports Illustrated "Feldman Freaks" No. 1

Street & Smith's Preseason All-America First Team

USA Today Preseason All-America First Team

JASON CABINDA, LINEBACKER

Bednarik Award (Defensive Player of the Year)

Butkus Award (Top LB)

Lott IMPACT Trophy (Top defensive player on and off the field)

Nagurski Trophy (Defensive Player of the Year)

TYLER DAVIS, KICKER

Lou Groza Award Watch List (Top PK)

Sporting News Preseason All-America Second Team

JAMES FRANKLIN, HEAD COACH

Bobby Dodd Trophy Watch List (Top Coach)

MIKE GESICKI, TIGHT END

Mackey Award Watch List (Top TE)

Associated Press Preseason All-America First Team

Athlon Sports Preseason All-America Second Team

Lindy's Preseason All-America First Team

Sporting News Preseason All-America First Team

Sports Illustrated Preseason All-America Second Team

Street & Smith's Preseason All-America First Team

USA Today Preseason All-America First Team

BLAKE GILLIKIN, PUNTER

Ray Guy Award Watch List (Top P)

TRACE McSORLEY, QUARTERBACK

Big Ten Preseason Honors

Davey O'Brien Award (Top QB)

Johnny Unitas Golden Arm Award (Top QB on and off field)

Manning Award (Top QB, including bowl game)

Maxwell Award (National Player of the Year)

Walter Camp Award (National Player of the Year)

Wuerffel Trophy (Community Service)

BRANDON SMITH, LINEBACKER

Allstate AFCA Good Works Team Nominee

BIG TEN PRESEASON HONORS

- RB **Saquon Barkley** and QB **Trace McSorley** are among the 10 players (five from the East Division) named to the Big Ten preseason honors list, as selected by the conference's media members.
- Barkley led the Big Ten and was fifth in the FBS in total touchdowns (22) and was tops in the conference and 21st nationally in all-purpose yards (140.86 ypg). The junior back was second in the conference and 24th nationally with 106.9 rushing yards per game.
- McSorley was also a second-team All-Big Ten choice by the conference's coaches and media, while also being named the Big Ten's Breakout Player of the Year by Athlon Sports and the Maxwell Football Club's Bryan Westbrook Tri-State Player of the Year. He earned the Grange-Griffin Most Valuable Player award as MVP of the Big Ten Championship game after throwing for a Big Ten Championship game-record 384 yards and four touchdowns.

BIG TEN PRESEASON HONOREES

EAST DIVISION

Tegray Scales, Sr., LB, IND

J.T. Barrett, Sr., QB, OSU

Tyquan Lewis, Sr., DE, OSU

Saquon Barkley, Jr., RB, PSU

Trace McSorley, Sr., QB, PSU

WEST DIVISION

Josey Jewell, Sr., LB, IOWA

Goodwin Igwebuike, Sr., S, NU

Justin Jackson, Sr., RB, NU

Jack Cichy, Sr., LB, WIS

Troy Fumagalli, Sr., TE, WIS

See Preseason Honors on Page 18

PENN STATE NUMBER CHANGES

- Three Nittany Lions are wearing new numbers in 2017, including **Cam Brown** (6), **Steven Gonzalez** (74) and **Shaka Toney** (18).

NITTANY LION POSITION CHANGES

- Among the Penn State players who played new positions heading into the fall are: **Will Blair** (S to LB), **Josh McPhearson** (WR to RB), **Jarvis Miller** (S to LB) and **Jonathan Thomas** (LB to RB).

OVERTIME OVER TIME

- College football introduced overtime during the bowl season in 1995 and adopted it for regular season games in 1996.
- Since then, Penn State has played 12 overtime games, including six over the 2012-14 seasons. Eight of the 12 overtime tilts have come at home, two in true road games, one in the 2006 Orange Bowl and one in the 2014 Pinstripe Bowl.
- Penn State is 7-5 all-time in overtime games, with a 4-4 record at Beaver Stadium, 1-1 mark in true road games and 2-0 ledger at a neutral site.
- Most recently, Penn State defeated Minnesota, 29-26, on Oct. 1, 2016. After Minnesota kicked a field goal on its first possession, Penn State running back **Saquon Barkley** rushed 25 yards for a touchdown on the Nittany Lions first offensive play.
- It was the sixth OT game at Beaver Stadium since the start of the 2012 season. PSU is 4-2 in those games.
- Penn State's first two overtime contests came vs. Iowa in 2000 and 2002 at home. The Nittany Lions dropped their first three contests that went to the extra period, but won five straight overtime contests before falling to Nebraska on Nov. 23, 2013.
- Penn State's all-time overtime games:

Date	Opponent	Score
11/4/00	IOWA (2OT)	L, 23-26
9/28/02	IOWA	L, 35-42
10/12/02	at Michigan	L, 24-27
1/3/06	vs. Florida State (3OT) ¹	W, 26-23
10/7/06	at Minnesota	W, 28-27
11/24/12	WISCONSIN	W, 24-21
10/12/13	MICHIGAN (4OT)	W, 43-40
11/2/13	ILLINOIS	W, 24-17
11/23/13	NEBRASKA	L, 20-23
10/25/14	OHIO STATE (2OT)	L, 24-31
12/27/14	vs. Boston College ²	W, 31-30
10/2/16	MINNESOTA	W, 29-26

1 - Orange Bowl; 2 - Pinstripe Bowl.

DUO ON BALLOT FOR 2018 COLLEGE FOOTBALL HALL OF FAME CLASS

- First-team All-Americans Kerry Collins and Steve Wisniewski have been selected for the national ballot for the National Football Foundation's College Hall of Fame's Class of 2018. A total of 75 players and six coaches from FBS are on the 2018 ballot.
- They have an opportunity to join 18 former Nittany Lion players and five Penn State coaches who have been inducted into the Hall.
- Also on the ballot is former Nittany Lion student-athlete Glenn Killinger, who is among the candidates for the divisional coach Class of 2018. Killinger was inducted into the Hall of Fame as a player in 1966.
- To be eligible for the Hall of Fame ballot, players must have been named a first-team All-America by a major/national selector as recognized and utilized by the NCAA for their consensus All-America teams; played their last year of intercollegiate football at least 10 years prior to nomination; played within the last 50 years and cannot be currently playing professional football. Once nominated for consideration, all player candidates are submitted to one of eight District Screening Committees, which conducts a vote to determine who will appear on the ballot and represent their respective districts.
- Linebacker Shane Conlan was the most recent Penn State player inductee, entering the Hall in 2014, while running back Curt Warner was enshrined in the Hall of Fame in 2010.
- The announcement of the 2018 class will be made Monday, Jan. 8, 2018, in Atlanta. The city is serving as the host for the CFP National Championship, which will be played later that day at Mercedes-Benz Stadium.
- The Jan. 8 announcement will be televised live, and specific viewing information will be available as the date draws near.
- Collins helped Penn State earn a 40-9 record from 1991-94 and was instrumental in the Nittany Lions earning a 22-2 overall mark (14-2 conference) during their first two years in the Big Ten Conference. The recipient of the 1994 Maxwell Award as the National Player of the Year, he helped Penn State win three New Year's Day bowl games: the 1992 Fiesta, 1994 Citrus and 1995 Rose Bowls.
- Wisniewski was a three-year starter at guard for the Nittany Lions who would go on to become an All-Pro lineman in the NFL. He was one of two sophomores to start on the 1986 National Championship team and he opened holes for two first-team All-America running backs, Blair Thomas (1987) and D.J. Dozier (1986). One of just four Penn State offensive linemen to earn a pair of first-team All-America honors, he was recognized in 1988 by the American Football Coaches (AFCA) and repeated All-America accolades from Sporting News. A 1988 team captain, Wisniewski is one of just two offensive linemen to earn Penn State's team MVP honor since its creation in 1978.
- From Harrisburg, Killinger was a Walter Camp All-American at quarterback for the Nittany Lions in 1921. He coached at Dickinson (1922), Rensselaer (1927-32), Moravian (1933) and West Chester (1934-41, 45-59). Killinger is the winningest coach in West Chester history and is a member of the Pennsylvania Sports Hall of Fame. He died in 1988.



DEPTH CHART

OFFENSE

Wide Receiver (X)

84 Juwan Johnson (6-4, 226, Jr./So.)
 11 Irvin Charles (6-4, 217, Jr./So.)
 87 Dae'Lun Darien (6-4, 210, So./Fr.)

Tight End

88 Mike Gesicki (6-6, 250, Sr./Sr.)
 18 Jonathan Holland (6-4, 248, Jr./So.)
 89 Tom Pancoast (6-3, 242, 5th/Sr.)

Left Tackle

52 Ryan Bates (6-4, 312, Jr./So.)
 71 Will Fries (6-6, 305, So./Fr.)
 76 Sterling Jenkins (6-8, 336, Jr./So.)

Left Guard

74 Steven Gonzalez (6-4, 341, Jr./So.)
 73 Mike Miranda (6-3, 303, Jr./Fr.)
 61 C.J. Thorpe (6-3, 329, Fr./Fr.)

Center

66 Connor McGovern (6-5, 312, So./So.)
 64 Zach Simpson (6-3, 301, Jr./So.)
 73 Mike Miranda (6-3, 303, Fr./Fr.)

Right Guard

70 Brendan Mahon (6-4, 318, 5th/Sr.)
 62 Michal Menet (6-4, 301, So./Fr.)
 79 Charlie Shuman (6-8, 316, Sr./Jr.)

Right Tackle

77 Chasz Wright (6-7, 358, Sr./Jr.) **OR**
 59 Andrew Nelson (6-6, 305, Gr./Sr.)
 51 Alex Gellerstedt (6-6, 304, So./Fr.)

Wide Receiver (H)

5 DaeSean Hamilton (6-1, 206, Gr./Sr.)
 10 Brandon Polk (5-9, 175, Jr./So.)
 1 KJ Hamler (5-9, 172, Fr./Fr.)

Wide Receiver (Z)

3 DeAndre Thompkins (5-11, 187, Sr./Jr.)
 13 Saeed Blacknall (6-3, 217, Sr./Sr.)
 12 Mac Hippenhammer (5-11, 178, Fr./Fr.)

Quarterback

9 Trace McSorley (6-0, 195, Sr./Jr.)
 2 Tommy Stevens (6-5, 228, Jr./So.)
 14 Sean Clifford (6-2, 210, Fr./Fr.)

Running Back

26 Saquon Barkley (5-11, 230, Jr./Jr.)
 6 Andre Robinson (5-9, 223, Jr./So.) **OR**
 24 Miles Sanders (5-11, 215, So./So.) **OR**
 8 Mark Allen (5-6, 180, Sr./Jr.)

DEFENSE

Defensive End

48 Shareef Miller (6-5, 257, Jr./So.)
 34 Shane Simmons (6-3, 250, So./Fr.) **OR**
 46 Colin Castagna (6-4, 257, Jr./Jr.)

Defensive Tackle

52 Curtis Cothran (6-5, 301, Gr./Sr.)
 30 Kevin Givens (6-1, 287, Jr./So.)
 42 Ellison Jordan (6-0, 293, So./Fr.) **OR**
 55 Antonio Shelton (6-2, 302, So./Fr.)

Defensive Tackle

41 Parker Cothren (6-4, 304, Gr./Sr.)
 54 Robert Windsor (6-4, 303, Jr./So.) **OR**
 56 Tyrell Chavis (6-3, 308, Sr./Sr.)

Defensive End

97 Ryan Buchholz (6-6, 275, Jr./So.)
 18 Shaka Toney (6-3, 233, So./Fr.)
 99 Yetur Gross-Matos (6-5, 248, Fr./Fr.)

Will Linebacker

43 Manny Bowen (6-1, 226, Jr./Jr.)
 6 Cam Brown (6-5, 227, So./So.)

Middle Linebacker

40 Jason Cabinda (6-1, 234, Sr./Sr.)
 47 Brandon Smith (6-0, 231, Gr./Sr.)

Sam Linebacker

7 Koa Farmer (6-1, 237, Sr./Jr.)
 9 Jarvis Miller (6-2, 222, Jr./So.)

Boundary Cornerback

1 Christian Campbell (6-1, 194, Sr./Sr.)
 5 Tariq Castro-Fields (6-0, 185, Fr./Fr.)
 38 Lamont Wade (5-9, 196, Fr./Fr.)

Free Safety

2 Marcus Allen (6-2, 207, Sr./Sr.)
 4 Nick Scott (5-11, 199, Sr./Jr.)

Strong Safety

28 Troy Apke (6-1, 198, Sr./Sr.)
 23 Ayron Monroe (5-11, 207, Jr./So.)
 17 Garrett Taylor (6-0, 197, Jr./So.)

Field Cornerback

15 Grant Haley (5-9, 190, Sr./Sr.)
 21 Amani Oruwariye (6-1, 209, Sr./Jr.)
 14 Zech McPhearson (5-11, 182, So./Fr.)

SPECIAL TEAMS

Punter

93 Blake Gillikin (6-2, 195, So./So.)
 92 Daniel Pasquariello (6-1, 201, Sr./Sr.)
 97 Carson Landis (6-2, 198, Fr./Fr.)

Kicker

95 Tyler Davis (5-11, 183, 5th/Sr.)
 90 Alex Barbir (5-9, 193, So./Fr.)
 97 Carson Landis (6-2, 198, Fr./Fr.)

Holder

16 Billy Fessler (5-11, 181, Sr./Jr.)
 92 Daniel Pasquariello (6-1, 201, Sr./Sr.)
 93 Blake Gillikin (6-2, 195, So./So.)

Long Snapper

96 Kyle Vasey (6-2, 234, Sr./Jr.)
 36 Jan Johnson (6-2, 234, Jr./So.)
 94 Joe Calcagno (6-0, 253, Fr./Fr.)

Kickoff Returners

26 Saquon Barkley (5-11, 230, Jr./Jr.)
 24 Miles Sanders (5-11, 215, So./So.)
 10 Brandon Polk (5-9, 175, Jr./So.)

Punt Returners

3 DeAndre Thompkins (5-11, 187, Sr./Jr.)
 8 Mark Allen (5-6, 180, Sr./Jr.)
 28 Troy Apke (6-1, 198, Sr./Sr.)

PRONUNCIATIONS

Troy Apke Troy App-KEY
 Saquon Barkley SAY-kwon Barkley
 Saeed Blacknall Sah-eed Black-NALL
 Ryan Buchholz Ryan BUCK-holez
 Colin Castagna Colin CAST-on-yah (like lasagna)
 Tariq Castro-Fields TUH-reek Castro-Fields
 Tyrell Chavis TIE-rell CHAY-viss
 Curtis Cothran Curtis CAW-thren
 Parker Cothren Parker CAW-thren
 Dae'Lun Darien DAY-lawn Darien
 Yetur Gross-Matos E-tore Gross-Mah-tose
 Brelin Faison-Walden BREY-lynn FACE-in Walden
 Koa Farmer CO-uh Farmer
 Will Fries Will FRY-z
 Mike Gesicki Mike Guh-sick-E
 DaeSean Hamilton DAY-shawn Hamilton
 Fred Hansard Hann-SARD
 Brendan Mahon Brendan MANN
 Zech McPhearson Zack McPhearson
 Michael Menet Michael men-NET
 Ayron Monroe AIR-en Monroe
 Amani Oruwariye UH-monn-E O-rue-waar-ee-A
 Daniel Pasquariello Daniel pass-KAH-relo
 Kyle Vasey VAY-see
 Chris Welde Chris WELL-dee
 Jake Zembiec Jake ZEM-beck

ASSISTANT COACHES



Brent Pry
 Assoc. Head Coach/
 Def. Coord./LBs
 Field



Joe Moorhead
 Off. Coord./
 Quarterbacks
 Field



Charles Huff
 Special Teams Coord./
 Running Backs
 Field



Tim Banks
 Co-Def. Coord./
 Safeties
 Booth



Josh Gattis
 Asst. Special Teams
 Coord./Wide Receivers
 Field



Matt Limegrover
 Offensive Line
 Field



Ricky Rahne
 Pass Game Coord./
 Tight Ends
 Booth



Terry M. Smith
 Asst. Head Coach/
 Cornerbacks
 Field



Sean Spencer
 Run Game Coord./
 Defensive Line
 Field



NUMERICAL ROSTER

NO.	NAME	POS.	CL./EL.	HT.	WT.	HIGH SCHOOL/COACH	HOMETOWN
1	Campbell, Christian ***	CB	Sr./Sr.	6-1	194	Central/Woodrow Lowe	Phenix City, Ala.
1	Hamler, KJ	WR	Fr./Fr.	5-9	172	IMG Academy (Fla.)/Kevin Wright	Pontiac, Mich.
2	Allen, Marcus ***	S	Sr./Sr.	6-2	207	Dr. Henry A. Wise, Jr./Dalawn Parrish	Upper Marlboro, Md.
2	Stevens, Tommy	QB	Jr./So.	6-5	228	Decatur Central/Justin Dixon	Indianapolis, Ind.
3	Johnson, Donovan	CB	Fr./Fr.	5-9	180	Cass Tech/Thomas Wilcher	Detroit, Mich.
3	Thompkins, DeAndre **	WR	Sr./Jr.	5-11	187	Swansboro/Tim Laspada	Hubert, N.C.
4	Scott, Nick **	S	Sr./Jr.	5-11	199	Fairfax/Kevin Simonds	Fairfax, Va.
5	Castro-Fields, Tariq	CB	Fr./Fr.	6-0	185	Riverdale Baptist School/Caesar Nettles	Upper Marlboro, Md.
5	Hamilton, DaeSean ***	WR	Gr./Sr.	6-1	206	Mountain View/Lou Sorrentino	Fredericksburg, Va.
6	Brown, Cam *	LB	So./So.	6-5	227	The Bullis School/Patrick Cilento	Burtonsville, Md.
6	Robinson, Andre	RB	Jr./So.	5-9	223	Bishop McDevitt/Jeff Weachter	Mechanicsburg, Pa.
7	Farmer, Koa **	LB	Sr./Jr.	6-1	237	Notre Dame/Kevin Rooney	Lake View Terrace, Calif.
7	Zembiec, Jake	QB	So./Fr.	6-3	219	Aquinas Institute/Chris Battaglia	Rochester, N.Y.
8	Allen, Mark *	RB	Sr./Jr.	5-6	180	DeMatha/Elijah Brooks	Hyattsville, Md.
9	McSorley, Trace **	QB	Sr./Jr.	6-0	195	Briar Woods/Charlie Pierce	Ashburn, Va.
9	Miller, Jarvis *	LB	Jr./So.	6-2	222	Windsor Locks/Suffield/East Granby/Jason Qua	Suffield, Conn.
10	Polk, Brandon *	WR	Jr./So.	5-9	175	Briar Woods/Charlie Pierce	Ashburn, Va.
11	Charles, Irvin *	WR	Jr./So.	6-4	217	Paul VI/John Doherty	Sicklerville, N.J.
12	Davis, Desi	CB	Sr./Jr.	5-11	181	Harrilton/Matthew Bahr	Ardmore, Pa.
12	Hippenhammer, Mac	WR	Fr./Fr.	5-11	178	R. Nelson Snider/Kurt Tippmann	Fort Wayne, Ind.
13	Blacknall, Saeed ***	WR	Sr./Sr.	6-3	217	Manalapan/Ed Gurrieri	Manalapan, N.J.
13	Brooks, Ellis	LB	Fr./Fr.	6-1	235	Benedictine College Prep/Greg Lily	Mechanicsville, Va.
14	Clifford, Sean	QB	Fr./Fr.	6-2	210	Saint Xavier/Steve Specht	Cincinnati, Ohio
14	McPhearson, Zech	CB	So./Fr.	5-11	182	Riverdale Baptist School/Caesar Nettles	Columbia, Md.
15	Haley, Grant ***	CB	Sr./Sr.	5-9	190	The Lovett School/Mike Muschamp	Atlanta, Ga.
15	Shuster, Michael	QB	So./Fr.	6-2	209	Camp Hill/Frank Gay	Camp Hill, Pa.
16	Fessler, Billy	QB	Sr./Jr.	5-11	181	Erie Cathedral Prep/Mike Mischler	Erie, Pa.
16	Petrishen, John	S	Jr./So.	6-0	211	Pittsburgh Central Catholic/Terry Totten	Lower Burrell, Pa.
17	Taylor, Garrett *	S	Jr./So.	6-0	197	Saint Christopher's/Lance Clelland	Richmond, Va.
18	Holland, Jonathan *	TE/H	Jr./So.	6-4	248	The Bullis School/Patrick Cilento	Brandywine, Md.
18	Toney, Shaka	DE	So./Fr.	6-3	233	Imhotep Charter/Albie Crosby	Philadelphia, Pa.
19	Brown, Torrence **	DE	Sr./Jr.	6-3	257	Tuscaloosa Academy/Robert Johnson	Tuscaloosa, Ala.
20	Butler, Jabari	CB	Jr./Jr.	5-11	181	Abilene Christian University/Ken Collums	Potomac, Md.
20	Thomas, Johnathan	RB	Sr./Jr.	5-11	216	St. John's Prep/Jim O'Leary	Peabody, Mass.
21	Oruwariye, Amani **	CB	Sr./Jr.	6-1	209	Gaither/Jason Stokes	Tampa, Fla.
23	Monroe, Ayron *	S	Jr./So.	5-11	207	Saint Johns College H.S./Joe Patterson	Largo, Md.
24	Brown, DJ	CB	Fr./Fr.	5-10	183	Creekside/Will Rogers	College Park, Ga.
24	Sanders, Miles *	RB	So./So.	5-11	215	Woodland Hills/George Novak	Pittsburgh, Pa.
25	Faison-Walden, Brelin	LB	Fr./Fr.	6-1	212	Grimsley/Darrel Brown	Greensboro, N.C.
26	Barkley, Saquon **	RB	Jr./Jr.	5-11	230	Whitehall/Brian Gilbert	Coplay, Pa.
26	Sutherland, Jonathan	S	Fr./Fr.	5-11	200	Episcopal (Va.)/Panos Voulgaris	Ottawa, Ontario, Canada
28	Apke, Troy ***	S	Sr./Sr.	6-1	198	Mount Lebanon/Mike Melnyk	Mt. Lebanon, Pa.
29	Reid, John **	CB	Jr./Jr.	5-10	187	St. Joseph's Prep (Pa.)/Gabe Infante	Mount Laurel, N.J.
30	Givens, Kevin *	DT	Jr./So.	6-1	287	Altoona Area/John Franco	Altoona, Pa.
31	Welde, Christopher	WR	Jr./So.	5-7	167	Council Rock North/Adam Collachi	Newtown, Pa.
32	Brown, Journey	RB	Fr./Fr.	5-11	200	Meadville/Ray Collins	Meadville, Pa.
32	Vallone, Mitchell	S	Sr./Sr.	5-9	201	Elk County Catholic/Travis Skrzypek	Johnsonburg, Pa.
33	Cooper, Jake **	LB	Jr./Jr.	6-1	234	Archbishop Wood/Steve Devlin	Doylestown, Pa.
34	Simmons, Shane	DE	So./Fr.	6-3	250	DeMatha/Elijah Brooks	Laurel, Md.
35	Neff, Justin	S	Fr./Fr.	6-1	187	Central Mountain/James Renninger	Mill Hall, Pa.
36	Johnson, Jan	LB	Jr./So.	6-2	234	Governor Mifflin/Dominic Vecchio	Mohnton, Pa.
37	Hartlaub, Drew	S	Fr./Fr.	5-11	180	South Western/Chris Heilman	Hanover, Pa.
38	Wade, Lamont	CB	Fr./Fr.	5-9	196	Clairton/Wayne Wade	Clairton, Pa.
39	Di Leo, Frank	LB	Jr./So.	5-9	222	Saint Ignatius College Prep/John O'Connor	Elmhurst, Ill.
39	McPhearson, Josh	RB	Sr./Sr.	5-10	197	Annapolis Area Christian/Ken Lucas	Columbia, Md.
40	Cabinda, Jason ***	LB	Sr./Sr.	6-1	234	Hunterdon Central/Matthew Perotti	Flemington, N.J.
40	Eury, Nick	RB	So./Fr.	5-9	207	Lake-Lehman/Jerry Gilsky	Shavertown, Pa.
41	Arcangelo, Joe	TE	Jr./So.	6-4	252	Abington Heights/Joe Repshis	Clarks Summit, Pa.
41	Cothren, Parker ***	DT	Gr./Sr.	6-4	304	Hazel Green/Matthew Putnam	Huntsville, Ala.
42	Jordan, Ellison	DT	So./Fr.	6-0	293	Gilman School/Biff Poggi	Upper Marlboro, Md.
43	Bowen, Manny **	LB	Jr./Jr.	6-1	226	Barneget/Rob Davis	Barneget, N.J.
44	Franklin, Brailyn	LB	Fr./Fr.	6-2	204	Battlefield (Va.)/Jared Van Acker	Arlington, Texas
45	DuMond, Joe	LB	So./So.	5-11	241	St. Joseph's Prep/Gabe Infante	Philadelphia, Pa.
46	Castagna, Colin	DE	Jr./Jr.	6-4	257	Barrington/Joe Sanchez	Barrington, Ill.
47	Blair, Will	LB	So./Fr.	5-11	219	Hempfield/Ron Zeiber	Lancaster, Pa.
47	Smith, Brandon *	LB	Gr./Sr.	6-0	231	Lewisburg/Jeremy Winn	Winfield, Pa.
48/19	Miller, Shareef *	DE	Jr./So.	6-5	257	George Washington/Ronald Cohen	Philadelphia, Pa.
49	Joseph, Daniel	DE	So./Fr.	6-3	250	Lake Forest Academy (Ill.)/Robin Bowkett	Brampton, Ontario, Canada
50	Chizmar, Max	LB	Fr./Fr.	6-2	221	Mars Area/Scott Heinauer	Mars, Pa.



NUMERICAL ROSTER [CONT.]

NO.	NAME	POS.	CL./EL.	HT.	WT.	HIGH SCHOOL/COACH	HOMETOWN
51	Gellerstedt, Alex	OL	So./Fr.	6-6	304	Dublin Coffman/Mark Crabtree	Dublin, Ohio
51	Vranic, Jason	LB	Sr./Jr.	6-0	222	Erie C.C./Scott Pilkey	Wheatfield, N.Y.
52	Bates, Ryan *	OL	Jr./So.	6-4	312	Archbishop Wood/Steve Devlin	Warrington, Pa.
52	Cothran, Curtis **	DT	Gr./Sr.	6-5	301	Council Rock North/Adam Collachi	Newtown, Pa.
53	Hansard, Fred	DT	Fr./Fr.	6-3	310	The Hun School/Todd Smith	Burlington, N.J.
54	Windsor, Robert *	DT	Jr./So.	6-4	303	Fond Du Lac/Mike Gnewuch	Fond Du Lac, Wis.
55	Shelton, Antonio	DT	So./Fr.	6-2	302	Westerville-North/Rodger Elander	Westerville, Ohio
56	Chavis, Tyrell *	DT	Sr./Sr.	6-3	308	Nassau C.C./Joe Osovet	Richmond, Va.
58	Presta, Evan	DT	Fr./Fr.	6-3	266	Cathedral Prep/Mike Mischler	Erie, Pa.
59	Nelson, Andrew ***	OL	Gr./Sr.	6-6	305	Hershey/Mark Painter	Hershey, Pa.
61	Thorpe, C.J.	OL	Fr./Fr.	6-3	329	Central Catholic/Terry Totten	Glenshaw, Pa.
62	Menet, Michal	OL	So./Fr.	6-4	301	Exeter Township Senior/Matt Bauer	Birdsboro, Pa.
64	Simpson, Zach *	OL	Jr./So.	6-3	301	Holidaysburg Area/Homer DeLattre	Holidaysburg, Pa.
65	McCracken, Crae	OL	Fr./Fr.	6-2	280	Loyalsock Township/Justin Van Fleet	Williamsport, Pa.
66	McGovern, Connor *	OL	So./So.	6-5	312	Lake-Lehman/Jerry Gilsky	Larksville, Pa.
68	Kelly, Hunter	OL	So./Fr.	6-2	300	Neshaminy/Steve Wilmot	Langhorne, Pa.
70	Mahon, Brendan ***	OL	Sr./Sr.	6-4	318	Randolph/Joe Lusardi	Randolph, N.J.
71	Fries, Will	OL	So./Fr.	6-6	305	Cranford/Erik Rosenmeier	Cranford, N.J.
72	Martin, Robbie	OL	Fr./Fr.	6-4	284	Saint Joseph Regional/Augie Hoffmann	Sparta, N.J.
73	Miranda, Mike	OL	Fr./Fr.	6-3	303	Stow-Munroe Falls/Mark Nori	Stow, Ohio
74	Gonzalez, Steven *	OL	Jr./So.	6-4	341	Union City/Wil Valdez	Union City, N.J.
75	Holmes, Des	OL	Fr./Fr.	6-5	319	Cardinal O'Hara/BJ Hogan	Norristown, Pa.
76	Jenkins, Sterling	OL	Jr./So.	6-8	336	Baldwin/Pete Wagner	Pittsburgh, Pa.
77	Wright, Chasz **	OL	Sr./Jr.	6-7	358	Milford Academy/Bill Chaplick	Woodbridge, Va.
79	Shuman, Charlie	OL	Sr./Jr.	6-8	316	Pittsford Sutherland/Keith Molinich	Pittsford, N.Y.
80	Dalton, Danny	TE/H	So./Fr.	6-4	234	Marshfield/Lou Silva	Marshfield, Mass.
80	Weller, Justin	WR	Fr./Fr.	6-0	187	Wilson/Doug Dahms	Sinking Spring, Pa.
81	Sullivan-Brown, Cam	WR	Fr./Fr.	6-0	187	Saint Vincent Pallotti/Ian Thomas	Bowie, Md.
82	Shoop, Tyler	WR	Jr./So.	5-11	185	Father Ryan/Bruce Lussier	Nashville, Tenn.
83	Bowers, Nick	TE/H	Jr./So.	6-4	268	Kittanning Senior/Frank Fabian	Kittanning, Pa.
83	Hoensline, Alex	WR	Fr./Fr.	6-1	178	Central/Dave Baker	East Freedom, Pa.
84	Johnson, Juwan *	WR	Jr./So.	6-4	226	Glassboro/Mark Maccarone	Glassboro, N.J.
85	Lutz, Isaac	WR	So./Fr.	5-11	181	Berks Catholic/Rick Keeley	Reading, Pa.
86	Hodgens, Cody	WR	Gr./Sr.	5-7	173	Robinson/Mike DePue	Wesley Chapel, Fla.
87	Darien, Dae'Lun	WR	So./Fr.	6-4	210	Dunbar/Lawrence Smith	Baltimore, Md.
88	Gesicki, Mike ***	TE/H	Sr./Sr.	6-6	250	Southern Regional/Chuck Donahue	Manahawkin, N.J.
89	Maxwell, Colton	WR	So./Fr.	6-0	190	Northampton/Mark Scisly	Northampton, Pa.
89	Pancoast, Tom *	TE/H	Sr./Sr.	6-3	242	Unionville/Pat Clark	West Chester, Pa.
90	Barber, Damion	DE	Fr./Fr.	6-3	245	Harrisburg/Calvin Everett	Harrisburg, Pa.
90	Barbir, Alex	K	So./Fr.	5-9	193	South Forsyth/Jeff Arnette	Cumming, Ga.
91	Monk, Ryan	DT	Jr./So.	6-1	282	Dallas/Bob Zaruta	Dallas, Pa.
91	Stoll, Chris	SN	Fr./Fr.	6-2	251	St. Francis DeSales/Ryan Wiggins	Westerville, Ohio
92	Bolds, Corey	DT	Fr./Fr.	6-3	285	Paramus Catholic/Dan Sabella	Paterson, N.J.
92	Pasquariello, Daniel **	P	Gr./Sr.	6-1	201	Xavier College HS/--	Melbourne, Victoria, Australia
93	Gillikin, Blake *	P/K	So./So.	6-2	195	The Westminster Schools/Gerry Romberg	Smyrna, Ga.
94	Calcagno, Joe	SN	Fr./Fr.	6-0	253	Fenwick/Gene Nudo	Elmhurst, Ill.
95	Davis, Tyler **	K/P	Sr./Sr.	5-11	183	North/--	St. Charles, Ill.
96	Iyke, Immanuel	DT	Jr./So.	6-2	298	Parsippany Hills/Dave Albano	Hackettstown, N.J.
96	Vasey, Kyle	SN	Sr./Jr.	6-2	234	Wallenpaupack/Mark Watson	Hawley, Pa.
97	Buchholz, Ryan *	DE	Jr./So.	6-6	275	Great Valley/Dan Ellis	Malvern, Pa.
97	Landis, Carson	K/P	Fr./Fr.	6-2	198	Emmaus/Harold Fairclough	Macungie, Pa.
98	Vasey, Dan	DL/LS	Fr./Fr.	6-4	250	Wallenpaupack/Mark Watson	Lackawaxen, Pa.
98	Curry, Mike	LS	Jr./Jr.	6-0	230	Phillipsburg/Ryan Ditze	Phillipsburg, N.J.
99	Gross-Matos, Yetur	DE	Fr./Fr.	6-5	248	Chancellor/Bob Oliver	Spotsylvania, Va.
99	DeAngelis, Nick	K	Jr./Jr.	5-8	160	Ramsey/Vic Tribuzio	Ramsey, N.J.

* - Letters won

^ - 5th-year senior



ALPHABETICAL ROSTER

NO.	NAME	POS.	CL./EL.	HT.	WT.	HIGH SCHOOL/COACH	HOMETOWN
2	Allen, Marcus ***	S	Sr./Sr.	6-2	207	Dr. Henry A. Wise, Jr./Dalawn Parrish	Upper Marlboro, Md.
8	Allen, Mark *	RB	Sr./Jr.	5-6	180	DeMatha/Elijah Brooks	Hyattsville, Md.
28	Apke, Troy ***	S	Sr./Sr.	6-1	198	Mount Lebanon/Mike Melnyk	Mt. Lebanon, Pa.
41	Arcangelo, Joe	TE	Jr./So.	6-4	252	Abington Heights/Joe Repshis	Clarks Summit, Pa.
90	Barber, Damion	DE	Fr./Fr.	6-3	245	Harrisburg/Calvin Everett	Harrisburg, Pa.
90	Barbir, Alex	K	So./Fr.	5-9	193	South Forsyth/Jeff Arnette	Cumming, Ga.
26	Barkley, Saquon **	RB	Jr./Jr.	5-11	230	Whitehall/Brian Gilbert	Coplay, Pa.
52	Bates, Ryan *	OL	Jr./So.	6-4	312	Archbishop Wood/Steve Devlin	Warrington, Pa.
13	Blacknall, Saeed ***	WR	Sr./Sr.	6-3	217	Manalapan/Ed Gurrieri	Manalapan, N.J.
47	Blair, Will	LB	So./Fr.	5-11	219	Hempfield/Ron Zeiber	Lancaster, Pa.
92	Bolds, Corey	DT	Fr./Fr.	6-3	285	Paramus Catholic/Dan Sabella	Paterson, N.J.
43	Bowen, Manny **	LB	Jr./Jr.	6-1	226	Barneget/Rob Davis	Barneget, N.J.
83	Bowers, Nick	TE/H	Jr./So.	6-4	268	Kittanning Senior/Frank Fabian	Kittanning, Pa.
13	Brooks, Ellis	LB	Fr./Fr.	6-1	235	Benedictine College Prep/Greg Lilly	Mechanicsville, Va.
6	Brown, Cam *	LB	So./So.	6-5	227	The Bullis School/Patrick Cilento	Burtonsville, Md.
24	Brown, DJ	CB	Fr./Fr.	5-10	183	Creekside/Will Rogers	College Park, Ga.
32	Brown, Journey	RB	Fr./Fr.	5-11	200	Meadville/Ray Collins	Meadville, Pa.
19	Brown, Torrence **	DE	Sr./Jr.	6-3	257	Tuscaloosa Academy/Robert Johnson	Tuscaloosa, Ala.
97	Buchholz, Ryan *	DE	Jr./So.	6-6	275	Great Valley/Dan Ellis	Malvern, Pa.
20	Butler, Jabari	CB	Jr./Jr.	5-11	181	Abilene Christian University/Ken Collums	Potomac, Md.
40	Cabinda, Jason ***	LB	Sr./Sr.	6-1	234	Hunterdon Central/Matthew Perotti	Flemington, N.J.
94	Calcagno, Joe	SN	Fr./Fr.	6-0	253	Fenwick/Gene Nudo	Elmhurst, Ill.
1	Campbell, Christian ***	CB	Sr./Sr.	6-1	194	Central/Woodrow Lowe	Phenix City, Ala.
46	Castagna, Colin	DE	Jr./Jr.	6-4	257	Barrington/Joe Sanchez	Barrington, Ill.
5	Castro-Fields, Tariq	CB	Fr./Fr.	6-0	185	Riverdale Baptist School/Caesar Nettles	Upper Marlboro, Md.
11	Charles, Irvin *	WR	Jr./So.	6-4	217	Paul VI/John Doherty	Sicklerville, N.J.
56	Chavis, Tyrell *	DT	Sr./Sr.	6-3	308	Nassau C.C./Joe Osovet	Richmond, Va.
50	Chizmar, Max	LB	Fr./Fr.	6-2	221	Mars Area/Scott Heinauer	Mars, Pa.
14	Clifford, Sean	QB	Fr./Fr.	6-2	210	Saint Xavier/Steve Specht	Cincinnati, Ohio
33	Cooper, Jake **	LB	Jr./Jr.	6-1	234	Archbishop Wood/Steve Devlin	Doylestown, Pa.
52	Cothran, Curtis **	DT	Gr./Sr.	6-5	301	Council Rock North/Adam Collachi	Newtown, Pa.
41	Cothren, Parker ***	DT	Gr./Sr.	6-4	304	Hazel Green/Matthew Putnam	Huntsville, Ala.
98	Curry, Mike	LS	Jr./Jr.	6-0	230	Phillipsburg/Ryan Ditze	Phillipsburg, N.J.
80	Dalton, Danny	TE/H	So./Fr.	6-4	234	Marshfield/Lou Silva	Marshfield, Mass.
87	Darien, Dae'Lun	WR	So./Fr.	6-4	210	Dunbar/Lawrence Smith	Baltimore, Md.
12	Davis, Desi	CB	Sr./Jr.	5-11	181	Harrilton/Matthew Bahr	Ardmore, Pa.
95	Davis, Tyler **	K/P	Sr./Sr.	5-11	183	North/--	St. Charles, Ill.
39	Di Leo, Frank	LB	Jr./So.	5-9	222	Saint Ignatius College Prep/John O'Connor	Elmhurst, Ill.
99	DeAngelis, Nick	K	Jr./Jr.	5-8	160	Ramsey/Vic Tribuzio	Ramsey, N.J.
45	DuMond, Joe	LB	So./So.	5-11	241	St. Joseph's Prep/Gabe Infante	Philadelphia, Pa.
40	Eury, Nick	RB	So./Fr.	5-9	207	Lake-Lehman/Jerry Gilsky	Shavertown, Pa.
25	Faison-Walden, Brelan	LB	Fr./Fr.	6-1	212	Grimsley/Darrel Brown	Greensboro, N.C.
7	Farmer, Koa **	LB	Sr./Jr.	6-1	237	Notre Dame/Kevin Rooney	Lake View Terrace, Calif.
16	Fessler, Billy	QB	Sr./Jr.	5-11	181	Erie Cathedral Prep/Mike Mischler	Erie, Pa.
44	Franklin, Brailyn	LB	Fr./Fr.	6-2	204	Battlefield (Va.)/Jared Van Acker	Arlington, Texas
71	Fries, Will	OL	So./Fr.	6-6	305	Cranford/Erik Rosenmeier	Cranford, N.J.
51	Gellerstedt, Alex	OL	So./Fr.	6-6	304	Dublin Coffman/Mark Crabtree	Dublin, Ohio
88	Gesicki, Mike ***	TE/H	Sr./Sr.	6-6	250	Southern Regional/Chuck Donahue	Manahawkin, N.J.
93	Gillikin, Blake *	P/K	So./So.	6-2	195	The Westminster Schools/Gerry Romberg	Smyrna, Ga.
30	Givens, Kevin *	DT	Jr./So.	6-1	287	Altoona Area/John Franco	Altoona, Pa.
74	Gonzalez, Steven *	OL	Jr./So.	6-4	341	Union City/Wil Valdez	Union City, N.J.
99	Gross-Matos, Yetur	DE	Fr./Fr.	6-5	248	Chancellor/Bob Oliver	Spotsylvania, Va.
15	Haley, Grant ***	CB	Sr./Sr.	5-9	190	The Lovett School/Mike Muschamp	Atlanta, Ga.
5	Hamilton, DaeSean ***	WR	Gr./Sr.	6-1	206	Mountain View/Lou Sorrentino	Fredericksburg, Va.
1	Hamler, KJ	WR	Fr./Fr.	5-9	172	IMG Academy (Fla.)/Kevin Wright	Pontiac, Mich.
53	Hansard, Fred	DT	Fr./Fr.	6-3	310	The Hun School/Todd Smith	Burlington, N.J.
37	Hartlaub, Drew	S	Fr./Fr.	5-11	180	South Western/Chris Heilman	Hanover, Pa.
12	Hippenhammer, Mac	WR	Fr./Fr.	5-11	178	R. Nelson Snider/Kurt Tippmann	Fort Wayne, Ind.
86	Hodgens, Cody	WR	Gr./Sr.	5-7	173	Robinson/Mike DePue	Wesley Chapel, Fla.
83	Hoestine, Alex	WR	Fr./Fr.	6-1	178	Central/Dave Baker	East Freedom, Pa.
18	Holland, Jonathan *	TE/H	Jr./So.	6-4	248	The Bullis School/Patrick Cilento	Brandywine, Md.
75	Holmes, Des	OL	Fr./Fr.	6-5	319	Cardinal O'Hara/BJ Hogan	Norristown, Pa.
96	Iyke, Immanuel	DT	Jr./So.	6-2	298	Parsippany Hills/Dave Albano	Hackettstown, N.J.
76	Jenkins, Sterling	OL	Jr./So.	6-8	336	Baldwin/Pete Wagner	Pittsburgh, Pa.
3	Johnson, Donovan	CB	Fr./Fr.	5-9	180	Cass Tech/Thomas Wilcher	Detroit, Mich.
36	Johnson, Jan	LB	Jr./So.	6-2	234	Governor Mifflin/Dominic Vecchio	Mohnton, Pa.
84	Johnson, Juwan *	WR	Jr./So.	6-4	226	Glassboro/Mark Maccarone	Glassboro, N.J.
42	Jordan, Ellison	DT	So./Fr.	6-0	293	Gilman School/Biff Poggi	Upper Marlboro, Md.
49	Joseph, Daniel	DE	So./Fr.	6-3	250	Lake Forest Academy (Ill.)/Robin Bowkett	Brampton, Ontario, Canada



ALPHABETICAL ROSTER [CONT.]

NO.	NAME	POS.	CL./EL.	HT.	WT.	HIGH SCHOOL/COACH	HOMETOWN
68	Kelly, Hunter	OL	So./Fr.	6-2	300	Neshaminy/Steve Wilmot	Langhorne, Pa.
97	Landis, Carson	K/P	Fr./Fr.	6-2	198	Emmaus/Harold Fairclough	Macungie, Pa.
85	Lutz, Isaac	WR	So./Fr.	5-11	181	Berks Catholic/Rick Keeley	Reading, Pa.
70	Mahon, Brendan ***	OL	Sr./Sr.	6-4	318	Randolph/Joe Lusardi	Randolph, N.J.
72	Martin, Robbie	OL	Fr./Fr.	6-4	284	Saint Joseph Regional/Augie Hoffmann	Sparta, N.J.
89	Maxwell, Colton	WR	So./Fr.	6-0	190	Northampton/Mark Scisly	Northampton, Pa.
65	McCracken, Crae	OL	Fr./Fr.	6-2	280	Loyalsock Township/Justin Van Fleet	Williamsport, Pa.
66	McGovern, Connor *	OL	So./So.	6-5	312	Lake-Lehman/Jerry Gilsky	Larksville, Pa.
39	McPhearson, Josh	RB	Sr./Sr.	5-10	197	Annapolis Area Christian/Ken Lucas	Columbia, Md.
14	McPhearson, Zech	CB	So./Fr.	5-11	182	Riverdale Baptist School/Caesar Nettles	Columbia, Md.
9	McSorley, Trace **	QB	Sr./Jr.	6-0	195	Briar Woods/Charlie Pierce	Ashburn, Va.
62	Menet, Michal	OL	So./Fr.	6-4	301	Exeter Township Senior/Matt Bauer	Birdsboro, Pa.
9	Miller, Jarvis *	LB	Jr./So.	6-2	222	Windsor Locks/Suffield/East Granby/Jason Qua	Suffield, Conn.
48/19	Miller, Shareef *	DE	Jr./So.	6-5	257	George Washington/Ronald Cohen	Philadelphia, Pa.
73	Miranda, Mike	OL	Fr./Fr.	6-3	303	Stow-Munroe Falls/Mark Nori	Stow, Ohio
91	Monk, Ryan	DT	Jr./So.	6-1	282	Dallas/Bob Zaruta	Dallas, Pa.
23	Monroe, Ayron *	S	Jr./So.	5-11	207	Saint Johns College H.S./Joe Patterson	Largo, Md.
35	Neff, Justin	S	Fr./Fr.	6-1	187	Central Mountain/James Renninger	Mill Hall, Pa.
59	Nelson, Andrew ***	OL	Gr./Sr.	6-6	305	Hershey/Mark Painter	Hershey, Pa.
21	Oruwariye, Amani **	CB	Sr./Jr.	6-1	209	Gaither/Jason Stokes	Tampa, Fla.
89	Pancoast, Tom *	TE/H	Sr./Sr.	6-3	242	Unionville/Pat Clark	West Chester, Pa.
92	Pasquariello, Daniel **	P	Gr./Sr.	6-1	201	Xavier College HS/--	Melbourne, Victoria, Australia
16	Petrishen, John	S	Jr./So.	6-0	211	Pittsburgh Central Catholic/Terry Totten	Lower Burrell, Pa.
10	Polk, Brandon *	WR	Jr./So.	5-9	175	Briar Woods/Charlie Pierce	Ashburn, Va.
58	Presta, Evan	DT	Fr./Fr.	6-3	266	Cathedral Prep/Mike Mischler	Erie, Pa.
29	Reid, John **	CB	Jr./Jr.	5-10	187	St. Joseph's Prep (Pa.)/Gabe Infante	Mount Laurel, N.J.
6	Robinson, Andre	RB	Jr./So.	5-9	223	Bishop McDevitt/Jeff Weachter	Mechanicsburg, Pa.
24	Sanders, Miles *	RB	So./So.	5-11	215	Woodland Hills/George Novak	Pittsburgh, Pa.
4	Scott, Nick **	S	Sr./Jr.	5-11	199	Fairfax/Kevin Simonds	Fairfax, Va.
55	Shelton, Antonio	DT	So./Fr.	6-2	302	Westerville-North/Rodger Elander	Westerville, Ohio
82	Shoop, Tyler	WR	Jr./So.	5-11	185	Father Ryan/Bruce Lussier	Nashville, Tenn.
79	Shuman, Charlie	OL	Sr./Jr.	6-8	316	Pittsford Sutherland/Keith Molinich	Pittsford, N.Y.
15	Shuster, Michael	QB	So./Fr.	6-2	209	Camp Hill/Frank Gay	Camp Hill, Pa.
34	Simmons, Shane	DE	So./Fr.	6-3	250	DeMatha/Elijah Brooks	Laurel, Md.
64	Simpson, Zach *	OL	Jr./So.	6-3	301	Holidaysburg Area/Homer DeLattre	Holidaysburg, Pa.
47	Smith, Brandon *	LB	Gr./Sr.	6-0	231	Lewisburg/Jeremy Winn	Winfield, Pa.
2	Stevens, Tommy	QB	Jr./So.	6-5	228	Decatur Central/Justin Dixson	Indianapolis, Ind.
91	Stoll, Chris	SN	Fr./Fr.	6-2	251	St. Francis DeSales/Ryan Wiggins	Westerville, Ohio
81	Sullivan-Brown, Cam	WR	Fr./Fr.	6-0	187	Saint Vincent Pallotti/Ian Thomas	Bowie, Md.
26	Sutherland, Jonathan	S	Fr./Fr.	5-11	200	Episcopal (Va.)/Panos Voulgaris	Ottawa, Ontario, Canada
17	Taylor, Garrett *	S	Jr./So.	6-0	197	Saint Christopher's/Lance Clelland	Richmond, Va.
20	Thomas, Johnathan	RB	Sr./Jr.	5-11	216	St. John's Prep/Jim O'Leary	Peabody, Mass.
3	Thompkins, DeAndre **	WR	Sr./Jr.	5-11	187	Swansboro/Tim Laspada	Hubert, N.C.
61	Thorpe, C.J.	OL	Fr./Fr.	6-3	329	Central Catholic/Terry Totten	Glenshaw, Pa.
18	Toney, Shaka	DE	So./Fr.	6-3	233	Imhotep Charter/Albie Crosby	Philadelphia, Pa.
32	Vallone, Mitchell	S	Sr./Sr.	5-9	201	Elk County Catholic/Travis Skrzypek	Johnsonburg, Pa.
98	Vasey, Dan	DL/LS	Fr./Fr.	6-4	250	Wallenpaupack/Mark Watson	Lackawaxen, Pa.
96	Vasey, Kyle	SN	Sr./Jr.	6-2	234	Wallenpaupack/Mark Watson	Hawley, Pa.
51	Vranic, Jason	LB	Sr./Jr.	6-0	222	Erie C.C./Scott Pilkey	Wheatfield, N.Y.
38	Wade, Lamont	CB	Fr./Fr.	5-9	196	Clairton/Wayne Wade	Clairton, Pa.
31	Welde, Christopher	WR	Jr./So.	5-7	167	Council Rock North/Adam Collachi	Newtown, Pa.
80	Weller, Justin	WR	Fr./Fr.	6-0	187	Wilson/Doug Dahms	Sinking Spring, Pa.
54	Windsor, Robert *	DT	Jr./So.	6-4	303	Fond Du Lac/Mike Gnewuch	Fond Du Lac, Wis.
77	Wright, Chasz **	OL	Sr./Jr.	6-7	358	Milford Academy/Bill Chaplick	Woodbridge, Va.
7	Zembiec, Jake	QB	So./Fr.	6-3	219	Aquinas Institute/Chris Battaglia	Rochester, N.Y.

* - Letters won

^ - 5th-year senior



RECORD WATCH

RUSHING

RUSHING YARDAGE, CAREER

1.	3,932	Evan Royster, 2007-10
2.	3,398	Curt Warner, 1979-82
3.	3,320	Tony Hunt, 2003-06
4.	3,301	Blair Thomas, 1985-87, 89
5.	3,256	Curtis Enis, 1995-97
6.	3,227	D.J. Dozier, 1983-86
7.	3,090	Saquon Barkley, 2015-pres.
8.	2,953	Larry Johnson, 1999-2002
9.	2,934	Lydell Mitchell, 1969-71
10.	2,829	Ki-Jana Carter, 1992-94

RUSHING YARDAGE, SEASON

1.	2,087	Larry Johnson, 2002
2.	1,567	Lydell Mitchell, 1971
3.	1,539	Ki-Jana Carter, 1994
4.	1,522	John Cappelletti, 1973
5.	1,496	Saquon Barkley, 2016
6.	1,414	Blair Thomas, 1987
7.	1,386	Tony Hunt, 2006
8.	1,363	Curtis Enis, 1997
9.	1,341	Blair Thomas, 1989
10.	1,329	Rodney Kinlaw, 2007
11.	1,241	Silas Redd, 2011
12.	1,236	Evan Royster, 2008
13.	1,210	Curtis Enis, 1996
14.	1,169	Evan Royster, 2009
15.	1,117	John Cappelletti, 1972
16.	1,082	Lenny Moore, 1954
17.	1,076	Saquon Barkley, 2015

RUSHING YARDAGE, GAME

1.	327	Larry Johnson at Indiana, 2002
2.	279	Larry Johnson vs. Illinois, 2002
279	Larry Johnson vs. Michigan State, 2002	
4.	257	Larry Johnson vs. Northwestern, 2002
5.	256	Curt Warner at Syracuse, 1981
6.	250	Shorty Miller vs. Carnegie Tech, 1913
7.	243	Bob Pollard at Rutgers, 1951
8.	241	Curtis Enis vs. USC, 1996
9.	239	Bob Campbell vs. Syracuse, 1968
10.	238	Curt Warner at Nebraska, 1981
11.	227	Ki-Jana Carter vs. Michigan State, 1994
12.	225	Matt Suhey vs. Army, 1979
13.	220	John Cappelletti vs. N.C. State, 1973
14.	214	Blair Thomas vs. Notre Dame, 1987
15.	211	Lydell Mitchell at Iowa, 1971
211	Curtis Enis vs. Ohio State, 1997	
211	Eric McCoo vs. Ohio State, 1999	
211	Saquon Barkley at Iowa, 2017	
19.	210	Ki-Jana Carter at Minnesota, 1994
20.	209	Lydell Mitchell vs. Maryland, 1971
21.	208	Shelly Hammonds at Boston College, 1990
22.	207	Saquon Barkley at Purdue, 2016
23.	206	Eric McCoo vs. Michigan State, 1998
24.	204	John Cappelletti vs. Ohio U., 1973
25.	202	John Cappelletti at Maryland, 1973
202	Saquon Barkley vs. Maryland, 2016	
27.	201	Bill Belton vs. Illinois, 2013

200-YARD RUSHING GAMES, CAREER

1.	4	Larry Johnson, 2002
2.	3	John Cappelletti, 1973
3	Saquon Barkley, 2015-pres.	
4.	2	Lydell Mitchell, 1971
2	Curt Warner, 1981	
2	Ki-Jana Carter, 1994	
2	Curtis Enis, 1996-97	
2	Eric McCoo, 1997-98	

100-YARD RUSHING GAMES, CAREER

1.	18	Curt Warner, 1979-82
2.	17	Ki-Jana Carter, 1993-94
17	Curtis Enis, 1995-97	
17	Blair Thomas, 1986-89	
5.	15	Tony Hunt, 2004-06
15	Lydell Mitchell, 1969-71	
15	Evan Royster, 2007-10	
8.	13	John Cappelletti, 1972-73
9.	12	Lenny Moore, 1953-55
12	Saquon Barkley, 2015-pres.	
11.	11	D.J. Dozier, 1983-86
11	Zach Zwinak, 2012-13	

RUSHING TOUCHDOWNS, CAREER

1.	38	Lydell Mitchell, 1969-71
2.	36	Curtis Enis, 1995-97
3.	34	Ki-Jana Carter, 1992-94
4.	30	Charlie Pittman, 1967-69
5.	29	John Cappelletti, 1972-73
29	Richie Anderson, 1989-92	
29	Evan Royster, 2007-10	
29	Saquon Barkley, 2015-pres.	
9.	26	Matt Suhey, 1976-79
26	Larry Johnson, 1999-2002	

RUSHING TOUCHDOWNS, SEASON

1.	26	Lydell Mitchell, 1971
2.	23	Ki-Jana Carter, 1994
3.	20	Larry Johnson, 2002
4.	19	Curtis Enis, 1997
5.	18	Richie Anderson, 1992
18	Saquon Barkley, 2016	
7.	17	John Cappelletti, 1973
8.	14	Charlie Pittman, 1968
9.	13	Curtis Enis, 1996
13	Bull McCleary, 1907	
13	Harry Robb, 1917	
13	Curtis Enis, 1996	

LONGEST RUSHING PLAYS

1.	92 (Not a TD)	Blair Thomas, vs. Syracuse 1986
	92	Bill Belton at Indiana, 2014
3.	90	Bill Suter at Navy, 1894
4.	87	Bob Campbell vs. Syracuse, 1968
5.	86	Bob Riggie at West Virginia, 1964
6.	84	Chafie Fields vs. Texas, 1997 Fiesta
84	Larry Johnson vs. Illinois, 2002	
8.	83	Ki-Jana Carter vs. Oregon, 1995 Rose
9.	81	Saquon Barkley at Purdue, 2016
81	8 tied	
10.	80	
18.	79	Saquon Barkley vs. Akron, 2017
	79	Sparky Brown vs. Bucknell, 1942
	79	Lenny Moore at Pittsburgh, 1953
	79	Saquon Barkley vs. USC, 2016

PASSING

PASSING YARDS, CAREER

1.	8,457	Christian Hackenberg, 2013-15
2.	7,212	Zack Mills, 2001-04
3.	6,390	Matt McGloin, 2009-12
4.	5,869	Tony Sacca, 1988-91
5.	5,742	Daryll Clark, 2006-09
6.	5,382	Chuck Fusina, 1975-78
7.	5,304	Kerry Collins, 1991-94
8.	5,275	Anthony Morelli, 2004-07
9.	4,836	Trace McSorley, 2015-pres.
10.	4,812	Todd Blackledge, 1980-82

PASSING YARDS, SEASON

1.	3,360	Trace McSorley, 2016
2.	3,271	Matt McGloin, 2012
3.	3,003	Daryll Clark, 2009
4.	2,977	Christian Hackenberg, 2014
5.	2,955	Christian Hackenberg, 2013
6.	2,679	Kerry Collins, 1994
7.	2,651	Anthony Morelli, 2007
8.	2,592	Daryll Clark, 2008
9.	2,525	Christian Hackenberg, 2015
10.	2,488	Tony Sacca, 1991

PASSING YARDAGE, GAME

1.	454	Christian Hackenberg vs. UCF, 2014
2.	399	Zack Mills vs. Iowa, 2002
3.	395	Matt McGloin vs. Indiana, 2012
4.	384	Trace McSorley vs. Wisconsin, 2016
5.	379	Michael Robinson vs. Wisconsin, 2003
6.	376	Trace McSorley vs. Michigan State, 2016
7.	371	Christian Hackenberg vs. Boston Coll., 2014
8.	366	Mike McQueary vs. Pitt, 1997
9.	358	Todd Blackledge at Miami (Fla.), 1981
10.	353	Daryll Clark vs. Akron, 2009
11.	352	Kerry Collins at Michigan State, 1993
12.	341	Daryll Clark vs. Michigan State, 2008
13.	340	Christian Hackenberg at Indiana, 2013
14.	339	Christian Hackenberg at Wisconsin, 2013
15.	335	Trace McSorley vs. Minnesota, 2016
16.	332	Trace McSorley at Pitt, 2016
332	Trace McSorley at Indiana, 2016	

LONGEST PASS PLAYS

1.	92	Bob Higgins from Bill Hess at Pitt, 1919
2.	86	Jim Scott from Steve Joachim at Navy, 1971
3.	85	Saquon Barkley from Trace McSorley vs. Georgia St., 2017
4.	82	Eric Hamilton from Matt Knizner vs. Pitt, 1986
5.	82	Freddie Scott from Kerry Collins vs. Rutgers, 1994
6.	80	Paul Johnson from Tom Sherman at Maryland, 1967
80	Dean DiMidio from Doug Strang vs. Alabama, 1983	
80	Stephfon Green from Pat Devlin vs. Michigan, 2008	
80	Derek Moye from Rob Bolden vs. Illinois, 2010	
80	Ivin Charles from Trace McSorley vs. Minnesota, 2016	

300-YARD PASSING GAMES, CAREER

1.	9	Christian Hackenberg, 2013-15
2.	6	Matt McGloin, 2009-12
6	Trace McSorley, 2015-pres.	
4.	4	Kerry Collins, 1991-94
5.	3	Daryll Clark, 2006-09

300-YARD PASSING GAMES, SEASON

1.	5	Trace McSorley, 2016
2.	4	Matt McGloin, 2012
4	Christian Hackenberg, 2013	
4	Christian Hackenberg, 2014	
5.	2	Kerry Collins, 1994
2	Daryll Clark, 2009	

200-YARD PASSING GAMES, CAREER

1.	21	Christian Hackenberg, 2013-15
2.	18	Matt McGloin, 2009-12
3.	16	Kerry Collins, 1991-94
16	Zack Mills, 2001-04	
5.	14	Daryll Clark, 2006-09
14	Trace McSorley, 2015-pres.	
7.	11	Chuck Fusina, 1975-78
11	Tony Sacca, 1988-91	
11	Anthony Morelli, 2004-07	
9.	9	Todd Blackledge, 1980-82
9	Wally Richardson, 1992, 94-96	

200-YARD PASSING GAMES, SEASON

1.	11	Matt McGloin, 2012
11	Trace McSorley, 2016	
3.	10	Kerry Collins, 1994
4.	9	Christian Hackenberg, 2013
5.	8	Daryll Clark, 2009
6.	7	Todd Blackledge, 1982
7	Michael Robinson, 2005	
8.	6	Wally Richardson, 1995
6	Mike McQueary, 1997	
--	3	Trace McSorley, 2017

PASS COMPLETIONS, CAREER

1.	693	Christian Hackenberg, 2013-15
2.	606	Zack Mills, 2001-04
3.	513	Matt McGloin, 2009-12
4.	460	Anthony Morelli, 2004-07
5.	444	Daryll Clark, 2006-09
6.	401	Tony Sacca, 1988-91
7.	378	Wally Richardson, 1992, 94-96
8.	371	Chuck Fusina, 1975-78
9.	370	Kerry Collins, 1991-94
10.	341	Todd Blackledge, 1980-82
--	326	Trace McSorley, 2015- pres.

PASS COMPLETIONS, SEASON

1.	270	Matt McGloin, 2012
270	Christian Hackenberg, 2014	
3.	234	Anthony Morelli, 2007
4.	232	Daryll Clark, 2009
5.	231	Christian Hackenberg, 2013
6.	224	Trace McSorley, 2016
7.	208	Anthony Morelli, 2006
8.	192	Daryll Clark, 2008
192	Christian Hackenberg, 2015	
10.	193	Wally Richardson, 1995

PASS ATTEMPTS, CAREER

1.	1235	Christian Hackenberg, 2013-15
2.	1082	Zack Mills, 2001-04
3.	894	Matt McGloin, 2009-12
4.	824	Tony Sacca, 1988-91
5.	821	Anthony Morelli, 2004-07
6.	814	Zack Mills, 2001-04
7.	738	Daryll Clark, 2006-09
8.	692	Wally Richardson, 1992, 94-96
9.	665	Chuck Fusina, 1975-78
10.	658	Todd Blackledge, 1980-82
--	551	Trace McSorley, 2015-pres.

PASS ATTEMPTS, SEASON

1.	484	Christian Hackenberg, 2014
2.	446	Matt McGloin, 2012
3.	402	Anthony Morelli, 2007
4.	392	Christian Hackenberg, 2013
5.	387	Trace McSorley, 2016
6.	386	Anthony Morelli, 2006
7.	381	Daryll Clark, 2009
8.	359	Christian Hackenberg, 2015
9.	335	Wally Richardson, 1995
10.	333	Zack Mills, 2002

PASSING TOUCHDOWNS, CAREER

1.	48	Christian Hackenberg, 2013-15
2.	46	Matt McGloin, 2009-12
3.	43	Daryll Clark, 2006-09
4.	41	Todd Blackledge, 1980-82
41	Tony Sacca, 1988-91	
41	Zack Mills, 2001-04	
41	Trace McSorley, 2015-pres.	
8.	39	Kerry Collins, 1991-94
9.	37	Chuck Fusina, 1975-78
10.	31	Anthony Morelli, 2004-07

PASSING TOUCHDOWNS, SEASON

1.	29	Trace McSorley, 2016
2.	24	Daryll Clark, 2009
24	Matt McGloin, 2012	
4.	22	Todd Blackledge, 1982
5.	21	Tony Sacca, 1991
21	Kerry Collins, 1994	
7.	20	Christian Hackenberg, 2013
8.	19	Doug Strang, 1983
19	Anthony Morelli, 2007	
19	Daryll Clark, 2008	

PASSING TOUCHDOWNS, GAME

1.	5	Tony Sacca vs. Georgia Tech, 1991
5	Rashard Casey vs. La. Tech, 2000	
3.	4	Tom Sherman vs. Pittsburgh, 1967
4	Chuck Fusina vs. Syracuse, 1978	
4	Todd Blackledge vs. Temple, 1982	
4	Todd Blackledge vs. Maryland, 1982	
4	Todd Blackledge vs. Rutgers, 1982	
4	John Sacca vs. Minnesota, 1993	
4	Kerry Collins vs. Rutgers, 1993	
4	Wally Richardson vs. Auburn, 1995	
4	Zack Mills vs. Iowa, 2002	
4	Michael Robinson at Illinois, 2005	
4	Anthony Morelli vs. Buffalo, 2007	
4	Daryll Clark vs. Michigan State, 2008	
4	Matt McGloin vs. Northwestern, 2010	
4	Matt McGloin vs. Navy, 2012	
4	Matt McGloin vs. Indiana, 2012	
4	Christian Hackenberg at Wisconsin, 2013	
4	Christian Hackenberg vs. Boston Coll., 2014	
4	Trace McSorley vs. Michigan State, 2016	
4	Trace McSorley vs. Wisconsin, 2016	
4	Trace McSorley vs. USC, 2016	
4	Trace McSorley vs. Georgia State, 2017	

PASSING TD PERCENTAGE, CAREER

1.	9.14	Elwood Petchel, 1946-48
2.	7.67	Tom Shuman, 1972-74
3.	7.44	Trace McSorley, 2015-pres.
4.	7.17	Mike McQueary, 1994-97
5.	6.76	Galen Hall, 1959-61
6.76	Pete Liske, 1961-63	
7.	6.48	John Sacca, 1992-93
8.	6.37	John Huffnagel, 1970-72
9.	6.23	Todd Blackledge, 1980-82
10.	5.94	Kerry Collins, 1991-94

RECORD WATCH

PASSING TD PERCENTAGE, SEASON

- 8.08 Tom Shuman, 1973
- 8.06 Trace McSorley, 2017**
- 7.95 Kerry Collins, 1994
- 7.85 Kevin Thompson, 1999
- 7.53 Todd Blackledge, 1982
- 7.49 Trace McSorley, 2016
- 7.41 Pete Liske, 1962
- 7.35 John Hufnagel, 1971
- 7.34 Doug Strang, 1983
- 7.19 Tony Sacca, 1991
- 6.94 John Hufnagel, 1972

YARDS PER PASS ATTEMPT, CAREER

- 8.89 Mike McQueary, 1994-97
- 8.78 Trace McSorley, 2015-pres.**
- 8.69 John Hufnagel, 1970-72
- 8.09 Chuck Fusina, 1975-78
- 8.07 Kerry Collins, 1991-94
- 7.91 Tom Shuman, 1972-74
- 7.78 Daryll Clark, 2006-09
- 7.49 Kevin Thompson, 1996-99
- 7.46 Tom Sherman, 1965-67
- 7.31 Todd Blackledge, 1980-82

YARDS PER PASS ATTEMPT, SEASON

- 10.15 Kerry Collins, 1994
- 9.44 John Hufnagel, 1972
- 9.33 Trace McSorley, 2016
- 9.03 Chuck Fusina, 1977
- 9.00 Milt Plum, 1956
- 8.71 John Hufnagel, 1971
- 8.67 Mike McQueary, 1997
- 8.54 Tom Shuman, 1973
- 8.52 Tony Sacca, 1991
- 8.36 Trace McSorley, 2017**

PASSING EFFICIENCY, CAREER

- 153.5 Trace McSorley, 2015-pres.**
- 145.6 Mike McQueary, 1994-97
- 140.8 John Hufnagel, 1970-72
- 140.4 Daryll Clark, 2006-09
- 137.3 Kerry Collins, 1991-94
- 136.7 Tom Shuman, 1972-74
- 132.5 Chuck Fusina, 1975-78
- 128.3 Matt McGloin, 2009-12
- 127.7 Pete Liske, 1961-63
- 127.0 Tom Bill, 1987-90

PASSING EFFICIENCY, SEASON

- 172.9 Kerry Collins, 1994
- 158.2 Trace McSorley, 2017**
- 156.9 Trace McSorley, 2016
- 151.8 John Hufnagel, 1971
- 149.8 Tony Sacca, 1991
- 148.0 John Hufnagel, 1972
- 146.4 Chuck Fusina, 1977
- 145.0 Mike McQueary, 1997
- 143.7 Tom Shuman, 1973
- 143.4 Daryll Clark, 2008
- 142.6 Daryll Clark, 2009

INT. PERCENTAGE, CAREER

- 2.00 Trace McSorley, 2015-pres.**
- 2.02 Wally Richardson, 1992, 94-96
- 2.10 Matt McGloin, 2009-12
- 2.14 Anthony Morelli, 2004-07
- 2.17 Daryll Clark, 2006-09
- 2.31 John Sacca, 1992-93
- 2.31 Anthony Morelli, 2004-07
- 2.51 Christian Hackenberg, 2013-15
- 2.82 Pete Liske, 1961-63
- 2.83 Rashard Casey, 1997-2000

INT. PERCENTAGE, SEASON

- 1.12 Matt McGloin, 2012
- 1.46 Kerry Collins, 1992
- 1.67 Christian Hackenberg, 2015
- 1.71 Tony Sacca, 1991
- 1.79 Wally Richardson, 1995
- 1.86 Daryll Clark, 2008
- 1.94 John Sacca, 1992
- 1.96 John Shaffer, 1986
- 2.07 Anthony Morelli, 2006
- 2.07 Trace McSorley, 2016

RECEIVING

RECEIVING YARDAGE, CAREER

- 3,026 Bobby Engram, 1991, 93-95
- 2,771 Deon Butler, 2005-08
- 2,474 Allen Robinson, 2011-13
- 2,421 Chris Godwin, 2014-16
- 2,395 Derek Moye, 2008-11
- 2,194 DaeSean Hamilton, 2014-pres.**
- 2,015 Jordan Norwood, 2005-08
- 2,008 Bryant Johnson, 1999-2002
- 2,006 Kenny Jackson, 1980-83
- 1,988 O.J. McDuffie, 1988-92
- 1,894 Joe Jurevicius, 1994-97
- 1,837 Jack Curry, 1965-67
- 1,825 Terry Smith, 1988-91
- 1,743 Derrick Williams, 2005-08
- 1,702 Tony Johnson, 2000-03
- 1,520 Freddie Scott, 1993-95
- 1,437 Chafie Fields, 1996-99
- 1,343 Ted Kwalick, 1966-68
- 1,263 Scott Fitzkee, 1975-78
- 1,222 David Daniels, 1988-90
- 1,132 Eddie Drummond, 1998-2001
- 1,058 Jimmy Cefalo, 1974-77
- 1,066 Mike Gesicki, 2014-pres.**
- 1,038 Dan Natale, 1972-74
- 1,016 Mickey Shuler, 1975-77
- **898 Saquon Barkley, 2015-pres.**

RECEIVING YARDAGE, SEASON

- 1,432 Allen Robinson, 2013
- 1,101 Chris Godwin, 2015
- 1,084 Bobby Engram, 1995
- 1,029 Bobby Engram, 1994
- 1,013 Allen Robinson, 2012
- 982 Chris Godwin, 2016
- 977 O.J. McDuffie, 1992
- 973 Freddie Scott, 1994
- 917 Bryant Johnson, 2002
- 899 DaeSean Hamilton, 2014

RECEIVING YARDAGE, GAME

- 216 Deon Butler vs. Northwestern, 2006
- 212 O.J. McDuffie vs. Boston College, 1992
- 203 Bobby Engram at Purdue, 1995
- 200 Bobby Engram vs. Rutgers, 1994
- 197 Allen Robinson vs. Indiana, 2012
- 187 Chris Godwin vs. USC, 2016
- 177 Chafie Fields at Miami (Fla.), 1999
- 175 Bobby Engram at Rutgers, 1995
- 173 Allen Robinson at Indiana, 2013
- 173 Allen Robinson at Ohio State, 2013
- 173 Geno Lewis vs. UCF, 2014
- 169 Bobby Engram vs. Michigan St., 1994
- 165 Terry Smith at USC, 1991
- 165 Bobby Engram vs. Minnesota, 1993
- 165 Allen Robinson vs. Illinois, 2013
- 165 DaeSean Hamilton vs. UCF, 2014
- 158 Kenny Jackson at Pittsburgh, 1981
- 158 Derek Moye at Indiana, 2011
- 156 Joe Jurevicius at Indiana, 1996
- 155 Len Krouse at Syracuse, 1940
- 155 Saeed Blacknall vs. Wisconsin, 2016

100-YD RECEIVING GAMES, CAREER

- 16 Bobby Engram, 1993-95
- 10 Allen Robinson, 2012-2013
- 9 Joe Jurevicius, 1996-97
- 9 Chris Godwin, 2014-16
- 8 Bryant Johnson, 2001-02
- 7 O.J. McDuffie, 1991-92
- 6 Deon Butler, 2005-08
- 6 Kenny Jackson, 1981-83
- 6 Derek Moye, 2009-11
- 6 Freddie Scott, 1994-95
- 5 Terry Smith, 1990-91
- 5 DaeSean Hamilton, 2014-pres.**
- 4 Ted Kwalick, 1967-68
- 4 Jordan Norwood, 2005-08
- 3 Eight Tied
- 2 Seven Tied
- 2 Saeed Blacknall, 2015-pres.**

100-YD RECEIVING GAMES, SEASON

- 8 Allen Robinson, 2013
- 6 Bobby Engram, 1993
- 6 Bobby Engram, 1995
- 5 O.J. McDuffie, 1992
- 5 Freddie Scott, 1994
- 5 Joe Jurevicius, 1996
- 5 Bryant Johnson, 2001
- 5 Chris Godwin, 2016
- 4 Bobby Engram, 1994
- 4 Joe Jurevicius, 1997
- 4 DaeSean Hamilton, 2014

RECEPTIONS, CAREER

- 179 Deon Butler, 2005-08
- 177 Allen Robinson, 2011-13
- 172 DaeSean Hamilton, 2014-pres.**
- 167 Bobby Engram, 1991, 93-95
- 161 Derrick Williams, 2005-08
- 158 Jordan Norwood, 2005-08
- 154 Chris Godwin, 2014-16
- 144 Derek Moye, 2008-11
- 125 David Daniels, 1988-92
- 117 Jack Curry, 1965-67

RECEPTIONS, SEASON

- 97 Allen Robinson, 2013
- 82 DaeSean Hamilton, 2014
- 77 Allen Robinson, 2012
- 69 Chris Godwin, 2015
- 63 O.J. McDuffie, 1992
- 63 Bobby Engram, 1995
- 59 Chris Godwin, 2016
- 55 Terry Smith, 1991
- 55 Derrick Williams, 2007
- 55 Geno Lewis, 2014
- 53 Derek Moye, 2010
- 52 Bobby Engram, 1994
- 51 Bryant Johnson, 2002
- 48 Four Tied
- 48 Mike Gesicki, 2016

RECEIVING TOUCHDOWNS, CAREER

- 31 Bobby Engram, 1991, 93-95
- 25 Kenny Jackson, 1980-83
- 22 Deon Butler, 2005-08
- 18 Derek Moye, 2008-11
- 18 Chris Godwin, 2014-16
- 17 Allen Robinson, 2011-13
- 16 O.J. McDuffie, 1988-92
- 15 Terry Smith, 1988-91
- 15 Joe Jurevicius, 1994-97
- 13 Jordan Norwood, 2005-08
- **10 Mike Gesicki, 2014-pres.**
- **10 DaeSean Hamilton, 2014-pres.**

RECEIVING TOUCHDOWNS, SEASON

- 13 Bobby Engram, 1993
- 11 Bobby Engram, 1995
- 11 Allen Robinson, 2012
- 11 Chris Godwin, 2016
- 10 Joe Jurevicius, 1997
- 9 O.J. McDuffie, 1992
- 9 Freddie Scott, 1994
- 9 Deon Butler, 2005
- 9 Terry Smith, 1991
- 8 Derek Moye, 2010
- **4 Mike Gesicki, 2017**

TOTAL OFFENSE/ALL-PURPOSE

TOTAL OFFENSE, CAREER

Total	Rush	Pass
8,215	-242	8,457
7,796	584	7,212
6,361	619	5,742
6,000	131	5,869
5,745	-59	5,804
6,442	606	4,836
5,300	-4	5,304
5,168	1637	3,531
5,162	-220	5,382
5,154	-121	5,275

Christian Hackenberg, 2013-15
Zack Mills, 2001-04
Daryll Clark, 2006-09
Tony Sacca, 1988-91
Matt McGloin, 2009-12
Trace McSorley, 2015-pres.
Kerry Collins, 1991-94
Michael Robinson, 2002-05
Chuck Fusina, 1975-78
Anthony Morelli, 2004-07

TOTAL OFFENSE, SEASON

Total	Rush	Pass
3,979	212	3,614
3,215	-51	3,266
3,214	211	3,003
3,156	806	2,350
2,887	-68	2,955
2,883	-94	2,977
2,874	282	2,592
2,660	-19	2,679
2,638	-13	2,651
2,618	201	2,417

Trace McSorley, 2016
Matt McGloin, 2012
Daryll Clark, 2009
Michael Robinson, 2005
Christian Hackenberg, 2013
Christian Hackenberg, 2014
Daryll Clark, 2008
Kerry Collins, 1994
Anthony Morelli, 2007
Zack Mills, 2002

TOTAL OFFENSE, GAME

Total	Rush	Pass
456	2	454
418	138	280
408	73	335
398	19	379
389	-10	399
389	13	376
369	67	302
364	-20	364
363	92	271
363	125	238
363	-32	395

C. Hackenberg vs. UCF, 2014
Z. Mills vs. Ohio State, 2011
T. McSorley vs. Minnesota, 2016
M. Robinson vs. Wisconsin, 2003
Z. Mills vs. Iowa, 2012
T. McSorley vs. Michigan St., 2016
R. Casey vs. Iowa, 2000
T. McSorley vs. Wisconsin, 2016
J. Hufnagel at Boston College, 1972
M. Robinson vs. Wisconsin, 2005
M. McGloin vs. Indiana, 2012

TDs RESPONSIBLE FOR, CAREER

- 65 Daryll Clark, 2006-09
- 54 Christian Hackenberg, 2013-15
- 52 Zack Mills, 2001-04
- 51 Todd Blackledge, 1980-82
- 50 Trace McSorley, 2015-pres.**
- 49 Matt McGloin, 2009-12
- 47 Tony Sacca, 1988-91
- 43 Chuck Fusina, 1975-78
- 43 Michael Robinson, 2002-05
- 39 Kerry Collins, 1991-94

TDs RESPONSIBLE FOR, SEASON

- 36 Trace McSorley, 2016
- 31 Daryll Clark, 2009
- 29 Daryll Clark, 2008
- 29 Matt McGloin, 2012
- 28 Michael Robinson, 2005
- 26 Lydell Mitchell, 1971
- 25 Todd Blackledge, 1982
- 25 Tony Sacca, 1991
- 24 Christian Hackenberg, 2013
- 24 Doug Strang, 1983
- 23 Ki-Jana Carter, 1994
- 23 Kerry Collins, 1994
- 21 John Hufnagel, 1972
- 20 Zack Mills, 2002
- 20 Larry Johnson, 2002
- **12 Trace McSorley, 2017**

ALL-PURPOSE YARDS, CAREER

Total	Rush	Rec.	Ret.
5,045	2,953	681	1,411
4,982	3,398	662	922
4,512	3,301	477	734
4,502	3,932	562	8
4,231	3,320	799	112
4,222	3,090	898	234
4,156	594	1,743	1,819
4,043	155	3,026	862
4,034	3,256	506	272
3,904	2,934	470	500

Larry Johnson, 1999-2002
Curt Warner, 1979-82
Blair Thomas, 1985-87, 89
Evan Royster, 2007-10
Tony Hunt, 2003-06
Saquon Barkley, 2015-pres.
Derrick Williams, 2005-08
Bobby Engram, 1991, 93-95
Curtis Enis, 1995-97
Lydell Mitchell, 1969-71

ALL-PURPOSE YARDS, SEASON

Total	Rush	Rec.	Ret.
2,655	2,087	349	219
1,972	1,496	402	74
1,831	133	977	721
1,772	1,414	300	58
1,754	1,567	154	33
1,743	1,539	123	81
1,645	1,386	259	0
1,607	1,522	69	16
1,578	1,363	215	0
1,535	1,341	118	76
-- 1,013	1,318	335	160

Larry Johnson, 2002
Saquon Barkley, 2016
O.J. McDuffie, 1992
Blair Thomas, 1987
Lydell Mitchell, 1971
Ki-Jana Carter, 1994
Tony Hunt, 2006
John Cappelletti, 2003
Curtis Enis, 1997
Blair Thomas, 1989



RECORD WATCH

ALL-PURPOSE YARDS, GAME

	Total	Rush	Rec.	Ret.	
1.	358	211	94	53	Saquon Barkley at Iowa, 2017
2.	341	256	20	65	C. Warner at Syracuse, 1981
3.	327	327	0	0	L. Johnson at Indiana, 2002
4.	306	194	55	57	Saquon Barkley vs. USC, 2016
5.	302	115	0	187	H. Wilson vs. Navy, 1923
6.	297	279	0	18	L. Johnson vs. Illinois, 2002
7.	295	88	49	158	B. Campbell at Navy, 1967
8.	289	279	10	0	L. Johnson vs. Michigan St., 2002
9.	282	0	112	170	G. Hayman vs. N.C. State, 1973
	282	132	0	150	S. Pitts vs. Iowa, 1995
11.	280	100	71	109	C. Warner vs. Rutgers, 1979
	280	43	212	25	O.J. McDuffie vs. BC, 1992
13.	278	162	42	74	H. Wilson at Penn, 1923
	278	243	0	35	B. Pollard at Rutgers, 1951
	278	238	26	14	C. Warner at Nebraska, 1981
16.	277	207	77	0	Saquon Barkley at Purdue, 2016

PUNTING

PUNTING AVERAGE, CAREER

(Minimum 45 punts)

1.	43.1	Jeremy Boone, 2007-09
2.	43.0	Blake Gillikin, 2016-pres.
	43.0	George Reynolds, 1980-83
4.	41.8	Ralph Giacommaro, 1979-82
5.	41.8	Pat Pidgeon, 1996-99
6.	41.7	John Bruno Jr., 1984-86
	41.7	Jeremy Kapinos, 2003-06
	41.7	Anthony Fera, 2010-11
9.	40.5	Chris Clauss, 1987
10.	40.0	David Royer, 1999-2002
11.	39.0	Doug Helkowski, 1988-91
12.	38.9	Bob Parsons, 1969-71
13.	38.8	Daniel Pasquariello, 2014-pres.

PUNTING AVERAGE, SEASON

(Minimum 30 punts)

1.	43.6	Ralph Giacommaro, 1981
2.	43.3	Ralph Giacommaro, 1980
	43.3	Jeremy Boone, 2009
4.	43.0	Jeremy Boone, 2007
	43.0	Jeremy Boone, 2008
6.	42.9	John Bruno Jr., 1985
7.	42.8	Blake Gillikin, 2016
8.	42.6	George Reynolds, 1983
	42.6	Pat Pidgeon, 1997
	42.6	Pat Pidgeon, 1998

PUNTING AVERAGE, GAME

(Minimum 4 punts)

1.	54.8	Ralph Giacommaro at Syracuse, 1981
2.	52.4	Bob Campbell vs. Miami (Fla.), 1968
3.	52.0	Jeremy Kapinos vs. Purdue, 2004
4.	51.4	Jeremy Boone vs. Texas A&M, 2007
5.	51.0	Doug Helkowski vs. Texas, 1990
6.	50.8	Blake Gillikin vs. USC, 2016
7.	50.5	Jeremy Kapinos at Ohio State, 2004
	50.5	Jeremy Kapinos at Ohio State, 2006
9.	49.5	Jeremy Boone at Illinois, 2009
10.	48.8	Chris Gulla vs. Akron, 2014
11.	48.7	Jeremy Kapinos vs. Boston College, 2003

LONGEST PUNTS

1.	89	Coop French at Iowa, 1930
2.	78	Jeremy Kapinos at Ohio State, 2004
3.	76	Chris Clauss vs. Rutgers, 1987
4.	74	Anthony Fera at Iowa, 2010
5.	73	Milt Plum at Ohio State, 1956
6.	71	Joe Colone at Syracuse, 1946
7.	71	John Bruno Jr. vs. Boston College, 1985
8.	70	Coop French at Iowa, 1930
	70	Joe Colone at Syracuse, 1946
	70	Jeremy Kapinos vs. Purdue, 2004
	70	Jeremy Boone at Illinois, 2007
12.	69	Bob Parsons at Colorado, 1970
	69	Anthony Fera vs. Purdue, 2011
	69	Blake Gillikin at Pitt, 2016
15.	68	Jeremy Kapinos at Ohio State, 2006
	68	Jeremy Boone at Indiana, 2007
17.	67	Joe Colone vs. Navy, 1947
	67	Art Betts vs. Michigan State, 1951
	67	Wayne Corbett at Pittsburgh, 1965
20.	66	Frank Hershey vs. Maryland, 1964
	66	Jeremy Boone at Illinois, 2009
	66	Alex Butterworth vs. Michigan, 2013
23.	65	W.G. Cooper vs. Villanova, 1935
	65	Tom Cherry vs. UCLA, 1967
	65	Bob Parsons vs. Colorado, 1969
	65	Blake Gillikin vs. USC, 2016

KICKING

FIELD GOALS, CAREER

	FG	FGA	Pct.	
1.	78	107	72.9	Kevin Kelly, 2005-08
2.	54	75	72	Sam Ficken, 2011-14
3.	50	80	62.5	Craig Fayak, 1990-93
4.	47	63	74.6	Travis Forney, 1996-99
5.	45	61	73.7	Brett Conway, 1993-96
6.	40	59	67.6	Massimo Manca, 1982, 84-86
7.	39	61	63.9	Matt Bahr, 1976-78
	39	61	63.9	Robbie Gould, 2001-04
9.	38	49	77.6	Nick Gancitano, 1981-84
10.	36	48	75	Collin Wagner, 2007-10
11.	35	63	55.6	Chris Bahr, 1973-75
12.	34	40	85.0	Tyler Davis, 2015-pres.

FIELD GOALS, SEASON

	FG	FGA	Pct.	
1.	24	29	82.8	Sam Ficken, 2014
2.	22	27	81.5	Matt Bahr, 1978
	22	34	64.7	Kevin Kelly, 2006
	22	24	91.7	Tyler Davis, 2016
5.	21	26	80.8	Massimo Manca, 1985
	21	26	80.8	Travis Forney, 1999
7.	20	29	68.9	Travis Forney, 1998
	20	26	76.9	Kevin Kelly, 2007
	20	24	83.3	Kevin Kelly, 2008
	20	25	80	Collin Wagner, 2010

SCORING

SCORING, CAREER

	Points	TD	PAT	FG	
1.	425	1	*183	78	Kevin Kelly, 2005-08
2.	282	0	132	50	Craig Fayak, 1990-93
3.	276	0	141	45	Brett Conway, 1993-96
4.	271	0	109	54	Sam Ficken, 2011-14
5.	258	0	117	47	Travis Forney, 1996-99
6.	246	41	0	0	Lydell Mitchell, 1969-71
7.	232	0	115	39	Robbie Gould, 2001-04
8.	230	38	**0	0	Curtis Enis, 1995-97
9.	216	36	0	0	Saquon Barkley, 2015-pres.
10.	206	0	86	40	Massimo Manca, 1982, 84-86
	206	34	**0	0	Larry Johnson, 1999-2002
12.	204	34	0	0	Ki-Jana Carter, 1992-94
13.	198	33	0	0	Curt Warner, 1979-82
14.	195	0	93	34	Tyler Davis, 2015-pres.
15.	192	32	0	0	Charlie Pittman, 1967-69
	192	32	0	0	Bobby Engram, 1991, 93-95
17.	191	0	74	39	Matt Bahr, 1976-78
	191	0	83	36	Collin Wagner, 2007-10

*2-pt conversion run; **2-pt conversion reception

SCORING, SEASON

	Points	TD	PAT	FG	
1.	174	29	0	0	Lydell Mitchell, 1971
2.	140	23	**0	0	Larry Johnson, 2002
3.	138	23	0	0	Ki-Jana Carter, 1994
4.	132	22	0	0	Saquon Barkley, 2016
	128	0	62	22	Tyler Davis, 2016
6.	122	20	**0	0	Curtis Enis, 1997
7.	120	0	60	20	Kevin Kelly, 2008
8.	119	11	—	—	Pete Mauthe, 1909
9.	116	19	*0	0	Richie Anderson, 1992
10.	110	1	44	20	Kevin Kelly, 2007
11.	107	0	44	21	Travis Forney, 1999
12.	102	17	0	0	John Cappelletti, 1973

*2-pt conversion run; **2-pt conversion reception

SCORING, GAME

	Points	TD	PAT	FG	
1.	36	6	0	0	H. Robb vs. Gettysburg, 1917
2.	33	4	9	0	C. Forkum at Pitt, 1903
3.	*32	3	10	0	O.C. Atherton vs. Gettysburg, 1894
4.	30	5	0	0	O.S. Miller vs. Carnegie Tech, 1913
	30	5	0	0	L. Mitchell at Navy, 1971
	30	5	0	0	O.L. Mitchell vs. Maryland, 1971
	30	5	0	0	O.K. Carter vs. Michigan State, 1994
	30	5	0	0	S. Barkley at Pitt, 2016
9.	28	4	4	0	O.J. Roepke vs. Gettysburg, 1927
10.	25	4	1	0	T. Sherman vs. Cal, 1966

*Prior to 1897, 4 pts. were awarded for TDs and 2 pts. for PATs

DEFENSE

TACKLES, CAREER

1.	419	Dan Connor, 2004-07
2.	372	Paul Posluszny, 2003-06
3.	343	Greg Buttle, 1973-75
4.	325	Sean Lee, 2005-07, 09
5.	315	Brian Gelzheiser, 1991-94
6.	294	Mike Hull, 2011-14
7.	287	Dennis Onkotz, 1967-69
8.	274	John Skorupan, 1970-72
	274	Shane Conlan, 1983-86
10.	273	Brandon Short, 1996-99
	273	Marcus Allen, 2014-pres.
11.	261	Glenn Carson, 2010-13
12.	257	Andre Collins, 1986-89
	257	Drew Astorino, 2008-11
14.	256	Trey Bauer, 1984-87
15.	255	Jim Nelson, 1994-97
--	219	Jason Cabinda, 2014-pres.

TACKLES, GAME

1.	24	Greg Buttle at West Virginia, 1974
	24	Bill Banks at NC State, 1977
3.	23	Greg Buttle at NC State, 1974
4.	22	Ron Crosby vs. Ohio, 1974
	22	Paul Posluszny at Northwestern, 2005
	22	Marcus Allen vs. Minnesota, 2016
7.	21	Buddy Tesner at West Virginia, 1974
	21	Lance Mehl at Ohio State, 1978
	21	Scott Radecic at Pittsburgh, 1983
	21	Trey Bauer vs. Rutgers, 1985
11.	20	Ed O'Neil at Boston College, 1972
	20	Tom Hull vs. Iowa, 1973
	20	Jim Rosecrans at NC State, 1974
	20	Jim Rosecrans at West Virginia, 1974
	20	Rick Donaldson at NC State, 1977



GAME 1

AKRON 0



vs.



52 **PENN STATE**

BEAVER STADIUM | SEPT. 2, 2017
ABC | ATTN: 101,684



GAME RECAPS

UNIVERSITY PARK, Pa. - No. 6 Penn State excelled in all three phases against Akron, totaling 569 yards of offense, earning a shutout and returning a punt for a touchdown in a 52-0 victory in the football season opener for both teams in Beaver Stadium.

Saquon Barkley led a Penn State rushing attack that totaled 247 yards with 172 markers and two touchdowns on 14 carries, and he totaled 246 all-purpose yards with the addition of 54 receiving yards and 20 kickoff return yards. Quarterback Trace McSorley threw for 280 yards and two touchdowns, both of which went to tight end Mike Gesicki, who caught a career-high six passes for 58 yards. The unit's 569 yards of total offense were its most since recording 599 last season vs. Iowa.

Defensively, Penn State did not allow Akron past midfield in the first half, holding the Zips to just 69 yards, while the offense gained 358 yards en route to a 35-0 lead at halftime. PSU's shutout was the first in a season opener since a 59-0 win over FIU in 2007. The defense also combined for 14 tackles for loss for 36 yards for its most TFLs since tallying 15 at Temple in 2015.

Milestones

- The win was the 50th of Penn State head coach James Franklin's career as head coach and 26th at Penn State.
- DeAndre Thompkins set a school record with an average of 31.8 yards on four punt returns. He returned one for a 61-yard touchdown and another for 42 yards. The previous record was 31.7 yards per return by Derrick Williams vs. Temple in 2006.

Difference Makers

Penn State

- RB Saquon Barkley - Barkley totaled 246 all-purpose yards, gaining 172 on the ground on 14 carries with two touchdowns, hauling in three receptions for 54 yards and returning a kickoff 20 yards. His 80-yard run in the second quarter was the second-longest of his career. Barkley turned in his 11th career 100-plus yard rushing effort and he now has 27 career rushing touchdowns to rank eighth all-time at Penn State.
- QB Trace McSorley - McSorley completed 18-of-25 passes for 280 yards and two touchdowns, while rushing for 48 yards and a touchdown on 12 carries. It marked his 16th consecutive game with a touchdown dating back to the TaxSlayer Bowl after the 2015 season, extending his record. He now has 33 career touchdown passes to rank ninth in Penn State history.
- TE Mike Gesicki - Gesicki enjoyed a career game, setting career highs with six receptions and two touchdowns. He totaled 58 yards.

- WR Juwan Johnson - Johnson also enjoyed a career day, hauling in four passes for 84 yards.
- WR/PR DeAndre Thompkins - Thompkins returned four punts for 127 yards, including a 61-yard touchdown. It was the first punt return for a touchdown for Penn State since Derrick Williams returned one 63 yards at Wisconsin in 2008.
- Defense - LBs Jarvis Miller and Manny Bowen and DT Tyrell Chavis led Penn State with five tackles each. Chavis made 3.0 tackles for loss to lead Penn State to 14 on the afternoon and also assisted on a sack with DT Curtis Cothran. Miller also tallied a sack, as did DE Ryan Buchholz. CB Amani Oruwariye had the lone turnover with an interception in the first quarter.

Akron

- S Zach Guiser - Guiser led the Zips with 10 tackles, including eight solo and one behind the line, and he intercepted a McSorley pass in the end zone on Penn State's opening drive.

First Quarter (Penn State 14, Akron 0)

Penn State overcame an opening drive interception to build a 14-0 lead in the first quarter, returning a punt for a touchdown and getting a pick, as well. The Nittany Lions outgained the Zips 136 yards to 26, holding a 52-yard to 4-yard advantage on the ground.

Thompkins returned the punt 61 yards for a touchdown for the game's first score, and then McSorley connected with Mike Gesicki for a 13-yard touchdown pass with 49 seconds remaining in the quarter.

Second Quarter (Penn State 35, Akron 0)

The Zips forced a fair catch at the Penn State 13, but Barkley immediately flipped the poor field position with an 80-yard run, on which his heel was ruled to clip the out-of-bounds line at the Akron 7. Barkley carried the ball to the 4-yard line and then McSorley walked the ball into the end zone for a 21-0 lead.

After an Akron three-and-out, completions of 28 yards to Johnson and 35 yards to Gesicki keyed another Penn State touchdown drive. Gesicki's catch moved the Lions to the 9, and Barkley finished the drive off with a 6-yard run followed by a 3-yard run into the end zone for a 28-0 advantage.

Relentless pressure from the Penn State defense continued and gave Penn State the ball back at the Akron 45 with 2:14 remaining in the second quarter. McSorley converted a fourth-and-2 with a 7-yard completion down the sideline to Johnson, and then Barkley broke free around the left edge for a 30-yard touchdown run.

The Rest

Penn State added a field goal and two more touchdowns, while not letting up on defense.

SCORING SUMMARY

	1	2	3	4	OT	F
UA	0	0	0	0	-	0
PSU	14	21	10	7	-	52

1st	8:13	PSU	0-7
	0:49	PSU	10-75/4:49/0-14
	0:23	PSU	5-45/1:51/0-35
2nd	8:48	PSU	3-87/0:51/0-21
	4:49	PSU	5-62/2:30/0-28
	0:23	PSU	5-45/1:51/0-35
3rd	6:01	PSU	8-62/4:03/0-38
	1:02	PSU	3-58/1:23/0-45
4th	10:20	PSU	5-66/1:56/0-52

TEAM STATS

	UA	PSU
First Downs	12	24
Rushing Yards	73	247
Passing Yards	86	322
Passing (C-A-Int)	14-29-1	21-31-1
Total Offense	159	569
Plays	63	65
Fumbles (#-Lost)	1-0	0-0
Penalties (#-Yards)	9-84	5-45
Possession Time	30:30	29:30
3rd-Down Conv.	4-17	3-9
Red-Zone	0-0	5-6
Touchdowns	0	5
Field goals	0	0

OTHER

Time of Game	3:25
Akron	0-1, 0-0 MAC
Penn State	1-0, 0-0 B1G

INDIVIDUAL STATISTICS

RUSHING

Akron-Nelson, Kato 9-39; Ball, Warren 13-27; Morgan, Manny 3-13; Williams, Andre 1-7; Sands, Deltron 1-1; Edwards, Van 5-minus 2; Woodson, Thomas 2-minus 12. Penn State-Barkley, Saquon 14-172; McSorley, Trace 12-48; Sanders, Miles 1-16; Stevens, Tommy 4-16; TEAM 1-minus 2; Robinson, Andre 2-minus 3.

PASSING

Akron-Woodson, Thomas 12-23-1-71; Kelley, Robbie 0-2-0-0; Nelson, Kato 1-2-0-11; Johns, Nick 1-2-0-4. Penn State-McSorley, Trace 18-25-1-280; Stevens, Tommy 3-6-0-42.

RECEIVING

Akron-Chapman, Tra'Von 3-10; Coney, A.J. 2-25; Smith, Kwadarris 2-23; Bickley, Fransohn 2-21; Ball, Warren 2-3; Stewart, Nate 1-4; Williams, Newman 1-2; Young, Anthony 1-minus 2. Penn State-Gesicki, Mike 6-58; Johnson, Juwan 4-84; Hamilton, DaeSean 3-74; Barkley, Saquon 3-54; Thompkins, DeAndre 2-29; Pancoast, Tom 1-12; Stevens, Tommy 1-7; Polk, Brandon 1-4.

TOP TACKLERS (T-UA-A)

Akron-Guiser, Zach 10-8-2; Davis, Alvin 6-5-1; Gilbert, Ulysses 5-3-2; Hauser, Andrew 5-2-3; Lako, John 3-2-1; Reinke, Brian 3-0-3. Penn State-Miller, Jarvis 5-3-2; Chavis, Tyrell 5-2-3; Bowen, Manny 5-1-4; Buchholz, Ryan 4-2-2; Brown, Cam 4-2-2; Windsor, Robert 4-1-3; Smith, Brandon 4-0-4.

GAME 2

PITT 14



33 PENN STATE

BEAVER STADIUM
ABC

SEPT. 9, 2017
ATTN: 109,898



GAME RECAPS

UNIVERSITY PARK, Pa. - No. 4 Penn State dominated the field position battle with strong defense and special teams and Saquon Barkley and Mike Gesicki scored a pair of touchdowns each in a 33-14 victory over Pittsburgh.

The Nittany Lions led from their first score to the end, never allowing Pitt within single digits after building a 14-0 lead in the first quarter. Penn State was also aided by its seventh-largest crowd ever and the largest since 2009, as 109,898 packed Beaver Stadium and helped the Nittany Lions extend their home winning streak to nine, which is tied for the longest active streak in FBS.

Penn State's average drive start was at its own 37, while Pitt's average drive start was inside its own 18, and the Nittany Lions took advantage with four touchdowns and a safety, while Pitt reached the end zone just once despite a pair of 15-play drives. On special teams, Penn State held the Panthers inside the 20 twice and four of Blake Gillikin's six punts landed inside the 20, with his last setting up a safety to put the game out of reach. Safety Marcus Allen made the safety stop and led the Lions with 12 tackles.

Barkley amassed 183 all-purpose yards, rushing 14 times for 88 yards and a touchdown, catching four passes for 45 yards and a touchdown, and returning two kicks for 50 yards. Quarterback Trace McSorley completed 15-of-28 passes for 164 yards and three touchdowns, with his lone interception coming on an end-of-half Hail Mary play. Gesicki matched Barkley's four receptions and totaled 39 yards and two touchdowns.

Defensively, linebackers Jason Cabinda and Koa Farmer followed Allen in the tackles ledger with eight apiece, Defensive backs Grant Haley and Troy Apke hauled in an interception each and defensive end Shareef Miller had two of Penn State's five sacks.

First Half (Penn State 14, Pitt 3)

Trace McSorley and Mike Gesicki teamed up to give Penn State a two-touchdown lead at the start, with some help from Grant Haley, but Pitt was able to use a ball control offense to keep the Nittany Lion offense off the field in the second quarter.

Penn State could not have asked for a better start, intercepting Pitt's fourth play from scrimmage on defense and scoring on the ensuing offensive possession. On the game's first drive, Pitt QB Max Browne overthrew his intended target on first-and-10 from the Pitt 29 and found Penn State's Haley instead at the 50. Haley returned the pick 42 yards to the Pitt 8-yard line, setting up a short toss to a wide open Gesicki on Penn State's first offensive play.

McSorley engineered a six-play, 62-yard touchdown drive later in the quarter. McSorley broke free for a career-long 36-yard run on third-and-2 to key the drive. Later on a third-and-2 from the 10, McSorley found Gesicki on a screen and he slipped inside the pylon for his second score

with 5:20 remaining in the quarter.

Pitt assembled a lengthy drive over the remainder of the first quarter and into the second quarter, eating 8:02 on 15 plays, but only gaining 31 yards before punting.

Penn State was forced to punt on the ensuing possession and abbreviated Pitt's next drive with an interception by Troy Apke, but a sack of McSorley on third-and-8 from the Penn State 43 forced another punt, and Pitt reclaimed the ball at their own 13 with 6:42 remaining in the half.

Pitt assembled another 15-play drive to wind the clock down to 1:12, converting a 28-yard field goal after advancing 77 yards.

Third-Fourth Quarter (Penn State 28, Pitt 6)

Penn State started on offense from its own 25 and quickly reached midfield on consecutive Barkley rushes of 17 and 11 yards, respectively. McSorley ran for four yards before the Lions were forced to punt, but Blake Gillikin's punt was fair caught at the Penn State 5 and the Nittany Lion defense only yielded eight yards before forcing a three-and-out. Thompkins returned the ensuing punt 14 yards to the Pitt 46, and it only took the Nittany Lions one play to score, as McSorley found Barkley over the middle for a career-long 46-yard touchdown reception and 21-3 lead.

Pitt answered with a nine-play, 59-yard field goal drive. Ollison moved the Panthers to the edge of the red zone with a 32-yard rush to the Penn State 21. Alex Kessman's kick from 24 yards out to made the score 21-6.

Both teams traded punts before Penn State put together another touchdown drive. Starting at their own 22, the Nittany Lions quickly crossed into Pitt territory as Barkley rushed for 22 yards, and then 15 more were added on a horse collar tackle penalty to spot the ball at the Pitt 41. Barkley rushed for 11 more to the 30, and after McSorley called his own number for two yards, he connected with Brandon Polk on an 18-yard completion to the 10 for first-and-goal. Barkley rushed for two yards to end the quarter, and then punched it in from eight yards out on the first play of the fourth quarter.

The Finish (Penn State 33, Pitt 14)

Pitt answered the Barkley score with its first touchdown, driving 75 yards on nine plays. Ollison ignited the drive with 30 yards on a shovel pass to the Penn State 33. The Panthers chipped their way to the Penn State 3, and on third-and-goal, backup quarterback Ben DiNucci ran around the left end for a touchdown. DiNucci stayed in the game for the two-point conversion and hit Ollison on a shovel pass to make it 28-14, but that was as close as Pitt would come.

SCORING SUMMARY

	1	2	3	4	OT	F
PITT	0	3	3	8	-	14
PSU	14	0	7	12	-	33

1st	12:53	PSU	1-8/0:04/0-7
			Mike Gesicki 8 yd pass from McSorley (T. Davis kick)
	5:20	PSU	6-62/2:43/0-14
			Saquon Barkley 10 yd pass from McSorley (T. Davis kick)
2nd	1:12	UP	15-77/5:30/3-14
			Alex Kessman 28 yd field goal
3rd	10:32	PSU	1-46/0:09/3-21
			Saquon Barkley 46 yd pass from McSorley (T. Davis kick)
	06:03	UP	9-59/4:29/6-21
			Alex Kessman 24 yd field goal
4th	14:54	PSU	6-78/2:32/6-28
			Saquon Barkley 8 yd run (T. Davis kick)
	10:09	UP	9-75/4:45/14-28
			Ben DiNucci 3 yd run (Quadree Ollison pass from DiNucci)
	5:53	PSU	14-30
			Marcus Allen safety
	3:34	PSU	7-34/2:11/14-33
			Tyler Davis 24 yd field goal

TEAM STATS

	PITT	PSU
First Downs	24	14
Rushing Yards	155	148
Passing Yards	187	164
Passing (C-A-Int)	24-41-2	15-28-1
Total Offense	342	312
Plays	86	52
Fumbles (#-Lost)	1-1	1-0
Penalties (#-Yards)	6-55	1-15
Possession Time	38:20	21:40
3rd-Down Conv.	5-17	4-12
Red-Zone	3-4	4-4
Touchdowns	1	3
Field goals	2	1

OTHER

Time of Game		3:20
Pitt	1-1, 0-0 ACC	
Penn State	2-0, 0-0 B1G	

INDIVIDUAL STATISTICS

RUSHING

Pitt-Ollison, Quadree 15-96; Moss, Chawntez 11-46; Hall, Darrin 5-19; DiNucci, Ben 5-8; Ffrench, Maurice 1-8; Maddox, Avonte 1-1; Henderson, Quadree 2-minus 5; Browne, Max 5-minus 18.
Penn State-Barkley, Saquon 14-88; McSorley, Trace 8-65; TEAM 1-minus 2; Sanders, Miles 1-minus 3.

PASSING

Pitt-Browne, Max 19-32-2-138; DiNucci, Ben 5-9-0-49.
Penn State-McSorley, Trace 15-28-1-164.

RECEIVING

Pitt-Weah, Jester 6-65; Araujo-Lopes, Rafael 4-42; Flanagan, Matt 3-19; Ollison, Quadree 2-30; Hall, Darrin 2-9; Ffrench, Maurice 2-9; Henderson, Quadree 2-5; Moss, Chawntez 2-minus 4; Mathews, Aaron 1-12.
Penn State-Barkley, Saquon 4-45; Gesicki, Mike 4-39; Hamilton, DaeSean 3-45; Polk, Brandon 1-18; Thompkins, DeAndre 1-12; Johnson, Juwan 1-4; Stevens, Tommy 1-1.

TOP TACKLERS (T-UA-A)

Pitt-Idowu, Oluwaseun 8-6-2; Garner, Bricen 6-5-1; Zeise, Elijah 6-4-2; Jackson, Dane 5-4-1.
Penn State-Allen, Marcus 9-3; Cabinda, Jason 8-5-3; Farmer, Koa 8-4-4; Scott, Nick 7-4-3; Apke, Troy 4-4-0; Haley, Grant 4-3-1; Campbell, Christian 4-3-1; Bowen, Manny 3-1.



GAME 3

GEORGIA STATE 0  **vs.**  **56 PENN STATE**

BEAVER STADIUM | BTN SEPT. 16, 2017
ATTN: 102,746



GAME RECAPS

UNIVERSITY PARK, Pa. - Trace McSorley and Saquon Barkley turned in record performances in the first half as Penn State cruised past Georgia State, 56-0, before 102,746 fans in Beaver Stadium.

Barkley enjoyed a career-day through the air, pulling in an 85-yard touchdown reception as part of a four-catch, 142-yard effort. It was the third-longest passing play in Penn State history and the longest ever by Penn State in Beaver Stadium. McSorley finished with 309 yards passing and four touchdowns on 18-of-23 passing after throwing for a Penn State-record 258 yards and three touchdowns in the first half. Both only played through the first two drives of the third quarter.

Barkley and McSorley were not the only contributors offensively, as eight different Nittany Lions ultimately found the end zone. Tommy Stevens, who also threw for a touchdown, caught the first touchdown of the game, while receivers Saeed Blacknall, DaeSean Hamilton and Brandon Polk also added touchdown catches. Running backs Miles Sanders and Andre Robinson both broke free for long touchdown runs in the second half.

Earning their second shutout in three games, the Penn State defense pulled in five turnovers; all of which led to touchdowns. Marcus Allen highlighted the unit's takeaways with his first career interception, which he returned 50 yards into Georgia State territory. Penn State did not allow the Panthers into the red zone until the final drive of the game. Daniel Joseph, who had not made a collegiate tackle entering the game, piled up 2.0 tackles for loss and 1.0 sack on the evening. Overall, Penn State piled up 11 stops behind the line, including three sacks.

Penn State outgained Georgia State 526 yards to 320 and earned its largest win since defeating Coastal Carolina, 66-10, in 2008.

First Quarter (Penn State 14, Georgia State 0)

Penn State got off to a fast start, ignited by a 37-yard kickoff return by Saquon Barkley, as it marched 63 yards on eight plays for a touchdown on its opening drive. McSorley completed five consecutive passes on the drive to move Penn State into the red zone, and he concluded it with a 10-yard touchdown pass to Tommy Stevens out of the backfield.

Penn State was able to move off its own 1-yard line to its 22 on its second drive but was forced to punt. A 52-yard punt by Blake Gillikin and a defensive stop gave Penn State slightly better position on its next drive, but the Nittany Lions faced third-and-12 from their own 15. Under pressure McSorley, dumped off to Barkley in the left flat, and Barkley maneuvered past multiple Georgia State defenders down the sideline for an 85-yard touchdown with 49 seconds remaining in the first quarter.

Second Quarter (Penn State 35, Georgia State 0)

The Nittany Lions needed just three plays to cover 86 yards for a touchdown on their third touchdown drive of the game. McSorley connected with Barkley out of the backfield for a 44-yard wheel-route reception down the right sideline to the Georgia State 42, Miles Sanders followed with a 15-yard rush around the left end and then McSorley connected with DaeSean Hamilton on a 27-yard touchdown pass with 11:44 to go in the second quarter for a 21-0 lead.

The two teams traded punts, and then a Grant Haley interception setup a one-play scoring drive, as Miles Sanders scored from 29 yards out for a 28-0 advantage.

Georgia State had its deepest penetration into Penn State territory of the half on its next possession, reaching the Penn State 25, but Shaka Toney dropped Georgia State back five yards on a rushing play, and then Marcus Allen earned his first career interception at the 25, returning it 50 yards to the Georgia State 25. McSorley then capped a four-play drive with an 8-yard touchdown rush with 3:26 remaining before the break for a 35-0 halftime lead.

Third Quarter (Penn State 49, Georgia State 0)

Georgia State received the half-opening kickoff and reached the Penn State 37, but Georgia State quarterback Connor Manning fumbled under pressure and Kevin Givens recovered it at the Penn State 45. McSorley then completed a 21-yard pass to Saeed Blacknall on third-and-3 to the Georgia State 18 and eventually found Brandon Polk in the end zone from 15-yards out for a 42-0 lead.

True freshman Tariq Castro-Fields intercepted Manning's pass on the first play of Georgia State's ensuing possession to give the Nittany Lions the ball back at the Georgia State 42. Stevens caught a 9-yard pass and then took over at quarterback, handing off to Mark Allen for eight yards, taking a 10-yard sack back to the Georgia State 35, and then taking a hit while launching a 35-yard touchdown pass to Blacknall in the back of the end zone for a 49-0 lead.

Fourth Quarter (Penn State 56, Georgia State 0)

Andre Robinson broke free for a career-long 41-yard rushing touchdown with 8:55 remaining for the final margin.

SCORING SUMMARY

	1	2	3	4	OT	F
GSU	0	0	0	0	-	0
PSU	14	21	14	7	-	56

1st	11:48	PSU	8-63/3:12/0-7
		Tommy Stevens 10 yd pass from McSorley (T. Davis kick)	
	0:49	PSU	3-83/0:58/0-14
		Saquon Barkley 85 yd pass from McSorley (T. Davis kick)	
2nd	11:44	PSU	3-86/1:09/0-21
		DaeSean Hamilton 27 yd pass from McSorley (T. Davis kick)	
	8:55	PSU	1-29/0:09/0-28
		Miles Sanders 29 yd rush (T. Davis kick)	
	3:26	PSU	4-25/2:02/0-35
		Trace McSorley 8 yd rush (T. Davis kick)	
3rd	7:56	PSU	6-55/2:45/0-42
		Brandon Polk 15 yd pass from McSorley (T. Davis kick)	
	6:01	PSU	4-42/1:45/0-49
		Saeed Blacknall 35 yd pass from Stevens (T. Davis kick)	
4th	8:55	PSU	4-69/1:47/0-56
		Andre Robinson 41 yd rush (T. Davis kick)	

TEAM STATS

	GSU	PSU
First Downs	21	19
Rushing Yards	150	166
Passing Yards	170	360
Passing (C-A-Int)	18-32-3	21-29-0
Total Offense	320	526
Plays	81	53
Fumbles (#-Lost)	3-2	2-0
Penalties (#-Yards)	3-25	5-45
Possession Time	38:27	21:13
3rd-Down Conv.	11-21	4-9
Red-Zone	0-1	3-3
Touchdowns	0	3
Field goals	0	0

OTHER

Time of Game		3:19
Georgia State	0-2, 0-0 Sun Belt	
Penn State	3-0, 0-0 B1G	

INDIVIDUAL STATISTICS

RUSHING

Georgia State-Bateman, Taz 29-100; Winchester, Aaron 12-39; Hart, Penny 2-9; Neal, Tyler 3-4; Kirk, Demarcus 1-4; Manning, Conner 2-minus 6.

Penn State-Barkley, Saquon 10-47; Sanders, Miles 3-44; Robinson, Andre 2-39; McSorley, Trace 3-24; Allen, Mark 2-9; Eury, Nick 1-4; Stevens, Tommy 2-2; TEAM 1-minus 3.

PASSING

Georgia State-Manning, Conner 16-29-3-133; Winchester, Aaron 2-3-0-37.

Penn State-McSorley, Trace 18-23-0-309; Stevens, Tommy 2-4-0-43; Fessler, Billy 1-2-0-8.

RECEIVING

Georgia State-Hart, Penny 7-56; Bateman, Taz 3-19; Boyd, Todd 2-32; Smith, Glenn 2-9; Ifedi, Jonathan 1-22; Werts, Ari 1-15; Neal, Tyler 1-12; Jones, Tahir 1-5.

Penn State-Barkley, Saquon 4-142; Blacknall, Saeed 3-64; Hamilton, DaeSean 3-44; Thompkins, DeAndre 3-25; Gesicki, Mike 2-26; Stevens, Tommy 2-19; Johnson, Juwan 2-17; Polk, Brandon 1-15; Holland, Jonathan 1-8.

TOP TACKLERS (T-UA-A)

Georgia State-Smith, Jerome 6-6-0; Williams, Bryan 6-6-0; Traylor, James 3-3-0.

Penn State-Bowen, Manny 6-4-2; Wade, Lamont 5-4-1; Smith, Brandon 4-3-1; Cabinda, Jason 4-3-1; Toney, Shaka 4-2-2; Miller, Shareef 3-3-0; Joseph, Daniel 3-2-1; Allen, Marcus 3-2-1; Apke, Troy 3-2-1; Scott, Nick 3-2-1; Jordan, Ellison 3-1-2.

GAME 4

PENN STATE 21




vs.



19 IOWA

KINNICK STADIUM
ABC

SEPT. 23, 2017
ATTN: 66,205



GAME RECAPS

IOWA CITY, Iowa. - Down four facing fourth-and-goal from the 7-yard line with four seconds remaining, Penn State quarterback Trace McSorley zipped a pass over the middle to wide receiver Juwan Johnson on a crossing route in the back of the end zone, giving the fourth-ranked Nittany Lions a 21-19 win over Iowa in Kinnick Stadium.

Saquon Barkley led Penn State with the most prolific night in Nittany Lion history, as he totaled a school-record 358 all-purpose yards by rushing 28 times for 211 yards and a touchdown, catching 12 passes for 94 yards and returning three kickoffs for 53 yards.

McSorley was held without a touchdown pass until the final play, but extended his streak to 19 consecutive games. He completed 31-of-48 passes for 284 yards on the night, while rushing for 61 yards on 17 attempts.

Johnson enjoyed a career night, as his seven catches for 92 yards were both career highs, and the touchdown was the first of his career.

Penn State's offense ran a school-record tying 99 plays and totaled 579 yards, while its defense limited Iowa to 273 yards on 45 plays. Iowa totaled 219 of those yards in the second half though as they rallied from a 15-7 deficit with two fourth-quarter touchdowns. McSorley engineered an 80-yard touchdown drive though with 1:42 remaining.

The Finish

Trailing 15-7 after a Penn State punt, Iowa took over at its own 26 with 11:32 remaining in the game. On third-and-6 from the 30, running back Akrum Wadley broke free for a 70-yard touchdown reception with 10:02 remaining. The two-point conversion was no good, and Penn State took over with a two-point lead from its own 11.

Penn State ultimately wound 7:20 off the clock with a 16-play, 75-yard drive that ended with a blocked 31-yard field goal. It was nearly a three-and-out, but Barkley hurdled a defender on third-and-6 on a screen pass for a first down to keep the drive alive. Barkley also converted a fourth-and-1 at the Iowa 43, rushing for four yards to the Iowa 39. The drive stalled out at the 13 though, and Iowa took over at the 20 with 2:42 remaining after the blocked field goal.

A pass interference penalty on the first play moved the Hawkeyes to their 35, and then completions from quarterback Nate Stanley of eight and 22 yards advanced Iowa to the Penn State 35. Wadley found a seam to rush 35 yards for the touchdown with 1:42 to go. The two-point conversion attempt failed, leaving Iowa with a 19-15 lead.

After the kickoff, Penn State took over at its own 20. McSorley found Johnson for 12 yards, and then missed on his next two before completing an 8-yard pass to Barkley to bring up fourth-and-2. Penn State called timeout with 58 seconds remaining, and then McSorley zipped a 6-yard pass to Saeed Blacknall over the middle to the Penn State 46 to move the chains.

McSorley next took open field for 12 yards to the 42, and then he completed an 18-yard pass to Johnson and a 14-yard pass to Barkley to the Iowa 10. McSorley found tight end Mike Gesicki for three yards to the Iowa 7, but his next two passes were incomplete, and Penn State called timeout on fourth down with four seconds remaining.

Penn State sent three receivers crossing over the middle, and McSorley found Johnson for the winning score.

First Half (Iowa 7, Penn State 5)

Penn State outgained Iowa 219 yards to 54 in the first half, but Iowa took advantage of a late interception for a halftime lead and the half's lone touchdown.

Both teams punted on their first two possessions before Penn State got on the board with a field goal with 1:01 remaining in the first quarter. Penn State drove 66 yards on 11 plays to the Iowa 1-yard line, with Barkley carrying the ball three times for 33 yards and catching two passes for 14 yards to key the drive. The Hawkeyes held strong at the goal line though, stopping McSorley at the pylon on third down, and the Nittany Lions elected to have Tyler Davis kick a 19-yard field goal.

Penn State increased its lead to 5-0 with a safety after downing a punt at the 1-yard line. Shareef Miller was able to get into the backfield on a pitch to Akrum Wadley for a safety with 7:40 remaining in the half.

The Nittany Lions earned one last drive in the half starting at their own 6 with 1:52 remaining after a 53-yard punt. Penn State worked its way out to midfield, but McSorley was hit on a throw, knocking the trajectory of his throw to a wide open Mike Gesicki lower, and straight into the hands of Iowa linebacker Josey Jewell. Jewell returned the pick 33 yards to the 21 with 43 seconds remaining in the half.

It took Iowa just one play to find the end zone, as Nate Stanley hit Nick Easley with a touchdown pass with 37 seconds remaining in the half. Iowa, which had gained just 33 yards of offense before the touchdown throw, took a 7-5 lead to halftime.

Third-Fourth Quarter (Penn State 15, Iowa 7)

Davis kicked a 21-yard field goal for an 8-7 Penn State lead at 10:42 in the third quarter. Iowa crossed the 50 for the first time on a 29-yard completion to Ithmir Smith-Marsette, but Marcus Allen forced a fumble on the very next play and Grant Haley recovered it at the Penn State 25.

The turnover led to a Penn State touchdown drive. Barkley broke free for 44 yards on the first play of the drive, and the Nittany Lions chipped their way down to the 8, where Barkley took it into the end zone on second-and-goal. The score gave the Nittany Lions a 15-7 lead with 5:16 remaining in the third quarter.

Neither team scored until Stanley hit Wadley for a 70-yard touchdown pass on third down with 10:02 remaining in the fourth, setting the stage for the dramatic finish.

SCORING SUMMARY

	1	2	3	4	OT	F
PSU	3	2	10	6	-	21
IOWA	0	7	0	12	-	19

1st	1:01	PSU	11-66/5:06/3-0
			Tyler Davis 19 yd field goal
2nd	7:40	PSU	5-0
			Shareef Miller safety
	0:37	IOWA	1-21/0:06/5-7
			Nick Easley 21 yd pass from Stanley (Recinos kick)
3rd	10:42	PSU	7-55/2:25/8-7
			Tyler Davis 21 yd field goal
	5:16	PSU	8-75/3:07/15-7
			Saquon Barkley 8 yd run (Davis kick)
4th	10:02	IOWA	3-74/1:30/5-13
			Akrum Wadley 70 yd pass from Stanley (Stanley pass failed)
	1:42	IOWA	3-80/1:00/15-19
			Akrum Wadley 35 yd run (Stanley pass failed)
	0:00	PSU	12-80/1:42/21-19
			Juwan Johnson 7 yd pass from McSorley (Team rush failed)

TEAM STATS

	PSU	IOWA
First Downs	29	11
Rushing Yards	295	82
Passing Yards	284	191
Passing (C-A-Int)	31-48-1	13-22-0
Total Offense	579	273
Plays	99	45
Fumbles (#-Lost)	2-1	1-1
Penalties (#-Yards)	8-90	3-25
Possession Time	39:39	20:21
3rd-Down Conv.	6-18	3-11
Red-Zone	4-5	0-1
Touchdowns	2	0
Field goals	2	0

OTHER

Time of Game	3:31
Iowa	3-1, 0-1 B1G
Penn State	4-0, 1-0 B1G

INDIVIDUAL STATISTICS

RUSHING

Penn State-Barkley, Saquon 28-211; McSorley, Trace 17-61; Robinson, Andre 4-19; Sanders, Miles 1-6; TEAM 1-minus 2.
Iowa-Wadley, Akrum 19-80; Stanley, Nate 4-2.

PASSING

Penn State-McSorley, Trace 31-48-1-284.
Iowa-Stanley, Nate 13-22-0-191.


RECEIVING

Penn State-Barkley, Saquon 12-94; Johnson, Juwan 7-92; Gesicki, Mike 5-25; Hamilton, DaeSean 2-46; Thompkins, DeAndre 2-14; Blacknall, Saeed 1-6; Sanders, Miles 1-6; Holland, Jonathan 1-1.
Iowa-Wadley, Akrum 4-75; Smith-Marsette, Ithmir 2-37; Vandeberg, Matt 2-27; Easley, Nick 2-27; Kelly-Martin, Ivory 2-12; Fant, Noah 1-13.

TOP TACKLERS (T-UA-A)

Penn State-Cabinda, Jason 6-3-3; Miller, Shareef 5-5-0; Allen, Marcus 5-4-1; Apke, Troy 4-3-1; Campbell, Christian 3-3-0; Cothran, Curtis 3-3-0
Iowa-Jewell, Josey 16-11-5; Hooker, Amani 13-11-2; Rugamba, Manny 9-8-1; Taylor, Miles 7-6-1; Bower, Bo 7-4-3; Niemann, Ben 6-4-2; Nelson, Anthony 5-4-1; Bazata, Nathan 5-3-2; Jackson, Joshua 5-3-2.





MARCUS ALLEN 2
 Safety | 6-2 | 205
 Senior/Senior
 Upper Marlboro, Md./ Dr. Henry Wise H.S.
 Major: Broadcast Journalism

» CAREER NOTES & RECORDS

Career: Ranks tied for No. 10 on Penn State's career tackles chart with Brandon Short's (1996-99) at 273 stops...Owns eight career double-digit tackle games (two in 2014, two in 2015, three in 2016, one in 2017)... Blocked the field goal attempt vs. Ohio State, which was picked up and returned for a touchdown by Grant Haley, the first blocked field goal returned for a touchdown in Penn State history.

» 2017

Awards: Earned the Lott IMPACT Trophy Player of the Week on Sept. 12 after piling up 13 tackles vs. Pittsburgh...Named to the Paycom Jim Thorpe Award weekly honor roll on Sept. 13 for his efforts vs. Pittsburgh... Selected to the preseason watch list for the Bednarik Award, Lott IMPACT Trophy, Nagurski Trophy and Thorpe Award...Selected preseason first-team All-American by *Sporting News*...Earned preseason third-team All-America from *Athlon Sports* and *Pro Football Focus*.

Season: Started four games...Selected team captain prior to the season.

Akron (9/2): Totaled three tackles, all in the first half...Combined with Christian Campbell on a first-quarter tackle for loss...Notched one pass breakup...Part of a defense that logged 14.0 tackles for loss, the most since recording 15.0 vs. Temple in 2015...One of eight players to be a part of three-straight seasons with a shutout (Illinois, 2015; at Rutgers, 2016; Akron, 2017), marking the longest such streak since a three-year span from 1989-91...Part of a defense that logged a season-opening shutout for the first time since 2007 (FIU, 59-0). **Pittsburgh (9/9):** Recorded his eighth career double-digit tackle game with a game-high 13 stops, including 10 solo... Logged a fourth-quarter tackle for loss, taking down Pittsburgh running back Darrin Hall for a safety, the first Penn State safety since 2010 (D. Still, vs. Minnesota)...Added one pass breakup...Selected as the coaching staff's Co-Defensive Player of the Week with Grant Haley. **Georgia State (9/16):** Grabbed the first interception of his career in the second quarter and returned it 50 yards...Added three tackles, all coming in the first half...A part of a unit that posted its second shutout of the season, marking the first time since 2009 a Nittany Lion defense posted two shutouts in a single season...Helped Penn State force five turnovers (three interceptions, two fumble recoveries), the first time since forcing five turnovers last season at Indiana (five fumble recoveries)...Part of a secondary that nabbed three interceptions in a game for the first time since doing so at Maryland in 2015...Named the coaching staff's Defensive Player of the Week. **at Iowa (9/23):** Forced an Iowa fumble - recovered by Grant Haley - by knocking the ball loose near midfield, which led to a Saquon Barkley 8-yard touchdown run...Notched five tackles...Totaled a career-high 2.0 tackles for loss, including Penn State's lone sack - a fourth-quarter takedown of Nate Stanley...Added a second-quarter solo TFL to bring up a third-and-long and eventually force an Iowa punt.

» 2017 GAME-BY-GAME


Tackles (Solo-Assisted-Total)

AKRON 0-3-3; PITTSBURGH 10-3-13; GEORGIA STATE 2-1-3; at Iowa 4-1-5.

» ALLEN'S CAREER STATISTICS & GAME HIGHS

	UA-A	TK	FF	FR	I	PBU	SACK	TFL
2014	35-23	58	-	-	-	3	1.0-11	2.0-13
2015	43-38	81	2	1	-	2	1.0-9	5.0-19
2016	57-53	110	1	2	-	3	-	6.0-15
2017	16-8	24	1	-	1	2	1.0-4	3.5-11
CAREER	151-122	273	4	3	1	10	3.0-24	16.5-58

Tackles 22; Minnesota, 10/1/16
Sacks 1.0; Three Times: Last at Iowa, 9/23/17
Tackles for Loss 2.0; at Iowa, 9/23/17
Forced Fumbles 1; Four Times: Last at Iowa, 9/23/17
Fumble Recoveries 1; Three Times: Last at Indiana, 11/12/16
Interceptions 1; Georgia State, 9/16/17
Pass Breakups 2; Twice: Last at Michigan, 9/24/16
Blocked Kicks 1 (FG); Ohio State, 10/22/16
Safety 1; Pittsburgh, 9/9/17



MARK ALLEN 8
 Running Back | 5-6 | 185
 Graduate/Junior
 Hyattsville, Md./DeMatha
 Major: Management & Organizational Leadership (master's)

» 2017

Season: Appeared in one game.

Georgia State (9/16): Carried twice for nine yards, including a long run of eight yards...Returned one punt for 10 yards.

» 2017 GAME-BY-GAME

Rushing (Carries-Yards-TD)

AKRON DNP; PITTSBURGH DNP; GEORGIA STATE 2-9-0; at Iowa 0-0-0.

» ALLEN'S CAREER OFFENSIVE STATISTICS & GAME HIGHS

	Att.-Yds.	Avg.	TD	LG	Rec.-Yds.	Avg.	TD	LG
2015	27-98	3.6	1	28	4-44	11.0	1	16
2016	29-115	4.0	1	17	4-24	6.0	1	27
2017	2-9	4.5	-	8	-	-	-	-
CAREER	58-222	3.8	2	28	8-68	8.5	2	27

Rushing attempts 8; Indiana, 10/10/15
Rushing Yards 45; Indiana, 10/10/15
Rushing Touchdowns 1; Twice: Last at Purdue, 10/29/16
Longest Rush 28 yards; Indiana, 10/10/15

Receptions 2; Indiana, 10/10/15
Receiving Yards 29; San Diego State, 9/26/15
Receiving Touchdowns 1; Twice: Last at Rutgers, 11/19/16
Longest Reception 27 yards; at Rutgers, 11/19/16

» 2017 GAME-BY-GAME


Punt Returns (Returns-Yards-TD-YPR)

AKRON DNP; PITTSBURGH DNP; GEORGIA STATE 1-10-0-10.0; at Iowa 0-0-0-0.

» ALLEN'S CAREER PUNT RETURN STATISTICS & GAME HIGHS

	No.	Yds.	Avg.	TD	LG
2015	5	33	6.6	-	14
2016	-	-	-	-	-
2017	1	10	10.0	-	10
CAREER	1	10	10.0	-	10

Punt Returns 4; at Temple, 9/5/15
Punt Return Yards 33; at Temple, 9/5/15
Long Punt Return 14 yards; at Temple, 9/5/15



TROY APKE 28
 Safety | 6-1 | 200
 Senior/Senior
 Mt. Lebanon, Pa./Mount Lebanon
 Major: Criminology

» 2017

Awards: Earned *Pro Football Focus* Big Ten Team of the Week honors on Sept. 12 after collecting an interception and five tackles vs. Pittsburgh.

Season: Started four games...Blocked his first career kick on a field goal attempt in the fourth quarter at Iowa (9/23).

Akron (9/2): Recorded three tackles, including one solo stop, all coming in the first half...Had one punt return for three yards in the fourth quarter, his first career punt return...One of eight players to be a part of three-straight seasons with a shutout (Illinois, 2015; at Rutgers, 2016; Akron, 2017), marking the longest such streak since a three-year span from 1989-91...Part of a defense that logged a season-opening shutout for the first time since 2007 (FIU, 59-0). **Pittsburgh (9/9):** Made five stops, including four solo...Collected his second career interception in the second quarter...Added a quarterback hurry in the third quarter. **Georgia State (9/16):** Totaled three tackles...Added one pass breakup...A part of a unit that posted its second shutout of the season, marking the first time since 2009 a Nittany Lion defense posted two shutouts in a single season. **at Iowa (9/23):** Blocked his first career kick on a fourth-quarter field goal attempt...Logged four tackles - three solo.

» 2017 GAME-BY-GAME

Tackles (Solo-Assisted-Total)

AKRON 1-2-3; PITTSBURGH 4-1-5; GEORGIA STATE 2-1-3; at Iowa 3-1-4.

» APKE'S CAREER STATISTICS & GAME HIGHS

	UA-A	TK	FF	FR	I	PBU	SACK	TFL
2014	2-0	2	-	-	-	-	-	-
2015	14-12	26	1	-	-	1	-	-
2016	11-17	28	-	1	1	-	-	-
2017	10-5	15	-	-	1	1	-	-
CAREER	34-33	67	1	1	2	2	-	-

Tackles 7; Michigan State, 11/26/16
Forced Fumbles 1; Rutgers, 9/19/15
Fumble Recoveries 1; Michigan State, 11/26/16
Interceptions 1; Twice: Last Pittsburgh, 9/9/17
Long Interception Return 10 yards; Iowa, 11/5/16
Pass Breakups 1; Twice: Last Georgia State, 9/16/17
Blocked Kicks 1 (FG); at Iowa, 9/23/17

» 2017 GAME-BY-GAME


Punt Returns (Returns-Yards-TD-YPR)

AKRON 1-3-0-3.0; PITTSBURGH 0-0-0-0.0; GEORGIA STATE 0-0-0-0.0; at Iowa 0-0-0-0

» APKE'S CAREER PUNT RETURN STATISTICS & GAME HIGHS

	No.	Yds.	Avg.	TD	LG
2017	1	3	3.0	-	3
CAREER	1	3	3.0	-	3

Punt Returns 1; Akron, 9/2/17
Punt Return Yards 3; Akron, 9/2/17
Long Punt Return 3 yards; Akron, 9/2/17



JOE ARCANGELO 41
 Tight End | 6-4 | 252
 Junior/Sophomore
 Clarks Summit, Pa./Abington Heights
 Major: Economics

» 2017

Season: Appeared in one game...Made his Penn State debut vs. Georgia State (9/16)...One of 23 student-athletes to make their collegiate debut in 2017.

Georgia State (9/16): Made his Penn State debut.



ALEX BARBIR 90
 Kicker | 5-9 | 193
 Sophomore/Freshman
 Cumming, Ga./South Forsyth
 Major: Division of Undergraduate Studies

» 2017

Season: Appeared in two games...Made collegiate debut vs. Akron (9/2)...One of 23 student-athletes to make their collegiate debut in 2017... One of 17 freshmen (14 redshirt, 3 true) to appear in 2017.

Akron (9/2): Made collegiate debut in the third quarter...Had two kickoffs for an average of 56.5 yards. **Georgia State (9/16):** Hit three kickoffs for an average of 63.7 yards.

» BARBIR'S CAREER KICKOFF STATISTICS

	No.	Yds	AVG	TB	OB
2017	5	304	60.8	-	2
CAREER	5	304	60.8	-	2



SAQUON BARKLEY 26
 Running Back | 5-11 | 228
 Junior/Junior
 Coplay, Pa./Whitehall
 Major: Journalism

» CAREER NOTES & RECORDS

Career: Is the only player in Penn State history with rush and reception of 80-plus yards in a career...Became the seventh player in Penn State history to reach 3,000 yards rushing in a career...Ranks No. 7 on Penn State's career rushing list with 3,090 yards, trailing D.J. Dozier (3,227; 1983-86) for No. 6...Is just the eighth player in Penn State history with multiple 1,000-yard rushing seasons...Sits tied for No. 5 on the career rushing touchdowns chart (29), one shy of Charlie Pittman (30; 1967-69) for the No. 4 spot...Ranks tied for No. 9 with 12 career 100-yard games (five in 2015, five in 2016, two in 2017), including three 200-yard efforts (two in 2016, one in 2017)...Owns the career record for receiving yards by a running back with 898 yards, passing Tony Hunt's mark of 799 yards (2003-06) vs. Georgia State (9/16/17), doing so with 26 fewer receptions...Sits No. 6 on Penn State's career all-purpose yards with 4,222 yards...Is the ninth player in school history to eclipse the 4,000 all-purpose yard mark...Is No. 9 in Penn State history with 216 career points scored...Has 96 rushes of 10 or more yards in his career (34 in 2015, 46 in 2016, 16 in 2017)...Owns seven multi-rushing touchdown games in his career (two in 2015, four in 2016, one in 2017)...Has 10 multi-touchdown games (two in 2015, six in 2016, two in 2017)...Had a streak of 14 consecutive games with at least one rush of 20 yards snapped at Rutgers (11/19), a streak that was the second-longest in college football in the last 20 years (19 - LaMichael James, Oregon (2008-10))...Owns four career Big Ten Offensive Player of the Week honors (two in 2016, two in 2017).

Season: Finished No. 5 on Penn State's single-season rushing yardage chart with 1,496 yards in 2016...Broke the sophomore rushing record formerly held by Evan Royster (1,236; 2008) with 1,496 yards in 2016...Owns the sophomore scoring record and ranked No. 4 on the single-season scoring list with 132 points, passing Kevin Kelly's sophomore mark of 96 points (2006)...Barkley and Tyler Davis (128) became the first set of teammates to score 100 points in the same season in Penn State history...Broke the sophomore rushing touchdowns record with his 14th score of 2016 at Rutgers (11/19) in the third quarter and finished with 18 rushing scores...Became the first Nittany Lion since Zach Zwinak (12; 2013) to score 10-plus touchdowns in a season...His 22 overall touchdowns (18 rushing, 4 receiving) are No. 4 on the single-season charts...The 22 total touchdowns are the most since Larry Johnson scored 23 in 2002...His 18 rushing touchdowns tied Richie Anderson (1992) for No. 5 on Penn State's single-season charts...Finished No. 2 on Penn State's single-season all-purpose yards list with 1,927 yards in 2016, the highest total since Larry Johnson's school-record 2,655 yards in 2002...Broke Penn State's freshman (true or redshirt) season record with 1,076 rushing yards in 2015, surpassing D.J. Dozier's mark of 1,002 set in 1983...His 2015 season effort ranks 17th on the Penn State single-season rushing charts...Finished tied for first place on the Penn State true freshman season rushing touchdown (Dozier, 7) and 100-yard rushing games lists (Dozier, 5)...Broke Penn State freshman (true or redshirt) season record for all-purpose yards with 1,237, surpassing the mark set by Dozier (1,191; 1983).

Game: Set the single game all-purpose yards mark with 358 at Iowa (9/23/17), accounting for 211 yards rushing, 94 yards receiving and 53 yards on kickoff return, topping Curt Warner's previous mark of 341 vs. Syracuse in 1981...The all-purpose yardage total vs. Iowa ranks No. 10 all-time in the Big Ten record books and marks the fifth 300-all-purpose yard game in Penn State history...Joins Ki-Jana Carter as the only players in Penn State history with multiple 80-yard rushes in program history (81 at Purdue, 2016; 80 vs. Akron, 2017)...His 85-yard touchdown catch is the third-longest reception in Penn State history and the longest by a Penn State player in Beaver Stadium history...Produced the fourth 300-plus all-purpose yard game in Penn State history with 306 yards against USC (1/2/17) in the 2017 Rose Bowl...Became the 15th different Penn State with a 200-yard rushing game vs. Maryland (10/8/16) with 202 yards, which ranks No. 24 on Penn State's single-game rushing charts...His 207 yards rushing at Purdue (10/29/16) rank No. 21 on the single-game charts and are the most since Larry Johnson's 279 yards vs. Michigan State in 2002...Twice broke the Penn State sophomore record for all-purpose yards, first with 277 (207 rushing, 70 receiving) at Purdue (10/29/16) and again vs. USC (1/2/17) in the Rose Bowl with 306 (194 rushing, 55 receiving, 54 kick return)...Tallied 30 points at Pittsburgh (9/10/16), which is tied for No. 4 in Penn State history (fifth occasion).

» 2017

Awards: Named Big Ten Co-Offensive Player of the Week (Barrett, OSU) on Sept. 4 after rushing for 174 yards and totaling 246 all-purpose yards vs. Akron...Earned Big Ten Rose Bowl Player of the Week on Sept. 5 after his effort vs. Akron in the season opener...Selected to the Paul Hornung Award Honor Roll on Sept. 11 after posting 183-all purpose yards and two touchdowns vs. Pittsburgh...Named Big Ten Offensive Player of the Week on Sept. 25 after breaking the school record for all-purpose yards vs. Iowa...Graded out as the top offensive player in the FBS by *Pro Football Focus* to earn a spot on the National Team of the Week...The effort vs. Iowa also earned him Rose Bowl Big Ten Player of the Week, Maxwell Award Player of the Week, along with a spot on the Hornung Award Honor Roll and *Pro Football Focus* Big Ten Team of the Week...Selected to the preseason watch list for the Doak Walker Award, Maxwell Award and Walter Camp Award...Among 10 players named to the Big Ten preseason honors list, as selected by the conference's media members, joining teammate Trace McSorley...Named preseason first-team All-America by the *Associated Press*, *ESPN.com*, *Pro Football Focus*, *Sports Illustrated*, *Sporting News*, *USA Today*, *Lindy's*, *Street & Smith* and *Athlon Sports*...Named the No. 5 player in FBS by *SI.com*...Earned the No. 1 spot on *Sports Illustrated's* "Feldman's Freaks" list heading into the 2017 campaign.

Season: Started four games...Selected team captain prior to the season...Had a streak of nine-straight games with a rushing touchdown snapped vs. Georgia State, which was the longest streak by a Penn Stater since Larry Johnson had 11 in a row in 2002...Set the single game all-purpose yards mark with 358 (211 rush, 94, receiving, 53 KR), a total that sits No. 10 all-time in the Big Ten.

Rankings: Leads the FBS and the Big Ten in all-purpose yards (253.2)...Is No. 10 nationally and No. 2 in the Big Ten in yards per carry (7.85)...Sits No. 11 in the FBS and No. 3 in the Big Ten in rushing yards per game (129.5)...Is tied for No. 12 nationally and leads the Big Ten lead in total touchdowns (6)...Sits No. 33 nationally and leads the Big Ten in receiving yards (335)...Ranks No. 37 in the FBS and No. 2 in the Big Ten in rushing touchdowns (4)...Is tied for No. 40 nationally and No. 5 in the Big Ten in scoring per game (9.0)...Is No. 44 in the FBS and No. 4 in the Big Ten in receiving yards per game (83.8)...Ranks No. 48 in the FBS and No. 6 in the Big Ten in kickoff return average (22.9)...Sits No. 67 in the FBS and No. 10 in the Big Ten in combined kick return yards (160)...Ranks tied for No. 72 nationally and No. 12 in the Big Ten in receiving touchdowns (2).

Akron (9/2): Rushed for 174 yards and two touchdowns on 14 carries...Posted the second-longest rush of his career, an 80 yard burst in the second quarter...Notched his seventh career multi-rushing touchdown game and ninth career multi-touchdown game...The 80-yard run is tied for No. 10 in program history (eight occasions)...Caught three passes for 54 yards...Returned one kickoff for 20 yards...Totaled 246 all-purpose yards.
Pittsburgh (9/9): Carried 14 times for 88 yards and one touchdown...Tied a team high with four receptions and 45 yards...Had a then-career-long 46 yard reception in third quarter, scoring a touchdown on the play...Posted his 10th career game with multiple touchdowns...Returned two kickoffs for 50 yards with a long of 32 yards...Owned a game-high 183 all-purpose yards...Earned the coaching staff's Offensive Player of the Week.
Georgia State (9/16): Led the team with 226 all-purpose yards...Caught four passes for a career-high 142 yards and one touchdown...His 142 yards receiving are the most by a Penn State running back since Len Krouse had 155 yards out of the backfield vs. Syracuse in 1940...Is the first Penn State running back with 100 receiving yards since Tony Hunt had 110 yards at Minnesota in 2004...The 142 receiving yards are the most by a Big Ten running back since Curtis Samuel (OSU) had 177 vs. Bowling Green in 2016...Had an 85-yard reception for a touchdown in the first quarter, a career long that eclipsed his 46-yard reception vs. Pittsburgh (9/9/17)...Had one kickoff return for a career-long 37 yards to open the game...Rushed 10 times for 47 yards with a long run of 33 yards.
at Iowa (9/23): Totaled 358 all-purpose yards to set the school record and rank No. 10 on the Big Ten's all-purpose charts...Posted his third-career 200-yard rushing game with a career-best 211 yards rushing...Caught a career-high 12 passes for 94 yards, marking the first 10-plus reception game since 2014 (DaeSean Hamilton 14; vs. Ohio State, 2014)...Returned three kickoffs for 53 yards...Had one rushing touchdown...Made his first career tackle in the second quarter on an interception return...Garnered the coaching staff's Offensive Player of the Week.

» 2017 GAME-BY-GAME

Rushing (Carries-Yards-TD)
 AKRON 14-172-2; PITTSBURGH 14-88-1; GEORGIA STATE 10-47-0; at Iowa 28-211-1.

Receiving (Receptions-Yards-TD)
 AKRON 3-54-0; PITTSBURGH 4-45-1; GEORGIA STATE 4-142-1; at Iowa 12-94-0.

» BARKLEY'S CAREER OFFENSIVE STATISTICS & GAME HIGHS

	Att.-Yds.	Avg.	TD	LG	Rec.-Yds.	Avg.	TD	LG
2015	182-1,076	5.9	7	56	20-161	8.1	1	32
2016	272-1,496	5.5	18	81	28-402	14.4	4	44
2017	66-518	7.9	4	80	23-335	14.6	2	85
CAREER	520-3,090	5.9	29	81	74-898	12.1	7	85

Rushing Attempts 33; at Indiana, 11/12/16
Rushing Yards 211; at Iowa, 9/23/17
Rushing Touchdowns 4; at Pittsburgh, 9/10/16
Longest Rush 81 yards; at Purdue, 10/29/16
Receptions 12; at Iowa, 9/23/17
Receiving Yards 142; Georgia State, 9/16/17
Receiving Touchdowns 1; Six Times: Last Georgia State, 9/16/17
Longest Reception 85 yards; Georgia State, 9/16/17

2017 GAME-BY-GAME

Kickoff Returns (Returns-Yards-TD-YPR)
 AKRON 1-20-0-20.0; PITTSBURGH 2-50-0-25.0; GEORGIA STATE 1-37-0-37.0; at Iowa 3-53-0-17.6

» BARKLEY'S CAREER KICKOFF RETURN STATISTICS & GAME HIGHS

	No.	Yds.	Avg.	TD	LG
2015	-	-	-	-	-
2016	3	74	24.7	-	33
2017	7	160	22.9	-	37
CAREER	10	234	23.4	-	37

Kick Returns 3; at Iowa, 9/23/17
Kick Return Yards 57; vs. USC, 1/2/17
Long Kick Return 37 yards; Georgia State, 9/16/17
All-Purpose Yards 358; at Iowa, 9/23/17

NOTE: Has one career tackle (at Iowa, 2017).




RYAN BATES 52
 Offensive Line | 6-4 | 310
 Junior/Sophomore
 Warrington, Pa./Archbishop Wood
 Major: Labor & Employment Relations

» 2017

Season: Started three games at left tackle.

Akron (9/2): Helped pave the way for 569 total yards...Cleared the way for Saquon Barkley's 174 rushing yards for his 11th career 100-yard rushing game...Protected Trace McSorley to the tune of 280 passing yards and two scoring throws...Didn't allow a sack or quarterback hurry...Part of the offensive line unit that was named the coaching staff's Offensive Player of the Week.
Pittsburgh (9/9): Part of an offensive line that allowed just one sack...Blocked for 148 total rushing yards - including 88 from Saquon Barkley - and protected Trace McSorley to the tune of three touchdowns and 164 yards passing...Enabled the team to eclipse the 30-point mark for the ninth-straight game.
Georgia State (9/16): Guided the offense to 526 yards of total offense, including Trace McSorley's sixth-career 300-yard passing game (309 yards) and his school-record fourth game with four-or-more touchdown passes...Helped Penn State score eight offensive touchdowns, coming from eight different Penn Staters...Saw Penn State eclipse the 30-point mark for the 10th-straight game, the third-longest active streak in the FBS and just the fifth streak of 10-or-more games in Big Ten history.
at Iowa (9/23): Helped Penn State to a season-high 579 yards of total offense on a school-record 99 offensive plays...Paved the way for Saquon Barkley's career-high 211 rushing yards and 94 receiving yards, which helped Barkley to a school-record 358 all-purpose yards...Blocked for Trace McSorley's 284-yard passing effort.



SAEED BLACKNALL 13
Wide Receiver | 6-3 | 208
Senior/Senior
Manalapan, N.J./Manalapan
Major: Telecommunications

» 2017
Season: Appeared in four games.

Pittsburgh (9/9): Made his first career tackle, a combined special teams stop with Nick Scott in the first quarter. **Georgia State (9/16):** Made three catches for 64 yards...Caught Tommy Stevens' first career touchdown pass, a 35-yard connection, in the third quarter. **at Iowa (9/23):** Made his only catch on fourth-and-2, gaining six yards to move the chains on Penn State's game-winning touchdown drive.

» 2017 GAME-BY-GAME

Receiving (Receptions-Yards-TD)
AKRON 0-0-0; PITTSBURGH 0-0-0; GEORGIA STATE 3-64-1; at Iowa 1-6-0.

» BLACKNALL'S CAREER OFFENSIVE STATISTICS & GAME HIGHS

	Att.-Yds.	Avg.	TD	LG	Rec.-Yds.	Avg.	TD	LG
2014	1(-1)	(-1.0)	-	(-1)	11-112	10.2	1	24
2015	-	-	-	-	8-248	31.0	1	59
2016	-	-	-	-	15-347	23.1	3	70
2017	-	-	-	-	4-70	17.5	1	35
CAREER	1(-1)	(-1.0)	-	(-1)	37-771	20.8	6	70

Rushing Attempts 1; vs. Boston College, 12/27/14
Rushing Yards -1; vs. Boston College, 12/27/14

Receptions 6; vs. Wisconsin, 12/3/16
Receiving Yards 155; vs. Wisconsin, 12/3/16
Longest Touchdowns 2; vs. Wisconsin, 12/3/16
Longest Reception 70 yards; vs. Wisconsin, 12/3/16

NOTE: Has one career tackle on kickoff coverage (Pittsburgh, 2017).



MANNY BOWEN 43
Linebacker | 6-1 | 226
Junior/Junior
Barnegat, N.J./Barnegat
Major: Media Studies

» 2017
Season: Started four games.

Akron (9/2): Tied for the team lead with five stops, all coming in the first quarter...Combined with Tyrell Chavis on a tackle for loss in the first quarter...Was a part of a defense that logged 14.0 tackles for loss, the most since recording 15.0 vs. Temple in 2015...Part of a defense that logged a season-opening shutout for the first time since 2007 (FIU, 59-0). **Pittsburgh (9/9):** Totaled four tackles...Added one quarterback hurry and one pass breakup. **Georgia State (9/16):** Led the team and tied for game high with six tackles...Combined with Shaka Toney on a third-quarter sack of Conner Manning, a play which Manning fumbled and Penn State recovered...A part of a unit that posted its second shutout of the season, marking the first time since 2009 a Nittany Lion defense posted two shutouts in a single season. **at Iowa (9/23):** Made two stops, including a solo hit behind the line of scrimmage.

» 2017 GAME-BY-GAME

Tackles (Solo-Assisted-Total)
AKRON 1-4-5; PITTSBURGH 3-1-4; GEORGIA STATE 4-2-6; at Iowa 2-0-2.

» BOWEN'S CAREER STATISTICS & GAME HIGHS

	UA-A	TK	FF	FR	I	PBU	SACK	TFL
2015	12-6	18	1	1	-	-	-	0.5-2
2016	35-33	68	-	-	2	2.0-16	8.5-30	
2017	10-7	17	-	-	1	0.5-4	2-8	
CAREER	57-46	103	1	1	3	2.5-20	11.0-40	

Tackles 12; Ohio State, 10/22/16
Sacks 1.0; Twice: Last Michigan State, 11/26/16
Tackles for Loss 2.0; Minnesota, 10/1/16
Fumble Recoveries 1; Army, 10/3/15
Forced Fumbles 1; at Michigan State, 11/28/15
Pass Breakups 1; Three Times: Last Pittsburgh, 9/9/17



CAM BROWN 6
Linebacker | 6-5 | 222
Sophomore/Sophomore
Burtonsville, Md./The Bullis School
Major: Division of Undergraduate Studies

» 2017
Season: Appeared in three games.

Akron (9/2): Totaled four tackles...Made solo stop behind the line in the second quarter...Had one quarterback hurry...Was a part of a defense that logged 14.0 tackles for loss, the most since recording 15.0 vs. Temple in 2015...Part of a defense that logged a season-opening shutout for the first time since 2007 (FIU, 59-0). **Pittsburgh (9/9):** Logged two tackles. **at Iowa (9/23):** Had two tackles...Made a second-quarter stop on Akron Wadley on third down to force an Iowa punt.

» 2017 GAME-BY-GAME

Tackles (Total-Solo-Assisted)
AKRON 2-2-4; PITTSBURGH 1-1-2; GEORGIA STATE DNP; at Iowa 1-1-2.

» C. BROWN'S CAREER STATISTICS & GAME HIGHS

	UA-A	TK	FF	FR	I	PBU	SACK	TFL
2016	14-19	33	-	-	-	-	0.5-1	1.5-2
2017	4-4	8	-	-	-	-	-	1.0-4
CAREER	18-23	41	-	-	-	-	0.5-1	2.5-6

Tackles 10; at Michigan, 9/24/16
Sacks 0.5; at Rutgers, 11/19/16
Tackles for Loss 1.0; Twice: Last Akron, 9/2/17
Blocked Kicks 1 (punt); Ohio State, 10/22/16



TORRENCE BROWN 19
Defensive End | 6-3 | 254
Senior/Junior
Tuscaloosa, Ala./Tuscaloosa Academy
Major: Recreation, Parks & Tourism Management

» 2017
Season: Started three games...Will miss the remainder of the season after suffering an injury vs. Georgia State (9/16).

Akron (9/2): Had three assisted tackles...Combined with Parker Cothren on a tackle for loss in the second quarter...Was a part of a defense that logged 14.0 tackles for loss, the most since recording 15.0 vs. Temple in 2015...One of eight players to be a part of three-straight seasons with a shutout (Illinois, 2015; at Rutgers, 2016; Akron, 2017), marking the longest such streak since a three-year span from 1989-91...Part of a defense that logged a season-opening shutout for the first time since 2007 (FIU, 59-0). **Pittsburgh (9/9):** Registered three assisted tackles...Combined with Koa Farmer on a first-quarter tackle for loss...Broke up his first career pass, a second-quarter attempt that he deflected at the line of scrimmage. **Georgia State (9/16):** Made a pair of stops, both coming in the first quarter, and didn't play the final three quarters.

» 2017 GAME-BY-GAME


Tackles (Solo-Assisted-Total)
AKRON 0-3-3; PITTSBURGH 0-3-3; GEORGIA STATE 0-2-2; at Iowa INJ.

» T. BROWN'S CAREER STATISTICS & GAME HIGHS

	UA-A	TK	FF	FR	I	PBU	SACK	TFL
2015	5-6	11	-	1	-	-	1.5-4	5.5-14
2016	16-17	33	3	2	-	-	0.5-4	6.0-18
2017	0-8	8	-	-	-	1	-	1.0-1
CAREER	21-34	55	3	3	-	1	2.0-8	12.5-33

Tackles 6; at Pittsburgh, 9/10/16
Sacks 1.0; Michigan, 11/21/15
Tackles for Loss 2.0; Twice: Last at Pittsburgh, 9/10/16
Forced Fumbles 1; Twice: Last Temple, 9/17/16
Fumble Recoveries 1; Three Times: Last at Indiana, 11/12/16
Pass Breakups 1; Pittsburgh, 9/9/17

NOTE: Has one career touchdown - a 9-yard fumble recovery for a score at Indiana (11/12/16).



RYAN BUCHHOLZ 97
Defensive End | 6-6 | 273
Junior/Sophomore
Malvern, Pa./Great Valley
Major: Media Studies

» 2017
Season: Appeared in four games with one start...Made his first career start at Iowa (9/23)...Joins Shareef Miller and Will Fries as first-time starters in 2017.

Akron (9/2): Logged career highs for tackles (4), tackles for loss (1.5) and sacks (1.0), all coming in the first half...Forced his first career fumble, which was recovered by Akron, in the first quarter...Combined with Robert Windsor on a first-quarter tackle for loss...Toppled Akron quarterback Thomas Woodson for a solo sack in the second quarter...Added one quarterback hurry...Was a part of a defense that logged 14.0 tackles for loss, the most since recording 15.0 vs. Temple in 2015...Part of a defense that logged a season-opening shutout for the first time since 2007 (FIU, 59-0)...Named the coaching staff's Defensive Player of the Week. **Pittsburgh (9/9):** Collected two solo tackles. **Georgia State (9/16):** Made two tackles, including one solo. **at Iowa (9/23):** Made his first career start.

» 2017 GAME-BY-GAME

Tackles (Solo-Assisted-Total)
AKRON 2-2-4; PITTSBURGH 2-0-2; GEORGIA STATE 1-1-2; at Iowa 0-0-0.

» BUCHHOLZ'S CAREER STATISTICS & GAME HIGHS

	UA-A	TK	FR	FF	I	PBU	SACK	TFL
2016	10-6	16	-	-	-	-	3.0-20	4.5-26
2017	5-3	8	-	1	-	-	1.0-8	1.5-9
CAREER	15-9	24	-	1	-	-	4.0-28	6.0-35

Tackles 4; Akron, 9/2/17
Sacks 1.0; Four Times: Last Akron, 9/2/17
Tackles for Loss 1.5; Akron, 9/2/17
Forced Fumbles 1; Akron, 9/2/17



JASON CABINDA 40
Linebacker | 6-1 | 234
Senior/Senior
Flemington, N.J./Hunterdon Central
Major: Economics

» 2017
Awards: Selected to the preseason watch list for the Bednarik Award, Butkus Award, Lott IMPACT Trophy and Nagurski Trophy.

Season: Started four games...Selected team captain prior to the season.

Akron (9/2): Made three tackles, all coming in the first half...One of eight players to be a part of three-straight seasons with a shutout (Illinois, 2015; at Rutgers, 2016; Akron, 2017), marking the longest such streak since a three-year span from 1989-91...Part of a defense that logged a season-opening shutout for the first time since 2007 (FIU, 59-0). **Pittsburgh (9/9):** Logged eight tackles to tie for second on the team with Koa Farmer and Nick Scott. **Georgia State (9/16):** Made four tackles - three solo...A part of a unit that posted its second shutout of the season, marking the first time since 2009 a Nittany Lion defense posted two shutouts in a single season. **at Iowa (9/23):** Made a team-best six tackles...Had 1.5 tackles for loss...Combined with Koa Farmer on a second-quarter tackle for loss...Made a solo stop behind the line of scrimmage in the third quarter.

» 2017 GAME-BY-GAME

Tackles (Solo-Assisted-Total)
AKRON 0-3-3; PITTSBURGH 5-3-8; GEORGIA STATE 3-1-4; at Iowa 3-3-6.

» CABINDA'S CAREER STATISTICS & GAME HIGHS

	UA-A	TK	FF	FR	I	PBU	SACK	TFL
2014	7-10	17	-	-	-	-	-	0.5-1
2015	39-61	100	1	-	1	5	2.5-33	5.5-37
2016	36-45	81	-	-	-	3	1.0-13	4.0-20
2017	10-11	21	-	-	-	-	-	1.5-4
CAREER	92-127	219	1	-	1	8	3.5-46	11.5-62

Tackles 14; Army, 10/3/15
Sacks 2.0; Army, 10/3/15
Tackles for Loss 2.0; Twice: Last Ohio State, 10/22/16
Forced Fumbles 1; Army, 10/3/15
Interceptions 1; at Northwestern, 11/7/15
Pass Breakups 2; at Rutgers, 11/19/16



CHRISTIAN CAMPBELL 1

Cornerback | 6-1 | 191
 Senior/Senior
 Phenix City, Ala./Central
 Major: Journalism

» 2017

Season: Started four games...Has at least one pass breakup in five-straight games.

Rankings: Tied for No. 19 nationally and sits No. 4 in the Big Ten in passes defended per game (1.5).

Akron (9/2): Made two stops...Combined with Marcus Allen on a first-quarter tackle for loss...Added two pass breakups...Was a part of a defense that logged 14.0 tackles for loss, the most since recording 15.0 vs. Temple in 2015...Part of a defense that logged a season-opening shutout for the first time since 2007 (FIU, 59-0). **Pittsburgh (9/9):** Registered four tackles, including three solo...Added two pass breakups. **Georgia State (9/16):** Made two solo stops...Broke up a first-quarter pass on third down to force a Georgia State punt on its opening drive...A part of a unit that posted its second shutout of the season, marking the first time since 2009 a Nittany Lion defense posted two shutouts in a single season. **at Iowa (9/23):** Logged three solo stops...Added one pass breakup.


» 2017 GAME-BY-GAME

Tackles (Solo-Assisted-Total)
 AKRON 0-2-2; PITTSBURGH 3-1-4; GEORGIA STATE 2-0-2; at Iowa 3-0-3.

» CAMPBELL'S CAREER STATISTICS & GAME HIGHS

	UA-A	TK	FR	FF	I	PBU	SACK	TFL
2014	9-1	10	-	-	1	2	-	1.0-1
2015	6-10	16	-	-	-	2	-	1.0-2
2016	17-14	31	1	-	1	6	-	1.0-4
2017	8-3	11	-	-	-	6	-	0.5-1
CAREER	40-28	68	1	-	2	16	-	3.5-8

Tackles 6; vs. USC, 1/2/17
Tackles for Loss 1.0; Three Times: Last Kent State, 9/3/16
Fumble Recoveries 1; at Indiana, 11/12/16
Interceptions 1; Twice: Last at Purdue, 10/29/16
Pass Breakups 2; Three Times: Last Pittsburgh, 9/9/17



COLIN CASTAGNA 46

Defensive End | 6-4 | 257
 Junior/Junior
 Barrington, Ill./Barrington
 Major: Kinesiology

» 2017

Season: Appeared in four games.

Akron (9/2): Appeared on defense and special teams. **Pittsburgh (9/9):** Logged a first-quarter assisted stop for his lone tackle of the game. **Georgia State (9/16):** Appeared on special teams and defense. **at Iowa (9/23):** Saw time on special teams.

» 2017 GAME-BY-GAME

Tackles (Solo-Assisted-Total)
 AKRON 0-0-0; PITTSBURGH 0-1-1; GEORGIA STATE 0-0-0; at Iowa 0-0-0.

» CASTAGNA'S CAREER STATISTICS & GAME HIGHS

	UA-A	TK	FF	FR	I	PBU	SACK	TFL
2015	-	-	-	-	-	-	-	-
2016	1-1	2	-	-	-	-	-	1.0-2
2017	0-1	1	-	-	-	-	-	-
CAREER	1-2	3	-	-	-	-	-	1.0-2

Tackles 1; Three Times: Last Pittsburgh, 9/9/17
Tackles for Loss 1.0; at Purdue, 10/29/16



TARIQ CASTRO-FIELDS 5

Cornerback | 6-0 | 185
 Freshman/Freshman
 Upper Marlboro, Md./Riverdale Baptist School
 Major: Division of Undergraduate Studies

» 2017

Season: Appeared in four games...Made collegiate debut vs. Akron (9/2)...One of 23 student-athletes to make their collegiate debut in 2017... One of 17 freshmen (14 redshirt, 3 true) to appear in 2017.

Akron (9/2): Made collegiate debut...Appeared on defense and special teams. **Pittsburgh (9/9):** Collected his first career tackle in the fourth quarter, a combined stop with Koa Farmer. **Georgia State (9/16):** Made his first career interception on a leaping grab in the third quarter...Saw time on defense and special teams...Helped Penn State force five turnovers (three interceptions, two fumble recoveries), the first time since forcing five turnovers last season at Indiana (five fumble recoveries)...Part of a secondary that nabbed three interceptions in a game for the first time since doing so at Maryland in 2015. **at Iowa (9/23):** Saw time on special teams and defense.

» 2017 GAME-BY-GAME

Tackles (Solo-Assisted-Total)
 AKRON 0-0-0; PITTSBURGH 0-1-1; 0-0-0; GEORGIA STATE 0-0-0; at Iowa 0-0-0.

» CASTRO-FIELDS' CAREER STATISTICS & GAME HIGHS

	UA-A	TK	FF	FR	I	PBU	SACK	TFL
2017	0-1	1	-	-	1	-	-	-
CAREER	0-1	1	-	-	1	-	-	-

Tackles 1; Pittsburgh, 9/9/17
Interceptions 1; Georgia State, 9/16/17



IRVIN CHARLES 11

Wide Receiver | 6-4 | 223
 Junior/Sophomore
 Sicklerville, N.J./Paul VI
 Major: Recreation, Parks & Tourism Management

» 2017

Season: Appeared in four games.

Akron (9/3): Appeared on offense and special teams. **Pittsburgh (9/9):** Made a solo stop on the opening kickoff of the game...Joined Nick Scott and Garrett Taylor as the coaching staff's Co-Special Teams Player of the Week. **Georgia State (9/16):** Appeared on offense and special teams. **at Iowa (9/23):** Logged snaps on offense and special team.

» CHARLES' CAREER OFFENSIVE STATISTICS & GAME HIGHS

	Att.-Yds.	Avg.	TD	LG	Rec.-Yds.	Avg.	TD	LG
2016	-	-	-	-	2-106	53.0	1	80
2017	-	-	-	-	-	-	-	-
CAREER	-	-	-	-	2-106	53.0	1	80

Receptions 1; Twice: Last at Purdue, 10/29/16
Receiving Yards 80; Minnesota, 10/1/16
Receiving Touchdowns 1; Minnesota, 10/1/16
Longest Reception 80; Minnesota, 10/1/16

NOTE: Has 6 career tackles, including five on special teams...Has one kickoff return for 11 yards at Indiana (11/12/16).



TYRELL CHAVIS 56

Defensive Tackle | 6-3 | 295
 Senior/Senior
 Richmond, Va./Fork Union Military Academy
 Major: African American Studies

» 2017

Season: Appeared in four games.

Akron (9/2): Had career highs in tackles (5), tackles for loss (3.0) and logged his first career sack...Combined with Curtis Cothran for a first-quarter sack...Posted a pair of solo tackles for loss in the fourth quarter... Combined with Manny Bowen on a first-quarter tackle for loss...Five tackles tied for team high...Was a part of a defense that logged 14.0 tackles for loss, the most since recording 15.0 vs. Temple in 2015...Part of a defense that logged a season-opening shutout for the first time since 2007 (FIU, 59-0). **Georgia State (9/16):** Made one tackle.


» 2017 GAME-BY-GAME

Tackles (Solo-Assisted-Total)
 AKRON 2-3-5; PITTSBURGH 0-0-0; GEORGIA STATE 0-1-1; at Iowa 0-0-0.

» CHAVIS' CAREER STATISTICS & GAME HIGHS

	UA-A	TK	FF	FR	I	PBU	SACK	TFL
2016	2-11	13	-	-	-	-	-	1.0-2
2017	2-4	6	-	-	-	-	0.5-2	3.0-7
CAREER	4-15	19	-	-	-	-	0.5-2	4.0-9

Tackles 5; Akron, 9/2/17
Tackles for Loss 3.0; Akron, 9/2/17
Sacks 0.5; Akron, 9/2/17



JAKE COOPER 33

Linebacker | 6-1 | 225
 Junior/Junior
 Doylestown, Pa./Archbishop Wood
 Major: Telecommunications

» 2017

Season: Appeared in two games.

Akron (9/2): Made two stops. **Georgia State (9/16):** Had one tackle.

» 2017 GAME-BY-GAME

Tackles (Solo-Assisted-Total)
 AKRON 1-1-2; PITTSBURGH DNP; GEORGIA STATE 1-0-1; at Iowa DNP.

» COOPER'S CAREER STATISTICS & GAME HIGHS

	UA-A	TK	FF	FR	I	PBU	SACK	TFL
2015	9-5	14	-	-	-	1	1.0-11	2.5-15
2016	4-11	15	-	-	-	-	-	-
2017	2-1	3	-	-	-	-	-	-
CAREER	15-17	32	-	-	-	1	1.0-11	2.5-15

Tackles 6; Twice: Last at Michigan, 9/24/16
Sacks 1.0; Buffalo, 9/12/15
Tackles for Loss 1.0; Twice: Last vs. Maryland, 10/24/15
Pass Breakups 1; Rutgers, 9/19/15



CURTIS COTHNAN 52

Defensive Tackle | 6-5 | 295
 Graduate/Senior
 Newtown, Pa./Council Rock North
 Major: Media Studies (2nd degree)

» 2017

Season: Started four games.

Akron (9/2): Totaled three tackles...Combined with Tyrell Chavis on a second-quarter sack...Joined Shareef Miller on a first-quarter tackle for loss...Was a part of a defense that logged 14.0 tackles for loss, the most since recording 15.0 vs. Temple in 2015...One of eight players to be a part of three-straight seasons with a shutout (Illinois, 2015; at Rutgers, 2016; Akron, 2017), marking the longest such streak since a three-year span from 1989-91...Part of a defense that logged a season-opening shutout for the first time since 2007 (FIU, 59-0). **Pittsburgh (9/9):** Logged two stops. **at Iowa (9/23):** Had three tackles, all solo, two for no gain.

» 2017 GAME-BY-GAME

Tackles (Total-Solo-Assisted)

AKRON 0-3-3; PITTSBURGH 0-2-2; GEORGIA STATE 0-0-0; at Iowa 3-0-3.

» COTHREN'S CAREER STATISTICS & GAME HIGHS

	UA-A	TK	FF	FR	I	PBU	SACK	TFL
2014	1-0	1	-	-	-	-	-	1.0-2
2015	5-11	16	-	-	-	-	2.5-27	4.0-31
2016	11-10	21	-	-	-	-	0.5-5	4.5-15
2017	3-5	8	-	-	-	-	0.5-2	1.0-3
CAREER	20-26	46	-	-	-	-	3.5-34	10.5-51

Tackles 5; vs. Wisconsin, 12/3/16

Sacks 1.0; Twice: Last San Diego State, 9/26/15

Tackles for Loss 3.0; vs. Wisconsin, 12/3/16



PARKER COTHREN

41

Defensive Tackle | 6-4 | 302

Graduate/Senior

Huntsville, Ala./Hazel Green

Major: Criminology (2nd degree)

» 2017

Season: Started four games.

Akron (9/2): Made one tackle, combining with Torrence Brown on a second quarter tackle for loss...Also added a quarterback hurry in the first quarter...Was a part of a defense that logged 14.0 tackles for loss, the most since recording 15.0 vs. Temple in 2015...One of eight players to be a part of three-straight seasons with a shutout (Illinois, 2015; at Rutgers, 2016; Akron, 2017), marking the longest such streak since a three-year span from 1989-91...Part of a defense that logged a season-opening shutout for the first time since 2007 (FIU, 59-0). **Pittsburgh (9/9):** Logged two stops. **Georgia State (9/16):** Made a pair of tackles...A part of a unit that posted its second shutout of the season, marking the first time since 2009 a Nittany Lion defense posted two shutouts in a single season. **at Iowa (9/23):** Had one solo tackle.

» 2017 GAME-BY-GAME

Tackles (Solo-Assisted-Total)

AKRON 0-1-1; PITTSBURGH 0-2-2; GEORGIA STATE 0-2-2; at Iowa 1-0-1.

» COTHREN'S CAREER STATISTICS & GAME HIGHS


	UA-A	TK	FF	FR	I	PBU	SACK	TFL
2014	8-3	11	-	-	-	-	0.5-1	2.5-6
2015	4-9	13	-	-	-	1	0.5-2	0.5-2
2016	9-17	26	-	-	-	-	2.0-6	5.5-13
2017	1-5	6	-	-	-	-	-	0.5-1
CAREER	22-34	56	-	-	-	1	3.0-9	9.0-22

Tackles 7; Temple, 9/17/16

Sacks 1.0; Michigan State, 11/26/16

Tackles for Loss 2.5; Temple, 9/17/16

Pass Breakups 1; Michigan, 11/21/15



DAE'LUN DARIEN

87

Wide Receiver | 6-4 | 210

Sophomore/Freshman


Baltimore, Md./Dunbar

Major: Division of Undergraduate Studies

» 2017

Season: Appeared in one game...Made his collegiate debut vs. Georgia State (9/16)...One of 23 student-athletes to make their collegiate debut in 2017...One of 17 freshmen (14 redshirt, 3 true) to appear in 2017.

Georgia State (9/16): Made his collegiate debut in the second half...Saw time on special teams and offense.



DESI DAVIS

12

Cornerback | 5-11 | 181

Senior/Junior

Ardmore, Pa./Harriston

Major: Psychology

» 2017

Season: Appeared in one game...Made his collegiate debut vs. Georgia State (9/16)...One of 23 student-athletes to make their collegiate debut in 2017.

Georgia State (9/16): Made his collegiate debut...Made his first career tackle in the fourth quarter, a solo stop.

» 2017 GAME-BY-GAME

Tackles (Solo-Assisted-Total)

AKRON DNP; PITTSBURGH DNP; GEORGIA STATE 1-0-1; at Iowa DNP.

» DAVIS' CAREER STATISTICS & GAME HIGHS

	UA-A	TK	FF	FR	I	PBU	SACK	TFL
2015	-	-	-	-	-	-	-	-
2016	-	-	-	-	-	-	-	-
2017	1-0	1	-	-	-	-	-	-
CAREER	1-0	1	-	-	-	-	-	-

Tackles 1; Georgia State, 9/16/17



TYLER DAVIS

95

Kicker/Punter | 5-11 | 189

Senior/Senior

St. Charles, Ill./St. Charles

Major: Economics

» CAREER NOTES & RECORDS

Career: Ranks No. 12 on Penn State's career field goals made charts with 34...Sits No. 14 on the career scoring charts at Penn State with 195 points...Owns the school record for consecutive field goals made with 18, breaking Sam Ficken's mark of 15 straight makes between the 2012 and 2013 seasons...Had his consecutive field goals made streak snapped on a first quarter blocked kick vs. Ohio State...The 18-straight made field goals were tied for the longest streak in the Big Ten since Brad Craddock (UMD) converted 24-straight in from 2013-14...The 18 consecutive field goals are tied for the fourth-longest streak in Big Ten history.

Season: Tied the Penn State single-season record with 62 converted extra points attempts, equaling Brett Conway's mark from 1994...Joins Brett Conway (62; 1994) and Kevin Kelly (60; 2008) as the only place kickers with 50-plus made extra points in a single season...Tied for No. 2 on Penn State's single-season field goals made charts (22), trailing only Sam Ficken's 24 makes from 2014...Finished No. 5 on the PSU single-season scoring charts (128 points)...Davis and Saquon Barkley (132) became the first set of teammates to score 100 points in the same season...Tied the Big Ten single-season kick scoring record with 128 points, equaling the mark set by Ohio State's Sean Nuernberger in 2014.

» 2017

Awards: Selected to the Lou Groza Award preseason watch list...Selected preseason second-team All-American by *Sporting News*.

Season: Started four games at place kicker...Selected team captain prior to the season.

Rankings: Ranks tied for No. 57 nationally and No. 5 in the Big Ten in field goals made per game (1.0)...Sits tied for No. 72 in the FBS and No. 8 in the Big Ten in scoring per game (8.0).

Akron (9/2): Converted all seven extra points and 1-of-2 field goal attempts...Hit a career-long 47 yard field goal in the third quarter...Had seven kickoffs for a 64.0 yard average and four touchbacks...Made one tackle...One of 10 Penn Staters to register their first career tackles in the game. **Pittsburgh (9/9):** Successful on his lone field goal attempt and made all four extra points...Converted a 24-yard field goal in the fourth quarter...Hit six kickoffs for an average of 64.0 yards and three touchbacks. **Georgia State (9/16):** Connected on all eight extra point attempts, tying a career high (at Purdue, 2016)...Missed his lone field goal attempt, a 39-yard try...Hit six kickoffs for an average of 65.0 yards with all six ending in touchbacks...Named Co-Special Teams Player of the Week by the coaching staff, along with Blake Gillikin. **at Iowa (9/23):** Connected on field goals

from 19 and 21 yards...Attempted a career-high-tying four field goals, making two, missing one and having one attempt blocked...Hit four kickoffs for an average of 64.0 yards and one touchback.

» DAVIS' CAREER SCORING STATISTICS & GAME HIGHS

	FGM-A	%	0-19	20-29	30-39	40-49	50+	LG	XP	PTS
2015	8-8	100.0	2-2	3-3	2-2	1-1	-	42	11-11	35
2016	22-24	.917	1-1	6-6	12-14	3-3	-	40	62-62	128
2017	4-8	.500	1-1	2-2	0-3	1-2	-	47	20-20	32
CAREER 36-40	.900	4-4	11-11	14-19	5-6	-	47	93-93	195	

Points Scored 15; at Rutgers, 11/19/16

PATs Made 8; Twice: Last Georgia State, 9/16/17

Field Goals Made 4; at Rutgers, 11/19/16


Field Goals Attempted 4; Twice: Last at Iowa, 9/23/17

Longest Field Goal 47 yards; Akron, 9/2/17

» DAVIS' CAREER KICKOFF STATISTICS

	No.	Yds	AVG	TB	OB
2015	10	595	59.5	3	1
2016	8	461	57.6	1	1
2017	23	1,478	64.3	14	1
CAREER	41	5,534	61.8	18	3

NOTE: Has one career tackle on kickoff coverage (Akron, 2017).



FRANK DI LEO

39

Linebacker | 5-9 | 222

Junior/Sophomore

Elmhurst, Ill./Saint Ignatius College Prep

Major: Business Administration

» 2017

Season: Appeared in one game.

Georgia State (9/16): Made his first career tackle...Combined with Johnathan Thomas on a fourth-quarter stop on special teams.

» 2017 GAME-BY-GAME


Tackles (Solo-Assisted-Total)

AKRON DNP; PITTSBURGH DNP; GEORGIA STATE 0-1-1; at Iowa DNP.

» DI LEO'S CAREER STATISTICS & GAME HIGHS

	UA-A	TK	FF	FR	I	PBU	SACK	TFL
2016	-	-	-	-	-	-	-	-
2017	0-1	1	-	-	-	-	-	-
CAREER	0-1	1	-	-	-	-	-	-

Tackles 1; Georgia State, 9/16/17



NICK EURY

40

Running Back | 5-9 | 207

Sophomore/Freshman

Shavertown, Pa./Lake-Lehman

Major: Division of Undergraduate Studies

» 2017

Season: Appeared in one game...One of 23 student-athletes to make their collegiate debut in 2017...One of 17 freshmen (14 redshirt, 3 true) to appear in 2017.

Georgia State (9/16): Made his collegiate debut...Carried once for four yards in the fourth quarter.

» 2017 GAME-BY-GAME

Rushing (Carries-Yards-TD)

AKRON DNP; PITTSBURGH DNP; GEORGIA STATE 1-4-0; at Iowa DNP.

» EUREY'S CAREER OFFENSIVE STATISTICS & GAME HIGHS

	Att.-Yds.	Avg.	TD	LG	Rec.-Yds.	Avg.	TD	LG
2017	1-4	4.0	-	-	-	-	-	-
CAREER	1-4	4.0	-	-	-	-	-	-

Rushing attempts 1; Georgia State, 9/16/17

Rushing Yards 4; Georgia State, 9/16/17

Long Rush 4 yards; Georgia State, 9/16/17





KOA FARMER 7
Linebacker | 6-1 | 231
Senior/Junior
Lake View Terrace, Calif./Notre Dame
Major: Criminology & Sociology

» 2017
Awards: Named to the watch list for the Polynesian College Football Player of the Year Award.

Season: Started four games.
Akron (9/2): Made two stops, both coming in the first half...Combined with Brandon Smith on a second-quarter tackle for loss...Was a part of a defense that logged 14.0 tackles for loss, the most since recording 15.0 vs. Temple in 2015...Part of a defense that logged a season-opening shutout for the first time since 2007 (FIU, 59-0). **Pittsburgh (9/9):** Logged a career-high eight stops to tie with Jason Cabinda and Nick Scott for No. 2 on the team...Added 1.5 tackles for loss, including a solo takedown of Pittsburgh quarterback Ben DiNucci on third-and-goal in the fourth quarter...Combined with Torrence Brown on a first-quarter tackle for loss...Part of a defense that piled up five sacks, its most since logging six last season vs. No. 2 Ohio State. **Georgia State (9/16):** Made one tackle...A part of a unit that posted its second shutout of the season, marking the first time since 2009 a Nittany Lion defense posted two shutouts in a single season. **at Iowa (9/23):** Had two assisted tackles...Combined with Jason Cabinda on a second-quarter tackle for loss.

» 2017 GAME-BY-GAME
Tackles (Solo-Assisted-Total)
AKRON 0-2-2; PITTSBURGH 4-4-8; GEORGIA STATE 1-0-1; at Iowa 0-2-2.

» FARMER'S CAREER STATISTICS & GAME HIGHS

	UA-A	TK	FF	FR	I	PBU	SACK	TFL
2015	-	-	-	-	-	-	-	-
2016	14-15	29	1	-	-	1	3.0-13	4.5-16
2017	5-8	13	-	-	-	-	1.0-4	2.5-6
CAREER	19-23	42	1	-	-	1	4.0-17	7-22

Tackles 5; Maryland, 10/8/16
Sacks 1.0; Four Times: Last Pittsburgh, 9/9/17
Tackles for Loss 1.5; Twice: Last Pittsburgh, 9/9/17
Forced Fumbles 1; Maryland, 10/8/16
Pass Breakups 1; at Purdue, 10/29/16

NOTE: Has 18 career kickoff returns for 405 yards (22.5 ypr), all coming in 2015.



BILLY FESSLER 16
Quarterback | 5-11 | 190
Senior/Junior
Erie, Pa./Erie Cathedral Prep
Major: Finance


» 2017
Season: Appeared in four games...Has held on all placements during the season.
Georgia State (9/16): Completed his first career pass on his first collegiate throw to Jonathan Holland, for Holland's first career reception... Finished 1-of-2 passing for eight yards.

» 2017 GAME-BY-GAME
Passing (Comp.-Att.-Yds.-TD-INT)
AKRON 0-0-0-0-0; PITTSBURGH 0-0-0-0-0; GEORGIA STATE 1-2-8-0-0; at Iowa 0-0-0-0-0.

» FESSLER'S CAREER PASSING STATISTICS & GAME HIGHS

	C-A	Yds.	%	TD-INT	YPG	LG
2015	-	-	-	-	-	-
2016	-	-	-	-	-	-
2017	1-2	8	50.0	-	8.0	8
CAREER	1-2	8	50.0	-	8.0	8

Pass Completions 1; Georgia State, 9/16/17
Pass Attempts 2; Georgia State, 9/16/17
Passing Yards 8; Georgia State, 9/16/17
Long Pass 8 yards; Georgia State, 9/16/17



WILL FRIES 71
Offensive Line | 6-6 | 305
Sophomore/Freshman
Cranford, N.J./Cranford
Major: Division of Undergraduate Studies

» 2017
Season: Appeared in three games with one start...Made collegiate debut vs. Akron (9/2) on special teams...Made his first career start vs. Georgia State (9/16)...One of 23 student-athletes to make their collegiate debut in 2017...One of 17 freshmen (14 redshirt, 3 true) to appear in 2017...Joins Ryan Buchholz and Shareef Miller as first-time starters in 2017.

Akron (9/2): Made collegiate debut...Appeared on both special teams and offense. **Pittsburgh (9/9):** Appeared on special teams. **Georgia State (9/16):** Made his first career start at left guard...Guided the offense to 526 yards of total offense, including Trace McSorley's sixth-career 300-yard passing game (309 yards) and his school-record fourth game with four-or-more touchdown passes...Helped Penn State score eight offensive touchdowns, coming from eight different Penn Staters...Saw Penn State eclipse the 30-point mark for the 10th-straight game, the third-longest active streak in the FBS and just the fifth streak of 10-or-more games in Big Ten history. **at Iowa (9/23):** Helped Penn State to a season-high 579 yards of total offense on a school-record 99 offensive plays...Paved the way for Saquon Barkley's career-high 211 rushing yards and 94 receiving yards, which helped Barkley to a school-record 358 all-purpose yards...Blocked for Trace McSorley's 284-yard passing effort.



ALEX GELLERSTEDT 51
Offensive Line | 6-6 | 303
Sophomore/Freshman
Dublin, Ohio/Dublin Coffman
Major: Division of Undergraduate Studies

» 2017
Season: Appeared in four games...Made collegiate debut vs. Akron (9/2) on special teams...One of 23 student-athletes to make their collegiate debut in 2017...One of 17 freshmen (14 redshirt, 3 true) to appear in 2017.

Akron (9/2): Made collegiate debut...Appeared on both special teams and offense. **Pittsburgh (9/9):** Appeared on special teams. **Georgia State (9/16):** Appeared on special teams and offense. **at Iowa (9/23):** Saw time on special teams.



MIKE GESICKI 88
Tight End/H-Back | 6-6 | 257
Senior/Senior
Manahawkin, N.J./Southern Regional
Major: Advertising & Public Relations

» CAREER NOTES & RECORDS
Career: Set the Penn State career receptions record for tight ends with his final catch vs. Pittsburgh, eclipsing Andrew Quarless' 87 grabs from 2006-09...Is No. 15 on the career receptions charts with 95 grabs, trailing Tony Johnson's 107 catches (2000-03) for No. 14...Sits No. 22 on Penn State's career receiving yards chart with 1,058 yards...Became the 25th Penn State pass catcher to eclipse 1,000 receiving yards vs. Pittsburgh (9/9/17)...Owns 10 career touchdown receptions, which is one shy of Jesse James' (11; 2012-14) school record for a tight end.
Season: Owns the single-season record for receptions by a tight end with 48, passing Andrew Quarless (41; 2009), and yardage by a tight end at 679, besting Mickey Shuler's single-season record of 600 receiving yards (1977)...Tied the Penn State season record for touchdown catches for a tight end (5) in 2016.

» 2017
Awards: Earned *Pro Football Focus* Big Ten Team of the Week honors on Sept. 12 after catching two touchdown passes vs. Pittsburgh...Named to the Mackey Award preseason watch list...Selected a preseason first-team All-America by the *Associated Press*, *Sporting News*, *USA Today* and *Street & Smith*...Earned second-team All-America from *Sports Illustrated*, *Athlon Sports* and *Lindy's*.

Season: Made four starts...Caught a touchdown pass in five-straight games from Nov. 26, 2016-Sept. 9, 2017, including multiple touchdown grabs in the first two games of 2017...Has at least one reception in 18-straight games.

Rankings: Ranks tied No. 11 nationally and No. 1 in the Big Ten in receiving touchdowns (4)...Is tied for No. 60 in the FBS and No. 4 in the Big Ten in total touchdowns (4).

Akron (9/2): Had career highs with six catches and two touchdown grabs...Totalled 58 yards...Made scoring grabs of 13 and 35 yards. **Pittsburgh (9/9):** Had two touchdown grabs and tied for team high with four catches...Totalled 39 yards receiving...Made his first career tackle on an interception that ended the first half. **Georgia State (9/16):** Caught two passes for 26 yards, including a 20-yard catch-and-run to get Penn State out of the shadow of its own goal line after GSU downed a punt at the PSU 1-yard line. **at Iowa (9/23):** Had five receptions for 25 yards...Two of his receptions went for first downs and another came on Penn State's game-winning touchdown drive.

» 2017 GAME-BY-GAME
Receiving (Receptions-Yards-TD)
AKRON 6-58-2; PITTSBURGH 4-39-2; GEORGIA STATE 2-26-0; at Iowa 5-25-0.

» GESICKI'S CAREER OFFENSIVE STATISTICS & GAME HIGHS

	Att.-Yds.	Avg.	TD	LG	Rec.-Yds.	Avg.	TD	LG
2014	-	-	-	-	11-114	10.4	-	30
2015	-	-	-	-	13-125	9.6	1	33
2016	-	-	-	-	48-679	14.1	5	53
2017	-	-	-	-	17-148	8.7	4	35
CAREER	-	-	-	-	95-1,066	11.2	10	53

Receptions 6; Akron, 9/2/17
Receiving Yards 88; at Indiana, 11/12/16
Receiving Touchdowns 2; Twice: Last Pittsburgh, 9/9/17
Longest Reception 53 yards; Minnesota, 10/1/16

NOTE: Has one career tackle (Pittsburgh, 2017).



BLAKE GILLIKIN 93
Punter | 6-2 | 196
Sophomore/Sophomore
Smyrna, Ga./The Westminster Schools
Major: Kinesiology (Schreyer Honors College)

» CAREER NOTES & RECORDS
Career: Ranks No. 3 on Penn State's career punting average charts (42.9 ypp)...Has 13 career punts downed inside the opponent's 10-yard line (seven in 2016, six in 2017).

Season: Broke the Penn State freshman season punting average record with 42.8 yards per punt, surpassing the record set by Jeremy Kapinos in 2003 (41.9)...Ranks No. 7 on Penn State's single-season punting average chart.

Game: Set the Penn State freshman record for punting average in a game with five kicks for an average of 50.8 yards in the Rose Bowl against USC (1/2/17).

» 2017
Awards: Named to the Ray Guy Award preseason watch list.

Season: Started four games at punter.
Rankings: Sits No. 35 in the FBS and No. 5 in the B1G in punting average (43.6).

Akron (9/2): Punted twice in the fourth quarter for an average of 50.0 yards per punt. **Pittsburgh (9/9):** Hit six punts for an average of 43.2 yards...Pinned Pittsburgh inside its own 20-yard line on four occasions, a career high...A career-high three of his punts finished inside the Panthers' 10-yard line...Had two punts fair caught. **Georgia State (9/16):** Booted three punts, two of which were downed inside the GSU 20-yard line... Averaged 45.3 yards per punt...Placed one punt at the Panthers' 10-yard line for his third punt of the season inside the opposing team's 10-yard line...Had a long punt of 52 yards...Named Co-Special Teams Player of the Week by the coaching staff, along with Tyler Davis. **at Iowa (9/23):** Hit four punts for an average of 39.8 yards...Placed a career-high-tying three punts inside the Iowa 10-yard line...Garnered the coaching staff's Special Teams Player of the Week award.

» GILLIKIN'S CAREER PUNTING STATISTICS & GAME HIGHS

	Punts	Yards	Avg.	I-20	FC	50+	LG	BLK
2016	61	2,611	42.8	21	18	10	69	1
2017	15	654	43.6	9	5	3	56	-
CAREER	76	3,265	42.9	30	23	13	69	1

Punt Attempts 7; Ohio State, 10/22/16
Punt Yards 282; Kent State, 9/3/16
Punt Average 50.8; vs. USC, 1/2/17
Longest Punt 69; at Pittsburgh, 9/10/16
Punts Inside the 20 4; Pittsburgh, 9/9/17
Punts Inside the 10 3; Twice: Last at Iowa, 9/23/17



KEVIN GIVENS 30
 Defensive Tackle | 6-1 | 281
 Junior/Sophomore
 Altoona, Pa./Altoona Area
 Major: Criminology

» 2017
Season: Appeared in four games.
Rankings: Tied for No. 14 nationally and No. 4 in the Big Ten in fumble recoveries (1).

Akron (9/2): Made one tackle. **Pittsburgh (9/9):** Combined with Shaka Toney on a tackle for loss in the fourth quarter for his lone stop of the game. **Georgia State (9/16):** Made one tackle...Recovered his third career fumble in the third quarter...Helped Penn State force five turnovers (three interceptions, two fumble recoveries), the first time since forcing five turnovers last season at Indiana (five fumble recoveries).


» 2017 GAME-BY-GAME

Tackles (Solo-Assisted-Total)
 AKRON 0-1-1; PITTSBURGH 0-1-1; GEORGIA STATE 1-0-1; at Iowa 0-0-0.

» GIVENS' CAREER STATISTICS & GAME HIGHS

	UA-A	TK	FF	FR	I	PBU	SACK	TFL
2016	12-14	26	-	2	-	1	4.5-28	7.0-33
2017	1-2	3	-	1	-	-	-	0.5-1
CAREER	13-17	10	-	3	-	1	4.5-28	7.5-34

Tackles 3; Four Times: Last Iowa, 11/5/16
Sacks 1.0; Three Times: Last Michigan State, 11/26/16
Tackles for Loss 1.0; Five Times: Last Michigan State, 11/26/16
Fumble Recoveries 1; Three Times: Last Georgia State, 9/16/17
Pass Breakup 1; at Indiana, 11/12/16




STEVEN GONZALEZ 74
 Offensive Line | 6-4 | 339
 Junior/Sophomore
 Union City, N.J./Union City
 Major: History

» 2017
Awards: Earned a spot on the *Pro Football Focus* Big Ten Team of the Week on Sept. 26 following his efforts vs. Iowa.

Season: Started four games.

Akron (9/2): Helped pave the way for 569 total yards...Cleared the way for Saquon Barkley's 174 rushing yards for his 11th career 100-yard rushing game... Protected Trace McSorley to the tune of 280 passing yards and two scoring throws...Didn't allow a sack or quarterback hurry...Part of the offensive line unit that was named the coaching staff's Offensive Player of the Week. **Pittsburgh (9/9):** Part of an offensive line that allowed just one sack...Blocked for 148 total rushing yards - including 88 from Saquon Barkley - and protected Trace McSorley to the tune of three touchdowns and 164 yards passing...Enabled the team to eclipse the 30-point mark for the ninth-straight game. **Georgia State (9/16):** Guided the offense to 526 yards of total offense, including Trace McSorley's sixth-career 300-yard passing game (309 yards) and his school-record fourth game with four-or-more touchdown passes...Helped Penn State score eight offensive touchdowns, coming from eight different Penn Staters... Saw Penn State eclipse the 30-point mark for the 10th-straight game, the third-longest active streak in the FBS and just the fifth streak of 10-or-more games in Big Ten history. **at Iowa (9/23):** Helped Penn State to a season-high 579 yards of total offense on a school-record 99 offensive plays...Paved the way for Saquon Barkley's career-high 211 rushing yards and 94 receiving yards, which helped Barkley to a school-record 358 all-purpose yards...Blocked for Trace McSorley's 284-yard passing effort.



YETUR GROSS-MATOS 99
 Defensive End | 6-5 | 242
 Freshman/Freshman
 Spotsylvania, Va./Chancellor
 Major: Division of Undergraduate Studies

» 2017
Season: Appeared in four games...Made collegiate debut vs. Akron (9/2)...One of 23 student-athletes to make their collegiate debut in 2017... One of 17 freshmen (14 redshirt, 3 true) to appear in 2017.

Rankings: Tied for No. 14 nationally and No. 4 in the Big Ten in fumble recoveries (1).

Akron (9/2): Made collegiate debut...Logged two stops...Added one quarterback hurry in the fourth quarter...One of 10 Penn Staters to register their first career tackles in the game. **Pittsburgh (9/9):** Had a solo stop in the fourth quarter. **Georgia State (9/16):** Made back-to-back big plays early in the fourth quarter...Combined with Antonio Shelton on a tackle for loss, before recovering a fumble that was forced by Daniel Joseph on third down...It was his first career fumble recovery and capped a five-turnover game for the Penn State defense...Helped Penn State force five turnovers (three interceptions, two fumble recoveries), the first time since forcing five turnovers last season at Indiana (five fumble recoveries).


» 2017 GAME-BY-GAME

Tackles (Solo-Assisted-Total)
 AKRON 1-1-2; PITTSBURGH 1-0-1; GEORGIA STATE 0-1-1; at Iowa 0-0-0.

» GROSS-MATOS' CAREER STATISTICS & GAME HIGHS

	UA-A	TK	FR	FF	I	PBU	SACK	TFL
2017	2-2	4	1	-	-	-	-	0.5-1
CAREER	2-2	4	1	-	-	-	-	0.5-1

Tackles 2; Akron, 9/2/17
Tackles for Loss 0.5; Georgia State, 9/16/17
Fumble Recoveries 1; Georgia State, 9/16/17



GRANT HALEY 15
 Cornerback | 5-9 | 185
 Senior/Senior
 Atlanta, Ga./The Lovett School
 Major: Advertising & Public Relations

» CAREER NOTES & RECORDS
Career: Became the first player in school history to return a blocked field goal for a touchdown vs. Ohio State (10/22), taking it back 60 yards following a Marcus Allen block.

Season: Broke the Penn State season record with 32 kickoff returns in 2014 (Chaz Powell, 27; 2011), a mark since topped by Miles Sanders (33; 2016)...His 659 kickoff return yards in 2014 rank third on the school season list behind Powell (733 yards; 2011) and Sanders (688; 2016).

» 2017
Awards: Earned *Pro Football Focus* Big Ten Team of the Week honors on Sept. 12 after grabbing his first interception of the season vs. Pittsburgh.

Season: Started four games...Selected team captain prior to the season... Recovered his first career fumble at Iowa (9/23).

Rankings: Tied for No. 14 nationally and No. 4 in the Big Ten in fumble recoveries (1)...Is tied for No. 24 nationally and No. 3 in the Big Ten in interceptions per game (0.5).

Akron (9/2): Made one tackle...One of eight players to be a part of three-straight seasons with a shutout (Illinois, 2015; at Rutgers, 2016; Akron, 2017), marking the longest such streak since a three-year span from 1989-91...Part of a defense that logged a season-opening shutout for the first time since 2007 (FIU, 59-0). **Pittsburgh (9/9):** Made plays all over the field, with four tackles and one tackle for loss - a first-quarter sack of Panther quarterback Max Browne for his first career quarterback takedown...Added one pass breakup...Intercepted his fourth career pass in the first quarter and returned it a career-long 42 yards to set up Penn State's opening touchdown...Part of a defense that piled up five sacks, its most since logging six last season vs. No. 2 Ohio State...Selected as the coaching staff's Co-Defensive Player of the Week with Marcus

Allen. **Georgia State (9/16):** Logged two stops...Corralled his second interception of the season in the second quarter...A part of a unit that posted its second shutout of the season, marking the first time since 2009 a Nittany Lion defense posted two shutouts in a single season...Helped Penn State force five turnovers (three interceptions, two fumble recoveries), the first time since forcing five turnovers last season at Indiana (five fumble recoveries)...Part of a secondary that nabbed three interceptions in a game for the first time since doing so at Maryland in 2015. **at Iowa (9/23):** Had one tackle and recovered his first career fumble...Covered up Marcus Allen's forced fumble in the third quarter, which led to a Saquon Barkley 8-yard touchdown run...Had an interception overturned by replay in the second half.

» 2017 GAME-BY-GAME

Tackles (Solo-Assisted-Total)
 AKRON 1-0-1; PITTSBURGH 3-1-4; GEORGIA STATE 1-1-2; at Iowa 1-0-1.

» HALEY'S CAREER STATISTICS & GAME HIGHS

	UA-A	TK	FF	FR	I	PBU	SACK	TFL
2014	12-6	18	-	-	1	2	-	-
2015	27-15	42	1	-	2	7	-	2.0-10
2016	23-16	39	-	-	-	4	-	1.5-4
2017	6-2	8	-	1	2	1	1.0-9	1.0-9
CAREER	68-39	107	1	1	5	14	1.0-9	4.5-23

Tackles 7; Three Times: Last vs. USC, 1/2/17
Tackles for Loss 1.0; Three Times: Last Pittsburgh, 9/9/17
Sacks 1.0; at Northwestern, 11/7/15
Forced Fumbles 1; at Northwestern, 11/7/15
Fumble Recoveries 1; at Iowa, 9/23/17
Interceptions 1; Five Times: Last Georgia State, 9/16/17
Long Interception Return 42 yards; Pittsburgh, 9/9/17
Pass Breakups 2; Three Times: Last vs. USC, 1/2/17

NOTE: Has two career touchdowns - returned a blocked kick 60 yards for a touchdown vs. Ohio State in 2016 and returned an interception 30 yards for a score against Temple in 2014.



DAESEAN HAMILTON 5
 Wide Receiver | 6-1 | 204
 Graduate/Senior
 Fredericksburg, Va./Mountain View
 Major: Telecommunications (2nd degree)

» CAREER NOTES & RECORDS

Career: Caught at least one pass in 34-straight games to begin his career, a streak that was snapped vs. Iowa (11/5/16)...Has at least one catch in 42 of 44 career games...Ranks No. 3 on Penn State's all-time receptions list with 172 catches, trailing only Allen Robinson (177; 2011-13) and Deon Butler (179; 2005-08) on the career charts...Ranks No. 6 on Penn State's all-time receiving yardage list (2,194)...Is the ninth player in Penn State history to eclipse the 2,000-yard receiving mark...Has 16 career games with five-plus receptions (nine in 2014, five in 2015, two in 2016)...Is one of just 14 Nittany Lions with 100-plus career receptions, joining former teammate Chris Godwin (154; 2014-16) and current assistant coach Terry Smith (108; 1989-91)...Hamilton and Godwin were just the second set of teammates with 100-plus career receptions, joining Derrick Williams, Jordan Norwood and Deon Butler (2005-08).

Season: His 82 catches in 2014 rank second on Penn State's single-season charts, trailing only Allen Robinson (97 in 2013)...Broke the Penn State freshman season records for receptions and receiving yards in 2014...In just the sixth game of the season, broke the Penn State freshman record for receptions in a season with his second of seven catches at Michigan, passing Deon Butler's mark of 37 from the 2005 season...Set the program freshman record for receiving yards in a season against Maryland, passing Butler's mark of 691 yards in 2005...One of just six Penn State freshmen to record a 100-yard receiving game and his four 100-yard efforts are the most by a Penn State freshman, surpassing Butler's two from 2005.

Game: Broke the Penn State freshman records for receptions (14) and receiving yards (165) in a game in 2014...Broke the Penn State game reception record with 14 catches against No. 13 Ohio State.

» 2017

Season: Started four games...Selected team captain prior to the season.

Rankings: Ranks No. 43 in the FBS and No. 4 in the Big Ten in yards per reception (19.0).

Akron (9/2): Made three catches for 74 yards...Made catches of 19, 26 and 29 yards in the game. **Pittsburgh (9/9):** Made three receptions and tied for the team high with 45 yards. **Georgia State (9/16):** Made three catches for 44 yards and one touchdown...Made a first-down reception on Penn State first scoring drive...Hauled in a 27-yard touchdown catch from Trace McSorley in the second quarter for his 10th career touchdown grab. **at Iowa (9/23):** Made two catches for 46 yards, with both catches netting 23 yards...Both catches went for first downs.

» 2017 GAME-BY-GAME

Receiving (Receptions-Yards-TD)

AKRON 3-74-0; PITTSBURGH 3-45-0; GEORGIA STATE 3-44-1; at Iowa 2-46-0.

» HAMILTON'S CAREER OFFENSIVE STATISTICS & GAME HIGHS

	Att.-Yds.	Avg.	TD	LG	Rec.-Yds.	Avg.	TD	LG
2014	8-32	4.0	-	11	82-899	11.0	2	51
2015	-	-	-	-	45-580	12.9	6	48
2016	1-(-12)	(-12.0)	-	-	34-506	14.9	1	54
2017	-	-	-	-	11-209	19.0	1	29
CAREER	9-20	2.2	-	11	175-2,194	12.5	10	54

Receptions 14; Ohio State, 10/25/14
Receiving Yards 165; vs. UCF, 8/30/14
Receiving Touchdowns 1; 10 Times: Last Georgia State, 9/16/17
Longest Reception 54 yards; at Indiana, 11/12/16

Rushing Attempts 3; at Illinois, 11/22/14
Rushing Yards 14; at Illinois, 11/22/14
Longest Rush 11 yards; at Illinois, 11/22/14

All-Purpose Yards 165; vs. UCF, 8/30/14

NOTE: Has two career tackles.

CODY HODGENS 86

Wide Receiver | 5-7 | 173
 Graduate/Senior
 Wesley Chapel, Fla./Robinson
 Major: Educational Leadership (master's)

» 2017

Season: Appeared in one game.

Georgia State (9/16): Appeared in the fourth quarter on offense.

JONATHAN HOLLAND 18

Tight End/H-Back | 6-4 | 240
 Junior/Sophomore
 Brandywine, Md./The Bullis School
 Major: Labor & Employment Relations

» 2017

Season: Appeared in four games.

Akron (9/2): Saw time on offense and special teams. **Pittsburgh (9/9):** Appeared on offense and special teams. **Georgia State (9/16):** Made his first career reception, an 8-yard grab from Billy Fessler, for Fessler's first career completion...Also saw time on special teams. **at Iowa (9/23):** Made one catch for one yard.

» 2017 GAME-BY-GAME

Receiving (Receptions-Yards-TD)

AKRON 0-0-0; PITTSBURGH 0-0-0; GEORGIA STATE 1-8-0; at Iowa 1-1-0.

» HOLLAND'S CAREER OFFENSIVE STATISTICS & GAME HIGHS

	Att.-Yds.	Avg.	TD	LG	Rec.-Yds.	Avg.	TD	LG
2017	-	-	-	-	2-9	4.5	-	8
CAREER	-	-	-	-	2-9	4.5	-	8

Receptions 1; Twice: Last at Iowa, 9/23/17

Receiving Yards 8; Georgia State, 9/16/17

Longest Reception 8 yards; Georgia State, 9/16/17

IMMANUEL IYKE 96

Defensive Tackle | 6-2 | 298
 Junior/Sophomore
 Hackettstown, N.J./Parsippany Hills
 Major: Telecommunications

» 2017

Season: Appeared in two games.

Akron (9/2): Made his first career tackle in the fourth quarter...One of 10 Penn Staters to register their first career tackles in the game. **Georgia State (9/16):** Registered his first career tackle for loss in the fourth quarter with a 7-yard tackle behind the line of scrimmage.

» 2017 GAME-BY-GAME

Tackles (Solo-Assisted-Total)

AKRON 0-1-1; PITTSBURGH DNP; GEORGIA STATE 1-0-1; at Iowa DNP.

» IYKE'S CAREER STATISTICS & GAME HIGHS

	UA-A	TK	FF	FR	I	PBU	SACK	TFL
2016	-	-	-	-	-	-	-	-
2017	1-1	2	-	-	-	-	-	1.0-7
CAREER	1-1	2	-	-	-	-	-	1.0-7

Tackles 1; Twice: Last Georgia State, 9/16/17

Tackles for Loss 1; Georgia State, 9/16/17

STERLING JENKINS 76

Offensive Line | 6-8 | 336
 Junior/Sophomore
 Pittsburgh, Pa./Baldwin
 Major: English

» 2017

Season: Appeared in one game.

Georgia State (9/2): Appeared on offense in the fourth quarter.

JAN JOHNSON 36

Linebacker | 6-2 | 226
 Junior/Sophomore
 Mohnton, Pa./Governor Mifflin
 Major: Psychology

» 2017

Season: Appeared in two games.

Akron (9/2): Tied a career high with two tackles - both solo. **Georgia State (9/16):** Made one stop.

» 2017 GAME-BY-GAME

Tackles (Solo-Assisted-Total)

AKRON 2-0-2; PITTSBURGH DNP; GEORGIA STATE 1-0-1; at Iowa DNP.

» JOHNSON'S CAREER STATISTICS & GAME HIGHS

	UA-A	TK	FF	FR	I	PBU	SACK	TFL
2016	1-1	2	-	-	-	-	-	-
2017	3-0	3	-	-	-	-	-	-
CAREER	4-1	5	-	-	-	-	-	-

Tackles 2; Twice: Last Akron, 9/2/17

JUWON JOHNSON 84

Wide Receiver | 6-4 | 227
 Junior/Sophomore
 Glassboro, N.J./Glassboro
 Major: Telecommunications

» 2017

Awards: Earned a spot on the Pro Football Focus Big Ten Team of the Week following his game-winning touchdown catch at Iowa.

Season: Started four games...Made his first career touchdown catch as time expired at Iowa (9/23) to give Penn State a come-from-behind victory.

Akron (9/2): Made four receptions for a game-high 84 yards...Both totals were career highs and surpassed his career totals coming into the season. **Pittsburgh (9/9):** Made one catch for four yards. **Georgia State (9/16):** Caught two passes for 17 yards. **at Iowa (9/23):** Posted career highs in receptions (7) and receiving yardage (92)...Made his first career touchdown reception as time expired to give Penn State a walk-off win in regulation for the first time since 1929 vs. Lafayette...Also appeared on special teams.

» 2017 GAME-BY-GAME

Receiving (Receptions-Yards-TD)

AKRON 4-84-0; PITTSBURGH 1-4-0; GEORGIA STATE 2-17-0; at Iowa 7-92-1.

» JOHNSON'S CAREER OFFENSIVE STATISTICS & GAME HIGHS

	Att.-Yds.	Avg.	TD	LG	Rec.-Yds.	Avg.	TD	LG
2016	-	-	-	-	2-70	35.0	-	43
2017	-	-	-	-	14-197	14.1	1	33
CAREER	-	-	-	-	16-267	16.7	1	43

Receptions 7; at Iowa, 9/23/17

Receiving Yards 92; at Iowa, 9/22/17

Receiving Touchdowns 1; at Iowa, 9/23/17

Longest Reception 43 yards; Michigan State, 11/26/16

Tackles 2; Twice: Last vs. USC, 1/2/17

Blocked Punt 1; at Rutgers, 11/19/16

NOTE: Has nine career special teams tackles.

ELLISON JORDAN 42

Defensive Tackle | 6-0 | 292
 Sophomore/Freshman
 Upper Marlboro, Md./Gilman School
 Major: Division of Undergraduate Studies

» 2017

Season: Appeared in two games...Made collegiate debut vs. Akron (9/2)...One of 23 student-athletes to make their collegiate debut in 2017...One of 17 freshmen (14 redshirt, 3 true) to appear in 2017.

Akron (9/2): Made collegiate debut...Logged first career tackle in the fourth quarter...One of 10 Penn Staters to register their first career tackles in the game. **Georgia State (9/16):** Made three tackles...Added his first career pass breakup in the second quarter.

» 2017 GAME-BY-GAME

Tackles (Solo-Assisted-Total)


AKRON 0-1-1; PITTSBURGH DNP; GEORGIA STATE 1-2-3; at Iowa DNP.

» JORDAN'S CAREER STATISTICS & GAME HIGHS

	UA-A	TK	FF	FR	I	PBU	SACK	TFL
2017	1-3	4	-	-	-	1	-	-
CAREER	1-3	4	-	-	-	1	-	-

Tackles 2; Georgia State, 9/16/17

Pass Breakups 1; Georgia State, 9/16/17



DANIEL JOSEPH 49
 Defensive End | 6-3 | 250
 Sophomore/Freshman
 Brampton, Ontario/Lake Forest Academy (Ill.)
 Major: Division of Undergraduate Study

» 2017
Season: Appeared in two games...Made collegiate debut vs. Akron (9/2)...One of 23 student-athletes to make their collegiate debut in 2017...One of 17 freshmen (14 redshirt, 3 true) to appear in 2017.

Akron (9/2): Made collegiate debut. **Georgia State (9/16):** Totaled three tackles, including 2.0 tackles for loss and 1.0 sacks...Forced his first career fumble while sacking Panther quarterback Aaron Winchester in the fourth quarter to cap a five-turnover night for the Penn State defense...Collected his first career tackle for loss in the second quarter.

» 2017 GAME-BY-GAME
Tackles (Solo-Assisted-Total)
 AKRON 0-0-0; PITTSBURGH DNP; GEORGIA STATE 2-1-3; at Iowa DNP.

» JOSEPH'S CAREER STATISTICS & GAME HIGHS

	UA-A	TK	FF	FR	I	PBU	SACK	TFL
2017	2-1	3	1	-	-	-	1.0-6	2.0-7
CAREER	2-1	3	1	-	-	-	10-6	2.0-7

Tackles3; Georgia State, 9/16/17
Tackles for Loss2.0; Georgia State, 9/16/17
Sacks1.0; Georgia State, 9/16/17
Forced Fumbles1; Georgia State, 9/16/17



ISAAC LUTZ 85
 Wide Receiver | 5-11 | 181
 Sophomore/Freshman
 Reading, Pa./Berks Catholic
 Major: Division of Undergraduate Studies

» 2017
Season: Appeared in one game...Made his collegiate debut vs. Georgia State (9/16)...One of 23 student-athletes to make their collegiate debut in 2017...One of 17 freshmen (14 redshirt, 3 true) to appear in 2017.

Georgia State (9/16): Made his collegiate debut in the fourth quarter on offense.



BRENDAN MAHON 70
 Offensive Line | 6-4 | 312
 Senior/Senior
 Randolph, N.J./Randolph
 Major: Landscape Contracting

» 2017
Season: Started three games.
Awards: Earned *Pro Football Focus* Big Ten Team of the Week honors on Sept. 5 after helping the offense pile up 569 yards of total offense vs. Akron.

Akron (9/2): Helped pave the way for 569 total yards...Cleared the way for Saquon Barkley's 174 rushing yards for his 11th career 100-yard rushing game...Protected Trace McSorley to the tune of 280 passing yards and two scoring throws...Didn't allow a sack or quarterback hurry...Part of the offensive line unit that was named the coaching staff's Offensive Player of the Week. **Pittsburgh (9/9):** Part of an offensive line that allowed just one sack...Blocked for 148 total rushing yards - including 88 from Saquon Barkley - and protected Trace McSorley to the tune of three touchdowns and 164 yards passing...Enabled the team to eclipse the 30-point mark for the ninth-straight game. **at Iowa (9/23):** Helped Penn State to a season-high 579 yards of total offense on a school-record 99 offensive plays...Paved the way for Saquon Barkley's career-high 211 rushing yards and 94 receiving yards, which helped Barkley to a school-record 358 all-purpose yards...Blocked for Trace McSorley's 284-yard passing effort.



CONNOR MCGOVERN 66
 Offensive Line | 6-5 | 307
 Sophomore/Sophomore
 Larksville, Pa./Lake-Lehman
 Major: Agribusiness Management

» 2017
Season: Started four games at center.

Akron (9/2): Helped pave the way for 569 total yards...Cleared the way for Saquon Barkley's 174 rushing yards for his 11th career 100-yard rushing game...Protected Trace McSorley to the tune of 280 passing yards and two scoring throws...Didn't allow a sack or quarterback hurry...Part of the offensive line unit that was named the coaching staff's Offensive Player of the Week. **Pittsburgh (9/9):** Part of an offensive line that allowed just one sack...Blocked for 148 total rushing yards - including 88 from Saquon Barkley - and protected Trace McSorley to the tune of three touchdowns and 164 yards passing...Enabled the team to eclipse the 30-point mark for the ninth-straight game. **Georgia State (9/16):** Guided the offense to 526 yards of total offense, including Trace McSorley's sixth-career 300-yard passing game (309 yards) and his school-record fourth game with four-or-more touchdown passes...Helped Penn State score eight offensive touchdowns, coming from eight different Penn Staters...Saw Penn State eclipse the 30-point mark for the 10th-straight game, the third-longest active streak in the FBS and just the fifth streak of 10-or-more games in Big Ten history. **at Iowa (9/23):** Helped Penn State to a season-high 579 yards of total offense on a school-record 99 offensive plays...Paved the way for Saquon Barkley's career-high 211 rushing yards and 94 receiving yards, which helped Barkley to a school-record 358 all-purpose yards...Blocked for Trace McSorley's 284-yard passing effort.



JOSH MCPHEARSON 39
 Running Back | 5-10 | 197
 Senior/Senior
 Columbia, Md./Annapolis Area Christian
 Major: Telecommunications

» 2017
Season: Appeared in four games.
Akron (9/2): Made a career-high two tackles, both coming on special teams. **Pittsburgh (9/9):** Appeared on special teams. **Georgia State (9/16):** Appeared on special teams. **at Iowa (9/23):** Made one tackle on kick off coverage in the third quarter.

» 2017 GAME-BY-GAME
Tackles (Solo-Assisted-Total)
 AKRON 1-1-2; PITTSBURGH 0-0-0; GEORGIA STATE 0-0-0; at Iowa 1-0-1.

» J. MCPHEARSON'S CAREER STATISTICS & GAME HIGHS

	UA-A	TK	FF	FR	I	PBU	SACK	TFL
2016	0-1	1	-	-	-	-	-	-
2017	2-1	3	-	-	-	-	-	-
CAREER	2-2	4	-	-	-	-	-	-

Tackles2; Akron, 9/2/17



ZECH MCPHEARSON 14
 Cornerback | 5-11 | 181
 Sophomore/Freshman
 Columbia, Md./Riverdale Baptist School
 Major: Division of Undergraduate Studies

» 2017
Season: Appeared in two games...Made collegiate debut vs. Akron (9/2)...One of 23 student-athletes to make their collegiate debut in 2017...One of 17 freshmen (14 redshirt, 3 true) to appear in 2017.

Akron (9/2): Made collegiate debut...Logged his first career tackle in the fourth quarter...One of 10 Penn Staters to register their first career tackles in the game. **Georgia State (9/16):** Totaled two stops - both solo...Saw time on defense and special teams.

» 2017 GAME-BY-GAME

Tackles (Solo-Assisted-Total)
 AKRON 1-0-1; PITTSBURGH DNP; GEORGIA STATE 2-0-2; at Iowa DNP.

» Z. MCPHEARSON'S CAREER STATISTICS & GAME HIGHS

	UA-A	TK	FF	FR	I	PBU	SACK	TFL
2017	3-0	3	-	-	-	-	-	-
CAREER	3-0	3	-	-	-	-	-	-

Tackles2; Georgia State, 9/16/17



TRACE MCSORLEY 9
 Quarterback | 6-0 | 202
 Senior/Junior
 Ashburn, Va./Briar Woods
 Major: Accounting

» CAREER NOTES & RECORDS

Career: Is the only Penn State quarterback with multiple 80-yard completions in a career...Ranks No. 9 on Penn State's all-time passing yardage list (4,836), trailing Anthony Morelli (5,275; 2004-07) for the No. 8 spot...Is No. 6 all-time on Penn State's total offense list (5,442)...Became the 10th player in school history to top the 5,000-yard mark in total offense...Registered his school-record fourth career game with four-or-more touchdown passes vs. Georgia State on Sept. 16, 2017, breaking a tie with Todd Blackledge and Christian Hackenberg, who each had three such games in their career...One of five quarterbacks in Penn State history with multiple 300-yard passing games in a career, joining Christian Hackenberg (9), Matt McGloin (6), Kerry Collins (4) and Daryll Clark (3)...His six 300-yard passing games are tied for No. 2 on the Penn State career charts with McGloin (2009-12)...Owns 14 200-yard passing games to rank tied for No. 5 on the career ledger with Daryll Clark (2006-09)...Has thrown at least one touchdown pass in 19-straight games, dating back to the 2016 TaxSlayer Bowl, extending his Penn State record, which was previously held by Kerry Collins at 14-straight games from 1993-94...Owns nine career games with both a rushing and passing touchdown (eight in 2016, two in 2017)...With 41 touchdown passes, sits tied for No. 5 on Penn State's all-time ledger with Todd Blackledge, Tony Sacca and Zack Mills...Became the first Penn State quarterback with three consecutive games scoring both a rushing touchdown and passing touchdown since Matt McGloin in 2012 (vs. Temple, at Illinois, vs. Northwestern)...With 396 passing yards in two bowl games, McSorley ranks No. 6 on the Penn State bowl career charts...The six career touchdown passes in bowl games rank No. 2 on the Penn State career bowl list, trailing only Tony Sacca's seven career scoring passes in three bowl games.

Season: Owns Penn State's single-season passing yards (3,614), passing touchdowns (29) and total offense records (3,979)...Ranked No. 6 on the completions charts (224) and No. 5 on the Penn State single-season pass attempts (387) list...Is No. 2 in Penn State single-season pass efficiency rating at 156.9 (Kerry Collins, 172.86; 1994)...His 9.34 yards per pass attempt are No. 3 in a single-season at Penn State...Owns the Penn State record for 300-yard passing games in a single-season record with five in 2016...Tied the Penn State record for 200-yard passing games in a season with 11 in 2016 to equal the mark set by Matt McGloin in 2012...Became just the fourth Penn State quarterback to lead his team to 10 wins (11-3) in his first year as the starting quarterback, joining Daryll Clark in 2008 (11-2), Tom Shuman in 1973 (12-0) and Chuck Burkhart in 1968 (11-0)...Broke the sophomore season passing record previously held by Christian Hackenberg (2,977; 2014) with 3,614 passing yards.

Game: Set the school record for passing yards in a first half with 258 yards vs. Georgia State (9/16/17)...Became just the third Penn State quarterback to register more than 400 yards of total offense in a game, logging 408 total offense yards (335 passing, 73 rushing) vs. Minnesota (10/1)...Set Big Ten Championship Game records for passing yards (384) and passing touchdowns (4).

» 2017

Awards: Selected to the preseason watch list for the Manning Award, Maxwell Award, Davey O'Brien Award, Johnny Unitas Golden Arm Award, Walter Camp Award and Huerffel Trophy...Among 10 players named to the Big Ten Preseason Honors list, as selected by the conference's media members, joining teammate Saquon Barkley.

Season: Started four games...Selected team captain prior to the season... Had a streak of five-straight games with multiple touchdown passes dating back to 2016 snapped at Iowa (9/23).

Rankings: Sits No. 12 nationally and No. 2 in the Big Ten in passing touchdowns (10)...Ranks No. 15 nationally and No. 2 the Big Ten in points responsible for per game (18.0)...Is No. 22 in the FBS and No. 2 in the Big Ten in total offense (308.8 ypg)...Ranks No. 26 nationally and No. 4 in the Big Ten in passing efficiency (158.2)...Sits No. 32 in the FBS and No. 4 in the Big Ten in yards per pass attempt (8.36)... Is No. 37 nationally and No. 2 in the Big Ten in passing yards per game (259.3)...Ranks No. 38 nationally and No. 3 in the Big Ten in completion percentage (66.1)... Is No. 38 in the FBS and No. 3 in the Big Ten in completions per game (20.5)...Ranks No. 55 in the FBS and No. 7 in the Big Ten in yards per pass completion (12.65).

Akron (9/2): Completed 18-of-25 passes for 280 yards and two touchdown passes...Posted his 12th career 200-yard passing game... Was not sacked in the game...Rushed 12 times for 48 yards and one score...Completed a long pass of 43 yards to Saquon Barkley. **Pittsburgh (9/9):** Threw for 164 yards and three touchdown passes...Completed 15-of-28 passes...Rushed eight times for 65 yards, including a career-long scamper of 36 yards. **Georgia State (9/16):** Completed 18-of-23 passes for 309 yards and four touchdown passes...Rushed for 24 yards on two carries, including an 8-yard touchdown run late in the first half... Threw touchdown passes to four different pass catchers, including one to fellow quarterback Tommy Stevens to open the scoring...Completed a career-long 85-yard touchdown pass to Saquon Barkley, which is the third-longest pass play in school history and the longest pass by a Penn Stater in Beaver Stadium history...Named the coaching staff's Offensive Player of the Week. **at Iowa (9/23):** Threw a touchdown pass to Juwan Johnson as time expired to cap a come-from-behind win, the first walk off win in regulation for Penn State since 1929 vs. Lafayette (per Lou Prato's Penn State Football Encyclopedia)...Accounted for 345 yards of total offense...Completed 31-of-48 passes for 284 yards and one touchdown... His 31 completions are the most since Christian Hackenberg had 34 vs. Boston College in the 2014 New Era PinStripe Bowl...Connected with eight different pass catchers on the night...The touchdown throw to Johnson marked his 19th-straight game with a scoring pass...Rushed 17 times for 61 yards.

» 2017 GAME-BY-GAME

Passing (Comp.-Att.-Yds.-TD-INT)

AKRON 18-25-280-2-1; PITTSBURGH 15-28-164-3-1; GEORGIA STATE 18-23-309-4-0; at Iowa 31-48-284-1-1.

» McSORLEY'S CAREER PASSING STATISTICS & GAME HIGHS

	C-A	Yds.	%	TD-INT	YPG	LG
2015	20-40	185	50.0	2-0	26.4	21
2016	224-387	3,614	57.9	29-8	258.1	80
2017	82-124	1,037	66.1	10-3	259.3	85
CAREER	326-551	4,836	59.2	41-11	193.4	85

Pass Completions 31; at Iowa, 9/23/17
Pass Attempts 48; at Iowa, 9/23/17
Passing Yards 384; vs. Wisconsin, 12/3/16
Passing Touchdowns 4; Three Times: Last Georgia State, 9/16/17
Long Pass 85 yards; Georgia State, 9/16/17

» 2017 GAME-BY-GAME


Rushing (Carries-Yards-TD)

AKRON 12-48-1; PITTSBURGH 8-65-0; GEORGIA STATE 3-24-1; at Iowa 17-61-0.

» McSORLEY'S CAREER OFFENSIVE STATISTICS & GAME HIGHS

	Att.-Yds.	Avg.	TD	LG	Rec.-Yds.	Avg.	TD	LG
2015	13-43	3.3	-	14	-	-	-	-
2016	146-365	2.5	7	26	-	-	-	-
2017	40-198	4.9	2	36	-	-	-	-
CAREER	199-606	3.1	9	36	-	-	-	-

Rush Attempts 19; Ohio State, 10/22/16
Rush Yards 81; Maryland, 10/8/16
Rushing Touchdowns 1; Nine Times: Last Georgia State, 9/16/17
Long Rush 36 yards; Pittsburgh, 9/9/17
Total Offense Yards 408; Minnesota, 10/1/16
All-Purpose Yards 81; Maryland, 10/8/16



MICHAL MENET 62

Offensive Line | 6-4 | 301
 Sophomore/Freshman
 Birdsboro, Pa./Exeter Township Senior
 Major: Division of Undergraduate Studies

» 2017

Season: Appeared in three games...Made collegiate debut vs. Akron (9/2)...One of 23 student-athletes to make their collegiate debut in 2017...One of 17 freshmen (14 redshirt, 3 true) to appear in 2017.

Akron (9/2): Made his collegiate debut...Appeared on special teams and offense. **Georgia State (9/16):** Appeared on special teams and offense. **at Iowa (9/23):** Saw time on special teams.



JARVIS MILLER 9

Linebacker | 6-2 | 222
 Junior/Sophomore
 Suffield, Conn./Windsor Locks/Suffield/East Granby
 Major: Criminology

» 2017

Season: Appeared in four games.

Akron (9/2): Logged a career-high five tackles, which also tied for a team high...The five tackles equaled his career total entering the game...Posted his first career tackle for loss on a fourth-quarter sack of Kato Nelson... Was a part of a defense that logged 14.0 tackles for loss, the most since recording 15.0 vs. Temple in 2015...Part of a defense that logged a season-opening shutout for the first time since 2007 (FIU, 59-0). **Georgia State (9/16):** Made two stops.

» 2017 GAME-BY-GAME

Tackles (Solo-Assisted-Total)

AKRON 3-2-5; PITTSBURGH 0-0-0; GEORGIA STATE 2-0-2; at Iowa 0-0-0.

» MILLER'S CAREER STATISTICS & GAME HIGHS

	UA-A	TK	FR	FF	I	PBU	SACK	TFL
2016	2-3	5	-	-	-	-	-	-
2017	5-2	7	-	-	-	-	1.0-1	1.0-1
CAREER	7-5	12	-	-	-	-	1.0-1	1.0-1

Tackles 5; Akron, 9/2/17
Sacks 1.0; Akron, 9/2/17
Tackles for Loss 1.0; Akron, 9/2/17



SHAREEF MILLER 48

Defensive End | 6-5 | 255
 Junior/Sophomore
 Philadelphia, Pa./George Washington
 Major: Rehabilitation & Human Services

» 2017

Season: Started four games... Joins Ryan Buchholz and Will Fries as first-time starters in 2017...Wore No. 19 at Iowa (9/23) to honor Torrence Brown, who missed the game due to a season-ending injury that occurred the week before vs. Georgia State (9/16).

Rankings: Ranks tied for No. 25 nationally and No. 3 in the Big Ten in tackles for loss per game (1.5).

Akron (9/2): Made one tackle, which was a combined tackle for loss with Curtis Cothran in the first quarter...Played two series in the game... Was a part of a defense that logged 14.0 tackles for loss, the most since recording 15.0 vs. Temple in 2015. **Pittsburgh (9/9):** Tied a career high with two sacks, with solo quarterback takedowns in the second and third quarters...Totalled three tackles, all which came behind the line of scrimmage to account for a career-high 2.5 tackles for loss...Added one quarterback hurry in the second quarter...Part of a defense that piled up five sacks, its most since logging six last season vs. No. 2 Ohio State. **Georgia State (9/16):** Logged three tackles...Made a third-quarter solo tackle for loss...A part of a unit that posted its second shutout of the season, marking the first time since 2009 a Nittany Lion defense posted two shutouts in a single season. **at Iowa (9/23):** Logged five tackles, including 2.0 tackles for loss...Added one quarterback hurry...Made both tackles on Iowa's drive that ended in a tackle for loss of on Akrum Wadley for a safety...The safety vs. the Hawkeyes was the second of the year for Penn State (Pittsburgh), marking the first time since 2004 the Nittany Lions had multiple safeties in a season...Made a solo stop behind the line on Wadley in the third quarter...Garnered the coaching staff's Defensive Player of the Week award.

» 2017 GAME-BY-GAME

Tackles (Solo-Assisted-Total)

AKRON 0-1-1; PITTSBURGH 2-1-3; GEORGIA STATE 3-0-3; at Iowa 5-0-5.

» MILLER'S CAREER STATISTICS & GAME HIGHS

	UA-A	TK	FF	FR	I	PBU	SACK	TFL
2016	13-9	22	1	-	-	-	2.0-18	5.5-27
2017	10-2	12	-	-	-	-	2.0-15	6.0-28
CAREER	23-11	34	1	-	-	-	2.0-33	11.5-55

Tackles 5; Twice: Last at Iowa, 9/23/17
Sacks 2.0; Twice: Last Pittsburgh, 9/9/17
Tackles for Loss 2.5; Pittsburgh, 9/9/17
Forced Fumbles 1; at Indiana, 11/12/16



RYAN MONK 91

Defensive Tackle | 6-1 | 282
 Junior/Sophomore
 Dallas, Pa./Dallas
 Major: Rehabilitation & Human Services

» 2017

Season: Appeared in two games.

Akron (9/2): Made his first career tackle in the fourth quarter...One of 10 Penn Staters to register their first career tackles in the game. **Georgia State (9/16):** Saw time on defense.

» 2017 GAME-BY-GAME

Tackles (Solo-Assisted-Total)

AKRON 0-1-1; PITTSBURGH DNP; GEORGIA STATE 0-0-0; Iowa DNP.

» MONK'S CAREER STATISTICS & GAME HIGHS

	UA-A	TK	FF	FR	I	PBU	SACK	TFL
2016	-	-	-	-	-	-	-	-
2017	0-1	1	-	-	-	-	-	-
CAREER	0-1	1	-	-	-	-	-	-

Tackles 1; Akron, 9/2/17



ANDREW NELSON 59
 Offensive Line | 6-6 | 305
 Graduate/Senior
 Hershey, Pa./Hershey
 Major: Nutritional Sciences (2nd degree)

» 2017
Season: Appeared in three games with one start...Made his first start of the season at Iowa (9/23).

Pittsburgh (9/9): Made his season debut on the offensive line... Appeared in his first game since suffering an injury against Maryland on Oct. 8, 2016. **Georgia State (9/16):** Helped the offense to 526 yards of total offense, including Trace McSorley's sixth-career 300-yard passing game (309 yards) and his school-record fourth game with four-or-more touchdown passes...Helped Penn State score eight offensive touchdowns, coming from eight different Penn Staters...Saw Penn State eclipse the 30-point mark for the 10th-straight game, the third-longest active streak in the FBS and just the fifth streak of 10-or-more games in Big Ten history. **at Iowa (9/23):** Helped Penn State to a season-high 579 yards of total offense on 99 offensive plays...Paved the way for Saquon Barkley's career-high 211 rushing yards and 94 receiving yards, which helped Barkley to a school-record 358 all-purpose yards...Blocked for Trace McSorley's 284-yard passing effort.



AYRON MONROE 23
 Safety | 5-11 | 207
 Junior/Sophomore
 Largo, Md./Saint Johns College H.S.
 Major: Information Sciences & Technology

» 2017
Season: Appeared in three games.


Pittsburgh (9/9): Made his season debut on specials teams. **Georgia State (9/16):** Had two tackles...Posted his first career tackle for loss in the third quarter...Broke up a third-quarter pass...Saw time on special teams and defense.

» 2017 GAME-BY-GAME
Tackles (Solo-Assisted-Total)
 AKRON DNP; PITTSBURGH 0-0-0; GEORGIA STATE 1-1-2; at Iowa 0-0-0.

» MONROE'S CAREER STATISTICS & GAME HIGHS

	UA-A	TK	FF	FR	I	PBU	SACK	TFL
2016	3-9	12	-	-	-	1	-	1.0-3
2017	1-1	2	-	-	-	1	-	1.0-3
CAREER	4-10	14	-	-	-	2	-	1.0-3

Tackles 3; Maryland, 10/8/16
Tackles for Loss 1.0; Georgia State, 9/16/17
Pass Breakups 1; Twice: Last Georgia State, 9/16/17



AMANI ORUWARIYE 21
 Cornerback | 6-1 | 205
 Senior/Junior
 Tampa, Fla./Gaither
 Major: Telecommunications

» 2017
Season: Appeared in two games.

Akron (9/2): Made three stops...Hauled in his second career interception to create Penn State's first takeaway of the season...Also broke up one pass...One of eight players to be a part of three-straight seasons with a shutout (Illinois, 2015; at Rutgers, 2016; Akron, 2017), marking the longest such streak since a three-year span from 1989-91...Part of a defense that logged a season-opening shutout for the first time since 2007 (FIU, 59-0). **Pittsburgh (9/9):** Had three tackles...Added one pass breakup, a third down breakup to force a first-quarter punt.

» 2017 GAME-BY-GAME
Tackles (Solo-Assisted-Total)
 AKRON 1-2-3; PITTSBURGH 3-0-3; GEORGIA STATE DNP; at Iowa DNP.

» ORUWARIYE'S CAREER STATISTICS & GAME HIGHS

	UA-A	TK	FF	FR	I	PBU	SACK	TFL
2015	1-4	5	-	-	-	1	-	-
2016	13-10	23	-	-	1	1	-	-
2017	4-2	6	-	-	1	2	-	-
CAREER	18-16	34	-	-	2	4	-	-

Tackles 7; Michigan State, 11/26/16
Interceptions 1; Twice: Last Akron, 9/2/17
Long Interception Return 30 yards; Kent State, 9/3/16
Pass Breakups 1; Four Times: Last Pittsburgh, 9/9/17

NOTE: Has one career touchdown - a 30-yard interception return vs. Kent State.



TOM PANCOAST 89
 Tight End/H-Back | 6-3 | 236
 Senior^/Senior
 West Chester, Pa./Unionville
 Major: Economics

» 2017
Season: Appeared in four games.

Akron (9/2): Made his first career reception in the fourth quarter, gaining 12 yards. **at Iowa (9/23):** Appeared on offense and special teams.


» 2017 GAME-BY-GAME
Receiving (Receptions-Yards-TD)
 AKRON 1-12-0; PITTSBURGH 0-0-0; GEORGIA STATE 0-0-0; at Iowa 0-0-0.

» PANCOAST'S CAREER OFFENSIVE STATISTICS & GAME HIGHS

	Att.-Yds.	Avg.	TD	LG	Rec.-Yds.	Avg.	TD	LG
2014	-	-	-	-	-	-	-	-
2015	-	-	-	-	-	-	-	-
2016	-	-	-	-	-	-	-	-
2017	-	-	-	-	1-12	12.0	-	12
CAREER	-	-	-	-	1-12	12.0	-	12

Receptions 1; Akron, 9/2/17
Receiving Yards 12; Akron, 9/2/17
Longest Reception 12; Akron, 9/2/17

NOTE: Has one career kickoff return - in 2016 - an 11-yard return at Indiana.



DANIEL PASQUARIELLO 92
 Punter | 6-1 | 201
 Senior/Senior
 Melbourne, Victoria, Australia/Xavier College H.S.
 Major: Labor Studies and Employment Relations (2nd degree)

» CAREER NOTES & RECORDS
Career: Ranks No 13 on Penn State's career punting average list at 38.7 yards per punt.

» 2017
Season: Appeared in one game.
Georgia State (9/16): Hit one punt for 45 yards in the fourth quarter... Landed his lone punt inside the GSU 20-yard line.

» PASQUARIELLO'S CAREER PUNTING STATISTICS & GAME HIGHS

	Punts	Yards	Avg.	I-20	FC	50+	LG	BLK
2014	47	1,754	37.3	13	11	1	63	-
2015	58	2,314	39.9	12	10	9	60	-
2016	2	75	37.5	2	1	-	38	-
2017	1	45	45.0	1	-	-	45	-
CAREER	108	4,188	38.7	28	22	10	63	-

Punt Attempts 9; Twice: Last at Northwestern, 11/7/15
Punt Yards 374; at Northwestern, 11/7/15
Longest Punt 63; Michigan State, 11/28/14
Tackles 1; Twice: Last at Temple, 9/5/15



JOHN PETRISHEN 16
 Safety | 6-0 | 211
 Junior/Sophomore
 Lower Burrell, Pa./Pittsburgh Central Catholic
 Major: Communications Arts & Sciences

» 2017
Season: Appeared in two games...Made collegiate debut vs. Akron (9/2)...One of 23 student-athletes to make their collegiate debut in 2017.

Akron (9/2): Made collegiate debut...Posted his first career tackle in the fourth quarter...One of 10 Penn Staters to register their first career tackles in the game. **Georgia State (9/16):** Made two tackles...Registered his first career tackle for loss on a fourth-quarter solo stop behind the line of scrimmage.

» 2017 GAME-BY-GAME
Tackles (Solo-Assisted-Total)
 AKRON 0-1-1; PITTSBURGH DNP; GEORGIA STATE 2-0-2; at Iowa DNP.

» PETRISHEN'S CAREER STATISTICS & GAME HIGHS

	UA-A	TK	FF	FR	I	PBU	SACK	TFL
2016	-	-	-	-	-	-	-	-
2017	2-1	3	-	-	-	-	-	1.0-2
CAREER	2-1	3	-	-	-	-	-	1.0-2

Tackles 2; Georgia State, 9/16/17
Tackles for Loss 1.0; Georgia State, 9/16/17



BRANDON POLK 10
 Wide Receiver | 5-9 | 181
 Junior/Sophomore
 Ashburn, Va./Briar Woods
 Major: Criminology

» 2017
Season: Appeared in four games.

Akron (9/2): Made one catch for four yards. **Pittsburgh (9/9):** Had one catch for 18 yards, which set up Saquon Barkley's 8-yard rushing score in the second half. **Georgia State (9/16):** His lone grab went for a 15-yard touchdown in the third quarter.

» 2017 GAME-BY-GAME
Receiving (Receptions-Yards-TD)
 AKRON 1-4-0; PITTSBURGH 1-18-0; GEORGIA STATE 1-15-1; at Iowa 0-0-0.

» POLK'S CAREER OFFENSIVE STATISTICS & GAME HIGHS

	Att.-Yds.	Avg.	TD	LG	Rec.-Yds.	Avg.	TD	LG
2015	18-159	8.8	1	33	6-57	9.5	1	39
2016	-	-	-	-	2-18	9.0	-	14
2017	-	-	-	-	3-37	12.3	1	18
CAREER	18-159	8.8	1	33	11-112	10.2	2	39

Rushing attempts 3; Three Times: Last vs. Georgia, 1/2/16
Rushing Yards 50; at Temple, 9/5/15
Rushing Touchdowns 1; Buffalo, 9/12/15
Longest Rush 33 yards; at Temple, 9/5/15

Receptions 2; Indiana, 10/10/15
Receiving Yards 46; Indiana, 10/10/15
Receiving Touchdowns 1; Twice: Last Georgia State, 9/16/17
Longest Reception 39 yards; Indiana, 10/10/15

All-Purpose Yards 89; at Ohio State, 10/17/15
NOTE: Has 10 career kickoff returns for 209 yards (20.9 ypr), all coming in 2015.



ANDRE ROBINSON 6
Running Back | 5-9 | 216
Junior/Sophomore
Mechanicsburg, Pa./Bishop McDevitt
Major: Economics

» 2017
Season: Appeared in four games.
Akron (9/2): Carried twice for minus-3 yards. **Georgia State (9/16):** Gained a career-high 39 yards on two carries...Had a career-long 41-yard touchdown run in the fourth quarter. **at Iowa (9/23):** Toted the ball four times for 19 yards.

» 2017 GAME-BY-GAME
Rushing (Carries-Yards-TD)
AKRON 2-(-3)-0; PITTSBURGH 0-0-0; GEORGIA STATE 2-39-1; at Iowa 4-19-0.

» ROBINSON'S CAREER OFFENSIVE STATISTICS & GAME HIGHS

	Att.-Yds.	Avg.	TD	LG	Rec.-Yds.	Avg.	TD	LG
2016	29-141	4.9	5	19	2-42	21.0	1	40
2017	8-55	6.9	1	41	-	-	-	-
CAREER	37-196	5.3	6	41	2-42	21.0	1	40

Rushing Attempts 6; Twice: Last at Rutgers, 11/19/16
Rushing Yards 39; Georgia State, 9/16/17
Rushing Touchdowns 2; at Purdue, 10/29/16
Longest Rush 41 yards; Georgia State, 9/16/17

Receptions 1; Twice: Last Michigan State, 11/26/16
Receiving Yards 40; Michigan State, 11/26/16
Receiving Touchdowns 1; Michigan State, 11/26/16
Longest Reception 40 yards; Michigan State, 11/26/16



MILES SANDERS 24
Running Back | 5-11 | 209
Sophomore/Sophomore
Pittsburgh, Pa./Woodland Hills
Major: Division of Undergraduate Studies

» 2017
Season: Appeared in four games.
Akron (9/2): Carried once for 16 yards. **Pittsburgh (9/9):** Rushed one time for minus-3 yards. **Georgia State (9/16):** Toted the ball three times for 44 yards and one touchdown...Scored on a 29-yard rush on the first play following Grant Haley's second-quarter interception. **at Iowa (9/23):** Carried once for six yards and caught one pass for six yards...Returned the final kickoff of the game for 20 yards.

» 2017 GAME-BY-GAME
Rushing (Carries-Yards-TD)
AKRON 1-16-0; PITTSBURGH 1-(-3)-0; GEORGIA STATE 3-44-1; at Iowa 1-6-0.
Receiving (Receptions-Yards-TD)
AKRON 0-0-0; PITTSBURGH 0-0-0; GEORGIA STATE 0-0-0; at Iowa 1-6-0.

» SANDERS' CAREER OFFENSIVE STATISTICS & GAME HIGHS

	Att.-Yds.	Avg.	TD	LG	Rec.-Yds.	Avg.	TD	LG
2016	25-184	7.4	1	57	2-24	12.0	1	21
2017	6-63	10.5	1	29	1-6	6.0	-	-
CAREER	33-247	7.5	2	57	3-30	10.0	1	21

Rushing Attempts 5; Twice: Last at Rutgers, 11/19/16
Rushing Yards 85; at Rutgers, 11/19/16
Rushing Touchdowns 1; Twice: Georgia State, 9/16/17
Longest Rush 57 yards; at Rutgers, 11/19/16

Receptions 1; Three Times: Last at Iowa, 9/23/17
Receiving Yards 21; at Purdue, 10/29/16
Receiving Touchdowns 1; at Purdue, 10/29/16
Longest Reception 21 yards; at Purdue, 10/29/16

2017 GAME-BY-GAME
Kickoff Returns (Returns-Yards-TD-YPR)
AKRON 0-0-0-0.0; PITTSBURGH 0-0-0-0.0; GEORGIA STATE 0-0-0-0.0; at Iowa 1-20-0-20.0.

» SANDERS' CAREER KICKOFF RETURN STATISTICS & GAME HIGHS

	No.	Yds.	Avg.	TD	LG
2016	33	688	20.8	-	48
2017	1	20	20.0	-	20
CAREER	34	708	20.8	-	48

Kickoff Returns 4; Three Times: Last vs. Wisconsin, 12/3/16
Kickoff Return Yards 89; Ohio State, 10/22/16
Longest Kickoff Return 48 yards; Iowa, 11/5/16

All-Purpose Yards 106; Iowa, 11/5/16



NICK SCOTT 4
Safety | 5-11 | 199
Senior/Junior
Fairfax, Va./Fairfax
Major: Psychology

» 2017
Season: Appeared in four games...Selected team captain prior to the season.
Akron (9/2): Logged two stops...Made one tackle on kickoff coverage. **Pittsburgh (9/9):** Totaled a career-high eight tackles, to tie or No. 2 on the team with Jason Cabinda and Koa Farmer...Logged his first career tackle for loss on a fourth-quarter combined stop behind the line with Shareef Miller...Two of his tackles came on special teams...Joined Irvin Charles and Garrett Taylor as the coaching staff's Co-Special Teams Player of the Week. **Georgia State (9/16):** Had three tackles.

» 2017 GAME-BY-GAME
Tackles (Solo-Assisted-Total)
AKRON 0-2-2; PITTSBURGH 4-4-8; GEORGIA STATE 2-1-3; Iowa 0-0-0.

» SCOTT'S CAREER STATISTICS & GAME HIGHS

	UA-A	TK	FF	FR	I	PBU	SACK	TFL
2015	5-3	8	-	-	-	-	-	-
2016	3-5	8	-	-	-	1	-	-
2017	6-7	13	-	-	-	-	-	0.5-1
CAREER	14-15	29	-	-	-	1	-	-

Tackles 8; Pittsburgh, 9/9/17
Tackles for Loss 0.5; Pittsburgh, 9/9/17
Pass Breakups 1; Michigan State, 11/26/16



ANTONIO SHELTON 55
Defensive Tackle | 6-2 | 291
Sophomore/Freshman
Westerville, Ohio/Westerville-North
Major: Communications

» 2017
Season: Appeared in three games...Made collegiate debut vs. Akron (9/2)...One of 23 student-athletes to make their collegiate debut in 2017...One of 17 freshmen (14 redshirt, 3 true) to appear in 2017.

Akron (9/2): Made collegiate debut. **Georgia State (9/16):** Logged his first two career tackles, both coming behind the line of scrimmage...Combined with Yetur Gross-Matos on a fourth-quarter tackle for loss...Teamed with Shaka Toney on a sack in the fourth quarter.

» 2017 GAME-BY-GAME
Tackles (Solo-Assisted-Total)
AKRON 0-0-0; PITTSBURGH 0-0-0; GEORGIA STATE 0-2-2; at Iowa DNP.

» SHELTON'S CAREER STATISTICS & GAME HIGHS


	UA-A	TK	FF	FR	I	PBU	SACK	TFL
2017	0-2	2	-	-	-	-	0.5-2	1.0-3
CAREER	0-2	2	-	-	-	-	0.5-2	1.0-3

Tackles 2; Georgia State, 9/16/17
Tackles for Loss 1.0; Georgia State, 9/16/17
Sacks 0.5; Georgia State, 9/16/17



TYLER SHOOP 82
Wide Receiver | 5-11 | 185
Junior/Sophomore
Nashville, Tenn./Father Ryan
Major: Recreation, Parks & Tourism Management


» 2017
Season: Appeared in one game.
Georgia State (9/16): Made his season debut in the fourth quarter.



CHARLIE SHUMAN 79
Offensive Line | 6-8 | 316
Senior/Junior
Pittsford, N.Y./Pittsford Sutherland
Major: Kinesiology

» 2017
Season: Appeared in one game...Made collegiate debut vs. Georgia State (9/16)...One of 23 student-athletes to make their collegiate debut in 2017.

Georgia State (9/16): Made his collegiate debut...Appeared on the offensive line in the fourth quarter.



MICHAEL SHUSTER 15f
Quarterback | 6-2 | 209
Sophomore/Freshman
Camp Hill, Pa./Camp Hill
Major: Business Administration

» 2017
Season: Appeared in one game...Made his collegiate debut vs. Georgia State (9/16)...One of 23 student-athletes to make their collegiate debut in 2017...One of 17 freshmen (14 redshirt, 3 true) to appear in 2017.

Georgia State (9/16): Made his collegiate debut...Closed out the game with the final knee to run out the clock.



SHANE SIMMONS 34
Defensive End | 6-3 | 250
Sophomore/Freshman
Laurel, Md./DeMatha
Major: Division of Undergraduate Studies

» 2017
Season: Appeared in four games...Made collegiate debut vs. Akron (9/2)...One of 23 student-athletes to make their collegiate debut in 2017...One of 17 freshmen (14 redshirt, 3 true) to appear in 2017.

Akron (9/2): Made collegiate debut...Logged his first career stop, a combined tackle for loss with Brandon Smith in the fourth quarter...One of 10 Penn Staters to register their first career tackles in the game...Was a part of a defense that logged 14.0 tackles for loss, the most since recording 15.0 vs. Temple in 2015. **Georgia State (9/16):** Had one tackle.

» 2017 GAME-BY-GAME
Tackles (Solo-Assisted-Total)
AKRON 0-1-1; PITTSBURGH 0-0-0; GEORGIA STATE 1-0-1; at Iowa 0-0-0.

» SIMMONS' CAREER STATISTICS & GAME HIGHS

	UA-A	TK	FF	FR	I	PBU	SACK	TFL
2016	-	-	-	-	-	-	-	-
2017	1-1	2	-	-	-	-	-	0.5-1
CAREER	1-1	2	-	-	-	-	-	0.5-1

Tackles 1; Twice: Last Georgia State, 9/16/17
Tackles for Loss 0.5; Akron, 9/2/17



ZACH SIMPSON 64
Offensive Line | 6-3 | 301
Junior/Sophomore
Hollidaysburg, Pa./Hollidaysburg Area
Major: Economics

» 2017
Season: Appeared in four games.
Akron (9/2): Appeared on special teams and offense. **Pittsburgh (9/9):** Appeared on special teams. **Georgia State (9/16):** Appeared on special teams. **at Iowa (9/23):** Appeared in special teams.



BRANDON SMITH 47
Linebacker | 6-0 | 227
Graduate/Senior
Winfield, Pa./Lewisburg
Major: Health Policy & Administration (2nd degree)

» 2017
Awards: Selected to the 2017 Allstate AFCA Good Works Team...Named a semifinalist for the William V. Campbell Trophy, awarded by the National Football Foundation, which recognizes an individual as the absolute best football scholar-athlete in the nation.

Season: Appeared in four games.
Akron (9/2): Made four tackles...Totaled 1.0 tackle for loss...Combined with Koa Farmer on a second-quarter tackle for loss...Teamed with Shane Simmons on a fourth-quarter tackle behind the line of scrimmage...Was a part of a defense that logged 14.0 tackles for loss, the most since recording 15.0 vs. Temple in 2015...Part of a defense that logged a season-opening shutout for the first time since 2007 (FIU, 59-0). **Pittsburgh (9/9):** Had one tackle. **Georgia State (9/16):** Made three stops...Had a tackle on punt coverage, a stop for no gain and a solo tackle for loss in the contest. **at Iowa (9/23):** Made two tackles, including a touchdown-saving tackle to end the third quarter...Also had one tackle on kickoff coverage.

» 2017 GAME-BY-GAME
Tackles (Solo-Assisted-Total)
AKRON 0-4-4; PITTSBURGH 0-1-1; GEORGIA STATE 3-1-4; at Iowa 2-0-2.

» SMITH'S CAREER STATISTICS & GAME HIGHS

	UA-A	TK	FF	FR	I	PBU	SACK	TFL
2014					DNP			
2015	0-1	1	-	-	-	-	-	-
2016	21-33	54	-	2	3	0.5-2	4.0-7	
2017	5-6	11	-	-	-	-	2.0-3	
CAREER	26-40	66	-	-	2	3	0.5-2	6.0-10

Tackles 14; Maryland, 10/8/16
Sacks 0.5; at Rutgers, 11/19/16
Tackles for Loss 1.0; Four Times: Last Georgia State, 9/16/17
Interceptions 1; Twice: Last at Purdue, 10/29/16
Pass Breakups 1; Three Times: Last at Indiana, 11/12/16



TOMMY STEVENS 2
Quarterback | 6-4 | 224
Junior/Sophomore
Indianapolis, Ind./Decatur Central
Major: Telecommunications

» 2017
Season: Appeared in three games...Has seen time at quarterback, running back and wide receiver.
Akron (9/2): Completed 3-of-6 passes for 42 yards, which are all career highs...Connected with DaeSean Hamilton on a career-long-tying 26-yard completion...Rushed four times for 16 yards and one touchdown...Scored on a 5-yard touchdown run in the fourth quarter...Caught his first career pass for seven yards. **Pittsburgh (9/9):** Made one catch for one yard. **Georgia State (9/16):** Caught and threw a touchdown pass, becoming the first Nittany Lion since Christian Hackenberg (2015; Illinois) to both throw and catch a touchdown pass in the same game...Completed 2-of-4 passes for 43 yards and a touchdown pass...Rushed twice for two yards...Caught two passes for 19 yards, including a 10-yard touchdown grab to open the scoring in the first quarter...His 35-yard scoring strike to Saeed Blacknall was the first of his career and a career-long pass.

» 2017 GAME-BY-GAME
Passing (Comp-Att-Yds-TD-INT)
AKRON 3-6-42-0-0; PITTSBURGH 0-0-0-0-0; GEORGIA STATE 2-4-43-1-0; at Iowa DNP.

» STEVENS' CAREER PASSING STATISTICS & GAME HIGHS

	C-A	Yds.	%	TD-INT	YPG	LG
2016	2-3	36	66.7	-	5.1	26
2017	5-10	85	50.0	1-0	28.3	35
CAREER	7-13	121	53.6	1-0	12.1	35

Pass Completions 3; Akron, 9/2/17
Pass Attempts 6; Akron, 9/2/17
Passing Yards 43; Georgia State, 9/16/17
Passing Touchdowns 1; Georgia State, 9/16/17
Long Pass 35 yards; Georgia State, 9/16/17

» 2017 GAME-BY-GAME
Rushing (Carries-Yards-TD)
AKRON 4-16-1; PITTSBURGH 0-0-0; GEORGIA STATE 2-2-0; at Iowa DNP.
Receiving (Receptions-Yards-TD)
AKRON 1-7-0; PITTSBURGH 1-1-0 GEORGIA STATE 2-19-1; at Iowa DNP.

» STEVENS' CAREER OFFENSIVE STATISTICS & GAME HIGHS

SEASON	Att.-Yds.	Avg.	TD	LG	Rec.-Yds.	Avg.	TD	LG
2016	21-198	9.4	2	45	-	-	-	-
2017	6-18	3.0	1	12	4-27	6.8	1	10
CAREER	27-216	8.0	3	45	4-27	6.8	1	10

Rushing Attempts 6; at Rutgers, 11/19/16
Rushing Yards 70; Iowa, 11/5/16
Rushing Touchdowns 1; Three Times: Last Akron, 9/2/17
Longest Rush 45 yards; Iowa, 11/5/16
Receptions 2; Georgia State, 9/16/17
Receiving Yards 19; Georgia State, 9/16/17
Receiving Touchdowns 1; Georgia State, 9/16/17
Longest Reception 10 yards; Georgia State, 9/16/17
All-Purpose Yards 70; Iowa, 11/5/16
Total Offense 70; Iowa, 11/5/16



GARRETT TAYLOR 17
Safety | 6-0 | 197
Junior/Sophomore
Richmond, Va./Saint Christopher's
Major: Advertising & Public Relations (Smeal Business Cert.)

» 2017
Season: Appeared in four games.
Akron (9/2): Had one tackle...Tied a career high with one pass breakup. **Pittsburgh (9/9):** Made a career-high two stops...Joined Irvin Charles and Nick Scott as the coaching staff's Co-Special Teams Player of the Week. **at Iowa (9/23):** Made one tackle on punt coverage.

» 2017 GAME-BY-GAME
Tackles (Solo-Assisted-Total)
AKRON 0-1-1; PITTSBURGH 2-0-2; GEORGIA STATE 0-0-0; at Iowa 1-0-1.

» TAYLOR'S CAREER STATISTICS & GAME HIGHS

	UA-A	TK	FF	FR	I	PBU	SACK	TFL
2016	1-1	2	-	-	-	1	-	-
2017	3-1	4	-	-	-	1	-	-
CAREER	4-2	6	-	-	-	2	-	-

Tackles 2; Pittsburgh, 9/9/17
Pass Breakups 1; Twice: Last Akron, 9/2/17



JOHNATHAN THOMAS 20
Running Back | 5-11 | 216
Senior/Junior
Peabody, Mass./St. John's Prep
Major: Sociology

» 2017
Season: Appeared in two games.
Georgia State (9/16): Made his first career tackle...Combined with Frank Di Leo on a fourth-quarter stop on special teams. **at Iowa (9/23):** Made one tackle on kickoff coverage.

» 2017 GAME-BY-GAME
Tackles (Solo-Assisted-Total)
AKRON DNP; PITTSBURGH DNP; GEORGIA STATE 0-1-1; at Iowa 1-0-1.

» THOMAS' CAREER STATISTICS & GAME HIGHS

	UA-A	TK	FF	FR	I	PBU	SACK	TFL
2015	-	-	-	-	-	-	-	-
2016	-	-	-	-	-	-	-	-
2017	1-1	2	-	-	-	-	-	-
CAREER	1-1	2	-	-	-	-	-	-

Tackles 1; Twice: Last at Iowa, 9/23/17
NOTE: Has 11 career rushes for 42 yards.



DeANDRE THOMPKINS 3
Wide Receiver | 5-11 | 189
Senior/Junior
Hubert, N.C./Swansboro
Major: Psychology & Criminology

» CAREER NOTES AND RECORDS

Game: Set a school record for punt return average in a game with 31.8 yard per return vs. Akron (9/2/17), besting Derrick Williams' mark of 31.7 vs. Temple (2006).

» 2017

Season: Started four games...Became the first Penn Stater to return a punt for a touchdown since Derrick Williams at Wisconsin in 2008...Was the first punt return touchdown by a Nittany Lion at Beaver Stadium since Williams did so vs. Notre Dame in 2007.

Rankings: Tied for No. 4 national and No. 2 in the Big Ten in punt return touchdowns (1)...Ranks No. 10 nationally and No. 2 in the Big Ten in punt return average (18.7 ypr)...Is No. 36 nationally and No. 3 in the Big Ten in combined kickoff return yardage (206).

Akron (9/2): Caught two passes for 29 yards...Returned four punts for 127 yards and one touchdown...His first-quarter punt return for a touchdown was the opening score of the game and first Penn State punt return for a touchdown since 2008 (Derrick Williams, at Wisconsin)... Was the first punt return for a touchdown by a Nittany Lion at Beaver Stadium since 2007 (Williams, Notre Dame)...Set a career high with 156 all-purpose yards...Named the coaching staff's Special Teams Player of the Week. **Pittsburgh (9/9):** Made one catch for 12 yards...Returned three punts for 31 yards...Had a long return of 16 yards. **Georgia State (9/16):** Caught three passes for 25 yards, all coming on Penn State's first scoring drive...Returned three punts for 44 yards, including a long return of 27 yards. **at Iowa (9/23):** Caught two passes for 14 yards...Returned one punt for four yards.

» 2017 GAME-BY-GAME

Receiving (Receptions-Yards-TD)

AKRON 2-29-0; PITTSBURGH 1-12-0; GEORGIA STATE 3-25-0; at Iowa 2-14-0.

» THOMPKINS' CAREER OFFENSIVE STATISTICS & GAME HIGHS

	Att.-Yds.	Avg.	TD	LG	Rec.-Yds.	Avg.	TD	LG
2015	5-12	2.4	1	6	3-33	11.0	-	31
2016	-	-	-	-	27-440	16.3	1	70
2017	-	-	-	-	8-80	10.0	-	15
CAREER	5-12	2.4	1	6	38-553	14.6	1	70

Rush Attempts 2; Twice: Last Indiana, 10/10/15
Rush Yards 11; Indiana, 10/10/15
Rushing Touchdowns 1; Rutgers, 9/19/15
Long Rush 6 yards; Indiana, 10/10/15
Receptions 4; Three Times: Last at Rutgers, 11/19/16
Receiving Yards 91; Maryland, 10/8/16
Receiving Touchdowns 1; Maryland, 10/8/16
Long Reception 70 yards; Maryland, 10/8/16

» 2017 GAME-BY-GAME

Punt Returns (Returns-Yards-TD-YPR)

AKRON 4-127-1-31.8; PITTSBURGH 3-31-0-10.3; GEORGIA STATE 3-44-0-14.7; Iowa 1-4-0-4.0

» THOMPKINS' CAREER PUNT RETURN STATISTICS & GAME HIGHS

	No.	Yds.	Avg.	TD	LG
2015	23	178	7.7	0	58
2016	1	2	2.0	0	2
2017	11	206	18.7	1	61
CAREER	35	386	11.1	1	61

Punt Returns 5; Indiana, 10/10/15
Punt Return Yards 127; Akron, 9/2/17
Long Punt Return 61 yards; Akron, 9/2/17
Total Offense Yards 91; Maryland, 10/8/16
All-Purpose Yards 156; Akron, 9/2/17

NOTE: Owns one kickoff return for five yards (vs. Iowa, 11/5/16).



SHAKA TONEY 18
Defensive End | 6-3 | 218
Sophomore/Freshman
Philadelphia, Pa./Imhotep Charter
Major: Division of Undergraduate Studies

» 2017

Awards: Earned *Pro Football Focus* Big Ten Team of the Week honors on Sept. 19 after a 2.0 tackles for loss and 1.0 sacks effort vs. Georgia State.

Season: Appeared in three games...Made collegiate debut vs. Akron (9/2)...One of 23 student-athletes to make their collegiate debut in 2017...One of 17 freshmen (14 redshirt, 3 true) to appear in 2017.

Akron (9/2): Made collegiate debut...Totaled two tackles...Logged his first career stop in the third quarter on a solo tackle for loss...One of 10 Penn Staters to register their first career tackles in the game...Was a part of a defense that logged 14.0 tackles for loss, the most since recording 15.0 vs. Temple in 2015. **Pittsburgh (9/9):** Made one tackle...Combined with Kevin Givens on a fourth-quarter tackle for loss. **Georgia State (9/16):** Posted four tackles, none of which gained yardage...Logged his first career sack, a combined effort with Manny Bowen, and forced a fumble by Georgia State quarterback Conner Manning to fumble, a fumble that was recovered by Penn State...Had a solo tackle for loss in the second quarter...Combined with Antonio Shelton for a fourth-quarter sack.

» 2017 GAME-BY-GAME

Tackles (Solo-Assisted-Total)

AKRON 1-1-2; PITTSBURGH 0-1-1; GEORGIA STATE 2-2-4; at Iowa 0-0-0.

» TONEY'S CAREER STATISTICS & GAME HIGHS

	UA-A	TK	FF	FR	I	PBU	SACK	TFL
2016	-	-	-	-	-	-	-	-
2017	3-4	7	1	-	-	-	1.0-5	3.5-13
CAREER	3-4	7	1	-	-	-	1.0-5	3.5-13

Tackles 4; Georgia State, 9/16/17
Tackles for Loss 2.0; Georgia State, 9/16/17
Sacks 1.0; Georgia State, 9/16/17
Forced Fumble 1; Georgia State, 9/16/17



KYLE VASEY 96
Long Snapper | 6-2 | 237
Senior/Junior
Hawley, Pa./Wallenpaupack
Major: Rehabilitation & Human Services

» 2017

Season: Started four games at long snapper...Made collegiate debut vs. Akron (9/2)...One of 23 student-athletes to make their collegiate debut in 2017...Brother, Dan, joined the team as a walk-on in mid-September.

Akron (9/2): Made collegiate debut. **Pittsburgh (9/9):** Handled all of the snapping duties on placements. **Georgia State (9/16):** Handled all of the snapping duties on placements. **at Iowa (9/23):** Appeared on specials teams, handing snapping on all placements.



JASON VRANIC 51
Linebacker | 6-0 | 222
Senior/Senior
Wheatfield, N.Y./Niagara-Wheatfield
Major: Kinesiology

» 2017

Season: Appeared in two games...Made Penn State debut vs. Akron (9/2)...One of 23 student-athletes to make their collegiate debut in 2017.

Akron (9/2): Made Penn State debut. **Georgia State (9/16):** Made one tackle, a fourth-quarter solo stop.

» 2017 GAME-BY-GAME

Tackles (Solo-Assisted-Total)

AKRON 0-0-0; PITTSBURGH DNP; GEORGIA STATE 1-0-1; at Iowa DNP.

» VRANIC'S CAREER STATISTICS & GAME HIGHS

	UA-A	TK	FF	FR	I	PBU	SACK	TFL
2016	-	-	-	-	-	-	-	-
2017	1-0	1	-	-	-	-	-	-
CAREER	1-0	1	-	-	-	-	-	-

Tackles 1; Georgia State, 9/16/17



LAMONT WADE 38
Cornerback | 5-9 | 193
Freshman/Freshman
Clairton, Pa./Clairton
Major: Division of Undergraduate Studies

» 2017

Season: Appeared in four games...Made collegiate debut vs. Akron (9/2)...One of 23 student-athletes to make their collegiate debut in 2017...One of 17 freshmen (14 redshirt, 3 true) to appear in 2017.

Akron (9/2): Logged his first career tackle on special teams...One of 10 Penn Staters to register their first career tackles in the game. **Pittsburgh (9/9):** Made two stops. **Georgia State (9/16):** Posted a career-high five tackles, including four solo...Made four stops on defense and one on kickoff coverage.

» 2017 GAME-BY-GAME


Tackles (Solo-Assisted-Total)

AKRON 0-1-1; PITTSBURGH 2-0-2; GEORGIA STATE 4-1-5; at Iowa 0-0-0.

» WADE'S CAREER STATISTICS & GAME HIGHS

	UA-A	TK	FF	FR	I	PBU	SACK	TFL
2017	6-2	8	-	-	-	-	-	-
CAREER	6-2	8	-	-	-	-	-	-

Tackles 5; Georgia State, 9/16/17



ROBERT WINDSOR 54
Defensive Tackle | 6-4 | 295
Junior/Sophomore
Fond Du Lac, Wis./Fond Du Lac
Major: Telecommunications

» 2017

Season: Appeared in three games.

Rankings: Ranks tied for No. 14 in the FBS and No. 4 in the Big Ten in fumbles total recovered (1).

Akron (9/2): Tied a career high with four stops and 0.5 tackle for loss... Combined with Ryan Buchholz on a first-quarter tackle behind the line of scrimmage...Was a part of a defense that logged 14.0 tackles for loss, the most since recording 15.0 vs. Temple in 2015...Part of a defense that logged a season-opening shutout for the first time since 2007 (FIU, 59-0). **Pittsburgh (9/9):** Made two tackles...Sacked Pittsburgh quarterback Ben DiNucci in the fourth quarter, forcing and recovering a fumble, to end the Panthers' final drive of the game...Part of a defense that piled up five sacks, its most since logging six last season vs. No. 2 Ohio State. **Georgia State (9/16):** Logged two stops. **at Iowa (9/23):** Made one stop.

» 2017 GAME-BY-GAME

Tackles (Solo-Assisted-Total)

AKRON 1-3-4; PITTSBURGH 1-1-2; GEORGIA STATE 2-0-2; at Iowa 1-0-1.

» WINDSOR'S CAREER STATISTICS & GAME HIGHS

	UA-A	TK	FF	FR	I	PBU	SACK	TFL
2016	9-14	23	-	-	-	-	1.0-6	1.5-6
2017	5-4	9	1	1	-	-	1.0-9	1.5-10
CAREER	14-18	32	1	1	-	-	2.0-15	3.0-16

Tackles 4; Twice: Last Akron, 9/2/17

Sacks 1.0; Pittsburgh, 9/9/17

Tackles For Loss 1.0; Pittsburgh, 9/9/17

Forced Fumbles 1; Pittsburgh, 9/9/17

Fumble Recoveries 1; Pittsburgh, 9/9/17



CHASZ WRIGHT

77

Offensive Line | 6-7 | 345

Senior/Junior

Woodbridge, Va./Milford Academy

Major: Telecommunications

» 2017

Season: Started three games at right tackle.

Akron (9/2): Helped pave the way for 569 total yards...Cleared the way for Saquon Barkley's 174 rushing yards for his 11th career 100-yard rushing game...Protected Trace McSorley to the tune of 280 passing yards and two scoring throws...Didn't allow a sack or quarterback hurry...Part of the offensive line unit that was named the coaching staff's Offensive Player of the Week. **Pittsburgh (9/9):** Part of an offensive line that allowed just one sack...Blocked for 148 total rushing yards - including 88 from Saquon Barkley - and protected Trace McSorley to the tune of three touchdowns and 164 yards passing...Enabled the team to eclipse the 30-point mark for the ninth-straight game. **Georgia State (9/16):** Guided the offense to 526 yards of total offense, including Trace McSorley's sixth-career 300-yard passing game (309 yards) and his school-record fourth game with four-or-more touchdown passes... Helped Penn State score eight offensive touchdowns, coming from eight different Penn Staters...Saw Penn State eclipse the 30-point mark for the 10th-straight game, the third-longest active streak in the FBS and just the fifth streak of 10-or-more games in Big Ten history.

SCORING SUMMARY

Plays	Yds	Time	Result	Qtr.	Scoring Play
AKRON (8)					
-	-	-	TD	1	Thompkins 61-yard punt return (Davis, T. kick)
10	75	4:49	TD	1	Gesicki 13-yard pass from McSorley (Davis, T. kick)
3	87	0:51	TD	2	McSorley 4-yard run (Davis, T. kick)
5	62	2:30	TD	2	Barkley 3-yard run (Davis, T. kick)
5	45	1:51	TD	2	Barkley 30-yard run (Davis, T. kick)
8	62	4:03	FG	3	Davis, T. 47-yard field goal
3	58	1:23	TD	3	Gesicki 2-yard pass from McSorley (Davis, T. kick)
5	66	1:56	TD	4	Stevens 5-yard run (Davis, T. kick)
PITTSBURGH (6)					
1	8	0:08	TD	1	Gesicki 13-yard pass from McSorley (Davis, T. kick)
6	62	2:43	TD	1	Gesicki 10-yard pass from McSorley (Davis, T. kick)
1	46	0:09	TD	3	Barkley 46-yard pass from McSorley (Davis, T. kick)
6	78	2:32	TD	4	Barkley 8-yard run (Davis, T. kick)
--	--	--	Safety	4	Allen, Marcus
7	34	2:11	FG	4	Davis, T. 24-yard field goal
GEORGIA STATE (8)					
8	63	3:12	TD	1	Stevens 10-yard pass from McSorley (Davis, T. kick)
3	83	0:58	TD	1	Barkley 85-yard pass from McSorley (Davis, T. kick)
3	86	1:09	TD	2	Hamilton 27-yard pass from McSorley (Davis, T. kick)
1	29	0:09	TD	2	Sanders 29-yard run (Davis, T. kick)
4	25	2:02	TD	2	McSorley 8-yard run (Davis, T. kick)
6	55	2:45	TD	3	Polk 15-yard pass from McSorley (Davis, T. kick)
4	42	1:45	TD	3	Blacknall 35-yard pass from McSorley (Davis, T. kick)
4	69	1:47	TD	4	Robinson 41-yard run (Davis, T. kick)
AT IOWA (5)					
11	66	5:06	FG	1	Davis, T. 19-yd FG
--	--	--	Safety	2	Miller, Shareef
7	55	2:25	FG	2	Davis, T. 21-yard field goal
8	75	3:07	TD	3	Barkley, Saquon 8-yard run (Davis, T. kick)
12	80	1:42	TD	4	Johnson, Ju. 7-yard pass from McSorley (TEAM rush failed)

PENN STATE GAME-BY-GAME

	AKRON	PITT	GSU	at Iowa	IND	at NW	MICH	at OSU	at MSU	RUT	NEB	at UMD
First Downs	24	14	19	29								
Rushing	7	6	8	15								
Passing	14	7	11	14								
Penalty	3	1	--	--								
Net Yards Rushing	247	148	166	295								
Rushing Attempts	34	24	24	51								
Average Per Rush	7.3	6.2	6.9	5.8								
Rushing Touchdowns	4	1	3	1								
Yards Gained	266	173	184	314								
Yards Lost	19	25	18	19								
Net Yards Passing	322	164	360	284								
Completions	21	15	21	31								
Attempts	31	28	29	48								
Interceptions	1	1	--	1								
Yards Per Attempt	10.4	5.9	12.4	5.9								
Yards Per Completion	15.3	10.9	17.1	9.2								
Passing Touchdowns	2	3	5	1								
Total Offensive Yards	569	312	526	579								
Plays	65	52	53	99								
Yards Per Play	8.8	6.0	9.9	5.8								
Fumbles-Lost	--	1-0	2-0	2-1								
Penalties-Yards	5-45	1-15	5-45	8-90								
Punts-Yards	2-100	6-259	4-181	4-159								
Yards Per Punt	50.0	43.2	45.2	39.8								
Net Yards Per Punt	40.0	43.2	45.0	38.8								
Inside 20	--	4	3	3								
50+ Yard Kicks	1	--	1	1								
Touchbacks	1	--	--	--								
Fair Catch	--	2	1	2								
Kickoffs-Yards	9-561	3-348	9-581	4-256								
Yards Per Kickoff	62.3	64.0	64.6	64.0								
Net Yards Per Kickoff	42.7	46.0	44.1	41.0								
Touchbacks	4	3	6	1								
Punt Returns	5	3	4	1								
Yards	130	31	54	4								
Touchdowns	1	--	--	--								
Yards Per Return	26.0	10.3	13.5	4.0								
Kickoff Returns	1	2	1	4								
Yards	20	50	37	73								
Touchdowns	--	--	--	--								
Yards Per Return	20.0	25.0	37.0	18.2								
Interceptions	1	2	3	--								
Yards	--	43	54	--								
Touchdowns	--	--	--	--								
Fumble Recoveries	--	1	2	1								
Returns-Yards	--	--	--	--								
Touchdowns	--	--	--	--								
Miscellaneous Yards	--	--	--	(-7)								
Possession Times	29:30	21:40	21:13	39:39								
1st Quarter	7:59	3:31	6:49	11:40								
2nd Quarter	7:03	4:38	5:33	7:50								
3rd Quarter	8:54	6:50	5:28	9:09								
4th Quarter	5:34	6:41	3:23	11:00								
3rd-Down Conversions	3-9	4-12	4-9	6-18								
4th-Down Conversions	1-2	--	--	3-4								
Red Zone Scoring	5-6	4-4	3-3	4-5								
Touchdowns	5	3	3	2								
Field Goals	--	1	--	2								
Sacks By-Yards	3-13	5-37	3-17	1-4								
PAT Kicks	7-7	4-4	8-8	1-1								
Field Goals	1-2	1-1	0-1	2-4								
Total Points	52	33	56	21								
Touchdowns Rushing	4	1	3	1								
Touchdowns Passing	2	3	5	1								
Touchdown Returns	1	--	--	--								
Other Touchdowns	--	--	--	--								
Safeties	--	1	--	1								
Kick PAT-Attempts	7-7	4-4	8-8	1-1								
2pt PAT-Attempts	--	--	--	0-1								
Field Goals-Attempts	1-2	1-1	0-1	2-4								
Points Off Turnovers	7	7	35	7								



OPPONENT GAME-BY-GAME

	AKRON	PITT	GSU	at Iowa	IND	at NW	MICH	at OSU	at MSU	RUT	NEB	at UMD
First Downs	12	24	21	11								
Rushing	4	12	10	3								
Passing	7	11	9	6								
Penalty	1	1	2	2								
Net Yards Rushing	73	155	150	82								
Rushing Attempts	34	45	49	23								
Average Per Rush	2.1	3.4	3.1	3.6								
Rushing Touchdowns	--	1	--	1								
Yards Gained	107	199	195	98								
Yards Lost	34	44	45	16								
Net Yards Passing	86	187	170	191								
Completions	14	24	18	12								
Attempts	29	41	32	22								
Interceptions	1	2	3	--								
Yards Per Attempt	3.0	4.6	5.3	8.7								
Yards Per Completion	6.1	7.8	9.4	14.7								
Passing Touchdowns	--	--	--	2								
Total Offensive Yards	159	342	320	273								
Plays	63	86	81	45								
Yards Per Play	2.5	4.0	4.0	6.1								
Fumbles-Lost	1-0	1-1	3-2	1-1								
Penalties-Yards	9-84	6-55	3-25	3-25								
Punts-Yards	11-435	5-222	7-258	7-288								
Yards Per Punt	39.5	44.4	36.9	41.1								
Net Yards Per Punt	27.7	38.2	29.1	40.6								
Inside 20	2	1	3	2								
50+ Yard Kicks	--	1	--	2								
Touchbacks	--	--	--	--								
Fair Catch	2	2	1	2								
Kickoffs-Yards	1-65	5-322	1-65	5-238								
Yards Per Kickoff	65.0	64.4	65.0	65.6								
Net Yards Per Kickoff	45.0	39.4	28.0	46.0								
Touchbacks	4	3	--	1								
Punt Returns	--	3	1	1								
Yards	--	0	1	4								
Touchdowns	--	0.0	--	--								
Yards Per Return	--	--	1.0	4.0								
Kickoff Returns	4	2	2	3								
Yards	77	33	34	67								
Touchdowns	--	--	--	--								
Yards Per Return	19.2	16.5	17.0	22.3								
Interceptions	1	1	--	1								
Yards	--	2	--	33								
Touchdowns	--	--	--	--								
Fumble Recoveries	--	--	--	1								
Returns-Yards	--	--	--	--								
Touchdowns	--	--	--	--								
Miscellaneous Yards	--	--	--	(-2)								
Possession Times	30:30	38:20	38:47	20:21								
1st Quarter	7:01	11:29	8:11	3:20								
2nd Quarter	7:57	10:22	9:27	7:10								
3rd Quarter	6:06	8:10	9:32	5:51								
4th Quarter	9:26	8:19	11:37	4:00								
3rd-Down Conversions	4-17	5-17	11-21	3-11								
4th-Down Conversions	--	3-4	--	--								
Red Zone Scoring	--	3-4	0-1	0-1								
Touchdowns	--	1	--	--								
Field Goals	--	2	--	--								
Sacks By-Yards	--	1-7	1-10	4-12								
PAT Kicks	--	--	--	1-1								
Field Goals	--	2-2	0-1	0-1								
Total Points	0	14	0	19								
Touchdowns Rushing	--	1	--	1								
Touchdowns Passing	--	--	--	2								
Touchdown Returns	--	--	--	--								
Other Touchdowns	--	--	--	--								
Safeties	--	--	--	--								
Kick PAT-Attempts	--	--	--	1-1								
2pt PAT-Attempts	--	1-1	--	0-2								
Field Goals-Attempts	--	2-2	0-1	0-1								
Points Off Turnovers	--	--	--	7								



INDIVIDUAL GAME-BY-GAME

RUSHING

(ATT-YDS-TD)	AKRON	PITT	GSU	at Iowa	IND	at NW	MICH	at OSU	at MSU	RUT	NEB	at UMD
Allen, Mark	DNP	DNP	2-9-0	--								
Barkley, Saquon	14-174-2	14-88-1	10-47-0	28-211-1								
Eury, Nick	DNP	DNP	1-4-0	DNP								
McSorley, Trace	12-57-1	8-65-0	3-24-1	17-61-0								
Robinson, Andre	2-(-3)-0	--	2-39-1	4-19-0								
Sanders, Miles	1-16-0	1-(-3)-0	3-44-1	1-6-0								
Stevens, Tommy	4-16-1	--	2-2-0	DNP								
TEAM	1-(-2)-0	1-(-2)-0	1-(-3)-0	1-(-2)-0								

RECEIVING

(REC-YDS-TD)	AKRON	PITT	GSU	at Iowa	IND	at NW	MICH	at OSU	at MSU	RUT	NEB	at UMD
Barkley, Saquon	3-54-0	4-45-1	4-142-1	12-94-0								
Blacknall, Saeed	--	--	3-64-1	1-6-0								
Gesicki, Mike	6-58-2	4-39-2	2-26-0	5-25-0								
Hamilton, DaeSean	3-74-0	3-45-0	3-44-1	2-46-0								
Holland, Jonathan	--	--	1-8-0	1-1-0								
Johnson, Juwan	4-84-0	1-4-0	2-17-0	7-92-1								
Pancoast, Tom	1-12-0	--	--	--								
Polk, Brandon	1-4-0	1-18-0	1-15-1	--								
Sanders, Miles	--	--	--	1-6-0								
Stevens, Tommy	1-7-0	1-1-0	2-19-1	DNP								
Thompkins, DeAndre	2-29-0	1-12-0	3-25-0	2-14-0								

PASSING

Trace McSorley	C-A-I	Pct.	Yards	TD	Long	Sack-Yards	Efficiency
AKRON	18-25-1	72.0	280	2	43	--	184.5
PITTSBURGH	15-28-1	53.6	164	3	46	1-7	131.0
GEORGIA STATE	18-23-0	78.3	309	4	85	--	248.5
Iowa Hawkeyes	48-31-1	64.6	284	1	23	4-12	117.0
INDIANA							
at Northwestern							
MICHIGAN							
at Ohio State							
at Michigan State							
RUTGERS							
NEBRASKA							
at Maryland							

Tommy Stevens	C-A-I	Pct.	Yards	TD	Long	Sack-Yards	Efficiency
AKRON	3-6-0	50.0	42	--	26	--	108.80
PITTSBURGH	--	--	--	--	--	--	--
GEORGIA STATE	2-4-0	50.0	43	1	35	1-10	222.8
at Iowa						DNP	
INDIANA							
at Northwestern							
MICHIGAN							
at Ohio State							
at Michigan State							
RUTGERS							
NEBRASKA							
at Maryland							

NOTE: Billy Fessler was 1-of-2 passing for 8 yards vs. Georgia State (9/16)

KICKING & PUNTING

KICKOFFS	Season	KO	Total Yards	TB	OB	Kick Avg.	Returns	Rtn. Yds.	Yds./Rtn.
	Davis, Tyler	23	1,478	14	1	64.2	--	--	--
	Barbir, Alex	5	304	--	2	60.8	--	--	--
							11	211	19.1

Season	KO	Total Yards	TB	OB	Kick Avg.	Returns	Rtn. Yds.	Yds./Rtn.
AKRON	9	561	4	1	62.3	4	77	19.2
PITTSBURGH	6	384	3	1	64.0	2	33	16.5
GEORGIA STATE	9	581	6	1	64.6	2	34	17.0
at Iowa	4	256	1	--	64.0	3	67	22.3
INDIANA								
at Northwestern								
MICHIGAN								
at Ohio State								
at Michigan State								
RUTGERS								
NEBRASKA								
at Maryland								

PUNTING	Season	No.	Total Yds	Avg.	Long	TB	FC	I20	50+	Blk
	Gillikin, Blake	15	654	43.6	56	1	5	9	3	--
	Pasquariello, Daniel	1	45	45.0	45	--	--	1	--	--

Game	No.	Total Yds	Avg.	Long	TB	FC	I20	50+	Blk
AKRON	2	100	50.0	56	1	--	--	1	--
PITTSBURGH	6	259	43.2	49	--	2	4	--	--
GEORGIA STATE	4	181	45.2	52	--	1	3	1	--
at Iowa	4	159	39.8	52	--	2	3	1	--
INDIANA									
at Northwestern									
MICHIGAN									
at Ohio State									
at Michigan State									
RUTGERS									
NEBRASKA									
at Maryland									



INDIVIDUAL GAME-BY-GAME

TACKLES

(UT-AT)	UT-AT	TT	AKRON	PITT	GSU	at Iowa	IND	at NW	MICH	at OSU	at MSU	RUT	NEB	at UMD
Allen, Marcus	15-8	23	0-3	9-3	2-1	4-1								
Cabinda, Jason	10-11	21	0-3	4-4	3-1	3-3								
Bowen, Manny	10-7	17	1-4	3-1	4-2	2-0								
Apke, Troy	9-6	15	1-2	3-2	2-1	3-1								
Farmer, Koa	5-8	13	0-2	4-4	1-0	0-2								
Scott, Nick	6-7	13	0-2	4-4	2-1	--								
Miller, Shareef	10-2	12	0-1	2-1	3-0	5-0								
Campbell, Christian	8-3	11	0-2	3-1	2-0	3-0								
Smith, Brandon	5-6	11	0-4	0-1	3-1	2-0								
Windsor, Robert	5-4	9	1-3	1-1	2-0	1-0								
Buchholz, Ryan	5-3	8	2-2	2-0	1-1	--								
Brown, Cam	4-4	8	2-2	1-1	DNP	1-1								
Wade, Lamont	6-2	8	0-1	2-0	4-1	--								
Haley, Grant	6-2	8	1-0	3-1	1-1	1-0								
Brown, Torrence	0-8	8	0-3	0-3	0-2	1-1								
Cothran, Curtis	3-5	8	0-3	0-2	--	3-0								
Miller, Jarvis	5-2	7	3-2	--	2-0	--								
Toney, Shaka	3-4	7	1-1	0-1	2-2	--								
Cothren, Parker	1-5	6	0-1	0-2	0-2	1-0								
Oruwaraye, Amani	4-2	6	1-2	3-0	DNP	DNP								
Chavis, Tyrell	2-4	6	2-3	--	0-1	--								
Taylor, Garrett	3-1	4	0-1	2-0	--	1-0								
Jordan, Ellison	1-3	4	0-1	DNP	1-2	DNP								
Gross-Matos, Yetur	2-2	4	1-1	1-0	0-1	--								
Petrishen, John	2-1	3	0-1	DNP	2-0	DNP								
Cooper, Jake	2-1	3	1-1	DNP	1-0	DNP								
Givens, Kevin	1-2	3	0-1	0-1	1-0	--								
Joseph, Daniel	2-1	3	--	DNP	2-1	DNP								
Johnson, Jan	3-0	3	2-0	DNP	1-0	DNP								
McPhearson, Zech	3-0	3	1-0	DNP	2-0	DNP								
McPhearson, Josh	2-1	3	1-1	--	--	1-0								
Thomas, Johnathan	1-1	2	DNP	DNP	0-1	1-0								
Shelton, Antonio	0-2	2	--	--	0-2	DNP								
Simmons, Shane	1-1	2	0-1	--	1-0	--								
Iyke, Immanuel	1-1	2	0-1	DNP	1-0	DNP								
Monroe, Ayron	1-1	2	DNP	--	1-1	--								
Castagna, Colin	0-1	1	--	0-1	--	--								
Blacknall, Saeed	0-1	1	--	0-1	--	--								
Charles, Irvin	1-0	1	--	1-0	--	--								
Monk, Ryan	0-1	1	0-1	DNP	--	DNP								
Vranic, Jason	1-0	1	--	DNP	1-0	DNP								
Davis, Tyler	1-0	1	1-0	--	--	--								
Castro-Fields, Tariq	0-1	1	--	0-1	--	--								
Di Leo, Frank	0-1	1	DNP	DNP	0-1	DNP								
Barkley, Saquon	1-0	1	--	--	--	1-0								
Davis, Desi	1-0	1	DNP	DNP	1-0	DNP								
Gesicki, Mike	1-0	1	--	1-0	--	--								

INDIVIDUAL GAME-BY-GAME

TFL & SACKS

TFL (Sacks)	AKRON	PITT	GSU	at Iowa	IND	at NW	MICH	at OSU	at MSU	RUT	NEB	at UMD
Allen, Marcus	0.5 (-)	1.0 (-)	--	2.0 (1.0)								
Bowen, Manny	0.5 (-)	--	0.5 (0.5)	1.0 (-)								
Brown, Cam	1.0 (-)	--	DNP	--								
Brown, Torrence	--	0.5 (-)	--	INJ								
Buchholz, Ryan	1.5 (1.0)	--	--	--								
Cabinda, Jason	--	--	--	1.5 (-)								
Campbell, Christian	0.5 (-)	--	--	--								
Cothran, Curtis	1.0 (0.5)	--	--	--								
Cothren, Parker	0.5 (-)	--	--	--								
Chavis, Tyrell	3.0 (0.5)	--	--	--								
Farmer, Koa	0.5 (-)	1.5 (1.0)	--	0.5 (-)								
Givens, Kevin	--	0.5 (-)	--	--								
Gross-Matos, Yetur	--	--	0.5 (-)	--								
Haley, Grant	--	1.0 (1.0)	--	--								
Iyke, Immanuel	DNP	DNP	1.0 (-)	DNP								
Joseph, Daniel	--	DNP	2.0 (1.0)	DNP								
Miller, Shareef	0.5 (-)	2.5 (2.0)	1.0 (-)	2.0 (-)								
Monroe, Ayron	DNP	--	1.0 (-)	--								
Petrishen, John	--	DNP	1.0 (-)	DNP								
Scott, Nick	--	0.5 (-)	--	--								
Shelton, Antonio	--	--	1.0 (0.5)	DNP								
Simmons, Shane	0.5 (-)	--	--	--								
Smith, Brandon	1.0 (-)	--	1.0 (-)	--								
Toney, Shaka	--	0.5 (-)	2.0 (1.0)	--								
Windsor, Robert	0.5 (-)	1.0 (1.0)	--	--								
Team Total	14.0 (3.0)	9.0 (5.0)	11.0 (3.0)	7.0 (1.0)								

TACKLE BREAKDOWN

RUSHING TACKLES

Cabinda, Jason	15
Allen, Marcus	13
Bowen, Manny	11
Farmer, Koa	10
Miller, Shareef	9
Windsor, Robert	8
Brown, Torrence	8
Smith, Brandon	8
Cothran, Curtis	7
Scott, Nick	7
Apke, Troy	7
Toney, Shaka	5
Miller, Jarvis	5
Buchholz, Ryan	5
Oruwariye, Amani	5
Chavis, Tyrell	5
Cothren, Parker	4
Brown, Cam	4
Jordan, Ellison	4
Cooper, Jake	3
Wade, Lamont	3
Givens, Kevin	3
Haley, Grant	3
Campbell, Christian	3
Johnson, Jan	3
Gross-Matos, Yetur	3
Petrishen, John	2
Iyke, Immanuel	2
Joseph, Daniel	2
Monroe, Ayron	2
Simmons, Shane	2
McPhearson, Zech	1
Monk, Ryan	1
Davis, Desi	1
Shelton, Antonio	1
TOTAL	175

PASSING TACKLES

Allen, Marcus	8
Apke, Troy	8
Campbell, Christian	8
Cabinda, Jason	6
Brown, Cam	4
Haley, Grant	4
Bowen, Manny	4
Wade, Lamont	3
Scott, Nick	3
Cothren, Parker	2
Farmer, Koa	2
McPhearson, Zech	2
Oruwariye, Amani	1
Petrishen, John	1
Gross-Matos, Yetur	1
Buchholz, Ryan	1
Miller, Jarvis	1
Vranic, Jason	1
Castro-Fields, Tariq	1
Smith, Brandon	1
Castagna, Colin	1
Taylor, Garrett	1
Miller, Shareef	1
TOTALS	65

SPECIAL TEAMS TACKLES

	Total	KO	Punt
Taylor, Garrett	3	--	3
McPhearson, Josh	3	3	--
Scott, Nick	3	2	1
Wade, Lamont	2	2	--
Smith, Brandon	2	1	1
Thomas, Johnathan	2	2	--
Blacknall, Saeed	1	1	--
Davis, Tyler	1	1	--
Charles, Irvin	1	1	--
Bowen, Manny	1	1	--
Di Leo, Frank	1	1	--
TOTALS	20	15	5



INDIVIDUAL GAME-BY-GAME

ALL-PURPOSE YARDS

	TOTAL	AKRON	PITT	GSU	at Iowa	IND	at NW	MICH	at OSU	at MSU	RUT	NEB	at UMD
Barkley, Saquon	1013	246	183	226	358								
Thompkins, DeAndre	286	156	43	69	18								
Hamilton, DaeSean	209	74	45	44	46								
McSorley, Trace	198	48	65	24	61								
Johnson, Juwan	197	84	4	17	92								
Gesicki, Mike	148	58	39	26	25								
Sanders, Miles	89	16	(-3)	44	32								
Blacknall, Saeed	70	--	--	64	6								
Robinson, Andre	55	(-3)	--	39	19								
Allen, Marcus	50	--	--	50	--								
Haley, Grant	46	--	42	4	--								
Stevens, Tommy	45	23	1	21	DNP								
Polk, Brandon	37	4	18	15	--								
Allen, Mark	19	DNP	DNP	19	--								
Pancoast, Tom	12	12	--	--	--								
Holland, Janathan	9	--	--	8	1								
Eury, Nick	4	DNP	DNP	4	DNP								
Apke, Troy	4	3	1	--	--								
TEAM	(-9)	(-2)	(-2)	(-3)	(-2)								

RED ZONE RECAP

PENN STATE				OPPONENT			
Opponent	Scores/Chances	Result	Pct.	Opponent	Series	Result	Pct.
AKRON	5/6	5 TD, 1 INT	83%	AKRON	--/--	--	--
PITTSBURGH	4/4	3 TD, 1 FG	100%	PITTSBURGH	3/4	1 TD, 2 FG, 1 Fumble	75%
GEORGIA STATE	3/3	3 TD	100%	GEORGIA STATE	0/1	1 Missed FG	0%
at Iowa	4/5	2 TD, 2 FG, 1 Blocked FG	80%	at Iowa	0/1	1 Blocked FG	0%
INDIANA				INDIANA			
at Northwestern				at Northwestern			
MICHIGAN				MICHIGAN			
at Ohio State				at Ohio State			
at Michigan State				at Michigan State			
RUTGERS				RUTGERS			
NEBRASKA				NEBRASKA			
at Maryland				at Maryland			
TOTAL	16/18	13 TD, 3 FG, 1 INT 1 Blocked FG	89%	TOTAL	3/6	1 TD, 2 FG, 1 Fumble 1 Missed FG, 1 Blocked FG	50%

GAME LEADERS

Opponent	Rushing Attempts	Rushing Yards	Receptions	Receiving Yards	All-Purpose Yards	Tackles
AKRON	Barkley - 14	Barkley - 172	Gesicki - 6	Johnson - 84	Barkley - 246	Three Tied - 5
PITTSBURGH	Barkley - 14	Barkley - 88	Two Tied - 4	Two Tied - 45	Barkley - 183	Allen - 13
GEORGIA STATE	Barkley - 10	Barkley - 47	Barkley - 4	Barkley - 142	Barkley - 226	Bowen - 6
at Iowa	Barkley - 28	Barkley - 211	Barkley - 12	Barkley - 94	Barkley - 358	Cabinda - 6
INDIANA						
at Northwestern						
MICHIGAN						
at Ohio State						
at Michigan State						
RUTGERS						
NEBRASKA						
at Maryland						



TURNOVER BY GAME

PENN STATE: 10 GAINED

TYPE	QTR	PLAYER	PLAYS/ YDS	1st DOWNS	RESULT
AKRON (1)					
Interception	3	Oruwariye of Woodson	10/75	4	TD
PITTSBURGH (3)					
Interception	1	Haley of Browne	1/8	--	TD
Interception	2	Apke of Browne	3/(-5)	--	Punt
Fumble	4	Windsor by DiNucci	1/(-2)	--	End of Game
GEORGIA STATE (5)					
Interception	2	Haley of Manning	1/29	--	TD
Interception	2	Allen of Manning	4/25	1	TD
Fumble	3	Givens by Manning	6/55	2	TD
Interception	3	Castro-Fields of Manning	4/42	1	TD
Fumble	4	Gross-Matos by Winchester	4/69	1	TD
at Iowa (1)					
Fumble	3	Haley by Wadley	8/75	3	TD

OPPONENT: 4 GAINED

TYPE	QTR	PLAYER	PLAYS/ YDS	1st DOWNS	RESULT
AKRON (1)					
Interception	1	Guiser of McSorley	3/3	--	Punt
PITTSBURGH (1)					
Interception	2	Jackson of McSorley	-/-	--	End of Half
GEORGIA STATE (--)					
--					
at Iowa (2)					
Interception	2	Jewell of McSorley	2/21	--	TD
Fumble	3	Jewell by McSorley	5/37	2	Missed FG



TURNOVERS BY PLAYER

FUMBLES

(#-Lost)	AKRON	PITT	GSU	at Iowa	IND	at NW	MICH	at OSU	at MSU	RUT	NEB	at UMD
McSorley, Trace	--	--	--	2-1								
Robinson, Andre	--	--	1-0	--								
Sanders, Miles	--	1-0	--	--								
Stevens, Tommy	--	--	1-0	--								

FORCED FUMBLES

	AKRON	PITT	GSU	at Iowa	IND	at NW	MICH	at OSU	at MSU	RUT	NEB	at UMD
Allen, Marcus	--	--	--	1								
Buchholz, Ryan	1	--	--	--								
Joseph, Daniel	--	DNP	1	--								
Toney, Shaka	--	--	1	--								
Windsor, Robert	--	1	--	--								

FUMBLES RECOVERED

(#-Yards)	AKRON	PITT	GSU	at Iowa	IND	at NW	MICH	at OSU	at MSU	RUT	NEB	at UMD
Givens, Kevin	--	--	1	--								
Gross-Matos, Yetur	--	--	1	--								
Haley, Grant	--	--	--	1								
Windsor, Robert	--	1	--	--								

INTERCEPTIONS

(#-Yards)	AKRON	PITT	GSU	at Iowa	IND	at NW	MICH	at OSU	at MSU	RUT	NEB	at UMD
Allen, Marcus	--	--	1-50	--								
Apke, Troy	--	1-1	--	--								
Castro-Fields, Tariq	--	--	1-0	--								
Haley, Grant	--	1-42	1-4	--								
Oruware, Amani	1-0	--	DNP	DNP								

SCORING BREAKDOWN

PENN STATE DRIVES

Totals: 24 scoring drives (20 TD, 4 FG)

Special Teams/Defensive:

Thompkins, DeAndre - Punt Return; Akron

Allen, Marcus - Safety; Pittsburgh

Miller, Shareef - Safety; at Iowa

LONGEST DRIVES BY:

Plays:	12	at Iowa (9/23)
	11	at Iowa (9/23)
Yards:	87	AKRON (9/2)
	86	GEORGIA STATE (9/16)
Time:	5:08	at Iowa (9/23)
	4:49	AKRON (9/2)

OPPONENT DRIVES

Totals: 6 (4 TD, 2 FG)

Special Teams/Defensive: None

LONGEST DRIVES BY:

Plays:	15	PITTSBURGH (9/9)
	9, 2x	Last: PITTSBURGH (9/9)
Yards:	80	at Iowa (9/23)
	77	PITTSBURGH (9/9)
Time:	5:30	PITTSBURGH (9/9)
	4:45	PITTSBURGH (9/9)



LONG PLAY BREAKDOWN

BY YARDAGE

OFFENSE

Yards	Type	Player(s)	Opponent
*85	Pass	Barkley, Saquon from McSorley, Trace	Georgia State
80	Rush	Barkley, Saquon	Akron
*46	Pass	Barkley, Saquon from McSorley, Trace	Pittsburgh
44	Rush	Barkley, Saquon	at Iowa
44	Pass	Barkley, Saquon from McSorley, Trace	Georgia State
43	Pass	Barkley, Saquon from McSorley, Trace	Akron
*41	Rush	Robinson, Andre	Georgia State
36	Rush	McSorley, Trace	Pittsburgh
*35	Pass	Blacknall, Saeed from Stevens, Tommy	Georgia State
35	Pass	Gesicki, Mike from McSorley, Trace	Akron
33	Rush	Barkley, Saquon	Georgia State
33	Pass	Johnson, Juwan from McSorley, Trace	Akron
*30	Rush	Barkley, Saquon	Akron
*29	Rush	Sanders, Miles	Georgia State
29	Pass	Hamilton, DaeSean from McSorley, Trace	Akron
28	Pass	Johnson, Juwan from McSorley, Trace	Akron
*27	Pass	Hamilton, DaeSean from McSorley, Trace	Georgia State
26	Pass	Hamilton, DaeSean from Stevens, Tommy	Akron
25	Rush	Barkley, Saquon	at Iowa
25	Rush	Barkley, Saquon	Akron
23	Pass	Hamilton, DaeSean from McSorley, Trace	at Iowa
23	Pass	Hamilton, DaeSean from McSorley, Trace	at Iowa
23	Pass	Hamilton, DaeSean from McSorley, Trace	Pittsburgh
22	Rush	Barkley, Saquon	Pittsburgh
21	Pass	Blacknall, Saeed from McSorley, Trace	Georgia State
20	Pass	Gesicki, Mike from McSorley, Trace	Georgia State

DEFENSE

Yards	Type	Player(s)	Opponent
50	INT	Allen, Marcus	Georgia State
42	INT	Haley, Grant	Pittsburgh

SPECIAL TEAMS

Yards	Type	Player(s)	Opponent
*61	PR	Thompkins, DeAndre	Akron
42	PR	Thompkins, DeAndre	Akron
37	KR	Barkley, Saquon	Georgia State
32	KR	Barkley, Saquon	Pittsburgh
27	PR	Thompkins, DeAndre	Georgia State
24	KR	Barkley, Saquon	at Iowa
20	KR	Sanders, Miles	at Iowa
20	KR	Barkley, Saquon	Akron

LONG PLAY BREAKDOWN

LONG PLAYS BY THE NUMBERS

BY YARDAGE

Yards	No.	TD
100+	--	--
90-99	--	--
80-89	2	1
70-79	--	--
60-69	1	1
50-59	1	--
40-49	7	2
30-39	8	2
20-29	17	2

BY TYPE

Type	No.	TD
Rushing	10	3
Passing	16	4
Punt returns	3	1
Kick returns	5	--
Interceptions	2	--
Fumble returns	--	--
Other	--	--
TOTAL	36	8

20+ YARD PLAYS BY PLAYER

Player	No.	TD	R	P	KR	PR	IR	FR
Barkley, Saquon	15	3	7	4	4	--	--	--
Hamilton, DaeSean	6	1	--	6	--	--	--	--
Thompkins, DeAndre	3	1	--	--	--	3	--	--
Blacknall, Saeed	2	1	--	2	--	--	--	--
Sanders, Miles	2	1	1	--	1	--	--	--
Johnson, Juwan	2	--	--	2	--	--	--	--
Gesicki, Mike	2	--	--	2	--	--	--	--
Robinson, Andre	1	1	1	--	--	--	1	--
Allen, Marcus	1	--	--	--	--	--	1	--
Haley, Grant	1	--	--	--	--	--	1	--
McSorley, Trace	1	--	1	--	--	--	--	--
TOTAL	36	8	10	16	5	3	2	--

LONGEST PLAYS OF THE YEAR

Rushing			
80	Barkley, Saquon		Akron (9/2)
Rushing Touchdown			
41	Robinson, Andre		Georgia State (9/16)
Passing			
85*	Barkley, Saquon from McSorley, Trace		Georgia State (9/16)
Passing Touchdown			
85*	Barkley, Saquon from McSorley, Trace		Georgia State (9/16)
Punt Return			
61*	Thompkins, DeAndre		Akron (9/2)
Kick Return			
37	Barkley, Saquon		Georgia State (9/16)
Interception Return			
50	Allen, Marcus		Georgia State (9/16)
Fumble Return			
None			
Punt			
56	Gillikin, Blake		Akron (9/2)
Field Goal			
47	Davis, Tyler		Akron (9/2)

PENN STATE [36 PLAYS]

Play	#	Long	Play	Opponent
Passing	16	85*	Barkley, Saquon from McSorley, Trace	Georgia State
Rushing	10	80	Barkley, Saquon	Akron
KR	5	37	Barkley, Saquon	Georgia State
PR	3	61*	Thompkins, DeAndre	Akron
INT	2	50	Allen, Marcus	Georgia State

Opp.	#	Long	Play	Type
AKRON	12	80	Barkley, Saquon	Rush
PITTSBURGH	6	46*	Barkley, Saquon from McSorley, Trace	Pass
GEORGIA STATE	12	85*	Barkley, Saquon from McSorley, Trace	Pass
at Iowa	6	44	Barkley, Saquon	Rush

INDIANA
at Northwestern
MICHIGAN
at Ohio State
at Michigan State
RUTGERS
NEBRASKA
at Maryland

OPPONENTS [15 PLAYS]

Play	#	Long	Play	Opponent
Pass	8	70*	Wadley, Akrum from Stanley, Nate	at Iowa
Rush	3	35*	Wadley, Akrum	at Iowa
KR	3	30	Kelly-Martin, Ivory	at Iowa
INT	1	33	Jewell, Josey	at Iowa

Opp.	#	Long	Play	Type
AKRON	2	24	Edwards, Van	KR
PITTSBURGH	4	32	Ollison, Qadree	Rush
GEORGIA STATE	1	22	Ifedi, Jonathan from Winchester, Aaron	Pass
at Iowa	8	70*	Wadley, Akrum from Stanley, Nate	Pass

INDIANA
at Northwestern
MICHIGAN
at Ohio State
at Michigan State
RUTGERS
NEBRASKA
at Maryland

* - touchdown scored on play



SEASON SUPERLATIVES

PENN STATE INDIVIDUAL

Rushes	28	Barkley, Saquon; at Iowa (9/23)
Yards Rushing	211	Barkley, Saquon; at Iowa (9/23)
TD Rushes	2	Barkley, Saquon; Akron (9/2)
Long Rush	80	Barkley, Saquon; Akron (9/2)
Pass Attempts	48	McSorley, Trace; at Iowa (9/23)
Pass Completions	31	McSorley, Trace; at Iowa (9/23)
Yards Passing	284	McSorley, Trace; at Iowa (9/23)
TD Passes	4	McSorley, Trace; Georgia State (9/16)
Long Pass	85	McSorley, Trace; Georgia State (9/16)
Receptions	12	Barkley, Saquon; at Iowa (9/23)
Yards Receiving	142	Barkley, Saquon; Georgia State (9/16)
TD Receptions	2	Twice: Last Gesicki, Mike; Pittsburgh (9/9)
Long Reception	85	Barkley, Saquon from McSorley, Trace; Georgia State (9/16)
Field Goals	2	Davis, Tyler; at Iowa (9/23)
Long Field Goal	47	Davis, Tyler; Akron (9/2)
Punts	6	Gillikin, Blake; Pittsburgh (9/9)
Punting Avg	50.0	Gillikin, Blake; Akron (9/2)
Long Punt	56	Gillikin, Blake; Akron (9/2)
Punts Inside 20	4	Gillikin, Blake; Pittsburgh (9/9)
Long Punt Return	61	Thompkins, DeAndre; Akron (9/2)
Long Kickoff Return	37	Barkley, Saquon; Georgia State (9/16)
Tackles	13	Allen, Marcus; Pittsburgh (9/9)
Sacks	2.0	Miller, Shareef; Pittsburgh (9/9)
Tackles For Loss	3.0	Chavis, Tyrell; Akron (9/2)
Interceptions	1	Six Times: Last Allen, Marcus; Georgia State (9/16) Haley, Grant; Georgia State (9/16) Castro-Fields, Tariq, Georgia State (9/16)

OPPONENT INDIVIDUAL

Rushes	29	Bateman, Taz; Georgia State (9/16)
Yards Rushing	100	Bateman, Taz; Georgia State (9/16)
TD Rushes	1	Twice: Last Wadley, Akrum; at Iowa (9/23)
Long Rush	35	Wadley, Akrum; at Iowa (9/23)
Pass Attempts	32	Browne, Max; Pittsburgh (9/9)
Pass Completions	19	Browne, Max; Pittsburgh (9/9)
Yards Passing	191	Stanley, Nate; at Iowa (9/23)
TD Passes	2	Stanley, Nate; at Iowa (9/23)
Long Pass	70	Stanley, Nate; at Iowa (9/23)
Receptions	7	Hart, Penny; Georgia State (9/16)
Yards Receiving	75	Wadley, Akrum; at Iowa (9/23)
TD Receptions	1	Twice: Last Easley, Nick; at Iowa (9/23) Wadley, Akrum; at Iowa (9/23)
Long Reception	70	Wadley, Akrum; at Iowa (9/23)
Field Goals	2	Kessman, Alex; Pittsburgh (9/9)
Long Field Goal	28	Kessman, Alex; Pittsburgh (9/9)
Punts	11	Gasser, Nick, Akron (9/2)
Punting Avg	44.4	Winslow, Ryan; Pittsburgh (9/9)
Long Punt	54	Winslow, Ryan; Pittsburgh (9/9)
Punts Inside 20	3	Holdenson, Oliver; Georgia State (9/16)
Long Punt Return	13	Henderson, Quadree; Pittsburgh (9/9)
Long Kickoff Return	30	Kelly-Martin, Ivory; at Iowa (9/23)
Tackles	16	Jewell, Josey; at Iowa (9/23)
Sacks	2.5	Nelson, Anthony; at Iowa (9/23)
Tackles For Loss	3.0	Twice: Last Jewell, Josey; at Iowa (9/23)
Interceptions	1	Three Times: Last Jewell, Josey; at Iowa (9/23)

PENN STATE TEAM

	Highs	Lows
Rushes	51, at Iowa (9/23)	24, Twice: Last Georgia State (9/16)
Yards Rushing	295, at Iowa (9/23)	148, Pittsburgh (9/9)
Yards Per Rush	7.3, Akron (9/2)	6.2, Pittsburgh (9/9)
TD Rushes	4, Akron (9/2)	1, Twice: Last at Iowa (9/23)
Pass Attempts	48, at Iowa (9/23)	28, Pittsburgh (9/9)
Pass Completions	31, at Iowa (9/23)	15, Pittsburgh (9/9)
Yards Passing	360, Georgia State (9/16)	164, Pittsburgh (9/9)
Yards Per Completion	17.1, Georgia State (9/16)	9.2, at Iowa (9/23)
TD Passes	5, Georgia State (9/16)	1, at Iowa (9/23)
Total Plays	99, at Iowa (9/23)	52, Pittsburgh (9/9)
Total Offense	579, at Iowa (9/23)	312, Pittsburgh (9/9)
Yards Per Play	9.9, Georgia State (9/16)	5.8, at Iowa (9/23)
Points	19, at Iowa (9/23)	33, Pittsburgh (9/9)
Sacks By	5, Pittsburgh (9/9)	1, at Iowa (9/23)
First Downs	29, at Iowa (9/23)	14, Pittsburgh (9/9)
Penalties	8, at Iowa (9/23)	1, Pittsburgh (9/9)
Penalty Yards	90, at Iowa (9/23)	15, Pittsburgh (9/9)
Turnovers	2, at Iowa (9/23)	0, Georgia State (9/16)
Interceptions By	3, Georgia State (9/16)	1, Twice: at Iowa (9/23)
Punts	6, Pittsburgh (9/9)	2, Akron (9/2)
Punting Avg.	50.0, Akron (9/2)	39.8, at Iowa (9/23)
Long Punt	56, Akron (9/2)	49, Pittsburgh (9/9)
Punts Inside 20	4, Pittsburgh (9/9)	0, Akron (9/2)
Long Punt Return	61, Akron (9/2)	4, at Iowa (9/23)

OPPONENT TEAM

	Highs	Lows
Rushes	49, Georgia State (9/16)	23, at Iowa (9/23)
Yards Rushing	155, Pittsburgh (9/9)	73, Akron (9/2)
Yards Per Rush	3.4, Pittsburgh (9/9)	2.1, Akron (9/2)
TD Rushes	1, Twice: at Iowa (9/23)	0, Twice: Last Georgia State (9/16)
Pass Attempts	41, Pittsburgh (9/9)	22, at Iowa (9/23)
Pass Completions	24, Pittsburgh (9/9)	13, at Iowa (9/23)
Yards Passing	191, at Iowa (9/23)	86, Akron (9/2)
Yards Per Completion	14.7, at Iowa (9/23)	3.0, Akron (9/2)
TD Passes	2, at Iowa (9/23)	0, Three Times: Last Georgia State (9/16)
Total Plays	86, Pittsburgh (9/9)	45, at Iowa (9/23)
Total Offense	342, Pittsburgh (9/9)	159, Akron (9/2)
Yards Per Play	6.1, at Iowa (9/23)	2.5, Akron (9/2)
Points	19, at Iowa (9/23)	0, Twice: Last Georgia State (9/16)
Sacks By	4, at Iowa (9/23)	0, Akron (9/2)
First Downs	24, Pittsburgh (9/9)	11, at Iowa (9/23)
Penalties	9, Akron (9/2)	3, Twice: Last at Iowa (9/23)
Penalty Yards	84, Akron (9/2)	25, Twice: Last at Iowa (9/23)
Turnovers	5, Georgia State (9/16)	1, Twice: Last at Iowa (9/23)
Interceptions By	1, Twice: Last Pittsburgh (9/9)	0, Twice: Last at Iowa (9/23)
Punts	11, Akron (9/2)	5, Pittsburgh (9/9)
Punting Avg.	44.4, Pittsburgh (9/9)	36.9, Georgia State (9/16)
Long Punt	55, Pittsburgh (9/9)	41, Georgia State (9/16)
Punts Inside 20	3, Georgia State (9/16)	1, Pittsburgh (9/9)
Long Punt Return	13, Pittsburgh (9/9)	(-), Pittsburgh (9/9)



THE LAST TIME...

PENN STATE

100+ Yards Rushing:	211, Saquon Barkley at Iowa, 2017
150+ Yards Rushing:	211, Saquon Barkley at Iowa, 2017
200+ Yards Rushing:	211, Saquon Barkley at Iowa, 2017
300+ Yards Rushing:	327, Larry Johnson at Indiana, 2002
30-34 Rushing Attempts:	33, Saquon Barkley at Indiana, 2016
35+ Rushing Attempts:	35, Zach Zwinak vs. Nebraska, 2013
Three Touchdowns Rushing:	Saquon Barkley (4) at Pittsburgh, 2016
Four Touchdowns Rushing:	Saquon Barkley at Pittsburgh, 2016
Five Touchdowns Rushing:	Ki-Jana Carter vs. Michigan State, 1994
60+ Yard Run:	80, Saquon Barkley vs. Akron, 2017
70+ Yard Run:	80, Saquon Barkley vs. Akron, 2017
80+ Yard Run:	80, Saquon Barkley vs. Akron, 2017
90+ Yard Run:	92, Bill Belton at Indiana, 2014
Two Players Rush For 100 Yards:	Saquon Barkley (195) & Akeel Lynch (120) vs. Rutgers, 2015
Four Rushing TD in One Quarter:	vs. UMass, 2014 (2nd; Belton (2), Zwinak (2))
300+ Yards Passing:	309, Trace McSorley vs. Georgia State, 2017
350+ Yards Passing:	384, Trace McSorley vs. Wisconsin, 2016 &
400+ Yards Passing:	454, Christian Hackenberg vs. UCF, 2014 #
20-24 Pass Completions:	31, Trace McSorley at Iowa, 2017
25-29 Pass Completions:	31, Trace McSorley at Iowa, 2017
30-34 Pass Completions:	31, Trace McSorley at Iowa, 2017
35+ Pass Completions:	35, Matt McGloin vs. Northwestern, 2012
30-39 Pass Attempts:	48, Trace McSorley at Iowa, 2017
40-49 Pass Attempts:	48, Trace McSorley at Iowa, 2017
50+ Pass Attempts:	50, Christian Hackenberg vs. Boston College, 2014 %
Four Touchdown Passes:	Trace McSorley vs. Georgia State, 2017
Five Touchdown Passes:	Rashard Casey vs. Louisiana Tech, 2000
Four Interceptions Thrown:	Zack Mills at Boston College, 2004
300+ Yards Total Offense:	345, Trace McSorley (284 P, 61 R) at Iowa, 2017
350+ Yards Total Offense:	364, Trace McSorley (384 P, -20 R) vs. Wisconsin, 2016 &
400+ Yards Total Offense:	408, Trace McSorley (335 P, 73 R) vs. Minnesota, 2016
100+ Yards Receiving:	142, Saquon Barkley vs. Georgia State, 2017
150+ Yards Receiving:	187, Chris Godwin vs. USC, 2016 ^
200+ Yards Receiving:	216, Deon Butler vs. Northwestern, 2006
Two Players w/ 100 Yards Receiving:	Saeed Blacknall (155) & DaeSean Hamilton (118) vs. Wisconsin, 2016 &
Two Players w/ 150 Yards Receiving:	Geno Lewis (173) & DaeSean Hamilton (165) vs. UCF, 2014 #
Back-to-Back 100 Yards Receiving Games:	Chris Godwin, 2015 (103 at Ohio State; 135 vs. Maryland)
Three Straight 100-yard Receiving Games:	Allen Robinson, 2013
10+ Receptions:	(133 vs. Syracuse; 129 vs. Eastern Michigan; 143 vs. UCF)
50+ Yard Reception:	12, Saquon Barkley at Iowa, 2017
60+ Yard Reception:	85, Saquon Barkley from Trace McSorley vs. Georgia State, 2017
70+ Yard Reception:	85, Saquon Barkley from Trace McSorley vs. Georgia State, 2017
80+ Yard Reception:	85, Saquon Barkley from Trace McSorley vs. Georgia State, 2017
Three Touchdowns Receiving:	Allen Robinson vs. Indiana, 2012
Four Touchdowns Receiving:	Bobby Engram vs. Minnesota, 1993
150+ All-Purpose Yards:	358 (211 Rush, 94 Rec, 53 KR), Saquon Barkley at Iowa, 2017 (SR)
200+ All-Purpose Yards:	358 (211 Rush, 94 Rec, 53 KR), Saquon Barkley at Iowa, 2017 (SR)
250+ All-Purpose Yards:	358 (211 Rush, 94 Rec, 53 KR), Saquon Barkley at Iowa, 2017 (SR)
300+ All-Purpose Yards:	358 (211 Rush, 94 Rec, 53 KR), Saquon Barkley at Iowa, 2017 (SR)
Five Touchdowns Scored:	5 (4 rushing, 1 receiving) Saquon Barkley at Pittsburgh, 2016
Kickoff Return For Touchdown:	95, Chaz Powell vs. Indiana State, 2011
Rushing, Receiving & Kickoff Return TDs:	Derrick Williams vs. Illinois, 2008
100-Yard Kickoff Return:	100, Chaz Powell vs. Youngstown State, 2010
Punt Return For Touchdown:	61, DeAndre Thompkins vs. Akron, 2017
80-Yard Punt Return:	81, Bryant Johnson vs. Michigan State, 2002
Zero Punts in a Game:	Purdue, 2013
Multiple Interceptions:	2, Trevor Williams at Rutgers, 2014
90-Yard Interception Return:	99, Michael Mauti at Illinois, 2012
Interception Return For Touchdown:	30, Amani Oruwariye vs. Kent State, 2016
Five Interceptions in a Game (Team):	at Rutgers, 2014
Fumble Return For Touchdown:	9 yards, Torrence Brown at Indiana, 2016
Blocked Field Goal:	Troy Apke at Iowa, 2017
Blocked Field Goal For Touchdown:	60 yards, Grant Haley vs. Ohio State, 2016 (Marcus Allen block)
Blocked Extra Point:	Parker Cothren at Northwestern, 2015
Blocked Punt:	Juwan Johnson at Rutgers, 2016
Blocked Punt For Touchdown:	0 yards, Michael Yancich vs. Ohio State, 2012 (Mike Hull block)
Safety:	Shareef Miller (tackle in end zone) at Iowa, 2017
50-Yard Field Goal:	50, Sam Ficken vs. Temple, 2014
Four Field Goals:	Tyler Davis at Rutgers, 2016
Five Field Goals:	Collin Wagner vs. Temple, 2010

OPPONENT

100+ Yards Rushing:	100, Taz Bateman, Georgia State, 2017
150+ Yards Rushing:	164, Corey Clement, Wisconsin, 2016 &
200+ Yards Rushing:	203, BenJarvis Green-Ellis, Indiana, 2003
30-34 Rushing Attempts:	30, Jeremy Langford, Michigan State, 2014
35+ Rushing Attempts:	44, Mike Hart, Michigan, 2007 (OR)
Three Touchdowns Rushing:	Trevor Siemian, Northwestern, 2014
Four Touchdowns Rushing:	Montee Ball, Wisconsin, 2011
50+ Yard Run:	67, Corey Clement, Wisconsin, 2016 &
60+ Yard Run:	67, Corey Clement, Wisconsin, 2016 &
70+ Yard Run:	74, Curtis Samuel, Ohio State, 2016
Two Players Rush For 100 Yards:	Rodney Smith (104) & Shannon Brooks (100), Minnesota, 2016
300+ Yards Passing:	453, Sam Darnold, USC, 2016 ^
400+ Yards Passing:	453, Sam Darnold, USC, 2016 ^
500+ Yards Passing:	532, Case Keenum, Houston, 2011 (OR) *
25-29 Pass Completions:	28, J.T. Barrett, Ohio State, 2016
30-44 Pass Completions:	33, Sam Darnold, USC, 2016 ^
45+ Pass Completions:	45, Case Keenum, Houston, 2011 (OR) *
30-39 Pass Attempts:	32, Max Browne, Pittsburgh, 2017
40-49 Pass Attempts:	40, Richard Lagow, Indiana, 2016
50+ Pass Attempts:	53, Sam Darnold, USC, 2016 ^
60+ Pass Attempts:	61, Brian Hoyer, Michigan State, 2006
Four Touchdown Passes:	Sam Darnold (5), USC, 2016 ^
Five Touchdown Passes:	Sam Darnold, USC, 2016 ^
Four Interceptions Thrown:	P.J. Walker, Temple, 2014
Five Interceptions Thrown:	Gary Nova, Rutgers, 2014
300+ Yards Total Offense:	473, Sam Darnold (453 P, 20 R), USC, 2016 ^
400+ Yards Total Offense:	473, Sam Darnold (453 P, 20 R), USC, 2016 ^
500+ Yards Total Offense:	542, C. Keenum (532 P, 10 R), Houston, 2011 (OR) *
100+ Yards Receiving:	164, Deonta Burnett & 133, JuJu Smith-Schuster, USC, 2016 ^
150+ Yards Receiving:	164, Deonta Burnett, USC, 2016 ^
200+ Yards Receiving:	228, Patrick Edwards, Houston, 2011 *
10+ Receptions:	13, Deonta Burnett, USC, 2016 ^
70+ Yard Reception:	70, Akrum Wadley from Nate Stanley, Iowa, 2017
80+ Yard Reception:	80, D. Barnes from K. Hess, Youngstown State, 2010
90+ Yard Reception:	99, Thomas Lewis from John Pací, Indiana, 1993
Three Touchdown Receptions:	Deonta Burnett, USC, 2016 ^
Kickoff Return For Touchdown:	96, Solomon Vault, Northwestern, 2015
90-Yard Kickoff Return:	96, Solomon Vault, Northwestern, 2015
100-Yard Kickoff Return:	100, Rashaad Penny, San Diego State, 2015
Punt Return For Touchdown:	75, Venric Mark, Northwestern, 2012
70-Yard Punt Return:	75, Venric Mark, Northwestern, 2012
80-Yard Punt Return:	87, Willie Reid, Florida State, 2005 !
Interception Return For Touchdown:	13, Malik McDowell, Michigan State, 2015
Fumble Return For Touchdown:	12, Ryan Connelly, Wisconsin, 2016 &
Blocked Punt:	Lorenzo Harrison, Maryland, 2016
Blocked Punt For Touchdown:	27, Larentee McCray, Florida, 2011 \$
Blocked Field Goal:	Anthony Nelson, Iowa, 2017
Blocked Extra Point:	Rob Bain (2X), Illinois, 2015
Safety:	Team (snap out of the end zone on punt), Ohio State, 2016
Defensive Extra Point:	99, D.J. Johnson, Iowa, 2002
50-Yard Field Goal:	50, Derek Dimke, Illinois, 2010
Four Field Goals:	Michael Geiger, Michigan State, 2016

& - Big Ten Championship Game | # - Croke Park Classic (Dublin, Ireland) | ! - Orange Bowl | \$ - Outback Bowl | ^ - Rose Bowl
* - TicketCity Bowl | % - Pinstripe Bowl

(SR) - School Record | (OR) - Opponent Record



OFFENSIVE STARTERS

OPPONENT	LT	LG	C	RG	RT	TE	QB	RB	WR (X)	WR (H)	WR (Z)
AKRON	Bates	Gonzalez	McGovern	Mahon	Wright	Gesicki	McSorley	Barkley	Johnson	Hamilton	Thompkins
PITTSBURGH	Bates	Gonzalez	McGovern	Mahon	Wright	Gesicki	McSorley	Barkley	Johnson	Hamilton	Thompkins
GEORGIA STATE	Bates	Fries	McGovern	Gonzalez	Wright	Gesicki	McSorley	Barkley	Johnson	Hamilton	Thompkins
at Iowa	Bates	Gonzalez	McGovern	Mahon	Nelson	Gesicki	McSorley	Barkley	Johnson	Hamilton	Thompkins
INDIANA											
at Northwestern											
MICHIGAN											
at Ohio State											
at Michigan State											
RUTGERS											
NEBRASKA											
at Maryland											

DEFENSIVE STARTERS

OPPONENT	DE	DT	DT	DE	SLB	MLB	WLB	BCB	FS	SS	FCB
AKRON	S. Miller	Cothran	Cothren	T. Brown	Farmer	Cabinda	Bowen	Campbell	Allen	Apke	Haley
PITTSBURGH	S. Miller	Cothran	Cothren	T. Brown	Farmer	Cabinda	Bowen	Campbell	Allen	Apke	Haley
GEORGIA STATE	S. Miller	Cothran	Cothren	T. Brown	Farmer	Cabinda	Bowen	Campbell	Allen	Apke	Haley
at Iowa	S. Miller	Cothran	Cothren	Buchholz	Farmer	Cabinda	Bowen	Campbell	Allen	Apke	Haley
INDIANA											
at Northwestern											
MICHIGAN											
at Ohio State											
at Michigan State											
RUTGERS											
NEBRASKA											
at Maryland											

CAREER STARTS

Player	'14	'15	'16	'17	Total
Hamilton, DaeSean (WR)	13	12	13	4	42
Allen, Marcus (S)	7	12	14	4	37
Mahon, Brendan (OL)	9	11	9	3	33
Nelson, Andrew (OL)	13	8	6	1	29
Cabinda, Jason (LB)	1	13	9	4	28
Gesicki, Mike (TE/H)	1	8	14	4	27
Haley, Grant (CB)	-	11	11	4	26
Barkley, Saquon (RB)	-	6	14	4	24
Reid, John (CB)	-	2	14	-	16
Bates, Ryan (OL)	-	-	14	4	18
McSorley, Trace (QB)	-	-	14	4	18
Cothren, Parker (DT)	-	-	13	4	17
Bowen, Manny (LB)	-	-	12	4	16
McGovern, Connor (OL)	-	-	9	4	13
Blacknall, Saeed (WR)	1	3	7	-	11
Cothran, Curtis (DT)	-	-	8	4	13
Thompkins, DeAndre (WR)	-	-	7	4	11
Campbell, Christian (CB)	1	-	3	4	8

Player	'14	'15	'16	'17	Total
Gonzalez, Steven (OL)	-	-	3	4	8
Wright, Chasz (OL)	-	-	5	3	8
Brown, Torrence (DE)	-	-	4	3	7
Givens, Kevin (DT)	-	-	6	-	6
Apke, Troy (S)	-	1	1	4	6
Farmer, Koa (LB)	-	-	2	4	6
Johnson, Juwan (WR)	-	-	1	4	5
Miller, Shareef (DE)	-	-	-	4	4
Cooper, Jake (LB)	-	1	2	-	3
Polk, Brandon (WR)	-	3	-	-	3
Brown, Cam (LB)	-	-	2	-	2
Smith, Brandon (LB)	-	-	2	-	2
Allen, Mark (RB)	-	1	-	-	1
Buchholz, Ryan (DE)	-	-	-	-	1
Fries, Will (OL)	-	-	-	1	1
Scott, Nick (S)	-	1	-	-	1
Windsor, Robert (DT)	-	-	1	-	1



PARTICIPATION CHART

	GP/GS	AKRON	PITT	GSU	at Iowa	IND	at NW	MICH	at OSU	at MSU	RUT	NEB	at UMD
2 Allen, Marcus	4/4	ST	ST	ST	ST								
8 Allen, Mark	2/-	--	--	--	P								
28 Apke, Troy	4/4	ST	ST	ST	ST								
41 Arcangelo, Joe	1/-	--	--	P	--								
90 Barbir, Alex	2/-	P	--	P	--								
26 Barkley, Saquon	4/4	ST	ST	ST	ST								
52 Bates, Ryan	4/4	ST	ST	ST	ST								
13 Blacknall, Saeed	4/-	P	P	P	P								
43 Bowen, Manny	4/4	ST	ST	ST	ST								
6 Brown, Cam	3/-	P	P	--	P								
19 Brown, Torrence	3/3	ST	ST	ST	ST	INJ							
97 Buchholz, Ryan	4/1	P	P	P	P	ST							
40 Cabinda, Jason	4/4	ST	ST	ST	ST	ST							
1 Campbell, Christian	4/4	ST	ST	ST	ST	ST							
46 Castagna, Colin	4/-	P	P	P	P	P							
5 Castro-Fields, Tariq	4/-	P	P	P	P	P							
11 Charles, Irvin	4/-	P	P	P	P	P							
56 Chavis, Tyrell	4/-	P	P	P	P	P							
33 Cooper, Jake	2/-	P	--	P	--								
52 Cothran, Curtis	4/4	ST	ST	ST	ST	ST							
41 Cothren, Parker	4/4	ST	ST	ST	ST	ST							
87 Darien, Dae'Lun	1/-	--	--	P	--								
12 Davis, Desi	1/-	--	--	P	--								
95 Davis, Tyler	4/-	P	P	P	P	P							
39 Di Leo, Frank	1/-	--	--	P	--								
40 Eury, Nick	1/-	--	--	P	--								
7 Farmer, Koa	4/4	ST	ST	ST	ST	ST							
16 Fessler, Billy	4/-	P	P	P	P	P							
71 Fries, Will	4/1	P	P	ST	P								
51 Gellerstedt, Alex	4/-	P	P	P	P	P							
88 Gesicki, Mike	4/4	ST	ST	ST	ST	ST							
93 Gillikin, Blake	4/-	P	P	P	P	P							
30 Givens, Kevin	4/-	P	P	P	P	P							
74 Gonzalez, Steven	4/4	ST	ST	ST	ST	ST							
99 Gross-Matos, Yetur	4/-	P	P	P	P	P							
15 Haley, Grant	4/4	ST	ST	ST	ST	ST							
5 Hamilton, DaeSean	4/4	ST	ST	ST	ST	ST							
86 Hodgens, Cody	1/-	--	--	P	--								
18 Holland, Jonathan	4/-	P	P	P	P	P							
96 Iyke, Immanuel	2/-	P	--	P	--								
76 Jenkins, Sterling	1/-	--	--	P	--								
36 Johnson, Jan	2/-	P	--	P	--								
84 Johnson, Juwan	4/4	ST	ST	ST	ST	ST							
42 Jordan, Ellison	2/-	P	--	P	--								
49 Joseph, Daniel	2/-	P	--	P	--								
85 Lutz, Isaac	1/-	--	--	P	--								
70 Mahon, Brendan	3/3	ST	ST	--	ST								
66 McGovern, Conner	4/4	ST	ST	ST	ST	ST							
39 McPhearson, Josh	4/-	P	P	P	P	P							
14 McPhearson, Zech	2/-	P	--	P	--								
9 McSorley, Trace	4/4	ST	ST	ST	ST	ST							
62 Menet, Michael	3/-	P	--	P	P								
9 Miller, Jarvis	4/-	P	P	P	P	P							
48 Miller, Shareef	4/4	ST	ST	ST	ST	ST							
91 Monk, Ryan	2/-	P	--	P	--								
23 Monroe, Ayron	3/-	--	P	P	P	P							
59 Nelson, Andrew	3/1	--	P	P	P	ST							
21 Oruwariye, Amani	2/-	P	P	--	--	--							
89 Pancoast, Tom	4/-	P	P	P	P	P							
92 Pasquariello, Daniel	1/-	--	--	P	--								
16 Petrishen, John	2/-	P	--	P	--								
10 Polk, Brandon	4/-	P	P	P	P	P							
6 Robinson, Andre	4/-	P	P	P	P	P							
24 Sanders, Miles	4/-	P	P	P	P	P							
4 Scott, Nick	4/-	P	P	P	P	P							
55 Shelton, Antonio	3/-	P	P	P	P	--							
82 Shoop, Tyler	1/-	--	--	P	--								
79 Shuman, Charlie	1/-	--	--	P	--								
15 Shuster, Mike	1/-	--	--	P	--								
34 Simmons, Shane	4/-	P	P	P	P	P							
64 Simpson, Zach	4/-	P	P	P	P	P							
47 Smith, Brandon	4/-	P	P	P	P	P							
2 Stevens, Tommy	3/-	P	P	P	P	--							
17 Taylor, Garrett	4/-	P	P	P	P	P							
20 Thomas, Johnathan	2/-	--	--	P	P								
3 Thompkins, DeAndre	4/4	ST	ST	ST	ST	ST							
18 Toney, Shaka	4/-	P	P	P	P	P							
96 Vasey, Kyle	4/-	P	P	P	P	P							
51 Vranic, Jason	2/-	P	--	P	--								
38 Wade, Lamont	4/-	P	P	P	P	P							
54 Windsor, Robert	4/-	P	P	P	P	P							
77 Wright, Chasz	3/3	ST	ST	ST	--								



2017 RESULTS & STATISTICS

Date	PSU Rank	Opponent (Rank)	Score	Attendance	Big Ten	Overall
Sept. 2	6/6	AKRON	W, 52-0	101,684	--	1-0
Sept. 9	4/4	PITTSBURGH	W, 33-14	109,898	--	2-0
Sept. 16	5/5	GEORGIA STATE	W, 56-0	102,746	--	3-0
Sept. 23	4/4	at Iowa *	W, 21-19	66,205	1-0	4-0
Sept. 30		INDIANA *				
Oct. 7		at Northwestern *				
Oct. 21		MICHIGAN *				
Oct. 28		at Ohio State *				
Nov. 4		at Michigan State *				
Nov. 11		RUTGERS *				
Nov. 18		NEBRASKA *				
Nov. 25		at Maryland *				

(*) Big Ten Conference game; Rankings - AP/Coaches.

TEAM STATISTICS	Penn State	Opponent
SCORING	162	33
Points Per Game	40.5	8.2
Points Off Turnovers	56	7
FIRST DOWNS	86	68
Rushing	36	29
Passing	46	33
Penalty	4	6
RUSHING YARDAGE	856	460
Yards Gained Rushing	937	599
Yards Lost Rushing	81	139
Rushing Attempts	133	151
Average Per Rush	6.4	3.0
Average Per Game	214.0	115.0
TDs Rushing	9	2
PASSING YARDAGE	1130	634
Comp-Att-Int	88-136-3	69-124-6
Average Per Pass	8.3	5.1
Average Per Catch	12.8	9.2
Average Per Game	282.5	158.5
TDs Passing	11	2
TOTAL OFFENSE	1986	1094
Total Plays	269	275
Average Per Play	7.4	4.0
Average Per Game	496.5	273.5
KICK RETURNS: #-Yards	8-180	11-211
PUNT RETURNS: #-Yards	13-219	5-5
INT RETURNS: #-Yards	6-97	3-35
KICK RETURN AVERAGE	22.5	19.2
PUNT RETURN AVERAGE	16.8	1.0
INT RETURN AVERAGE	16.2	11.7
FUMBLES-LOST	5-1	6-4
PENALTIES-Yards	19-195	21-189
Average Per Game	48.8	47.2
PUNTS-Yards	16-699	30-1203
Average Per Punt	43.7	40.1
Net Punt Average	42.1	32.8
KICKOFFS-Yards	28-1782	12-780
Average Per Kick	63.6	65.0
Net Kick Average	43.6	41.7
TIME OF POSSESSION/Game	28:00	32:00
3RD-DOWN Conversions	17/48 (35%)	23/66 (35%)
4TH-DOWN Conversions	4/6 (67%)	3/4 (75%)
SACKS BY-Yards	12-71	6-29
MISC YARDS	-7	-2
TOUCHDOWNS SCORED	21	4
FIELD GOALS-ATTEMPTS	4-8	2-4
ON-SIDE KICKS	--	--
RED-ZONE SCORES	(16-18) 89%	(3-6) 50%
RED-ZONE TOUCHDOWNS	(13-18) 72%	(1-6) 17%
PAT-ATTEMPTS	(20-20) 100%	(1-1) 100%
ATTENDANCE	314328	66205

SCORE BY QUARTERS	1	2	3	4	Total	Average
Penn State	45	44	41	32	162	40.5
Opponents	--	10	3	20	33	8.2

PASSING	G	Rating	C-A-I	Pct.	Yards	TD	LP	Avg./G
McSorley, Trace	4	158.15	82-124-3	66.1	1037	10	85	259.2
Stevens, Tommy	3	154.40	5-10-0	50.0	85	1	35	28.3
Fessler, Billy	4	83.60	1-2-0	50.0	8	--	8	2.0
Total	4	156.78	88-136-3	64.7	1130	11	85	282.5
Opponents	4	94.24	69-124-6	55.6	634	2	70	158.5

Statistician's Note

Passing rating formula: [(8.4 x yards) + (330 x touchdowns) - (200 x interceptions) + (100 x completions)] / attempts.

RUSHING	G	Att.	Yards	Avg./Att.	TD	LG	Avg./G
Barkley, Saquon	4	66	518	7.8	4	80	129.5
McSorley, Trace	4	40	198	4.9	2	36	49.5
Sanders, Miles	4	6	63	10.5	1	29	15.8
Robinson, Andre	4	8	55	6.9	1	41	13.8
Stevens, Tommy	3	6	18	3.0	1	12	6.0
Allen, Mark	2	2	9	4.5	--	8	4.5
Eury, Nick	1	1	4	4.0	--	4	4.0
TEAM	4	4	(-9)	-2.2	--	--	-2.2
Total	4	133	856	6.4	9	80	214.0
Opponents	4	151	460	3.0	2	35	115.0

RECEIVING	G	No.	Yards	Avg./Rec.	TD	LG	Avg./G
Barkley, Saquon	4	23	335	14.6	2	85	83.8
Gesicki, Mike	4	17	148	8.7	4	35	37.0
Johnson, Juwan	4	14	197	14.1	1	33	49.2
Hamilton, DaeSean	4	11	209	19.0	1	29	52.2
Thompkins, DeAndre	4	8	80	10.0	--	15	20.0
Blacknall, Saeed	4	4	70	17.5	1	35	17.5
Stevens, Tommy	3	4	27	6.8	1	10	9.0
Polk, Brandon	4	3	37	12.3	1	18	9.2
Holland, Jonathan	4	2	9	4.5	--	8	2.2
Pancoast, Tom	4	1	12	12.0	--	12	3.0
Sanders, Miles	4	1	6	6.0	--	6	1.5
Total	4	88	1130	12.8	11	85	282.5
Opponents	4	69	634	9.2	2	70	158.5

TOTAL OFFENSE	G	Plays	Rushing	Passing	Total	Avg./G
McSorley, Trace	4	164	198	1037	1235	308.8
Barkley, Saquon	4	66	518	--	518	129.5
Stevens, Tommy	3	16	18	85	103	34.3
Sanders, Miles	4	6	63	--	63	15.8
Robinson, Andre	4	8	55	--	55	13.8
Allen, Mark	2	2	9	--	9	4.5
Fessler, Billy	4	2	--	8	8	2.0
Eury, Nick	1	1	4	--	4	4.0
TEAM	4	4	-9	--	-9	-2.2
Total	4	269	856	1130	1986	496.5
Opponents	4	275	460	634	1094	273.5

KICKOFF RETURNS	No.	Yards	Avg./Ret.	TD	LG
Barkley, Saquon	7	160	22.9	--	37
Sanders, Miles	1	20	20.0	--	20
Total	8	180	22.5	--	37
Opponents	11	211	19.2	--	30

PUNT RETURNS	No.	Yards	Avg./Ret.	TD	LG
Thompkins, DeAndre	11	206	18.7	1	61
Apke, Troy	1	3	3.0	--	3
Allen, Mark	1	10	10.0	--	10
Total	13	219	16.8	1	61
Opponents	5	5	1.0	--	13

ALL-PURPOSE YARDAGE	G	Rushing	Receiving	Punt Returns	KO Returns	Int. Returns	Total	Avg./G
Barkley, Saquon	4	518	335	--	160	--	1013	253.2
Thompkins, DeAndre	4	--	80	206	--	--	286	71.5
Hamilton, DaeSean	4	--	209	--	--	--	209	52.2
McSorley, Trace	4	198	--	--	--	--	198	49.5
Johnson, Juwan	4	--	197	--	--	--	197	49.2
Gesicki, Mike	4	--	148	--	--	--	148	37.0
Sanders, Miles	4	63	6	--	20	--	89	22.2
Blacknall, Saeed	4	--	70	--	--	--	70	17.5
Robinson, Andre	4	55	--	--	--	--	55	13.8
Allen, Marcus	4	--	--	--	--	50	50	12.5
Haley, Grant	4	--	--	--	--	46	46	11.5
Stevens, Tommy	3	18	27	--	--	--	45	15.0
Polk, Brandon	4	--	37	--	--	--	37	9.2
Allen, Mark	2	9	--	10	--	--	19	9.5
Pancoast, Tom	4	--	12	--	--	--	12	3.0
Holland, Jonathan	4	--	9	--	--	--	9	2.2
Apke, Troy	4	--	--	3	--	1	4	1.0
Eury, Nick	1	4	--	--	--	--	4	4.0
TEAM	4	-9	--	--	--	--	-9	-2.2
Total	4	856	1130	219	180	97	2482	620.5
Opponents	4	460	634	5	211	35	1345	336.2

..... Points After Touchdown

SCORING	TD	FG	Kick	Rush	Rec.	Pass	DXP	Saf	Points
Barkley, Saquon	6	--	--	--	--	--	--	--	36
Davis, Tyler	--	4-8	20-20	--	--	--	--	--	32
Gesicki, Mike	4	--	--	--	--	--	--	--	24
McSorley, Trace	2	--	--	--	--	--	--	--	12
Stevens, Tommy	2	--	--	--	--	--	--	--	12
Blacknall, Saeed	1	--	--	--	--	--	--	--	6
Polk, Brandon	1	--	--	--	--	--	--	--	6
Johnson, Juwan	1	--	--	--	--	--	--	--	6
Sanders, Miles	1	--	--	--	--	--	--	--	6
Robinson, Andre	1	--	--	--	--	--	--	--	6
Hamilton, DaeSean	1	--	--	--	--	--	--	--	6
Thompkins, DeAndre	1	--	--	--	--	--	--	--	6
Miller, Shareef	--	--	--	--	--	--	--	1	2
Allen, Marcus	--	--	--	--	--	--	--	1	2
TEAM	--	--	--	0-1	--	--	--	--	--
Total	21	4-8	20-20	0-1	--	--	--	2	162
Opponents	4	2-4	1-1	--	1	1-3	--	--	33

PUNTING	No.	Yards	Average	LG	TB	FC	I-20	50+	Blk.
Gillikin, Blake	15	654	43.6	56	1	5	9	3	--
Pasquariello, Daniel	1	45	45.0	45	--	--	1	--	--
Total	16	699	43.7	56	1	5	10	3	--
Opponents	30	1203	40.1	54	--	7	8	3	--

FIELD GOALS	FG	Pct.	1-19	20-29	30-39	40-49	50+	LG	Blk.
Davis, Tyler	4-8	50.0	1-1	2-2	0-3	1-2	--	47	1

Progression [Makes in (##)]: 39, (47) | (24) | 39 | (19), 41, (21), 31

KICKOFFS	No.	Yards	Average	TB	OB
Davis, Tyler	23	1478	64.3	14	1
Barbir, Alex	5	304	60.8	--	2
Total	28	1782	63.6	14	3
Opponents	12	780	65.0	4	--



INTERCEPTIONS	No.	Yards	Average	TD	LG	FUMBLE RETURNS	No.	Yards	Average	TD	LG
Haley, Grant	2	46	23.0	--	42	None					
Allen, Marcus	1	50	50.0	--	50						
Apke, Troy	1	1	1.0	--	1						
Castro-Fields, Tariq	1	--	--	--	--						
Oruwariye, Amani	1	--	--	--	--						
Total	6	97	16.2	--	50						
Opponents	3	35	11.7	--	33						

DEFENSE	G-GS	Solo	Assist	Total	TFL-Yards	Sacks-Yards	Int.-Yards	PBU	QBH	FR-Yards	FF	Blk	Safety
2 Allen, Marcus	4-4	15	8	23	3.5-11	1.0-4	1-50	2	--	--	1	--	1
40 Cabinda, Jason	4-4	10	11	21	1.5-4	--	--	--	--	--	--	--	--
43 Bowen, Manny	4-4	10	7	17	2.0-7	0.5-4	--	1	1	--	--	--	--
28 Apke, Troy	4-4	9	6	15	--	--	1-1	1	1	--	--	1	--
7 Farmer, Koa	4-4	5	8	13	2.5-6	1.0-4	--	--	--	--	--	--	--
4 Scott, Nick	4-0	6	7	13	0.5-1	--	--	--	--	--	--	--	--
48 Miller, Shareef	4-4	10	2	12	6.0-28	2.0-15	--	--	2	--	--	--	1
1 Campbell, Christian	4-4	8	3	11	0.5-1	--	--	6	--	--	--	--	--
47 Smith, Brandon	4-0	5	6	11	2.0-3	--	--	--	--	--	--	--	--
54 Windsor, Robert	4-0	5	4	9	1.5-10	1.0-9	--	--	--	1-0	1	--	--
97 Buchholz, Ryan	4-1	5	3	8	1.5-9	1.0-8	--	--	1	--	1	--	--
6 Brown, Cam	3-0	4	4	8	1.0-4	--	--	--	1	--	--	--	--
38 Wade, Lamont	4-0	6	2	8	--	--	--	--	--	--	--	--	--
15 Haley, Grant	4-4	6	2	8	1.0-9	1.0-9	2-46	1	--	1-0	--	--	--
19 Brown, Torrence	3-3	--	8	8	1.0-1	--	--	1	--	--	--	--	--
52 Cothran, Curtis	4-4	3	5	8	1.0-3	0.5-2	--	--	--	--	--	--	--
9 Miller, Jarvis	4-0	5	2	7	1.0-1	1.0-1	--	--	--	--	--	--	--
18 Toney, Shaka	4-0	3	4	7	3.5-13	1.0-5	--	--	--	--	1	--	--
41 Cothren, Parker	4-4	1	5	6	0.5-1	--	--	--	1	--	--	--	--
21 Oruwariye, Amani	2-0	4	2	6	--	--	1-0	2	--	--	--	--	--
56 Chavis, Tyrell	4-0	2	4	6	3.0-7	0.5-2	--	--	--	--	--	--	--
17 Taylor, Garrett	4-0	3	1	4	--	--	--	1	--	--	--	--	--
42 Jordan, Ellison	2-0	1	3	4	--	--	--	1	--	--	--	--	--
99 Gross-Matos, Yetur	4-0	2	2	4	0.5-1	--	--	--	1	1-0	--	--	--
16 Petrishen, John	2-0	2	1	3	1.0-2	--	--	--	--	--	--	--	--
33 Cooper, Jake	2-0	2	1	3	--	--	--	--	--	--	--	--	--
30 Givens, Kevin	4-0	1	2	3	0.5-1	--	--	--	--	1-0	--	--	--
49 Joseph, Daniel	2-0	2	1	3	2.0-7	1.0-6	--	--	--	--	1	--	--
36 Johnson, Jan	2-0	3	--	3	--	--	--	--	--	--	--	--	--
14 McPhearson, Zech	2-0	3	--	3	--	--	--	--	--	--	--	--	--
39 McPhearson, Josh	4-0	2	1	3	--	--	--	--	--	--	--	--	--
20 Thomas, Johnathan	2-0	1	1	2	--	--	--	--	--	--	--	--	--
55 Shelton, Antonio	3-0	--	2	2	1.0-3	0.5-2	--	--	--	--	--	--	--
34 Simmons, Shane	4-0	1	1	2	0.5-1	--	--	--	--	--	--	--	--
96 Iyke, Immanuel	2-0	1	1	2	1.0-7	--	--	--	--	--	--	--	--
23 Monroe, Ayron	3-0	1	1	2	1.0-3	--	--	1	--	--	--	--	--
46 Castagna, Colin	4-0	--	1	1	--	--	--	--	--	--	--	--	--
13 Blacknall, Saeed	4-0	--	1	1	--	--	--	--	--	--	--	--	--
11 Charles, Irvin	4-0	1	--	1	--	--	--	--	--	--	--	--	--
91 Monk, Ryan	2-0	--	1	1	--	--	--	--	--	--	--	--	--
51 Vranic, Jason	2-0	1	--	1	--	--	--	--	--	--	--	--	--
95 Davis, Tyler	4-0	1	--	1	--	--	--	--	--	--	--	--	--
5 Castro-Fields, Tariq	4-0	--	1	1	--	--	1-0	--	--	--	--	--	--
39 Di Leo, Frank	1-0	--	1	1	--	--	--	--	--	--	--	--	--
26 Barkley, Saquon	4-4	1	--	1	--	--	--	--	--	--	--	--	--
12 Davis, Desi	1-0	1	--	1	--	--	--	--	--	--	--	--	--
88 Gesicki, Mike	4-4	1	--	1	--	--	--	--	--	--	--	--	--
Total	4-0	153	126	279	41-144	12-71	6-97	17	8	4-0	5	1	2
Opponents	4-0	173	60	233	27.0-92	6-29	3-35	13	10	1-0	4	1	--

