

NCAA Gymnastics Score Sheet

Teams: Home Navy Visitor Penn State University

Date Jan 13, 2017 Place Army Gymnastics Attendance 0

Name		D	1	2	3	4	nd	AVE	Name		D	1	2	3	4	nd	AVE
FLOOR	1 Andy Jones	143	4.90	6.90	6.50			11.600	1 Noah Roberson	189	5.10	6.90	7.10				12.100
	2 Trevor North	148	4.80	7.60	7.40			12.300	2 Favian Valdez	196	5.50	8.70	8.90				14.300
	3 Frank Bradley	139	5.00	8.20	8.60			13.400	3 Christopher Sands	190	5.20	7.10	7.40				12.450
	4 Noah Beeman	137	5.20	7.50	7.20			12.550	4 Christian McSwain	186	5.40	8.70	8.60				14.050
	5 Jonathan Tang	152	5.00	9.20	9.10		-0.1	14.050	5 Sam Zakutney	197	5.50	7.40	7.70			-0.3	12.750
	6 Lucas Beltran	138	4.90	8.50	8.50			13.400	6 Dominic DiFulvio	183	5.30	8.30	8.60				13.750

Floor Score: **65.700** Running Score: **65.700** Floor Score: **67.300** Running Score: **67.300**

Pommel	1 Vadim Ivanov	142	4.20	7.50	7.00			11.450	1 Favian Valdez	196	5.10	9.20	9.10				14.250
	2 Tanner West	153	4.80	7.70	7.90			12.600	2 Colin Coates	181	5.30	8.90	8.70				14.100
	3 Jonathan Tang	152	5.40	7.90	8.10			13.400	3 Leroy Clarke Jr.	180	5.80	8.50	8.50				14.300
	4 Ryan Orce	149	5.20	7.80	7.50			12.850	4 Christian McSwain	186	4.70	7.90	7.20				12.250
	5 Trevor North	148	5.10	8.00	7.80			13.000	5 Stephen Nedorosck	188	5.70	7.00	7.00				12.700
	6 Noah Beeman	137	4.90	5.70	6.20			10.850	6 Michael Burns	178	4.80	9.00	9.00				13.800

Pommel Score: **63.300** Running Score: **129.000** Pommel Score: **69.150** Running Score: **136.450**

Rings	1 Frank Bradley	139	4.20	8.90	9.00			13.150	1 Ben Cooperman	182	5.20	9.20	9.20				14.400
	2 Lucas Beltran	138	4.60	8.20	8.20			12.800	2 Noah Roberson	189	5.30	8.10	8.20				13.450
	3 Christian Correale	140	4.60	8.50	8.70			13.200	3 Christopher Sands	190	5.30	8.00	8.00				13.300
	4 Tanner West	153	4.80	9.30	9.10			14.000	4 Michael Burns	178	4.70	9.70	9.50				14.300
	5 Jonathan Tang	152	4.70	8.70	8.60			13.350	5 Dominic DiFulvio	183	5.30	8.70	8.90				14.100
	6 Wyatt LaPointe	145	5.30	8.40	8.20			13.600	6 Sam Zakutney	197	4.40	9.30	9.10				13.600

Rings Score: **67.300** Running Score: **196.300** Rings Score: **69.850** Running Score: **206.300**

Vault	1 Noah Beeman	137	4.40	9.50	9.40			13.650	1 Wyatt Tyndal	195	4.80	8.70	8.80			-0.3	13.250
	2 Jonathan Tang	152	4.40	9.20	9.20			13.600	2 Brayden Borromeo	174	4.80	9.50	9.40				14.250
	3 Tanner West	153	4.80	8.90	9.00			13.750	3 Michael Burns	178	4.80	8.00	8.10			-0.1	12.750
	4 Andy Jones	143	4.80	8.50	8.50		-0.1	13.200	4 Dominic DiFulvio	183	4.80	9.30	9.30			-0.1	14.000
	5 Lucas Beltran	138	5.20	8.90	8.90		-0.1	14.000	5 Favian Valdez	196	4.80	9.20	9.30				14.050
	6 Frank Bradley	139	4.00	9.30	9.30			13.300	6 Sam Zakutney	197	4.80	9.00	9.20				13.900

Vault Score: **68.500** Running Score: **264.800** Vault Score: **69.450** Running Score: **275.750**

P Bars	1 Christian Correale	140	4.40	7.60	7.40			11.900	1 Franz Card	179	5.30	9.10	9.00				14.350
	2 Lucas Beltran	138	4.60	8.50	8.60			13.150	2 Favian Valdez	196	4.50	9.00	8.80				13.400
	3 Ryan Orce	149	4.70	8.80	8.90			13.550	3 Michael Burns	178	4.90	8.50	8.70				13.500
	4 Jonathan Tang	152	4.90	7.80	7.70			12.650	4 Dominic DiFulvio	183	5.10	9.20	9.40				14.400
	5 Trevor North	148	4.40	6.80	6.60			11.100	5 Leroy Clarke Jr.	180	5.10	9.10	9.30				14.300
	6 Noah Beeman	137	4.40	6.90	7.00			11.350	6 Sam Zakutney	197	5.40	8.50	8.60				13.950

P. Bar Score: **62.600** Running Score: **327.400** P. Bar Score: **70.500** Running Score: **346.250**

H Bars	1 Will Longwe	146	4.60	7.90	7.90			12.500	1 Dominic DiFulvio	183	4.50	8.40	8.10				12.750
	2 Ben Provost	150	4.10	7.50	7.80			11.750	2 Franz Card	179	5.00	8.30	8.50				13.400
	3 Tanner West	153	4.30	8.70	8.50			12.900	3 Alex Thomason	194	4.60	7.00	6.70				11.450
	4 Mitchell Fornek	141	4.50	6.10	6.30			10.700	4 Wyatt Tyndal	195	5.00	7.40	7.60				12.500
	5 Jonathan Tang	152	4.90	8.20	8.50			13.250	5 Sam Zakutney	197	5.20	7.90	8.20				13.250
	6 Noah Beeman	137	4.90	8.50	8.60			13.450	6 Michael Burns	178	5.50	8.70	8.70				14.200

H. Bar Score: **63.850** Running Score: **391.250** H. Bar Score: **66.100** Running Score: **412.350**

Final Team Score: 391.250

Final Team Score: 412.350

All-Arounders

	Beeman	Tang			
FX	12.550	14.050			
PH	10.850	13.400			
SR	12.850	13.350			
VT	13.850	13.600			
PB	11.350	12.650			
HB	13.450	13.250			
AA	74.900	80.300			

All-Arounders

	Burns	DiFulvio	Valdez	Zakutney	
	14.150	13.750	14.300	12.750	
	13.800	13.300	14.250	11.900	
	14.300	14.100	13.200	13.600	
	12.750	14.000	14.050	13.900	
	13.500	14.400	13.400	13.950	
	14.200	12.750	13.200	13.250	
	82.700	82.300	82.400	79.350	

Judge's Signatures * FX _____ * PH _____ * SR _____ * VT _____ * PB _____ * HB _____
 * Head Judge
 FX: Bruce Temple PH: Luke Baiungo SR: Mickey Curth VT: Ken Achiron PB: Wei Zhu HB: Bill Martin
 Coach's Signature _____ Coach's Signature _____

NCAA Gymnastics Score Sheet

Teams: Home Springfield College Visitor Temple University

Date Jan 13, 2017 Place Army Gymnastics Attendance 0

Name		D	1	2	3	4	nd	AVE	Name		D	1	2	3	4	nd	AVE
FLOOR	1 Joe Medina	217	4.40	8.50	8.60			12.950	1 Jackson Heitland	227	4.10	8.60	8.60				12.700
	2 Joshua Dieker	204	4.30	8.90	9.20			13.350	2 Timothy Jones	229	4.30	7.00	7.00				11.300
	3 Kieran Serrata	220	4.30	8.50	8.60			12.850	3 Jordan Motter	233	4.80	8.90	9.10				13.800
	4 Chris Graff	206	4.60	6.70	6.50		-0.3	10.900	4 Patrick Henley	228	4.40	7.50	8.00				12.150
	5 Stephen Lewis	214	4.50	9.00	8.80			13.400	5 Casey Polizzotto	234	5.00	8.10	7.90				13.000
	6 Matt Koy	211	4.70	9.00	9.20			13.800	6 Jakob Welsh	236	4.80	7.00	6.70				11.650

Floor Score: **66.350** Running Score: **66.350** Floor Score: **63.300** Running Score: **63.300**

POMMEL	1 Joshua Dieker	204	4.00	8.20	8.10			12.150	1 Jackson Heitland	227	3.80	7.70	7.50				11.400
	2 Philip Ordonez	218	3.40	8.70	8.90			12.200	2 Demetris Zambas	238	3.50	8.00	8.20				11.600
	3 Nick Cramer	202	4.60	8.50	8.70			13.200	3 Misha Kustin	230	4.30	8.20	7.90				12.350
	4 Jannik Hass	208	4.00	8.60	8.50			12.550	4 Casey Polizzotto	234	4.40	8.50	8.30				12.800
	5 Stephen Lewis	214	5.00	8.50	8.30			13.400	5 Jakob Welsh	236	4.60	8.40	8.60				13.100
	6 Chris Graff	206	5.10	8.20	8.20			13.300	6 Joe Luca	231	4.00	8.30	8.50				12.400

Pommel Score: **64.650** Running Score: **131.000** Pommel Score: **62.250** Running Score: **125.550**

RINGS	1 Nick Cramer	202	4.00	8.20	8.20			12.200	1 Jackson Heitland	227	3.40	8.40	8.60				11.900
	2 Kieran Serrata	220	4.40	8.50	8.60			12.950	2 Michael Luca	232	2.90	9.00	8.90				11.850
	3 Drew Carter	201	4.30	9.10	8.90			13.300	3 Evan Salters	235	4.20	8.60	8.80				12.900
	4 Stephen Lewis	214	4.90	8.20	7.90			12.950	4 Demetris Zambas	238	4.00	9.00	9.00				13.000
	5 Chris Graff	206	4.80	8.20	8.00			12.900	5 Casey Polizzotto	234	3.90	7.60	7.50				11.450
	6 Joshua Dieker	204	5.40	8.70	8.50			14.000	6 Jakob Welsh	236	4.30	6.60	6.50				10.850

Rings Score: **66.100** Running Score: **197.100** Rings Score: **61.100** Running Score: **186.650**

VAULT	1 Lucas Wilcox	223	4.10	9.50	9.60			13.650	1 Misha Kustin	230	3.20	9.10	9.30				12.400
	2 Chris Graff	206	4.40	9.40	9.40			13.800	2 Jackson Heitland	227	3.20	9.30	9.40				12.550
	3 Giancarlo Lawrence	212	4.00	8.90	8.80		-0.1	12.750	3 Jordan Motter	233	4.00	9.10	9.10				13.100
	4 Alex Campagnone	199	4.40	8.40	8.40		-0.3	12.500	4 Jakob Welsh	236	4.00	9.10	9.20			-0.1	13.050
	5 Joshua Dieker	204	4.40	9.30	9.50			13.800	5 Casey Polizzotto	234	4.40	9.50	9.50				13.900
	6 Stephen Lewis	214	4.80	9.00	9.10			13.850	6 Patrick Henley	228	4.00	9.10	9.20				13.150

Vault Score: **67.850** Running Score: **264.950** Vault Score: **65.750** Running Score: **252.400**

P.BARS	1 Philip Ordonez	218	3.80	9.10	8.90			12.800	1 Demetris Zambas	238	3.50	9.00	8.80				12.400
	2 Matt Koy	211	3.70	8.80	8.80			12.500	2 Jordan Motter	233	3.40	8.30	8.40				11.750
	3 Chris Graff	206	3.70	9.20	9.00			12.800	3 Misha Kustin	230	4.10	9.00	8.80				13.000
	4 Joshua Dieker	204	3.50	9.00	9.00			12.500	4 Evan Salters	235	3.80	9.20	8.90				12.850
	5 Stephen Lewis	214	4.20	8.00	8.10			12.250	5 Casey Polizzotto	234	4.20	8.60	8.60				12.800
	6 Jannik Hass	208	4.10	8.90	8.80			12.950	6 Jakob Welsh	236	3.80	8.20	8.00				11.900

P. Bar Score: **63.550** Running Score: **328.500** P. Bar Score: **62.950** Running Score: **315.350**

H.BARS	1 Stephen Lewis	214	4.00	7.80	7.60			11.700	1 Wayne Conley	225	3.20	8.40	8.40				11.600
	2 Philip Ordonez	218	3.80	9.00	9.00			12.800	2 Patrick Henley	228	2.40	7.00	7.00				9.400
	3 Joshua Dieker	204	4.30	7.90	8.00			12.250	3 Misha Kustin	230	4.20	8.20	8.50				12.550
	4 Chris Graff	206	3.50	7.90	8.00			11.450	4 Casey Polizzotto	234	3.40	7.90	8.20				11.450
	5 Jannik Hass	208	4.40	9.10	9.00			13.450	5 Jakob Welsh	236	4.50	7.40	7.40				11.900
	6 Mike Grimaldi	207	3.50	8.50	8.20			11.850									

H. Bar Score: **62.050** Running Score: **390.550** H. Bar Score: **56.900** Running Score: **372.250**

Final Team Score: 390.550

Final Team Score: 372.250

All-Arounders

	Dieker	Graff	Lewis		
FX	13.350	10.900	13.400		
PH	12.150	13.300	13.400		
SR	14.000	12.900	12.950		
VT	13.800	13.800	13.850		
PB	12.500	12.800	12.250		
HB	12.250	11.450	11.700		
AA	78.050	75.150	77.550		

All-Arounders

	Pollizzotto	Welsh		
	13.000	11.650		
	12.800	13.100		
	11.450	10.850		
	13.900	13.050		
	12.800	11.900		
	11.450	11.900		
	75.400	72.450		

Judge's Signatures * FX Dave Hirst * PH Michael Gorn * SR Abie Grossfeld * VT Pete Graber * PB Bob Whitney * HB Sean Monaco
 * Head Judge
 FX Bruce Temple PH Luke Baungo SR Mickey Curth VT Ken Achiron PB Wei Zhu HB Bill Martin
 Coach's Signature _____ Coach's Signature _____

NCAA Gymnastics Score Sheet

Teams: Home Unattached Visitor University of Nebraska

Date Jan 13, 2017 Place Army Gymnastics Attendance 0

	Name	D	1	2	3	4	nd	AVE	Name	D	1	2	3	4	nd	AVE
FLOOR									1 Jake Bonnay	156	5.20	9.20	9.30			14.450
									2 Evan Hymanson	161	5.00	8.00	8.10			13.050
									3 Christopher Stephens	170	5.30	7.70	8.00		-0.3	12.850
									4 Kyle King	162	5.40	8.40	8.70			13.950
									5 Anton Stephenson	169	5.20	8.70	8.30			13.700
									6 Austin Epperson	158	5.20	8.30	8.60			13.650

Floor Score: 0.000 Running Score: 0.000 Floor Score: 68.800 Running Score: 68.800

POMMEL									1 Travis Gollott	160	5.10	8.20	8.20			13.300
									2 Christopher Stephens	170	4.70	8.50	8.20			13.050
									3 Kyle King	162	4.80	8.00	8.30			12.950
									4 Anton Stephenson	169	5.00	8.80	8.60			13.700
									5 Jordan King	163	4.30	7.60	7.50			11.850
									6 Antonio Castro	157	5.30	8.50	8.70			13.900

Pommel Score: 0.000 Running Score: 0.000 Pommel Score: 66.900 Running Score: 135.700

RINGS									1 Sanjaya Roy	167	4.70	8.70	8.50			13.300
									2 Heath Anderson	155	5.10	9.30	9.40			14.450
									3 Christopher Stephens	170	4.50	9.50	9.40			13.950
									4 Joshua Everitt	159	4.80	8.90	8.70			13.600
									5 Alex Magsam	165	4.90	7.90	8.00			12.850
									6 Austin Epperson	158	4.90	9.10	9.00			13.950

Rings Score: 0.000 Running Score: 0.000 Rings Score: 69.250 Running Score: 204.950

VAULT									1 Antonio Castro	157	4.80	9.30	9.50			14.200
									2 Josh Martin	166	4.80	9.20	9.40			14.100
									3 Alex Magsam	165	4.80	9.00	8.90		-0.3	13.450
									4 Daniel Leal	164	4.80	9.30	9.40			14.150
									5 Anton Stephenson	169	5.20	8.40	8.50			13.650
									6 Kyle King	162	5.20	9.60	9.70			14.850

Vault Score: 0.000 Running Score: 0.000 Vault Score: 70.950 Running Score: 275.900

P.BARS									1 Kyle King	162	4.90	8.80	8.80			13.700
									2 Evan Hymanson	161	4.10	7.90	7.60			11.850
									3 Christopher Stephens	170	5.30	8.50	8.20			13.650
									4 Austin Epperson	158	4.90	8.60	8.80			13.600
									5 Anton Stephenson	169	5.20	8.60	8.70			13.850
									6 Daniel Leal	164	5.40	8.80	8.70			14.150

P. Bar Score: 0.000 Running Score: 0.000 P. Bar Score: 68.950 Running Score: 344.850

H.BARS									1 Jake Bonnay	156	4.90	8.80	9.00			13.800
									2 Evan Hymanson	161	4.20	7.90	8.00			12.150
									3 Christopher Stephens	170	4.80	8.80	9.00			13.700
									4 Jordan King	163	4.50	8.20	8.20			12.700
									5 Antonio Castro	157	4.60	8.70	8.90			13.400
									6 Daniel Leal	164	4.40	6.90	7.00			11.350

H. Bar Score: 0.000 Running Score: 0.000 H. Bar Score: 65.750 Running Score: 410.600

Final Team Score: 0.000

Final Team Score: 410.600

All-Arounders

FX	Zirna					
PH	12.950					
SR	13.950					
VT	12.800					
PB	12.900					
HB	13.350					
AA	12.700					
	78.650					

All-Arounders

King	Stephenson				
13.950	12.850				
12.950	13.050				
12.400	13.950				
14.850	13.400				
13.700	13.650				
11.650	13.700				
79.500	80.600				

Judge's Signatures * FX Dave Hirst * PH Michael Gorn * SR Abie Grossfeld * VT Pete Graber * PB Bob Whitney * HB Sean Monaco
 * Head Judge Bruce Temple Luke Baiungo Mickey Curth Ken Achiron Wei Zhu Bill Martin
 Coach's Signature _____ Coach's Signature _____







2017 WPO Prelim & Team Finals

Meet Results

Jan 13, 2017

Men / E
Session: 1







Judge's Signatures

Rank	Num	Name	Gym							AA
1	178	Michael Burns	Penn State	Diff: 4.800	4.800	4.700	4.800	4.900	5.500	
				Exec: 9.350	9.000	9.600	8.050	8.600	8.700	
				ND: _____	_____	_____	-0.100	_____	_____	
				Final: 14.150	13.800	14.300	12.750	13.500	14.200	82.700
				Place: 3	6	3	42T	13	1	1
2	196	Favian Valdez	Penn State	Diff: 5.500	5.100	4.300	4.800	4.500	4.600	
				Exec: 8.800	9.150	8.900	9.250	8.900	8.600	
				ND: _____	_____	_____	_____	_____	_____	
				Final: 14.300	14.250	13.200	14.050	13.400	13.200	82.400
				Place: 2	2	19T	9*	16T	13	2
3	183	Dominic DiFulvio	Penn State	Diff: 5.300	4.900	5.300	4.800	5.100	4.500	
				Exec: 8.450	8.400	8.800	9.300	9.300	8.250	
				ND: _____	_____	_____	-0.100	_____	_____	
				Final: 13.750	13.300	14.100	14.000	14.400	12.750	82.300
				Place: 11T	11T	4	11T	1	18	3
4	170	Christopher Stephenson	Nebraska	Diff: 5.300	4.700	4.500	4.000	5.300	4.800	
				Exec: 7.850	8.350	9.450	9.400	8.350	8.900	
				ND: -0.300	_____	_____	_____	_____	_____	
				Final: 12.850	13.050	13.950	13.400	13.650	13.700	80.600
				Place: 29T	18	7T	29*	9	4	4
5	152	Jonathan Tang	Navy	Diff: 5.000	5.400	4.700	4.400	4.900	4.900	
				Exec: 9.150	8.000	8.650	9.200	7.750	8.350	
				ND: -0.100	_____	_____	_____	_____	_____	
				Final: 14.050	13.400	13.350	13.600	12.650	13.250	80.300
				Place: 4T	9T	15	26	31	11T	5
6	106	Nathan Goff	*Army	Diff: 5.100	4.800	4.500	4.000	4.500	4.600	
				Exec: 8.650	8.000	8.300	9.450	9.250	9.400	
				ND: -0.300	_____	_____	_____	_____	_____	
				Final: 13.450	12.800	12.800	13.450	13.750	14.000	80.250
				Place: 18	23T	31T	27T	7	2	6
7	162	Kyle King	Nebraska	Diff: 5.400	4.800	4.700	5.200	4.900	3.900	
				Exec: 8.550	8.150	7.700	9.650	8.800	7.750	
				ND: _____	_____	_____	_____	_____	_____	
				Final: 13.950	12.950	12.400	14.850	13.700	11.650	79.500
				Place: 6T	21	40	1	8	36T	7
8	197	Sam Zakutney	Penn State	Diff: 5.500	4.800	4.400	4.800	5.400	5.200	
				Exec: 7.550	7.100	9.200	9.100	8.550	8.050	
				ND: -0.300	_____	_____	_____	_____	_____	
				Final: 12.750	11.900	13.600	13.900	13.950	13.250	79.350
				Place: 32	37	10T	14T	5	11T	8
9	300	Jon Zirna	Unattached	Diff: 4.800	5.700	4.400	3.300	4.700	3.800	
				Exec: 8.150	8.250	8.400	9.600	8.650	8.900	
				ND: _____	_____	_____	_____	_____	_____	
				Final: 12.950	13.950	12.800	12.900	13.350	12.700	78.650
				Place: 27T	4	31T	41	19	19*	9
10	204	Joshua Dieker	Springfield	Diff: 4.300	4.000	5.400	4.400	3.500	4.300	
				Exec: 9.050	8.150	8.600	9.400	9.000	7.950	
				ND: _____	_____	_____	_____	_____	_____	
				Final: 13.350	12.150	14.000	13.800	12.500	12.250	78.050
				Place: 22*	36	5T	18*	32T	29	10

2017 WPO Prelim & Team Finals

Meet Results







Jan 13, 2017

Rank	Num	Name	Gym							AA
11	214	Stephen Lewis	Springfield	Diff: 4.500	5.000	4.900	4.800	4.200	4.000	
				Exec: 8.900	8.400	8.050	9.050	8.050	7.700	
				ND: _____	_____	_____	_____	_____	_____	
				Final: 13.400	13.400	12.950	13.850	12.250	11.700	77.550
				Place: 19T	9T	25T	16T	37	35	11
12	123	Nikita Latman	ASU	Diff: 4.300	4.100	3.400	4.000	3.600	3.600	
				Exec: 9.050	8.550	8.950	9.050	9.200	8.850	
				ND: _____	_____	_____	_____	_____	_____	
				Final: 13.350	12.650	12.350	13.050	12.800	12.450	76.650
				Place: 22*	28	41	37T	27T	25T	12
13	234	Casey Polizzotto	Temple	Diff: 5.000	4.400	3.900	4.400	4.200	3.400	
				Exec: 8.000	8.400	7.550	9.500	8.600	8.050	
				ND: _____	_____	_____	_____	_____	_____	
				Final: 13.000	12.800	11.450	13.900	12.800	11.450	75.400
				Place: 25T	23T	46	14T	27T	39T	13
14	101	Seth Cannon	*Army	Diff: 5.100	4.500	3.200	4.400	4.400	4.200	
				Exec: 7.650	8.100	7.150	9.700	9.000	8.100	
				ND: -0.300	_____	_____	_____	_____	_____	
				Final: 12.450	12.600	10.350	14.100	13.400	12.300	75.200
				Place: 37T	29T	48	7T	16T	28	14
15	206	Chris Graff	Springfield	Diff: 4.600	5.100	4.800	4.400	3.700	3.500	
				Exec: 6.600	8.200	8.100	9.400	9.100	7.950	
				ND: -0.300	_____	_____	_____	_____	_____	
				Final: 10.900	13.300	12.900	13.800	12.800	11.450	75.150
				Place: 47	11*	27T	18*	27T	39T	15
16	137	Noah Beeman	Navy	Diff: 5.200	4.900	4.500	4.400	4.400	4.900	
				Exec: 7.350	5.950	8.350	9.450	6.950	8.550	
				ND: _____	_____	_____	_____	_____	_____	
				Final: 12.550	10.850	12.850	13.850	11.350	13.450	74.900
				Place: 36	47	29T	16T	44	5T	16
17	236	Jakob Welsh	Temple	Diff: 4.800	4.600	4.300	4.000	3.800	4.500	
				Exec: 6.850	8.500	6.550	9.150	8.100	7.400	
				ND: _____	_____	_____	-0.100	_____	_____	
				Final: 11.650	13.100	10.850	13.050	11.900	11.900	72.450
				Place: 44	17	47	37T	38T	32	17
18	169	Anton Stephenson	Nebraska	Diff: 5.200	5.000	_____	5.200	5.200	_____	
				Exec: 8.500	8.700	_____	8.450	8.650	_____	
				ND: _____	_____	_____	_____	_____	_____	
				Final: 13.700	13.700	_____	13.650	13.850	_____	54.900
				Place: 13	7	50*	23T	6	45*	18
19	138	Lucas Beltran	Navy	Diff: 4.900	_____	4.600	5.200	4.600	_____	
				Exec: 8.500	_____	8.200	8.900	8.550	_____	
				ND: _____	_____	_____	-0.100	_____	_____	
				Final: 13.400	_____	12.800	14.000	13.150	_____	53.350
				Place: 19T	48*	31T	11T	21T	45*	19
20	153	Tanner West	Navy	Diff: _____	4.800	4.800	4.800	_____	4.300	
				Exec: _____	7.800	9.200	8.950	_____	8.600	
				ND: _____	_____	_____	_____	_____	_____	
				Final: _____	12.600	14.000	13.750	_____	12.900	53.250
				Place: 48*	29T	5T	21T	46*	14T	20

2017 WPO Prelim & Team Finals

Meet Results







Jan 13, 2017

Rank	Num	Name	Gym							AA
21	127	Zack Mollett	ASU	Diff: 5.000	5.100	4.100	___	4.500	___	
				Exec: 7.100	8.400	8.350	___	8.950	___	
				ND: ___	___	___	___	___	___	
				Final: 12.100	13.500	12.450	___	13.450	___	51.500
				Place: 41T	8	39	49*	14T	45*	21
22	107	Elliott Herman	*Army	Diff: 4.600	___	4.400	___	3.900	3.600	
				Exec: 7.600	___	8.800	___	9.050	8.750	
				ND: -0.300	___	___	___	___	___	
				Final: 11.900	___	13.200	___	12.950	12.350	50.400
				Place: 43	48*	19T	49*	24T	27	22
23	230	Misha Kustin	Temple	Diff: ___	4.300	___	3.200	4.100	4.200	
				Exec: ___	8.050	___	9.200	8.900	8.350	
				ND: ___	___	___	___	___	___	
				Final: ___	12.350	___	12.400	13.000	12.550	50.300
				Place: 48*	33	50*	47	23	22	23
24	227	Jackson Heitland	Temple	Diff: 4.100	3.800	3.400	3.200	___	___	
				Exec: 8.600	7.600	8.500	9.350	___	___	
				ND: ___	___	___	___	___	___	
				Final: 12.700	11.400	11.900	12.550	___	___	48.550
				Place: 33	44T	44	44T	46*	45*	24
25	130	Will Sweeten	ASU	Diff: ___	3.900	3.500	3.600	4.100	___	
				Exec: ___	7.950	8.750	8.050	8.350	___	
				ND: ___	___	___	___	___	___	
				Final: ___	11.850	12.250	11.650	12.450	___	48.200
				Place: 48*	38T	42	48	34	45*	25
26	157	Antonio Castro	Nebraska	Diff: ___	5.300	___	4.800	___	4.600	
				Exec: ___	8.600	___	9.400	___	8.800	
				ND: ___	___	___	___	___	___	
				Final: ___	13.900	___	14.200	___	13.400	41.500
				Place: 48*	5	50*	4	46*	7T	26
27	158	Austin Epperson	Nebraska	Diff: 5.200	___	4.900	___	4.900	___	
				Exec: 8.450	___	9.050	___	8.700	___	
				ND: ___	___	___	___	___	___	
				Final: 13.650	___	13.950	___	13.600	___	41.200
				Place: 14T	48*	7T	49*	10T	45*	27
28	105	Leo Genders	*Army	Diff: 4.700	___	___	4.400	___	4.600	
				Exec: 8.600	___	___	9.350	___	8.700	
				ND: -0.300	___	___	-0.100	___	___	
				Final: 13.000	___	___	13.650	___	13.300	39.950
				Place: 25T	48*	50*	23T	46*	9T	28
29	132	Riley Ward	ASU	Diff: 4.800	___	4.400	4.000	___	___	
				Exec: 9.150	___	8.150	9.400	___	___	
				ND: ___	___	___	___	___	___	
				Final: 13.950	___	12.550	13.400	___	___	39.900
				Place: 6*	48*	38	29*	46*	45*	29
30	139	Frank Bradley	Navy	Diff: 5.000	___	4.200	4.000	___	___	
				Exec: 8.400	___	8.950	9.300	___	___	
				ND: ___	___	___	___	___	___	
				Final: 13.400	___	13.150	13.300	___	___	39.850
				Place: 19T	48*	22	31T	46*	45*	30

2017 WPO Prelim & Team Finals

Meet Results







Jan 13, 2017

Rank	Num	Name	Gym							AA
31	164	Daniel Leal	Nebraska	Diff:	Diff:	Diff:	4.800	5.400	4.400	
				Exec:	Exec:	Exec:	9.350	8.750	6.950	
				ND:	ND:	ND:				
				Final:	Final:	Final:	14.150	14.150	11.350	39.650
				Place: 48*	Place: 48*	Place: 50*	5*	4	42	31
32	121	Nick Garcia	ASU	Diff: 5.300	3.900	4.800	
				Exec: 8.350	7.700	9.350	
				ND:	ND:	ND:				
				Final: 13.650	11.600	14.150	39.400
				Place: 14T	Place: 40T	Place: 50*	5*	46*	45*	32
33	195	Wyatt Tyndall	Penn State	Diff:	4.800	5.300	5.000	
				Exec:	8.750	8.300	7.500	
				ND:	-0.300	
				Final:	13.250	13.600	12.500	39.350
				Place: 48*	Place: 48*	Place: 50*	33	10T	23T	33
34	208	Jannik Hass	Springfield	Diff:	4.000	4.100	4.400	
				Exec:	8.550	8.850	9.050	
				ND:	
				Final:	12.550	12.950	13.450	38.950
				Place: 48*	Place: 31	Place: 50*	49*	24T	5T	34
35	125	Kirk Malm	ASU	Diff: 4.200	4.300	4.400	
				Exec: 8.600	8.500	8.900	
				ND:	
				Final: 12.800	12.800	13.300	38.900
				Place: 31	Place: 23T	Place: 50*	49*	46*	9T	35
36	233	Jordan Motter	Temple	Diff: 4.800	4.000	3.400	
				Exec: 9.000	9.100	8.350	
				ND:	
				Final: 13.800	13.100	11.750	38.650
				Place: 9T	Place: 48*	Place: 50*	36	42	45*	36
37	126	Anthony Mills	ASU	Diff:	4.000	4.800	4.000	
				Exec:	8.800	8.600	8.400	
				ND:	-0.100	
				Final:	12.800	13.300	12.400	38.500
				Place: 48*	Place: 48*	Place: 31*	31T	35T	45*	37
38	218	Philip Ordonez	Springfield	Diff:	3.400	3.800	3.800	
				Exec:	8.800	9.000	9.000	
				ND:	
				Final:	12.200	12.800	12.800	37.800
				Place: 48*	Place: 35	Place: 50*	49*	27T	16T	38
39	102	Grant Cullen	*Army	Diff: 4.300	4.000	3.700	
				Exec: 8.600	8.700	8.100	
				ND: -0.300	
				Final: 12.600	12.700	11.800	37.100
				Place: 34T	Place: 48*	Place: 36	49*	41	45*	39
40	161	Evan Hymanson	Nebraska	Diff: 5.000	4.100	4.200	
				Exec: 8.050	7.750	7.950	
				ND:	
				Final: 13.050	11.850	12.150	37.050
				Place: 24	Place: 48*	Place: 50*	49*	40	30T	40

2017 WPO Prelim & Team Finals

Meet Results







Jan 13, 2017

Rank	Num	Name	Gym							AA	
41	238	Demetris Zambas	Temple	Diff:	3.500	4.000	3.500		
				Exec:	8.100	9.000	8.900		
				ND:							
				Final:	11.600	13.000	12.400	37.000	
				Place:	48*	40T	24	49*	35T	45*	41
42	148	Trevor North	Navy	Diff: 4.800	5.100	4.400		
				Exec: 7.500	7.900	6.700		
				ND:							
				Final: 12.300	13.000	11.100	36.400	
				Place:	39	19T	50*	49*	45	45*	42
43	117	Darrel Yamamura	*Army	Diff:	4.200	4.000	3.800		
				Exec:	6.850	8.800	7.850		
				ND:							
				Final:	11.050	12.800	11.650	35.500	
				Place:	48*	46	31*	49*	46*	36T	43
44	228	Patrick Henley	Temple	Diff: 4.400	4.000	2.400		
				Exec: 7.750	9.150	7.000		
				ND:							
				Final: 12.150	13.150	9.400	34.700	
				Place:	40	48*	50*	35	46*	44	44
45	180	Leroy Clarke Jr.	Penn State	Diff:	5.800	5.100		
				Exec:	8.500	9.200		
				ND:							
				Final:	14.300	14.300	28.600	
				Place:	48*	1	50*	49*	3	45*	45
46	156	Jake Bonnay	Nebraska	Diff: 5.200	4.900		
				Exec: 9.250	8.900		
				ND:							
				Final: 14.450	13.800	28.250	
				Place:	1	48*	50*	49*	46*	3	46
47	116	Ryan Wilson	*Army	Diff:	4.700	5.200		
				Exec:	9.000	9.050		
				ND:							
				Final:	13.700	14.250	27.950	
				Place:	48*	48*	9	2T	46*	45*	47
48	179	Franz Card	Penn State	Diff:	5.300	5.000		
				Exec:	9.050	8.400		
				ND:							
				Final:	14.350	13.400	27.750	
				Place:	48*	48*	50*	49*	2	7T	48
49T	119	Daniel Bronnenberg	ASU	Diff: 4.500	4.800		
				Exec: 9.050	9.100		
				ND:			-0.100		
				Final: 13.550	13.800	27.350	
				Place:	17	48*	50*	18T	46*	45*	49T
49T	120	Ryan Dietzman	ASU	Diff: 4.600	4.400		
				Exec: 9.000	9.350		
				ND:							
				Final: 13.600	13.750	27.350	
				Place:	16	48*	50*	21T	46*	45*	49T

2017 WPO Prelim & Team Finals

Meet Results







Jan 13, 2017

Rank	Num	Name	Gym							AA
51	109	Nick McAfee	*Army	Diff:	4.400	4.800	
				Exec:	9.150	8.600	
				ND:	
				Final:	13.550	13.400	26.950
				Place: 48*	48*	13	49*	16T	45*	51
52	115	Alex Tombrink	*Army	Diff:	4.900	4.200	
				Exec:	9.100	8.700	
				ND:	
				Final:	14.000	12.900	26.900
				Place: 48*	48*	50*	11T	46*	14T	52
53	166	Josh Martin	Nebraska	Diff:	4.300	4.800	
				Exec:	8.400	9.300	
				ND:	
				Final:	12.700	14.100	26.800
				Place: 48*	26T	50*	7T	46*	45*	53
54	167	Sanjaya Roy	Nebraska	Diff:	4.700	4.700	
				Exec:	8.600	8.750	
				ND:	
				Final:	13.300	13.450	26.750
				Place: 48*	48*	16T	49*	14T	45*	54
55T	212	Giancarlo Lawrence	Springfield	Diff: 4.800	4.000	
				Exec: 9.150	8.850	
				ND:	-0.100	
				Final: 13.950	12.750	26.700
				Place: 6*	48*	50*	42T	46*	45*	55T
55T	103	Erik Del Cid	*Army	Diff: 4.800	4.400	
				Exec: 8.950	8.550	
				ND:	
				Final: 13.750	12.950	26.700
				Place: 11T	48*	50*	39T	46*	45*	55T
57	149	Ryan Orce	Navy	Diff:	5.200	4.700	
				Exec:	7.650	8.850	
				ND:	
				Final:	12.850	13.550	26.400
				Place: 48*	22	50*	49*	12	45*	57
58T	186	Christian McSwain	Penn State	Diff: 5.400	4.700	
				Exec: 8.650	7.550	
				ND:	
				Final: 14.050	12.250	26.300
				Place: 4T	34	50*	49*	46*	45*	58T
58T	211	Matt Koy	Springfield	Diff: 4.700	0.000	3.700	
				Exec: 9.100	0.000	8.800	
				ND:	
				Final: 13.800	0.000	12.500	26.300
				Place: 9T	48*	50*	49*	32T	45*	58T
58T	165	Alex Magsam	Nebraska	Diff:	4.900	4.800	
				Exec:	7.950	8.950	
				ND:	-0.300	
				Final:	12.850	13.450	26.300
				Place: 48*	48*	29T	27T	46*	45*	58T

2017 WPO Prelim & Team Finals

Meet Results







Jan 13, 2017

Rank	Num	Name	Gym							AA	
61	124	Connor Lyons	ASU	Diff:	Exec:	ND:	Final:	Place:	4.200	4.000	26.050
				Exec:	ND:	Final:	Place:		9.050	8.800	61
				Final:	Place:				13.250	12.800	
					48*	48*	50*	49*	20	16T	
62	217	Joe Medina	Springfield	Diff: 4.400	Exec: 8.550	ND:	Final: 12.950	Place: 27T	25.900
				Exec:	ND:	Final:	Place:	62
				Final:	Place:	
					48*	50*	39T	46*	45*		
63	220	Kieran Serrata	Springfield	Diff: 4.300	Exec: 8.550	ND:	Final: 12.850	Place: 29T	25.800
				Exec:	ND:	Final:	Place:	63
				Final:	Place:	
					48*	25T	49*	46*	45*		
64T	190	Christopher Sands	Penn State	Diff: 5.200	Exec: 7.250	ND:	Final: 12.450	Place: 37T	25.750
				Exec:	ND:	Final:	Place:	64T
				Final:	Place:	
					48*	16T	49*	46*	45*		
64T	128	Jared Newman	ASU	Diff:	Exec:	ND:	Final:	Place:	3.800	25.750
				Exec:	ND:	Final:	Place:	8.900	64T
				Final:	Place:	
					48*	23	49*	46*	19*		
64T	235	Evan Salters	Temple	Diff:	Exec:	ND:	Final:	Place:	4.200	3.800	25.750
				Exec:	ND:	Final:	Place:		8.700	9.050	64T
				Final:	Place:	
					48*	27T	49*	26	45*		
67	129	Andre Pelletier	ASU	Diff:	Exec:	ND:	Final:	Place:	4.000	4.200	25.600
				Exec:	ND:	Final:	Place:		9.150	8.250	67
				Final:	Place:	
					48*	50*	49*	21T	25T		
68	189	Noah Roberson	Penn State	Diff: 5.100	Exec: 7.000	ND:	Final: 12.100	Place: 41T	25.550
				Exec:	ND:	Final:	Place:	68
				Final:	Place:	
					48*	14	49*	46*	45*		
69	202	Nick Cramer	Springfield	Diff:	Exec:	ND:	Final:	Place:	4.600	4.000	25.400
				Exec:	ND:	Final:	Place:		8.600	8.200	69
				Final:	Place:	
					48*	43	49*	46*	45*		
70	140	Christian Correale	Navy	Diff:	Exec:	ND:	Final:	Place:	4.600	4.400	25.100
				Exec:	ND:	Final:	Place:		8.600	7.500	70
				Final:	Place:	
					48*	19T	49*	38T	45*		

2017 WPO Prelim & Team Finals

Meet Results







Jan 13, 2017

Rank	Num	Name	Gym							AA					
71	143	Andy Jones	Navy	Diff: 4.900	Exec: 6.700	ND: _____	Final: 11.600	Place: 45	Diff: 4.800	Exec: 8.500	ND: -0.100	Final: 13.200	Place: 34	24.800	71
72	111	Elijah-Ty Phelps	*Army	Diff: _____	Exec: _____	ND: _____	Final: _____	Place: 48*	Diff: 4.500	Exec: 8.650	ND: _____	Final: 13.150	Place: 15T	24.750	72
73	163	Jordan King	Nebraska	Diff: _____	Exec: _____	ND: _____	Final: _____	Place: 48*	Diff: 4.300	Exec: 7.550	ND: _____	Final: 11.850	Place: 38T	24.550	73
74	155	Heath Anderson	Nebraska	Diff: _____	Exec: _____	ND: _____	Final: _____	Place: 48*	Diff: _____	Exec: _____	ND: _____	Final: _____	Place: 38T	14.450	74
75	182	Ben Cooperman	Penn State	Diff: _____	Exec: _____	ND: _____	Final: _____	Place: 48*	Diff: _____	Exec: _____	ND: _____	Final: _____	Place: 48*	14.400	75
76	174	Brayden Borromeo	Penn State	Diff: _____	Exec: _____	ND: _____	Final: _____	Place: 48*	Diff: _____	Exec: _____	ND: _____	Final: _____	Place: 48*	14.250	76
77	181	Colin Coates	Penn State	Diff: _____	Exec: _____	ND: _____	Final: _____	Place: 48*	Diff: 5.300	Exec: 8.800	ND: _____	Final: 14.100	Place: 3	14.100	77
78	187	Jeremy Munn	Penn State	Diff: _____	Exec: _____	ND: _____	Final: _____	Place: 48*	Diff: _____	Exec: _____	ND: _____	Final: _____	Place: 48*	14.050	78
79	223	Lucas Wilcox	Springfield	Diff: _____	Exec: _____	ND: _____	Final: _____	Place: 48*	Diff: _____	Exec: _____	ND: _____	Final: _____	Place: 48*	13.650	79
80T	159	Joshua Everitt	Nebraska	Diff: _____	Exec: _____	ND: _____	Final: _____	Place: 48*	Diff: _____	Exec: _____	ND: _____	Final: _____	Place: 48*	13.600	80T

2017 WPO Prelim & Team Finals

Meet Results

Jan 13, 2017







Rank	Num	Name	Gym							AA
80T	145	Wyatt LaPointe	Navy	Diff:	5.300	
				Exec:	8.300	
				ND:	
				Final:	13.600	13.600
				Place: 48*	48*	10T	49*	46*	45*	80T
82T	201	Drew Carter	Springfield	Diff:	4.300	
				Exec:	9.000	
				ND:	
				Final:	13.300	13.300
				Place: 48*	48*	16T	49*	46*	45*	82T
82T	160	Travis Gollott	Nebraska	Diff:	5.100	
				Exec:	8.200	
				ND:	
				Final:	13.300	13.300
				Place: 48*	11*	50*	49*	46*	45*	82T
84	122	Austin Kane	ASU	Diff:	4.800	
				Exec:	8.350	
				ND:	
				Final:	13.150	13.150
				Place: 48*	15T	50*	49*	46*	45*	84
85	114	Brandon Shively	*Army	Diff:	4.500	
				Exec:	8.500	
				ND:	
				Final:	13.000	13.000
				Place: 48*	19T	50*	49*	46*	45*	85
86	188	Stephen Nedoroscik	Penn State	Diff:	5.700	
				Exec:	7.000	
				ND:	
				Final:	12.700	12.700
				Place: 48*	26T	50*	49*	46*	45*	86
87	118	Jay Barnish	ASU	Diff:	4.300	
				Exec:	8.350	
				ND:	
				Final:	12.650	12.650
				Place: 48*	48*	37	49*	46*	45*	87
88	110	Liam O'Hara	*Army	Diff: 4.500	
				Exec: 8.700	
				ND: -0.600	
				Final: 12.600	12.600
				Place: 34T	48*	50*	49*	46*	45*	88
89	113	Rex Scott	*Army	Diff:	4.000	
				Exec:	8.850	
				ND:	-0.300	
				Final:	12.550	12.550
				Place: 48*	48*	50*	44T	46*	45*	89
90T	199	Alex Campagnone	Springfield	Diff:	4.400	
				Exec:	8.400	
				ND:	-0.300	
				Final:	12.500	12.500
				Place: 48*	48*	50*	46	46*	45*	90T

2017 WPO Prelim & Team Finals

Meet Results

Jan 13, 2017







Men / E
Session: 1

Rank	Num	Name	Gym							AA
90T	146	Will Longwe	Navy	Diff:	Exec:	ND:	Final:	Place:	4.600	12.500
				Exec:	ND:	Final:	Place:		7.900	90T
				Final:	Place:				12.500	23T
				Place: 48*	48*	50*	49*	46*		
92	231	Joe Luca	Temple	Diff:	Exec:	ND:	Final:	Place:	4.000	12.400
				Exec:	ND:	Final:	Place:		8.400	92
				Final:	Place:				12.400	
				Place: 48*	32	50*	49*	46*	45*	
93	131	Chas Van De Motter	ASU	Diff:	Exec:	ND:	Final:	Place:	4.100	12.150
				Exec:	ND:	Final:	Place:		8.050	93
				Final:	Place:				12.150	30T
				Place: 48*	48*	50*	49*	46*		
94T	232	Michael Luca	Temple	Diff:	Exec:	ND:	Final:	Place:	2.900	11.850
				Exec:	ND:	Final:	Place:		8.950	94T
				Final:	Place:				11.850	
				Place: 48*	48*	45	49*	46*	45*	
94T	207	Mike Grimaldi	Springfield	Diff:	Exec:	ND:	Final:	Place:	3.500	11.850
				Exec:	ND:	Final:	Place:		8.350	94T
				Final:	Place:				11.850	
				Place: 48*	48*	50*	49*	46*	33	
96	150	Ben Provost	Navy	Diff:	Exec:	ND:	Final:	Place:	4.100	11.750
				Exec:	ND:	Final:	Place:		7.650	96
				Final:	Place:				11.750	
				Place: 48*	48*	50*	49*	46*	34	
97T	225	Wayne Conley	Temple	Diff:	Exec:	ND:	Final:	Place:	3.200	11.600
				Exec:	ND:	Final:	Place:		8.400	97T
				Final:	Place:				11.600	
				Place: 48*	48*	50*	49*	46*	38	
97T	108	Andre Hufnagel	*Army	Diff:	Exec:	ND:	Final:	Place:	4.000	11.600
				Exec:	ND:	Final:	Place:		7.600	97T
				Final:	Place:				11.600	
				Place: 48*	40T	50*	49*	46*	45*	
99T	142	Vadim Ivanov	Navy	Diff:	Exec:	ND:	Final:	Place:	4.200	11.450
				Exec:	ND:	Final:	Place:		7.250	99T
				Final:	Place:				11.450	
				Place: 48*	43	50*	49*	46*	45*	
99T	194	Alex Thomason	Penn State	Diff:	Exec:	ND:	Final:	Place:	4.600	11.450
				Exec:	ND:	Final:	Place:		6.850	99T
				Final:	Place:				11.450	
				Place: 48*	48*	50*	49*	46*	39T	

2017 WPO Prelim & Team Finals

Meet Results

Jan 13, 2017







Rank	Num	Name	Gym							AA
101	104	James Gamarra	*Army	Diff:	3.600	
				Exec:	7.800	
				ND:	
				Final:	11.400	11.400
				Place: 48*	44T	50*	49*	46*	45*	101
102	229	Timothy Jones	Temple	Diff: 4.300	
				Exec: 7.000	
				ND:	
				Final: 11.300	11.300
				Place: 46	48*	50*	49*	46*	45*	102
103	141	Mitchell Fornek	Navy	Diff:	4.500	
				Exec:	6.200	
				ND:	
				Final:	10.700	10.700
				Place: 48*	48*	50*	49*	46*	43	103
104	222	Jeremy Vera	Springfield	Diff:	3.000	
				Exec:	7.100	
				ND:	
				Final:	10.100	10.100
				Place: 48*	48*	49	49*	46*	45*	104
105*	203	Matt DeGrandpre	Springfield	Diff:	
				Exec:	
				ND:	
				Final:	0.000
				Place: 48*	48*	50*	49*	46*	45*	105*
105*	205	Conor Galvin	Springfield	Diff:	
				Exec:	
				ND:	
				Final:	0.000
				Place: 48*	48*	50*	49*	46*	45*	105*
105*	209	Nick Jama	Springfield	Diff:	
				Exec:	
				ND:	
				Final:	0.000
				Place: 48*	48*	50*	49*	46*	45*	105*
105*	200	Ethan Campion	Springfield	Diff:	
				Exec:	
				ND:	
				Final:	0.000
				Place: 48*	48*	50*	49*	46*	45*	105*
105*	192	Greg Tamargo	Penn State	Diff:	
				Exec:	
				ND:	
				Final:	0.000
				Place: 48*	48*	50*	49*	46*	45*	105*
105*	193	Kameron Tang	Penn State	Diff:	
				Exec:	
				ND:	
				Final:	0.000
				Place: 48*	48*	50*	49*	46*	45*	105*

2017 WPO Prelim & Team Finals

Meet Results

Jan 13, 2017

Men / E
Session: 1







Rank	Num	Name	Gym							AA					
105*	198	Isaiah Burgess	Springfield	Diff:	Exec:	ND:	Final:	Place: 48*	48*	50*	49*	46*	45*	0.000	105*
105*	221	Derek Terrano	Springfield	Diff:	Exec:	ND:	Final:	Place: 48*	48*	50*	49*	46*	45*	0.000	105*
105*	226	Joe Fernandes	Temple	Diff:	Exec:	ND:	Final:	Place: 48*	48*	50*	49*	46*	45*	0.000	105*
105*	237	Antone Wright	Temple	Diff:	Exec:	ND:	Final:	Place: 48*	48*	50*	49*	46*	45*	0.000	105*
105*	219	Anthony Schoberl	Springfield	Diff:	Exec:	ND:	Final:	Place: 48*	48*	50*	49*	46*	45*	0.000	105*
105*	210	Ryan Kearns	Springfield	Diff:	Exec:	ND:	Final:	Place: 48*	48*	50*	49*	46*	45*	0.000	105*
105*	213	Tim Lebbossiere	Springfield	Diff:	Exec:	ND:	Final:	Place: 48*	48*	50*	49*	46*	45*	0.000	105*
105*	215	Corey Matthews	Springfield	Diff:	Exec:	ND:	Final:	Place: 48*	48*	50*	49*	46*	45*	0.000	105*
105*	191	Joshua Smith	Penn State	Diff:	Exec:	ND:	Final:	Place: 48*	48*	50*	49*	46*	45*	0.000	105*
105*	154	Connor Adamsick	Nebraska	Diff:	Exec:	ND:	Final:	Place: 48*	48*	50*	49*	46*	45*	0.000	105*

2017 WPO Prelim & Team Finals

Meet Results

Jan 13, 2017







Men / E
Session: 1

Rank	Num	Name	Gym							AA						
105*	168	Brenon Sommers	Nebraska	Diff:	Exec:	ND:	Final:	Place:	48*	48*	50*	49*	46*	45*	0.000	105*
105*	171	Coleman Tokar	Nebraska	Diff:	Exec:	ND:	Final:	Place:	48*	48*	50*	49*	46*	45*	0.000	105*
105*	151	Joel Schneider	Navy	Diff:	Exec:	ND:	Final:	Place:	48*	48*	50*	49*	46*	45*	0.000	105*
105*	112	Joe Pritts	*Army	Diff:	Exec:	ND:	Final:	Place:	48*	48*	50*	49*	46*	45*	0.000	105*
105*	144	Gunnar Jongebloed	Navy	Diff:	Exec:	ND:	Final:	Place:	48*	48*	50*	49*	46*	45*	0.000	105*
105*	147	Cian McConnell	Navy	Diff:	Exec:	ND:	Final:	Place:	48*	48*	50*	49*	46*	45*	0.000	105*
105*	177	Matthew Bunke	Penn State	Diff:	Exec:	ND:	Final:	Place:	48*	48*	50*	49*	46*	45*	0.000	105*
105*	184	Issac Hammet	Penn State	Diff:	Exec:	ND:	Final:	Place:	48*	48*	50*	49*	46*	45*	0.000	105*
105*	185	Quest Hayden	Penn State	Diff:	Exec:	ND:	Final:	Place:	48*	48*	50*	49*	46*	45*	0.000	105*
105*	176	Paul Brower	Penn State	Diff:	Exec:	ND:	Final:	Place:	48*	48*	50*	49*	46*	45*	0.000	105*

2017 WPO Prelim & Team Finals

Meet Results

Jan 13, 2017

Rank	Num	Name	Gym							AA
105*	172	Andrew Zymball	Nebraska	Diff: —. —.	Diff: —. —.	Diff: —. —.	Diff: —. —.	Diff: —. —.	Diff: —. —.	
				Exec: —. —.	Exec: —. —.	Exec: —. —.	Exec: —. —.	Exec: —. —.	Exec: —. —.	
				ND: —. —.	ND: —. —.	ND: —. —.	ND: —. —.	ND: —. —.	ND: —. —.	
				Final: —. —.	Final: —. —.	Final: —. —.	Final: —. —.	Final: —. —.	Final: —. —.	0.000
				Place: 48*	Place: 48*	Place: 50*	Place: 49*	Place: 46*	Place: 45*	105*
105*	173	Luke Belvedere	Penn State	Diff: —. —.	Diff: —. —.	Diff: —. —.	Diff: —. —.	Diff: —. —.	Diff: —. —.	
				Exec: —. —.	Exec: —. —.	Exec: —. —.	Exec: —. —.	Exec: —. —.	Exec: —. —.	
				ND: —. —.	ND: —. —.	ND: —. —.	ND: —. —.	ND: —. —.	ND: —. —.	
				Final: —. —.	Final: —. —.	Final: —. —.	Final: —. —.	Final: —. —.	Final: —. —.	0.000
				Place: 48*	Place: 48*	Place: 50*	Place: 49*	Place: 46*	Place: 45*	105*
105*	175	Joe Boyle	Penn State	Diff: —. —.	Diff: —. —.	Diff: —. —.	Diff: —. —.	Diff: —. —.	Diff: —. —.	
				Exec: —. —.	Exec: —. —.	Exec: —. —.	Exec: —. —.	Exec: —. —.	Exec: —. —.	
				ND: —. —.	ND: —. —.	ND: —. —.	ND: —. —.	ND: —. —.	ND: —. —.	
				Final: —. —.	Final: —. —.	Final: —. —.	Final: —. —.	Final: —. —.	Final: —. —.	0.000
				Place: 48*	Place: 48*	Place: 50*	Place: 49*	Place: 46*	Place: 45*	105*