

NCAA Gymnastics Score Sheet

Teams: Home Michigan State Univ. Visitor Ohio State Univ.

Date Mar 22, 2014 Place Penn State Univeristy Attendance 0

Name		1	2	3	4	nd	AVE	Name		1	2	3	4	nd	AVE
V A U L T	1 Lisa Burt 401	9.70	9.80	9.70	9.75		9.725	1 Sarah Grady 707	9.65	9.75	9.70	9.65		9.675	
	2 Ashley Noll 409	9.70	9.65	9.60	9.70		9.675	2 Jaine' Van Putten 712	9.75	9.75	9.75	9.80		9.750	
	3 Danielle Levy 408	9.65	9.70	9.70	9.75		9.700	3 Victoria Aepli 702	9.75	9.80	9.75	9.70		9.750	
	4 Alina Cartwright 403	9.80	9.85	9.80	9.80		9.800	4 Tenille Funches 706	9.75	9.80	9.75	9.85		9.775	
	5 Brittany Holmes 406	9.40	9.55	9.40	9.45		9.425	5 Melanie Shaffer 711	9.80	9.85	9.70	9.85		9.825	
								6 Sarah Miller 710	9.90	9.90	9.85	9.90		9.900	

Vault Score: **48.325** Running Score: **48.325** Vault Score: **49.000** Running Score: **49.000**

B A R S	1 Brittany Holmes 406	9.75	9.75	9.75	9.65		9.750	1 Sarah Grady 707	9.80	9.75	9.70	9.75		9.750
	2 Mackenzie Smith 412	8.70	9.10	8.80	8.70		8.750	2 Tenille Funches 706	9.80	9.80	9.80	9.80		9.800
	3 Alina Cartwright 403	9.75	9.75	9.85	9.80		9.775	3 Maggie Dunn 705	9.85	9.80	9.75	9.80		9.800
	4 Ashley Noll 409	9.75	9.80	9.75	9.75		9.750	4 Samantha Kent 708	9.80	9.75	9.80	9.70		9.775
	5 Danielle Levy 408	9.70	9.75	9.70	9.70		9.700	5 Victoria Aepli 702	9.95	9.90	9.85	9.85		9.875
	6 Lisa Burt 401	9.80	9.85	9.85	9.85		9.850	6 Melanie Shaffer 711	9.90	9.85	9.90	9.90		9.900

Bars Score: **48.825** Running Score: **97.150** Bars Score: **49.150** Running Score: **98.150**

B E A M	1 Brittany Holmes 406	9.70	9.60	9.75	9.70		9.700	1 Sarah Grady 707	9.80	9.65	9.80	9.65		9.725
	2 Ashley Noll 409	9.05	9.15	9.15	9.10		9.125	2 Tenille Funches 706	9.45	9.80	9.75	9.65		9.700
	3 Lisa Burt 401	9.70	9.75	9.80	9.80		9.775	3 Maggie Dunn 705	9.85	9.75	9.80	9.80		9.800
	4 Holly Ryan 411	8.90	9.00	8.80	8.90		8.900	4 Melanie Shaffer 711	9.70	9.80	9.85	9.80		9.800
	5 Alina Cartwright 403	9.85	9.80	9.90	9.75		9.825	5 Victoria Aepli 702	9.65	9.85	9.80	9.85		9.825
	6 Alex Pace 410	9.70	9.80	9.80	9.85		9.800	6 Sarah Miller 710	9.85	9.80	9.85	9.90		9.850

Beam Score: **48.225** Running Score: **145.375** Beam Score: **49.000** Running Score: **147.150**

F L O O R	1 Brittany Holmes 406	9.65	9.65	9.70	9.65		9.650	1 Maggie Dunn 705	9.75	9.70	9.75	9.75		9.750
	2 Kira Frederick 405	9.80	9.75	9.85	9.70		9.775	2 Tenille Funches 706	9.80	9.80	9.85	9.85		9.825
	3 Lisa Burt 401	9.85	9.75	9.85	9.80		9.825	3 Sarah Miller 710	9.90	9.85	9.90	9.85		9.875
	4 Alina Cartwright 403	9.85	9.80	9.80	9.85		9.825	4 Victoria Aepli 702	9.90	9.80	9.80	9.80		9.800
	5 Elena Lagoski 407	9.90	9.85	9.90	9.90		9.900	5 Alex DeLuca 704	9.80	9.85	9.85	9.85		9.850
	6 Danielle Levy 408	9.80	9.90	9.80	9.80		9.800	6 Melanie Shaffer 711	9.95	9.85	9.90	9.90		9.900

Floor Score: **49.125** Running Score: **194.500** Floor Score: **49.250** Running Score: **196.400**

Final Team Score: 194.500 Final Team Score: 196.400

All-Arounders

All-Arounders

VT	Burt	Cartwright	Holmes			Aepli	Funches	Shaffer		
UB	9.725	9.800	9.425			9.750	9.775	9.825		
BB	9.850	9.775	9.750			9.875	9.800	9.900		
FX	9.775	9.825	9.700			9.825	9.700	9.800		
AA	9.825	9.825	9.650			9.800	9.825	9.900		
	39.175	39.225	38.525			39.250	39.100	39.425		

Judge's Signatures: *[Signatures]*
 * Head Judge: *[Signatures]*
 Coach's Signature: *[Signatures]*

NCAA Gymnastics Score Sheet

Teams: Home Univ. of Iowa

Visitor Univ. of Michigan

Date Mar 22, 2014

Place Penn State Univeristy

Attendance 0

Name		1	2	3	4	nd	AVE	Name		1	2	3	4	nd	AVE
V A U L T	1 Caroline McCrady	210	9.75	9.70	9.70	9.65	9.700	1 Talia Chiarelli	305	9.70	9.60	9.70	9.75		9.700
	2 Sydney Hoerr	207	9.80	9.75	9.75	9.85	9.775	2 Nicole Artz	302	9.75	9.75	9.75	9.85		9.750
	3 Alie Glover	206	9.85	9.75	9.75	9.85	9.800	3 Sachi Sugiyama	311	9.85	9.95	9.90	9.85		9.875
	4 Ashleigh Edlin	204	9.80	9.85	9.80	9.70	9.800	4 Natalie Beilstein	303	9.95	9.90	9.95	9.90		9.925
	5 Angel Metcalf	209	9.80	9.85	9.80	9.80	9.800	5 Joanna Sampson	309	9.80	9.85	9.90	9.85		9.850
	6 Jordyn Doherty	202	9.80	9.90	9.85	9.85	9.850	6 Austin Sheppard	310	10.00	9.90	9.95	9.95		9.950

Vault Score: **49.025**

Running Score: **49.025**

Vault Score: **49.350**

Running Score: **49.350**

B A R S	1 Alie Glover	206	9.80	9.65	9.70	9.65	9.675	1 Sachi Sugiyama	311	9.90	9.90	9.90	9.90		9.900
	2 Jordyn Doherty	202	9.60	9.60	9.60	9.50	9.600	2 Nicole Artz	302	9.85	9.80	9.80	9.85		9.825
	3 Mollie Drenth	203	9.70	9.75	9.70	9.75	9.725	3 Shelby Gies	306	9.85	9.80	9.85	9.85		9.850
	4 Maryah Huntley	208	9.65	9.50	9.65	9.65	9.650	4 Austin Sheppard	310	9.75	9.85	9.90	9.80		9.825
	5 Angel Metcalf	209	9.60	9.80	9.75	9.75	9.750	5 Joanna Sampson	309	9.95	9.90	9.90	9.95		9.925
	6 Sydney Hoerr	207	9.85	9.75	9.85	9.85	9.850	6 Natalie Beilstein	303	9.90	9.90	9.95	9.90		9.900

Bars Score: **48.650**

Running Score: **97.675**

Bars Score: **49.400**

Running Score: **98.750**

B E A M	1 Caitlin Tanzer	212	9.45	9.60	9.65	9.60	9.600	1 Nicole Artz	302	9.85	9.90	9.90	9.80		9.875
	2 Mollie Drenth	203	9.70	9.70	9.70	9.80	9.700	2 Talia Chiarelli	305	9.85	9.80	9.80	9.90		9.825
	3 Ashleigh Edlin	204	9.60	9.50	9.50	9.60	9.550	3 Shelby Gies	306	9.85	9.80	9.80	9.80		9.800
	4 Alie Glover	206	9.85	9.75	9.80	9.75	9.775	4 Lindsay Williams	312	9.80	9.80	9.80	9.80		9.800
	5 Maryah Huntley	208	9.05	9.00	8.70	9.15	9.025	5 Joanna Sampson	309	9.75	9.80	9.75	9.90		9.775
	6 Angel Metcalf	209	9.85	9.85	9.85	9.90	9.850	6 Reema Zakharia	313	9.75	9.80	9.90	9.80		9.800

Beam Score: **48.475**

Running Score: **146.150**

Beam Score: **49.100**

Running Score: **147.850**

F L O O R	1 Alie Glover	206	9.85	9.75	9.80	9.75	9.775	1 Sachi Sugiyama	311	9.95	9.85	9.95	9.85		9.900
	2 Ashleigh Edlin	204	9.25	9.25	9.25	9.20	9.250	2 Brooke Parker	308	9.65	9.75	9.70	9.60		9.675
	3 Maryah Huntley	208	9.80	9.75	9.80	9.80	9.800	3 Natalie Beilstein	303	10.00	9.90	9.95	9.95		9.950
	4 Sydney Hoerr	207	9.95	9.85	9.90	9.85	9.875	4 Nicole Artz	302	9.95	9.90	9.95	9.90		9.925
	5 Mollie Drenth	203	9.85	9.80	9.90	9.85	9.850	5 Reema Zakharia	313	9.95	9.90	9.95	9.90		9.925
	6 Angel Metcalf	209	9.95	9.90	9.95	9.90	9.925	6 Joanna Sampson	309	10.00	9.95	10.00	10.00		10.000

Floor Score: **49.225**

Running Score: **195.375**

Floor Score: **49.700**

Running Score: **197.550**

Final Team Score: **195.375**

Final Team Score: **197.550**

All-Arounders

All-Arounders

V T U B B B F X A A	Glover	Metcalf						Artz	Sampson						
	9.800	9.800						9.750	9.850						
	9.675	9.750						9.825	9.925						
	9.775	9.850						9.875	9.775						
	9.775	9.925						9.925	10.000						
	39.025	39.325						39.375	39.550						

Judge's Signatures: *[Signatures]*
 * Head Judge: *[Signatures]*
 Coach's Signature: *[Signatures]*

NCAA Gymnastics Score Sheet

Teams: Home *Penn State Univ. Visitor Univ. of Illinois
 Date Mar 22, 2014 Place Penn State University Attendance 0

	Name	1	2	3	4	nd	AVE	Name	1	2	3	4	nd	AVE
V A U L T	1 Lindsay Musgrove 805	9.75	9.75	9.80	9.75		9.750	1 Heather Foley 104	9.75	9.85	9.75	9.80		9.775
	2 Krystal Welsh 812	9.85	9.95	9.90	9.90		9.900	2 Giana O'Connor 114	9.90	9.80	9.75	9.90		9.850
	3 Randi Lau 803	9.80	9.90	9.85	9.70		9.825	3 Emily Lennon 109	9.65	9.75	9.75	9.80		9.750
	4 Cassidy Stauder 811	9.70	9.75	9.80	9.80		9.775	4 Mary Jane Horth 106	9.80	9.85	9.85	9.85		9.850
	5 Emma Sibson 809	9.90	9.90	9.80	9.95		9.900	5 Amber See 115	9.20	9.20	9.25	9.25		9.225
	6 Sidney Sanabria-Robl 808	9.85	9.85	9.85	9.90		9.850	6 Erin Buchanan 101	9.85	9.85	9.90	9.90		9.875

Vault Score: **49.250** Running Score: **49.250** Vault Score: **49.100** Running Score: **49.100**

B A R S	1 Samantha Musto 806	9.90	9.75	9.80	9.85		9.825	1 Jordan Naleway 112	9.75	9.75	9.85	9.80		9.775
	2 Alex Witt 813	9.75	9.80	9.80	9.80		9.800	2 Giana O'Connor 114	9.75	9.80	9.80	9.85		9.800
	3 Nicole Medvitz 804	9.85	9.85	9.90	9.80		9.850	3 Mary Jane Horth 106	9.85	9.85	9.90	9.90		9.875
	4 Sidney Sanabria-Robl 808	9.90	9.85	9.85	9.90		9.875	4 Liz McNabb 111	9.75	9.85	9.80	9.80		9.800
	5 Krystal Welsh 812	9.95	9.85	9.85	9.85		9.850	5 Sarah Fiedler 103	9.90	9.90	9.80	9.85		9.875
	6 Cassidy Stauder 811	9.85	9.90	9.90	9.90		9.900	6 Sunny Kato 108	9.75	9.85	9.90	9.90		9.875

Bars Score: **49.300** Running Score: **98.550** Bars Score: **49.225** Running Score: **98.325**

B E A M	1 Krystal Welsh 812	9.85	9.85	9.90	9.75		9.850	1 Giana O'Connor 114	9.25	9.40	9.30	9.30		9.300
	2 Emma Sibson 809	9.00	9.15	9.10	9.05		9.075	2 Amber See 115	9.65	9.80	9.75	9.80		9.775
	3 Randi Lau 803	8.80	9.05	8.65	8.70		8.750	3 Liz McNabb 111	9.80	9.80	9.80	9.85		9.800
	4 Nicole Medvitz 804	9.90	9.85	9.85	9.90		9.875	4 Mary Jane Horth 106	9.75	9.85	9.80	9.80		9.800
	5 Sidney Sanabria-Robl 808	9.85	9.80	9.80	9.90		9.825	5 Sarah Fiedler 103	9.75	9.80	9.80	9.80		9.800
	6 Cassidy Stauder 811	9.85	9.90	9.85	9.90		9.875	6 Sunny Kato 108	9.80	9.85	9.80	9.75		9.800

Beam Score: **48.500** Running Score: **147.050** Beam Score: **48.975** Running Score: **147.300**

F L O O R	1 Sidney Sanabria-Robl 808	9.85	9.80	9.80	9.80		9.800	1 Jordan Naleway 112	9.85	9.80	9.90	9.85		9.850
	2 Randi Lau 803	9.85	9.85	9.90	9.85		9.850	2 Kelsi Eberly 102	9.85	9.85	9.80	9.80		9.825
	3 Cassidy Stauder 811	9.95	9.80	9.90	9.85		9.875	3 Sarah Fiedler 103	9.85	9.85	9.85	9.85		9.850
	4 Emma Sibson 809	9.90	9.90	9.95	9.90		9.900	4 Giana O'Connor 114	9.90	9.90	9.95	9.85		9.900
	5 Lindsay Musgrove 805	9.90	9.90	9.90	9.85		9.900	5 Erin Buchanan 101	9.85	9.85	9.75	9.80		9.825
	6 Krystal Welsh 812	9.85	9.90	9.90	9.90		9.900	6 Amber See 115	9.90	9.95	9.90	9.90		9.900

Floor Score: **49.425** Running Score: **196.475** Floor Score: **49.325** Running Score: **196.625**

Final Team Score: 196.475 Final Team Score: 196.625

All-Arounders				All-Arounders			
	Sanabria-Robl	Stauder	Welsh		O'Connor		
VT	9.850	9.775	9.900		9.850		
UB	9.875	9.900	9.850		9.800		
BB	9.825	9.875	9.850		9.300		
FX	9.800	9.875	9.900		9.900		
AA	39.350	39.425	39.500		38.850		

Judge's Signatures: *[Signatures]*
 * Head Judge: *[Signatures]*
 Coach's Signature: *[Signatures]*

NCAA Gymnastics Score Sheet

Teams: Home Univ. of Minnesota Visitor Univ. of Nebraska
 Date Mar 22, 2014 Place Penn State University Attendance 0

Name		1	2	3	4	nd	AVE	Name		1	2	3	4	nd	AVE
V A U L T	1 Baillie Holst 507	9.80	9.85	9.90	9.85		9.850	1 Jennie Laeng 604	9.85	9.85	9.80	9.85		9.850	
	2 Rachel Haines 505	9.85	9.80	9.85	9.85		9.850	2 Ariel Martin 608	9.90	9.85	9.85	9.85		9.850	
	3 Jenny Covers 503	9.90	9.90	9.85	9.90		9.900	3 Desire Stephens 611	9.85	9.75	9.85	9.70		9.800	
	4 Kayla Slechta 513	9.65	9.75	9.75	9.70		9.725	4 Hollie Blanske 602	9.90	9.90	9.90	9.95		9.900	
	5 Kylie Schermann 512	9.80	9.75	9.75	9.85		9.775	5 Emily Wong 612	9.80	9.80	9.80	9.90		9.800	
	6 Lindsay Mable 508	10.00	10.00	9.95	10.00		10.000	6 Jessie DeZiel 603	9.95	9.85	9.95	9.90		9.925	

Vault Score: **49.375** Running Score: **49.375** Vault Score: **49.325** Running Score: **49.325**

B A R S	1 Jenny Covers 503	9.85	9.75	9.70	9.80		9.775	1 Desire Stephens 611	9.80	9.85	9.80	9.75		9.800
	2 Kayla Slechta 513	9.85	9.75	9.85	9.90		9.850	2 Amanda Lauer 606	9.85	9.80	9.85	9.85		9.850
	3 Baillie Holst 507	9.90	9.90	9.85	9.90		9.900	3 Jennie Laeng 604	9.80	9.80	9.75	9.80		9.800
	4 Lindsay Mable 508	9.90	9.90	9.85	9.95		9.900	4 Hollie Blanske 602	9.85	9.85	9.85	9.85		9.850
	5 Madie Hanley 506	9.35	9.30	9.30	9.35		9.325	5 Jessie DeZiel 603	9.90	9.95	9.90	9.90		9.900
	6 Kaitlin Rahon 510	9.55	9.55	9.65	9.40		9.550	6 Emily Wong 612	9.30	9.35	9.35	9.20		9.325

Bars Score: **48.975** Running Score: **98.350** Bars Score: **49.200** Running Score: **98.525**

B E A M	1 Justine Cherwink 502	9.10	9.05	9.20	8.90		9.075	1 Amanda Lauer 606	9.80	9.75	9.80	9.80		9.800
	2 Jenny Covers 503	9.75	9.65	9.65	9.75		9.700	2 Hollie Blanske 602	9.90	9.75	9.90	9.90		9.900
	3 Rachel Haines 505	9.70	9.75	9.85	9.80		9.775	3 Jennie Laeng 604	9.70	9.75	9.65	9.80		9.725
	4 Dusti Russell 511	9.85	9.90	9.80	9.85		9.850	4 Jamie Schleppenbach 610	9.50	9.60	9.50	9.60		9.550
	5 Lindsay Mable 508	9.90	9.90	9.90	9.90		9.900	5 Jessie DeZiel 603	9.30	9.35	9.20	9.30		9.300
	6 Kylie Schermann 512	9.70	9.80	9.70	9.85		9.750	6 Emily Wong 612	9.95	9.90	9.95	9.95		9.950

Beam Score: **48.975** Running Score: **147.325** Beam Score: **48.925** Running Score: **147.450**

F L O O R	1 Justine Cherwink 502	9.85	9.85	9.90	9.85		9.850	1 Jamie Schleppenbach 610	9.85	9.80	9.80	9.80		9.800
	2 Baillie Holst 507	9.85	9.80	9.85	9.80		9.825	2 Jennie Laeng 604	9.80	9.80	9.90	9.80		9.800
	3 Jenny Covers 503	9.90	9.85	9.90	9.85		9.875	3 Desire Stephens 611	9.85	9.80	9.85	9.75		9.825
	4 Kayla Slechta 513	9.95	9.90	9.90	9.90		9.900	4 Jessie DeZiel 603	9.85	9.90	9.95	9.95		9.925
	5 Kylie Schermann 512	9.85	9.90	9.85	9.90		9.875	5 Hollie Blanske 602	9.95	9.90	9.95	9.95		9.950
	6 Lindsay Mable 508	9.90	9.90	9.80	9.80		9.850	6 Emily Wong 612	10.00	10.00	10.00	10.00		10.000

Floor Score: **49.350** Running Score: **196.675** Floor Score: **49.500** Running Score: **196.950**

Final Team Score: 196.675 Final Team Score: 196.950

All-Arounders

All-Arounders

V T	Covers	Mable						Blanske	DeZiel	Laeng	Wong				
	9.900	10.000						9.900	9.925	9.850	9.800				
	U B	9.775	9.900						9.850	9.900	9.800	9.325			
		B B	9.700	9.900						9.900	9.300	9.725	9.950		
			F X	9.875	9.850						9.950	9.925	9.800	10.000	
		AA		39.250	39.650					39.600	39.050	39.175	39.075		

Judge's Signatures: *[Signatures]*
 * Head Judge: *[Signatures]*
 Coach's Signature: *[Signatures]*





2014 Big Ten Championships

Team Results

Mar 22, 2014

Page: 1
Printed: 3/22/2014 6:45 PM

Women / 10
Session: All

Rank	Gym	Team	Score				
1	Michigan	X	197.550	49.350 2	49.400 1	49.100 1	49.700 1
2	Nebraska	X	196.950	49.325 3	49.200 4	48.925 5	49.500 2
3	Minnesota	X	196.675	49.375 1	48.975 6	48.975 3T	49.350 4
4	Illinois	X	196.625	49.100 5	49.225 3	48.975 3T	49.325 5
5	Penn State	X	196.475	49.250 4	49.300 2	48.500 6	49.425 3
6	Ohio State	X	196.400	49.000 7	49.150 5	49.000 2	49.250 6
7	Iowa	X	195.375	49.025 6	48.650 8	48.475 7	49.225 7
8	MSU	X	194.500	48.325 8	48.825 7	48.225 8	49.125 8

2014 Big Ten Championships

Event Results - Vault

Mar 22, 2014

Page: 1
Printed: 3/22/2014 6:45 PM

Women / 10
Session: All



Rank	Num	Name	Gym	Start	Score	Out
1	508	Lindsay Mable	Minnesota	—	10.000	0.000
2	310	Austin Sheppard	Michigan	—	9.950	0.050
3T	603	Jessie DeZiel	Nebraska	—	9.925	0.075
3T	303	Natalie Beilstein	Michigan	—	9.925	0.075
5T	602	Hollie Blanske	Nebraska	—	9.900	0.100
5T	812	Krystal Welsh	Penn State	—	9.900	0.100
5T	503	Jenny Covers	Minnesota	—	9.900	0.100
5T	710	Sarah Miller	Ohio State	—	9.900	0.100
5T	809	Emma Sibson	Penn State	—	9.900	0.100
10T	311	Sachi Sugiyama	Michigan	—	9.875	0.125
10T	101	Erin Buchanan	Illinois	—	9.875	0.125
12T	309	Joanna Sampson	Michigan	—	9.850	0.150
12T	808	Sidney Sanabria-Robles	Penn State	—	9.850	0.150
12T	604	Jennie Laeng	Nebraska	—	9.850	0.150
12T	114	Giana O'Connor	Illinois	—	9.850	0.150
12T	507	Bailie Holst	Minnesota	—	9.850	0.150
12T	106	Mary Jane Horth	Illinois	—	9.850	0.150
12T	505	Rachel Haines	Minnesota	—	9.850	0.150
12T	202	Jordyn Doherty	Iowa	—	9.850	0.150
12T	608	Ariel Martin	Nebraska	—	9.850	0.150
21T	711	Melanie Shaffer	Ohio State	—	9.825	0.175
21T	803	Randi Lau	Penn State	—	9.825	0.175
23T	209	Angel Metcalf	Iowa	—	9.800	0.200
23T	403	Alina Cartwright	MSU	—	9.800	0.200
23T	612	Emily Wong	Nebraska	—	9.800	0.200
23T	206	Alie Glover	Iowa	—	9.800	0.200
23T	611	Desire Stephens	Nebraska	—	9.800	0.200
23T	204	Ashleigh Edlin	Iowa	—	9.800	0.200
29T	811	Kassidy Stauder	Penn State	—	9.775	0.225
29T	706	Tenille Funches	Ohio State	—	9.775	0.225
29T	207	Sydney Hoerr	Iowa	—	9.775	0.225
29T	512	Kylie Schermann	Minnesota	—	9.775	0.225
29T	104	Heather Foley	Illinois	—	9.775	0.225
34T	302	Nicole Artz	Michigan	—	9.750	0.250
34T	702	Victoria Aepli	Ohio State	—	9.750	0.250
34T	805	Lindsay Musgrove	Penn State	—	9.750	0.250
34*	712	Jaine' Van Putten	Ohio State	—	9.750	0.250
34*	109	Emily Lennon	Illinois	—	9.750	0.250
39T	401	Lisa Burt	MSU	—	9.725	0.275
39T	513	Kayla Slechta	Minnesota	—	9.725	0.275
41T	408	Danielle Levy	MSU	—	9.700	0.300
41T	305	Talia Chiarelli	Michigan	—	9.700	0.300
41T	210	Caroline McCrady	Iowa	—	9.700	0.300
44T	707	Sarah Grady	Ohio State	—	9.675	0.325
44T	409	Ashley Noll	MSU	—	9.675	0.325
46	406	Brittany Holmes	MSU	—	9.425	0.575
47	115	Amber See	Illinois	—	9.225	0.775

2014 Big Ten Championships

Event Results - Bars

Mar 22, 2014

Page: 1
Printed: 3/22/2014 6:45 PM

Women / 10
Session: All



Rank	Num	Name	Gym	Start	Score	Out
1	309	Joanna Sampson	Michigan	—.—	9.925	0.000
2T	508	Lindsay Mable	Minnesota	—.—	9.900	0.025
2*	811	Kassidy Stauder	Penn State	—.—	9.900	0.025
2*	711	Melanie Shaffer	Ohio State	—.—	9.900	0.025
2T	603	Jessie DeZiel	Nebraska	—.—	9.900	0.025
2T	303	Natalie Beilstein	Michigan	—.—	9.900	0.025
2T	311	Sachi Sugiyama	Michigan	—.—	9.900	0.025
2T	507	Bailie Holst	Minnesota	—.—	9.900	0.025
9T	808	Sidney Sanabria-Robles	Penn State	—.—	9.875	0.050
9T	702	Victoria Aepli	Ohio State	—.—	9.875	0.050
9*	106	Mary Jane Horth	Illinois	—.—	9.875	0.050
9*	103	Sarah Fiedler	Illinois	—.—	9.875	0.050
9T	108	Sunny Kato	Illinois	—.—	9.875	0.050
14T	602	Hollie Blanske	Nebraska	—.—	9.850	0.075
14T	812	Krystal Welsh	Penn State	—.—	9.850	0.075
14T	401	Lisa Burt	MSU	—.—	9.850	0.075
14T	207	Sydney Hoerr	Iowa	—.—	9.850	0.075
14T	513	Kayla Slechta	Minnesota	—.—	9.850	0.075
14T	804	Nicole Medvitz	Penn State	—.—	9.850	0.075
14*	606	Amanda Lauer	Nebraska	—.—	9.850	0.075
14*	306	Shelby Gies	Michigan	—.—	9.850	0.075
22T	302	Nicole Artz	Michigan	—.—	9.825	0.100
22T	310	Austin Sheppard	Michigan	—.—	9.825	0.100
22T	806	Samantha Musto	Penn State	—.—	9.825	0.100
25T	604	Jennie Laeng	Nebraska	—.—	9.800	0.125
25T	706	Tenille Funches	Ohio State	—.—	9.800	0.125
25T	114	Giana O'Connor	Illinois	—.—	9.800	0.125
25T	611	Desire Stephens	Nebraska	—.—	9.800	0.125
25T	705	Maggie Dunn	Ohio State	—.—	9.800	0.125
25T	111	Liz McNabb	Illinois	—.—	9.800	0.125
25T	813	Alex Witt	Penn State	—.—	9.800	0.125
32T	503	Jenny Covers	Minnesota	—.—	9.775	0.150
32T	403	Alina Cartwright	MSU	—.—	9.775	0.150
32T	112	Jordan Naleway	Illinois	—.—	9.775	0.150
32T	708	Samantha Kent	Ohio State	—.—	9.775	0.150
36T	209	Angel Metcalf	Iowa	—.—	9.750	0.175
36T	406	Brittany Holmes	MSU	—.—	9.750	0.175
36T	707	Sarah Grady	Ohio State	—.—	9.750	0.175
36T	409	Ashley Noll	MSU	—.—	9.750	0.175
40	203	Mollie Drenth	Iowa	—.—	9.725	0.200
41	408	Danielle Levy	MSU	—.—	9.700	0.225
42	206	Alie Glover	Iowa	—.—	9.675	0.250
43	208	Maryah Huntley	Iowa	—.—	9.650	0.275
44	202	Jordyn Doherty	Iowa	—.—	9.600	0.325
45	510	Kaitlin Rahon	Minnesota	—.—	9.550	0.375
46T	612	Emily Wong	Nebraska	—.—	9.325	0.600
46T	506	Madie Hanley	Minnesota	—.—	9.325	0.600

2014 Big Ten Championships

Event Results - Bars

Mar 22, 2014

Page: 2
Printed: 3/22/2014 6:45 PM

Women / 10
Session: All



Rank	Num	Name	Gym	Start	Score	Out
48	412	Mackenzie Smith	MSU	8.750	1.175

2014 Big Ten Championships

Event Results - Beam

Mar 22, 2014

Page: 1
Printed: 3/22/2014 6:45 PM

Women / 10
Session: All



Rank	Num	Name	Gym	Start	Score	Out
1	612	Emily Wong	Nebraska	—	9.950	0.000
2T	508	Lindsay Mable	Minnesota	—	9.900	0.050
2T	602	Hollie Blanske	Nebraska	—	9.900	0.050
4T	811	Kassidy Stauder	Penn State	—	9.875	0.075
4T	302	Nicole Artz	Michigan	—	9.875	0.075
4T	804	Nicole Medvitz	Penn State	—	9.875	0.075
7T	812	Krystal Welsh	Penn State	—	9.850	0.100
7T	209	Angel Metcalf	Iowa	—	9.850	0.100
7T	710	Sarah Miller	Ohio State	—	9.850	0.100
7T	511	Dusti Russell	Minnesota	—	9.850	0.100
11T	808	Sidney Sanabria-Robles	Penn State	—	9.825	0.125
11T	702	Victoria Aepli	Ohio State	—	9.825	0.125
11T	403	Alina Cartwright	MSU	—	9.825	0.125
11T	305	Talia Chiarelli	Michigan	—	9.825	0.125
15T	711	Melanie Shaffer	Ohio State	—	9.800	0.150
15*	106	Mary Jane Horth	Illinois	—	9.800	0.150
15*	103	Sarah Fiedler	Illinois	—	9.800	0.150
15T	705	Maggie Dunn	Ohio State	—	9.800	0.150
15T	313	Reema Zakharia	Michigan	—	9.800	0.150
15T	108	Sunny Kato	Illinois	—	9.800	0.150
15*	606	Amanda Lauer	Nebraska	—	9.800	0.150
15*	306	Shelby Gies	Michigan	—	9.800	0.150
15T	111	Liz McNabb	Illinois	—	9.800	0.150
15*	410	Alex Pace	MSU	—	9.800	0.150
15*	312	Lindsay Williams	Michigan	—	9.800	0.150
26T	309	Joanna Sampson	Michigan	—	9.775	0.175
26T	401	Lisa Burt	MSU	—	9.775	0.175
26T	206	Alie Glover	Iowa	—	9.775	0.175
26T	115	Amber See	Illinois	—	9.775	0.175
26T	505	Rachel Haines	Minnesota	—	9.775	0.175
31	512	Kylie Schermann	Minnesota	—	9.750	0.200
32T	604	Jennie Laeng	Nebraska	—	9.725	0.225
32T	707	Sarah Grady	Ohio State	—	9.725	0.225
34T	503	Jenny Covers	Minnesota	—	9.700	0.250
34T	706	Tenille Funches	Ohio State	—	9.700	0.250
34T	406	Brittany Holmes	MSU	—	9.700	0.250
34T	203	Mollie Drenth	Iowa	—	9.700	0.250
38	212	Caitlin Tanzer	Iowa	—	9.600	0.350
39T	204	Ashleigh Edlin	Iowa	—	9.550	0.400
39T	610	Jamie Schleppenbach	Nebraska	—	9.550	0.400
41T	603	Jessie DeZiel	Nebraska	—	9.300	0.650
41T	114	Giana O'Connor	Illinois	—	9.300	0.650
43	409	Ashley Noll	MSU	—	9.125	0.825
44T	809	Emma Sibson	Penn State	—	9.075	0.875
44T	502	Justine Cherwink	Minnesota	—	9.075	0.875
46	208	Maryah Huntley	Iowa	—	9.025	0.925
47	411	Holly Ryan	MSU	—	8.900	1.050

2014 Big Ten Championships

Event Results - Beam

Mar 22, 2014

Page: 2
Printed: 3/22/2014 6:45 PM

Women / 10
Session: All



Rank	Num	Name	Gym	Start	Score	Out
48	803	Randi Lau	Penn State	—	8.750	1.200

2014 Big Ten Championships

Event Results - Floor

Mar 22, 2014

Page: 1
Printed: 3/22/2014 6:45 PM

Women / 10

Session: All



Rank	Num	Name	Gym	Start	Score	Out
1T	309	Joanna Sampson	Michigan	—	10.000	0.000
1T	612	Emily Wong	Nebraska	—	10.000	0.000
3T	602	Hollie Blanske	Nebraska	—	9.950	0.050
3T	303	Natalie Beilstein	Michigan	—	9.950	0.050
5T	302	Nicole Artz	Michigan	—	9.925	0.075
5T	209	Angel Metcalf	Iowa	—	9.925	0.075
5T	603	Jessie DeZiel	Nebraska	—	9.925	0.075
5T	313	Reema Zakharia	Michigan	—	9.925	0.075
9T	812	Krystal Welsh	Penn State	—	9.900	0.100
9T	711	Melanie Shaffer	Ohio State	—	9.900	0.100
9T	114	Giana O'Connor	Illinois	—	9.900	0.100
9T	311	Sachi Sugiyama	Michigan	—	9.900	0.100
9T	513	Kayla Slechta	Minnesota	—	9.900	0.100
9T	115	Amber See	Illinois	—	9.900	0.100
9T	809	Emma Sibson	Penn State	—	9.900	0.100
9T	805	Lindsay Musgrove	Penn State	—	9.900	0.100
9T	407	Elena Lagoski	MSU	—	9.900	0.100
18T	811	Kassidy Stauder	Penn State	—	9.875	0.125
18T	503	Jenny Covers	Minnesota	—	9.875	0.125
18T	710	Sarah Miller	Ohio State	—	9.875	0.125
18T	207	Sydney Hoerr	Iowa	—	9.875	0.125
18T	512	Kylie Schermann	Minnesota	—	9.875	0.125
23T	508	Lindsay Mable	Minnesota	—	9.850	0.150
23T	103	Sarah Fiedler	Illinois	—	9.850	0.150
23T	203	Mollie Drenth	Iowa	—	9.850	0.150
23T	803	Randi Lau	Penn State	—	9.850	0.150
23T	112	Jordan Naleway	Illinois	—	9.850	0.150
23T	502	Justine Cherwink	Minnesota	—	9.850	0.150
23T	704	Alex DeLuca	Ohio State	—	9.850	0.150
30T	403	Alina Cartwright	MSU	—	9.825	0.175
30T	401	Lisa Burt	MSU	—	9.825	0.175
30T	706	Tenille Funches	Ohio State	—	9.825	0.175
30T	507	Baillie Holst	Minnesota	—	9.825	0.175
30T	611	Desire Stephens	Nebraska	—	9.825	0.175
30T	101	Erin Buchanan	Illinois	—	9.825	0.175
30T	102	Kelsi Eberly	Illinois	—	9.825	0.175
37T	808	Sidney Sanabria-Robles	Penn State	—	9.800	0.200
37T	702	Victoria Aepli	Ohio State	—	9.800	0.200
37T	604	Jennie Laeng	Nebraska	—	9.800	0.200
37T	408	Danielle Levy	MSU	—	9.800	0.200
37T	208	Maryah Huntley	Iowa	—	9.800	0.200
37T	610	Jamie Schleppenbach	Nebraska	—	9.800	0.200
43T	206	Alie Glover	Iowa	—	9.775	0.225
43T	405	Kira Frederick	MSU	—	9.775	0.225
45	705	Maggie Dunn	Ohio State	—	9.750	0.250
46	308	Brooke Parker	Michigan	—	9.675	0.325
47	406	Brittany Holmes	MSU	—	9.650	0.350

2014 Big Ten Championships

Event Results - Floor

Mar 22, 2014

Page: 2
Printed: 3/22/2014 6:45 PM

Women / 10
Session: All



Rank	Num	Name	Gym	Start	Score	Out
48	204	Ashleigh Edlin	Iowa	___	9.250	0.750





2014 Big Ten Championships

Event Results - AA

Mar 22, 2014

Page: 1
Printed: 3/22/2014 6:45 PM

Women / 10
Session: All

Rank	Num	Name	Gym					AA
1	508	Lindsay Mable	Minnesota	10.000	9.900	9.900	9.850	39.650
2	602	Hollie Blanske	Nebraska	9.900	9.850	9.900	9.950	39.600
3	309	Joanna Sampson	Michigan	9.850	9.925	9.775	10.000	39.550
4	812	Krystal Welsh	Penn State	9.900	9.850	9.850	9.900	39.500
5T	711	Melanie Shaffer	Ohio State	9.825	9.900	9.800	9.900	39.425
5T	811	Kassidy Stauder	Penn State	9.775	9.900	9.875	9.875	39.425
7	302	Nicole Artz	Michigan	9.750	9.825	9.875	9.925	39.375
8	808	Sidney Sanabria-Robles	Penn State	9.850	9.875	9.825	9.800	39.350
9	209	Angel Metcalf	Iowa	9.800	9.750	9.850	9.925	39.325
10T	503	Jenny Covers	Minnesota	9.900	9.775	9.700	9.875	39.250
10T	702	Victoria Aepli	Ohio State	9.750	9.875	9.825	9.800	39.250
12	403	Alina Cartwright	MSU	9.800	9.775	9.825	9.825	39.225
13T	401	Lisa Burt	MSU	9.725	9.850	9.775	9.825	39.175
13T	604	Jennie Laeng	Nebraska	9.850	9.800	9.725	9.800	39.175
15	706	Tenille Funches	Ohio State	9.775	9.800	9.700	9.825	39.100
16	612	Emily Wong	Nebraska	9.800	9.325	9.950	10.000	39.075
17	603	Jessie DeZiel	Nebraska	9.925	9.900	9.300	9.925	39.050
18	206	Alie Glover	Iowa	9.800	9.675	9.775	9.775	39.025
19	114	Giana O'Connor	Illinois	9.850	9.800	9.300	9.900	38.850
20	406	Brittany Holmes	MSU	9.425	9.750	9.700	9.650	38.525