2022-23 MARYLAND MEN'S BASKETBALL

GAME 31 AT PENN STATE | MAR. 5, 2023 | 12 PM | BRYCE JORDAN CENTER | BTN

2022-23 SCHEDULE

NOVEMBER

Date	Day	UMD	Opponent	TV	Time/Result
7	Mon		NIAGARA	B1G+	W, 71-49
10	Thu		WESTERN CAROLINA	B1G+	W, 71-51
15	Tue		BINGHAMTON	BTN	W, 76-52
19	Sat		vs. Saint Louis [1]	ESPNNews	W, 95-67
20	Sun		vs. Miami (FL) [1]	ESPN	W, 88-70
25	Fri	[23]	COPPIN STATE	B1G+	W, 96-79
29	Tue	[22]	at Louisville ACC/B1G	ESPN2	W, 79-54

DECEMBER

Date	Day	UMD	Opponent	TV	Time/Result
2	Fri	[22]	#16 ILLINOIS*	BTN	W, 71-66
6	Tue	[13]	at RV Wisconsin*	ESPN2	L, 59-64
11	Sun	[13]	vs. #7 Tennessee [2]	FS1	L, 53-56
14	Wed	[20]	#16 UCLA	FS1	L, 60-87
22	Thu	[23]	SAINT PETER'S	BTN	W, 75-45
29	Thu	[21]	UMBC	ESPNU	W, 80-64

JANUARY

Date	Day	UMD	Opponent	TV	Time/Result
1	Sun	[21]	at Michigan*	FS1	L, 46-81
5	Thu		at Rutgers*	BTN	L, 50-64
8	Sun		#24 OHIO STATE*	ESPN	W, 80-73
15	Sun		at Iowa*	BTN	L, 67-81
19	Thu		MICHIGAN*	ESPN	W, 64-58
22	Sun		at #3 Purdue*	FS1	L, 55-58
25	Wed		RV WISCONSIN*	BTN	W, 73-55
28	Sat		NEBRASKA*	BTN	W, 82-63
31	Tue		#21 INDIANA*	ESPN2	W, 66-55

FEBRUARY

Date	Day	UMD	Opponent	TV	Time/Result
4	Sat		at Minnesota*	BTN	W, 81-46
7	Tue		at Michigan State*	ESPN2	L, 63-58
11	Sat		PENN STATE*	BTN	W, 74-68
16	Thu		#3 PURDUE*	BTN	W, 68-54
19	Sun		at Nebraska*	FS1	L, 66-70 (ot)
22	Wed		MINNESOTA*	BTN	W, 88-70
26	Sun		#21 NORTHWESTERN*	BTN	W, 75-59

MARCH

Date	Day	UMD	Opponent	TV	Time/Result
1	Wed	[21]	at Ohio State*	BTN	L, 62-73
5	Sun	[21]	at Penn State*	BTN	12 PM
8	Wed		Big Ten Tourn. First Rd.	BTN	TBA
9	Thu		Big Ten Tourn. Second Rd.	BTN	TBA
10	Fri		Big Ten Tourn. Quarterfinals	BTN	TBA
11	Sat		Big Ten Tourn. Semifinals	CBS	TBA
12	Sun		Big Ten Tourn. Championship	CBS	3:30 PM

All Times EST; Home games at XFINITY Center in BOLD CAPS; 1 - 2022 Basketball Hall of Fame Tip-Off (Uncasville, CT); 2 - Barclays Center, Brooklyn, NY; * Indicates Big Ten Conference Game; [xx] indicates Maryland's AP ranking

MEDIA CONTACTS

Primary Contact: John Sinnett
Assistant AD - Strategic Communications & Content Dev.
Email / Phone: jsinnett@umd.edu / (c) 413-687-2237

Secondary Contact: Sam Allard
Strategic Communications Assistant
Email / Phone: sallard2@umd.edu / (c) 603-581-6244

THE MATCHUP

NO. 21/24 MARYLAND TERRAPINS

2022-23 Record: 20-10 (11-8 B1G), NCAA NET: 25
Head Coach: Kevin Willard (Pittsburgh '97)
Years / Record at UMD: 1st / 20-10 (.667)
Overall Years / Record: 16th / 290-220 (.569)

Top Scorer: Young / 15.9 ppg / 478 pts
Top Rebounder: Reese / 7.3 rpg / 213 rebs
Top Assists: Young / 3.3 apg / 98 ast
Top Blocks: Reese / 1.2 bpg / 34 blocks

VS

PENN STATE NITTANY LIONS

2022-23 Record: 18-12 (9-10 B1G), NCAA NET: 57
Head Coach: Micah Shrewsberry (Hanover '99)
Years / Record at PSU.: 2nd / 32-29 (.525)
Overall Years / Record: Same

Top Scorer: Pickett / 18.1 ppg / 543 pts
Top Rebounder: Pickett / 7.3 rpg / 219 reb
Top Assists: Pickett / 7.0 apg / 209 ast
Top Blocks: Lundy / 0.7 bpg / 19 blocks

COVERAGE

Radio:	Matt Noble (pxp), Chris Knoche (analyst), Tom Marchitto (engineer)	TV:	BTN Jason Horowitz (pxp), Brian Butch (analyst)
Maryland Sports Network	One Maryland App, WJZ-FM 105.7 (Baltimore), The TEAM 980 AM (D.C.)	Streaming:	www.foxsports.com
		Sirius XM:	Channel 383

SERIES INFORMATION

Overall Record	Maryland leads 16-13	Longest Maryland Streak	Won 4 (twice)
Home / Away / Neutral	10-2 / 2-10 / 4-1	Longest PSU Streak	Won 4
Willard vs. Penn State	2-0	Largest Maryland Win	12/1/10 - 62-39 (+23)
Current Streak	Maryland won 2	Largest PSU Win	12/7/63 - 91-62 (+29)
Last Meeting	2/11/23 - W, 74-68		

RIGHT HERE, RIGHT NOW

WHERE WE ARE ...

- It's the final game of the regular season as Maryland heads to Penn State on Sunday afternoon night looking to secure a top-four seed in the Big Ten Tournament. The Terps can finish anywhere between a No. 2 seed and a No. 8 seed depending on the results of the final day of Big Ten play.
- Maryland enters the game at No. 25 in the current NCAA NET rankings with three Quad 1 wins and six Quad 2 wins. The Terps currently have the second best NET rating in the Big Ten. After the win over Northwestern, Maryland is now 5-1 against Big Ten teams ranked in the AP Top 25 as well.
- Maryland also re-entered the top 25 this week at No. 21 in the AP and No. 24 in the USA Today Coaches Polls.

WHERE WE'VE BEEN ...

- After starting the year 8-0, Maryland struggled during a tough December stretch, but has found a rhythm lately winning 10 of its last 15 games (including eight of last 11). The Terps have been as high as No. 6 in the NET and as high as No. 13 in the AP Top 25 Poll.
- Defense has been a hallmark of the Terps this year but more so over the last 13 games where Maryland has allowed just 60.5 points per game including 54 against No. 3 Purdue (a season-low for the Boilermakers). The 46 points allowed at Minnesota were the second fewest for any Big Ten opponent in Maryland's history since Nebraska scored 45 on Feb. 6, 2019.

TERPS HITTING THEIR STRIDE

- After a tough opening to January, the Terps hit their stride since the Ohio State game on Jan. 8 winning 10 of 15 with Maryland currently tied for 2nd in the Big Ten standings. In that stretch, Maryland is tied with Purdue (10-4) and Indiana (10-5) for wins.
- Nine of those wins came at home where the Terps outscored teams by 13.0 points per game.
- Maryland is 4-2 this season in 'rematch' games after defeating Wisconsin, Michigan, Purdue and Minnesota (two-game sweep) at home. The losses came on the road in overtime at Nebraska and at Ohio State.

BEST DEFENSE IN 40 YEARS

- Allowing just 63.2 points per game, Maryland has put together one of its best defensive seasons in over 40 years during Kevin Willard's first year at the helm.
- The last season giving up fewer than 63 points was 1981-82 - a year before the ACC used the three-point line and three before the shot clock (1985-86).

Year	Opponent PPG
2022-23:	**63.2**
2014-15:	63.4
2012-13:	64.0
1985-86:	65.6
1984-85:	65.0
1981-82:	58.8
1966-67:	65.1
1960-61:	61.2
1959-60:	56.3

2022-23 ROSTER

No.	Name	Pos.	Ht.	Wt.	Cl.	Hometown/High School (Previous School)	Instagram	Twitter
0	Don Carey	G	6-5	187	Gr.	Upper Marlboro, MD / Frederick Douglass / Mount St. Mary's / Siena / Georgetown	donc.13	doncareyjr
1	Jahmir Young	G	6-1	185	Gr.	Upper Marlboro, MD / DeMatha Catholic / Charlotte	jahm1ryoung	Flyymir_
2	Jahari Long	G	6-5	200	Jr.	Houston, TX / Episcopal / Seton Hall	jbooqi	jahari2_
10	Julian Reese	F	6-9	230	So.	Baltimore, MD / St. Frances Academy	shifty_ju	reese10julian
11	Noah Batchelor	G/F	6-6	185	Fr.	Frederick, MD / Glenelg Country School / IMG Academy (Fla.)	noahbatchelorr	noah_batchelor_
12	Pavlo Dziuba	F	6-8	235	Jr.	Kyiv, Ukraine / Basquet / Arizona State	dz1ub	dz1ub1
13	Hakim Hart	G	6-8	205	Sr.	Philadelphia, PA / Roman Catholic	hakimhart13	keem___3
15	Patrick Emilien	F	6-7	210	Gr.	Toronto, Ontario / John Polanyi Collegiate Institute / Western Michigan / St. Francis (N.Y.)	patrick_emi	patrick_emi
20	Ike Cornish	G/F	6-6	190	R-Fr.	Baltimore, MD / Legacy Charter	ikecornish	ikecornish
23	Ian Martinez	G	6-3	185	Jr.	Heredia, Costa Rica / JSerra Catholic / Utah	Ian_Martinez22	IanJumaine
24	Donta Scott	F	6-8	205	Sr.	Philadelphia, PA / Imhotep Charter	donta_4	
30	Carson Dick	G	6-2	175	Jr.	Glenelg, MD / Glenelg / Howard CC	carson.dickk	
31	Arnaud Revaz	F	6-10	230	Jr.	Sion, Switzerland / Bourg-en-Brasse Acadamie	revazarnaud	ArnaudRevaz
32	Brett Karkus	G	6-4	185	So.	Hewlett, NY / Berkshire School	BrettKarkus	BrettKarkus
35	Caelum Swanton-Rodger	C	6-11	220	Fr.	Calgary, Alberta / Edge School	r.caelum	caelumswanton
40	RJ Floyd	G	6-3	165	So.	Upper Marlboro, MD / Dr. Henry A. Wise, Jr.	Floydfor3	Floydfor3

Head Men's Basketball Coach: Kevin Willard (1st season at Maryland / 16th as Head Coach)
Assistant Men's Basketball Coach: Tony Skinn
Assistant Men's Basketball Coach: David Cox
Assistant Men's Basketball Coach: Grant Billmeier
Director of Basketball Operations: Greg Manning Jr.
Director of Basketball Performance: Kyle Tarp

Coordinator of Basketball Operations: Charlie Butler
Director of Player Personnel: Tevon Saddler
Video Coordinator: Brenton Petty
Assistant Coordinator: Chris Robinson

PRONUNCIATIONS

#12 Pavlo Dziuba	pah-vlo ZOO-ba
#13 Hakim Hart	"ha-keem"
#15 Patrick Emilien	"eh-million"
#24 Donta Scott	"Don-tay"
#31 Arnaud Revaz	"Ar-no REE-vahz"
#35 Caelum Swanton-Rodger	"CAL-um"

QUICK FACTS

Location	College Park, Md.
Conference	Big Ten
Enrollment	40,709
Founded	1856
Colors	Red, White, Black, Gold
Nickname	Terrapins, Terps
Arena (Capacity)	XFINITY Center (17,950)
President	Dr. Darryll J. Pines (California '86)
Athletics Director	Damon Evans (Georgia '92)
2021-22 Overall Record	15-17
2021-22 Big Ten Record	7-13 (T10th)
2022 Big Ten Tournament Finish	2nd Round
Postseason Finish	-

First Year of Basketball:	1910-11
Overall All-Time Record:	1,645-1,120 (.594) / 104th Year
NCAA Tournament Appearances/Last:	29 / 2021
National Championships:	1 (2002)
NCAA Final Fours:	2 (2001, 2002)
NCAA Elite Eights:	4 (1973, 1975, 2001, 2002)
NCAA Sweet 16:	14 (1958, 1973, 1975, 1980, 1984, 1985, 1994, 1995, 1998, 1999, 2001, 2002, 2003, 2016)
Conference Championships:	11 Tournament (4) — 1931, 1958, 1984, 2004; Regular Season (7)— T-1932, 1975, 1980, T-1995, 2002, T-2010, T-2020)

SCOTT REACHES 1,000 POINTS; ECLIPSES 500 BOARDS

- Donta Scott became the 59th player in program history to reach 1,000 points in the win over Miami. He scored 24 points in that game and now has 1,275 career points. He is also the 17th Terp to post 1,200 points and 600 rebounds in a career. Through 124 career games he now has 671 rebounds.
- Darryl Morsell (1,090 points / 510 rebounds / 2018-21) and Anthony Cowan (1,881 points / 508 rebounds / 2017-20) were the most recent Terps to post 1,000/500.
- Scott is now 31st all-time in scoring and needs 16 points to move past Joe Smith (1290, 1993-95) for 30th. He needs two more boards to pass Jordan Williams (672) and four more to pass Jake Layman (674) for 18th and 17th, respectively.

CAREER SCORING LEADERS

26.	1370	Will Hetzel (76 games)	1967-70
27.	1354	Tony Massenburg (112 games)	1985-90
28.	1315	Evers Burns (113 games)	1989-93
29.	1300	Jay McMillen (75 games)	1964-67
30.	1290	Joe Smith (64 games)	1993-95
31.	**1275**	**Donta Scott (124 games)**	**2019-pr.**

CAREER REBOUNDING LEADERS

15.	689	Will Hetzel (76 games)	1967-70
16.	683	Joe Smith (64 games)	1993-95
17.	674	Jake Layman (141 games)	2012-16
18.	672	Jordan Williams (66 games)	2009-11
19.	**671**	**Donta Scott (124 games)**	**2019-pr.**
	671	Obinna Ekezie (118 games)	1995-99

FEAR THE JAHMIR

- Entering the season, many questioned Jahmir Young's ability to translate his scoring from C-USA to Power 5 play. Young's response has been a team-best 15.9 points and 3.3 assists per game. This season, he has a eight 20-point games including a season-high 30 against No. 24 Ohio State. In Big Ten play, Young has been magnificent averaging 17.3 points. He is also the third-leading rebounder (4.7) overall, leads the team in steals (36) and has the fourth-most blocked shots (13) on the team.
- Young is the nation's 12th-ranked active career scorer with at 16.5 point per game average and the 31st ranked player in overall points (1,899).

CURRENT NCAA PLAYERS (1875+ PTS, 575 REB, 350 AST)

Rk	Player	School	G	REB	AST	PTS
1	Taevion Kinsey	Marshall	153	751	544	2623
2	Darius McGhee	Liberty	164	610	367	2585
3	Jarred Godfrey	PFW	153	650	478	2164
4	Hunter Maldonado	Wyoming	155	798	625	2119
5	Jalen Pickett	Penn State	137	725	807	2095
6	Timmy Allen	Texas	149	916	438	2054
7	Cameron Shelton	LMU	141	689	490	1984
8	Camren Wynter	Penn State	144	575	637	1922
9	**Jahmir Young**	**Maryland**	**115**	**597**	**357**	**1899**

YOUNG'S DOUBLE-DOUBLE VS. OHIO STATE

- Jahmir Young posted his first double-double (7th of his career) as a Terp with 30 points and 11 rebounds against No. 24 Ohio State. He became the first Maryland guard since Greivis Vasquez to post a 30-point, 10-rebound game. Vasquez had a triple-double with 35 points, 11 rebounds, and 10 assists against North Carolina on Feb. 21, 2009.
- The 30 points tied Young's career high and were his most points as a Terp, while the 11 boards were one shy of matching his career-best total.
- Young is the first Maryland guard to post a points/rebounds double-double since Eric Ayala had 26 points and 11 rebounds against Northwestern on Jan. 12, 2022. Dating back to 2010-11, Young's performance was just the 23rd time a Maryland guard had a double-double in points and rebounds (Aaron Wiggins had the most at six for his career).

NO SOPHOMORE SLUMP FOR REESE

- Julian Reese has shown fans he can be an impact player for the Terps as he's scored in double figures in 16 games including a career-high 24 points against Coppin State. Against Western Carolina, he posted his first career double-double with 19 points and 12 rebounds and has seven on the season after 17 points, 12 rebounds at Ohio State.
- He had one of his best Big Ten outing going toe-to-toe with Purdue's Player of the Year favorite Zach Edey where Reese scored 19 points on 8-of-11 shooting while adding three rebounds and committing zero turnovers.
- On the year, Reese is fourth on the team in scoring at 11.4 points and leads the Terps in rebounds (7.3).
- Over the last 12 games, Reese is averaging 13.8 points including four straight double-doubles against Nebraska, Minnesota, Northwestern, and Ohio State. In that stretch, which began at Purdue, he has hit double figures in rebounds five times, including 11 against Indiana, and had nine in the home win over the Boilermakers.
- Against Coppin State, Reese hit nine straight field goals (one shy of tying the program record). Between his freshman and sophomore seasons, Reese has increased his scoring output by nearly six points, has increased his rebounding productivity (7.3 versus 4.4), and has increased his field goal percentage (.640 versus .456).

HART OF THE TERPS

- Hakim Hart is closing out his senior campaign with some of his best numbers. The guard is averaging a career-best 11.8 points while averaging 4.3 rebounds and 2.5 assists per game.
- Hart is the second-leading scorer for the Terps this season highlighted by four 20-point games including 23 against Penn State and 20 in the win over Minnesota.
- Entering the Penn State game, Hart needs 83 points to reach 1,000 for his career - which would make him the fourth player on the team to reach that plateau for his career.
- Over the last six games, Hart has turned in some of his best three point shooting of the year hitting 12-of-24 from deep (.500) while going 30-of-57 (.526) from the field overall.
- Over the last 11 games (dating back to Jan. 25 against Wisconsin), Hart has been averaging 3.9 assists as well including eight against the Badgers, six against Minnesota at home, and seven against Northwestern.

ASSOCIATED PRESS POLL (FEB. 27, 2023)

RK	School	Record	Votes	Prev
1	Houston (49)	27-2	1531	1
2	Alabama (5)	25-4	1456	2
3	Kansas (8)	24-5	1445	3
4	**UCLA**	**25-4**	**1391**	**4**
5	**Purdue***	**24-5**	**1200**	**5**
6	Marquette	23-6	1173	10
7	Baylor	21-8	1099	9
8	Arizona	24-5	1091	7
9	Texas	22-7	1077	8
10	Gonzaga	24-5	1026	12
11	Kansas State	22-7	1002	14
12	**Tennessee**	**21-8**	**736**	**11**
13	Virginia	21-6	718	6
14	Connecticut	22-7	714	18
15	**Indiana***	**20-9**	**697**	**17**
16	**Miami (FL)**	**23-6**	**668**	**13**
17	Saint Mary's College	24-6	592	15
18	San Diego State	22-5	552	22
19	Xavier	21-8	505	16
20	Providence	21-8	299	20
21	**Maryland**	**20-9**	**184**	**28**
22	TCU	19-10	173	24
23	Kentucky	20-9	162	30
24	Texas A&M	21-8	161	25
25	Pittsburgh	21-8	140	27

USA TODAY COACHES POLL (FEB. 27, 2023)

RK	School	Record	Votes	Prev
1	Houston (27)	27-2	794	1
2	Alabama (2)	25-4	752	2
3	Kansas (3)	24-5	729	4
4	**UCLA**	**25-4**	**728**	**3**
5	**Purdue***	**24-5**	**630**	**5**
6	Marquette	23-6	626	9
7	Texas	22-7	558	8
8	Baylor	21-8	527	10
9	Arizona	24-5	518	7
10	Gonzaga	24-5	515	12
11	Kansas State	22-7	469	16
12	Virginia	21-6	389	6
13	**Indiana***	**20-9**	**362**	**17**
14	**Tennessee**	**21-8**	**353**	**13**
15	**Miami (FL)**	**23-6**	**349**	**11**
16	Saint Mary's College	24-6	339	14
17	Xavier	21-8	274	15
18	Connecticut	22-7	254	23
19	San Diego State	22-5	251	20
20	Providence	21-8	239	18
21	Texas A&M	21-8	113	25
22	TCU	19-10	109	26
23	Creighton	18-11	95	19
24	**Maryland**	**20-9**	**82**	**30**
25	Pittsburgh	21-8	64	28

*-Big Ten opponent • Bold are Terps' 2022-23 opponents

2022-23 B1G STANDINGS

Team	B1G	Pct.	Overall	Pct.	Streak
Purdue	14-5	.737	25-5	.833	W1
Iowa	11-8	.579	19-11	.633	W2
Maryland	**11-8**	**.579**	**20-10**	**.667**	**L1**
Illinois	11-8	.579	20-10	.667	W1
Indiana	11-8	.579	20-10	.667	L1
Northwestern	11-8	.579	20-10	.667	L3
Michigan	11-8	.579	17-13	.567	L1
Michigan State	10-8	.556	18-11	.621	W1
Rutgers	10-9	.526	18-12	.600	L1
Penn State	9-10	.474	18-12	.600	W1
Wisconsin	8-11	.421	16-13	.552	L2
Nebraska	8-11	.421	15-15	.500	L1
Ohio State	5-14	.263	13-17	.433	W2
Minnesota	2-16	.111	8-20	.286	W1

SCHEDULING AMONG THE BEST IN THE NATION

- Maryland's schedule this year has been among the toughest in the nation. The Terps are just one of two teams to play four programs in the Top 5 of the NCAA Net Ratings and the Top 5 in the KenPom ratings - Kentucky being the other.
- The Terps have faced Tennessee (#2 in NET / #2 in KenPom), Purdue (#4 / #5), and UCLA (#5 / #4). Kentucky played Tennessee and UCLA as well, while also facing Alabama (#3 / #3).
- The XFINITY Center has been a haven this year during league play with Maryland the only team in the Big Ten to remain unbeaten in home conference games (8-0).
- A major part of the schedule came during the non-conference slate where the Terps played three ranked opponents in December - just the fourth time in program history to have such a stretch.

FIRST FIRST-YEAR TERP COACH TO HIT 20 WINS

- Kevin Willard's first season at Maryland has had many notable firsts - The first coach to start 8-0 in his first season; The first coach to be nationally ranked in his first season; The first coach in Big Ten history to win first seven games by at least 15 points. Added to that is the first coach in Maryland history to reach 20 wins in their inaugural season as well.

H. Burton Shipley	1923-24	5-7
Flucie Stewart	1947-48	11-14
Bud Millikan	1950-51	16-11
Frank Fellows	1967-68	8-16
Lefty Driesell	1969-70	13-13
Bob Wade	1986-87	9-17
Gary Williams	1989-90	19-14
Mark Turgeon	2011-12	17-15
Kevin Willard	**2022-23**	**20-10**

UNDEFEATED HOME CONFERENCE SEASONS

- Maryland went undefeated at home in conference play this season for the first time since 2014-15 (its first Big Ten season) and for the eighth time overall. On top of that, the Terps are looking to go 10-0 in home conference games for the first time ever.

2022-23:	**10-0 Big Ten**
2014-15:	9-0 Big Ten
2009-10:	8-0 ACC
2001-02:	8-0 ACC
1994-95:	8-0 ACC
1979-80:	7-0 ACC
1974-75:	5-0 ACC
1972-73:	6-0 ACC

20 WINS!

- Maryland won 20 games in a season for the 31st time in program history.
- The last time Maryland won 20 games was in the 2019-20, when the Terps went 24-7.
- This is the sixth time Maryland has won 20 or more games since joining the Big Ten: 2014-15 (28-7), 2015-16 (27-9), 2016-17 (24-9), 2018-19 (23-11) and 2019-20 (24-7).
- Maryland won a school record 32 games in the 2001-02 national championship season.

HOME COOKIN'

- Maryland won a program record 13 consecutive Big Ten conference games at XFINITY, including all 10 games this season and the final three of last season. The Terps previous record of nine consecutive home Big Ten wins was in 2014-15. The Terps were 16-1 at home overall this season with the lone loss coming to UCLA.
- Maryland's 13-game home conference win streak is its longest since winning 16 consecutive ACC games from the 2000-01 through 2002-03 seasons.
- Maryland's 10-0 home conference game record marked just the second time for that to occur in Big Ten history - Purdue was 10-0 during the 2018-19 season.
- Maryland's 16-1 home record is the best since 2019-20 and the eighth time overall to win 16-or-more at home. In both 2012-13 and 2014-15, the Terps won 18 games at home going 18-3 and 18-1, respectively.

WINNING NUMBERS

- When Maryland wins, the Terps are averaging 77.6 points while allowing just 59.9 per game. Maryland is also averaging 16.3 made free throws and holds a +4.9 advantage in rebounds.
- The Terps are holding opponents to just .408 from the field and .307 from beyond the arc this season in wins.
- Maryland is 18-0 this season when leading at halftime (the Ohio State victory snapped a 14-game losing skid when trailing at the half) and 16-2 when committing fewer turnovers (turnovers were equal against Ohio State). The Terps are also 20-1 this year when leading with 5:00 remaining (lost at Nebraska in OT).

YOUNG AMONG BIG TEN BEST

- At 17.3 points in league play, Jahmir Young ranks seventh among all Big Ten players in scoring for league games. His 29 steals also ranks fourth in Big Ten games.
- In the win over Nebraska, he became one of two Big Ten players to post at least 18 points, 7 assists, and 6 steals in a game since 2002-03 joining Northwestern's Chase Audige who did so this January as well.

REESE RANKS 3RD IN ALL-TIME SHOOTING

- Julian Reese currently ranks third in program history for single-season field goal percentage at .640 (137-214) on the year (minimum 100 made field goals).
- After going 5-of-9 at Michigan State, Reese had moved into the top spot with a .652 shooting percentage.
- Buck Williams holds the single-season record hitting 64.7 percent (183-of-283) of his shots during the 1980-81 campaign.

BEST LEAGUE STRETCH SINCE 2007

- Maryland's four-game win streak from Jan. 25-Feb. 4 marked the first time since the 2006-07 season where the Terps have won four consecutive league games by double-figure margins.

Double-Figure League Win Streaks

2022-23	Score	2006-07	Score
Wisconsin	W, 73-55	#16 Duke	W, 72-60
Nebraska	W, 82-63	NC State	W, 85-70
#21 Indiana	W, 66-55	at Clemson	W, 82-66
at Minnesota	W, 81-46	Florida State	W, 73-55

2022-23 RECORD WHEN ...

Overall	20-10
In B1G Games	11-8
In Non-conference Games	9-2
At Home	16-1
Away	2-8
Neutral Sites	2-1
Day Games	6-2
Night Games	14-8
vs. Top 5 opponents	1-1
vs. Top 10 opponents	1-2
vs. Top 25 opponents	5-3
vs. unranked opponents	15-7
Leading at halftime	18-0
Trailing at halftime	2-10
Tied at halftime	0-0
Overtime	0-1
Shooting .500 or better	9-0
Shooting .451 to .499	6-1
Shooting .400 to .450	4-3
Shooting below .400	1-6
Opponent shooting .500 or better	3-3
Opponent shooting.451 to .499	3-2
Opponent shooting.400 to .450	6-3
Opponent shooting below .400	8-2
Higher FG% than opponent	16-1
Lower FG% than opponent	4-9
More 3-point FGs	11-7
Fewer 3-point FGs	7-3
Making more free throws	17-1
Making fewer free throws	3-9
Outrebounding opponent	15-5
Outrebounded by opponent	4-5
More turnovers than opponent	2-6
Fewer turnovers than opponent	16-3
Scoring more bench points	9-5
Scoring fewer bench points	10-5
Games decided by 3 or less	0-2
Games decided by 4 to 8	4-3
Games decided by 9 to 12	1-1
Games decided by 13 to 19	8-2
Games decided by 20 or more	7-2
Player scores 30+ points	1-0
Player scores 20+ points	12-1
Terps score under 60 points	0-6
Terps score 60-69 points	3-4
Terps score 70-79 points	9-0
Terps score 80-89 points	6-0
Terps score 90-99 points	2-0
Terps score 80+ points	8-0
Terps score 90+ points	2-0
Terps score 100+ points	0-0
Opp. player scores 30+ points	0-1
Opp. player scores 20+ points	3-4
Opponents score under 60 points	11-2
Opponents score 60-69 points	5-3
Opponents score 70-79 points	4-2
Opponents score 80-89 points	0-3
Opponents score 90-99 points	0-0
Opponents score over 100 points	0-0

PROTECTING THE ROCK

- Over the nine game stretch from 1/19-2/16, Maryland has averaged just 7.7 turnovers per game compared to its season average of 10.8 per game. The Terps were 7-2 in that stretch.
- In both the Indiana and Minnesota games, the Terps had a season low five miscues - against the Hoosiers, Maryland had zero turnovers in the first half.

Jan. 19-Feb. 16 TOs

Game	TOs
Michigan	6
at Purdue	9
Wisconsin	8
Nebraska	10
Indiana	5
at Minnesota	5
at Michigan St.	8
Penn State	10
Purdue	8

DYNAMIC DUO

- Maryland is 11-1 this year when Donta Scott and Jahmir Young combine for 30-or-more points. They combined for a season-high 42 points in the win over Ohio State (30 from Young). In the win over Indiana, they had their second-best total at 39 points, while combining for 37 against Miami (24 for Scott, 13 for Young).

Scott/Young 30-Pt Games

Game	Scott	Young	Total
Niagara	18	14	32
Saint Louis	25	11	26
Miami	24	13	37
Coppin State	9	21	30
Louisville	18	15	33
Ohio State	***12***	***30***	***42***
Iowa	15	20	35
Michigan	9	26	35
Wisconsin	14	22	36
Nebraska	12	18	30
Indiana	19	20	39

DEFENSE TO OFFENSE

- Maryland is forcing 11.9 turnovers per game which has translated to 13.7 points off turnovers. Just over 20 percent of the Terps offense has been generated from turnovers.
- The season high for points off turnovers came against Saint Peter's with 24 points off 17 turnovers followed by 23 points off in both games against Minnesota. Against Western Carolina, 17 turnovers led to 22 points. In the win at Louisville, the Terps had their fourth-highest turnover conversion of the season with 21 points.

2022-23 Top Points Off Turnovers

Game	Opp TOs	Pts Scored
Saint Peter's	17	24
Minnesota	11	23
Minnesota	16	23
Western Carolina	17	22

CONTROLLING THE BOARDS

- Maryland is 15-5 this year when outrebounding its opponent.
- Against Coppin State, Maryland translated its +13 advantage on the boards to a season high 26 second chance points. In the win over Saint Louis, the Terps had a 17-to-6 (+11) edge in second chance points which had previously been the season high before finishing +17 (26-to-9) against Coppin State.
- Against Purdue, the Terps held a +12 (35-23) margin which was the largest the Boilermakers have faced this season. The last time Purdue was outrebounded by 12-or-more was Jan. 21, 2020 against Illinois (37-19).

GETTING OFF ON THE RIGHT FOOT

- With an 17-point halftime lead against Minnesota, the Terps have held double-digit leads at intermission in 11 games. Overall, Maryland is 18-0 this season when leading at halftime.
- Maryland trailed at halftime against Ohio State (39-34) but came back to win in the second half snapped a 14-game losing skid when trailing at intermission.
- The Terps are 2-9 this year when trailing at halftime.

5-0 START LEADS TO NATIONAL RANKING

- Maryland opened the season 5-0 for the first time since 2019-20, when the Terps started 10-0 on the way to the 2020 Big Ten Championship.
- At No. 23 in the Nov. 21 AP Poll, the Terps were ranked for the first time since week two of the 2021-22 season where Maryland was No. 20 in both the AP and Coaches Top 25 polls. It marked the 413th time Maryland has been ranked in the AP Poll dating back to 1953-54 and the 37th total year ranked in the poll overall. With the ranking, Willard also became the first coach in program history to lead the Terrapins to a national ranking within their first season at the helm.

LAST 8-0 START LED TO BIG TEN TITLE

- Maryland started 8-0 for the first time since 2019-20, when the Terps started 10-0 on the way to the 2020 Big Ten Championship. The Terps have started 8-0 a total of 6 times in program history. Before the 2019-20 season, Maryland last opened a year 8-0 in 2006-07. The other seasons include: 1998-99, 1996-97, 1975-76, and 1972-73.

TERPS PLAYED AHEAD EARLY

- In the first 320 game minutes of the season, Maryland trailed a total of 8 minutes, 7 seconds (8:07).
- The largest deficit of that stretch was three points against both Coppin State and Illinois. Illinois held the lead for a total of 4:44 seconds; prior to that, Maryland had only trailed a combined 3:23 through seven games.
- The Terps led wire-to-wire against Western Carolina, Binghamton, Saint Louis, and Louisville. Niagara's only lead of the game last 17 seconds, while Miami led the Terps for a total of 1-minute, 25 seconds.

TERPS WIN HALL OF FAME TIP-OFF; REGULAR-SEASON TOURNAMENT HISTORY

- After winning the Basketball Hall of Fame Tip-Off Tournament, Maryland has now won 33 regular-season tournaments with the last coming in the 2019 Orlando Invitational beating Temple, Harvard, and Marquette.
- Overall, Maryland is now 123-52 (.703) all-time in regular-season tournaments.
- Donta Scott and Hakim Hart were each named to the Hall of Fame Tip-Off All-Tournament Team. Scott averaged 24.5 points per game and 6.5 rebounds, while Hart averaged 15 points and four rebounds in the wins over Saint Louis and Miami.

ADVANCED STATS

TOP TERPS +/- FOR 2022-23

##	PLAYER	PF	PA	+/-
13	HART,HAKIM	1783	1520	263
10	REESE,JULIAN	1440	1211	229
24	SCOTT,DONTA	1661	1452	209
01	YOUNG,JAHMIR	1651	1484	167
00	CAREY,DONALD	1347	1185	162
15	EMILIEN,PATRICK	815	684	131
23	MARTINEZ,IAN	917	809	108
02	LONG,JAHARI	550	507	43

2022-23 TEAM RANKINGS

Category	UMD	Nat / B1G
Points Per Game	70.9	188 / 8
Scoring Defense	63.2	26 / 4
Assists Per Game	11.5	300 / 13
Assist/TO Ratio	1.08	144 / 11
Blocks Per Game	3.7	103 / 8
Steals Per Game	5.2	297 / 8
Turnovers Per Game	10.6	23 / 6
FG Percentage	45.4	134 / 7
3FG Percentage	32.6	261 / 9
FT Percentage	73.5	103 / 7
Rebound Margin	2.1	126 / 7

ABOUT THE WIN OVER NO. 3 PURDUE

- Win by 14 points was the largest over Top-5 opponent since beating #1 Duke by 15 (87-72) on Jan. 18, 2003.
- Largest win over a Top-5 opponent as an unranked Maryland team since Dec. 16, 1961 when the Terps beat #3 Wake Forest by 17 (79-62).
- Only four times in history have the Terps beaten a Top-5 opponent by more than 14 points.
  - 2/2/1980 (+19): #12 Maryland 101, #5 Duke 82
  - 2/21/1959 (+18): Maryland 69, #1 North Carolina 51
  - 12/16/1961 (+17): Maryland 79, #3 Wake Forest 62
  - 1/18/2003 (+15): #17 Maryland 87, #1 Duke 72
- 7th win over Top-5 opponent at XFINITY Center, last was vs. #3 Iowa (74-68) on Jan. 28, 2016.
- 3rd win over Top-5 opponent at XFINITY as an unranked team with the last coming against #5 Virginia (75-69 in OT) on March 9, 2014 - Terps' final regular-season game in the ACC.
- 51st all-time win vs. Top-5 opponent and 34th all-time win vs. a Top-3 opponent.
- 26th all-time win vs. Top-5 opponent as an unranked Maryland team and 18th all-time vs. Top-3 opponent as an unranked team.

COACHES AT NEW PROGRAMS IN 2022-23

- Kevin Willard is producing one of the top seasons among head coaches at new programs this season.

Coach	School	Overall	Conf.
Jerome Tang	Kansas State	23-7	11-6
Sean Miller	Xavier	22-8	14-5
Dennis Gates	Missouri	22-8	10-7
Jon Scheyer	Duke	21-8	12-6
Kevin Willard	**Maryland**	**20-10**	**11-8**
Chris Jans	Mississippi State	20-10	8-9
Mike White	Georgia	16-14	6-11
Shaheen Holloway	Seton Hall	16-14	9-10
Kyle Neptune	Villanova	16-14	10-9
Todd Golden	Florida	15-15	8-9
Thad Matta	Butler	14-16	6-13

TERPS OPEN WILLARD ERA WITH WIN

- Maryland opened the Kevin Willard era in style cruising to a 71-49 victory over Niagara for its 46th consecutive home opener win.

GET YOURSELF A FOUR PACK OF 20 PIECES

- With the victory over Saint Louis, Maryland picked up four-consecutive 20+ point wins for the first time since 2009-10. In that season 13 years ago, the Terps also won the first four games of the season by a 20-point plus margin.
- The last time Maryland won five-straight by 20-or-more - the start of the 1998-99 season. The Terps opened that season with a 10-game win streak overall. Maryland narrowly missed its fifth straight win over 20 points with the 18-point win against Miami.

MARYLAND ONE OF THE TOP PRODUCERS OF 1,000 POINT SCORERS

- With Donta Scott reaching the 1,000 point mark for his career earlier this season, Maryland's 59 all-time 1,000 point scorers ranks as the 10th most among all schools and is tied with UCLA.
- The Terps have three 1,000 point scorers on this season's roster but Jahmir Young (1,890 pts) and Don Carey (1,410 points) hit the mark at their previous institutions.

Most 1,000-Point Scorers by School

School	No.
North Carolina	80
Louisville	69
Duke	67
Notre Dame	67
Villanova	67
Kansas	65
Syracuse	65
Kentucky	60
Ohio State	60
Maryland	**59**
UCLA	59

DEFENSE THE EARLY THEME OF THE TERPS

- In the three wins to open the season, the early theme was defensive pressure allowing just 50.7 points in each.
- Niagara shot 40 percent from the floor, but were held without a three-pointer, while Western Carolina hit just 27 percent (17-of-63) overall. Maryland gave up just 11 three-pointers combined in that stretch with Niagara, Western Carolina, and Binghamton going a combined 11-of-55 (.200).
- Maryland just missed a milestone against Western Carolina when the Catamounts surpassed 50 points for the game. Had the Terps held them under that threshold, it would have been the first time in 10 years to post back-to-back games giving up under 50 points (2012-13 - 46 vs. South Carolina State, 38 vs. Monmouth).
- Since 2010-11, Maryland has allowed 51-or-fewer points in 32 games including the two this season. The low total in that stretch was 38 against Monmouth in 2012 followed by 39 against Penn State in 2010.

SCOTT NAMED TO MALONE AWARD WATCH LIST

- Donta Scott was one of 20 players named to the Karl Malone Power Forward of the Year Watch List as announced by the Basketball Hall of Fame in late October.
- This is Scott's second year on the watch list after also garnering the honor last season. He joins Jalen Smith (2019-20) and Jake Layman (2014-15) as Terps to be recognized. Scott ranked as the No. 49 overall player nationally last season.

WELCOME BACK TO THE DMV, JAHMIR

- The addition of two-time All-Conference USA and NABC All-District First Team selection Jahmir Young to this year's roster signified an inflection point for Maryland. The native of Upper Marlboro, Maryland, Young was a standout at DeMatha Catholic High School in Hyattsville and played for Team Takeover, an elite AAU program in the DMV.
- One of the top-20 ranked transfers entering the 2022-23 season, Young is the first Terp from the historical-power DeMatha program, just over 2 miles from campus, to play for Maryland since Travis Garrison from 2002-06.
- Following the 2021-22 season Young declared for the NBA Draft, but maintained his eligibility after withdrawing his name before the deadline of June 1, 2022.
- In three seasons with the 49ers, Young started all 85 games played averaging 16.7 points, 5.4 rebounds, and 3.0 assists. He leads all Terps with 1,899 career points after posting a career-best 608 points last year.

FATHER/SON COACHING DUOS

- Kevin Willard is one of 16 current head coaches who also had fathers who were also Division I head coaches.

• Brian Barone, SIUE (Tony Barone, Sr.)
• Tony Bennett, Virginia (Dick Bennett)
• Jeff Capel III, Pitt (Jeff Capel II)
• Kermit Davis, Jr., Ole Miss (Kermit Davis, Sr.)
• Bryce Drew, Grand Canyon (Homer Drew)
• Scott Drew, Baylor (Homer Drew)
• Baker Dunleavy Quinnipiac, (Mike Dunleavy)
• Brian Dutcher, San Diego State (Jim Dutcher)
• Kevin Kruger, UNLV (Lon Kruger)
• Dan Monson, Long Beach State (Don Monson)
• Eric Musselman, Arkansas (Bill Musselman)
• Ryan Odom, Utah State (Dave Odom)
• Richard Pitino, New Mexico (Rick Pitino)
• Will Ryan, Green Bay (Bo Ryan)
• G.G. Smith, High Point (Tubby Smith)
• **Kevin Willard, Maryland (Ralph Willard)**

INTERNATIONAL FLAIR

- The Terps roster features players from four different countries outside the United States: Pavlo Dziuba (Ukraine), Patrick Emilien (Canada), Ian Martinez (Costa Rica), Arnaud Revaz (Switzerland), Caelum Swanton-Rodger (Canada).
- Martinez is the first Costa Rican to play men's basketball at a major university.
- Dziuba is a native of Kyiv and one of seven Ukranian players in the NCAA last season.
- Swanton-Rodger's became Maryland's first Canadian on the roster since Justin Jackson (2016-18) who was drafted by the Denver Nuggets in 2018.

2023 NLI SIGNEES

DeSHAWN HARRIS-SMITH

Guard • 6-5 • 208 • Fairfax, Va. • Paul VI Catholic

Four-star recruit who ranks as the No. 1 recruit overall in Virginia and as high as No. 39 nationally by 247sports.com ... Also ranked No. 1 in Virginia by ESPN and is 53rd on among its top-100 recruits ... Chose Maryland over Villanova, Indiana, Penn State, and Xavier ... As a junior, was the VISAAA Division I State Player of the Year after averaging 14.4 points, 7.8 rebounds, 4.5 assists, and 2.2 steals ... Led Paul VI to the VISAA Division I State Championship title his junior season as well ... Played for Team Takeover as well where he was earned All-Tournament First Team honors at the Peach Jam ... Left-handed point guard.

Willard on Harris-Smith – "DeShawn is a 6-foot-5 point guard who makes everyone on the court better. He can impact the game offensively and defensively like no one I've coached before."

JAMIE KAISER, JR.

Forward • 6-6 • 205 • Burke, Va. • Bishop Ireton • IMG Acad.

Four-star recruit who ranks as the No. 4 recruit overall in Virginia and as high as No. 48 nationally by 247sports.com ... Ranked as the No. 2 recruit from Virginia by ESPN and 65th among their top-100 recruits ... Chose Maryland over Indiana and Virginia ... Last season at Bishop Ireton in Alexandria, averaged 20.7 points before playing his final season at IMG Academy ... One of the top shooters in the country ... First Terps since Anthony Cowan, Jr., to commit to Maryland from the Washington Catholic Athletic Conference ... Plays for New World AAU program ... Life-long Maryland fan who has attended games since childhood.

Willard on Kaiser – "Jamie is not only an unbelievable shooter, but as talented of a player that I've ever recruited. He has unbelievable toughness, a great feel for the game, and is by far one of the best shooters that I will have coached."

JAHNATHAN LAMOTHE

Guard • 6-4 • 190 • Baltimore, Md. • St. Frances Academy

Four-star recruit who ranks as the No. 3 recruit overall in Maryland and as high as No. 122 nationally ... The combo guard chose Maryland over Georgetown, UCF, and Penn State ... Plays on Team Durant on the AAU circuit ... Led St. Frances to a 35-8 record last year and a No. 2 ranking in The Baltimore Sun high school poll ... Will join current Terp Julian Reese who also played at St. Frances ... Pronounced "la-mowth".

Willard on Lamothe – "Jahnathan is one of those players who makes an unbelievable impact on everyone no matter what position he plays on the court. He has the ability to shoot, drive, and become an elite defender."

CLASS NOTES

• The trio of four-star recruits rank as the 11th-best class in the nation.

• Harris-Smith, Kaiser, and Lamothe make up one of the best DMV trios to sign with Maryland since 2002 when Travis Garrison, John Gilchrist, and Chris McCray joined the Terps. It's the most DMV players to sign with Maryland in 15 years.

• As a group, they represent the highest rank class for Maryland since 2018 when the Terps ranked 7th overall.

Willard on the class overall – "We extremely excited to welcome DeShawn, Jamie, and Jahnathan to the Maryland Basketball family," said Willard. "They know the culture of Maryland basketball and each will make an immediate impact on the program. They all play with a chip on their shoulder and a drive to make their programs and teammates better every day."

TERPS IN THE PROS

- Maryland currently has five players on NBA rosters: Bruno Fernando (Houston), Kevin Huerter (Sacramento), Alex Len (Sacramento), Jalen Smith (Indiana), and Aaron Wiggins (Oklahoma City).
- Huerter has made a major impact on the Kings this season averaging 15.8 points shooting .414 from deep in 42 starts. Smith has started 28 of 45 games played for the Pacers averaging 9.8 points and 5.9 rebounds per game. Wiggins has started seven games in 36 played for Oklahoma City averaging 6.3 points and 3.3 rebounds per game highlighted by a 17-point, seven assist night against Toronto on Dec. 11. He also had a double-double with 11 points, 10 rebounds against the LA Clippers.
- Maryland has produced 67 all-time NBA draftees including 13 top-10 selections. Both John Lucas (1976) and Joe Smith (1995) were No. 1 picks.
- Jalen Smith was the most recent top-10 selection going 10th overall in the first round to Phoenix.
- Walt Williams, now a member of the Maryland radio crew, was the No. 7 overall pick by Sacramento in the 1992 draft.

STAFF ADDS REGIONAL CONNECTIONS

- Willard's coaching staff features a pair of DMV close ties as well as key connections through the Northeast corridor.
- David Cox is a Landover native who has also coached both high school and AAU basketball in the local area and continues to hold deep local recruiting ties. Before coming to Maryland, he was the head coach at Rhode Island for four seasons after serving as the associate head coach there and at Rutgers. He has also been an assistant coach at Georgetown and the director of operations at Pittsburgh.
- Tony Skinn, a Takoma Park native, is an 11-year coaching veteran known for his recruiting, especially in the DMV area, and player development. He worked with Willard from 2018-21 at Seton Hall where the Pirates won 55 games over a three-year span including the 2020 Big East Regular Season Championship. Skinn played at George Mason, where he was a 1,000-point scorer and two-time All-CAA selection. Skinn and his George Mason teammates were the top college basketball story in 2006 when the Patriots earned an at-large bid into the NCAA Tournament as a No. 11 seed and upset No. 6 seed Michigan State, No. 3 seed North Carolina, No. 7 seed Wichita State and No. 1 seed Connecticut en route to the NCAA Final Four.
- Grant Billmeier served as part of Willard's staff at Seton Hall for 11 seasons, helping lead the Pirates to two Big East Championships. He ranked second in a poll of top assistant coaches in the Big East by his peers in a 2020 Stadium survey and he was Seton Hall's associate head coach for the 2021-22 season where it reached the NCAA Tournament and defeated two top-10 teams. Known for his work with big men, Billmeier was instrumental in developing Seton Hall's forwards and centers into leaders in the Big East. The Pirates finished in the top two of the conference in rebounding for three consecutive seasons from 2016-18.

FRATERNITY OF GREATNESS

- One of Willard's early initiatives at Maryland has been to reconnect and embrace the tradition of excellence. As part of that alumni outreach, he has dubbed those in the Terp family as the "Fraternity of Greatness".
- Within the team hallway, alumni now have a wall-outline of the state to sign with the message "A Lasting Legacy". Additionally, custom-made shirts are provided to alumni and current team-members only with the "Fraternity of Greatness" slogan.
- Prior to the season's start, the Terps hosted an alumni dinner with over 30 former players in attendance.

MARYLAND RADIO CREW

- Maryland Sports Radio Network play-by-play announcer Johnny Holliday is in his 44th season of broadcasting Maryland basketball this season. Holiday is the 8th longest tenured broadcaster in the country for NCAA basketball and the second longest service play-by-play man in the Big Ten behind Indiana's Don Fischer.
- Holliday's partners on the call are Chris Knoche, who was the head coach at American (1990-97) in his 23rd season as Maryland's color analyst, and Terrapin legend, Walt "The Wizard" Williams, who averaged 26.8 points as a senior in 1991-92 and went on to play 11 seasons in the NBA.
- Holliday has broadcast over 1,500 University of Maryland games during his Hall of Fame career, including 14 bowl games, 10 Sweet 16s, two Final Fours and Maryland's 2002 National Championship.
- Knoche played basketball at American University under HOF coach Gary Williams from 1979–81, and he later coached there from 1990–97 before joining the Maryland Sports Radio Network crew.
- Williams set numerous Maryland records during his playing days from 1988 to 1992, including his incredible streak of seven consecutive 30-point games. He was selected with the seventh pick of the 1992 NBA Draft and would go on to play 11 seasons.

VASQUEZ INDUCTED INTO TERPS HALL OF FAME

- Greivis Vasquez, one of the greatest Terps of all-time, was officially enshrined in the Maryland Athletics Hall of Fame on Oct. 7, 2022. Vasquez was part of the 10-member Class of 2022 which also included notables such as Vernon Davis and Taylor Twellman.
- Vasquez was the winner of the 2010 Bob Cousy Award presented to the nation's top point guard (the first player in Maryland history to win a national position player of the year award) as well as a 2010 All-American (First Team by Wooden Award, Fox Sports, The Sporting News; Second-Team by AP, Yahoo Sports). After leading Maryland to the 2010 ACC regular season championship, he was also named the ACC Player of the Year.
- A three-time All-ACC (First Team in 2009 and 2010; Second-Team in 2008), Vasquez is one of just 15 players in Maryland men's basketball history to earn three all-conference selections.
- He finished his career second on the all-time points list at Maryland (2,171) and is just the third player in school history to surpass 2,100 points, along with Juan Dixon and Len Bias. He holds the school record for double-figure scoring games (117); is second on the all-time assists list (772); and is one of only two players - along with Steve Blake - to surpass 700 assists in their careers.
- Vasquez is one of just two players in school history to record a triple-double (35 pts., 11 reb., 10 ast. vs. North Carolina on Feb. 21, 2009)
- Selected with the 28th pick of the first round of the 2010 NBA draft by the Memphis Grizzlies, Vasquez played seven seasons in the NBA for Memphis, New Orleans, Toronto, Sacramento, Milwaukee, and Brooklyn.

LAST TIME OUT: OHIO STATE 72, #21 MARYLAND 63

COLLEGE PARK, MD -- No. 21 Maryland (20-10, 11-8) went down early and was not able to make a comeback, falling 73-62 at Ohio State (13-17, 5-14) on Wednesday night.

With the loss, the Terps drop into a tie for fourth in the Big Ten standings alongside Indiana and Iowa. Northwestern and Michigan are tied for second with the Wildcats hosting Penn State in the late game on Wednesday night.

Julian Reese posted his fourth consecutive double-double with 17 points and 12 rebounds.

Ian Martinez provided a second-half spark off the bench, totaling eight points and two triples—all in the second half.

Ohio State took a 35-29 lead into the intermission after leading by as many as 10 during the first half. Reese led the Terps with eight points, while Young and Scott each had seven. A 12-0 run for the Buckeyes gave Ohio State an early 14-4 lead at the under-16 media timeout. Maryland was able to cut the deficit to a few as four before heading into the break down six.

After Ohio State stretched its lead to 13 to start the second half, the Terps got back within eight points, but were unable to get any closer than seven.

Ohio State had a balanced offensive attack as all five starters scored in double-figures.

From Head Coach Kevin Willard:

"We've really struggled with the Sunday-Wednesday turnarounds. We just haven't brought the same energy that we bring on Sundays to Wednesdays. We came out and got a good bucket, but just did some things early that make you scratch your head. This was disappointing. I thought we had a pretty good practice yesterday, but we just looked kinda lethargic todday which just hasn't been something this team does."

THE LAST TIME THEY MET - FEB. 11, 2023

COLLEGE PARK, MD – Before a sellout Red Out crowd of 17,950, Maryland won its 10th consecutive conference home game, beating Penn State, 74-68, on Saturday afternoon at XFINITY Center. Maryland is now 17-8 overall and 8-6 in conference with a perfect 7-0 mark in home Big Ten games this season. The Terps are 13-1 at home this season.

Hakim Hart tallied a season-high 23 points, including 15 in the second half. He also had five rebounds and four assists. He hit 8-of-10 from the floor. It marked the most points Hart has scored during his career in a Big Ten game.

Jahmir Young scored in double-figures for the 11th game in a row with 18 points. He also had four rebounds and four assists.

Julian Reese scored 11 points, had five rebounds and blocked three shots. Donta Scott had nine points and 10 rebounds with four assists.

The Terps' trademark defense was on display for stretches of the game, forcing the Nittany Lions into 13 turnovers. Late in the game, Maryland held Penn State scoreless for a span of more than five minutes taking a 12-point lead in the final minutes. Maryland held the Nittany Lions without a two-point field goal for the game's first 13 minutes.

Penn State (14-11, 5-9) was led by Kanye Clary (17 points) and Jalen Pickett (15 points).

Official Basketball Box Score - Final
Penn St. at Maryland
02/11/23 XFINITY Center, College Park
2022-23 Men's Basketball

Game Time: 12:00 PM
Game Duration: 1:52
Attendance: 17,950
Officials: Bill Ek, Kevin Brill, Rob Riley

Penn St. - 68 **Record: 14-11 (5-9)**

NO.	Name		Min	FG M-A	3P M-A	FT M-A	Rebounds OR	DR	TOT	Fouls PF	FD	TP	AS	TO	ST	Blocks BS	BA	+/-
1	Seth Lundy	F	33:28	3-7	3-6	2-3	0	7	7	3	3	11	0	1	0	1	0	-7
3	Kebba Njie	F	12:01	0-1	0-0	0-0	0	1	1	2	0	0	0	2	0	1	0	-8
10	Andrew Funk	G	36:54	5-9	4-7	0-0	0	5	5	1	1	14	0	1	0	1	0	-6
11	Camren Wynter	G	17:58	0-3	0-1	0-0	0	1	1	1	0	0	2	3	0	1	1	-7
22	Jalen Pickett	G	38:47	7-11	1-2	0-1	1	2	3	1	5	15	5	3	0	2	0	-9
0	Kanye Clary		23:15	8-11	1-2	0-0	0	1	1	2	3	17	2	0	1	0	2	4
24	Michael Henn		04:34	0-3	0-1	0-0	1	1	2	0	0	0	0	0	1	0	1	-3
2	Myles Dread		21:35	4-8	3-7	0-0	0	0	0	5	0	11	1	1	1	0	0	0
23	Dallion Johnson		08:31	0-0	0-0	0-0	0	0	0	2	0	0	0	0	1	0	0	8
12	Evan Mahaffey		02:57	0-0	0-0	0-0	0	0	0	2	0	0	0	0	0	0	0	-2
Team							1	2	3			0		2				
Totals				27-53	12-26	2-4	3	20	23	19	12	68	10	13	4	6	4	-6

Shooting By Period		
1st FG%	11-24	45.8%
3PT%	6-11	54.5%
FT%	0-1	0%
2nd FG%	16-29	55.2%
3PT%	6-15	40.0%
FT%	2-3	66.7%
GM FG%	27-53	50.9%
3PT%	12-26	46.2%
FT%	2-4	50.0%

Dead Ball Rebounds: 1, 0

Technical Fouls::NONE

Maryland - 74 **Record: 17-8 (8-6)**

NO.	Name		Min	FG M-A	3P M-A	FT M-A	Rebounds OR	DR	TOT	Fouls PF	FD	TP	AS	TO	ST	Blocks BS	BA	+/-
10	Julian Reese	F	25:22	4-10	0-0	3-4	0	5	5	2	4	11	0	2	1	3	4	14
24	Donta Scott	F	37:41	4-11	1-5	0-0	2	8	10	2	1	9	4	2	0	0	2	2
0	Donald Carey	G	21:23	2-4	1-3	0-0	0	1	1	2	0	5	0	1	0	0	0	8
1	Jahmir Young	G	36:03	5-10	2-4	6-9	2	2	4	2	6	18	4	1	1	0	0	11
13	Hakim Hart	G	38:27	8-10	2-4	5-6	0	5	5	0	6	23	4	1	2	0	0	9
2	Jahari Long		03:57	0-0	0-0	0-0	0	0	0	0	0	0	0	0	0	0	0	-5
15	Patrick Emilien		16:57	0-0	0-0	0-0	0	1	1	3	0	0	0	2	1	0	0	-4
23	Ian Martinez		20:10	2-2	0-0	4-4	0	0	0	1	2	8	0	0	0	1	0	-5
Team							0	2	2			0		1				
Totals				25-47	6-16	18-23	4	24	28	12	19	74	12	10	5	4	6	6

Shooting By Period		
1st FG%	11-25	44.0%
3PT%	4-11	36.4%
FT%	5-7	71.4%
2nd FG%	14-22	63.6%
3PT%	2-5	40.0%
FT%	13-16	81.3%
GM FG%	25-47	53.2%
3PT%	6-16	37.5%
FT%	18-23	78.3%

Dead Ball Rebounds: 3, 0

Technical Fouls::NONE

	PSU	Terps
Biggest lead	3 (2nd 18:07)	13 (2nd 0:57)
Best Scoring Run	7(1st 2:24)	9(2nd 16:10)
Lead Changes	2	
Times Tied	4	
Time with Lead	00:47	36:37

Points from	PSU	Terps
Turnovers	6	17
Paint	20	28
Second Chance	2	5
Fast Breaks	7	10
Bench	28	8

Period by Period Scoring	1st	2nd	TOT
PSU	28	40	68
Terps	31	43	74

MARYLAND LEADS 16-13

Date	Location	W/L	Score
12-1-60	H	W	64-47
12-2-61	A	L	65-71
12-1-62	H	L	61-62
12-7-63	A	L	62-91
12-2-64	H	W	72-71
12-1-65	A	L	61-65
12-1-66	H	W	76-53
12-2-67	A	L	71-76
11-30-68	H	W	66-56
12-1-77	N[1]	W	89-80
12-7-78	N[1]	W	69-61
12-3-79	N[1]	W	56-55
11-27-82	N[2]	L	79-97
12-6-83	N[1]	W	67-58
3-19-90	A[3]	L	78-80
12-1-10	A[4]	W	62-39
2-4-15	H	W	64-58
2-14-15	A	W	76-63
12-30-15	H	W	70-64
2-7-17	A	L	64-70
1-2-18	H	W	68-63
2-7-18	A	L	74-70
12-1-18	H	W	66-59
2-27-19	A	L	61-78
12-10-19	A	L	69-76
2-5-21	A	L	50-55
3-7-21	H	L	61-66
2-21-22	H	W	67-61
2-11-23	H	W	74-68

1-at Hershey, Pa. (Hershey Park Arena); 2-at Baltimore, Md. (Baltimore Arena); 3-National Invitation Tournament at State College, Pa. (Recreation Building); 4-ACC/Big Ten Challenge at State College, Pa. (Bryce Jordan Center)

SERIES PROFILE

Terps at Home:	10-2
Terps at Cole Field House:	4-1
Terps at XFINITY Center:	6-1
Terps on the Road:	2-10
Terps at Neutral Site:	4-1
Terps since 2014-15:	7-6
Last 10 Games:	4-6
Current Streak:	Maryland won 2
Longest UMD Win Streak:	4 (twice)
Longest PSU Win Streak:	4
Largest Win Margin:	23 (62-39 on 12/1/10)
Largest Loss Margin:	29 (91-62 on 12/7/63)
Most UMD Points Scored:	89 (89-80 on 12/1/77)
Most PSU Points Scored:	97 (97-79 on 11/28/82)

RECENT TOP TERP PERFORMANCES VS. PENN STATE (SINCE 2010-11)

Rk	Player	Pos	Date	MP	FG	FGA	FG%	3P	3PA	3P%	FT	FTA	FT%	TRB	AST	STL	BLK	TOV	PF	PTS
1	Diamond Stone	C	12/30/15	32	10	15	0.667	0	0		19	25	0.76	12	0	1	2	3	3	39
2	Dez Wells	G	2/4/15	31	8	10	0.8	2	2	1	5	6	0.833	7	0	0	1	5	2	23
3	Eric Ayala	G	2/5/21	37	6	11	0.545	2	6	0.333	9	9	1	3	1	1	1	2	2	23
4	**Hakim Hart**	**G**	**2/11/23**	**38**	**8**	**10**	**0.8**	**2**	**4**	**0.5**	**5**	**6**	**0.833**	**5**	**4**	**2**	**0**	**1**	**0**	**23**
5	Dez Wells	G	2/14/15	24	7	10	0.7	1	1	1	7	7	1	6	1	0	0	2	4	22
6	Melo Trimble	G	2/14/15	36	4	6	0.667	0	1	0	12	12	1	6	4	1	0	1	1	20
7	Anthony Cowan	G	1/2/18	40	5	14	0.357	1	5	0.2	7	9	0.778	4	4	2	0	2	1	18
8	Fatts Russell	G	2/21/22	29	4	13	0.308	1	4	0.25	9	11	0.818	5	2	2	0	1	3	18
9	**Jahmir Young**	**G**	**2/11/23**	**36**	**5**	**10**	**0.5**	**2**	**4**	**0.5**	**6**	**9**	**0.667**	**4**	**4**	**1**	**0**	**1**	**2**	**18**
10	Bruno Fernando	F	1/2/18	32	7	12	0.583	0	0		3	5	0.6	11	0	0	0	1	1	17
11	Jonathan Graham	F	2/4/15	20	6	7	0.857	0	0		4	7	0.571	6	0	0	1	1	3	16
12	Jalen Smith	F	12/1/18	33	7	12	0.583	1	2	0.5	1	4	0.25	8	0	1	0	1	3	16
13	Anthony Cowan	G	12/10/19	37	5	17	0.294	3	9	0.333	3	6	0.5	6	3	1	0	4	1	16
14	Jordan Williams	F	12/1/10	35	6	10	0.6	0	0		3	9	0.333	11	0	1	2	2	4	15
15	Anthony Cowan	G	2/7/18	40	4	7	0.571	3	3	1	4	7	0.571	2	5	3	0	2	2	15
16	Anthony Cowan	G	12/1/18	34	6	12	0.5	2	6	0.333	1	1	1	2	4	1	0	6	2	15

HEAD COACH KEVIN WILLARD

Pittsburgh '97 • 1st Year at Maryland, 16th as Head Coach

Kevin Willard was named new head coach of the Maryland Men's Basketball program by Damon Evans, Barry P. Gossett Director of Athletics on March 21, 2022. Willard recently coached Seton Hall to its fifth NCAA Tournament appearance in the last six events that were played. Having won a regular-season conference championship, conference tournament championship and earning conference coach of the year, Willard is one of 10 active head coaches in the Power 6 conferences to achieve each of the accomplishments in the last six seasons.

He has been one of the winningest coaches in terms of NET (NCAA Evaluation Tool) Quad 1 victories over the last four seasons. He also has the most non-conference wins of any coach in the nation against Big Ten teams since 2014-15.

In his career as a head coach, his teams have 28 wins over Associated Press Top-25 teams including 18 wins over Top-15 teams, 14 wins over Top-10 teams and six wins over Top-5 teams.

Willard served as the head coach at Seton Hall from 2010-22 where he helped the Pirates to the 2020 Big East Regular Season Championship and the 2016 Big East Tournament Championship. He coached the Pirates to five NCAA berths and what would have been six in the last seven seasons when you include the COVID-shortened season, when Seton Hall was assured of a berth in the tournament after winning the Big East title in 2020.

His teams have posted .500 or better records in the last nine consecutive seasons. He has a 225-161 overall record at Seton Hall in 12 seasons. He is second all-time in victories (225) in Seton Hall basketball history and has the most wins in conference play in program history (110). He is also the 11th all-time winningest coach in Big East history, dating to the conference's inception in 1979. Including three seasons as the head coach Iona, Willard's career record is 270-210.

A basketball lifer, Willard played point guard on the Division I level for four years; the last three coming at the University of Pittsburgh. He earned Big East All-Academic honors while appearing in 60 games for the Panthers. He spent his freshman season at Western Kentucky, where he played in the backcourt and sank over 40 percent of his three-point field goal attempts.

Willard hails from New York and was born in Huntington on Long Island, but played his high school basketball at Bowling Green High School (Ky.) while his father was the head coach at Western Kentucky. He earned second-team All-State honors as a senior and helped his team to a combined 76-15 record in his final three prep seasons.

Willard is married to the former Julie Wagner and they have two sons, Colin, who was born in August 2006 and Chase born in June 2008.

WILLARD'S EARLY MILESTONES

- Kevin Willard became the first coach in Maryland history to start 8-0 in his first season. He also became the first coach in program history to have Maryland ranked nationally during a coach's first season.
- First coach in Maryland history to post 20 wins during his inaugural season.
- Before the loss at Wisconsin, Willard was one of just three current head coaches in their first year with a program to remain unbeaten this season alongside Mississippi State's Chris Jans & Missouri's Dennis Gates.
- Willard is also the first coach in Big Ten history to win each of the first seven games of his tenure by at least 15 points.

THE WILLARD FILE

Full Name	Kevin Willard
Date of Birth	April 6, 1975
Hometown	Huntington, N.Y.
Alma Mater	Pittsburgh '97
Family	Wife, Julie; Children: Colin, Chase
Playing Experience	Point Guard: Western Kentucky, Pittsburgh
Years in Coaching (College)	22

CAREER HIGHLIGHTS

- 5 NCAA Tournament Appearances (2016, 2017, 2018, 2019, 2020* (COVID), 2022)
- 2020 Big East Conference Regular-Season Championship
- 2016 Big East Conference Tournament Championship
- 2016 Big East Coach of the Year
- 2020 USBWA District II Coach of the Year
- 2016, 2017, 2019 Peter A. Carlesimo Met Writers Coach of the Year
- 2019 NABC District 5 Coach of the Year
- 2017 Forbes Top 10 NCAA Basketball Coaches For The Next 10 Years
- 9 Consecutive seasons of .500 or better record
- 8 20-win seasons
- 7 Consecutive Top-5 Big East finishes
- 6 seasons ranked in the AP Top 25
- 72 All-Big East Academic Team selections
- 15 All-Big East selections
- 6 All-Big East First-Team selections
- 4 Haggerty Metropolitan Players of the Year
- 2 Big East Players of the Year
- 2 Big East Defensive Players of the Year
- 2 Big East Most Improved Players of the Year
- 2 Big East Scholar-Athletes of the Year

HEAD COACHING RECORD

Season	School	Overall	Pct.	Conf.	Pct.	Finish	Conf. Tournament	Postseason
2007-08	Iona	12-20	.375	8-10	.444	7th	MAAC First Round	---
2008-09	Iona	12-19	.387	7-11	.389	7th	MAAC First Round	---
2009-10	Iona	21-10	.677	12-6	.667	3rd !	MAAC Quarterfinals	---
2010-11	Seton Hall	13-18	.419	7-11	.389	12th	BIG EAST First Round	---
2011-12	Seton Hall	21-13	.618	8-10	.444	T-9th	BIG EAST Second Round	NIT Second Round
2012-13	Seton Hall	15-18	.455	3-15	.167	T-13th	BIG EAST Second Round	---
2013-14	Seton Hall	17-17	.500	6-12	.333	8th	BIG EAST Semifinals	---
2014-15	Seton Hall	16-15	.516	6-12	.333	T-7th	BIG EAST First Round	---
2015-16	Seton Hall	25-9	.735	12-6	.667	3rd#	BIG EAST Champions	NCAA First Round
2016-17	Seton Hall	21-12	.636	10-8	.556	T-3rd	BIG EAST Semifinals	NCAA First Round
2017-18	Seton Hall	22-12	.647	10-8	.556	T-3rd	BIG EAST Quarterfinals	NCAA Second Round
2018-19	Seton Hall	20-14	.588	9-9	.500	T-3rd	BIG EAST Final	NCAA First Round
2019-20	Seton Hall	20-9	.690	13-5	.722	T-1st	Canceled, COVID-19	Canceled, COVID-19
2020-21	Seton Hall	14-13	.519	10-9	.526	T-4th	BIG EAST Semifinals	---
2021-22	Seton Hall	21-11	.656	11-8	.579	T-5th	BIG EAST Quarterfinals	NCAA First Round
2022-23	Maryland	20-10	.667	11-8	.579			
	Total	**290-220**	**.569**	**143-148**	**.491**			

TONY SKINN
Assistant Coach
George Mason '06
First Year at Maryland

DAVID COX
Assistant Coach
William & Mary '95
First Year at Maryland

GRANT BILLMEIER
Assistant Coach
Seton Hall '07
First Year at Maryland

GREG MANNING JR.
Director of Basketball Operations
Loyola '08
Fifth Year at Maryland

CHARLIE BUTLER
Coordinator of Basketball Operations
Seton Hall '15
First Year at Maryland

TEVON SADLER
Director of Player Personnel
Nicholls '18
First Year at Maryland

BRENTON PETTY
Video Coordinator
Fordham '18
Second Year at Maryland

CHRIS ROBINSON
Assistant Coordinator
Maryland '19
Sixth Year at Maryland

KYLE TARP
Director of Basketball Performance
UC Davis '06
13th Year at Maryland

#0 DON CAREY

GUARD • 6-5 • 187 • GR. • UPPER MARLBORO, MD
(FREDERICK DOUGLASS/MOUNT ST. MARY'S/SIENA/GEORGETOWN) DONC.13 / DONCAREYJR

SCAN FOR FULL BIO

AS A GRADUATE STUDENT AT MARYLAND (2022-23):

- Notched 14 points at Ohio State (3/1), highlighted by a four-point play, while shooting 4-of-6 from deep.
- Scored 13 points going 4-of-7 from deep in win over No. 21 Northwestern (2/26).
- Had 10 points with a pair of triples in win over Minnesota (2/22).
- Tied his season high with 16 points in win over Nebraska (1/28) going 4-of-4 from deep.
- Went 2-of-2 from beyond the arc in 10-point effort against No. 24 Ohio State (1/8) and finished with four rebounds and two steals.
- Had 12 points on four threes at Rutgers (1/5).
- Tied his career-high with 5 made triples against UMBC to finish with a season-high 19 points.
- Against Saint Peter's (12/22), posted season-high 8 rebounds to go with four assists and five points.
- Hit a pair of triples (2-of-6) at Louisville to finish with nine points.
- After opening the season 2-of-14 from deep, was 8-of-19 from three-point range in the wins over Saint Louis and Miami to help Maryland win the Hall of Fame Tip-Off Tournament Championship.
- Notched 12 points, on 4-of-9 shooting from three in a victory over Miami.
- Tallied season high 16 points and six rebounds in a win over Saint Louis.
- Scored a season-high seven points going 3-of-6 from the field against Binghamton.
- Made his Maryland debut with a start against Niagara where he scored five points in 27 minutes.

AS A GRADUATE STUDENT AT GEORGETOWN (2021-22):

- Served as team captain as he started all 28 games he played in.
- Second on the team in scoring with 13.5 points per game.
- Contributed 4.4 rebounds per game and 2.9 assists per game.
- Made 64-of-165 three-pointers for 38.8 percent from the floor.
- Scored a career-high 24 points against Villanova (Feb. 19).
- Tallied double-figures in 24 of 28 games and hit the 20-point plateau five times.
- Scored 20 points against his former school, Siena (Nov. 19).
- Also tallied 20 points at South Carolina (Dec. 5).
- Scored 21 points at Providence (Jan. 20) and 23 points against St. John's (Feb. 3).
- Knocked down 5 3-pointers twice, making 5-of-9 against Villanova & at Providence.

NOTABLES:

- Led Frederick Douglass to a 20-4 record and a Prince George's County Championship Game appearance his senior year; Averaged 13 points, six rebounds, and seven assists, which included three triple-doubles and a 37-point performance his senior season.
- Son of Donald Sr. and Crystal Carey.
- Has an older brother, Jamall Robinson who played college basketball at both Hofstra and LIU Brooklyn, and two younger sisters, Maranda and Madison.
- Cousin Kyle Anderson plays for the NBA's Memphis Grizzlies.

2022-23 GAME-BY-GAME

				Total		3-Pointers		Free throws		Rebounds										
Opponent	Date	GS	MIN	FG-FGA	PCT	3FG-3FGA	PCT	FT-FTA	PCT	OFF	DEF	TOT	AVG	PF	A	TO	BLK	STL	PTS	AVG
Niagara	11/07/2022	*	27:27	2-7	.286	1-6	.167	0-0	.000	0	0	0	0.0	0	0	0	0	0	5	5.0
Western Caro.	11/10/2022	*	23:35	1-7	.143	0-4	.000	0-0	.000	0	4	4	2.0	0	1	1	0	1	2	3.5
Binghamton	11/15/2022	*	20:17	3-6	.500	1-4	.250	0-0	.000	0	2	2	2.0	2	1	2	0	0	7	4.7
vs Saint Louis	11/19/2022	*	26:57	4-10	.400	4-10	.400	4-5	.800	1	5	6	3.0	1	2	0	0	0	16	7.5
vs Miami (FL)	11/20/2022	*	30:26	4-9	.444	4-9	.444	0-0	.000	2	3	5	3.4	2	0	5	0	0	12	8.4
Coppin St.	11/25/2022	*	32:09	2-9	.222	0-6	.000	3-4	.750	0	1	1	3.0	1	1	1	0	1	7	8.2
at Louisville	11/29/2022	*	23:27	2-6	.333	2-6	.333	3-4	.750	0	2	2	2.9	2	0	2	0	1	9	8.3
Illinois	12/02/2022	*	23:46	1-6	.167	0-4	.000	3-3	1.000	0	1	1	2.6	0	0	1	0	0	5	7.9
at Wisconsin	12/06/2022	*	27:03	2-5	.400	2-5	.400	2-2	1.000	0	5	5	2.9	5	1	3	0	0	8	7.9
vs Tennessee	12/11/2022	*	26:15	0-5	.000	0-4	.000	3-3	1.000	1	1	2	2.8	4	1	1	0	0	3	7.4
UCLA	12/14/2022	*	19:00	2-6	.333	1-4	.250	0-0	.000	1	0	1	2.6	0	0	0	0	0	5	7.2
Saint Peter's	12/22/2022		19:03	2-7	.286	1-6	.167	0-0	.000	2	6	8	3.1	3	4	1	0	0	5	7.0
UMBC	12/29/2022		25:48	6-9	.667	5-7	.714	2-2	1.000	0	0	0	2.8	2	0	1	0	0	19	7.9
at Michigan	01/01/2023	*	28:42	1-9	.111	0-8	.000	0-0	.000	0	2	2	2.8	3	4	1	0	0	2	7.5
at Rutgers	01/05/2023		25:23	4-8	.500	4-8	.500	0-0	.000	0	0	0	2.6	3	2	0	0	1	12	7.8
Ohio St.	01/08/2023	*	32:45	3-3	1.000	2-2	1.000	2-2	1.000	0	4	4	2.7	2	1	1	0	2	10	7.9
at Iowa	01/15/2023	*	25:37	1-4	.250	1-4	.250	0-0	.000	0	1	1	2.6	3	1	2	0	1	3	7.6
Michigan	01/19/2023	*	20:18	1-3	.333	1-3	.333	0-0	.000	1	1	2	2.6	0	0	0	0	0	3	7.4
at Purdue	01/22/2023	*	26:33	1-6	.167	1-6	.167	0-0	.000	0	1	1	2.5	1	2	1	0	1	3	7.2
Wisconsin	01/25/2023	*	24:45	0-5	.000	0-1	.000	2-2	1.000	0	0	0	2.4	1	0	0	0	1	2	6.9
Nebraska	01/28/2023	*	28:41	5-8	.625	4-4	1.000	2-2	1.000	0	0	0	2.2	1	1	1	0	0	16	7.3
Indiana	01/31/2023	*	22:06	0-4	.000	0-3	.000	2-2	1.000	0	0	0	2.1	0	1	0	0	0	2	7.1
at Minnesota	02/04/2023	*	19:59	2-3	.667	2-3	.667	1-1	1.000	0	2	2	2.1	1	2	0	0	2	7	7.1
at Michigan St.	02/07/2023	*	11:05	0-4	.000	0-4	.000	0-0	.000	0	0	0	2.0	1	0	0	0	0	0	6.8
Penn St.	02/11/2023	*	21:23	2-4	.500	1-3	.333	0-0	.000	0	1	1	2.0	2	0	1	0	0	5	6.7
Purdue	02/16/2023	*	23:43	2-4	.500	0-1	.000	0-0	.000	1	1	2	2.0	1	4	0	0	1	4	6.6
at Nebraska	02/19/2023	*	08:14	0-1	.000	0-1	.000	0-0	.000	0	0	0	1.9	0	0	0	1	0	0	6.4
Minnesota	02/22/2023	*	22:14	4-6	.667	2-3	.667	0-0	.000	0	2	2	1.9	0	0	1	0	0	10	6.5
Northwestern	02/26/2023	*	27:44	4-9	.444	4-7	.571	1-2	.500	0	1	1	1.9	3	1	2	0	1	13	6.7
at Ohio St.	03/01/2023	*	25:08	4-7	.571	3-6	.500	3-3	1.000	0	1	1	1.9	0	1	0	0	0	14	7.0
Totals		**27**	**719:32**	**65-180**	**.361**	**46-142**	**.324**	**33-37**	**.892**	**9**	**47**	**56**	**1.9**	**44**	**31**	**28**	**1**	**13**	**209**	**7.0**

Player Averages

Games Played	Minutes/ game	Points/ game	FG Pct	3FG Pct	FT Pct	Rebounds/ game	Assists/ game	Turnovers/ game	Assist/Turnover ratio	Steals/ game	Blocks/ game
30	24.0	7.0	36.1	32.4	89.2	1.9	1.0	0.9	1.1	0.4	0.0

SEASON/CAREER HIGHS

	2022-23 SEASON	CAREER HIGHS
POINTS	16, 2x, last vs. Nebraska (1/28/23)	24 at Villanova (2/19/22)
REBOUNDS	8 vs. Saint Peter's (12/22/22)	9 (2x), last vs San Diego St. (11/25/21)
FG MADE	6 vs. UMBC (12/29/22)	9 at Villanova (2/19/22)
FG ATT.	10 vs. Saint Louis (11/19/22)	18 at Rider (1/5/20)
3 FG MADE	5 vs. UMBC (12/29/22)	5 (4x), last vs. UMBC (12/29/22)
3 FG ATT.	10 vs. Saint Louis (11/19/22)	11 at Rider (1/5/20)
FT MADE	4 vs. Saint Louis (11/19/22)	9 vs Colorado (3/20/21)
FT ATT.	5 vs. Saint Louis (11/19/22)	10 at LIU (12/31/17)
ASSISTS	4 vs. UMBC (12/29/22)	12 vs York (PA) (11/21/17)
BLOCKS	-	2 at South Carolina (12/5/21)
STEALS	2, 2x, last at Minnesota (2/4/23)	4 (4x), last at Providence (1/20/22)
MINUTES	33 vs. Ohio State (1/8/23)	53 at Yale (11/20/19)

MISCELLANEOUS STATS

Category	Season	Career	Last Time
Double-Figure Scoring	12	77	14 at Ohio State (3/1/23)
20-plus Points		7	24 at Villanova (2/19/22)
10-plus Rebounds		-	-
10-plus Assists		1	12 vs York (PA) (11/21/17)
5 3FG Games	1	4	5 vs. UMBC (12/29/22)
Double-Doubles		1	11 pts, 12 ast vs York (PA) (11/21/17)

CAREER STATS

				Field Goals		3-Point		F-Throws		Rebounds									Scoring	
SEASON	TEAM	GP-GS	MIN/AVG	FG-FGA	FG%	3FG-3FGA	3FG%	FT-FTA	FT%	OFF	DEF	TOT	AVG	PF-FO	A	TO	BLK	STL	PTS	AVG
2017-18	MSM	32-32	1006/31.4	98-240	.408	39-107	.364	54-66	.818	11	74	85	2.7	60-1	110	86	3	32	289	9.0
2019-20	Siena	30-28	945/31.5	114-279	.409	55-144	.382	56-68	.824	16	82	98	3.3	51-2	71	76	2	32	339	11.3
2020-21	GTown	26-20	696/26.8	70-150	.467	40-89	.449	28-32	.875	21	58	79	3.0	38-1	44	47	0	26	208	8.0
2021-22	GTown	28-28	946/33.8	122-288	.424	64-165	.388	71-78	.910	20	104	124	4.4	52-1	80	61	6	43	379	13.5
2022-23	MD	30-27	720/24.0	65-180	.361	46-142	.324	33-37	.892	9	47	56	1.9	44-1	31	28	1	13	209	7.0
TOTAL FOR MD		**30-27**	**720/24.0**	**65-180**	**.361**	**46-142**	**.324**	**33-37**	**.892**	**9**	**47**	**56**	**1.9**	**44-1**	**31**	**28**	**1**	**13**	**209**	**7.0**
TOTAL		**146-135**	**4314/29.5**	**469-1137**	**.412**	**244-647**	**.377**	**242-281**	**.861**	**77**	**365**	**442**	**3.0**	**245-6**	**336**	**298**	**12**	**146**	**1424**	**9.8**

#1 JAHMIR YOUNG

G • 6-1 • 185 • GR. • UPPER MARLBORO, MD (DEMATHA CATHOLIC/CHARLOTTE)

JAHM1RYOUNG / FLYYMIR_

SCAN FOR FULL BIO

2022-23 SEASON (MARYLAND):

- Ranks 12th among active NCAA players with 16.5 points per game; ranks 32nd with 1,899 points.
- One of nine active NCAA players with 1875+ points, 575+ rebounds and 350+ assists (1899, 597, 357).
- Scored 18 points hitting 4-of-7 from deep in win over No. 21 Northwestern (2/26).
- Scored 20 points to go with five rebounds and four assists in win over No. 3 Purdue (2/16).
- Posted 18 points, four rebounds, and four assists in win over Penn State (2/11).
- Recorded 17 points with six assists and two steals at Michigan State (2/7).
- Scored 20 points with six boards in win over No. 21 Indiana (1/31).
- Scored 18 points with 7 assists and 6 steals in win over Nebraska (1/28) becoming just the second Big Ten player since 2002-03 to have at least 18/7/6 for a game.
- Against Wisconsin (1/25), scored 22 points with eight rebounds and five assists.
- Scored 10 points at Purdue (1/22) while adding seven rebounds and tying his season-high with seven assists; also tied his season high with three steals while committing just two turnovers.
- In a three-game stretch against Ohio State, Iowa, and Michigan, averaged 25.3 points per game.
- Scored a game-high 26 points in win over Michigan becoming the first Terp since Fatts Russell in 2021-22 to post three consecutive 20-point games (2/10-18/2022).
- Became the first Maryland guard since Greivis Vasquesz to score 30 points while adding 10-or-more rebounds in game with his career-high tying 30 points, 11 rebounds against No. 24 Ohio State. Vasquez's performance was part of a triple double against North Carolina in 2009.
- Scored 18 points while adding seven rebounds in win over UMBC (12/29).
- Led team with 18 points while tallying seven assists, two blocks and one steal against No. 7 Tennessee (12/11).
- Scored 17 points while adding four rebounds and two steals against Wisconsin (12/6)
- Scored 24 points including the game clinching three with 14 second remaining in a win over No. 16 Illinois (12/2)
- Notched 15 points and added five rebounds, five assists and three steals in a victory over Louisville (11/29).
- Tallied 21 points while contributing five rebounds and five assists against Coppin State (11/25).
- Scored 13 points with five rebounds in a win over Miami (11/20).
- Made his Maryland debut against Niagara (11/7) where he scored 14 points while adding seven rebounds, four assists and two blocks.

NOTABLES:

- As a senior, he earned All-Conference and honorable-mention Washington Post All-METS honors.
- Ranked as one of the Top-10 seniors in the state of Maryland.
- Played an integral role in helping DeMatha High school win three championships in 2018, including a state championship.
- Earned All-Conference honors as a junior after averaging 11.7 points, 3.7 rebounds and 3.3 assists per game.
- Played his freshman and sophomore years for St. Mary's Ryken High School.
- Was a four-year starter in his high school career.
- In the summer of 2018, he helped his D.C. based AAU program, Team Takeover, capture the Peach Jam title.

2022-23 GAME-BY-GAME

				Total		3-Pointers		Free throws		Rebounds										
Opponent	Date	GS	MIN	FG-FGA	PCT	3FG-3FGA	PCT	FT-FTA	PCT	OFF	DEF	TOT	AVG	PF	A	TO	BLK	STL	PTS	AVG
Niagara	11/07/2022	*	29:41	5-10	.500	1-3	.333	3-4	.750	2	5	7	7.0	0	4	3	2	0	14	14.0
Western Caro.	11/10/2022	*	25:33	6-15	.400	0-1	.000	4-4	1.000	1	4	5	6.0	0	1	0	2	1	16	15.0
Binghamton	11/15/2022	*	21:19	3-6	.500	0-1	.000	1-2	.500	1	3	4	5.3	1	5	1	0	0	7	12.3
vs Saint Louis	11/19/2022	*	23:30	4-12	.333	1-5	.200	2-2	1.000	0	3	3	4.8	2	1	3	0	1	11	12.0
vs Miami (FL)	11/20/2022	*	27:01	4-8	.500	1-2	.500	4-4	1.000	0	5	5	4.8	0	3	5	0	0	13	12.2
Coppin St.	11/25/2022	*	31:41	6-16	.375	0-5	.000	9-10	.900	1	4	5	4.8	0	5	1	1	0	21	13.7
at Louisville	11/29/2022	*	24:06	6-10	.600	1-3	.333	2-3	.667	1	4	5	4.9	0	5	0	0	3	15	13.9
Illinois	12/02/2022	*	34:44	9-20	.450	4-9	.444	2-2	1.000	1	3	4	4.8	0	2	1	0	1	24	15.1
at Wisconsin	12/06/2022	*	29:39	6-13	.462	3-5	.600	2-3	.667	3	1	4	4.7	1	1	3	0	2	17	15.3
vs Tennessee	12/11/2022	*	35:42	6-18	.333	1-7	.143	5-6	.833	1	3	4	4.6	3	7	3	2	1	18	15.6
UCLA	12/14/2022	*	23:48	0-8	.000	0-3	.000	3-4	.750	0	3	3	4.5	1	1	5	1	0	3	14.5
Saint Peter's	12/22/2022	*	24:12	3-4	.750	2-3	.667	6-8	.750	0	4	4	4.4	2	4	3	0	0	14	14.4
UMBC	12/29/2022	*	35:31	8-14	.571	0-3	.000	2-3	.667	1	6	7	4.6	2	2	1	1	1	18	14.7
at Michigan	01/01/2023	*	18:23	2-9	.222	1-2	.500	0-0	.000	2	2	4	4.6	0	1	2	0	1	5	14.0
at Rutgers	01/05/2023	*	30:52	5-12	.417	2-4	.500	1-4	.250	1	3	4	4.5	2	3	4	0	2	13	13.9
Ohio St.	01/08/2023	*	35:11	8-18	.444	1-5	.200	13-15	.867	5	6	11	4.9	3	0	3	0	0	30	14.9
at Iowa	01/15/2023	*	34:25	8-17	.471	1-4	.250	3-4	.750	0	5	5	4.9	0	3	1	0	1	20	15.2
Michigan	01/19/2023	*	37:30	9-19	.474	0-5	.000	8-10	.800	1	2	3	4.8	2	2	3	0	3	26	15.8
at Purdue	01/22/2023	*	32:27	4-18	.222	0-6	.000	2-2	1.000	3	4	7	4.9	1	7	2	1	3	10	15.5
Wisconsin	01/25/2023	*	36:48	8-15	.533	2-5	.400	4-4	1.000	2	6	8	5.1	0	5	3	1	0	22	15.9
Nebraska	01/28/2023	*	30:32	4-9	.444	1-3	.333	9-9	1.000	0	3	3	5.0	0	7	2	1	6	18	16.0
Indiana	01/31/2023	*	37:07	6-15	.400	3-6	.500	5-6	.833	1	5	6	5.0	2	1	2	0	2	20	16.1
at Minnesota	02/04/2023	*	21:18	6-9	.667	1-1	1.000	1-1	1.000	0	3	3	5.0	0	1	1	0	2	14	16.0
at Michigan St.	02/07/2023	*	36:35	6-13	.462	1-5	.200	4-5	.800	0	3	3	4.9	4	6	4	0	2	17	16.1
Penn St.	02/11/2023	*	36:03	5-10	.500	2-4	.500	6-9	.667	2	2	4	4.8	2	4	1	0	1	18	16.2
Purdue	02/16/2023	*	35:41	6-14	.429	1-3	.333	7-7	1.000	0	5	5	4.8	0	4	1	0	2	20	16.3
at Nebraska	02/19/2023	*	39:14	6-16	.375	1-3	.333	3-3	1.000	2	4	6	4.9	2	6	4	1	0	16	16.3
Minnesota	02/22/2023	*	25:46	3-6	.500	1-1	1.000	4-4	1.000	1	1	2	4.8	0	3	0	0	1	11	16.1
Northwestern	02/26/2023	*	34:26	7-13	.538	4-7	.571	0-1	.000	1	2	3	4.7	0	2	1	0	0	18	16.2
at Ohio St.	03/01/2023	*	36:06	4-13	.308	1-3	.333	0-0	.000	1	2	3	4.7	4	2	1	0	0	9	15.9
Totals		**30**	**924:50**	**163-380**	**.429**	**37-117**	**.316**	**115-139**	**.827**	**34**	**106**	**140**	**4.7**	**34**	**98**	**64**	**13**	**36**	**478**	**15.9**

Player Averages

Games Played	Minutes/ game	Points/ game	FG Pct	3FG Pct	FT Pct	Rebounds/ game	Assists/ game	Turnovers/ game	Assist/Turnover ratio	Steals/ game	Blocks/ game
30	30.8	15.9	42.9	31.6	82.7	4.7	3.3	2.1	1.5	1.2	0.4

SEASON/CAREER HIGHS

	2022-23 SEASON	CAREER HIGHS
POINTS	30 vs. #24 Ohio State (1/8/23)	30, 2x, last vs. #24 Ohio State (1/8/23)
REBOUNDS	11 vs. #24 Ohio State (1/8/23)	12 at Marshall (2/19/22)
FG MADE	9, 2x, last vs. Michigan (1/19/23)	12 vs. Wake Forest (12/17)
FG ATT.	20 vs. #16 Illinois (12/2/22)	21 vs. Wake Forest (12/17)
3 FG MADE	4, 2x, last vs. #21 Northwestern (2/26/23)	4 (13x), last vs. #21 Northwestern (2/26/23)
3 FG ATT.	9 vs. #16 Illinois (12/2/22)	9, 2x, last vs. #16 Illinois (12/2/22)
FT MADE	13 vs. #24 Ohio State (1/8/23)	13, 2x, last vs. #24 Ohio State (1/8/23)
FT ATT.	15 vs. #24 Ohio State (1/8/23)	16 at Florida Atlantic (1/23/21)
ASSISTS	7, 3x, last vs. Nebraska (1/28/23)	9 vs. USC Upstate (11/12/21)
BLOCKS	2, 3x, last vs. #7 Tennessee (12/11/22)	3 vs. LA Tech (2/10)
STEALS	6 vs. Nebraska (1/28/23)	6 vs. Nebraska (1/28/23)
MINUTES	39 at Nebraska (2/19/23)	--

MISCELLANEOUS STATS

Category	Season	Career	Last Time
Double-Figure Scoring	26	101	18 vs. #21 Northwestern (2/26/23)
20-plus Points	8	40	20 vs. #3 Purdue (2/16/23)
10-plus Rebounds	1	7	11 vs. #24 Ohio State (1/8/23)
5-plus Rebounds	13	60	6 at Nebraska (2/19/23)
5-plus Assists	9	27	6 at Nebraska (2/19/23)
3-plus Steals	4	13	6 vs. Nebraska (1/28/23)
Double-Doubles	1	7	30 pts, 11 reb vs. #24 Ohio State (1/8/23)

CAREER STATS

				Field Goals		3-Point		F-Throws		Rebounds									Scoring	
SEASON	TEAM	GP-GS	MIN/AVG	FG-FGA	FG%	3FG-3FGA	3FG%	FT-FTA	FT%	OFF	DEF	TOT	AVG	PF-FO	A	TO	BLK	STL	PTS	AVG
2019-20	CLT	29-29	939/32.4	118-277	.426	47-126	.373	79-107	.738	16	135	151	5.2	34-0	82	54	10	45	362	12.5
2020-21	CLT	25-25	936/37.4	140-331	.423	45-133	.338	126-151	.834	19	104	123	4.9	22-0	63	61	7	26	451	18.0
2021-22	CLT	31-31	1111/35.8	210-449	.468	56-164	.341	132-148	.892	21	162	183	5.9	32-0	114	66	14	34	608	19.6
2022-23	MD	30-30	925/30.8	163-380	.429	37-117	.316	115-139	.827	34	106	140	4.7	34-0	98	64	13	36	478	15.9
TOTAL FOR MD		**30-30**	**925/30.8**	**163-380**	**.429**	**37-117**	**.316**	**115-139**	**.827**	**34**	**106**	**140**	**4.7**	**34-0**	**98**	**64**	**13**	**36**	**478**	**15.9**
TOTAL		**115-115**	**3911/34.0**	**631-1437**	**.439**	**185-540**	**.343**	**452-545**	**.829**	**90**	**507**	**597**	**5.2**	**122-0**	**357**	**245**	**44**	**141**	**1899**	**16.5**

#2 JAHARI LONG

GUARD ▪ 6-5 ▪ 200 ▪ JR. ▪ HOUSTON, TX (EPISCOPAL/SETON HALL)

JBOOQI / JAHARI2_

SCAN FOR FULL BIO

2022-23 SEASON (AT MARYLAND):

- Scored seven points at Iowa (1/15).
- Scored a season-high nine points at Michigan (1/1)
- Scored eight points going perfect from the floor (2-of-2 FG, 1-1 3FG, 3-3 FT) against Saint Peter's (12/22)
- Scored six points while recording four assists in a victory over Saint Louis (11/19).
- Matched his career high with five points in a pair of wins over Niagara (11/7) and Western Carolina (11/10).

2021-22 SEASON (AT SETON HALL):

- Appeared in five games before an injury ended his season early; averaged 0.8 points and 2.2 assists per game
- Recorded a career-high six assists in the season opener against FDU (11/10)
- Inserted into the starting lineup against Cal at the Fort Myers Tip-Off (11/24)
- Recorded three points, three rebounds, three assists, and one steal in his other start of the season against Bethune-Cookman (11/28).

2020-21 SEASON (AT SETON HALL):

- Appeared in 19 games for the Pirates, averaging 1.0 points per game
- Made his first collegiate field goal in a win over Iona (11/30)
- Had a season-high three assists in a season-high 18 minutes played in a win over Wagner (12/8)
- Made all four of his free throw attempts and issued two assists in a win at DePaul (1/9)
- Gave the Pirates 15 solid minutes and finished with three points, an assist and zero turnovers in the team's BIG EAST quarterfinal win over St. John's (3/11)

NOTABLES:

- Attended Episcopal High School for four years, playing under head coach Wayan Jones
- Named All-Private School by the Houston Chronicle, Dallas Morning News and VYPE
- Was a two-time finalist for the Guy V. Lewis Award, given to the top high school player in the city of Houston
- Three-time All-Southwest Preparatory Conference selection
- Helped lead Bellaire to a District championship in 2020.
- Full name is Jahari Akil Long
- Son of Marchanel Wilson and Jamaal Long
- Has four siblings
- Member of the Rytes Warriors, Gooz Elite and Texas Showcase summer and AAU club

2022-23 GAME-BY-GAME

				Total		3-Pointers		Free throws		Rebounds										
Opponent	Date	GS	MIN	FG-FGA	PCT	3FG-3FGA	PCT	FT-FTA	PCT	OFF	DEF	TOT	AVG	PF	A	TO	BLK	STL	PTS	AVG
Niagara	11/07/2022		10:20	2-3	.667	1-1	1.000	0-0	.000	0	0	0	0.0	2	2	1	0	1	5	5.0
Western Caro.	11/10/2022		14:27	2-4	.500	0-1	.000	1-2	.500	0	0	0	0.0	1	2	3	0	1	5	5.0
Binghamton	11/15/2022		17:48	0-1	.000	0-1	.000	0-2	.000	0	1	1	0.3	1	4	0	0	2	0	3.3
vs Saint Louis	11/19/2022		17:27	1-2	.500	1-1	1.000	3-4	.750	0	1	1	0.5	2	4	1	0	1	6	4.0
vs Miami (FL)	11/20/2022		13:05	1-2	.500	0-1	.000	0-0	.000	0	2	2	0.8	1	3	1	0	1	2	3.6
Coppin St.	11/25/2022		15:16	2-3	.667	1-1	1.000	0-0	.000	0	1	1	0.8	3	0	2	0	0	5	3.8
at Louisville	11/29/2022		17:35	1-4	.250	0-0	.000	1-2	.500	0	1	1	0.9	4	3	3	0	1	3	3.7
Illinois	12/02/2022		06:55	0-0	.000	0-0	.000	0-0	.000	0	1	1	0.9	0	2	0	0	0	0	3.3
at Wisconsin	12/06/2022		19:11	1-2	.500	1-2	.500	0-0	.000	0	0	0	0.8	2	1	0	0	0	3	3.2
vs Tennessee	12/11/2022		05:04	0-0	.000	0-0	.000	0-0	.000	1	0	1	0.8	0	0	0	0	0	0	2.9
UCLA	12/14/2022		17:18	0-4	.000	0-1	.000	1-2	.500	1	3	4	1.1	0	3	2	0	0	1	2.7
Saint Peter's	12/22/2022		15:60	2-2	1.000	1-1	1.000	3-3	1.000	0	0	0	1.0	2	1	0	0	0	8	3.2
UMBC	12/29/2022		02:53	0-0	.000	0-0	.000	0-0	.000	0	0	0	0.9	0	0	0	0	0	0	2.9
at Michigan	01/01/2023		22:51	4-9	.444	1-2	.500	0-0	.000	0	2	2	1.0	2	0	1	0	1	9	3.4
at Rutgers	01/05/2023		09:08	1-3	.333	1-2	.500	0-0	.000	1	0	1	1.0	1	2	0	0	0	3	3.3
Ohio St.	01/08/2023		06:37	0-0	.000	0-0	.000	0-0	.000	0	0	0	0.9	1	1	1	0	0	0	3.1
at Iowa	01/15/2023		22:05	3-7	.429	1-3	.333	0-0	.000	0	0	0	0.9	2	0	0	0	0	7	3.4
Michigan	01/19/2023		02:30	0-0	.000	0-0	.000	0-0	.000	0	0	0	0.8	0	0	0	0	0	0	3.2
at Purdue	01/22/2023		06:39	0-0	.000	0-0	.000	0-0	.000	0	0	0	0.8	1	2	0	0	0	0	3.0
Wisconsin	01/25/2023		03:12	0-0	.000	0-0	.000	0-0	.000	0	0	0	0.8	0	1	0	0	0	0	2.9
Nebraska	01/28/2023		09:28	2-2	1.000	1-1	1.000	0-0	.000	0	0	0	0.7	1	1	1	0	0	5	3.0
Indiana	01/31/2023		02:53	0-1	.000	0-1	.000	0-0	.000	1	0	1	0.7	0	0	0	0	0	0	2.8
at Minnesota	02/04/2023		18:31	2-5	.400	1-2	.500	0-1	.000	1	3	4	0.9	3	4	0	0	0	5	2.9
at Michigan St.	02/07/2023		03:25	0-2	.000	0-2	.000	0-0	.000	0	1	1	0.9	0	0	0	0	0	0	2.8
Penn St.	02/11/2023		03:57	0-0	.000	0-0	.000	0-0	.000	0	0	0	0.8	0	0	0	0	0	0	2.7
Purdue	02/16/2023		01:50	0-0	.000	0-0	.000	0-0	.000	0	0	0	0.8	0	0	1	0	0	0	2.6
at Nebraska	02/19/2023		08:41	1-2	.500	0-0	.000	4-5	.800	0	0	0	0.8	3	1	0	0	0	6	2.7
Minnesota	02/22/2023		14:28	0-1	.000	0-1	.000	0-0	.000	0	0	0	0.8	2	0	1	0	0	0	2.6
Northwestern	02/26/2023		02:58	0-0	.000	0-0	.000	0-0	.000	0	0	0	0.7	0	0	0	0	0	0	2.5
at Ohio St.	03/01/2023		03:42	0-0	.000	0-0	.000	0-0	.000	0	0	0	0.7	0	0	0	0	0	0	2.4
Totals		**0**	**316:14**	**25-59**	**.424**	**10-24**	**.417**	**13-21**	**.619**	**5**	**16**	**21**	**0.7**	**34**	**37**	**18**	**0**	**8**	**73**	**2.4**

Player Averages

Games Played	Minutes/ game	Points/ game	FG Pct	3FG Pct	FT Pct	Rebounds/ game	Assists/ game	Turnovers/ game	Assist/Turnover ratio	Steals/ game	Blocks/ game
30	10.5	2.4	42.4	41.7	61.9	0.7	1.2	0.6	2.1	0.3	0.0

SEASON/CAREER HIGHS

	2022-23 SEASON	CAREER HIGHS
POINTS	9 at Michigan (1/1/23)	9 at Michigan (1/1/23)
REBOUNDS	4, 2x, last at Minnesota (2/4/23)	4, 2x, last at Minnesota (2/4/23)
FG MADE	4 at Michigan (1/1/23)	4 at Michigan (1/1/23)
FG ATT.	9 at Michigan (1/1/23)	9 at Michigan (1/1/23)
3 FG MADE	1, 10x, last at Minnesota (2/4/23)	1, 10x, last at Minnesota (2/4/23)
3 FG ATT.	3 at Iowa (1/15/23)	3 vs. Bethune-Cookman (11/28/21)
FT MADE	3, 2x, last vs. Saint Peter's (12/22/22)	4 at DePaul (1/9/21)
FT ATT.	4 vs. Saint Louis (11/19/22)	4, 2x, last vs. Saint Louis (11/19/22)
ASSISTS	4, 3x, last at Minnesota (2/4/23)	6 vs. Fairleigh Dickinson (11/10/21)
BLOCKS	-	-
STEALS	2 vs. Binghamton (11/15/22)	2 vs. Binghamton (11/15/22)
MINUTES	23 at Michigan (1/1/23)	24 - vs. Fairleigh Dickinson (11/10/21)

MISCELLANEOUS STATS

Category	Season	Career	Last Time
Double-Figure Scoring			
20-plus Points			
10-plus Rebounds			
5-plus Rebounds			
5-plus Assists		1	6 vs. Fairleigh Dickinson (11/10/21)
3-plus Steals			
Double-Doubles			

CAREER STATS

				Field Goals		3-Point		F-Throws		Rebounds									Scoring	
SEASON	TEAM	GP-GS	MIN/AVG	FG-FGA	FG%	3FG-3FGA	3FG%	FT-FTA	FT%	OFF	DEF	TOT	AVG	PF-FO	A	TO	BLK	STL	PTS	AVG
2020-21	SHU	19-0	129/6.8	6-19	.316	2-8	.250	5-5	1.000	1	10	11	0.6	5-0	6	13	0	2	19	1.0
2021-22	SHU	5-2	62/12.5	1-7	.143	1-5	.200	1-3	.333	2	3	5	1.0	5-0	11	5	0	2	4	0.8
2022-23	MD	30-0	316/10.5	25-59	.424	10-24	.417	13-21	.619	5	16	21	0.7	34-0	37	18	0	8	73	2.4
TOTAL FOR MD		**30-0**	**316/10.5**	**25-59**	**.424**	**10-24**	**.417**	**13-21**	**.619**	**5**	**16**	**21**	**0.7**	**34-0**	**37**	**18**	**0**	**8**	**73**	**2.4**
TOTAL		**54-2**	**507/9.4**	**32-85**	**.376**	**13-37**	**.351**	**19-29**	**.655**	**8**	**29**	**37**	**0.7**	**44-0**	**54**	**36**	**0**	**12**	**96**	**1.8**

#10 JULIAN REESE

FORWARD • 6-9 • 230 • SO. • BALTIMORE, MD (ST. FRANCES ACADEMY)

SHIFTY_JU / REESE10JULIAN

SCAN FOR FULL BIO

2022-23 SEASON:

- Notched fourth-straight double double (seventh of the season) with 17 points and 12 rebounds at Ohio State (3/1) - also blocked three shots.
- Had his sixth double-double of the season, the third straight, in win over No. 21 Northwestern (2/26) with 12 points and 10 rebounds - also tied his season-high with three blocked shots.
- In win over Minnesota (2/22), had a moster game with 21 points and 12 rebounds - his best career Big Ten game - shot 9-of-11 from the floor and had two blocks.
- Posted his fourth double-double of the year with a career-high 16 rebounds to go with 16 points at Nebraska (2/19).
- Had 10 points and nine rebounds in win over No. 3 Purdue (2/16).
- Fifth straight double-figure scoring game in win over Penn State (2/11) with five rebounds and three blocked shots.
- Scored a game-high 16 points in win at Minnesota (2/4) going 8-of-10 from the floor.
- Posted his third double-double of the season with 10 points, 11 rebounds in win over No. 21 Indiana (1/31).
- Scored 14 points on 7-of-8 shooting in win over Wisconsin (1/25).
- Had his best Big Ten game with a 19-point effort going 8-of-11 from the floor at No. 3 Purdue (1/22) where he added three rebounds and had a steal.
- Scored 10 points while hauling down eight rebounds and posting a team-high three assists in win over No. 24 Ohio State.
- Returned to the line-up against UMBC (12/29) after missing the Saint Peter's game due to injury - had seven points (all on free throws) and seven rebounds against the Retrievers.
- Notched his second double-double, setting a new career high 24 points and tallying 10 rebounds in a win over Coppin State (11/25).
- His 22 points in the first half against Coppin State (11/25) make him the first Terp to score 20-plus points in a half since Anthony Cowan Jr. scored 20 against Temple (11/28/19).
- Scored 19 points while adding seven rebounds in a win over Binghamton (11/15).
- Posted his first career double-double with a career-high 19 points and 12 rebounds in a win over Western Carolina (11/10).
- Opened the year with seven points and seven assists in the season opening win against Niagara (11/7).

NOTABLES:

- A consensus four-star recruit across all national recruiting outlets
- Ranked the 44th overall player, 10th at his position and No. 1 in the state of Maryland by 247Sports
- Ranked the 49th overall player and 15th at his position via ESPN
- Attended St. Frances Academy in Baltimore
- Received BCL Defensive Player of the Year honors
- Honorable Mention All-BCL honors
- AAU teammate with Maryland teammate Ike Cornish.
- The son of Angel Reese
- Sister, also named Angel, is currently a member of the LSU women's basketball team after beginning her career at Maryland and was the No. 2 overall recruit in the Class of 2020
- Nickname is "JuJu"

2022-23 GAME-BY-GAME

				Total		3-Pointers		Free throws		Rebounds										
Opponent	Date	GS	MIN	FG-FGA	PCT	3FG-3FGA	PCT	FT-FTA	PCT	OFF	DEF	TOT	AVG	PF	A	TO	BLK	STL	PTS	AVG
Niagara	11/07/2022	*	26:08	3-5	.600	0-0	.000	1-2	.500	2	5	7	7.0	3	2	1	1	0	7	7.0
Western Caro.	11/10/2022	*	22:24	7-9	.778	0-0	.000	5-5	1.000	4	8	12	9.5	2	1	1	0	1	19	13.0
Binghamton	11/15/2022	*	25:44	8-9	.889	0-0	.000	3-5	.600	4	3	7	8.7	1	0	1	2	1	19	15.0
vs Saint Louis	11/19/2022	*	25:51	2-3	.667	0-0	.000	0-4	.000	2	3	5	7.8	3	3	2	2	2	4	12.3
vs Miami (FL)	11/20/2022	*	32:59	7-8	.875	0-0	.000	3-5	.600	4	3	7	7.6	3	2	3	2	1	17	13.2
Coppin St.	11/25/2022	*	25:21	10-12	.833	0-0	.000	4-7	.571	7	3	10	8.0	5	0	2	2	1	24	15.0
at Louisville	11/29/2022	*	24:09	2-4	.500	0-0	.000	2-6	.333	1	6	7	7.9	3	0	0	0	0	6	13.7
Illinois	12/02/2022	*	29:00	1-2	.500	0-0	.000	3-6	.500	2	5	7	7.8	4	0	3	1	1	5	12.6
at Wisconsin	12/06/2022	*	30:60	4-6	.667	0-0	.000	2-4	.500	1	5	6	7.6	4	2	3	2	0	10	12.3
vs Tennessee	12/11/2022	*	23:30	4-6	.667	0-0	.000	0-0	.000	1	7	8	7.6	4	0	3	0	2	8	11.9
UCLA	12/14/2022	*	17:06	2-4	.500	0-0	.000	0-0	.000	1	2	3	7.2	1	0	1	0	0	4	11.2
UMBC	12/29/2022		22:41	0-2	.000	0-0	.000	7-12	.583	3	4	7	7.2	3	1	2	1	1	7	10.8
at Michigan	01/01/2023	*	16:22	1-4	.250	0-0	.000	0-2	.000	0	2	2	6.8	5	0	1	0	1	2	10.2
at Rutgers	01/05/2023	*	36:04	4-5	.800	0-0	.000	0-1	.000	1	5	6	6.7	4	1	5	0	3	8	10.0
Ohio St.	01/08/2023	*	27:15	4-10	.400	0-0	.000	2-2	1.000	2	6	8	6.8	3	3	1	1	0	10	10.0
at Iowa	01/15/2023	*	26:12	5-8	.625	0-0	.000	0-1	.000	2	4	6	6.8	4	2	4	0	1	10	10.0
Michigan	01/19/2023	*	32:55	3-10	.300	0-0	.000	0-0	.000	4	5	9	6.9	3	0	1	1	0	6	9.8
at Purdue	01/22/2023	*	33:41	8-11	.727	0-0	.000	3-3	1.000	2	1	3	6.7	4	1	0	0	1	19	10.3
Wisconsin	01/25/2023	*	23:23	7-8	.875	0-0	.000	0-1	.000	0	3	3	6.5	4	1	3	1	1	14	10.5
Nebraska	01/28/2023	*	13:56	4-6	.667	0-0	.000	0-2	.000	3	2	5	6.4	4	0	2	0	0	8	10.4
Indiana	01/31/2023	*	30:53	4-7	.571	0-0	.000	2-3	.667	4	7	11	6.6	3	1	0	2	1	10	10.3
at Minnesota	02/04/2023	*	20:23	8-10	.800	0-0	.000	0-2	.000	4	1	5	6.5	4	3	0	0	1	16	10.6
at Michigan St.	02/07/2023	*	29:19	5-9	.556	0-0	.000	1-2	.500	2	3	5	6.5	4	0	3	1	0	11	10.6
Penn St.	02/11/2023	*	25:22	4-10	.400	0-0	.000	3-4	.750	0	5	5	6.4	2	0	2	3	1	11	10.6
Purdue	02/16/2023	*	35:31	5-11	.455	0-0	.000	0-2	.000	2	7	9	6.5	2	0	3	1	1	10	10.6
at Nebraska	02/19/2023	*	30:43	5-8	.625	0-0	.000	6-10	.600	5	11	16	6.9	4	0	2	3	0	16	10.8
Minnesota	02/22/2023	*	27:58	9-11	.818	0-0	.000	3-8	.375	3	9	12	7.1	4	0	3	2	0	21	11.2
Northwestern	02/26/2023	*	33:06	5-8	.625	0-0	.000	2-3	.667	4	6	10	7.2	1	2	2	3	0	12	11.2
at Ohio St.	03/01/2023	*	35:15	6-8	.750	0-0	.000	5-8	.625	5	7	12	7.3	3	2	3	3	0	17	11.4
Totals		**28**	**784:11**	**137-214**	**.640**	**0-0**	**.000**	**57-110**	**.518**	**75**	**138**	**213**	**7.3**	**94**	**27**	**57**	**34**	**21**	**331**	**11.4**

Player Averages

Games Played	Minutes/ game	Points/ game	FG Pct	3FG Pct	FT Pct	Rebounds/ game	Assists/ game	Turnovers/ game	Assist/Turnover ratio	Steals/ game	Blocks/ game
29	27.0	11.4	64.0	0.0	51.8	7.3	0.9	2.0	0.5	0.7	1.2

SEASON/CAREER HIGHS

	2022-23 SEASON	CAREER HIGHS
POINTS	24 vs. Coppin State (11/25/22)	24 vs. Coppin State (11/25/22)
REBOUNDS	16 at Nebraska (2/19/23)	16 at Nebraska (2/19/23)
FG MADE	10 vs. Coppin State (11/25/22)	10 vs. Coppin State (11/25/22)
FG ATT.	12 10 vs. Coppin State (11/25/22)	12 vs. Coppin State (11/25/22)
3 FG MADE	-	2 (2x), last vs. #17 Illinois (1/21/22)
3 FG ATT.	-	3 vs. #17 Illinois (1/21/22)
FT MADE	7 vs. UMBC (12/29/22)	7 vs. UMBC (12/29/22)
FT ATT.	12 vs. UMBC (12/29/22)	12 vs. UMBC (12/29/22)
ASSISTS	3, 2x, last at Minnesota (2/4/23)	3, 3x, last at Minnesota (2/4/23)
BLOCKS	3, 4x, last at Ohio State (3/1/23)	4 vs. Virginia Tech (12/1/21)
STEALS	3 at Rutgers (1/5/23)	3, 2x, last at Rutgers (1/5/23)
MINUTES	36, 2x, last vs. #3 Purdue (2/16/23)	36 at Rutgers (1/5/23)

MISCELLANEOUS STATS

Category	Season	Career	Last Time
Double-Figure Scoring	18	25	17 at Ohio State (3/1/23)
20-plus Points	2	2	21 vs. Minnesota (2/22/23)
10-plus Rebounds	7	7	12 at Ohio State (3/1/23)
5-plus Rebounds	25	41	12 at Ohio State (3/1/23)
3-plus Blocks	4	6	3 at Ohio State (3/1/23)
5-plus Assists		1	3 vs. Hofstra (11/19/21)
3-plus Steals		1	3 at Illinois (1/6/22)
Double-Doubles	7	7	17 pts, 12 reb at Ohio State (3/1/23)

CAREER STATS

				Field Goals		3-Point		F-Throws		Rebounds									Scoring	
SEASON	TEAM	GP-GS	MIN/AVG	FG-FGA	FG%	3FG-3FGA	3FG%	FT-FTA	FT%	OFF	DEF	TOT	AVG	PF-FO	A	TO	BLK	STL	PTS	AVG
2021-22	MD	32-1	563/17.6	67-147	.456	7-23	.304	41-51	.804	69	73	142	4.4	84-4	13	39	23	14	182	5.7
2022-23	MD	29-28	784/27.0	137-214	.640	0-0	.000	57-110	.518	75	138	213	7.3	94-2	27	57	34	21	331	11.4
TOTAL		**61-29**	**1347/22.1**	**204-361**	**.565**	**7-23**	**.304**	**98-161**	**.609**	**144**	**211**	**355**	**5.8**	**178-6**	**40**	**96**	**57**	**35**	**513**	**8.4**

#11 NOAH BATCHELOR

GUARD/FORWARD ▪ 6-6 ▪ 185 ▪ FR. ▪ FREDERICK, MD (GLENELG COUNTRY SCHOOL/IMG ACADEMY)

NOAHBATCHELORR / NOAH_BATCHELOR_

SCAN FOR FULL BIO

2022-23 SEASON:

- Made his first collegiate start at Rutgers (1/5)
- Scored a season-high six points against No. 16 UCLA (12/14).
- Scored three points and had a season-high four rebounds at Louisville (11/29).
- Played 14 minutes and scored four points in a victory over Binghamton (11/15).
- Appeared as a reserve against Western Carolina (11/10) where he was 1-for-3 from deep.
- Made his collegiate debut against Niagara (11/7) hitting his first career triple.

NOTABLES:

- First player signed by head coach Kevin Willard at Maryland
- Ranked as high the No. 22 small forward prospect in the nation by Rivals in 2021
- Played at powerhouse IMG Academy in Bradenton, Florida in 2021-22 after playing at Glenelg Country School in Ellicott City and St. Maria Goretti Catholic High School in Hagerstown prior to that
- Participated in two USA Basketball camps and played for coach Eddie Green with Team Thrill on the Under Armour circuit in the spring and summer of 2021
- After playing his freshman season at St. Maria Goretti, was named first-team All-Howard County after the 2019-20 season averaging a team-high 13.5 points per game in the highly-competitive Maryland Interscholastic Athletic Association of Maryland A Conference
- Made 62 three-point field goals that season and had 20-or-more points on six occasions
- In a big win over Archbishop Spaulding, made six three-pointers and hit a buzzer-beater to send the game into overtime while eventually leading his team to victory.

2022-23 GAME-BY-GAME

				Total		3-Pointers		Free throws		Rebounds										
Opponent	Date	GS	MIN	FG-FGA	PCT	3FG-3FGA	PCT	FT-FTA	PCT	OFF	DEF	TOT	AVG	PF	A	TO	BLK	STL	PTS	AVG
Niagara	11/07/2022		09:05	1-1	1.000	1-1	1.000	0-0	.000	0	1	1	1.0	0	0	0	1	0	3	3.0
Western Caro.	11/10/2022		06:31	1-3	.333	1-3	.333	0-0	.000	0	1	1	1.0	0	0	1	0	0	3	3.0
Binghamton	11/15/2022		14:16	1-5	.200	1-5	.200	1-2	.500	0	1	1	1.0	0	0	0	0	1	4	3.3
vs Saint Louis	11/19/2022		03:59	1-3	.333	1-3	.333	0-2	.000	0	1	1	1.0	2	0	0	0	0	3	3.3
vs Miami (FL)	11/20/2022		00:40	0-0	.000	0-0	.000	0-0	.000	0	1	1	1.0	0	0	0	0	0	0	2.6
Coppin St.	11/25/2022		08:43	0-0	.000	0-0	.000	0-0	.000	0	3	3	1.3	2	1	1	0	0	0	2.2
at Louisville	11/29/2022		08:41	1-3	.333	0-1	.000	1-1	1.000	1	3	4	1.7	1	0	1	0	0	3	2.3
vs Tennessee	12/11/2022		05:16	0-1	.000	0-1	.000	2-2	1.000	0	1	1	1.6	1	0	0	0	0	2	2.3
UCLA	12/14/2022		13:37	2-3	.667	2-3	.667	0-0	.000	0	0	0	1.4	1	2	0	0	0	6	2.7
Saint Peter's	12/22/2022		13:09	1-3	.333	1-3	.333	0-0	.000	0	2	2	1.5	0	0	0	0	0	3	2.7
UMBC	12/29/2022		03:18	0-2	.000	0-2	.000	0-0	.000	0	2	2	1.5	1	0	0	0	0	0	2.5
at Michigan	01/01/2023		21:57	0-4	.000	0-2	.000	3-5	.600	1	4	5	1.8	2	2	1	1	1	3	2.5
at Rutgers	01/05/2023	*	10:01	0-0	.000	0-0	.000	0-0	.000	0	0	0	1.7	1	0	1	0	0	0	2.3
Michigan	01/19/2023		01:49	0-2	.000	0-2	.000	0-0	.000	0	0	0	1.6	0	0	0	0	0	0	2.1
at Purdue	01/22/2023		00:04	0-0	.000	0-0	.000	0-0	.000	0	0	0	1.5	0	0	0	0	0	0	2.0
Wisconsin	01/25/2023		02:33	1-1	1.000	1-1	1.000	0-0	.000	0	0	0	1.4	0	0	0	0	0	3	2.1
Nebraska	01/28/2023		08:09	0-2	.000	0-2	.000	0-0	.000	0	2	2	1.4	1	0	1	0	0	0	1.9
at Minnesota	02/04/2023		08:48	1-3	.333	0-2	.000	0-0	.000	0	1	1	1.4	2	0	2	0	0	2	1.9
Minnesota	02/22/2023		03:00	0-0	.000	0-0	.000	0-0	.000	0	0	0	1.3	1	0	0	0	0	0	1.8
Northwestern	02/26/2023		01:18	0-0	.000	0-0	.000	0-0	.000	0	0	0	1.3	0	0	0	0	0	0	1.8
Totals		**1**	**144:54**	**10-36**	**.278**	**8-31**	**.258**	**7-12**	**.583**	**2**	**23**	**25**	**1.3**	**15**	**5**	**8**	**2**	**2**	**35**	**1.8**

Player Averages

Games Played	Minutes/ game	Points/ game	FG Pct	3FG Pct	FT Pct	Rebounds/ game	Assists/ game	Turnovers/ game	Assist/Turnover ratio	Steals/ game	Blocks/ game
20	7.2	1.8	27.8	25.8	58.3	1.3	0.3	0.4	0.6	0.1	0.1

SEASON/CAREER HIGHS

	SEASON/CAREER HIGHS
POINTS	6 vs. #16 UCLA (12/14/22)
REBOUNDS	5 at Michigan (1/1/23)
FG MADE	2 vs. #16 UCLA (12/14/22)
FG ATT.	5 vs. Binghamton (11/15/22)
3 FG MADE	2 vs. #16 UCLA (12/14/22)
3 FG ATT.	5 vs. Binghamton (11/15/22)
FT MADE	3 at Michigan (1/1/23)
FT ATT.	5 at Michigan (1/1/23)
ASSISTS	2, 2x, last at Michigan (1/1/23)
BLOCKS	1, 2x, last at Michigan (1/1/23)
STEALS	1, 2x, last at Michigan (1/1/23)
MINUTES	21 at Michigan (1/1/23)

MISCELLANEOUS STATS

Category	Season	Career	Last Time
Double-Figure Scoring			
20-plus Points			
10-plus Rebounds			
5-plus Rebounds	1	1	5 at Michigan (1/1/23)
5-plus Assists			
3-plus Steals			
Double-Doubles			

CAREER STATS

				Field Goals		3-Point		F-Throws		Rebounds									Scoring	
SEASON	TEAM	GP-GS	MIN/AVG	FG-FGA	FG%	3FG-3FGA	3FG%	FT-FTA	FT%	OFF	DEF	TOT	AVG	PF-FO	A	TO	BLK	STL	PTS	AVG
2022-23	MD	20-1	145/7.2	10-36	.278	8-31	.258	7-12	.583	2	23	25	1.3	15-0	5	8	2	2	35	1.8
TOTAL		**20-1**	**145/7.2**	**10-36**	**.278**	**8-31**	**.258**	**7-12**	**.583**	**2**	**23**	**25**	**1.3**	**15-0**	**5**	**8**	**2**	**2**	**35**	**1.8**

#12 PAVLO DZIUBA

F • 6-8 • 235 • JR. • KYIV, UKRAINE (BASQUET/ARIZONA STATE)

DZ1UB / DZ1UB1

pah-vlo ZOO-ba

SCAN FOR FULL BIO

2022-23 SEASON:

- Played four minutes in win over Louisville (11/29).
- Saw his first action of the season against Western Carolina (11/10).

2021-22 SEASON:

- Saw action in eight games averaging 4.1 minutes
- Had three points, three rebounds, and two steals on the season
- Made his collegiate debut against Quinnipiac (11/9) where he scored three points, had two rebounds, and saw a season-high 14 minutes on the court
- Had one steal against George Washington (11/11)
- Hauled down one rebound against Lehigh (12/28)
- Saw action in Big Ten games against Michigan (1/18), Ohio State (2/6), Iowa (2/10), and Minnesota (3/2)
- Transferred to Maryland in June 2021 from Arizona State

2020-21 SEASON (ARIZONA STATE):

- The youngest player in college basketball (17)
- Appeared in eight games as a reserve forward
- Scored first career points against Rhode Island (11/25)
- Played career-high 10 minutes vs. UCLA (1/7)

NOTABLES:

- A four-star recruit according to 247Sports.com
- Impressed at the FIBA U16 Division B European Championships in 2019, averaging 13.8 points (.545 FG), 9.3 rebounds and 2.1 assists
- Spent time with FC Barcelona's U18 team during the 2019-20 season

2022-23 GAME-BY-GAME

				Total		3-Pointers		Free throws		Rebounds										
Opponent	Date	GS	MIN	FG-FGA	PCT	3FG-3FGA	PCT	FT-FTA	PCT	OFF	DEF	TOT	AVG	PF	A	TO	BLK	STL	PTS	AVG
Western Caro.	11/10/2022		02:17	0-0	.000	0-0	.000	0-0	.000	0	0	0	0.0	0	0	0	0	0	0	0.0
at Louisville	11/29/2022		03:41	0-0	.000	0-0	.000	0-0	.000	0	0	0	0.0	0	0	1	0	0	0	0.0
UCLA	12/14/2022		01:58	0-0	.000	0-0	.000	0-0	.000	0	0	0	0.0	1	0	0	0	0	0	0.0
UMBC	12/29/2022		00:10	0-0	.000	0-0	.000	0-0	.000	0	0	0	0.0	0	0	0	0	0	0	0.0
at Iowa	01/15/2023		01:57	0-0	.000	0-0	.000	0-0	.000	0	1	1	0.2	0	0	0	0	0	0	0.0
at Minnesota	02/04/2023		02:44	0-1	.000	0-0	.000	0-0	.000	0	0	0	0.2	0	0	0	0	0	0	0.0
Totals		**0**	**12:47**	**0-1**	**.000**	**0-0**	**.000**	**0-0**	**.000**	**0**	**1**	**1**	**0.2**	**1**	**0**	**1**	**0**	**0**	**0**	**0.0**

Player Averages

Games Played	Minutes/ game	Points/ game	FG Pct	3FG Pct	FT Pct	Rebounds/ game	Assists/ game	Turnovers/ game	Assist/Turnover ratio	Steals/ game	Blocks/ game
6	2.1	0.0	0.0	0.0	0.0	0.2	0.0	0.2	0.0	0.0	0.0

SEASON/CAREER HIGHS

	2022-23 SEASON	CAREER HIGHS
POINTS	-	3 vs. Quinnipiac (11/9/21)
REBOUNDS	1 at Iowa (1/15/23)	2 vs. Quinnipiac (11/9/21)
FG MADE	-	1 (2x), last vs. Quinnipiac (11/9/21)
FG ATT.	-	3 vs. Quinnipiac (11/9/21)
3 FG MADE	-	1 vs. Quinnipiac (11/9/21)
3 FG ATT.	-	3 vs. Quinnipiac (11/9/21)
FT MADE	-	1 vs. Houston Baptist (11/29/20)
FT ATT.	-	2 vs. Houston Baptist (11/29/20)
ASSISTS	-	-
BLOCKS	-	1 vs. UCLA (1/7/21)
STEALS	-	1 (2x), last vs. Iowa (2/10/22)
MINUTES	4 at Louisville (11/29/22)	14 vs. Quinnipiac (11/9/21)

MISCELLANEOUS STATS

Category	Season	Career	Last Time
Double-Figure Scoring			
20-plus Points			
10-plus Rebounds			
5-plus Rebounds			
5-plus Assists			
3-plus Steals			
Double-Doubles			

CAREER STATS

				Field Goals		3-Point		F-Throws		Rebounds									Scoring	
SEASON	TEAM	GP-GS	MIN/AVG	FG-FGA	FG%	3FG-3FGA	3FG%	FT-FTA	FT%	OFF	DEF	TOT	AVG	PF-FO	A	TO	BLK	STL	PTS	AVG
2020-21	ASU	8-0	33/4.1	1-1	1.000	0-0	.000	1-2	.500	0	2	2	0.3	6-0	0	3	1	0	3	0.4
2021-22	MD	8-0	33/4.1	1-3	.333	1-2	.500	0-0	.000	1	2	3	0.4	4-0	0	1	0	2	3	0.4
2022-23	MD	6-0	13/2.1	0-1	.000	0-0	.000	0-0	.000	0	1	1	0.2	1-0	0	1	0	0	0	0.0
TOTAL FOR MD		**14-0**	**45/3.2**	**1-4**	**.250**	**1-2**	**.500**	**0-0**	**.000**	**1**	**3**	**4**	**0.3**	**5-0**	**0**	**2**	**0**	**2**	**3**	**0.2**
TOTAL		**22-0**	**78/3.5**	**2-5**	**.400**	**1-2**	**.500**	**1-2**	**.500**	**1**	**5**	**6**	**0.3**	**11-0**	**0**	**5**	**1**	**2**	**6**	**0.3**

#13 HAKIM HART

GUARD • 6-8 • 205 • SR. • PHILADELPHIA, PA (ROMAN CATHOLIC)

HAKIMHART13 / KEEM___3

ha-keem

SCAN FOR FULL BIO

2022-23 SEASON:

- Scored 10 points while posting seven assists and five rebounds in win over No. 21 Northwestern (2/26).
- Had his fourth 20-point game of the season scoring 20 while adding six assists, four rebounds and four steals in win over Minnesota (2/22).
- Had 14 points going 4-of-6 from deep at Nebraska (2/19).
- Scored 13 points in win over No. 3 Purdue (2/16).
- Posted a season high and his best Big Ten scoring effort with 23 points in win over Penn State (2/11) where he added five boards and four assists; shot 8-of-10 from the field.
- Scored 11 points while adding five assists and four rebounds in win over Nebraska (1/28).
- Had a career-high eight assists while scoring 13 points in win over Wisconsin (1/25).
- Scored 11 points with five rebounds and two assists at No. 3 Purdue (1/22).
- Posted 10 points and five rebounds in key win over Michigan (1/19).
- Notched 12 points and seven rebounds in win over No. 24 Ohio State (1/8).
- Scored 16 points on 5-of-8 shooting while adding six boards in win over UMBC (12/29).
- Poured in 17 points including a career-high tying five triples in win over No. 16 Illinois (12/2).
- Scored a season-high 22 points and eight rebounds against Coppin State (11/25).
- Netted 16 points, shooting 2-for-3 from three in a victory over Saint Louis (11/19).
- Scored 10 points with five rebounds in win over Western Carolina (11/10).
- Opened the season with nine points, three assists, and two rebounds against Niagara (11/7).

NOTABLES:

- MarkWard Philadelphia & Catholic League Player of the Year as a senior
- Also earned the following accolades as a senior: Black Cager Catholic League Player of the Year, USA Today First Team All-State, First Team All-Catholic, Daily News and Philadelphia Inquirer First Team All-Area, Philadelphia Inquirer First Team All-City and Daily News First Team All-Catholic League
- A top-25 finalist for Mr. PA Basketball
- Averaged 21.1 points, 6.7 rebounds, 4.0 assists and 1.8 steals in explosive senior season
- Helped Roman Catholic capture back-to-back Catholic League titles
- Scored more than 1,000 points in two seasons at Roman Catholic
- Played AAU for Philly Pride, averaging 14.3 points, 5.0 rebounds and 3.0 assists while playing in the Under Armour Association in 2018.
- Born in Philadelphia, Pa.
- Son of Syrita and Hakim Hart
- Has one younger brother, who he describes as his inspiration

2022-23 GAME-BY-GAME

				Total		3-Pointers		Free throws		Rebounds										
Opponent	Date	GS	MIN	FG-FGA	PCT	3FG-3FGA	PCT	FT-FTA	PCT	OFF	DEF	TOT	AVG	PF	A	TO	BLK	STL	PTS	AVG
Niagara	11/07/2022	*	28:51	3-4	.750	1-2	.500	2-2	1.000	0	2	2	2.0	2	3	2	1	1	9	9.0
Western Caro.	11/10/2022	*	26:48	4-7	.571	1-3	.333	1-2	.500	0	5	5	3.5	1	2	1	0	1	10	9.5
Binghamton	11/15/2022	*	21:53	5-10	.500	1-3	.333	2-2	1.000	1	7	8	5.0	0	2	0	0	2	13	10.7
vs Saint Louis	11/19/2022	*	28:44	6-10	.600	2-3	.667	2-2	1.000	3	1	4	4.8	0	2	0	0	1	16	12.0
vs Miami (FL)	11/20/2022	*	34:28	4-7	.571	1-3	.333	5-6	.833	0	4	4	4.6	1	0	1	0	0	14	12.4
Coppin St.	11/25/2022	*	34:28	7-11	.636	2-4	.500	6-7	.857	4	4	8	5.2	3	2	1	0	2	22	14.0
at Louisville	11/29/2022	*	28:25	3-5	.600	1-3	.333	2-2	1.000	1	2	3	4.9	1	4	1	1	2	9	13.3
Illinois	12/02/2022	*	34:23	6-9	.667	5-6	.833	0-0	.000	0	5	5	4.9	3	2	1	0	0	17	13.8
at Wisconsin	12/06/2022	*	31:51	2-10	.200	1-4	.250	0-0	.000	3	6	9	5.3	1	2	2	0	0	5	12.8
vs Tennessee	12/11/2022	*	33:58	3-8	.375	1-6	.167	2-3	.667	0	5	5	5.3	0	0	1	0	0	9	12.4
UCLA	12/14/2022	*	24:10	3-7	.429	0-4	.000	2-2	1.000	2	4	6	5.4	1	1	0	0	0	8	12.0
Saint Peter's	12/22/2022	*	26:58	7-8	.875	1-2	.500	5-7	.714	0	2	2	5.1	1	1	0	0	2	20	12.7
UMBC	12/29/2022	*	34:45	5-8	.625	1-4	.250	5-7	.714	2	4	6	5.2	2	2	2	1	2	16	12.9
at Michigan	01/01/2023	*	22:40	3-8	.375	1-2	.500	1-1	1.000	2	2	4	5.1	0	0	1	0	1	8	12.6
at Rutgers	01/05/2023	*	23:24	1-3	.333	0-2	.000	0-0	.000	0	2	2	4.9	2	2	3	1	1	2	11.9
Ohio St.	01/08/2023	*	37:20	3-10	.300	0-2	.000	6-7	.857	1	6	7	5.0	2	1	3	0	2	12	11.9
at Iowa	01/15/2023	*	35:33	2-7	.286	1-3	.333	3-4	.750	0	1	1	4.8	1	1	1	0	2	8	11.6
Michigan	01/19/2023	*	40:00	4-8	.500	1-3	.333	1-2	.500	2	3	5	4.8	2	1	1	0	2	10	11.6
at Purdue	01/22/2023	*	38:17	5-12	.417	0-3	.000	1-2	.500	1	4	5	4.8	4	2	2	0	1	11	11.5
Wisconsin	01/25/2023	*	37:27	6-9	.667	1-3	.333	0-0	.000	0	1	1	4.6	1	8	1	0	1	13	11.6
Nebraska	01/28/2023	*	31:28	2-7	.286	0-4	.000	7-7	1.000	2	2	4	4.6	2	5	1	0	0	11	11.6
Indiana	01/31/2023	*	37:48	1-5	.200	0-3	.000	4-4	1.000	0	1	1	4.4	1	2	2	0	1	6	11.3
at Minnesota	02/04/2023	*	22:02	3-5	.600	0-1	.000	1-1	1.000	0	4	4	4.4	2	4	0	0	2	7	11.1
at Michigan St.	02/07/2023	*	38:39	3-9	.333	1-6	.167	5-5	1.000	0	6	6	4.5	1	4	0	2	0	12	11.2
Penn St.	02/11/2023	*	38:27	8-10	.800	2-4	.500	5-6	.833	0	5	5	4.5	0	4	1	0	2	23	11.6
Purdue	02/16/2023	*	37:13	5-11	.455	2-4	.500	1-1	1.000	0	4	4	4.5	3	3	1	0	1	13	11.7
at Nebraska	02/19/2023	*	39:40	5-13	.385	4-6	.667	0-0	.000	0	4	4	4.4	4	1	2	0	1	14	11.8
Minnesota	02/22/2023	*	31:57	6-8	.750	2-3	.667	6-9	.667	0	4	4	4.4	2	6	2	0	4	20	12.1
Northwestern	02/26/2023	*	37:02	4-8	.500	2-4	.500	0-0	.000	0	5	5	4.4	0	7	1	0	0	10	12.0
at Ohio St.	03/01/2023	*	33:24	2-7	.286	0-3	.000	1-2	.500	0	1	1	4.3	1	1	1	0	0	5	11.8
Totals		**30**	**972:03**	**121-244**	**.496**	**35-103**	**.340**	**76-93**	**.817**	**24**	**106**	**130**	**4.3**	**44**	**75**	**35**	**6**	**34**	**353**	**11.8**

Player Averages

Games Played	Minutes/ game	Points/ game	FG Pct	3FG Pct	FT Pct	Rebounds/ game	Assists/ game	Turnovers/ game	Assist/Turnover ratio	Steals/ game	Blocks/ game
30	32.4	11.8	49.6	34.0	81.7	4.3	2.5	1.2	2.1	1.1	0.2

SEASON/CAREER HIGHS

	2022-23 SEASON	CAREER HIGHS
POINTS	23 vs. Penn State (2/11/23)	32 vs. Saint Peter's (12/4/20)
REBOUNDS	9 at Wisconsin (12/6/22)	9 at Wisconsin (12/6/22)
FG MADE	8 vs. Penn State (2/11/23)	11 vs. Saint Peter's (12/4/20)
FG ATT.	13 at Nebraska (2/19/23)	13, 2x, last at Nebraska (2/19/23)
3 FG MADE	5 vs. #16 Illinois (12/2/22)	5, 2x, last vs. #16 Illinois (12/2/22)
3 FG ATT.	6, 4x, last at Nebraska (2/19/23)	7 vs. Saint Peter's (12/4/20)
FT MADE	7 vs. Nebraska (1/28/23)	8 vs. Minnesota (3/2/22)
FT ATT.	9 vs. Minnesota (2/22/23)	9, 2x, last vs. Minnesota (2/22/23)
ASSISTS	8 vs. Wisconsin (1/25/23)	8 vs. Wisconsin (1/25/23)
BLOCKS	2 at Michigan State (2/7/23)	3 at #17 Minnesota (1/23/21)
STEALS	4 vs. Minnesota (2/22/23)	5 vs. Lehigh (12/28/21)
MINUTES	40, 2x, last at Nebraska (2/19/23)	48 at Northwestern (1/12/22)

MISCELLANEOUS STATS

Category	Season	Career	Last Time
Double-Figure Scoring	19	43	10 vs. #21 Northwestern (2/26/23)
20-plus Points	4	6	20 vs. Minnesota (2/22/23)
10-plus Rebounds		1	32 vs. Saint Peter's (12/4/20)
5-plus Rebounds	13	29	5 vs. #21 Northwestern (2/26/23)
5-plus Assists	4	23	7 vs. #21 Northwestern (2/26/23)
3-plus Steals	1	9	4 vs. Minnesota (2/22/23)
Double-Doubles			

CAREER STATS

				Field Goals		3-Point		F-Throws		Rebounds									Scoring	
SEASON	TEAM	GP-GS	MIN/AVG	FG-FGA	FG%	3FG-3FGA	3FG%	FT-FTA	FT%	OFF	DEF	TOT	AVG	PF-FO	A	TO	BLK	STL	PTS	AVG
2019-20	MD	18-0	113/6.3	8-36	.222	4-27	.148	8-12	.667	3	8	11	0.6	11-0	9	4	0	0	28	1.6
2020-21	MD	31-19	793/25.6	76-168	.452	29-88	.330	38-50	.760	20	90	110	3.5	45-0	59	29	5	24	219	7.1
2021-22	MD	32-31	994/31.1	109-207	.527	31-94	.330	68-80	.850	27	87	114	3.6	54-0	60	29	12	49	317	9.9
2022-23	MD	30-30	972/32.4	121-244	.496	35-103	.340	76-93	.817	24	106	130	4.3	44-0	75	35	6	34	353	11.8
TOTAL		**111-80**	**2873/25.9**	**314-655**	**.479**	**99-312**	**.317**	**190-235**	**.809**	**74**	**291**	**365**	**3.3**	**154-0**	**203**	**97**	**23**	**107**	**917**	**8.3**

#15 PATRICK EMILIEN

FORWARD • 6-7 • 210 • GR. • TORONTO, ONTARIO (JOHN POLANYI COLLEGIATE INSTITUTE/WESTERN MICHIGAN/ST. FRANCIS (N.Y.) PATRICK_EMI / PATRICK_EMI

eh-million

SCAN FOR FULL BIO

2022-23 SEASON:

- Scored nine points going 3-of-3 from the floor and 2-of-2 at the free throw line in win over No. 3 Purdue (2/16).
- Had one of his most complete games of the season with a 10-point effort while adding seven rebounds, both tying his season high, in the win over Nebraska (1/28).
- After missing the Iowa and Michigan games due to injury, returned to the line-up at No. 3 Purdue.
- Made first start as a Terp against Saint Peter's (12/22) where he scored 10 points (4-of-6 FG).
- Posted a season-high six points with three rebounds in win at Louisville (11/29).
- Scored four points in his Maryland debut against Niagara (11/7); added two boards, a steal and a block.

2021-22 SEASON (AT ST. FRANCIS):

- Started all 27 games he played in with the Terriers, averaging 12.5 points, 6.2 rebounds per game.
- Shot 47.8 percent from the floor and 75.0 from the free-throw line
- Scored in double-figures in 19 games with a career-high of 23 points at Wagner (Jan. 15)
- Had a stretch of 11 consecutive games with 10-plus points, including 20-point games against Fairleigh Dickinson (Feb. 3) and LIU (Feb. 10)
- Posted four double-doubles with his first one coming at St. John's (Nov. 23) with 12 points and 12 rebounds
- Also had double-doubles against St. Francis Pa. (Jan. 6) with 12 points and 11 rebounds; Mount St. Mary's (Jan. 8) with 11 points and 10 boards and at Bryant (Jan. 23) with 17 points and career-best 12 rebounds
- Tallied 21 points at Francis Pa. (Feb. 19), for his fourth game with 20-plus points on the season
- Opened the season with 18 points and five rebounds at Wisconsin (Nov. 10), his first game as a Terrier

NOTABLES:

- Played at the Toronto Basketball Academy in the National Preparatory Association (NPA) averaging 20.6 points per game, ranking 6th in the league
- Helped lead team to the NPA National Championship Quarterfinals in 2017
- During NPA play, had a 40-point performance with 10 three-pointers against a Virginia Tech commit and an ESPN Top 100 prospect
- During the NPA New Year Challenge, averaged 22.6 points per game
- Selected as one of 25 Canadians to compete in the NBA-Sanctioned All-Canadian Showcase.
- Attended and graduated from the John Polanyi Collegiate Institute
- Son of Sheila Fardy and Reynald Emilien
- Sister, Gabrielle, played soccer at Howard University and was named SWAC Goalkeeper of the Year in 2017
- Graduated with a Bachelor's of Business Administration in Marketing at Western Michigan in 2021

2022-23 GAME-BY-GAME

				Total		3-Pointers		Free throws		Rebounds									
Opponent	Date	GS	MIN	FG-FGA	PCT	3FG-3FGA	PCT	FT-FTA	PCT	OFF	DEF	TOT	AVG	PF	A	TO	BLK	STL	PTS	AVG
Niagara	11/07/2022		14:17	1-3	.333	0-0	.000	2-2	1.000	1	1	2	2.0	3	0	1	1	1	4	4.0
Western Caro.	11/10/2022		19:11	0-1	.000	0-0	.000	1-2	.500	0	0	0	1.0	0	0	0	2	1	1	2.5
Binghamton	11/15/2022		19:24	1-2	.500	0-1	.000	1-1	1.000	0	4	4	2.0	3	1	0	1	1	3	2.7
vs Saint Louis	11/19/2022		21:20	0-1	.000	0-1	.000	0-0	.000	1	6	7	3.3	2	0	0	1	0	0	2.0
vs Miami (FL)	11/20/2022		17:13	1-1	1.000	0-0	.000	0-0	.000	2	2	4	3.4	0	0	1	1	1	2	2.0
at Louisville	11/29/2022		14:35	2-3	.667	0-0	.000	2-6	.333	2	1	3	3.3	2	0	0	0	0	6	2.7
Illinois	12/02/2022		18:10	0-0	.000	0-0	.000	0-0	.000	2	2	4	3.4	4	0	1	0	0	0	2.3
at Wisconsin	12/06/2022		14:04	1-3	.333	0-0	.000	0-0	.000	0	1	1	3.1	2	0	1	1	1	2	2.3
vs Tennessee	12/11/2022		15:40	0-2	.000	0-0	.000	0-0	.000	2	3	5	3.3	1	0	0	1	0	0	2.0
UCLA	12/14/2022		15:37	0-0	.000	0-0	.000	0-0	.000	1	2	3	3.3	1	0	0	0	0	0	1.8
Saint Peter's	12/22/2022	*	25:52	4-6	.667	0-0	.000	2-2	1.000	1	3	4	3.4	0	1	0	3	0	10	2.5
UMBC	12/29/2022	*	16:47	0-0	.000	0-0	.000	4-4	1.000	0	2	2	3.3	1	0	2	0	0	4	2.7
at Michigan	01/01/2023		13:55	0-1	.000	0-0	.000	0-0	.000	2	1	3	3.2	5	0	1	0	0	0	2.5
at Rutgers	01/05/2023		13:49	0-2	.000	0-1	.000	1-2	.500	2	1	3	3.2	1	0	1	0	0	1	2.4
Ohio St.	01/08/2023		20:24	1-1	1.000	0-0	.000	2-4	.500	4	0	4	3.3	2	0	0	0	0	4	2.5
at Purdue	01/22/2023		05:29	0-0	.000	0-0	.000	0-0	.000	0	0	0	3.1	0	0	0	0	0	0	2.3
Wisconsin	01/25/2023		17:08	1-1	1.000	0-0	.000	2-2	1.000	1	3	4	3.1	2	0	1	2	1	4	2.4
Nebraska	01/28/2023		25:26	3-4	.750	0-1	.000	4-4	1.000	3	4	7	3.3	3	0	0	1	1	10	2.8
Indiana	01/31/2023		12:54	0-0	.000	0-0	.000	2-4	.500	1	2	3	3.3	1	1	0	1	0	2	2.8
at Minnesota	02/04/2023		24:49	1-1	1.000	0-0	.000	0-0	.000	0	2	2	3.3	2	0	0	0	0	2	2.8
at Michigan St.	02/07/2023		21:51	1-2	.500	0-0	.000	4-4	1.000	3	3	6	3.4	2	0	0	0	0	6	2.9
Penn St.	02/11/2023		16:57	0-0	.000	0-0	.000	0-0	.000	0	1	1	3.3	3	0	2	0	1	0	2.8
Purdue	02/16/2023		15:11	3-3	1.000	1-1	1.000	2-2	1.000	1	2	3	3.3	1	0	1	1	0	9	3.0
at Nebraska	02/19/2023		22:47	2-5	.400	0-0	.000	0-1	.000	2	1	3	3.3	3	2	0	0	1	4	3.1
Minnesota	02/22/2023		13:39	1-1	1.000	1-1	1.000	0-0	.000	0	0	0	3.1	3	0	0	3	0	3	3.1
Northwestern	02/26/2023		20:48	0-1	.000	0-0	.000	2-2	1.000	1	2	3	3.1	1	2	0	1	0	2	3.0
at Ohio St.	03/01/2023		14:01	0-0	.000	0-0	.000	0-0	.000	1	0	1	3.0	1	0	1	0	0	0	2.9
Totals		**2**	**471:17**	**23-44**	**.523**	**2-6**	**.333**	**31-42**	**.738**	**33**	**49**	**82**	**3.0**	**49**	**7**	**13**	**20**	**9**	**79**	**2.9**

Player Averages

Games Played	Minutes/ game	Points/ game	FG Pct	3FG Pct	FT Pct	Rebounds/ game	Assists/ game	Turnovers/ game	Assist/Turnover ratio	Steals/ game	Blocks/ game
27	17.5	2.9	52.3	33.3	73.8	3.0	0.3	0.5	0.5	0.3	0.7

SEASON/CAREER HIGHS

	2022-23 SEASON	CAREER HIGHS
POINTS	10, 2x, last vs. Nebraska (1/28/23)	23 at Wagner (1/15/22)
REBOUNDS	7, 2x, last vs. Nebraska (1/28/23)	12 (2x) last at Bryant (1/23/22)
FG MADE	4 vs. Saint Peter's (12/22/22)	9 (3x) last at LIU (2/10/22)
FG ATT.	6 vs. Saint Peter's (12/22/22)	18 at Bryant (1/23/22)
3 FG MADE	1, 2x, last vs. Minnesota (2/22/23)	3 (4x), last vs. Buffalo (1/12/2021)
3 FG ATT.	1, 6x, last vs. Minnesota (2/22/23)	3 at Wisconsin (11/9/21)
FT MADE	4, 3x, last at Michigan State (2/7/23)	7 at St. Francis (Pa.) (2/19/22)
FT ATT.	6 at Louisville (11/29/22)	9 at St. Francis (Pa.) (2/19/22)
ASSISTS	2, 2x, last vs. #21 Northwestern (2/26/23)	4 at Ball State (2/25/2020)
BLOCKS	3, 2x, last vs. Minnesota (2/22/23)	3, 3x, last vs. Minnesota (2/22/23)
STEALS	1, 9x, last at Nebraska (2/19/23)	3 vs. St. Thomas (MN) (11/13/21)
MINUTES	26 vs. Saint Peter's (12/22/22)	40 vs. Sacred Heart (2/5/2022)

MISCELLANEOUS STATS

Category	Season	Career	Last Time
Double-Figure Scoring	2	29	10 vs. Nebraska (1/28/23)
20-plus Points		4	21 at St. Francis (PA) (2/19/22)
10-plus Rebounds		4	12 at Bryant (1/23/22)
5-plus Rebounds	4	--	6 at Michigan State (2/7/23)
5-plus Assists		--	--
3-plus Steals		--	3 vs. St. Thomas (MN) (11/13/21)
Double-Doubles		4	17 pts, 12 reb at Bryant (1/23/22)

CAREER STATS

				Field Goals		3-Point		F-Throws		Rebounds									Scoring	
SEASON	TEAM	GP-GS	MIN/AVG	FG-FGA	FG%	3FG-3FGA	3FG%	FT-FTA	FT%	OFF	DEF	TOT	AVG	PF-FO	A	TO	BLK	STL	PTS	AVG
2018-19	WMU	32-12	680/21.2	48-138	.348	26-89	.292	30-53	.566	44	82	126	3.9	33-0	25	39	13	13	152	4.8
2019-20	WMU	30-0	278/9.3	25-61	.410	5-23	.217	5-17	.294	17	38	55	1.8	28-0	12	19	9	6	60	2.0
2020-21	WMU	15-4	293/19.5	29-70	.414	14-43	.326	6-10	.600	9	44	53	3.5	18-0	19	15	10	8	78	5.2
2021-22	SFBK	27-27	825/30.5	141-295	.478	1-9	.111	54-72	.750	61	107	168	6.2	70-1	29	57	20	21	337	12.5
2022-23	MD	27-2	471/17.5	23-44	.523	2-6	.333	31-42	.738	33	49	82	3.0	49-1	7	13	20	9	79	2.9
TOTAL FOR MD		**27-2**	**471/17.5**	**23-44**	**.523**	**2-6**	**.333**	**31-42**	**.738**	**33**	**49**	**82**	**3.0**	**49-1**	**7**	**13**	**20**	**9**	**79**	**2.9**
TOTAL		**131-45**	**2547/19.4**	**266-608**	**.438**	**48-170**	**.282**	**126-194**	**.649**	**164**	**320**	**484**	**3.7**	**198-2**	**92**	**143**	**72**	**57**	**706**	**5.4**

#20 IKE CORNISH

GUARD/FORWARD ▪ 6-6 ▪ 190 ▪ R-FR. ▪ BALTIMORE, MD (LEGACY CHARTER)

IKECORNISH / IKECORNISH

SCAN FOR FULL BIO

2022-23 SEASON:

- Played 13 minutes and set a new career-high with nine points against Binghamton (11/15).
- Played nearly 12 minutes scoring two points and adding a rebound against Western Carolina (11/10).
- Scored two points while hauling down two boards in just over a minute of time against Niagara (11/7).

2021-22 SEASON:

- Did not see game action

NOTABLES:

- Member of the inaugural cohort for the Kubasik First Impact Program in 2022-23 - a program designed to help second-year student-athletes in the selection of a major, exposure to career paths, and provides opportunity to build career-ready skills
- Consensus four-star recruit via all major recruiting publications
- No. 77 overall player, No. 13 overall shooting guard, No. 3 overall player in the state of MD, according to 247Sports
- No. 32 overall shooting guard and No. 5 player in the state of Maryland via ESPN
- Averaged 15 points per game during his first two years at Dulaney
- Averaged 13.3 points and 3.6 rebounds per game as a junior at Legacy
- AAU teammate with fellow Terp Julian Reese
- Son of Karen and Edward Cornish
- Would like to become an agent or GM when playing career is over
- Chose Maryland because of its proximity to home

2022-23 GAME-BY-GAME

				Total		3-Pointers		Free throws		Rebounds										
Opponent	Date	GS	MIN	FG-FGA	PCT	3FG-3FGA	PCT	FT-FTA	PCT	OFF	DEF	TOT	AVG	PF	A	TO	BLK	STL	PTS	AVG
Niagara	11/07/2022		01:24	0-0	.000	0-0	.000	2-2	1.000	1	1	2	2.0	0	0	0	0	0	2	2.0
Western Caro.	11/10/2022		11:43	1-4	.250	0-3	.000	0-0	.000	1	0	1	1.5	3	0	1	0	0	2	2.0
Binghamton	11/15/2022		12:57	3-4	.750	1-2	.500	2-2	1.000	0	0	0	1.0	1	0	1	0	0	9	4.3
vs Saint Louis	11/19/2022		04:22	0-1	.000	0-0	.000	0-0	.000	0	0	0	0.8	0	0	0	0	0	0	3.3
vs Miami (FL)	11/20/2022		00:40	0-0	.000	0-0	.000	0-0	.000	0	0	0	0.6	0	0	0	0	0	0	2.6
Coppin St.	11/25/2022		03:09	0-0	.000	0-0	.000	0-0	.000	0	0	0	0.5	0	0	0	0	0	0	2.2
UCLA	12/14/2022		06:40	1-2	.500	1-1	1.000	0-0	.000	0	0	0	0.4	0	0	1	0	0	3	2.3
Saint Peter's	12/22/2022		12:50	0-1	.000	0-0	.000	0-0	.000	0	1	1	0.5	0	0	0	0	0	0	2.0
UMBC	12/29/2022		02:22	0-1	.000	0-1	.000	1-2	.500	0	1	1	0.6	0	0	0	0	0	1	1.9
at Michigan	01/01/2023		08:37	2-4	.500	1-3	.333	0-0	.000	1	0	1	0.6	2	0	1	0	0	5	2.2
at Iowa	01/15/2023		02:56	1-1	1.000	0-0	.000	0-0	.000	0	0	0	0.5	0	0	0	0	0	2	2.2
at Purdue	01/22/2023		01:14	0-1	.000	0-0	.000	0-0	.000	0	0	0	0.5	1	0	1	0	1	0	2.0
Wisconsin	01/25/2023		01:00	0-0	.000	0-0	.000	0-0	.000	0	0	0	0.5	0	0	0	0	0	0	1.8
Nebraska	01/28/2023		04:25	1-1	1.000	0-0	.000	0-0	.000	0	0	0	0.4	1	0	1	0	0	2	1.9
at Minnesota	02/04/2023		10:30	0-3	.000	0-3	.000	1-2	.500	0	0	0	0.4	1	0	1	0	1	1	1.8
at Nebraska	02/19/2023		05:32	1-1	1.000	0-0	.000	0-0	.000	0	0	0	0.4	1	0	0	0	0	2	1.8
Minnesota	02/22/2023		04:59	0-2	.000	0-2	.000	0-0	.000	0	0	0	0.4	1	0	0	0	0	0	1.7
Northwestern	02/26/2023		02:58	0-0	.000	0-0	.000	0-0	.000	0	0	0	0.3	0	0	0	0	0	0	1.6
at Ohio St.	03/01/2023		00:31	0-0	.000	0-0	.000	0-0	.000	0	0	0	0.3	0	0	0	0	0	0	1.5
Totals		**0**	**98:49**	**10-26**	**.385**	**3-15**	**.200**	**6-8**	**.750**	**3**	**3**	**6**	**0.3**	**11**	**0**	**7**	**0**	**2**	**29**	**1.5**

Player Averages

Games Played	Minutes/ game	Points/ game	FG Pct	3FG Pct	FT Pct	Rebounds/ game	Assists/ game	Turnovers/ game	Assist/Turnover ratio	Steals/ game	Blocks/ game
19	5.2	1.5	38.5	20.0	75.0	0.3	0.0	0.4	0.0	0.1	0.0

SEASON/CAREER HIGHS

	SEASON / CAREER HIGHS
POINTS	9 vs. Binghamton (11/15/22)
REBOUNDS	2 vs. Niagara (11/7/23)
FG MADE	3 vs. Binghamton (11/15/22)
FG ATT.	4, 3x, last at Michigan (1/1/23)
3 FG MADE	1, 3x, last at Michigan (1/1/23)
3 FG ATT.	3, 2x, last at Michigan (1/1/23)
FT MADE	2, 2x, last vs. Binghamton (11/15/22)
FT ATT.	2, 4x, last at Minnesota (2/4/23)
ASSISTS	-
BLOCKS	-
STEALS	1, 2x, last at Minnesota (2/4/23)
MINUTES	13 vs. Binghamton (11/15/22)

MISCELLANEOUS STATS

Category	Season	Career	Last Time
Double-Figure Scoring			
20-plus Points			
10-plus Rebounds			
5-plus Rebounds			
5-plus Assists			
3-plus Steals			
Double-Doubles			

CAREER STATS

				Field Goals		3-Point		F-Throws		Rebounds									Scoring	
SEASON	TEAM	GP-GS	MIN/AVG	FG-FGA	FG%	3FG-3FGA	3FG%	FT-FTA	FT%	OFF	DEF	TOT	AVG	PF-FO	A	TO	BLK	STL	PTS	AVG
2022-23	MD	19-0	99/5.2	10-26	.385	3-15	.200	6-8	.750	3	3	6	0.3	11-0	0	7	0	2	29	1.5
TOTAL		**19-0**	**99/5.2**	**10-26**	**.385**	**3-15**	**.200**	**6-8**	**.750**	**3**	**3**	**6**	**0.3**	**11-0**	**0**	**7**	**0**	**2**	**29**	**1.5**

#23 IAN MARTINEZ

GUARD • 6-3 • 185 • JR. • HEREDIA, COSTA RICA (JSERRA CATHOLIC/UTAH)

IAN_MARTINEZ22 / IANJUMAINE

SCAN FOR FULL BIO

2022-23 SEASON:

- Had eight points, all scored consecutively in the second half, at Ohio State (3/1)
- Scored nine points to go with three rebounds in win over No. 21 Northwestern.
- Key minutes in win over No. 3 Purdue (2/16) with seven points and three rebounds.
- Fourth double-figure scoring game of the season with 11 points, highlighted by three three-pointers, in win at Minnesota (2/4).
- Scored seven points going perfect from the floor and free throw line at No. 3 Purdue (1/22).
- Notched a season-high seven rebounds to go with five points at Rutgers (1/5).
- Made his first start of the season against Saint Peter's (12/22).
- Contributed 10 points and five rebounds in a victory at Louisville (11/29).
- Played 16 minutes and scored seven points in a win over Coppin State (11/25).
- Tallied 14 points and added four rebounds in a victory over Saint Louis (11/19).
- Scored six points to go with three rebounds and two assists against Western Carolina (11/10).
- Had a career-high five steals while adding three rebounds and an assist in win over Niagara (11/7).

2021-22 SEASON:

- Played in 28 games with one start, averaged 12.5 minutes per game
- Averaged 2.8 points, 1.6 rebounds, and 1.1 assists to go with 22 steals and seven blocks
- Had three games in double figures highlighted by a season-high 13 points against Hofstra (11/19)
- Scored 12 points versus Iowa (2/10)
- Had 10 points, four steals and three assists at Nebraska (2/18)
- Became the first Terp with back-to-back four-steal games since Greivis Vasquez in 2010
- Made first collegiate start at Michigan (1/18)
- Transferred to Maryland in April of 2021

NOTABLES:

- A four-star recruit according to Rivals and 247Sports
- Averaged 23.9 points, 7.8 rebounds, 4.1 assists and 2.3 steals per game in high school
- Led JSerra to a 22-8 overall record and a second-round appearance in the CIF Southern Section Division I Playoffs as a junior
- Named All-Orange County, All-CIF Division I and All-Trinity League First-Team honors in his first year at JSerra
- First Costa Rican to play men's basketball at a major university
- Son of Henry and Helen Martinez, who both played college basketball
- Father, Henry, was an assistant men's basketball coach at Utah for two seasons (2019-21) and spent 15 years with an affiliation as a player and a coach with the Costa Rican National Team

2022-23 GAME-BY-GAME

				Total		3-Pointers		Free throws		Rebounds										
Opponent	Date	GS	MIN	FG-FGA	PCT	3FG-3FGA	PCT	FT-FTA	PCT	OFF	DEF	TOT	AVG	PF	A	TO	BLK	STL	PTS	AVG
Niagara	11/07/2022		16:14	0-4	.000	0-2	.000	2-2	1.000	2	1	3	3.0	2	1	1	0	5	2	2.0
Western Caro.	11/10/2022		15:37	2-3	.667	0-1	.000	2-2	1.000	0	3	3	3.0	4	2	1	0	0	6	4.0
Binghamton	11/15/2022		15:07	2-6	.333	0-1	.000	0-0	.000	0	2	2	2.7	3	0	0	0	0	4	4.0
vs Saint Louis	11/19/2022		18:00	6-8	.750	2-4	.500	0-2	.000	3	1	4	3.0	3	1	0	0	1	14	6.5
vs Miami (FL)	11/20/2022		14:19	0-3	.000	0-2	.000	4-4	1.000	0	1	1	2.6	1	1	0	0	0	4	6.0
Coppin St.	11/25/2022		16:09	3-8	.375	0-0	.000	1-2	.500	1	1	2	2.5	2	1	1	0	1	7	6.2
at Louisville	11/29/2022		21:20	4-9	.444	2-5	.400	0-0	.000	2	3	5	2.9	3	0	2	0	0	10	6.7
Illinois	12/02/2022		20:12	2-4	.500	0-1	.000	4-5	.800	1	1	2	2.8	1	0	2	2	1	8	6.9
at Wisconsin	12/06/2022		12:35	2-2	1.000	1-1	1.000	0-0	.000	0	2	2	2.7	2	0	0	0	0	5	6.7
vs Tennessee	12/11/2022		13:48	0-1	.000	0-0	.000	4-6	.667	0	3	3	2.7	3	0	0	0	0	4	6.4
UCLA	12/14/2022		22:06	6-9	.667	4-5	.800	0-0	.000	0	4	4	2.8	2	1	4	0	0	16	7.3
Saint Peter's	12/22/2022	*	20:57	3-4	.750	0-1	.000	1-2	.500	1	2	3	2.8	0	1	1	1	0	7	7.3
UMBC	12/29/2022	*	18:56	2-5	.400	0-2	.000	0-0	.000	0	3	3	2.8	2	1	2	2	0	4	7.0
at Michigan	01/01/2023		18:47	1-8	.125	1-3	.333	0-0	.000	1	0	1	2.7	1	0	0	0	0	3	6.7
at Rutgers	01/05/2023		21:29	1-3	.333	1-1	1.000	2-2	1.000	3	4	7	3.0	1	0	2	0	1	5	6.6
Ohio St.	01/08/2023		10:52	1-1	1.000	0-0	.000	0-0	.000	0	2	2	2.9	2	0	2	0	0	2	6.3
at Iowa	01/15/2023		14:38	1-3	.333	0-0	.000	0-0	.000	0	0	0	2.8	3	0	2	0	0	2	6.1
Michigan	01/19/2023		19:42	2-3	.667	0-0	.000	2-3	.667	0	2	2	2.7	2	1	1	0	0	6	6.1
at Purdue	01/22/2023		14:47	2-2	1.000	1-1	1.000	2-2	1.000	0	0	0	2.6	2	0	1	0	0	7	6.1
Wisconsin	01/25/2023		15:15	0-2	.000	0-1	.000	1-2	.500	0	3	3	2.6	2	0	0	0	0	1	5.9
Nebraska	01/28/2023		11:19	0-3	.000	0-1	.000	0-0	.000	0	1	1	2.5	2	0	0	0	1	0	5.6
Indiana	01/31/2023		20:06	1-3	.333	1-2	.500	4-4	1.000	1	3	4	2.6	4	0	1	1	1	7	5.6
at Minnesota	02/04/2023		17:30	4-9	.444	3-6	.500	0-0	.000	1	0	1	2.5	3	1	0	0	1	11	5.9
at Michigan St.	02/07/2023		30:16	1-4	.250	0-2	.000	0-0	.000	0	6	6	2.7	2	2	0	0	0	2	5.7
Penn St.	02/11/2023		20:10	2-2	1.000	0-0	.000	4-4	1.000	0	0	0	2.6	1	0	0	1	0	8	5.8
Purdue	02/16/2023		21:33	2-4	.500	0-0	.000	3-4	.750	2	1	3	2.6	3	1	0	0	0	7	5.8
at Nebraska	02/19/2023		33:39	1-7	.143	1-4	.250	0-0	.000	0	4	4	2.6	5	2	2	1	1	3	5.7
Minnesota	02/22/2023		20:39	2-3	.667	0-1	.000	0-0	.000	1	3	4	2.7	2	1	0	0	0	4	5.7
Northwestern	02/26/2023		14:52	3-4	.750	3-3	1.000	0-0	.000	1	2	3	2.7	1	1	0	0	0	9	5.8
at Ohio St.	03/01/2023		21:40	3-6	.500	2-4	.500	0-0	.000	0	0	0	2.6	3	1	1	0	0	8	5.9
Totals		**2**	**552:35**	**59-133**	**.444**	**22-54**	**.407**	**36-46**	**.783**	**20**	**58**	**78**	**2.6**	**67**	**19**	**26**	**8**	**13**	**176**	**5.9**

Player Averages

Games Played	Minutes/ game	Points/ game	FG Pct	3FG Pct	FT Pct	Rebounds/ game	Assists/ game	Turnovers/ game	Assist/Turnover ratio	Steals/ game	Blocks/ game
30	18.4	5.9	44.4	40.7	78.3	2.6	0.6	0.9	0.7	0.4	0.3

SEASON/CAREER HIGHS

	2022-23 SEASON	CAREER HIGHS
POINTS	16 vs. #16 UCLA (12/14/22)	18 vs. USC (3/11/21)
REBOUNDS	7 at Rutgers (1/5/23)	7 at Rutgers (1/5/23)
FG MADE	6, 2x, last vs. #16 UCLA (12/14/22)	7 vs. USC (3/11/21)
FG ATT.	9, 3x, last at Minnesota (2/4/23)	10 vs. USC (3/11/21)
3 FG MADE	4 vs. #16 UCLA (12/14/22)	4 vs. #16 UCLA (12/14/22)
3 FG ATT.	6 at Minnesota (2/4/23)	6, 2x, last at Minnesota (2/4/23)
FT MADE	4, 5x, last vs. Penn State (2/11/23)	5 at California (2/11/21)
FT ATT.	6 vs. #7 Tennessee (12/11/22)	6 vs. #7 Tennessee (12/11/22)
ASSISTS	2, 3x, last at Nebraska (2/19/23)	4 vs. Penn State (2/21/22)
BLOCKS	2, 2x, last vs. UMBC (12/29/22)	2 (6x), last vs. UMBC (12/29/22)
STEALS	5 vs. Niagara (11/7/23)	5 vs. Niagara (11/7/23)
MINUTES	34 at Nebraska (2/19/23)	34 at Nebraska (2/19/23)

MISCELLANEOUS STATS

Category	Season	Career	Last Time
Double-Figure Scoring	4	13	11 at Minnesota (2/4/23)
20-plus Points			
10-plus Rebounds			
5-plus Rebounds	3	10	6 at Michigan State (2/7/23)
5-plus Assists			
3-plus Steals	1	7	5 vs. Niagara (11/7/23)
Double-Doubles			

CAREER STATS

				Field Goals		3-Point		F-Throws		Rebounds									Scoring	
SEASON	TEAM	GP-GS	MIN/AVG	FG-FGA	FG%	3FG-3FGA	3FG%	FT-FTA	FT%	OFF	DEF	TOT	AVG	PF-FO	A	TO	BLK	STL	PTS	AVG
2020-21	Utah	25-0	397/15.9	46-93	.495	11-34	.324	26-31	.839	6	41	47	1.9	50-2	20	19	17	14	129	5.2
2021-22	MD	28-1	352/12.6	27-82	.329	8-30	.267	17-24	.708	5	41	46	1.6	35-1	31	23	7	22	79	2.8
2022-23	MD	30-2	553/18.4	59-133	.444	22-54	.407	36-46	.783	20	58	78	2.6	67-1	19	26	8	13	176	5.9
TOTAL FOR MD		**58-3**	**905/15.6**	**86-215**	**.400**	**30-84**	**.357**	**53-70**	**.757**	**25**	**99**	**124**	**2.1**	**102-2**	**50**	**49**	**15**	**35**	**255**	**4.4**
TOTAL		**83-3**	**1302/15.7**	**132-308**	**.429**	**41-118**	**.347**	**79-101**	**.782**	**31**	**140**	**171**	**2.1**	**152-4**	**70**	**68**	**32**	**49**	**384**	**4.6**

#24 DONTA SCOTT

FORWARD • 6-8 • 205 • SR. • PHILADELPHIA, PA (IMHOTEP CHARTER)

DONTA_4

Don-tay

SCAN FOR FULL BIO

2022-23 SEASON:

- Scored 18 points (7-9 FG) to go with five rebounds in win over Minnesota (2/22).
- Had 19 points and five rebounds in win over No. 21 Indiana (1/31).
- Scored 12 points and added six boards in win over Nebraska (1/28).
- Posted his second double-double of the season with 14 points, 11 rebounds in win over Wisconsin (1/25).
- Scored 12 points in win over No. 24 Ohio State (1/8).
- Nearly had a double-double with 11 points and nine rebounds against UMBC (12/29).
- Had nine points while adding 10 rebounds and a career-high tying three blocks against Wisconsin (12/6).
- Recorded 18 points while contributing five rebounds and two blocks in an ACC/B1G Challenge victory over Louisville (11/29).
- Named to the Basketball Hall of Fame Tip-Off All-Tournament Team.
- Poured in 24 points against Miami (11/20) in the Hall of Fame Tip-Off Championship title game, marking the fifth 20-plus point performance of his career and second this season.
- Netted a career-high tying 25 points against Saint Louis (11/19).
- Scored seven points and added six rebounds against Western Carolina (11/10).
- Opened the season with 18 points and six rebounds against Niagara (11/7); was 7-of-13 from the floor including 4-of-5 from deep.

2021-22 SEASON:

- Third-leading scorer on the team with a career-best 12.6 points per game
- Also averaged a team-best and career-best 6.2 rebounds while tied for team lead in blocks (24)
- Recorded 23 games in double figure scoring including a pair of 25 point games
- Had one double-double with 18 points and 10 rebounds against George Mason (11/17)
- Posted 14 points, nine rebounds, and three steals vs. #22 Ohio State (2/27)
- Matched career-high with 25 points at #16 Ohio State (2/6) knocking down five three-pointers
- Notched career-high 25 points (9-12 FG) vs. #17 Illinois (1/21)
- Scored 12 points vs. #20 Florida (12/12) including the game-winning bucket with 16 seconds remaining
- Posted 14 points against Louisville (11/27)
- Set program's deadlift record (645 lbs) in offseason

NOTABLES:

- A 4-star recruit according to ESPN and Rivals; Ranked the 23rd overall player at position by Rivals and fifth overall player in Pennsylvania by ESPN
- Helped lead Imhotep to three straight PIAA Class 4A State Championships and three straight Philadelphia Public League championships; Twice named PIAA Class 4A Player of the Year
- Played various positions at Imhotep, including forward, point guard and shooting guard
- Scored 20 points in the state championship as a senior
- Also as a senior, scored 25 points in the City of Palms Classic semifinals to help Imhotep upset Cole Anthony and top-seeded Oak Hill Academy
- As a sophomore, helped Imhotep snap Montverde Academy's 55-game home winning streak
- Mother's name is Sandra … the youngest (and tallest) of four brothers and four sisters
- In September of 2021, his childhood home in Philadelphia was destroyed by Hurricane Ida and nearly all of his family's possessions were lost; Nearly $60,000 was raised by the Maryland and basketball communities to help the Scott's family recover
- Authored his first book, WIRED DIFFERENTLY: My School Journey, a short story which uses his own firsthand experience to encourage young people who learn differently to overcome the obstacles in front of them
- Major is family science

2022-23 GAME-BY-GAME

				Total		3-Pointers		Free throws		Rebounds										
Opponent	Date	GS	MIN	FG-FGA	PCT	3FG-3FGA	PCT	FT-FTA	PCT	OFF	DEF	TOT	AVG	PF	A	TO	BLK	STL	PTS	AVG
Niagara	11/07/2022	*	35:10	7-13	.538	4-5	.800	0-0	.000	3	3	6	6.0	1	0	1	2	1	18	18.0
Western Caro.	11/10/2022	*	27:59	3-8	.375	0-3	.000	1-2	.500	2	4	6	6.0	2	1	3	1	1	7	12.5
Binghamton	11/15/2022	*	24:15	5-15	.333	0-2	.000	0-0	.000	4	5	9	7.0	2	1	2	1	1	10	11.7
vs Saint Louis	11/19/2022	*	26:44	8-13	.615	2-5	.400	7-7	1.000	2	3	5	6.5	3	1	1	1	1	25	15.0
vs Miami (FL)	11/20/2022	*	28:28	9-12	.750	3-4	.750	3-4	.750	2	6	8	6.8	4	3	1	0	0	24	16.8
Coppin St.	11/25/2022	*	31:19	3-9	.333	1-5	.200	2-2	1.000	2	4	6	6.7	2	2	1	0	1	9	15.5
at Louisville	11/29/2022	*	28:56	7-12	.583	3-6	.500	1-1	1.000	0	5	5	6.4	0	2	1	2	0	18	15.9
Illinois	12/02/2022	*	32:50	5-13	.385	0-3	.000	2-2	1.000	2	1	3	6.0	1	3	1	0	0	12	15.4
at Wisconsin	12/06/2022	*	34:37	3-14	.214	2-7	.286	1-3	.333	1	9	10	6.4	3	2	2	3	1	9	14.7
vs Tennessee	12/11/2022	*	37:06	4-11	.364	0-6	.000	1-2	.500	1	7	8	6.6	3	1	3	2	0	9	14.1
UCLA	12/14/2022	*	30:41	4-8	.500	2-6	.333	2-3	.667	1	5	6	6.5	3	2	2	1	1	12	13.9
Saint Peter's	12/22/2022	*	26:51	3-11	.273	2-5	.400	0-2	.000	0	1	1	6.1	3	4	1	1	1	8	13.4
UMBC	12/29/2022	*	36:17	5-13	.385	0-5	.000	1-2	.500	1	8	9	6.3	3	1	2	1	2	11	13.2
at Michigan	01/01/2023	*	18:03	2-10	.200	0-3	.000	1-1	1.000	0	5	5	6.2	2	0	2	1	1	5	12.6
at Rutgers	01/05/2023	*	29:50	3-10	.300	0-4	.000	0-0	.000	1	1	2	5.9	2	0	2	1	1	6	12.2
Ohio St.	01/08/2023	*	29:36	4-9	.444	2-4	.500	2-3	.667	1	2	3	5.8	2	1	1	1	0	12	12.2
at Iowa	01/15/2023	*	34:49	7-12	.583	1-2	.500	0-0	.000	6	5	11	6.1	0	1	2	0	0	15	12.4
Michigan	01/19/2023	*	38:11	3-11	.273	1-2	.500	2-2	1.000	4	4	8	6.2	1	3	0	0	2	9	12.2
at Purdue	01/22/2023	*	34:31	2-9	.222	1-5	.200	0-0	.000	0	4	4	6.1	2	0	1	1	0	5	11.8
Wisconsin	01/25/2023	*	37:29	5-9	.556	2-3	.667	2-3	.667	4	7	11	6.3	0	0	0	1	1	14	11.9
Nebraska	01/28/2023	*	34:40	4-14	.286	2-7	.286	2-2	1.000	2	4	6	6.3	0	2	1	1	0	12	11.9
Indiana	01/31/2023	*	36:14	6-18	.333	1-7	.143	6-6	1.000	2	3	5	6.2	1	1	0	1	1	19	12.2
at Minnesota	02/04/2023	*	24:46	5-12	.417	2-3	.667	1-2	.500	1	5	6	6.2	0	2	1	0	0	13	12.3
at Michigan St.	02/07/2023	*	28:50	4-8	.500	1-3	.333	1-2	.500	0	2	2	6.0	2	1	1	1	1	10	12.2
Penn St.	02/11/2023	*	37:41	4-11	.364	1-5	.200	0-0	.000	2	8	10	6.2	2	4	2	0	0	9	12.0
Purdue	02/16/2023	*	29:18	2-6	.333	1-2	.500	0-0	.000	2	3	5	6.2	2	2	1	0	0	5	11.8
at Nebraska	02/19/2023	*	36:30	2-16	.125	1-8	.125	0-0	.000	1	6	7	6.2	2	1	2	2	0	5	11.5
Minnesota	02/22/2023	*	32:20	7-9	.778	1-1	1.000	3-3	1.000	1	4	5	6.1	1	0	2	0	0	18	11.8
Northwestern	02/26/2023	*	23:30	5-8	.625	1-1	1.000	0-0	.000	0	3	3	6.0	2	2	0	0	1	11	11.7
at Ohio St.	03/01/2023	*	30:13	3-9	.333	1-3	.333	2-2	1.000	0	3	3	5.9	4	2	2	0	1	9	11.6
Totals		**30**	**937:43**	**134-333**	**.402**	**38-125**	**.304**	**43-56**	**.768**	**48**	**130**	**178**	**5.9**	**55**	**45**	**41**	**25**	**19**	**349**	**11.6**

Player Averages

Games Played	Minutes/ game	Points/ game	FG Pct	3FG Pct	FT Pct	Rebounds/ game	Assists/ game	Turnovers/ game	Assist/Turnover ratio	Steals/ game	Blocks/ game
30	31.3	11.6	40.2	30.4	76.8	5.9	1.5	1.4	1.1	0.6	0.8

SEASON/CAREER HIGHS

	2022-23 SEASON	CAREER HIGHS
POINTS	25 vs. Saint Louis (11/19/22)	25 (3x), last vs. Saint Louis (11/19/22)
REBOUNDS	11, 2x, last vs. Wisconsin (1/25/23)	12 (2x), last at Indiana (1/4/21)
FG MADE	9 vs. Miami (11/20/22)	9, 2x, last vs. Miami (11/20/22)
FG ATT.	18 vs. #21 Indiana (1/31/23)	18 vs. #21 Indiana (1/31/23)
3 FG MADE	4 vs. Niagara (11/7/22)	5 (2x), last at #16 Ohio State (2/6/22)
3 FG ATT.	8 at Nebraska (2/19/23)	9 vs. #14 Wisconsin (1/27/21)
FT MADE	7 vs. Saint Louis (11/19/22)	7 vs. Saint Louis (11/19/22)
FT ATT.	7 vs. Saint Louis (11/19/22)	8 (3x), last at #17 Minnesota (1/23/21)
ASSISTS	4, 2x, last vs. Penn State (2/11/23)	8 vs. Nebraska (2/17/21)
BLOCKS	3 at Wisconsin (12/6/22)	3 (5x), last at Wisconsin (12/6/22)
STEALS	2, 2x, last vs. Michigan (1/19/23)	4 vs. #24 Purdue (2/2/21)
MINUTES	38, 2x, last vs. Penn State (2/11/23)	39 vs. #16 Michigan (12/31/20)

MISCELLANEOUS STATS

Category	Season	Career	Last Time
Double-Figure Scoring	17	62	11 vs. #21 Northwestern (2/26/23)
20-plus Points	2	5	24 vs. Miami (11/20/22)
10-plus Rebounds	4	11	10 vs. Penn State (2/11/23)
5-plus Rebounds	19	72	5 vs. Minnesota (2/22/23)
5-plus Assists		5	3 vs. Richmond (11/25/21)
3-plus Steals		13	3 at Michigan State (3/6/22)
Double-Doubles	2	6	14 pts, 11 rebs vs. Wisconsin (1/25/23)

CAREER STATS

				Field Goals		3-Point		F-Throws		Rebounds									Scoring	
SEASON	TEAM	GP-GS	MIN/AVG	FG-FGA	FG%	3FG-3FGA	3FG%	FT-FTA	FT%	OFF	DEF	TOT	AVG	PF-FO	A	TO	BLK	STL	PTS	AVG
2019-20	MD	31-21	674/21.7	68-155	.439	25-79	.316	22-26	.846	41	72	113	3.6	57-0	17	16	4	14	183	5.9
2020-21	MD	31-27	938/30.3	118-237	.498	49-112	.438	55-83	.663	32	150	182	5.9	50-0	63	46	25	22	340	11.0
2021-22	MD	32-31	1070/33.4	144-337	.427	39-134	.291	76-95	.800	53	145	198	6.2	63-1	39	52	24	26	403	12.6
2022-23	MD	30-30	938/31.3	134-333	.402	38-125	.304	43-56	.768	48	130	178	5.9	55-0	45	41	25	19	349	11.6
TOTAL		**124-109**	**3619/29.2**	**464-1062**	**.437**	**151-450**	**.336**	**196-260**	**.754**	**174**	**497**	**671**	**5.4**	**225-1**	**164**	**155**	**78**	**81**	**1275**	**10.3**

#31 ARNAUD REVAZ

FORWARD • 6-10 • 230 • JR. • SION, SWITZERLAND (BOURG-EN-BRASSE ACADAMIE)

REVAZARNAUD / ARNAUDREVAZ

Ar-no REE-vahz

SCAN FOR FULL BIO

2022-23 SEASON:

- Made his season debut against Binghamton (11/15) where he snagged a pair of rebounds.

2021-22 SEASON:

- Saw action in two games
- Made season debut vs. Lehigh (12/28)
- Played two minutes against Iowa (2/10)

2020-21 SEASON:

- Appeared in five games, totaling three points and six rebounds
- Posted first career field goal at #7 Michigan (1/19)
- Made collegiate debut against Old Dominion (11/25)

NOTABLES:

- Native of Sion, Switzerland
- Attended Lycée Saint-Pierre in Bourg-en-Bresse, France
- Played club basketball for Bourg-en-Bresse in the top tier French basketball league
- Helped JL Bourg to second place overall finish in French Pro A (U21) with a 20-6 overall record in 2019-2
- Played for the Swiss National Team at the U-18 European Championships in Skopje, Macedonia, where he averaged 9.6 points and 5.5 rebounds
- Competed in the heptathlon as a track & field athlete (specializing in high jump) for eight years before being discovered in 2015 by a retired Swiss professional basketball player at the age of 15 when he stood 6-7
- Son of Stéphane and Isabelle Revaz
- Fluent in French, German and English, with an understanding of Italian
- Chose the number 31 because he was previously 13 and reversing the numbers signified a new beginning

2022-23 GAME-BY-GAME

				Total		3-Pointers		Free throws		Rebounds										
Opponent	Date	GS	MIN	FG-FGA	PCT	3FG-3FGA	PCT	FT-FTA	PCT	OFF	DEF	TOT	AVG	PF	A	TO	BLK	STL	PTS	AVG
Binghamton	11/15/2022		04:10	0-0	.000	0-0	.000	0-0	.000	1	1	2	2.0	2	0	0	0	0	0	0.0
vs Saint Louis	11/19/2022		00:28	0-0	.000	0-0	.000	0-0	.000	0	0	0	1.0	0	0	0	0	0	0	0.0
at Louisville	11/29/2022		01:34	0-0	.000	0-0	.000	0-0	.000	0	0	0	0.7	2	0	0	0	0	0	0.0
Saint Peter's	12/22/2022		03:58	0-1	.000	0-0	.000	0-0	.000	0	1	1	0.8	0	0	0	0	0	0	0.0
UMBC	12/29/2022		00:21	0-0	.000	0-0	.000	0-0	.000	0	0	0	0.6	0	0	0	0	0	0	0.0
at Minnesota	02/04/2023		03:48	0-0	.000	0-0	.000	0-0	.000	0	0	0	0.5	1	0	0	0	0	0	0.0
Totals		**0**	**14:19**	**0-1**	**.000**	**0-0**	**.000**	**0-0**	**.000**	**1**	**2**	**3**	**0.5**	**5**	**0**	**0**	**0**	**0**	**0**	**0.0**

Player Averages

Games Played	Minutes/ game	Points/ game	FG Pct	3FG Pct	FT Pct	Rebounds/ game	Assists/ game	Turnovers/ game	Assist/Turnover ratio	Steals/ game	Blocks/ game
6	2.4	0.0	0.0	0.0	0.0	0.5	0.0	0.0	0.0	0.0	0.0

SEASON/CAREER HIGHS

	2022-23 SEASON	CAREER HIGHS
POINTS	-	2 at #7 Michigan (1/19/21)
REBOUNDS	2 vs. Binghamton (11/15/22)	3 vs. Wingate (1/15/21)
FG MADE	-	1 at #7 Michigan (1/19/21)
FG ATT.	1 vs. Saint Peter's (12/22/22)	2 at #7 Michigan (1/19/21)
3 FG MADE	-	-
3 FG ATT.	-	-
FT MADE	-	1 vs. Wingate (1/15/21)
FT ATT.	-	2 vs. Wingate (1/15/21)
ASSISTS	-	1 vs. Saint Peter's (12/4/20)
BLOCKS	-	-
STEALS	-	-
MINUTES	4, 3x, last at Minnesota (2/4/23)	8 vs. Wingate (1/15/21)

MISCELLANEOUS STATS

Category	Season	Career	Last Time
Double-Figure Scoring			
20-plus Points			
10-plus Rebounds			
5-plus Rebounds			
5-plus Assists			
3-plus Steals			
Double-Doubles			

CAREER STATS

				Field Goals		3-Point		F-Throws		Rebounds								Scoring	
SEASON	TEAM	GP-GS	MIN/AVG	FG-FGA	FG%	3FG-3FGA	3FG%	FT-FTA	FT%	OFF	DEF	TOT	AVG	PF-FO	A	TO	BLK	STL	PTS	AVG
2020-21	MD	5-0	16/3.1	1-3	.333	0-0	.000	1-2	.500	1	5	6	1.2	4-0	1	3	0	0	3	0.6
2021-22	MD	2-0	3/1.4	0-0	.000	0-0	.000	0-0	.000	0	0	0	0.0	0-0	0	0	0	0	0	0.0
2022-23	MD	6-0	14/2.4	0-1	.000	0-0	.000	0-0	.000	1	2	3	0.5	5-0	0	0	0	0	0	0.0
TOTAL		**13-0**	**33/2.5**	**1-4**	**.250**	**0-0**	**.000**	**1-2**	**.500**	**2**	**7**	**9**	**0.7**	**9-0**	**1**	**3**	**0**	**0**	**3**	**0.2**

#32 BRETT KARKUS

GUARD ▪ 6-4 ▪ 185 ▪ SO. ▪ HEWLETT, NY (BERKSHIRE SCHOOL)
BRETTKARKUS / BRETTKARKUS

SCAN FOR FULL BIO

2022-23 SEASON:

- Made his season debut against Binghamton (11/15).

2021-22 SEASON:

- Saw action in two games
- Made collegiate debut vs. Lehigh (12/28)
- Also played against Iowa (2/10)

NOTABLES:

- Played prep basketball at the Berkshire School in Massachusetts, following high school career at Hewlett HS

2021-22 GAME-BY-GAME

				Total		3-Pointers		Free throws		Rebounds										
Opponent	Date	GS	MIN	FG-FGA	PCT	3FG-3FGA	PCT	FT-FTA	PCT	OFF	DEF	TOT	AVG	PF	A	TO	BLK	STL	PTS	AVG
Binghamton	11/15/2022		01:30	0-0	.000	0-0	.000	0-0	.000	0	0	0	0.0	0	0	0	0	0	0	0.0
UMBC	12/29/2022		00:11	0-0	.000	0-0	.000	0-0	.000	0	0	0	0.0	2	0	0	0	0	0	0.0
at Minnesota	02/04/2023		01:11	0-0	.000	0-0	.000	0-0	.000	0	0	0	0.0	0	0	0	0	0	0	0.0
Totals		**0**	**02:52**	**0-0**	**.000**	**0-0**	**.000**	**0-0**	**.000**	**0**	**0**	**0**	**0.0**	**2**	**0**	**0**	**0**	**0**	**0**	**0.0**

Player Averages

Games Played	Minutes/ game	Points/ game	FG Pct	3FG Pct	FT Pct	Rebounds/ game	Assists/ game	Turnovers/ game	Assist/Turnover ratio	Steals/ game	Blocks/ game
3	1.0	0.0	0.0	0.0	0.0	0.0	0.0	0.0	0.0	0.0	0.0

SEASON/CAREER HIGHS

	2022-23 SEASON	CAREER HIGHS
POINTS	-	-
REBOUNDS	-	-
FG MADE	-	-
FG ATT.	-	1 vs. Lehigh (12/28/21)
3 FG MADE	-	-
3 FG ATT.	-	1 vs. Lehigh (12/28/21)
FT MADE	-	-
FT ATT.	-	-
ASSISTS	-	-
BLOCKS	-	-
STEALS	-	-
MINUTES	2 vs. Binghamton (11/15/22)	2 vs. Binghamton (11/15/22)

MISCELLANEOUS STATS

Category	Season	Career	Last Time
Double-Figure Scoring			
20-plus Points			
10-plus Rebounds			
5-plus Rebounds			
5-plus Assists			
3-plus Steals			
Double-Doubles			

CAREER STATS

				Field Goals		3-Point		F-Throws		Rebounds									Scoring	
SEASON	TEAM	GP-GS	MIN/AVG	FG-FGA	FG%	3FG-3FGA	3FG%	FT-FTA	FT%	OFF	DEF	TOT	AVG	PF-FO	A	TO	BLK	STL	PTS	AVG
2021-22	MD	2-0	2/1.1	0-1	.000	0-1	.000	0-0	.000	0	0	0	0.0	0-0	0	0	0	0	0	0.0
2022-23	MD	3-0	3/1.0	0-0	.000	0-0	.000	0-0	.000	0	0	0	0.0	2-0	0	0	0	0	0	0.0
TOTAL		**5-0**	**5/1.0**	**0-1**	**.000**	**0-1**	**.000**	**0-0**	**.000**	**0**	**0**	**0**	**0.0**	**2-0**	**0**	**0**	**0**	**0**	**0**	**0.0**

#35 CAELUM SWANTON-RODGER

CENTER ▪ 6-11 ▪ 220 ▪ FR. ▪ CALGARY, ALBERTA (EDGE SCHOOL)

R.CAELUM / CAELUMSWANTON

CAL-um

SCAN FOR FULL BIO

2022-23 SEASON:

- Played a key seven minutes against Michigan (1/19) where he scored four points (including a highlight reel dunk), hauled down a career-high three rebounds, and blocked a shot.
- Scored a season-high four points with a rebound and a blocked shot at Michigan (1/1).
- Saw season-high 10 minutes of action where he had two rebounds against Saint Peter's (12/22).
- Scored two points and added a pair of rebounds against No. 8 UCLA (12/14).
- Played four minutes against No. 7 Tennesse (12/11).
- Made his collegiate debut against Niagara (11/7) where he notched his first career points.

NOTABLES:

- Member of the Canadian National Team
- Played for the Edge School and club ball with UPlay Canada
- Participated in the 2022 BioSteel All-Canadian All-Star Game
- Averaged 21.0 points per game, 11.0 rebounds per game along with 4.0 blocks per game on the Marquee Hoops circuit
- Named MVP of the 2022 Genesis Classic
- Maryland's first Canadian men's basketball player since Toronto native Justin Jackson played with the Terps from 2016-18 before he was drafted by the Denver Nuggets in 2018.

2022-23 GAME-BY-GAME

				Total		3-Pointers		Free throws		Rebounds										
Opponent	Date	GS	MIN	FG-FGA	PCT	3FG-3FGA	PCT	FT-FTA	PCT	OFF	DEF	TOT	AVG	PF	A	TO	BLK	STL	PTS	AVG
Niagara	11/07/2022		01:24	1-1	1.000	0-0	.000	0-0	.000	0	0	0	0.0	1	0	0	0	0	2	2.0
Western Caro.	11/10/2022		03:55	0-0	.000	0-0	.000	0-0	.000	0	1	1	0.5	1	0	0	0	0	0	1.0
Binghamton	11/15/2022		01:20	0-0	.000	0-0	.000	0-0	.000	0	0	0	0.3	0	0	0	0	0	0	0.7
vs Saint Louis	11/19/2022		02:38	0-0	.000	0-0	.000	0-0	.000	1	0	1	0.5	0	0	0	0	0	0	0.5
vs Miami (FL)	11/20/2022		00:40	0-0	.000	0-0	.000	0-0	.000	0	0	0	0.4	0	0	0	0	0	0	0.4
Coppin St.	11/25/2022		01:45	0-0	.000	0-0	.000	0-0	.000	0	0	0	0.3	0	0	0	0	0	0	0.3
at Louisville	11/29/2022		02:07	0-0	.000	0-0	.000	0-0	.000	0	0	0	0.3	1	0	0	0	0	0	0.3
vs Tennessee	12/11/2022		03:42	0-0	.000	0-0	.000	0-0	.000	0	0	0	0.3	1	0	0	0	0	0	0.3
UCLA	12/14/2022		07:59	1-1	1.000	0-0	.000	0-1	.000	1	1	2	0.4	2	0	1	0	0	2	0.4
Saint Peter's	12/22/2022		10:10	0-0	.000	0-0	.000	0-2	.000	1	1	2	0.6	3	0	1	0	0	0	0.4
at Michigan	01/01/2023		09:43	2-2	1.000	0-0	.000	0-0	.000	0	1	1	0.6	2	0	1	1	0	4	0.7
at Iowa	01/15/2023		01:48	0-0	.000	0-0	.000	0-0	.000	0	0	0	0.6	1	0	0	0	0	0	0.7
Michigan	01/19/2023		07:05	2-2	1.000	0-0	.000	0-0	.000	2	1	3	0.8	2	0	0	1	0	4	0.9
at Purdue	01/22/2023		06:19	0-0	.000	0-0	.000	0-0	.000	1	0	1	0.8	2	0	1	0	0	0	0.9
Wisconsin	01/25/2023		01:00	0-0	.000	0-0	.000	0-0	.000	0	1	1	0.8	0	0	0	0	0	0	0.8
Nebraska	01/28/2023		01:56	0-0	.000	0-0	.000	0-0	.000	0	2	2	0.9	1	0	0	1	0	0	0.8
at Minnesota	02/04/2023		03:30	1-2	.500	0-0	.000	1-1	1.000	1	0	1	0.9	3	0	0	0	0	3	0.9
Minnesota	02/22/2023		03:00	0-0	.000	0-0	.000	1-2	.500	0	0	0	0.8	0	0	0	0	0	1	0.9
Northwestern	02/26/2023		01:18	0-1	.000	0-0	.000	0-0	.000	0	0	0	0.8	0	0	0	0	0	0	0.8
Totals		**0**	**71:19**	**7-9**	**.778**	**0-0**	**.000**	**2-6**	**.333**	**7**	**8**	**15**	**0.8**	**20**	**0**	**4**	**3**	**0**	**16**	**0.8**

Player Averages

Games Played	Minutes/ game	Points/ game	FG Pct	3FG Pct	FT Pct	Rebounds/ game	Assists/ game	Turnovers/ game	Assist/Turnover ratio	Steals/ game	Blocks/ game
19	3.8	0.8	77.8	0.0	33.3	0.8	0.0	0.2	0.0	0.0	0.2

SEASON/CAREER HIGHS

	SEASON / CAREER HIGHS
POINTS	4, 2x, last vs. Michigan (1/19/23)
REBOUNDS	3 vs. Michigan (1/19/23)
FG MADE	2, 2x, last vs. Michigan (1/19/23)
FG ATT.	2, 3x, last at Minnesota (2/4/23)
3 FG MADE	-
3 FG ATT.	-
FT MADE	-
FT ATT.	1 vs. #16 UCLA (12/14/22)
ASSISTS	-
BLOCKS	1, 3x, last vs. Nebraska (1/28/23)
STEALS	-
MINUTES	10 vs. Saint Peter's (12/22/22)

MISCELLANEOUS STATS

Category	Season	Career	Last Time
Double-Figure Scoring			
20-plus Points			
10-plus Rebounds			
5-plus Rebounds			
5-plus Assists			
3-plus Steals			
Double-Doubles			

CAREER STATS

				Field Goals		3-Point		F-Throws		Rebounds									Scoring	
SEASON	TEAM	GP-GS	MIN/AVG	FG-FGA	FG%	3FG-3FGA	3FG%	FT-FTA	FT%	OFF	DEF	TOT	AVG	PF-FO	A	TO	BLK	STL	PTS	AVG
2022-23	MD	19-0	71/3.8	7-9	.778	0-0	.000	2-6	.333	7	8	15	0.8	20-0	0	4	3	0	16	0.8
TOTAL		**19-0**	**71/3.8**	**7-9**	**.778**	**0-0**	**.000**	**2-6**	**.333**	**7**	**8**	**15**	**0.8**	**20-0**	**0**	**4**	**3**	**0**	**16**	**0.8**

CAREER RECORDS

1000-POINT SCORERS

1.	2269	Juan Dixon (141 games)	1998-02
2.	2171	Greivis Vasquez (136 games)	2006-10
3.	2149	Len Bias (131 games)	1982-86
4.	2058	Albert King (118 games)	1977-81
5.	2017	Adrian Branch (123 games)	1981-85
28.	1315	Evers Burns (113 games)	1989-93
29.	1300	Jay McMillen (75 games)	1964-67
30.	1290	Joe Smith (64 games)	1993-95
31.	**1275**	**Donta Scott (124 games)**	**2019-pr.**

CAREER SCORING AVERAGE

Minimum 2 seasons, 1,000 points, 16.0 ppg

1.	20.5	Tom McMillen (88 games)	1971-74
2.	20.2	Joe Smith (64 games)	1993-95
3.	18.7	Gene Shue (74 games)	1951-54
4.	18.3	John Lucas (110 games)	1972-76
5.	18.0	Will Hetzel (76 games)	1967-70

CAREER FIELD GOAL PERCENTAGE

Minimum 2 seasons, 250 FG

1.	.615	Buck Williams (446-725)	1978-81
2.	.595	Bruno Fernando (291-489)	2018-19
3.	.589	Ben Coleman (376-638)	1982-84
4.	.583	Greg Manning (623-1068)	1977-81
5.	.582	Lee Brawley (428-736)	1948-52

CAREER 3-POINT FG MADE

1.	239	Juan Dixon (141 games)	1998-02
2.	230	Greivis Vasquez (136 games)	2006-10
3.	206	Anthony Cowan Jr. (130 games)	2016-20
4.	203	Mike Jones (128 games)	2003-07
5.	198	Jake Layman (141 games)	2012-16

CAREER REBOUND LEADERS

(Min. 500)

1.	1053	Len Elmore (86 games)	1971-74
2.	998	Lonny Baxter (138 games)	1998-02
3.	948	Derrick Lewis (127 games)	1984-88
4.	928	Buck Williams (85 games)	1978-81
5.	925	Terence Morris (136 games)	1997-01
20.	672	Jordan Williams (66 games)	2009-11
21.	**671**	**Donta Scott (124 games)**	**2019-pr.**
	671	Obinna Ekezie (118 games)	1995-99

CAREER ASSISTS

1.	972	Steve Blake	1999-03
2.	772	Greivis Vasquez	2006-10
3.	649	Keith Gatlin	1983-86,87-88
4.	590	Terrell Stokes	1995-99
5.	584	Anthony Cowan Jr.	2016-20

CAREER STEALS

1.	344	Johnny Rhodes	1992-96
2.	333	Juan Dixon	1998-02
3.	252	Laron Profit	1995-99
4.	234	Steve Blake	1999-03
5.	202	D.J. Strawberry	2003-07

CAREER BLOCKED SHOTS

1.	339	Derrick Lewis	1984-88
2.	256	Terence Morris	1997-01
3.	239	Cedric Lewis	1987-91
4.	231	James Gist	2004-08
5.	230	Ekene Ibekwe	2003-07

SEASON RECORDS

500-POINT SEASONS

1.	776	Walt Williams (29 games)	1991-92
2.	743	Len Bias (32 games)	1985-86
3.	735	Juan Dixon (36 games)	2001-02
4.	708	Joe Smith (34 games)	1994-95
5.	701	Len Bias (37 games)	1984-85

SEASON SCORING AVERAGE

1.	26.8	Walt Williams (29 games)	1991-92
2.	23.3	Will Hetzel (26 games)	1968-69
3.	23.2	Len Bias (32 games)	1985-86
4.	22.1	Gene Shue (23 games)	1952-53
5.	21.8	Gene Shue (30 games)	1953-54

SEASON FIELD GOAL PERCENTAGE

Minimum 100 FGs

1.	.647	Buck Williams (183-283)	1980-81
2.	.643	Greg Manning (196-305)	1979-80
3.	**.640**	**Julian Reese (137-214)**	**2020-pr.**
4.	.631	Johnny Rhodes (197-312)	1995-96
5.	.611	Charles Pittman (102-167)	1981-82
6.	.608	Ben Coleman (194-319)	1983-84

SEASON 3-POINT FG MADE

1.	92	Juan Dixon (36 games)	2001-02
2.	91	Terrell Stoglin (32 games)	2011-12
3.	89	Walt Williams (29 games)	1991-92
4.	81	Mike Jones (34 games)	2006-07
5.	73	Kevin Huerter (32 games)	2017-18
	73	Drew Nicholas (31 games)	2002-03

SINGLE-SEASON REBOUNDS

1.	412	Len Elmore (28 games)	1973-74
2.	388	Jordan Williams (33 games)	2010-11
3.	363	Buck Williams (31 games)	1980-81
4.	362	Joe Smith (34 games)	1994-95
	362	Bruno Fernando (34 games)	2018-19

SEASON ASSISTS

Available since 1969-70

1.	286	Steve Blake	2001-02
2.	248	Steve Blake	2000-01
3.	231	Greivis Vasquez	2007-08
4.	221	Steve Blake	2002-03
	221	Keith Gatlin	1984-85

50-STEAL SEASONS

Available since 1977-78; Minimum 50

1.	110	Johnny Rhodes	1995-96
2.	96	Juan Dixon	1999-00
3.	95	Steve Francis	1998-99
	95	Juan Dixon	2000-01
5.	92	Juan Dixon	2001-02

SEASON BLOCKED SHOTS

Available since 1977-78

1.	143	Cedric Lewis	1990-91
2.	114	Derrick Lewis	1986-87
3.	99	Derrick Lewis	1984-85
4.	97	Joe Smith	1994-95
5.	93	Joe Smith	1993-94

GAME RECORDS

30-POINT GAMES

1.	44	Ernest Graham vs. NC State (12/20/78)
2.	43	Al Bunge vs. Yale (1/4/60)
3.	41	Greivis Vasquez at Virginia Tech (2/27/10 - 2ot)
		Len Bias at Duke (1/25/86)
		Gene Shue vs. Washington & Lee (2/12/53)

20-REBOUND GAMES

1.	26	Len Elmore at Wake Forest (2/27/74)
2.	24	Len Elmore vs. Kent State (1/2/73)
		Will Hetzel vs. West Virginia (12/4/68)
4.	23	Derrick Lewis at James Madison (1/28/87)
5.	22	Buck Williams vs. Louisville (12/13/80)
		Buck Williams at UNLV (12/4/78)
		Al Bunge vs. Georgetown (2/26/58)
		Bob Kessler vs. Georgetown (2/25/56)

SINGLE-GAME ASSISTS

1.	15	Greivis Vasquez vs. NC State (2/9/08)
	15	Terrell Stokes vs. Western Carolina (11/14/98)
3.	14	Steve Blake vs. North Carolina (1/9/02)
	14	Terrell Stokes vs. Towson State (11/30/96)
5.	13	Many times (last: Pe'Shon Howard vs. LIU Brooklyn (11/16/12))

SINGLE-GAME BLOCKED SHOTS

1.	12	Cedric Lewis at South Florida (1/20/91)
		Derrick Lewis at James Madison (1/28/87)
3.	10	Derrick Lewis vs. UMES (2/27/87)
		Derrick Lewis vs. UMBC (2/18/87)
		Derrick Lewis vs. Towson State (2/21/85)
		Derrick Lewis vs. Tennessee (11/24/84)

SINGLE-GAME STEALS

1.	9	Johnny Rhodes at North Carolina (2/7/96)
	9	Johnny Rhodes vs. American (12/23/95)
3.	8	Juan Dixon vs. Florida State (1/26/02)
	8	Juan Dixon vs. North Carolina (1/9/02)
	8	Juan Dixon vs. Georgia Tech (1/6/01)
	8	Terrell Stokes vs. S.C. State (12/27/98)

SINGLE-GAME FREE THROWS MADE

	19	Diamond Stone vs. Penn State (12/30/15)
Consecutive FT in Single Game		
	15	Albert King vs. Boston University (2/11/80)
Consecutive FT Over Multiple Games		
	40	Juan Dixon 2000-01

SINGLE-GAME 3-POINT FG MADE

	9	Mike Jones vs. Missouri-Kansas City (12/13/06)

SINGLE-GAME FIELD GOALS

	18	Ernest Graham vs. NC State (12/20/78)
Consecutive in Single Game		
	10	Ryan Randle vs. Wagner (1/4/03)
		Lonny Baxter vs. North Texas (12/23/98)
		Keith Gatlin vs. Clemson (2/17/85)
		Barry Yates vs. Miami (12/29/70)
Consecutive Over Multiple Games		
	16	Ryan Randle, three games in 2003 season, also a then-ACC Record

SCORING

A Player Scored 40 Points: Greivis Vasquez (41) at Virginia Tech, 2/27/2010.

A Player Scored 35 Points: Diamond Stone (39) vs. Penn State, 12/30/2015.

A Player Scored 30 Points: Jahmir Young (30), vs. No. 24 Ohio State, 1/8/2023.

A Player Scored 20 Points in a Half: Julian Reese (20), vs. Coppin State, 11/25/22.

A Player Scored At Least 30 Points in Back-to-Back Games: Nik Caner-Medley, 33 at Georgia Tech, 1/25/2006 and 30 at Temple, 1/28/2006.

Two Players Scored 30 points in the Same Game: Never

Two Players Scored 20 points in the Same Game: Julian Reese (21) & Hakim Hart (20), vs. Minnesota, 2/22/2023.

A Player Scored 20+ Points in 4 Consecutive Games: Anthony Cowan Jr. (Jan. 8 - Jan. 18, 2019)

Same Two Players Scored 20 points in Back-to-Back Games: Lonny Baxter (32) and Juan Dixon (26) vs. Norfolk State, 3/23/2000; Lonny Baxter (21) and Juan Dixon (24) vs. Chicago State, 3/27/2000.

Three Players Scored 20 Points in the Same Game: Julian Reese (24), Hakim Hart (22), Jahmir Young (21) vs. Coppin State, 11/25/22.

Five Players Scored in Double Figures in a Game: Jahmir Young (18), Don Carey (13), Julian Reese (12), Donta Scott (11), Hakim Hart (10) vs. #21 Northwestern, 2/26/23

Six Players Scored in Double Figures in a Game: Anthony Cowan Jr. (23), Jalen Smith (20), Eric Ayala (13), Bruno Fernando (11), Aaron Wiggins (11), Serrel Smith Jr. (10) vs. Loyola Maryland, 12/11/2018.

Seven Players Scored in Double Figures in a Game: Joe Smith (25), Johnny Rhodes (19), Sarunas Jasikevicius (18), Exree Hipp (16), Wayne Bristol (12), Keith Booth (11), Mario Lucas (10), Duane Simpkins (10) vs. Towson State, 12/23/1995.

Eight Players Scored in Double Figures in a Game: Joe Smith (25), Johnny Rhodes (19), Sarunas Jasikevicius (18), Exree Hipp (16), Wayne Bristol (12), Keith Booth (11), Mario Lucas (10), Duane Simpkins (10) vs. Towson State, 12/23/1995.

A Player had 20 points and 20 Rebounds in the Same Game: Joe Smith (31 pts, 21 rebs) vs. Texas, NCAA Second Round, 3/18/95. (Also had 7 blocks).

FIELD GOAL SHOOTING

Team shot 60 percent or better: .681 (32-47), vs. Minnesota (2/22/23).

Team shot 70 percent or better: .739 (34-46), vs. Waker Forest (1/28/86).

Team shot 80 percent or better: .833 (15-18), vs. South Carolina (1/9/71).

REBOUNDS

A Player Had 15 Rebounds: Julian Reese (16) at Nebraska, 2/19/2023.

A Player Had 16 Rebounds: Julian Reese (16) at Nebraska, 2/19/2023.

A Player Had 17 Rebounds: Jalen Smith (19) vs. Northwestern, 2/18/2020.

A Player Had 18 Rebounds: Jalen Smith (19) vs. Northwestern, 2/18/2020.

A Player Had 19 Rebounds: Jalen Smith (19) vs. Northwestern, 2/18/2020.

A Player Had 20 Rebounds: Joe Smith (21) vs. Texas, 3/18/1995.

A Player Had 25 Rebounds: Len Elmore (26) at Wake Forest, 2/27/1974.

A Guard Had 10 Rebounds: Jahmir Young (11) vs. No. 24 Ohio State, 1/8/2023.

Two Players Had Double-Figure Rebounds in the Same Game: Qudus Wahab (15) and Donta Scott (10) vs. George Washington, 11/9/2021.

Three Players Had Double-Figure Rebounds in the Same Game: Laron Profit (12), Keith Booth (11), Obinna Ekezie (10) vs. Chicago State, 12/2/1996.

DOUBLE-DOUBLES/TRIPLE-DOUBLES

A Player Had a Double/Double in Points and Rebounds: Julian Reese (17 points, 12 rebounds) at Ohio State (3/1).

A Guard Had a Double/Double in Points and Rebounds: Jahmir Young (30 points, 11 rebounds) vs. No. 24 Ohio State, 1/8/23.

A Player Had a Double/Double in Points and Assists: Anthony Cowan Jr. (13 points, 10 assists) vs. Nebraska, 2/11/20.

Two Players Had Double/Doubles in Points and Rebounds in the Same Game: Jalen Smith (12 pts, 10 rbs) and Donta Scott (10 pts, 10 rbs) vs. Nebraska, 2/11/20.

Three Players Had Double/Doubles in the Same Game: Jalen Smith (16 pts, 13 rebs), Donta Scott (10 pts, 10 rebs) and Anthony Cowan Jr. (13 pts, 10 asts) vs. Nebraska, 2/11/2020.

A Player Had Back-to-Back Double/Doubles: Julian Reese (2), 2/19/23 - 2/22/23.

A Player Had 3 Double/Doubles in a Row: Julian Reese (3), 2/19/23 - 2/26/23.

A Player Had 4 Double/Doubles in a Row: Julian Reese (4), 2/19/23 - 2/26/23.

A Player Had 5 Double/Doubles in a Row: Jalen Smith (9), 1/18/20 - 2/18/20.

A Player Had 6 Double/Doubles in a Row: Jalen Smith (9), 1/18/20 - 2/18/20.

A Player Had 7 Double /Doubles in a Row: Jalen Smith (9), 1/18/20 - 2/18/20.

A Player Had 8 Double /Doubles in a Row: Jalen Smith (9), 1/18/20 - 2/18/20.

A Player Had 9 Double /Doubles in a Row: Jalen Smith (9), 1/18/20 - 2/18/20.

ALL-TIMETRIPLE/DOUBLES:

Greivis Vasquez vs. North Carolina (35 points, 11 rebounds, 10 assists), 2/21/2009

Derrick Lewis vs. UMBC (32 points, 10 rebounds, 10 blocked shots), 2/17/1987

Derrick Lewis vs. James Madison (29 points, 23 rebounds, 12 blocked shots), 1/28/1987

ASSISTS

A Player Had 10 Assists in a Game: Anthony Cowan Jr. vs. Nebraska, 2/11/2020.

A Player Had 11 Assists in a Game: Melo Trimble (12) at North Carolina, 12/1/2015.

A Player Had 12 Assists in a Game: Melo Trimble (12) at North Carolina, 12/1/2015.

A Player Had 13 Assists in a Game: Pe'Shon Howard (13) vs. LIU Brooklyn, 11/16/2012.

A Player Had 14 Assists in a Game: Greivis Vasquez (15) vs. NC State, 2/9/2008.

A Player Had 15 Assists in a Game: Greivis Vasquez (15) vs. NC State, 2/9/2008.

BLOCKS

A Player Had 5 Blocks in a Game: Jalen Smith (6) vs. Rutgers (2/4/2020).

A Player Had 6 Blocks in a Game: Jalen Smith (6) vs. Rutgers (2/4/2020).

A Player Had 7 Blocks in a Game: Diamond Stone (8) at Nebraska (2/3/2016).

A Player Had 8 Blocks in a Game: Diamond Stone (8) at Nebraska (2/3/2016).

A Player Had 10 Blocks in a Game: Derrick Lewis (10) vs. UMES, 2/27/1987.

A Player Had 12 Blocks in a Game: Cedric Lewis (12) vs. South Florida, 1/20/1991.

STEALS

A Player Had 5 Steals in a Game: **Ian Martinez (5) vs. Niagara, 11/7/2022.**

A Player Had 6 Steals in a Game: **Jahmir Young (6) vs. Nebraska, 1/28/2023.**

A Player Had 7 Steals in a Game: Chris McCray (7) vs. Wagner, 1/4/2003.

A Player Had 8 Steals in a Game: Juan Dixon (8) vs. Florida State, 1/26/2002.

A Player Had 9 Steals in a Game: Johnny Rhodes (9) at North Carolina, 2/7/1996.

MISCELLANEOUS

A Player Topped the Team in Scoring, Rebounding and Assists for a Game: Julian Reese (17 points, 12 rebounds, 2 assists at Ohio State, 3/1/23).

A Player Hit a Shot with <5 seconds left to Win a Game: Darryl Morsell hit a deep 3-pointer at Minnesota with 1 second remaining, 2/26/20.

A Player Hit Last-Second Free Throws to Win a Game: Ian Martinez vs. Hofstra (11/19/21) hit two free throws with 4 seconds remaining to clinch a 69-67 win

An Opposing Player Hit a Last-Second Shot to Win a Game: Malik Hall (MSU) hit a gamewinning lay-up with 2 seconds left for a 65-63 win, 2/1/2022.

Player Played Every Minute of a Game: Anthony Cowan Jr. vs. Illinois (12/7/19)

Three True Freshmen Started A Game: Eric Ayala, Aaron Wiggins and Jalen Smith, 11/9/18 vs. Navy

TEAM

Maryland Ranked No. 1 in AP Top-25: Never.

Maryland Ranked No. 1 in Coaches Top-25: April 2, 2002

Maryland Defeated A No. 1-Ranked Opponent: 2/16/2013 at Comcast Center - Maryland 83, [2/1] Duke 81.

Maryland Defeated A Top-5 Ranked Opponent: 2/16/23 at XFINITY Center - Maryland 68, #3 Purdue 54

Maryland Defeated Back-to-Back Ranked Opponents at Home: 1/2/19 at XFINITY Center - Maryland 74, #24 Nebraska 72 and 1/11/19 at XFINITY Center - Maryland 78, #22 IU 75

Last Overtime Game: 2/19/23 - Nebraska 70, Maryland 66 (OT)

Last Overtime Victory at Home: 1/19/2016 - #5 Maryland 62, Northwestern 56

Last Overtime Victory on the Road: 1/12/22 - Maryland 94, Northwestern 87 (2OT)

Maryland Scored 100 Points or more: 1/15/21 - Maryland 100, Wingate 58

Maryland Had A Run of 20 Points: 11/29/20 - 21 pts - Maryland 79, Mount St. Mary's 61

Maryland Had A Run of 25 Points: 11/13/13 - 29 pts - at Maryland 67, ACU 44

Maryland Erased a 15-Point Deficit to Win: at Minnesota - trailed 47-30 with 0:43 left in the first half, 2/26/20

Maryland Erased a 16-Point Deficit to Win: at Minnesota - trailed 47-30 with 0:43 left in the first half, 2/26/20

Maryland Erased a 17-Point Deficit to Win: at Minnesota - trailed 47-30 with 0:43 left in the first half, 2/26/20

Maryland Erased a 18-Point Deficit to Win: vs. NC State (3/13/04, ACC Tournament)

Maryland Erased a 19-Point Deficit to Win: vs. NC State (3/13/04, ACC Tournament)

Maryland Erased a 20-Point Deficit to Win: vs. NC State (3/13/04, ACC Tournament)

Maryland Erased a 21-Point Deficit to Win: vs. NC State (3/13/04, ACC Tournament)

Maryland Erased a 22-Point Deficit to Win: at North Carolina, 1/8/97

Items in italics occurred in 2022-23

STARTING LINEUPS

Date	Opponent		Score	Starters					FG	%	3FG	%	FT	%	reb	a	stl	to	a/to	pts	pt%
11-07-22	Niagara	W	71-49	00 CAREY,D	01 YOUNG,J	10 REESE,J	13 HART,H	24 SCOTT,D	20-39	51	7-16	44	6-8	75	22	9	2	7	1.3	53	74.6
11-10-22	Western Caro.	W	71-51	00 CAREY,D	01 YOUNG,J	10 REESE,J	13 HART,H	24 SCOTT,D	21-46	46	1-11	09	11-13	85	32	6	5	6	1.0	54	76.1
11-15-22	Binghamton	W	76-52	00 CAREY,D	01 YOUNG,J	10 REESE,J	13 HART,H	24 SCOTT,D	24-46	52	2-10	20	6-9	67	30	9	4	6	1.5	56	73.7
11-19-22	vs. Saint Louis	W	95-67	00 CAREY,D	01 YOUNG,J	10 REESE,J	13 HART,H	24 SCOTT,D	24-48	50	9-23	39	15-20	75	23	9	5	6	1.5	72	75.8
11-20-22	vs. Miami (FL)	W	88-70	00 CAREY,D	01 YOUNG,J	10 REESE,J	13 HART,H	24 SCOTT,D	28-44	64	9-18	50	15-19	79	29	8	1	15	0.5	80	90.9
11-25-22	Coppin St.	W	95-79	00 CAREY,D	01 YOUNG,J	10 REESE,J	13 HART,H	24 SCOTT,D	28-57	49	3-20	15	24-30	80	30	10	5	6	1.7	83	87.4
11-29-22	at Louisville	W	79-54	00 CAREY,D	01 YOUNG,J	10 REESE,J	13 HART,H	24 SCOTT,D	20-37	54	7-18	39	10-16	63	22	11	6	4	2.8	57	72.2
12-02-22	Illinois	W	71-66	00 CAREY,D	01 YOUNG,J	10 REESE,J	13 HART,H	24 SCOTT,D	22-50	44	9-22	41	10-13	77	20	7	2	7	1.0	63	88.7
12-06-22	at Wisconsin	L	59-64	00 CAREY,D	01 YOUNG,J	10 REESE,J	13 HART,H	24 SCOTT,D	17-48	35	8-21	38	7-12	58	34	8	3	13	0.6	49	83.1
12-11-22	vs. #7 Tennessee	L	53-56	00 CAREY,D	01 YOUNG,J	10 REESE,J	13 HART,H	24 SCOTT,D	17-48	35	2-23	09	11-14	79	27	9	3	11	0.8	47	88.7
12-14-22	UCLA	L	60-87	00 CAREY,D	01 YOUNG,J	10 REESE,J	13 HART,H	24 SCOTT,D	11-33	33	3-17	18	7-9	78	19	4	1	8	0.5	32	53.3
12-22-22	Saint Peter's	W	75-45	01 YOUNG,J	13 HART,H	15 EMILIEN	23 MARTINEZ	24 SCOTT,D	20-33	61	5-11	45	14-21	67	14	11	3	5	2.2	59	78.7
12-29-22	UMBC	W	80-64	01 YOUNG,J	13 HART,H	15 EMILIEN	23 MARTINEZ	24 SCOTT,D	20-40	50	1-14	07	12-16	75	27	6	5	9	0.7	53	66.3
01-01-23	at Michigan	L	46-81	00 CAREY,D	01 YOUNG,J	10 REESE,J	13 HART,H	24 SCOTT,D	9-40	23	2-15	13	2-4	50	17	5	4	7	0.7	22	47.8
01-05-23	at Rutgers	L	50-64	01 YOUNG,J	10 REESE,J	11 BATCHELOR	13 HART,H	24 SCOTT,D	13-30	43	2-10	20	1-5	20	14	6	7	15	0.4	29	58.0
01-08-23	Ohio St.	W	80-73	00 CAREY,D	01 YOUNG,J	10 REESE,J	13 HART,H	24 SCOTT,D	22-50	44	5-13	38	25-29	86	33	6	4	9	0.7	74	92.5
01-15-23	at Iowa	L	67-81	00 CAREY,D	01 YOUNG,J	10 REESE,J	13 HART,H	24 SCOTT,D	23-48	48	4-13	31	6-9	67	24	8	5	10	0.8	56	83.6
01-19-23	Michigan	W	64-58	00 CAREY,D	01 YOUNG,J	10 REESE,J	13 HART,H	24 SCOTT,D	20-51	39	3-13	23	11-14	79	27	6	7	5	1.2	54	84.4
01-22-23	at Purdue	L	55-58	00 CAREY,D	01 YOUNG,J	10 REESE,J	13 HART,H	24 SCOTT,D	20-56	36	2-20	10	6-7	86	20	12	6	6	2.0	48	87.3
01-25-23	Wisconsin	W	73-55	00 CAREY,D	01 YOUNG,J	10 REESE,J	13 HART,H	24 SCOTT,D	26-46	57	5-12	42	8-10	80	23	14	4	7	2.0	65	89.0
01-28-23	Nebraska	W	82-63	00 CAREY,D	01 YOUNG,J	10 REESE,J	13 HART,H	24 SCOTT,D	19-44	43	7-18	39	20-22	91	18	15	6	7	2.1	65	79.3
01-31-23	Indiana	W	66-55	00 CAREY,D	01 YOUNG,J	10 REESE,J	13 HART,H	24 SCOTT,D	17-49	35	4-19	21	19-21	90	23	6	5	4	1.5	57	86.4
02-04-23	at Minnesota	W	81-46	00 CAREY,D	01 YOUNG,J	10 REESE,J	13 HART,H	24 SCOTT,D	24-39	62	5-8	63	4-7	57	20	12	7	2	6.0	57	70.4
02-07-23	at Michigan St.	L	58-63	00 CAREY,D	01 YOUNG,J	10 REESE,J	13 HART,H	24 SCOTT,D	18-43	42	3-18	17	11-14	79	16	11	3	8	1.4	50	86.2
02-11-23	Penn St.	W	74-68	00 CAREY,D	01 YOUNG,J	10 REESE,J	13 HART,H	24 SCOTT,D	23-45	51	6-16	38	14-19	74	25	12	4	7	1.7	66	89.2
02-16-23	Purdue	W	68-54	00 CAREY,D	01 YOUNG,J	10 REESE,J	13 HART,H	24 SCOTT,D	20-46	43	4-10	40	8-10	80	25	13	5	6	2.2	52	76.5
02-19-23	at Nebraska	Lot	66-70	00 CAREY,D	01 YOUNG,J	10 REESE,J	13 HART,H	24 SCOTT,D	18-54	33	6-18	33	9-13	69	33	8	1	10	0.8	51	77.3
02-22-23	Minnesota	W	88-70	00 CAREY,D	01 YOUNG,J	10 REESE,J	13 HART,H	24 SCOTT,D	29-40	73	6-8	75	16-24	67	25	9	5	8	1.1	80	90.9
02-26-23	Northwestern	W	75-59	00 CAREY,D	01 YOUNG,J	10 REESE,J	13 HART,H	24 SCOTT,D	25-46	54	11-19	58	3-6	50	22	14	2	6	2.3	64	85.3
03-02-23	at Ohio State	L	62-73	00 CAREY,D	01 YOUNG,J	10 REESE,J	13 HART,H	24 SCOTT,D	19-44	43	5-15	33	11-15	73	20	8	1	7	1.1	54	87.1
	Starter Averages								**21-45**	**46**	**5-16**	**31**	**11-14**	**75**	**23.8**	**9.1**	**4.0**	**7.6**	**1.2**	**56.7**	**80.0**
	Bench Averages								**5-11**	**43**	**2-5**	**37**	**3-5**	**69**	**10.3**	**2.4**	**1.2**	**3.0**	**0.8**	**14.2**	**20.0**

Starting Lineup Used					Games	Record
00 CAREY,D	01 YOUNG,J	10 REESE,J	13 HART,H	24 SCOTT,D	27	18-9
01 YOUNG,J	13 HART,H	15 EMILIEN,P	23 MARTINEZ,I	24 SCOTT,D	2	2-0
01 YOUNG,J	10 REESE,J	11 BATCHELOR,N	13 HART,H	24 SCOTT,D	1	0-1

INDIVIDUAL

LED MARYLAND IN SCORING

(includes ties)	Overall	B1G
Jahmir Young	14	13
Julian Reese	8	5
Donta Scott	3	0
Hakim Hart	2	1
Don Carey	1	0
Jahari Long	1	1
Ian Martinez	1	0

LED MARYLAND IN REBOUNDING

	Overall	B1G
Julian Reese	13	8
Donta Scott	10	6
Jahmir Young	3	2
Patrick Emilien	3	2
Hakim Hart	2	1
Ian Martinez	2	2
Noah Batchelor	1	1
Don Carey	1	0

LED MARYLAND IN ASSISTS

	Overall	B1G
Jahmir Young	15	9
Hakim Hart	9	7
Donta Scott	7	5
Jahari Long	6	1
Julian Reese	3	3
Don Carey	3	2
Ian Martinez	1	0

LED MARYLAND IN BLOCKS

	Overall	B1G
Julian Reese	11	8
Donta Scott	10	6
Patrick Emilien	6	4
Jahmir Young	6	2
Caelum Swanton-Rodger	3	3
Hakim Hart	2	2
Ian Martinez	2	1
Noah Batchelor	1	1

LED MARYLAND IN STEALS

	Overall	B1G
Jahmir Young	12	10
Hakim Hart	12	8
Julian Reese	8	4
Donta Scott	7	4
Don Carey	5	4
Ian Martinez	3	2
Jahari Long	3	1
Patrick Emilien	3	1
Noah Batchelor	1	1

Double-figure scoring games — Young 26, Hart 19, Reese 18, Scott 17, Carey 9, Martinez 4, Emilien 2

20-point scoring games — Young 7, Hart 4, Scott 2, Reese 2

30-point scoring games — Young 1

Double-figure rebounding games — Reese 7, Scott 4, Young 1

Double-figure assists games — None

DOUBLE-DOUBLES

Player	Statistics	Opponent
Julian Reese	19 pts, 12 rebs	Western Carolina, 11/10
Julian Reese	24 pts, 10 rebs	Coppin State, 11/25
Jahmir Young	30 pts, 11 rebs	No. 24 Ohio State, 1/8
Donta Scott	15 pts, 11 rebs	at Iowa, 1/15
Donta Scott	14 pts, 11 rebs	Wisconsin, 1/25
Julian Reese	10 pts, 11 rebs	No. 21 Indiana, 1/31
Julian Reese	16 pts, 16 rebs	at Nebraska, 2/19
Julian Reese	21 pts, 12 rebs	vs. Nebraska, 2/22
Julian Reese	12 pts, 10 rebs	vs. #21 Northwestern, 2/26
Julian Reese	17 pts, 12 rebs	at Ohio State, 3/1

TERP TENDENCIES

Maryland's Record	Overall	Strk.	Last W/L
Overall Record	20-10	L2	Minnesota, 3/2/22
Home	16-1	W11	Iowa, 2/10/22
Road	2-8	L3	at Nebraska, 2/18/22
Neutral	2-1	L1	vs. Louisville, 11/27/21
Leading at the half	18-0	W23	Rutgers, 1/15/22
Trailing at the half	2-10	L2	Brown, 12/30/21
Leading with 5:00 to play	19-1	W2	at Purdue, 2/13/22
Trailing with 5:00 to play	0-9	L17	at NU, 1/12/22
In overtime	0-1	L1	at CLEM, 3/2/14
In double overtime	0-0	W1	at CLEM, 3/2/14
Shooting .500 or better	9-0	W11	vs. Bama, 3/22/21
Shooting.451-.499	5-1	L1	Iowa, 2/10/22
Shooting .400-.450	4-3	L1	at NU, 1/12/22
Shooting below .400	1-6	L2	Vermont, 11/13/21
Opp. shooting .500 or better	3-3	W2	at Indiana, 1/26/20
Opp. shooting.451-.499	3-2	L1	Penn State, 2/21/22
Opp. shooting.400-.450	5-3	L2	at Purdue, 2/13/22
Opp. shooting below .400	8-2	W2	Va Tech, 12/1/21
Higher FG% than opp.	15-1	W8	MSU, 2/1/22
Lower FG% than opp.	4-9	L3	Hofstra, 11/19/21
More 3-point FGs	10-7	L1	Ohio State, 2/27/22
Fewer 3-point FGs	7-3	W1	at Purdue, 2/13/22
Making more free throws	16-2	W2	MSU, 2/1/22
Making fewer free throws	3-8	L1	at Nebraska, 2/18/22
Outrebounding opponent	14-5	W1	MSU, 2/1/22
Outrebounded by opp.	4-5	L1	PSU, 2/21/22
More turnovers than opp.	1-6	L6	at Indiana, 2/24/22
Fewer turnovers than opp.	16-3	L1	Ohio State, 2/27/22
Scoring more bench pts.	9-5	L2	at Indiana, 2/24/22
Scoring fewer bench pts.	10-5	L1	Ohio State, 2/27/22

Maryland's Record	Overall	Strk.	Last W/L
Games decided by <3	0-2	L5	vs. Florida, 12/12/21
Games decided by 4-8	4-3	L1	at Iowa, 1/3/22
Games decided by 9-12	1-1	L1	Minnesota, 3/2/22
Games decided by 13-19	7-2	W2	at Ohio State, 2/6/22
Games decided by 20+	7-2	W1	Lehigh, 12/28/21
vs. Top-10 opponent	0-2	L8	at #6 WISC, 12/28/20
vs. Top-25 opponent	4-3	W2	at #16 UCLA, 2/13/22
vs. Unranked opponent	15-7	L1	Minnesota, 3/2/22
Player scores 30+ pts.	1-0	W11	vs. UNC, 3/9/12
Player scores 20+ pts.	11-1	W5	at Indiana, 2/24/22
Terps score under 60 pts.	0-6	L15	Rutgers, 2/4/20
Terps score 60-69 pts.	2-4	L2	PSU, 2/21/22
Terps score 70-79 pts.	9-0	W10	Iowa, 1/3/22
Terps score 80-89 pts.	6-0	W7	Iowa, 2/10/22
Terps score 90-99 pts.	2-0	W26	at UNC, 2/3/09
Terps score 80+ pts.	8-0	W10	Iowa, 2/10/22
Terps score 90+ pts.	2-0	W34	at UNC, 2/3/09
Terps score 100+ pts.	0-0	W52	Duke, 2/10/90
Opp. player scores 30+ pts.	0-1	L1	Iowa, 2/10/22
Opp. player scores 20+ pts.	3-4	L4	at Indiana, 2/24/22
Opp. score under 60 pts.	10-2	W4	at Penn State, 2/5/21
Opp. score 60-69 pts.	5-3	W1	at Purdue, 2/13/22
Opp. score 70-79 pts.	4-2	L1	Minnesota, 3/2/22
Opp, score 80-89 pts.	0-3	L5	vs. Richmond, 11/25/21
Opp. score 90-99 pts.	0-0	L3	at ILL, 12/3/17
Opp. score 100+ pts.	0-0	L1	at VT, 2/27/10 (2ot)
In November	7-0	W8	vs. Richmond, 11/25/21
In December	3-3	W2	NW, 12/5/21
In January	6-3	W3	at Rutgers, 1/25/22
In February	4-2	W2	at Indiana, 2/24/22
In March	0-1	L2	Minnesota, 3/2/22

Note: Last W/L column identifies the last time the opposite result in the streak happened. For example, if Maryland had a winning streak of 5 games, its last loss would be in the W/L column.

MARYLAND'S LARGEST

LEAD

Overall: 42 (2nd-4:01, 78-36, at Minnesota, 2/4/23)

B1G: 42 (2nd-4:01, 78-36, at Minnesota, 2/4/23)

DEFICIT

Overall: 38 (2nd-5:46, 79-41, vs. #16 UCLA, 12/14); (2nd-9:43, 65-27, at Michigan)

B1G: 38 (2nd-9:43, 65-27, at Michigan)

DEFICIT IN VICTORY

Overall: 8 (2nd-16:19, 37-29, #3 Purdue)

B1G: 8 (2nd-16:19, 37-29, #3 Purdue)

MARGIN OF VICTORY

Overall: 35 (81-46) at Minnesota, 2/4/23

B1G: 35 (81-46) at Minnesota, 2/4/23

MARGIN OF DEFEAT

Overall: 35 (81-46 at Michigan, 1/1/23)

B1G: 35 (81-46 at Michigan, 1/1/23)

HALFTIME LEAD

Overall: 24 vs. Saint Louis (11/19/22)

B1G: 20 at Minnesota (2/4/23)

HALFTIME DEFICIT

Overall: 31 (44-13 at Michigan, 1/3/23)

B1G: 31 (44-13 at Michigan, 1/3/23)

HOME CROWD

Overall: 17,950 (sellout) vs. Penn State (2/11), vs. #3 Purdue(2/16), vs. #21 Northwestern (2/26)

B1G: 17,950 (sellout) vs. Penn State (2/11), vs. #3 Purdue (2/16)

ROAD CROWD

Overall: 15,395 at Nebraska, 2/19

B1G: 15,395 at Nebraska, 2/19

NEUTRAL CROWD

Overall: 8,756 vs. Saint Louis, 11/19

2022-23 Maryland Men's Basketball
Combined Team Statistics
All games

as of Mar 02, 2023

Game Records

Record	Overall	Home	Away	Neutral
ALL GAMES	20-10	16-1	2-8	2-1
CONFERENCE	11-8	10-0	1-8	0-0
NON-CONFERENCE	9-2	6-1	1-0	2-1

Score by Periods

Team	1st	2nd	OT	TOT
Maryland	988	1132	8	2128
Opponents	932	951	12	1895

Team Box Score

No.	Player				Total		3-Point		F-Throw		Rebounds										
		GP-GS	MIN	AVG	FG-FGA	FG%	3FG-3FGA	3FG%	FT-FTA	FT%	OFF	DEF	TOT	AVG	PF	DQ	A	TO	BLK	STL	PTS	AVG
1	YOUNG, Jahmir	30-30	924:50	30.8	163-380	.429	37-117	.316	115-139	.827	34	106	140	4.7	34	0	98	64	13	36	478	15.9
13	HART, Hakim	30-30	972:03	32.4	121-244	.496	35-103	.340	76-93	.817	24	106	130	4.3	44	0	75	35	6	34	353	11.8
24	SCOTT, Donta	30-30	937:43	31.3	134-333	.402	38-125	.304	43-56	.768	48	130	178	5.9	55	0	45	41	25	19	349	11.6
10	REESE, Julian	29-28	784:11	27.0	137-214	.640	0-0	.000	57-110	.518	75	138	213	7.3	94	2	27	57	34	21	331	11.4
0	CAREY, Donald	30-27	719:32	24.0	65-180	.361	46-142	.324	33-37	.892	9	47	56	1.9	44	1	31	28	1	13	209	7.0
23	MARTINEZ, Ian	30-2	552:35	18.4	59-133	.444	22-54	.407	36-46	.783	20	58	78	2.6	67	1	19	26	8	13	176	5.9
15	EMILIEN, Patrick	27-2	471:17	17.5	23-44	.523	2-6	.333	31-42	.738	33	49	82	3.0	49	1	7	13	20	9	79	2.9
2	LONG, Jahari	30-0	316:14	10.5	25-59	.424	10-24	.417	13-21	.619	5	16	21	0.7	34	0	37	18	0	8	73	2.4
11	BATCHELOR, Noah	20-1	144:54	7.2	10-36	.278	8-31	.258	7-12	.583	2	23	25	1.3	15	0	5	8	2	2	35	1.8
20	CORNISH, Ike	19-0	98:49	5.2	10-26	.385	3-15	.200	6-8	.750	3	3	6	0.3	11	0	0	7	0	2	29	1.5
35	SWANTON-RODGER, Caelum	19-0	71:19	3.8	7-9	.778	0-0	.000	2-6	.333	7	8	15	0.8	20	0	0	4	3	0	16	0.8
30	DICK, Carson	2-0	01:35	0.8	0-0	.000	0-0	.000	0-0	.000	0	0	0	0.0	0	0	0	0	0	0	0	0.0
31	REVAZ, Arnaud	6-0	14:19	2.4	0-1	.000	0-0	.000	0-0	.000	1	2	3	0.5	5	0	0	0	0	0	0	0.0
32	KARKUS, Brett	3-0	02:52	1.0	0-0	.000	0-0	.000	0-0	.000	0	0	0	0.0	2	0	0	0	0	0	0	0.0
12	DZIUBA, Pavlo	6-0	12:47	2.1	0-1	.000	0-0	.000	0-0	.000	0	1	1	0.2	1	0	0	1	0	0	0	0.0
Team											32	42	74					16				
Total		**30**	**6025**		**754-1660**	**.454**	**201-617**	**.326**	**419-570**	**.735**	**293**	**729**	**1022**	**34.1**	**475**	**5**	**344**	**318**	**112**	**157**	**2128**	**70.9**
Opponents		**30**	**6025**		**696-1647**	**.423**	**164-520**	**.315**	**339-460**	**.737**	**276**	**683**	**959**	**32.0**	**547**	**10**	**327**	**359**	**102**	**137**	**1895**	**63.2**

Team Statistics

	MD	OPP
Scoring	**2128**	**1895**
Points per game	70.9	63.2
Scoring margin	+7.8	-
Field goals-att	**754-1660**	**696-1647**
Field goal pct	.454	.423
3 point fg-att	**201-617**	**164-520**
3-point FG pct	.326	.315
3-pt FG made per game	6.7	5.5
Free throws-att	**419-570**	**339-460**
Free throw pct	.735	.737
F-Throws made per game	14.0	11.3
Rebounds	**1022**	**959**
Rebounds per game	34.1	32.0
Rebounding margin	+2.1	-
Assists	**344**	**327**
Assists per game	11.5	10.9
Turnovers	**318**	**359**
Turnovers per game	10.6	12.0
Turnover margin	+1.4	-
Assist/turnover ratio	1.1	0.9
Steals	**157**	**137**
Steals per game	5.2	4.6
Blocks	**112**	**102**
Blocks per game	3.7	3.4
Winning streak	**0**	**-**
Home win streak	11	-
Attendance	**238777**	**126551**
Home games-Avg/Game	17-14046	10-12655
Neutral site-Avg/Game	-	3-7269

Team Results

Date	Opponent		Score	Att.
11/07/2022	Niagara	W	71-49	10715
11/10/2022	Western Caro.	W	71-51	10528
11/15/2022	Binghamton	W	76-52	10349
11/19/2022	vs Saint Louis	W	95-67	8756
11/20/2022	vs Miami (FL)	W	88-70	5022
11/25/2022	Coppin St.	W	95-79	10902
11/29/2022	at Louisville	W	79-54	12211
12/02/2022	Illinois	W	71-66	16380
12/06/2022	at Wisconsin	L	59-64	14666
12/11/2022	vs Tennessee	L	53-56	8028
12/14/2022	UCLA	L	60-87	16625
12/22/2022	Saint Peter's	W	75-45	11636
12/29/2022	UMBC	W	80-64	13522
01/01/2023	at Michigan	L	46-81	12176
01/05/2023	at Rutgers	L	50-64	8000
01/08/2023	Ohio St.	W	80-73	12497
01/15/2023	at Iowa	L	67-81	13376
01/19/2023	Michigan	W	64-58	12656
01/22/2023	at Purdue	L	55-58	14876
01/25/2023	Wisconsin	W	73-55	14407
01/28/2023	Nebraska	W	82-63	15864
01/31/2023	Indiana	W	66-55	14583
02/04/2023	at Minnesota	W	81-46	9255
02/07/2023	at Michigan St.	L	58-63	14797
02/11/2023	Penn St.	W	74-68	17950
02/16/2023	Purdue	W	68-54	17950
02/19/2023	at Nebraska	Lot	66-70	15395
02/22/2023	Minnesota	W	88-70	14263
02/26/2023	Northwestern	W	75-59	17950
03/01/2023	at Ohio St.	L	62-73	11799

2022-23 Maryland Men's Basketball
Combined Team Statistics
In Conference games

as of Mar 02, 2023

Game Records

Record	Overall	Home	Away	Neutral
ALL GAMES	11-8	10-0	1-8	0-0
CONFERENCE	11-8	10-0	1-8	0-0
NON-CONFERENCE	0-0	0-0	0-0	0-0

Score by Periods

Team	1st	2nd	OT	TOT
Maryland	591	686	8	1285
Opponents	612	597	12	1221

Team Box Score

No.	Player				Total		3-Point		F-Throw		Rebounds											
		GP-GS	MIN	AVG	FG-FGA	FG%	3FG-3FGA	3FG%	FT-FTA	FT%	OFF	DEF	TOT	AVG	PF	DQ	A	TO	BLK	STL	PTS	AVG
1	YOUNG, Jahmir	19-19	622:46	32.8	112-259	.432	30-81	.370	74-89	.831	26	62	88	4.6	23	0	60	39	4	29	328	17.3
10	REESE, Julian	19-19	538:18	28.3	92-152	.605	0-0	.000	32-64	.500	46	94	140	7.4	66	1	18	41	24	12	216	11.4
13	HART, Hakim	19-19	648:35	34.1	71-159	.447	23-66	.348	42-51	.824	11	66	77	4.1	32	0	56	26	3	21	207	10.9
24	SCOTT, Donta	19-19	603:58	31.8	76-208	.365	21-73	.288	25-31	.806	30	79	109	5.7	29	0	27	23	13	10	198	10.4
0	CAREY, Donald	19-18	445:08	23.4	37-99	.374	27-76	.355	18-19	.947	2	23	25	1.3	27	1	21	14	1	10	119	6.3
23	MARTINEZ, Ian	19-0	360:01	18.9	31-73	.425	14-31	.452	22-26	.846	11	34	45	2.4	42	1	10	14	5	6	98	5.2
15	EMILIEN, Patrick	17-0	291:21	17.1	14-25	.560	2-4	.500	19-25	.760	23	25	48	2.8	36	1	5	9	10	5	49	2.9
2	LONG, Jahari	19-0	169:01	8.9	14-34	.412	6-16	.375	4-6	.667	3	7	10	0.5	18	0	15	5	0	1	38	2.0
35	SWANTON-RODGER, Caelum	9-0	35:39	4.0	5-7	.714	0-0	.000	2-3	.667	4	5	9	1.0	11	0	0	2	3	0	12	1.3
20	CORNISH, Ike	10-0	42:42	4.3	5-13	.385	1-8	.125	1-2	.500	1	0	1	0.1	7	0	0	4	0	2	12	1.2
11	BATCHELOR, Noah	9-1	57:39	6.4	2-12	.167	1-9	.111	3-5	.600	1	7	8	0.9	7	0	2	5	1	1	8	0.9
30	DICK, Carson	1-0	00:11	0.2	0-0	.000	0-0	.000	0-0	.000	0	0	0	0.0	0	0	0	0	0	0	0	0.0
31	REVAZ, Arnaud	1-0	03:48	3.8	0-0	.000	0-0	.000	0-0	.000	0	0	0	0.0	1	0	0	0	0	0	0	0.0
32	KARKUS, Brett	1-0	01:11	1.2	0-0	.000	0-0	.000	0-0	.000	0	0	0	0.0	0	0	0	0	0	0	0	0.0
12	DZIUBA, Pavlo	2-0	04:41	2.3	0-1	.000	0-0	.000	0-0	.000	0	1	1	0.5	0	0	0	0	0	0	0	0.0
Team											25	22	47					7				
Total		**19**	**3825**		**459-1042**	**.440**	**125-364**	**.343**	**242-321**	**.754**	**183**	**425**	**608**	**32.0**	**299**	**4**	**214**	**189**	**64**	**97**	**1285**	**67.6**
Opponents		**19**	**3825**		**446-992**	**.450**	**107-317**	**.338**	**222-289**	**.768**	**148**	**439**	**587**	**30.9**	**319**	**7**	**224**	**215**	**79**	**83**	**1221**	**64.3**

Team Statistics

	MD	OPP
Scoring	**1285**	**1221**
Points per game	67.6	64.3
Scoring margin	+3.4	-
Field goals-att	**459-1042**	**446-992**
Field goal pct	.440	.450
3 point fg-att	**125-364**	**107-317**
3-point FG pct	.343	.338
3-pt FG made per game	6.6	5.6
Free throws-att	**242-321**	**222-289**
Free throw pct	.754	.768
F-Throws made per game	12.7	11.7
Rebounds	**608**	**587**
Rebounds per game	32.0	30.9
Rebounding margin	+1.1	-
Assists	**214**	**224**
Assists per game	11.3	11.8
Turnovers	**189**	**215**
Turnovers per game	9.9	11.3
Turnover margin	+1.4	-
Assist/turnover ratio	1.1	1.0
Steals	**97**	**83**
Steals per game	5.1	4.4
Blocks	**64**	**79**
Blocks per game	3.4	4.2
Winning streak	**0**	**-**
Home win streak	10	-
Attendance	**154500**	**114340**
Home games-Avg/Game	10-15450	9-12704
Neutral site-Avg/Game	-	0-0

Team Results

Date	Opponent		Score	Att.
12/02/2022	Illinois	W	71-66	16380
12/06/2022	at Wisconsin	L	59-64	14666
01/01/2023	at Michigan	L	46-81	12176
01/05/2023	at Rutgers	L	50-64	8000
01/08/2023	Ohio St.	W	80-73	12497
01/15/2023	at Iowa	L	67-81	13376
01/19/2023	Michigan	W	64-58	12656
01/22/2023	at Purdue	L	55-58	14876
01/25/2023	Wisconsin	W	73-55	14407
01/28/2023	Nebraska	W	82-63	15864
01/31/2023	Indiana	W	66-55	14583
02/04/2023	at Minnesota	W	81-46	9255
02/07/2023	at Michigan St.	L	58-63	14797
02/11/2023	Penn St.	W	74-68	17950
02/16/2023	Purdue	W	68-54	17950
02/19/2023	at Nebraska	Lot	66-70	15395
02/22/2023	Minnesota	W	88-70	14263
02/26/2023	Northwestern	W	75-59	17950
03/01/2023	at Ohio St.	L	62-73	11799

2022-23 Maryland Men's Basketball
Season/Career Statistics
All games

as of Mar 02, 2023

Summary

	Season Statistics										Career Statistics									
Player	GP-GS	MIN/G	FG%	3FG%	FT%	R/G	A/G	STL	BLK	PTS/G	GP-GS	MIN/G	FG%	3FG%	FT%	R/G	A/G	STL	BLK	PTS/G
BATCHELOR, Noah	20-1	7.2	.278	.258	.583	1.3	0.3	2	2	1.8	20-1	7.2	.278	.258	.583	1.3	0.3	2	2	1.8
CAREY, Donald	30-27	24.0	.361	.324	.892	1.9	1.0	13	1	7.0	146-135	29.5	.412	.377	.861	3.0	2.3	146	12	9.8
CORNISH, Ike	19-0	5.2	.385	.200	.750	0.3	0.0	2	0	1.5	19-0	5.2	.385	.200	.750	0.3	0.0	2	0	1.5
DICK, Carson	2-0	0.8	.000	.000	.000	0.0	0.0	0	0	0.0	2-0	0.8	.000	.000	.000	0.0	0.0	0	0	0.0
DZIUBA, Pavlo	6-0	2.1	.000	.000	.000	0.2	0.0	0	0	0.0	22-0	3.5	.400	.500	.500	0.3	0.0	2	1	0.3
EMILIEN, Patrick	27-2	17.5	.523	.333	.738	3.0	0.3	9	20	2.9	131-45	19.4	.438	.282	.649	3.7	0.7	57	72	5.4
HART, Hakim	30-30	32.4	.496	.340	.817	4.3	2.5	34	6	11.8	111-80	25.9	.479	.317	.809	3.3	1.8	107	23	8.3
KARKUS, Brett	3-0	1.0	.000	.000	.000	0.0	0.0	0	0	0.0	5-0	1.0	.000	.000	.000	0.0	0.0	0	0	0.0
LONG, Jahari	30-0	10.5	.424	.417	.619	0.7	1.2	8	0	2.4	54-2	9.4	.376	.351	.655	0.7	1.0	12	0	1.8
MARTINEZ, Ian	30-2	18.4	.444	.407	.783	2.6	0.6	13	8	5.9	83-3	15.7	.429	.347	.782	2.1	0.8	49	32	4.6
REESE, Julian	29-28	27.0	.640	.000	.518	7.3	0.9	21	34	11.4	61-29	22.1	.565	.304	.609	5.8	0.7	35	57	8.4
REVAZ, Arnaud	6-0	2.4	.000	.000	.000	0.5	0.0	0	0	0.0	13-0	2.5	.250	.000	.500	0.7	0.1	0	0	0.2
SCOTT, Donta	30-30	31.3	.402	.304	.768	5.9	1.5	19	25	11.6	124-109	29.2	.437	.336	.754	5.4	1.3	81	78	10.3
SWANTON-RODGER, Caelum	19-0	3.8	.778	.000	.333	0.8	0.0	0	3	0.8	19-0	3.8	.778	.000	.333	0.8	0.0	0	3	0.8
YOUNG, Jahmir	30-30	30.8	.429	.316	.827	4.7	3.3	36	13	15.9	115-115	34.0	.439	.343	.829	5.2	3.1	141	44	16.5

Scoring

	Season Statistics								Career Statistics							
Player	FG-FGA	FG%	3FG-3FGA	3FG%	FT-FTA	FT%	PTS	PTS/G	FG-FGA	FG%	3FG-3FGA	3FG%	FT-FTA	FT%	PTS	PTS/G
BATCHELOR, Noah	10-36	.278	8-31	.258	7-12	.583	35	1.8	10-36	.278	8-31	.258	7-12	.583	35	1.8
CAREY, Donald	65-180	.361	46-142	.324	33-37	.892	209	7.0	469-1137	.412	244-647	.377	242-281	.861	1424	9.8
CORNISH, Ike	10-26	.385	3-15	.200	6-8	.750	29	1.5	10-26	.385	3-15	.200	6-8	.750	29	1.5
DICK, Carson	0-0	.000	0-0	.000	0-0	.000	0	0.0	0-0	.000	0-0	.000	0-0	.000	0	0.0
DZIUBA, Pavlo	0-1	.000	0-0	.000	0-0	.000	0	0.0	2-5	.400	1-2	.500	1-2	.500	6	0.3
EMILIEN, Patrick	23-44	.523	2-6	.333	31-42	.738	79	2.9	266-608	.438	48-170	.282	126-194	.649	706	5.4
HART, Hakim	121-244	.496	35-103	.340	76-93	.817	353	11.8	314-655	.479	99-312	.317	190-235	.809	917	8.3
KARKUS, Brett	0-0	.000	0-0	.000	0-0	.000	0	0.0	0-1	.000	0-1	.000	0-0	.000	0	0.0
LONG, Jahari	25-59	.424	10-24	.417	13-21	.619	73	2.4	32-85	.376	13-37	.351	19-29	.655	96	1.8
MARTINEZ, Ian	59-133	.444	22-54	.407	36-46	.783	176	5.9	132-308	.429	41-118	.347	79-101	.782	384	4.6
REESE, Julian	137-214	.640	0-0	.000	57-110	.518	331	11.4	204-361	.565	7-23	.304	98-161	.609	513	8.4
REVAZ, Arnaud	0-1	.000	0-0	.000	0-0	.000	0	0.0	1-4	.250	0-0	.000	1-2	.500	3	0.2
SCOTT, Donta	134-333	.402	38-125	.304	43-56	.768	349	11.6	464-1062	.437	151-450	.336	196-260	.754	1275	10.3
SWANTON-RODGER, Caelum	7-9	.778	0-0	.000	2-6	.333	16	0.8	7-9	.778	0-0	.000	2-6	.333	16	0.8
YOUNG, Jahmir	163-380	.429	37-117	.316	115-139	.827	478	15.9	631-1437	.439	185-540	.343	452-545	.829	1899	16.5

Totals

	Season Statistics								Career Statistics							
Player	O-REB	D-REB	TOTAL	PF	FO	A	TO	A/TO	O-REB	D-REB	TOTAL	PF	FO	A	TO	A/TO
BATCHELOR, Noah	2	23	25	15	0	5	8	0.6	2	23	25	15	0	5	8	0.6
CAREY, Donald	9	47	56	44	1	31	28	1.1	77	365	442	245	6	336	298	1.1
CORNISH, Ike	3	3	6	11	0	0	7	0.0	3	3	6	11	0	0	7	0.0
DICK, Carson	0	0	0	0	0	0	0	0.0	0	0	0	0	0	0	0	0.0
DZIUBA, Pavlo	0	1	1	1	0	0	1	0.0	1	5	6	11	0	0	5	0.0
EMILIEN, Patrick	33	49	82	49	1	7	13	0.5	164	320	484	198	2	92	143	0.6
HART, Hakim	24	106	130	44	0	75	35	2.1	74	291	365	154	0	203	97	2.1
KARKUS, Brett	0	0	0	2	0	0	0	0.0	0	0	0	2	0	0	0	0.0
LONG, Jahari	5	16	21	34	0	37	18	2.1	8	29	37	44	0	54	36	1.5
MARTINEZ, Ian	20	58	78	67	1	19	26	0.7	31	140	171	152	4	70	68	1.0
REESE, Julian	75	138	213	94	2	27	57	0.5	144	211	355	178	6	40	96	0.4
REVAZ, Arnaud	1	2	3	5	0	0	0	0.0	2	7	9	9	0	1	3	0.3
SCOTT, Donta	48	130	178	55	0	45	41	1.1	174	497	671	225	1	164	155	1.1
SWANTON-RODGER, Caelum	7	8	15	20	0	0	4	0.0	7	8	15	20	0	0	4	0.0
YOUNG, Jahmir	34	106	140	34	0	98	64	1.5	90	507	597	122	0	357	245	1.5

2022-23 Maryland Men's Basketball Season Schedule/Results & Leaders
All games

as of Mar 02, 2023

Game Records

Record	Overall	Home	Away	Neutral
ALL GAMES	20-10	16-1	2-8	2-1
CONFERENCE	11-8	10-0	1-8	0-0
NON-CONFERENCE	9-2	6-1	1-0	2-1

Team Results

Date	Opponent		Score	Att.	High Points	High Rebounds
11/07/2022	Niagara	W	71-49	10715	(18) SCOTT, Donta	(7) YOUNG, Jahmir
						(7) REESE, Julian
11/10/2022	Western Caro.	W	71-51	10528	(19) REESE, Julian	(12) REESE, Julian
11/15/2022	Binghamton	W	76-52	10349	(19) REESE, Julian	(9) SCOTT, Donta
11/19/2022	vs Saint Louis	W	95-67	8756	(25) SCOTT, Donta	(7) EMILIEN, Patrick
11/20/2022	vs Miami (FL)	W	88-70	5022	(24) SCOTT, Donta	(8) SCOTT, Donta
11/25/2022	Coppin St.	W	95-79	10902	(24) REESE, Julian	(10) REESE, Julian
11/29/2022	at Louisville	W	79-54	12211	(18) SCOTT, Donta	(7) REESE, Julian
12/02/2022	Illinois	W	71-66	16380	(24) YOUNG, Jahmir	(7) REESE, Julian
12/06/2022	at Wisconsin	L	59-64	14666	(17) YOUNG, Jahmir	(10) SCOTT, Donta
12/11/2022	vs Tennessee	L	53-56	8028	(18) YOUNG, Jahmir	(8) SCOTT, Donta
						(8) REESE, Julian
12/14/2022	UCLA	L	60-87	16625	(16) MARTINEZ, Ian	(6) HART, Hakim
						(6) SCOTT, Donta
12/22/2022	Saint Peter's	W	75-45	11636	(20) HART, Hakim	(8) CAREY, Donald
12/29/2022	UMBC	W	80-64	13522	(19) CAREY, Donald	(9) SCOTT, Donta
01/01/2023	at Michigan	L	46-81	12176	(9) LONG, Jahari	(5) SCOTT, Donta
						(5) BATCHELOR, Noah
01/05/2023	at Rutgers	L	50-64	8000	(13) YOUNG, Jahmir	(7) MARTINEZ, Ian
01/08/2023	Ohio St.	W	80-73	12497	(30) YOUNG, Jahmir	(11) YOUNG, Jahmir
01/15/2023	at Iowa	L	67-81	13376	(20) YOUNG, Jahmir	(11) SCOTT, Donta
01/19/2023	Michigan	W	64-58	12656	(26) YOUNG, Jahmir	(9) REESE, Julian
01/22/2023	at Purdue	L	55-58	14876	(19) REESE, Julian	(7) YOUNG, Jahmir
01/25/2023	Wisconsin	W	73-55	14407	(22) YOUNG, Jahmir	(11) SCOTT, Donta
01/28/2023	Nebraska	W	82-63	15864	(18) YOUNG, Jahmir	(7) EMILIEN, Patrick
01/31/2023	Indiana	W	66-55	14583	(20) YOUNG, Jahmir	(11) REESE, Julian
02/04/2023	at Minnesota	W	81-46	9255	(16) REESE, Julian	(6) SCOTT, Donta
02/07/2023	at Michigan St.	L	58-63	14797	(17) YOUNG, Jahmir	(6) EMILIEN, Patrick
						(6) HART, Hakim
						(6) MARTINEZ, Ian
02/11/2023	Penn St.	W	74-68	17950	(23) HART, Hakim	(10) SCOTT, Donta
02/16/2023	Purdue	W	68-54	17950	(20) YOUNG, Jahmir	(9) REESE, Julian
02/19/2023	at Nebraska	Lot	66-70	15395	(16) YOUNG, Jahmir	(16) REESE, Julian
					(16) REESE, Julian	
02/22/2023	Minnesota	W	88-70	14263	(21) REESE, Julian	(12) REESE, Julian
02/26/2023	Northwestern	W	75-59	17950	(18) YOUNG, Jahmir	(10) REESE, Julian
03/01/2023	at Ohio St.	L	62-73	11799	(17) REESE, Julian	(12) REESE, Julian

2022-23 Maryland Men's Basketball
Team Game-by-Game
All games

as of Mar 02, 2023

				Total		3-Pointers		Free throws		Rebounds										
Opponent	Date	Score		FG-FGA	PCT	3FG-3FGA	PCT	FT-FTA	PCT	OFF	DEF	TOT	AVG	PF	A	TO	BLK	STL	PTS	AVG
Niagara	11/07/2022	71-49	W	25-51	.490	9-20	.450	12-14	.857	11	21	32	32.0	14	12	10	8	9	71	71.0
Western Caro.	11/10/2022	71-51	W	27-61	.443	2-19	.105	15-19	.789	8	33	41	36.5	14	10	12	5	7	71	71.0
Binghamton	11/15/2022	76-52	W	31-64	.484	4-20	.200	10-16	.625	11	31	42	38.3	16	14	7	4	8	76	72.7
vs Saint Louis	11/19/2022	95-67	W	32-63	.508	13-32	.406	18-28	.643	15	26	41	39.0	18	14	11	4	7	95	78.3
vs Miami (FL)	11/20/2022	88-70	W	30-50	.600	9-21	.429	19-23	.826	11	28	39	39.0	12	12	18	3	3	88	80.2
Coppin St.	11/25/2022	95-79	W	33-68	.485	4-21	.190	25-32	.781	18	22	40	39.2	18	12	11	3	6	95	82.7
at Louisville	11/29/2022	79-54	W	28-56	.500	9-24	.375	14-25	.560	8	30	38	39.0	19	14	12	3	7	79	82.1
Illinois	12/02/2022	71-66	W	24-54	.444	9-23	.391	14-18	.778	10	21	31	38.0	13	9	11	3	3	71	80.8
at Wisconsin	12/06/2022	59-64	L	21-55	.382	10-24	.417	7-12	.583	8	29	37	37.9	20	9	14	6	4	59	78.3
vs Tennessee	12/11/2022	53-56	L	17-52	.327	2-24	.083	17-22	.773	8	32	40	38.1	20	9	12	5	3	53	75.8
UCLA	12/14/2022	60-87	L	21-52	.404	10-27	.370	8-12	.667	8	25	33	37.6	13	10	16	2	1	60	74.4
Saint Peter's	12/22/2022	75-45	W	25-47	.532	8-21	.381	17-26	.654	5	25	30	37.0	14	16	8	5	3	75	74.4
UMBC	12/29/2022	80-64	W	26-54	.481	6-24	.250	22-32	.688	7	31	38	37.1	18	7	12	6	6	80	74.8
at Michigan	01/01/2023	46-81	L	18-68	.265	5-25	.200	5-9	.556	9	21	30	36.6	24	7	13	3	6	46	72.8
at Rutgers	01/05/2023	50-64	L	19-46	.413	8-22	.364	4-9	.444	9	20	29	36.1	17	10	20	2	9	50	71.3
Ohio St.	01/08/2023	80-73	W	24-52	.462	5-13	.385	27-33	.818	14	26	40	36.3	17	7	12	2	4	80	71.8
at Iowa	01/15/2023	67-81	L	28-59	.475	5-16	.313	6-9	.667	10	17	27	35.8	14	8	12	0	5	67	71.5
Michigan	01/19/2023	64-58	W	24-58	.414	3-15	.200	13-17	.765	15	20	35	35.7	12	7	6	2	7	64	71.1
at Purdue	01/22/2023	55-58	L	22-59	.373	3-21	.143	8-9	.889	13	17	30	35.4	18	14	9	2	7	55	70.3
Wisconsin	01/25/2023	73-55	W	28-50	.560	6-14	.429	11-14	.786	8	24	32	35.3	10	15	8	5	5	73	70.4
Nebraska	01/28/2023	82-63	W	25-56	.446	8-23	.348	24-26	.923	11	20	31	35.0	16	16	10	4	8	82	71.0
Indiana	01/31/2023	66-55	W	18-53	.340	5-22	.227	25-29	.862	10	23	33	35.0	12	7	5	5	6	66	70.7
at Minnesota	02/04/2023	81-46	W	33-63	.524	9-21	.429	6-11	.545	11	22	33	34.9	22	17	5	0	9	81	71.2
at Michigan St.	02/07/2023	58-63	L	20-51	.392	3-22	.136	15-18	.833	5	26	31	34.7	16	13	8	4	3	58	70.6
Penn St.	02/11/2023	74-68	W	25-47	.532	6-16	.375	18-23	.783	4	24	28	34.4	12	12	10	4	5	74	70.8
Purdue	02/16/2023	68-54	W	25-53	.472	5-11	.455	13-16	.813	10	25	35	34.5	12	14	8	2	5	68	70.7
at Nebraska	02/19/2023	66-70	Lot	23-69	.333	7-22	.318	13-19	.684	15	30	45	34.9	24	13	12	8	3	66	70.5
Minnesota	02/22/2023	88-70	W	32-47	.681	7-13	.538	17-26	.654	6	23	29	34.6	16	10	9	5	5	88	71.1
Northwestern	02/26/2023	75-59	W	28-52	.538	14-22	.636	5-8	.625	7	21	28	34.4	8	17	7	4	2	75	71.2
at Ohio St.	03/01/2023	62-73	L	22-50	.440	7-19	.368	11-15	.733	8	16	24	34.1	16	9	10	3	1	62	70.9
Total		**2128**		**754-1660**	**.454**	**201-617**	**.326**	**419-570**	**.735**	**293**	**729**	**1022**	**34.1**	**475**	**344**	**318**	**112**	**157**	**2128**	**70.9**
Opponents		1895		696-1647	.423	164-520	.315	339-460	.737	276	683	959	32.0	547	327	359	102	137	1895	63.2

Maryland Averages

Games Played	Points/ game	FG Pct	3FG Pct	FT Pct	Rebounds/ game	Assists/ game	Turnovers/ game	Assist/Turnover ratio	Steals/ game	Blocks/ game
30	70.9	45.4	32.6	73.5	34.1	11.5	10.6	1.1	5.2	3.7

2022-23 Maryland Men's Basketball
Opponents Game-by-Game
All games

as of Mar 02, 2023

				Total		3-Pointers		Free throws		Rebounds										
Opponent	Date	Score		FG-FGA	PCT	3FG-3FGA	PCT	FT-FTA	PCT	OFF	DEF	TOT	AVG	PF	A	TO	BLK	STL	PTS	AVG
Niagara	11/07/2022	71-49	W	22-55	.400	0-6	.000	5-8	.625	13	15	28	28.0	12	13	12	3	3	49	49.0
Western Caro.	11/10/2022	71-51	W	17-63	.270	7-28	.250	10-13	.769	14	26	40	34.0	23	6	17	1	5	51	50.0
Binghamton	11/15/2022	76-52	W	21-61	.344	4-21	.190	6-12	.500	13	25	38	35.3	19	6	15	3	0	52	50.7
vs Saint Louis	11/19/2022	95-67	W	21-58	.362	5-20	.250	20-24	.833	13	22	35	35.3	22	8	14	2	3	67	54.8
vs Miami (FL)	11/20/2022	88-70	W	28-62	.452	5-20	.250	9-12	.750	8	12	20	32.2	21	8	10	1	6	70	57.8
Coppin St.	11/25/2022	95-79	W	28-51	.549	9-19	.474	14-23	.609	6	20	26	31.2	27	15	16	1	8	79	61.3
at Louisville	11/29/2022	79-54	W	19-56	.339	4-16	.250	12-17	.706	7	26	33	31.4	19	6	13	3	3	54	60.3
Illinois	12/02/2022	71-66	W	27-61	.443	5-20	.250	7-8	.875	13	20	33	31.6	18	8	12	7	5	66	61.0
at Wisconsin	12/06/2022	59-64	L	20-47	.426	7-21	.333	17-27	.630	3	27	30	31.4	18	14	8	3	7	64	61.3
vs Tennessee	12/11/2022	53-56	L	19-66	.288	7-21	.333	11-21	.524	21	27	48	33.1	21	12	11	3	6	56	60.8
UCLA	12/14/2022	60-87	L	35-63	.556	5-12	.417	12-14	.857	4	26	30	32.8	17	13	4	2	13	87	63.2
Saint Peter's	12/22/2022	75-45	W	17-56	.304	4-16	.250	7-11	.636	17	21	38	33.3	24	6	17	1	2	45	61.7
UMBC	12/29/2022	80-64	W	23-64	.359	7-24	.292	11-16	.688	12	24	36	33.5	23	10	15	3	5	64	61.8
at Michigan	01/01/2023	46-81	L	28-56	.500	3-11	.273	22-29	.759	9	40	49	34.6	11	15	13	4	6	81	63.2
at Rutgers	01/05/2023	50-64	L	23-51	.451	6-17	.353	12-14	.857	8	20	28	34.1	11	11	13	6	11	64	63.3
Ohio St.	01/08/2023	80-73	W	24-55	.436	9-19	.474	16-19	.842	7	19	26	33.6	28	8	12	3	7	73	63.9
at Iowa	01/15/2023	67-81	L	33-55	.600	6-14	.429	9-13	.692	7	23	30	33.4	15	19	9	6	7	81	64.9
Michigan	01/19/2023	64-58	W	23-55	.418	8-28	.286	4-8	.500	13	23	36	33.6	18	10	12	5	2	58	64.5
at Purdue	01/22/2023	55-58	L	20-52	.385	2-13	.154	16-18	.889	15	25	40	33.9	14	13	15	6	3	58	64.2
Wisconsin	01/25/2023	73-55	W	21-53	.396	7-17	.412	6-7	.857	7	15	22	33.3	14	11	8	2	2	55	63.7
Nebraska	01/28/2023	82-63	W	24-45	.533	6-14	.429	9-15	.600	4	21	25	32.9	18	15	15	1	3	63	63.7
Indiana	01/31/2023	66-55	W	21-56	.375	3-11	.273	10-12	.833	12	28	40	33.2	20	11	12	3	2	55	63.3
at Minnesota	02/04/2023	81-46	W	13-38	.342	2-14	.143	18-24	.750	6	21	27	33.0	13	11	16	4	1	46	62.5
at Michigan St.	02/07/2023	58-63	L	22-50	.440	9-20	.450	10-13	.769	2	28	30	32.8	17	14	10	1	3	63	62.5
Penn St.	02/11/2023	74-68	W	27-53	.509	12-26	.462	2-4	.500	3	20	23	32.4	19	10	13	6	4	68	62.8
Purdue	02/16/2023	68-54	W	22-50	.440	2-13	.154	8-10	.800	3	20	23	32.1	17	11	7	5	4	54	62.4
at Nebraska	02/19/2023	66-70	Lot	24-58	.414	3-16	.188	19-25	.760	10	34	44	32.5	17	9	10	8	6	70	62.7
Minnesota	02/22/2023	88-70	W	26-54	.481	7-10	.700	11-16	.688	8	13	21	32.1	19	16	11	1	5	70	63.0
Northwestern	02/26/2023	75-59	W	24-53	.453	5-19	.263	6-7	.857	9	19	28	32.0	12	9	7	2	2	59	62.8
at Ohio St.	03/01/2023	62-73	L	24-50	.480	5-14	.357	20-20	1.000	9	23	32	32.0	20	9	12	6	3	73	63.2
Total		**1895**		**696-1647**	**.423**	**164-520**	**.315**	**339-460**	**.737**	**276**	**683**	**959**	**32.0**	**547**	**327**	**359**	**102**	**137**	**1895**	**63.2**
Maryland		2128		754-1660	.454	201-617	.326	419-570	.735	293	729	1022	34.1	475	344	318	112	157	2128	70.9

Opponents Averages

Games Played	Points/ game	FG Pct	3FG Pct	FT Pct	Rebounds/ game	Assists/ game	Turnovers/ game	Assist/Turnover ratio	Steals/ game	Blocks/ game
30	63.2	42.3	31.5	73.7	32.0	10.9	12.0	0.9	4.6	3.4

Official Basketball Box Score - Final

Niagara at Maryland

11/07/22 XFINITY Center, College Park
2022-23 Men's Basketball

Game Time: 7:00 PM
Game Duration: 1:46
Attendance: 10,715

Officials: Brian Dorsey, Greg Langsford, Michael Kitts Jr.

Niagara - 49 **Record: 0-1**

NO.	Name		Min	FG M-A	3P M-A	FT M-A	Rebounds OR	DR	TOT	Fouls PF	FD	TP	AS	TO	ST	Blocks BS	BA	+/-
22	Sam Iorio	F	31:28	5-9	0-0	2-2	3	2	5	4	2	12	1	2	0	1	2	-16
1	Bryce Moore	G	21:17	3-6	0-0	0-0	1	1	2	2	0	6	0	1	1	0	1	-14
4	Braxton Bayless	G	33:29	7-12	0-0	0-0	1	5	6	0	3	14	6	4	0	0	1	-22
11	Aaron Gray	G	32:06	4-14	0-2	1-2	2	2	4	0	2	9	2	0	2	0	2	-20
21	Noah Thomasson	G	29:02	1-9	0-1	0-2	1	2	3	3	2	2	2	2	0	0	1	-13
2	Lance Erving		16:13	0-1	0-1	0-0	0	1	1	0	0	0	1	1	0	0	0	-7
14	David Mitchell		26:29	1-2	0-1	0-0	3	0	3	1	3	2	0	0	0	1	0	-12
5	Keith Kiner III		04:48	1-2	0-1	2-2	0	0	0	0	2	4	1	1	0	1	1	1
55	Harlan Obioha		03:44	0-0	0-0	0-0	1	0	1	1	0	0	0	0	0	0	0	-7
0	Shane Lancaster		01:24	0-0	0-0	0-0	0	0	0	1	0	0	0	0	0	0	0	0
Team							1	2	3			0		1				
Totals				22-55	0-6	5-8	13	15	28	12	14	49	13	12	3	3	8	-22

Technical Fouls::NONE

Shooting By Period		
1st FG%	12-29	41.4%
3PT%	0-2	0.0%
FT%	3-4	75%
2nd FG%	10-26	38.5%
3PT%	0-4	0.0%
FT%	2-4	50%
GM FG%	22-55	40.0%
3PT%	0-6	0.0%
FT%	5-8	62.5%

Dead Ball Rebounds: 2, 0

Maryland - 71 **Record: 1-0**

NO.	Name		Min	FG M-A	3P M-A	FT M-A	Rebounds OR	DR	TOT	Fouls PF	FD	TP	AS	TO	ST	Blocks BS	BA	+/-
10	Julian Reese	F	26:08	3-5	0-0	1-2	2	5	7	3	3	7	2	1	0	1	1	16
24	Donta Scott	F	35:10	7-13	4-5	0-0	3	3	6	1	1	18	0	1	1	2	0	19
0	Donald Carey	G	27:27	2-7	1-6	0-0	0	0	0	0	0	5	0	0	0	0	0	9
1	Jahmir Young	G	29:40	5-10	1-3	3-4	2	5	7	0	3	14	4	3	0	2	1	16
13	Hakim Hart	G	28:51	3-4	1-2	2-2	0	2	2	2	2	9	3	2	1	1	0	28
2	Jahari Long		10:20	2-3	1-1	0-0	0	0	0	2	0	5	2	1	1	0	0	6
23	Ian Martinez		16:14	0-4	0-2	2-2	2	1	3	2	1	2	1	1	5	0	0	10
15	Patrick Emilien		14:17	1-3	0-0	2-2	1	1	2	3	1	4	0	1	1	1	1	7
11	Noah Batchelor		09:05	1-1	1-1	0-0	0	1	1	0	0	3	0	0	0	1	0	-1
20	Ike Cornish		01:24	0-0	0-0	2-2	1	1	2	0	1	2	0	0	0	0	0	0
35	Caelum Swanton-Rodger		01:24	1-1	0-0	0-0	0	0	0	1	0	2	0	0	0	0	0	0
Team							0	2	2			0		0				
Totals				25-51	9-20	12-14	11	21	32	14	12	71	12	10	9	8	3	22

Technical Fouls::NONE

Shooting By Period		
1st FG%	11-24	45.8%
3PT%	5-11	45.5%
FT%	7-8	87.5%
2nd FG%	14-27	51.9%
3PT%	4-9	44.4%
FT%	5-6	83.3%
GM FG%	25-51	49.0%
3PT%	9-20	45.0%
FT%	12-14	85.7%

Dead Ball Rebounds: 2, 0

	Eagles	Terps
Biggest lead	1 (1st 17:53)	22 (2nd 1:30)
Best Scoring Run	5(1st 9:02)	9(2nd 10:33)
Lead Changes	2	
Times Tied	1	
Time with Lead	00:17	38:34

Points from	Eagles	Terps
Turnovers	10	17
Paint	34	26
Second Chance	8	14
Fast Breaks	2	17
Bench	6	18

Period by Period Scoring	1st	2nd	TOT
Eagles	27	22	49
Terps	34	37	71

Official Basketball Box Score - Final

Western Caro. at Maryland

11/10/22 XFINITY Center, College Park
2022-23 Men's Basketball

Game Time: 7:00 PM
Game Duration: 1:55
Attendance: 10,528

Officials: Bill Ek, Josh White, Michael Griffith

Western Caro. - 51 **Record: 0-2**

NO.	Name		Min	FG M-A	3P M-A	FT M-A	Rebounds OR	DR	TOT	Fouls PF	FD	TP	AS	TO	ST	Blocks BS	BA	+/-
0	Tyzhaun Claude	F	18:56	5-11	0-0	2-2	4	3	7	4	1	12	1	3	0	1	0	-7
1	Russell Jones Jr.	G	23:31	2-4	2-4	1-2	0	2	2	3	2	7	1	1	2	0	0	-7
2	Vonterius Woolbright	G	30:28	2-10	0-1	0-1	1	5	6	4	3	4	2	4	1	0	1	-12
3	Tre Jackson	G	29:39	1-8	1-6	4-4	1	4	5	1	5	7	0	4	1	0	0	-27
4	Tyler Harris	G	24:39	3-7	2-5	0-0	1	2	3	2	0	8	0	1	0	0	0	-28
5	DJ Campbell		22:49	1-3	0-0	0-0	0	2	2	2	0	2	2	0	1	0	1	-6
24	Bernard Pelote		17:21	0-9	0-8	1-2	1	2	3	1	1	1	0	0	0	0	0	-6
32	Colin Granger		12:44	0-5	0-0	0-0	1	3	4	2	0	0	0	0	0	0	2	-19
13	Marcus Kell		11:33	3-5	2-4	0-0	2	2	4	1	1	8	0	1	0	0	0	6
23	Marlow Gilmore		08:20	0-1	0-0	2-2	1	0	1	3	1	2	0	2	0	0	1	6
Team							2	1	3			0		1				
Totals				17-63	7-28	10-13	14	26	40	23	14	51	6	17	5	1	5	-20

Technical Fouls::NONE

Shooting By Period		
1st FG%	6-30	20.0%
3PT%	2-12	16.7%
FT%	1-2	50%
2nd FG%	11-33	33.3%
3PT%	5-16	31.3%
FT%	9-11	81.8%
GM FG%	17-63	27.0%
3PT%	7-28	25.0%
FT%	10-13	76.9%

Dead Ball Rebounds: 2, 0

Maryland - 71 **Record: 2-0**

NO.	Name		Min	FG M-A	3P M-A	FT M-A	Rebounds OR	DR	TOT	Fouls PF	FD	TP	AS	TO	ST	Blocks BS	BA	+/-
10	Julian Reese	F	22:24	7-9	0-0	5-5	4	8	12	2	6	19	1	1	1	0	0	16
24	Donta Scott	F	27:59	3-8	0-3	1-2	2	4	6	2	2	7	1	3	1	1	0	21
0	Donald Carey	G	23:35	1-7	0-4	0-0	0	4	4	0	2	2	1	1	1	0	0	17
1	Jahmir Young	G	25:33	6-15	0-1	4-4	1	4	5	0	4	16	1	0	1	2	0	20
13	Hakim Hart	G	26:48	4-7	1-3	1-2	0	5	5	1	4	10	2	1	1	0	0	32
23	Ian Martinez		15:37	2-3	0-1	2-2	0	3	3	4	2	6	2	1	0	0	0	9
15	Patrick Emilien		19:11	0-1	0-0	1-2	0	0	0	0	2	1	0	0	1	2	1	21
2	Jahari Long		14:27	2-4	0-1	1-2	0	0	0	1	1	5	2	3	1	0	0	0
20	Ike Cornish		11:43	1-4	0-3	0-0	1	0	1	3	0	2	0	1	0	0	0	-8
11	Noah Batchelor		06:31	1-3	1-3	0-0	0	1	1	0	0	3	0	1	0	0	0	-8
35	Caelum Swanton-Rodger		03:55	0-0	0-0	0-0	0	1	1	1	0	0	0	0	0	0	0	-10
12	Pavlo Dziuba		02:17	0-0	0-0	0-0	0	0	0	0	0	0	0	0	0	0	0	-10
Team							0	3	3			0		0				
Totals				27-61	2-19	15-19	8	33	41	14	23	71	10	12	7	5	1	20

Technical Fouls::NONE

Shooting By Period		
1st FG%	12-31	38.7%
3PT%	0-8	0.0%
FT%	7-10	70%
2nd FG%	15-30	50.0%
3PT%	2-11	18.2%
FT%	7-10	70%
GM FG%	27-61	44.3%
3PT%	2-19	10.5%
FT%	15-19	78.9%

Dead Ball Rebounds: 4, 0

	WCU	Terps
Biggest lead	0 (1st 20:00)	33 (2nd 3:28)
Best Scoring Run	9(2nd 1:49)	11(2nd 7:38)
Lead Changes	0	
Times Tied	0	
Time with Lead	00:00	38:44

Points from	WCU	Terps
Turnovers	12	22
Paint	20	46
Second Chance	8	10
Fast Breaks	10	19
Bench	13	17

Period by Period Scoring	1st	2nd	TOT
WCU	15	36	51
Terps	32	39	71

Official Basketball Box Score - Final

Binghamton at Maryland

11/15/22 XFINITY Center, College Park
2022-23 Men's Basketball

Game Time: 7:00 PM
Game Duration: 2:03
Attendance: 10,349

Officials: D.J. Carstensen, Steve McJunkins, King Whetstone

Binghamton - 52 **Record: 2-1**

NO.	Name		Min	FG M-A	3P M-A	FT M-A	Rebounds OR	DR	TOT	Fouls PF	FD	TP	AS	TO	ST	Blocks BS	BA	+/-
1	Tariq Balogun	F	15:51	2-4	0-0	1-2	0	2	2	1	3	5	0	1	0	1	0	-17
0	John McGriff	G	24:16	5-11	0-3	2-2	0	1	1	3	1	12	0	2	0	0	1	-30
3	Jacob Falko	G	16:53	0-1	0-1	0-0	0	3	3	0	3	0	2	3	0	0	0	-24
10	Miles Gibson	G	28:48	3-12	1-5	0-0	1	4	5	2	2	7	1	0	0	1	1	-26
24	Christian Hinckson	G	17:55	1-4	1-2	0-0	0	3	3	5	0	3	0	2	0	0	0	-20
30	Matt Solomon		20:11	2-9	1-5	0-0	2	2	4	2	0	5	2	2	0	0	1	5
4	Masud Stewart		18:40	2-10	0-2	0-0	0	1	1	2	2	4	1	2	0	0	1	1
11	Dan Petcash		22:05	3-4	0-1	0-0	1	1	2	2	0	6	0	2	0	0	0	-13
13	Taveion White		15:44	0-1	0-0	2-2	3	2	5	0	2	2	0	0	0	0	0	-1
21	Ogheneyole Akuwovo		17:25	2-3	0-0	1-6	5	3	8	2	3	5	0	1	0	1	0	-3
15	Ador Athuai		02:12	1-2	1-2	0-0	0	1	1	0	0	3	0	0	0	0	0	8
Team							1	2	3			0		0				
Totals				21-61	4-21	6-12	13	25	38	19	16	52	6	15	0	3	4	-24

Technical Fouls::NONE

Shooting By Period		
1st FG%	9-25	36.0%
3PT%	2-8	25.0%
FT%	3-6	50%
2nd FG%	12-36	33.3%
3PT%	2-13	15.4%
FT%	3-6	50%
GM FG%	21-61	34.4%
3PT%	4-21	19.0%
FT%	6-12	50.0%

Dead Ball Rebounds: 2, 0

Maryland - 76 **Record: 3-0**

NO.	Name		Min	FG M-A	3P M-A	FT M-A	Rebounds OR	DR	TOT	Fouls PF	FD	TP	AS	TO	ST	Blocks BS	BA	+/-
10	Julian Reese	F	25:44	8-9	0-0	3-5	4	3	7	1	9	19	0	1	1	2	1	28
24	Donta Scott	F	24:15	5-15	0-2	0-0	4	5	9	2	1	10	1	2	1	1	1	26
0	Donald Carey	G	20:17	3-6	1-4	0-0	0	2	2	2	0	7	1	2	0	0	0	22
1	Jahmir Young	G	21:19	3-6	0-1	1-2	1	3	4	1	2	7	5	1	0	0	0	20
13	Hakim Hart	G	21:53	5-10	1-3	2-2	1	7	8	0	2	13	2	0	2	0	1	21
23	Ian Martinez		15:07	2-6	0-1	0-0	0	2	2	3	1	4	0	0	0	0	0	8
15	Patrick Emilien		19:24	1-2	0-1	1-1	0	4	4	3	1	3	1	0	1	1	0	10
2	Jahari Long		17:48	0-1	0-1	0-2	0	1	1	1	1	0	4	0	2	0	0	11
11	Noah Batchelor		14:16	1-5	1-5	1-2	0	1	1	0	1	4	0	0	1	0	0	1
20	Ike Cornish		12:57	3-4	1-2	2-2	0	0	0	1	1	9	0	1	0	0	0	-11
35	Caelum Swanton-Rodger		01:20	0-0	0-0	0-0	0	0	0	0	0	0	0	0	0	0	0	-4
31	Arnaud Revaz		04:10	0-0	0-0	0-0	1	1	2	2	0	0	0	0	0	0	0	-7
32	Brett Karkus		01:30	0-0	0-0	0-0	0	0	0	0	0	0	0	0	0	0	0	-5
Team							0	2	2			0		0				
Totals				31-64	4-20	10-16	11	31	42	16	19	76	14	7	8	4	3	24

Technical Fouls::NONE

Shooting By Period		
1st FG%	20-38	52.6%
3PT%	2-12	16.7%
FT%	2-4	50%
2nd FG%	11-26	42.3%
3PT%	2-8	25.0%
FT%	8-12	66.7%
GM FG%	31-64	48.4%
3PT%	4-20	20.0%
FT%	10-16	62.5%

Dead Ball Rebounds: 3, 0

	BING	UMD
Biggest lead	0 (1st 20:00)	32 (2nd 8:29)
Best Scoring Run	8(2nd 0:00)	8(1st 18:10)
Lead Changes	0	
Times Tied	0	
Time with Lead	00:00	38:56

Points from	BING	UMD
Turnovers	0	19
Paint	20	48
Second Chance	11	15
Fast Breaks	4	18
Bench	25	20

Period by Period Scoring	1st	2nd	TOT
BING	23	29	52
UMD	44	32	76

Official Basketball Box Score - Final

Saint Louis at Maryland

11/19/22 Mohegan Sun Arena, Uncasville
2022-23 Men's Basketball

Game Time: 1:00 PM
Game Duration: 1:54

Officials: DJ Carstensen, Brian Dorsey, Ron Tyburski

Saint Louis - 67 **Record: 3-1**

NO.	Name		Min	FG M-A	3P M-A	FT M-A	Rebounds OR	DR	TOT	Fouls PF	FD	TP	AS	TO	ST	Blocks BS	BA	+/-
3	Javonte Perkins	F	18:50	6-12	2-6	3-3	0	2	2	4	2	17	0	2	1	0	0	-12
5	Francis Okoro	F	25:13	3-6	0-0	0-0	4	2	6	2	1	6	0	3	0	1	0	-17
1	Yuri Collins	G	34:23	3-11	0-1	6-6	2	1	3	2	5	12	6	6	3	1	0	2	-26
4	Javon Pickett	G	17:30	2-4	0-1	0-0	1	1	2	5	0	4	2	0	0	0	1	-13
24	Gibson Jimerson	G	28:17	2-9	2-6	0-0	0	3	3	2	0	6	0	2	1	0	1	-22
20	Fred Thatch Jr.		11:14	1-2	1-1	0-0	0	0	0	0	0	3	0	0	0	0	0	-8
10	Jake Forrester		14:47	1-4	0-0	4-6	3	3	6	1	4	6	0	1	0	0	0	-11
21	Sincere Parker		17:07	2-5	0-2	7-8	0	8	8	2	5	11	0	2	0	0	0	-13
22	Terrence Hargrove Jr.		22:52	0-3	0-3	0-1	1	0	1	2	1	0	0	1	0	1	0	-14
0	Kellen Thames		04:10	0-0	0-0	0-0	0	0	0	2	0	0	0	0	0	0	0	-2
2	Larry Hughes Jr.		05:37	1-2	0-0	0-0	0	0	0	0	0	2	0	0	0	0	0	-2
Team							2	2	4			0		0				
Totals				21-58	5-20	20-24	13	22	35	23	18	67	8	14	3	2	4	-28

Technical Fouls: Coach 2nd 20:00

Shooting By Period		
1st FG%	8-32	25.0%
3PT%	3-11	27.3%
FT%	8-10	80%
2nd FG%	13-26	50.0%
3PT%	2-9	22.2%
FT%	12-14	85.7%
GM FG%	21-58	36.2%
3PT%	5-20	25.0%
FT%	20-24	83.3%

Dead Ball Rebounds: 2, 0

Maryland - 95 **Record: 4-0**

NO.	Name		Min	FG M-A	3P M-A	FT M-A	Rebounds OR	DR	TOT	Fouls PF	FD	TP	AS	TO	ST	Blocks BS	BA	+/-
10	Julian Reese	F	25:51	2-3	0-0	0-4	2	3	5	3	6	4	3	2	2	2	0	17
24	Donta Scott	F	26:44	8-13	2-5	7-7	2	3	5	3	4	25	1	1	1	1	0	27
0	Donald Carey	G	26:57	4-10	4-10	4-5	1	5	6	1	3	16	2	0	0	0	0	19
1	Jahmir Young	G	23:30	4-12	1-5	2-2	0	3	3	2	1	11	1	3	1	0	1	14
13	Hakim Hart	G	28:44	6-10	2-3	2-2	3	1	4	0	2	16	2	0	1	0	0	23
15	Patrick Emilien		21:20	0-1	0-1	0-0	1	6	7	2	1	0	0	0	0	1	0	18
2	Jahari Long		17:27	1-2	1-1	3-4	0	1	1	2	2	6	4	1	1	0	0	17
23	Ian Martinez		18:00	6-8	2-4	0-2	3	1	4	3	2	14	1	0	1	0	0	10
20	Ike Cornish		04:22	0-1	0-0	0-0	0	0	0	0	0	0	0	0	0	0	0	0
11	Noah Batchelor		03:59	1-3	1-3	0-2	0	1	1	2	1	3	0	0	0	0	1	-1
35	Caelum Swanton-Rodger		02:38	0-0	0-0	0-0	1	0	1	0	0	0	0	0	0	0	0	-2
31	Arnaud Revaz		00:28	0-0	0-0	0-0	0	0	0	0	0	0	0	0	0	0	0	-2
Team							2	2	4			0		4				
Totals				32-63	13-32	18-28	15	26	41	18	22	95	14	11	7	4	2	28

Technical Fouls::NONE

Shooting By Period		
1st FG%	19-37	51.4%
3PT%	9-19	47.4%
FT%	4-7	57.1%
2nd FG%	13-26	50.0%
3PT%	4-13	30.8%
FT%	14-21	66.7%
GM FG%	32-63	50.8%
3PT%	13-32	40.6%
FT%	18-28	64.3%

Dead Ball Rebounds: 4, 0

	STL	MAR
Biggest lead	0 (1st 20:00)	32 (2nd 3:21)
Best Scoring Run	6(2nd 16:27)	10(1st 5:12)
Lead Changes	0	
Times Tied	1	
Time with Lead	00:00	38:40

Points from	STL	MAR
Turnovers	12	15
Paint	24	36
Second Chance	6	17
Fast Breaks	6	14
Bench	22	23

Period by Period Scoring	1st	2nd	TOT
STL	27	40	67
MAR	51	44	95

Official Basketball Box Score - Final

Miami (FL) at Maryland

11/20/22 Mohegan Sun Arena, Uncasville
2022-23 Men's Basketball

Game Time: 1:00 PM
Game Duration: 1:59

Officials: Brian Dorsey, DJ Carstensen, Jamie Luckie

Miami (FL) - 70 Record: 4-1

NO.	Name		Min	FG M-A	3P M-A	FT M-A	Rebounds OR	DR	TOT	Fouls PF	FD	TP	AS	TO	ST	Blocks BS	BA	+/-
15	Norchad Omier	F	31:08	6-10	1-2	1-2	3	3	6	4	3	14	0	3	2	0	0	-14
2	Isaiah Wong	G	34:12	8-17	2-5	4-5	0	2	2	3	3	22	3	1	2	0	1	-18
11	Jordan Miller	G	35:40	7-14	1-5	3-3	3	0	3	3	3	18	2	1	0	1	1	-10
24	Nijel Pack	G	30:16	3-10	1-4	0-0	0	0	0	0	2	7	1	0	1	0	1	-9
55	Wooga Poplar	G	09:28	2-3	0-0	0-0	0	0	0	4	1	4	0	1	0	0	0	-6
4	Bensley Joseph		22:05	0-1	0-1	1-2	0	3	3	3	0	1	1	3	0	0	0	-19
12	Favour Aire		02:45	0-0	0-0	0-0	0	0	0	1	0	0	0	0	0	0	0	-1
0	AJ Casey		08:02	0-1	0-1	0-0	0	2	2	2	0	0	0	0	0	0	0	-3
5	Harlond Beverly		17:14	2-5	0-2	0-0	0	0	0	1	0	4	1	0	1	0	0	-3
1	Anthony Walker		07:15	0-1	0-0	0-0	0	0	0	0	0	0	0	0	0	0	0	-7
3	Christian Watson		01:55	0-0	0-0	0-0	0	0	0	0	0	0	0	0	0	0	0	0
Team							2	2	4			0		0				
Totals				28-62	5-20	9-12	8	12	20	21	12	70	8	9	6	1	3	-18

Technical Fouls::NONE

Shooting By Period		
1st FG%	13-31	41.9%
3PT%	2-10	20.0%
FT%	6-7	85.7%
2nd FG%	15-31	48.4%
3PT%	3-10	30.0%
FT%	3-5	60%
GM FG%	28-62	45.2%
3PT%	5-20	25.0%
FT%	9-12	75.0%

Dead Ball Rebounds: 1, 0

Maryland - 88 Record: 5-0

NO.	Name		Min	FG M-A	3P M-A	FT M-A	Rebounds OR	DR	TOT	Fouls PF	FD	TP	AS	TO	ST	Blocks BS	BA	+/-
10	Julian Reese	F	32:59	7-8	0-0	3-5	4	3	7	3	4	17	2	3	1	2	1	17
24	Donta Scott	F	28:28	9-12	3-4	3-4	2	6	8	4	3	24	3	1	0	0	0	30
0	Donald Carey	G	30:26	4-9	4-9	0-0	2	3	5	2	2	12	0	5	0	0	0	22
1	Jahmir Young	G	27:01	4-8	1-2	4-4	0	5	5	0	3	13	3	5	0	0	0	7
13	Hakim Hart	G	34:28	4-7	1-3	5-6	0	4	4	1	5	14	0	1	0	0	0	10
15	Patrick Emilien		17:13	1-1	0-0	0-0	2	2	4	0	1	2	0	1	1	0	0	-11
23	Ian Martinez		14:19	0-3	0-2	4-4	0	1	1	1	3	4	1	0	0	0	0	4
2	Jahari Long		13:06	1-2	0-1	0-0	0	2	2	1	0	2	3	1	1	0	0	11
11	Noah Batchelor		00:40	0-0	0-0	0-0	0	1	1	0	0	0	0	0	0	0	0	0
20	Ike Cornish		00:40	0-0	0-0	0-0	0	0	0	0	0	0	0	0	0	0	0	0
35	Caelum Swanton-Rodger		00:40	0-0	0-0	0-0	0	0	0	0	0	0	0	0	0	0	0	0
Team							1	1	2			0		1				
Totals				30-50	9-21	19-23	11	28	39	12	21	88	12	18	3	3	1	18

Technical Fouls::NONE

Shooting By Period		
1st FG%	15-24	62.5%
3PT%	7-13	53.8%
FT%	10-13	76.9%
2nd FG%	15-26	57.7%
3PT%	2-8	25.0%
FT%	9-10	90%
GM FG%	30-50	60.0%
3PT%	9-21	42.9%
FT%	19-23	82.6%

Dead Ball Rebounds: 1, 0

	MIA	MYD
Biggest lead	2 (1st 19:43)	20 (2nd 1:24)
Best Scoring Run	7(1st 7:59)	11(1st 10:47)
Lead Changes	7	
Times Tied	4	
Time with Lead	01:25	35:18

Points from	MIA	MYD
Turnovers	18	11
Paint	32	40
Second Chance	10	18
Fast Breaks	11	12
Bench	5	8

Period by Period Scoring	1st	2nd	TOT
MIA	34	36	70
MYD	47	41	88

Official Basketball Box Score - Final

Coppin St. at Maryland

11/25/22 XFINITY Center, College Park
2022-23 Men's Basketball

Game Time: 4:00 PM
Game Duration: 2:10
Attendance: 10,902

Officials: Brian Dorsey, Brandon Cruz, Michael Kitts

Coppin St. - 79 Record: 3-5

NO.	Name		Min	FG M-A	3P M-A	FT M-A	Rebounds OR	DR	TOT	Fouls PF	FD	TP	AS	TO	ST	Blocks BS	BA	+/-
35	Justin Winston	F	20:55	6-9	1-2	1-2	2	5	7	4	1	14	0	1	0	0	1	1
3	Sam Sessoms	G	39:36	11-20	3-5	3-5	2	4	6	4	5	28	6	7	3	0	1	-16
4	Nendah Tarke	G	38:03	5-11	1-4	3-6	0	2	2	3	3	14	4	4	1	1	1	-16
10	Kam'Ron Blue	G	28:43	0-2	0-1	0-0	0	4	4	4	0	0	2	0	2	0	0	-6
13	Alex Rojas	G	35:30	2-3	1-2	0-0	1	2	3	2	0	5	2	0	1	0	0	-17
1	Justin Steers		09:11	0-0	0-0	3-4	1	3	4	1	4	3	1	2	0	0	0	-10
24	Daniel Titus		02:18	0-0	0-0	0-0	0	0	0	1	0	0	0	0	0	0	0	-2
25	Isaiah Gross		08:48	2-4	1-3	2-2	0	0	0	5	1	7	0	0	0	0	0	-6
33	Luka Tekavcic		03:22	0-0	0-0	0-0	0	0	0	1	0	0	0	0	0	0	0	-1
2	Mike Hood		01:34	0-0	0-0	0-0	0	0	0	0	0	0	0	0	1	0	0	-3
11	CJ Scott		07:49	0-0	0-0	1-2	0	0	0	1	1	1	0	0	0	0	0	-5
0	Malik Battle		03:47	2-2	2-2	1-2	0	0	0	1	1	7	0	0	1	0	0	1
20	Christian Sutton		00:24	0-0	0-0	0-0	0	0	0	0	0	0	0	0	0	0	0	0
Team							0	0	0			0		1				
Totals				28-51	9-19	14-23	6	20	26	27	16	79	15	16	8	1	3	-16

Technical Fouls: Sessoms 2nd 14:28Gross 2nd 14:28Rojas 2nd 13:04

Shooting By Period		
1st FG%	12-24	50.0%
3PT%	5-11	45.5%
FT%	7-10	70%
2nd FG%	16-27	59.3%
3PT%	4-8	50.0%
FT%	7-13	53.8%
GM FG%	28-51	54.9%
3PT%	9-19	47.4%
FT%	14-23	60.9%

Dead Ball Rebounds: 4, 0

Maryland - 95 Record: 6-0

NO.	Name		Min	FG M-A	3P M-A	FT M-A	Rebounds OR	DR	TOT	Fouls PF	FD	TP	AS	TO	ST	Blocks BS	BA	+/-
10	Julian Reese	F	25:21	10-12	0-0	4-7	7	3	10	5	7	24	0	2	1	2	0	11
24	Donta Scott	F	31:19	3-9	1-5	2-2	2	4	6	2	3	9	2	1	1	0	1	11
0	Donald Carey	G	32:09	2-9	0-6	3-4	0	1	1	1	2	7	1	1	1	0	0	22
1	Jahmir Young	G	31:41	6-16	0-5	9-10	1	4	5	0	6	21	5	1	0	1	0	14
13	Hakim Hart	G	34:28	7-11	2-4	6-7	4	4	8	3	4	22	2	1	2	0	0	16
11	Noah Batchelor		08:43	0-0	0-0	0-0	0	3	3	2	0	0	1	1	0	0	0	3
2	Jahari Long		15:16	2-3	1-1	0-0	0	1	1	3	0	5	0	2	0	0	0	9
23	Ian Martinez		16:09	3-8	0-0	1-2	1	1	2	2	2	7	1	1	1	0	0	2
35	Caelum Swanton-Rodger		01:45	0-0	0-0	0-0	0	0	0	0	0	0	0	0	0	0	0	-6
20	Ike Cornish		03:09	0-0	0-0	0-0	0	0	0	0	0	0	0	0	0	0	0	-2
Team							3	1	4			0		1				
Totals				33-68	4-21	25-32	18	22	40	18	24	95	12	11	6	3	1	16

Technical Fouls: Hart 1st 1:06Reese 2nd 14:28Bench 2nd 14:28

Shooting By Period		
1st FG%	18-35	51.4%
3PT%	3-10	30.0%
FT%	8-12	66.7%
2nd FG%	15-33	45.5%
3PT%	1-11	9.1%
FT%	17-20	85%
GM FG%	33-68	48.5%
3PT%	4-21	19.0%
FT%	25-32	78.1%

Dead Ball Rebounds: 4, 0

	CSST	UMD
Biggest lead	3 (1st 9:32)	19 (2nd 3:47)
Best Scoring Run	9(1st 9:32)	7(2nd 11:11)
Lead Changes	8	
Times Tied	3	
Time with Lead	02:36	34:58

Points from	CSST	UMD
Turnovers	16	15
Paint	34	54
Second Chance	9	26
Fast Breaks	14	2
Bench	18	12

Period by Period Scoring	1st	2nd	TOT
CSST	36	43	79
UMD	47	48	95

Official Basketball Box Score - Final

Maryland at Louisville

11/29/22 KFC Yum! Center, Louisville
2022-23 Men's Basketball

Game Time: 7:01 PM
Game Duration: 2:03
Attendance: 12,211

Officials: Roger Ayers, Bert Smith, Tony Henderson

Maryland - 79 Record: 7-0

NO.	Name		Min	FG M-A	3P M-A	FT M-A	Rebounds OR	DR	TOT	Fouls PF	FD	TP	AS	TO	ST	Blocks BS	BA	+/-
10	Julian Reese	F	24:09	2-4	0-0	2-6	1	6	7	3	4	6	0	0	0	2	0	30
24	Donta Scott	F	28:56	7-12	3-6	1-1	0	5	5	0	2	18	2	1	0	2	0	19
0	Donald Carey	G	23:27	2-6	2-6	3-4	0	2	2	2	2	9	0	2	1	0	0	22
1	Jahmir Young	G	24:06	6-10	1-3	2-3	1	4	5	0	4	15	5	0	3	0	0	26
13	Hakim Hart	G	28:25	3-5	1-3	2-2	1	2	3	1	1	9	4	1	2	1	0	24
23	Ian Martinez		21:20	4-9	2-5	0-0	2	3	5	3	1	10	0	2	0	0	1	5
2	Jahari Long		17:35	1-4	0-0	1-2	0	1	1	4	1	3	3	3	1	0	0	5
15	Patrick Emilien		14:35	2-3	0-0	2-6	2	1	3	2	3	6	0	0	0	0	0	0
11	Noah Batchelor		08:41	1-3	0-1	1-1	1	3	4	1	1	3	0	1	0	0	0	0
12	Pavlo Dziuba		03:41	0-0	0-0	0-0	0	0	0	0	0	0	0	1	0	0	0	-3
35	Caelum Swanton-Rodger		02:07	0-0	0-0	0-0	0	0	0	1	0	0	0	0	0	0	0	1
31	Arnaud Revaz		01:34	0-0	0-0	0-0	0	0	0	2	0	0	0	0	0	0	0	-2
30	Carson Dick		01:24	0-0	0-0	0-0	0	0	0	0	0	0	0	0	0	0	0	-2
Team							0	3	3			0		1				
Totals				28-56	9-24	14-25	8	30	38	19	19	79	14	12	7	3	3	25

Technical Fouls::NONE

Shooting By Period		
1st FG%	14-30	46.7%
3PT%	3-13	23.1%
FT%	6-9	66.7%
2nd FG%	14-26	53.8%
3PT%	6-11	54.5%
FT%	8-16	50%
GM FG%	28-56	50.0%
3PT%	9-24	37.5%
FT%	14-25	56.0%

Dead Ball Rebounds: 5, 2

Louisville - 54 Record: 0-7

NO.	Name		Min	FG M-A	3P M-A	FT M-A	Rebounds OR	DR	TOT	Fouls PF	FD	TP	AS	TO	ST	Blocks BS	BA	+/-
1	Mike James	F	24:08	3-8	0-1	0-0	2	2	4	3	1	6	0	2	0	0	2	-26
5	Brandon Huntley-Hatfield	F	32:08	3-7	0-1	2-2	1	7	8	0	3	8	0	2	1	3	1	-28
12	JJ Traynor	F	15:08	1-4	0-0	0-0	1	1	2	1	0	2	1	1	0	0	0	-20
24	Jae'Lyn Withers	F	16:44	2-7	0-2	1-2	0	2	2	3	3	5	0	2	0	0	0	-17
3	El Ellis	G	32:06	6-16	2-7	1-2	0	2	2	2	4	15	3	4	1	0	0	-29
21	Sydney Curry		07:17	0-1	0-0	0-1	0	1	1	1	1	0	0	0	0	0	0	-7
22	Kamari Lands		16:25	0-3	0-1	2-2	0	5	5	1	3	2	0	1	0	0	0	-7
4	Roosevelt Wheeler		15:31	1-2	0-0	3-4	0	4	4	2	2	5	1	0	0	0	2	
15	Hercy Miller		12:51	0-1	0-0	0-0	0	0	0	2	0	0	0	0	0	0	0	4
23	Alexander Payne		04:35	0-0	0-0	0-0	0	0	0	2	0	0	0	0	0	0	0	-2
0	Devin Ree		12:06	2-5	1-3	0-0	0	2	2	0	0	5	0	0	0	0	0	0
11	Fabio Basili		08:31	1-2	1-1	3-4	0	0	0	2	2	6	1	1	1	0	0	3
30	Ashton Myles-Devore		01:15	0-0	0-0	0-0	0	0	0	0	0	0	0	0	0	0	0	1
33	Aidan McCool		01:15	0-0	0-0	0-0	0	0	0	0	0	0	0	0	0	0	0	1
Team							3	0	3			0		0				
Totals				19-56	4-16	12-17	7	26	33	19	19	54	6	13	3	3	3	-25

Technical Fouls::NONE

Shooting By Period		
1st FG%	10-26	38.5%
3PT%	1-7	14.3%
FT%	5-6	83.3%
2nd FG%	9-30	30.0%
3PT%	3-9	33.3%
FT%	7-11	63.6%
GM FG%	19-56	33.9%
3PT%	4-16	25.0%
FT%	12-17	70.6%

Dead Ball Rebounds: 3, 0

	MYD	LOU
Biggest lead	33 (2nd 6:08)	0 (1st 20:00)
Best Scoring Run	13(1st 13:04)	8(2nd 4:28)
Lead Changes	0	
Times Tied	0	
Time with Lead	39:15	00:00

Points from	MYD	LOU
Turnovers	21	11
Paint	36	24
Second Chance	9	3
Fast Breaks	3	0
Bench	22	18

Period by Period Scoring	1st	2nd	TOT
MYD	37	42	79
LOU	26	28	54

Official Basketball Box Score - Final

Illinois at Maryland

12/02/22 XFINITY Center, College Park
2022-23 Men's Basketball

Game Time: 9:00 PM
Game Duration: 2:07
Attendance: 16,380

Officials: Doug Sirmons, Kelly Pfeifer, Bill Ek

Illinois - 66 Record: 6-2 (0-1)

NO.	Name		Min	FG M-A	3P M-A	FT M-A	Rebounds OR	DR	TOT	Fouls PF	FD	TP	AS	TO	ST	Blocks BS	BA	+/-
24	Matthew Mayer	F	14:23	1-4	0-1	0-0	1	1	2	4	0	2	0	0	1	0	1	-7
33	Coleman Hawkins	F	38:49	7-17	2-6	0-0	4	3	7	2	2	16	1	1	0	4	0	-3
0	Terrence Shannon Jr.	G	37:17	7-16	0-5	5-6	4	3	7	2	5	19	3	2	1	1	0	-4
15	RJ Melendez	G	33:12	5-7	2-3	1-1	2	5	7	2	1	13	0	2	3	2	0	-3
55	Skyy Clark	G	30:54	2-5	1-3	1-1	1	2	3	2	1	6	2	3	0	0	1	-7
1	Sencire Harris		05:16	0-0	0-0	0-0	0	0	0	0	0	0	0	0	0	0	0	-3
20	Ty Rodgers		09:16	0-1	0-0	0-0	0	1	1	0	1	0	1	0	0	0	0	-3
3	Jayden Epps		10:06	1-5	0-2	0-0	0	0	0	4	0	2	1	1	0	0	1	3
42	Dain Dainja		20:47	4-6	0-0	0-0	1	4	5	2	3	8	0	3	0	0	0	2
Team							0	1	1			0		0				
Totals				27-61	5-20	7-8	13	20	33	18	13	66	8	12	5	7	3	-5

Technical Fouls::NONE

Shooting By Period		
1st FG%	14-30	46.7%
3PT%	3-9	33.3%
FT%	3-3	100%
2nd FG%	13-31	41.9%
3PT%	2-11	18.2%
FT%	4-5	80%
GM FG%	27-61	44.3%
3PT%	5-20	25.0%
FT%	7-8	87.5%

Dead Ball Rebounds: 0, 1

Maryland - 71 Record: 8-0 (1-0)

NO.	Name		Min	FG M-A	3P M-A	FT M-A	Rebounds OR	DR	TOT	Fouls PF	FD	TP	AS	TO	ST	Blocks BS	BA	+/-
10	Julian Reese	F	29:00	1-2	0-0	3-6	2	5	7	4	6	5	0	3	1	1	0	6
24	Donta Scott	F	32:50	5-13	0-3	2-2	2	1	3	1	3	12	3	1	0	0	1	2
0	Donald Carey	G	23:46	1-6	0-4	3-3	0	1	1	0	2	5	0	1	0	0	0	-6
1	Jahmir Young	G	34:44	9-20	4-9	2-2	1	3	4	0	1	24	2	1	1	0	4	4
13	Hakim Hart	G	34:23	6-9	5-6	0-0	0	5	5	3	0	17	2	1	0	0	1	9
23	Ian Martinez		20:12	2-4	0-1	4-5	1	1	2	1	4	8	0	2	1	2	1	2
15	Patrick Emilien		18:10	0-0	0-0	0-0	2	2	4	4	0	0	0	1	0	0	0	2
2	Jahari Long		06:55	0-0	0-0	0-0	0	1	1	0	2	0	0	0	0	0	0	6
Team							2	2	4			0		1				
Totals				24-54	9-23	14-18	10	21	31	13	18	71	9	11	3	3	7	5

Technical Fouls::NONE

Shooting By Period		
1st FG%	16-32	50.0%
3PT%	7-15	46.7%
FT%	2-3	66.7%
2nd FG%	8-22	36.4%
3PT%	2-8	25.0%
FT%	12-15	80%
GM FG%	24-54	44.4%
3PT%	9-23	39.1%
FT%	14-18	77.8%

Dead Ball Rebounds: 3, 1

	ILL	UMD
Biggest lead	3 (1st 17:05)	12 (1st 8:09)
Best Scoring Run	9(1st 5:41)	11(1st 10:38)
Lead Changes	2	
Times Tied	5	
Time with Lead	04:44	32:01

Points from	ILL	UMD
Turnovers	16	18
Paint	44	28
Second Chance	17	7
Fast Breaks	12	10
Bench	10	8

Period by Period Scoring	1st	2nd	TOT
ILL	34	32	66
UMD	41	30	71

Official Basketball Box Score - Final

Maryland at Wisconsin

12/06/22 Kohl Center, Madison
2022-23 Men's Basketball

Game Time: 8:00 PM
Game Duration: 2:07

Officials: D.J. Carstensen, Larry Scirotto, Chris Beaver

Maryland - 59 **Record: 8-1 (1-1)**

NO.	Name		Min	FG M-A	3P M-A	FT M-A	Rebounds OR	DR	TOT	Fouls PF	FD	TP	AS	TO	ST	Blocks BS	BA	+/-
10	Julian Reese	F	30:59	4-6	0-0	2-4	1	5	6	4	4	10	2	3	0	2	0	2
24	Donta Scott	F	34:37	3-14	2-7	1-3	1	9	10	3	6	9	2	2	1	3	1	-5
0	Donald Carey	G	27:03	2-5	2-5	2-2	0	5	5	5	1	8	1	3	0	0	0	2
1	Jahmir Young	G	29:39	6-13	3-5	2-3	3	1	4	1	5	17	1	3	2	0	1	-11
13	Hakim Hart	G	31:51	2-10	1-4	0-0	3	6	9	1	2	5	2	2	0	0	1	-2
2	Jahari Long		19:11	1-2	1-2	0-0	0	0	0	2	0	3	1	0	0	0	0	-4
15	Patrick Emilien		14:04	1-3	0-0	0-0	0	1	1	2	0	2	0	1	1	1	0	-6
23	Ian Martinez		12:36	2-2	1-1	0-0	0	2	2	2	0	5	0	0	0	0	0	-1
Team							0	0	0			0		0				
Totals				21-55	10-24	7-12	8	29	37	20	18	59	9	14	4	6	3	-5

Shooting By Period		
1st FG%	12-28	42.9%
3PT%	5-13	38.5%
FT%	0-1	0%
2nd FG%	9-27	33.3%
3PT%	5-11	45.5%
FT%	7-11	63.6%
GM FG%	21-55	38.2%
3PT%	10-24	41.7%
FT%	7-12	58.3%

Dead Ball Rebounds: 1, 1

Technical Fouls::NONE

Wisconsin - 64 **Record: 7-2 (1-0)**

NO.	Name		Min	FG M-A	3P M-A	FT M-A	Rebounds OR	DR	TOT	Fouls PF	FD	TP	AS	TO	ST	Blocks BS	BA	+/-
5	Tyler Wahl	F	28:48	3-10	0-1	3-7	0	5	5	5	5	9	3	3	1	2	3	6
22	Steven Crowl	F	29:23	4-7	0-3	4-6	0	6	6	3	1	12	3	1	1	0	0	-4
2	Jordan Davis	G	22:58	3-5	1-3	1-2	1	5	6	2	3	8	0	0	1	0	0	4
11	Max Klesmit	G	34:27	2-6	1-3	2-2	0	3	3	2	3	7	2	1	2	0	1	-1
23	Chucky Hepburn	G	36:20	4-8	2-4	3-3	0	4	4	3	3	13	2	2	1	0	1	8
3	Connor Essegian		22:07	2-7	2-5	2-2	0	1	1	0	2	8	3	0	1	0	1	7
14	Carter Gilmore		23:26	2-4	1-2	2-5	0	3	3	3	3	7	1	1	0	1	0	5
4	Kamari McGee		02:31	0-0	0-0	0-0	0	0	0	0	0	0	0	0	0	0	0	0
Team							2	0	2			0		0				
Totals				20-47	7-21	17-27	3	27	30	18	20	64	14	8	7	3	6	5

Shooting By Period		
1st FG%	13-27	48.1%
3PT%	3-12	25.0%
FT%	2-2	100%
2nd FG%	7-20	35.0%
3PT%	4-9	44.4%
FT%	15-25	60%
GM FG%	20-47	42.6%
3PT%	7-21	33.3%
FT%	17-27	63.0%

Dead Ball Rebounds: 4, 3

Technical Fouls::NONE

	MD	UW
Biggest lead	1 (2nd 18:43)	12 (1st 7:21)
Best Scoring Run	11(1st 3:08)	8(2nd 6:31)
Lead Changes	8	
Times Tied	5	
Time with Lead	03:17	32:51

Points from	MD	UW
Turnovers	7	5
Paint	18	24
Second Chance	4	7
Fast Breaks	9	10
Bench	10	15

Period by Period Scoring	1st	2nd	TOT
MD	29	30	59
UW	31	33	64

Official Basketball Box Score - Final

#7 Tennessee at #13 Maryland

12/11/22 Barclays Center, Brooklyn, NY
2022 Basketball Hall of Fame Invitational

Game Time: 4:30 PM
Game Duration: 2:10

Officials: Joe Lindsay, Clarence Armstrong, Owen Short

#7 Tennessee - 56 **Record: 9-1**

NO.	Name		Min	FG M-A	3P M-A	FT M-A	Rebounds OR	DR	TOT	Fouls PF	FD	TP	AS	TO	ST	Blocks BS	BA	+/-
2	Julian Phillips	F	27:12	1-10	0-0	4-4	5	5	10	4	3	6	1	3	0	0	1	2
13	Olivier Nkamhoua	F	35:17	3-13	1-2	1-2	5	4	9	4	2	8	3	1	0	1	1	5
33	Uros Plavsic	F	13:22	1-2	0-0	0-0	3	2	5	4	1	2	1	1	0	1	0	-6
4	Tyreke Key	G	35:04	2-6	2-4	3-6	0	3	3	2	3	9	0	1	1	0	0	5
25	Santiago Vescovi	G	37:07	2-11	1-9	2-3	1	6	7	2	4	7	3	1	3	0	0	-4
11	Tobe Awaka		17:14	3-6	0-0	1-2	5	3	8	1	1	7	1	0	1	1	2	17
5	Zakai Zeigler		25:20	5-13	2-5	0-1	0	3	3	3	4	12	3	1	1	0	1	-4
15	Jahmai Mashack		09:24	2-5	1-1	0-3	1	0	1	1	2	5	0	0	0	0	0	0
Team							1	1	2			0		3				
Totals				19-66	7-21	11-21	21	27	48	21	20	56	12	11	6	3	5	3

Shooting By Period		
1st FG%	11-39	28.2%
3PT%	3-10	30.0%
FT%	9-15	60%
2nd FG%	8-27	29.6%
3PT%	4-11	36.4%
FT%	2-6	33.3%
GM FG%	19-66	28.8%
3PT%	7-21	33.3%
FT%	11-21	52.4%

Dead Ball Rebounds: 4, 1

Technical Fouls::NONE

#13 Maryland - 53 **Record: 8-2**

NO.	Name		Min	FG M-A	3P M-A	FT M-A	Rebounds OR	DR	TOT	Fouls PF	FD	TP	AS	TO	ST	Blocks BS	BA	+/-
10	Julian Reese	F	23:29	4-6	0-0	0-0	1	7	8	4	1	8	0	3	2	0	1	7
24	Donta Scott	F	37:06	4-11	0-6	1-2	1	7	8	3	2	9	1	3	0	2	0	1
0	Donald Carey	G	26:15	0-5	0-4	3-3	1	1	2	4	5	3	1	1	0	0	0	7
1	Jahmir Young	G	35:42	6-18	1-7	5-6	1	3	4	3	7	18	7	3	1	2	2	4
13	Hakim Hart	G	33:58	3-8	1-6	2-3	0	5	5	0	1	9	0	1	0	0	0	-8
15	Patrick Emilien		15:40	0-2	0-0	0-0	2	3	5	1	1	0	0	0	0	1	0	-8
23	Ian Martinez		13:48	0-1	0-0	4-6	0	3	3	3	3	4	0	0	0	0	0	-10
2	Jahari Long		05:04	0-0	0-0	0-0	1	0	1	0	0	0	0	0	0	0	0	-10
35	Caelum Swanton-Rodger		03:42	0-0	0-0	0-0	0	0	0	1	0	0	0	0	0	0	0	-6
11	Noah Batchelor		05:16	0-1	0-1	2-2	0	1	1	1	1	2	0	0	0	0	0	8
Team							1	2	3			0		1				
Totals				17-52	2-24	17-22	8	32	40	20	21	53	9	12	3	5	3	-3

Shooting By Period		
1st FG%	3-24	12.5%
3PT%	2-16	12.5%
FT%	9-11	81.8%
2nd FG%	14-28	50.0%
3PT%	0-8	0.0%
FT%	8-11	72.7%
GM FG%	17-52	32.7%
3PT%	2-24	8.3%
FT%	17-22	77.3%

Dead Ball Rebounds: 4, 0

Technical Fouls::NONE

	Tenn.	Mary.
Biggest lead	21 (1st 1:49)	1 (1st 17:38)
Best Scoring Run	8(1st 13:44)	12(2nd 7:59)
Lead Changes	2	
Times Tied	1	
Time with Lead	38:13	00:33

Points from	Tenn.	Mary.
Turnovers	15	8
Paint	24	30
Second Chance	13	9
Fast Breaks	6	4
Bench	24	6

Period by Period Scoring	1st	2nd	TOT
Tenn.	34	22	56
Mary.	17	36	53

Game Notes:2022 Basketball Hall of Fame Invitational Game 3 MVP: ♦ Zakai Zeigler (Tennessee) ♦

Official Basketball Box Score - Final

UCLA at Maryland

12/14/22 XFINITY Center, College Park
2022-23 Men's Basketball

Game Time: 9:00 PM
Game Duration: 1:47
Attendance: 16,625

Officials: Larry Scirotto, Kelly Pfeifer, Keith Kimble

UCLA - 87 **Record: 9-2**

NO.	Name		Min	FG M-A	3P M-A	FT M-A	Rebounds OR	DR	TOT	Fouls PF	FD	TP	AS	TO	ST	Blocks BS	BA	+/-
3	Adem Bona	F	22:51	7-8	0-0	0-0	0	7	7	4	1	14	0	0	0	1	1	21
0	Jaylen Clark	G	22:05	7-11	0-2	5-6	1	5	6	1	4	19	3	0	4	0	0	29
5	Amari Bailey	G	27:18	2-7	0-1	0-0	0	2	2	2	0	4	3	1	2	1	0	20
10	Tyger Campbell	G	15:47	3-5	1-1	2-2	0	1	1	3	1	9	1	0	2	0	0	14
24	Jaime Jaquez Jr.	G	29:34	6-14	0-1	2-2	1	6	7	1	1	14	0	2	4	0	1	32
2	Dylan Andrews		15:37	1-1	0-0	2-2	0	0	0	3	1	4	2	0	0	0	0	-2
14	Kenneth Nwuba		12:07	0-0	0-0	0-0	1	2	3	0	0	0	1	0	0	0	0	16
34	David Singleton		24:02	7-10	4-5	0-0	0	1	1	1	3	18	2	0	0	0	0	29
4	Will McClendon		16:15	1-3	0-2	1-2	0	0	0	0	1	3	1	0	0	0	0	-2
1	Abramo Canka		07:02	0-2	0-0	0-0	0	0	0	2	1	0	0	0	1	0	0	-7
12	Mac Etienne		05:02	1-2	0-0	0-0	0	0	0	0	0	2	0	0	0	0	0	-10
43	Russell Stong		02:20	0-0	0-0	0-0	0	1	1	0	0	0	0	0	0	0	0	-5
Team							1	1	2			0		1				
Totals				35-63	5-12	12-14	4	26	30	17	13	87	13	4	13	2	2	27

Shooting By Period		
1st FG%	20-36	55.6%
3PT%	2-6	33.3%
FT%	7-8	87.5%
2nd FG%	15-27	55.6%
3PT%	3-6	50.0%
FT%	5-6	83.3%
GM FG%	35-63	55.6%
3PT%	5-12	41.7%
FT%	12-14	85.7%

Dead Ball Rebounds: 1, 0

Technical Fouls::NONE

Maryland - 60 **Record: 8-3**

NO.	Name		Min	FG M-A	3P M-A	FT M-A	Rebounds OR	DR	TOT	Fouls PF	FD	TP	AS	TO	ST	Blocks BS	BA	+/-
10	Julian Reese	F	17:06	2-4	0-0	0-0	1	2	3	1	1	4	0	1	0	0	0	-31
24	Donta Scott	F	30:41	4-8	2-6	2-3	1	5	6	3	3	12	2	2	1	1	0	-26
0	Donald Carey	G	19:00	2-6	1-4	0-0	1	0	1	0	0	5	0	0	0	0	0	-34
1	Jahmir Young	G	23:48	0-8	0-3	3-4	0	3	3	1	4	3	1	5	0	1	0	-37
13	Hakim Hart	G	24:10	3-7	0-4	2-2	2	4	6	1	2	8	1	0	0	0	1	-27
2	Jahari Long		17:18	0-4	0-1	1-2	1	3	4	0	2	1	3	2	0	0	1	4
15	Patrick Emilien		15:37	0-0	0-0	0-0	1	2	3	1	1	0	0	0	0	0	0	-10
23	Ian Martinez		22:06	6-9	4-5	0-0	0	4	4	2	3	16	1	4	0	0	0	7
20	Ike Cornish		06:40	1-2	1-1	0-0	0	0	0	0	0	3	0	1	0	0	0	4
11	Noah Batchelor		13:37	2-3	2-3	0-0	0	0	0	1	0	6	2	0	0	0	0	7
35	Caelum Swanton-Rodger		07:59	1-1	0-0	0-1	1	1	2	2	1	2	0	1	0	0	0	4
12	Pavlo Dziuba		01:58	0-0	0-0	0-0	0	0	0	1	0	0	0	0	0	0	0	4
Team							0	1	1			0		0				
Totals				21-52	10-27	8-12	8	25	33	13	17	60	10	16	1	2	2	-27

Shooting By Period		
1st FG%	8-26	30.8%
3PT%	2-11	18.2%
FT%	2-2	100%
2nd FG%	13-26	50.0%
3PT%	8-16	50.0%
FT%	6-10	60%
GM FG%	21-52	40.4%
3PT%	10-27	37.0%
FT%	8-12	66.7%

Dead Ball Rebounds: 1, 0

Technical Fouls::NONE

	UCLA	UMD
Biggest lead	38 (2nd 8:20)	0 (1st 20:00)
Best Scoring Run	13(1st 3:32)	6(2nd 1:06)
Lead Changes	0	
Times Tied	0	
Time with Lead	37:15	00:00

Points from	UCLA	UMD
Turnovers	19	4
Paint	44	16
Second Chance	10	12
Fast Breaks	11	6
Bench	27	28

Period by Period Scoring	1st	2nd	TOT
UCLA	49	38	87
UMD	20	40	60

Official Basketball Box Score - Final

Saint Peter's at Maryland

12/22/22 XFINITY Center, College Park
2022-23 Men's Basketball

Game Time: 6:30 PM
Game Duration: 1:56
Attendance: 11,636

Officials: Edwin Young, Steven Anderson, Chad Barlow

Saint Peter's - 45 **Record: 6-6**

NO.	Name		Min	FG M-A	3P M-A	FT M-A	Rebounds OR	DR	TOT	Fouls PF	FD	TP	AS	TO	ST	Blocks BS	BA	+/-
22	Cam Young	F	21:15	1-5	0-2	0-0	1	1	2	2	0	2	0	3	0	0	0	-20
35	Mouhamed Sow	F	24:19	3-9	0-1	0-2	4	5	9	2	2	6	0	1	1	1	1	-17
0	Latrell Reid	G	27:19	1-7	0-0	1-2	2	2	4	3	3	3	1	2	1	0	2	-27
13	Isiah Dasher	G	30:50	3-6	1-2	2-2	1	2	3	3	4	9	2	3	0	0	1	-29
23	Alex Rivera	G	15:45	0-2	0-2	0-0	0	1	1	2	0	0	1	0	0	0	0	-2
3	Corey Washington		18:45	4-6	0-0	2-3	5	4	9	3	4	10	0	0	0	0	1	-10
12	Kyle Cardaci		14:55	1-5	0-3	0-0	1	0	1	3	0	2	0	2	0	0	0	-8
4	Jerry Ngopot		12:17	0-2	0-0	0-0	2	3	5	2	0	0	0	0	0	0	0	-16
5	Jaylen Murray		19:45	1-9	0-2	2-2	0	0	0	2	1	4	2	2	0	0	0	-23
1	Brent Bland		11:26	3-5	3-4	0-0	0	1	1	2	0	9	0	1	0	0	0	-1
10	Thomas Tut		03:24	0-0	0-0	0-0	0	1	1	0	0	0	0	0	0	0	0	3
Team							1	1	2			0		3				
Totals				17-56	4-16	7-11	17	21	38	24	14	45	6	17	2	1	5	-30

Shooting By Period		
1st FG%	6-24	25.0%
3PT%	1-7	14.3%
FT%	6-8	75%
2nd FG%	11-32	34.4%
3PT%	3-9	33.3%
FT%	1-3	33.3%
GM FG%	17-56	30.4%
3PT%	4-16	25.0%
FT%	7-11	63.6%

Dead Ball Rebounds: 1, 0

Technical Fouls::NONE

Maryland - 75 **Record: 9-3**

NO.	Name		Min	FG M-A	3P M-A	FT M-A	Rebounds OR	DR	TOT	Fouls PF	FD	TP	AS	TO	ST	Blocks BS	BA	+/-
15	Patrick Emilien	F	25:52	4-6	0-0	2-2	1	3	4	0	2	10	1	0	0	3	0	39
24	Donta Scott	F	26:51	3-11	2-5	0-2	0	1	1	3	1	8	4	1	1	1	1	25
1	Jahmir Young	G	24:12	3-4	2-3	6-8	0	4	4	2	5	14	4	3	0	0	0	27
13	Hakim Hart	G	26:58	7-8	1-2	5-7	0	2	2	1	7	20	1	0	2	0	0	35
23	Ian Martinez	G	20:57	3-4	0-1	1-2	1	2	3	0	2	7	1	1	0	1	0	12
0	Donald Carey		19:03	2-7	1-6	0-0	2	6	8	3	2	5	4	1	0	0	0	18
2	Jahari Long		16:00	2-2	1-1	3-3	0	0	0	2	3	8	1	0	0	0	0	3
11	Noah Batchelor		13:09	1-3	1-3	0-0	0	2	2	0	0	3	0	0	0	0	0	5
20	Ike Cornish		12:50	0-1	0-0	0-0	0	1	1	0	1	0	0	0	0	0	0	-5
35	Caelum Swanton-Rodger		10:10	0-0	0-0	0-2	1	1	2	3	1	0	0	1	0	0	0	-5
31	Arnaud Revaz		03:58	0-1	0-0	0-0	0	1	1	0	0	0	0	0	0	0	0	-4
Team							0	2	2			0		1				
Totals				25-47	8-21	17-26	5	25	30	14	24	75	16	8	3	5	1	30

Shooting By Period		
1st FG%	13-26	50.0%
3PT%	3-12	25.0%
FT%	6-10	60%
2nd FG%	12-21	57.1%
3PT%	5-9	55.6%
FT%	11-16	68.8%
GM FG%	25-47	53.2%
3PT%	8-21	38.1%
FT%	17-26	65.4%

Dead Ball Rebounds: 5, 0

Technical Fouls::NONE

	STPU	Terps
Biggest lead	1 (1st 15:12)	36 (2nd 6:12)
Best Scoring Run	7(1st 15:12)	13(2nd 12:57)
Lead Changes	2	
Times Tied	0	
Time with Lead	01:10	38:26

Points from	STPU	Terps
Turnovers	4	24
Paint	20	32
Second Chance	14	7
Fast Breaks	2	19
Bench	25	16

Period by Period Scoring	1st	2nd	TOT
STPU	19	26	45
Terps	35	40	75

Official Basketball Box Score - Final
UMBC at Maryland
12/29/22 XFINITY Center, College Park
2022-23 Men's Basketball

Game Time: 7:00 PM
Game Duration: 2:09
Attendance: 13,522

Officials: Rob Riley, Sr., King Whetstone, Courtney Green

UMBC - 64 Record: 9-5

NO.	Name		Min	FG M-A	3P M-A	FT M-A	Rebounds OR	DR	TOT	Fouls PF	FD	TP	AS	TO	ST	Blocks BS	BA	+/-
1	Jarvis Doles	F	25:54	5-14	2-8	2-5	5	2	7	4	5	14	1	2	1	1	0	-15
4	Tra'Von Fagan	F	24:49	4-10	0-3	0-1	3	5	8	3	2	8	3	0	0	0	0	-3
2	Colton Lawrence	G	33:34	2-10	0-1	0-0	1	3	4	3	2	4	0	2	1	0	3	-19
3	Craig Beaudion	G	35:04	6-9	2-3	0-0	0	2	2	2	1	14	3	3	1	2	1	-6
41	Jacob Boonyasith	G	35:02	3-8	1-3	1-2	0	3	3	2	2	8	3	2	0	0	0	-20
13	Dion Brown		26:51	3-10	2-4	2-2	2	7	9	3	2	10	0	4	0	0	2	-4
34	Matteo Picarelli		14:18	0-3	0-2	4-4	0	1	1	2	3	4	0	1	2	0	0	-12
14	Mason Docks		02:29	0-0	0-0	2-2	0	0	0	1	1	2	0	0	0	0	0	-5
15	Yaw Obeng-Mensah		01:16	0-0	0-0	0-0	0	0	0	2	0	0	0	1	0	0	0	2
10	Devan Sapp		00:43	0-0	0-0	0-0	0	0	0	1	0	0	0	0	0	0	0	2
Team							1	1	2			0		0				
Totals				23-64	7-24	11-16	12	24	36	23	18	64	10	15	5	3	6	-16

Technical Fouls:NONE

Shooting By Period		
1st FG%	12-32	37.5%
3PT%	4-12	33.3%
FT%	2-5	40%
2nd FG%	11-32	34.4%
3PT%	3-12	25.0%
FT%	9-11	81.8%
GM FG%	23-64	35.9%
3PT%	7-24	29.2%
FT%	11-16	68.8%

Dead Ball Rebounds: 3, 1

Maryland - 80 Record: 10-3

NO.	Name		Min	FG M-A	3P M-A	FT M-A	Rebounds OR	DR	TOT	Fouls PF	FD	TP	AS	TO	ST	Blocks BS	BA	+/-
15	Patrick Emilien	F	16:47	0-0	0-0	4-4	0	2	2	1	2	4	0	2	0	0	0	16
24	Donta Scott	F	36:17	5-13	0-5	1-2	1	8	9	3	4	11	1	2	2	1	0	20
1	Jahmir Young	G	35:31	8-14	0-3	2-3	1	6	7	2	2	18	2	1	1	1	1	23
13	Hakim Hart	G	34:45	5-8	1-4	5-7	2	4	6	2	5	16	2	2	2	1	0	25
23	Ian Martinez	G	18:56	2-5	0-2	0-0	0	3	3	2	0	4	1	2	0	2	1	13
0	Donald Carey		25:48	6-9	5-7	2-2	0	0	0	2	3	19	0	1	0	0	0	3
10	Julian Reese		22:41	0-2	0-0	7-12	3	4	7	3	6	7	1	2	1	1	1	3
2	Jahari Long		02:53	0-0	0-0	0-0	0	0	0	0	0	0	0	0	0	0	0	-5
11	Noah Batchelor		03:18	0-2	0-2	0-0	0	2	2	1	0	0	0	0	0	0	0	-6
20	Ike Cornish		02:22	0-1	0-1	1-2	0	1	1	0	1	1	0	0	0	0	0	-6
31	Arnaud Revaz		00:21	0-0	0-0	0-0	0	0	0	0	0	0	0	0	0	0	0	-3
32	Brett Karkus		00:11	0-0	0-0	0-0	0	0	0	2	0	0	0	0	0	0	0	-2
12	Pavlo Dziuba		00:10	0-0	0-0	0-0	0	0	0	0	0	0	0	0	0	0	0	-1
Team							0	1	1			0		0				
Totals				26-54	6-24	22-32	7	31	38	18	23	80	7	12	6	6	3	16

Technical Fouls:NONE

Shooting By Period		
1st FG%	13-31	41.9%
3PT%	1-14	7.1%
FT%	6-10	60%
2nd FG%	13-23	56.5%
3PT%	5-10	50.0%
FT%	16-22	72.7%
GM FG%	26-54	48.1%
3PT%	6-24	25.0%
FT%	22-32	68.8%

Dead Ball Rebounds: 6, 0

	UMBC	Terps
Biggest lead	6 (1st 12:33)	20 (2nd 0:58)
Best Scoring Run	7(1st 14:15)	10(1st 8:46)
Lead Changes	2	
Times Tied	3	
Time with Lead	06:24	32:04

Points from	UMBC	Terps
Turnovers	17	17
Paint	28	36
Second Chance	12	8
Fast Breaks	6	16
Bench	16	27

Period by Period Scoring			
	1st	2nd	TOT
UMBC	30	34	64
Terps	33	47	80

Official Basketball Box Score - Final
Maryland at Michigan
01/01/23 Crisler Center, Ann Arbor
2022-23 Men's Basketball

Game Time: 4:30 PM
Game Duration: 2:02
Attendance: 12,176

Officials: Paul Szelc, Kipp Kissinger, Roger Ayers

Maryland - 46 Record: 10-4 (1-2)

NO.	Name		Min	FG M-A	3P M-A	FT M-A	Rebounds OR	DR	TOT	Fouls PF	FD	TP	AS	TO	ST	Blocks BS	BA	+/-
10	Julian Reese	F	16:22	1-4	0-0	0-2	0	2	2	5	1	2	0	1	1	0	0	-19
24	Donta Scott	F	18:03	2-10	0-3	1-1	0	5	5	2	1	5	0	2	1	1	1	-21
0	Donald Carey	G	28:42	1-9	0-8	0-0	0	2	2	3	1	2	4	1	0	0	0	-30
1	Jahmir Young	G	18:23	2-9	1-2	0-0	2	2	4	0	1	5	1	2	1	0	0	-34
13	Hakim Hart	G	22:40	3-8	1-2	1-1	2	2	4	0	1	8	0	1	1	0	1	-31
11	Noah Batchelor		21:57	0-4	0-2	3-5	1	4	5	2	2	3	2	1	1	1	0	-14
15	Patrick Emilien		13:55	0-1	0-0	0-0	2	1	3	5	0	0	0	1	0	0	1	-17
23	Ian Martinez		18:47	1-8	1-3	0-0	1	0	1	1	2	3	0	0	0	0	0	-16
2	Jahari Long		22:51	4-9	1-2	0-0	0	2	2	2	0	9	0	1	1	0	1	-1
20	Ike Cornish		08:37	2-4	1-3	0-0	1	0	1	2	1	5	0	1	0	0	0	7
35	Caelum Swanton-Rodger		09:43	2-2	0-0	0-0	0	1	1	2	1	4	0	1	0	1	0	1
Team							0	0	0			0		1				
Totals				18-68	5-25	5-9	9	21	30	24	11	46	7	13	6	3	4	-35

Technical Fouls: Coach 2nd 14:36

Shooting By Period		
1st FG%	4-30	13.3%
3PT%	1-9	11.1%
FT%	4-6	66.7%
2nd FG%	14-38	36.8%
3PT%	4-16	25.0%
FT%	1-3	33.3%
GM FG%	18-68	26.5%
3PT%	5-25	20.0%
FT%	5-9	55.6%

Dead Ball Rebounds: 4, 2

Michigan - 81 Record: 8-5 (2-0)

NO.	Name		Min	FG M-A	3P M-A	FT M-A	Rebounds OR	DR	TOT	Fouls PF	FD	TP	AS	TO	ST	Blocks BS	BA	+/-
5	Terrance Williams II	F	24:50	4-7	1-1	2-3	3	2	5	2	3	11	0	0	0	0	1	32
1	Hunter Dickinson	C	27:57	13-16	0-0	6-9	1	11	12	1	8	32	2	3	0	2	0	30
0	Dug McDaniel	G	27:23	3-8	0-2	2-2	0	2	2	2	3	8	2	3	3	0	0	33
2	Kobe Bufkin	G	25:16	2-4	1-1	0-0	0	3	3	2	1	5	3	1	3	1	0	27
13	Jett Howard	G	28:21	1-7	0-4	4-4	0	6	6	0	1	6	5	0	0	1	0	34
32	Tarris Reed Jr.		09:12	2-4	0-0	0-1	0	3	3	2	1	4	0	0	0	0	0	7
15	Joey Baker		17:08	1-2	1-1	4-6	1	4	5	1	3	7	2	2	0	0	1	11
42	Will Tschetter		11:31	1-4	0-1	1-1	1	1	2	1	1	3	0	1	0	0	1	1
11	Isaiah Barnes		11:48	1-1	0-0	1-1	2	2	4	0	1	3	0	1	0	0	0	4
25	Jace Howard		00:46	0-0	0-0	0-0	0	0	0	0	0	0	0	0	0	0	0	4
24	Youssef Khayat		04:20	0-1	0-0	0-0	0	0	0	0	1	0	1	0	0	0	0	0
4	Ian Burns		02:52	0-1	0-1	0-0	0	0	0	0	0	0	0	0	0	0	0	-2
23	Gregg Glenn III		02:52	0-0	0-0	2-2	0	1	1	0	1	2	0	0	0	0	0	-2
34	Jackson Selvala		02:52	0-1	0-0	0-0	0	0	0	0	0	0	0	2	0	0	0	-2
45	Cooper Smith		02:52	0-0	0-0	0-0	0	1	1	0	0	0	0	0	0	0	0	-2
Team							1	4	5			0		0				
Totals				28-56	3-11	22-29	9	40	49	11	24	81	15	13	6	4	3	35

Technical Fouls:NONE

Shooting By Period		
1st FG%	18-27	66.7%
3PT%	3-7	42.9%
FT%	5-10	50%
2nd FG%	10-29	34.5%
3PT%	0-4	0.0%
FT%	17-19	89.5%
GM FG%	28-56	50.0%
3PT%	3-11	27.3%
FT%	22-29	75.9%

Dead Ball Rebounds: 3, 1

	TER	UOM
Biggest lead	0 (1st 20:00)	38 (2nd 10:38)
Best Scoring Run	5(2nd 15:40)	17(1st 15:14)
Lead Changes	0	
Times Tied	0	
Time with Lead	00:00	39:35

Points from	TER	UOM
Turnovers	7	18
Paint	22	42
Second Chance	12	10
Fast Breaks	3	14
Bench	24	19

Period by Period Scoring			
	1st	2nd	TOT
TER	13	33	46
UOM	44	37	81

Official Basketball Box Score - Final
Maryland at Rutgers
01/05/23 Jersey Mike's Arena, Piscataway
2022-23 Men's Basketball

Game Time: 6:30 PM
Game Duration: 1:56
Attendance: 8,000

Officials: D.J. Carstensen, Brian Dorsey, John Higgins

Maryland - 50 Record: 10-5 (1-3)

NO.	Name		Min	FG M-A	3P M-A	FT M-A	Rebounds OR	DR	TOT	Fouls PF	FD	TP	AS	TO	ST	Blocks BS	BA	+/-
10	Julian Reese	F	36:04	4-5	0-0	0-1	1	5	6	4	1	8	1	5	3	0	0	-4
24	Donta Scott	F	29:50	3-10	0-4	0-0	1	1	2	2	2	6	0	2	1	1	1	-16
1	Jahmir Young	G	30:52	5-12	2-4	1-4	1	3	4	2	4	13	3	4	2	0	3	-11
11	Noah Batchelor	G	10:01	0-0	0-0	0-0	0	0	0	1	0	0	0	1	0	0	0	1
13	Hakim Hart	G	23:24	1-3	0-2	0-0	0	2	2	2	1	2	2	3	1	1	0	-7
15	Patrick Emilien		13:49	0-2	0-1	1-2	2	1	3	1	1	1	0	1	0	0	1	-11
0	Donald Carey		25:23	4-8	4-8	0-0	0	0	0	3	1	12	2	0	1	0	0	-14
2	Jahari Long		09:08	1-3	1-2	0-0	1	0	1	1	0	3	2	0	0	0	0	-3
23	Ian Martinez		21:29	1-3	1-1	2-2	3	4	7	1	1	5	0	2	1	0	1	-5
Team							0	4	4			0		2				
Totals				19-46	8-22	4-9	9	20	29	17	11	50	10	20	9	2	6	-14

Technical Fouls:NONE

Shooting By Period		
1st FG%	6-24	25.0%
3PT%	3-14	21.4%
FT%	2-2	100%
2nd FG%	13-22	59.1%
3PT%	5-8	62.5%
FT%	2-7	28.6%
GM FG%	19-46	41.3%
3PT%	8-22	36.4%
FT%	4-9	44.4%

Dead Ball Rebounds: 3, 0

Rutgers - 64 Record: 11-4 (3-1)

NO.	Name		Min	FG M-A	3P M-A	FT M-A	Rebounds OR	DR	TOT	Fouls PF	FD	TP	AS	TO	ST	Blocks BS	BA	+/-
3	Mawot Mag	F	25:48	3-4	0-0	0-0	0	4	4	3	1	6	0	2	2	0	0	4
11	Clifford Omoruyi	C	34:26	1-4	0-0	2-2	4	9	13	3	4	4	2	4	1	3	0	6
4	Paul Mulcahy	G	31:49	6-6	1-1	2-2	0	0	0	0	3	15	1	1	2	0	0	10
10	Cam Spencer	G	29:32	3-10	3-6	4-4	0	1	1	1	2	13	5	2	3	0	0	4
22	Caleb McConnell	G	33:08	4-12	0-3	2-4	2	2	4	1	6	10	2	0	2	2	2	3
5	Aundre Hyatt		21:31	3-7	2-5	0-0	1	2	3	1	0	8	0	1	0	1	0	20
0	Derek Simpson		17:55	2-5	0-1	2-2	0	0	0	1	1	6	1	2	1	0	0	18
13	Antwone Woolfolk		02:37	0-0	0-0	0-0	0	0	0	0	0	0	0	0	0	0	0	1
2	Jalen Miller		00:17	0-0	0-0	0-0	0	0	0	0	0	0	0	0	0	0	0	-3
21	Dean Reiber		02:57	1-3	0-1	0-0	0	1	1	1	0	2	0	0	0	0	0	7
Team							1	1	2			0		1				
Totals				23-51	6-17	12-14	8	20	28	11	17	64	11	13	11	6	2	14

Technical Fouls:NONE

Shooting By Period		
1st FG%	9-23	39.1%
3PT%	2-8	25.0%
FT%	4-6	66.7%
2nd FG%	14-28	50.0%
3PT%	4-9	44.4%
FT%	8-8	100%
GM FG%	23-51	45.1%
3PT%	6-17	35.3%
FT%	12-14	85.7%

Dead Ball Rebounds: 2, 0

	MD	RU
Biggest lead	4 (1st 17:53)	18 (2nd 9:13)
Best Scoring Run	6(1st 1:33)	15(1st 10:14)
Lead Changes	1	
Times Tied	0	
Time with Lead	02:06	36:20

Points from	MD	RU
Turnovers	12	11
Paint	20	28
Second Chance	10	7
Fast Breaks	2	18
Bench	21	16

Period by Period Scoring			
	1st	2nd	TOT
MD	17	33	50
RU	24	40	64

Official Basketball Box Score - Final
Ohio St. at Maryland
01/08/23 XFINITY Center, College Park
2022-23 Men's Basketball

Game Time: 1:00 PM
Game Duration: 2:13
Attendance: 12,497

Officials: Paul Szelc, Doug Sirmons, Rob Kueneman

Ohio St. - 73 Record: 10-5 (2-2)

NO.	Name		Min	FG M-A	3P M-A	FT M-A	Rebounds OR	DR	TOT	Fouls PF	FD	TP	AS	TO	ST	Blocks BS	BA	+/-
10	Brice Sensabaugh	F	30:29	7-18	2-7	6-7	2	5	7	5	4	22	1	4	1	1	1	-1
14	Justice Sueing	F	33:35	8-13	2-4	3-4	3	2	5	3	4	21	1	3	1	0	1	-10
34	Felix Okpara	C	12:22	1-2	0-0	0-0	0	0	0	3	0	2	0	0	0	0	0	-12
2	Bruce Thornton	G	24:48	2-7	1-3	2-2	0	2	2	3	2	7	1	3	2	0	0	-12
4	Sean McNeil	G	26:22	2-4	2-3	2-2	0	2	2	3	0	8	1	0	0	0	0	-12
3	Eugene Brown III		17:28	1-3	1-1	0-0	0	2	2	4	2	3	0	0	0	2	0	4
0	Tanner Holden		15:07	0-1	0-0	2-2	1	4	5	2	1	2	0	1	0	0	0	4
13	Isaac Likekele		23:37	1-3	0-0	0-0	1	1	2	3	0	2	4	0	1	0	0	0
1	Roddy Gayle Jr.		16:12	2-4	1-1	1-2	0	1	1	2	2	6	0	1	2	0	0	4
Team							0	0	0			0		0				
Totals				24-55	9-19	16-19	7	19	26	28	15	73	8	12	7	3	2	-7

Technical Fouls: Holden 1st 1:04

Shooting By Period		
1st FG%	12-29	41.4%
3PT%	6-11	54.5%
FT%	9-11	81.8%
2nd FG%	12-26	46.2%
3PT%	3-8	37.5%
FT%	7-8	87.5%
GM FG%	24-55	43.6%
3PT%	9-19	47.4%
FT%	16-19	84.2%

Dead Ball Rebounds: 1, 0

Maryland - 80 Record: 11-5 (2-3)

NO.	Name		Min	FG M-A	3P M-A	FT M-A	Rebounds OR	DR	TOT	Fouls PF	FD	TP	AS	TO	ST	Blocks BS	BA	+/-
10	Julian Reese	F	27:15	4-10	0-0	2-2	2	6	8	3	4	10	3	1	0	1	1	15
24	Donta Scott	F	29:36	4-9	2-4	2-3	1	2	3	2	5	12	1	1	0	1	0	3
0	Donald Carey	G	32:45	3-3	2-2	2-2	0	4	4	2	1	10	1	1	2	0	0	-1
1	Jahmir Young	G	35:11	8-18	1-5	13-15	5	6	11	3	10	30	0	3	0	0	1	0
13	Hakim Hart	G	37:20	3-10	0-2	6-7	1	6	7	2	4	12	1	3	2	0	1	6
15	Patrick Emilien		20:24	1-1	0-0	2-4	4	0	4	2	1	4	0	0	0	0	0	-2
23	Ian Martinez		10:52	1-1	0-0	0-0	0	2	2	2	2	2	0	2	0	0	0	8
2	Jahari Long		06:37	0-0	0-0	0-0	0	0	0	1	0	0	1	1	0	0	0	6
Team							1	0	1			0		0				
Totals				24-52	5-13	27-33	14	26	40	18	27	80	7	12	4	2	3	7

Technical Fouls: Coach 1st 13:30 Martinez 1st 1:04 Reese 2nd 9:40

Shooting By Period		
1st FG%	10-29	34.5%
3PT%	3-8	37.5%
FT%	11-15	73.3%
2nd FG%	14-23	60.9%
3PT%	2-5	40.0%
FT%	16-18	88.9%
GM FG%	24-52	46.2%
3PT%	5-13	38.5%
FT%	27-33	81.8%

Dead Ball Rebounds: 1, 0

	OSU	Terps
Biggest lead	5 (1st 0:46)	14 (2nd 9:41)
Best Scoring Run	9(2nd 7:32)	14(2nd 14:59)
Lead Changes	8	
Times Tied	5	
Time with Lead	06:54	28:55

Points from	OSU	Terps
Turnovers	13	16
Paint	22	34
Second Chance	6	10
Fast Breaks	8	10
Bench	13	6

Period by Period Scoring			
	1st	2nd	TOT
OSU	39	34	73
Terps	34	46	80

Official Basketball Box Score - Final

Maryland at Iowa

01/15/23 Carver-Hawkeye Arena , Iowa City, Iowa

2022-23 Men's Basketball

Game Time: 3:31 PM
Game Duration: 1:49
Attendance: 13,376

Officials: D.J. Carstensen, Roger Ayers, Kelly Pfeifer

Maryland - 67 **Record: 11-6 (2-4)**

NO.	Name		Min	FG M-A	3P M-A	FT M-A	Rebounds OR	DR	TOT	Fouls PF	FD	TP	AS	TO	ST	Blocks BS	BA	+/-
10	Julian Reese	F	26:12	5-8	0-0	0-1	2	4	6	4	3	10	2	4	1	0	1	-4
24	Donta Scott	F	34:49	7-12	1-2	0-0	6	5	11	0	3	15	1	2	0	0	1	-19
0	Donald Carey	G	25:37	1-4	1-4	0-0	0	1	1	3	0	3	1	2	1	0	0	-8
1	Jahmir Young	G	34:25	8-17	1-4	3-4	0	5	5	0	4	20	3	1	1	0	3	-23
13	Hakim Hart	G	35:33	2-7	1-3	3-4	0	1	1	1	4	8	1	1	2	0	1	-2
23	Ian Martinez		14:38	1-3	0-0	0-0	0	0	0	3	0	2	0	2	0	0	0	-12
2	Jahari Long		22:05	3-7	1-3	0-0	0	0	0	2	1	7	0	0	0	0	0	-4
12	Pavlo Dziuba		01:57	0-0	0-0	0-0	0	1	1	0	0	0	0	0	0	0	0	2
35	Caelum Swanton-Rodger		01:48	0-0	0-0	0-0	0	0	0	1	0	0	0	0	0	0	0	-3
20	Ike Cornish		02:56	1-1	0-0	0-0	0	0	0	0	0	2	0	0	0	0	0	3
Team							2	0	2			0		0				
Totals				28-59	5-16	6-9	10	17	27	14	15	67	8	12	5	0	6	-14

Technical Fouls::NONE

Shooting By Period		
1st FG%	14-28	50.0%
3PT%	1-6	16.7%
FT%	4-6	66.7%
2nd FG%	14-31	45.2%
3PT%	4-10	40.0%
FT%	2-3	66.7%
GM FG%	28-59	47.5%
3PT%	5-16	31.3%
FT%	6-9	66.7%

Dead Ball Rebounds: 1, 0

Iowa - 81 **Record: 12-6 (4-3)**

NO.	Name		Min	FG M-A	3P M-A	FT M-A	Rebounds OR	DR	TOT	Fouls PF	FD	TP	AS	TO	ST	Blocks BS	BA	+/-
0	Filip Rebraca	F	23:57	1-3	0-0	2-4	0	4	4	2	2	4	1	1	1	1	0	2
24	Kris Murray	F	27:47	8-15	1-4	2-2	2	1	3	2	3	19	1	1	1	2	0	6
1	Ahron Ulis	G	27:10	4-8	1-2	0-0	0	4	4	0	1	9	4	0	0	0	0	12
11	Tony Perkins	G	37:30	10-13	0-0	2-3	1	3	4	2	3	22	3	3	1	2	0	14
30	Connor McCaffery	G	39:51	4-5	2-3	2-2	0	2	2	4	2	12	4	2	3	0	0	14
5	Dasonte Bowen		06:44	1-2	0-0	0-0	0	0	0	1	0	2	0	1	0	0	0	-1
20	Payton Sandfort		19:36	5-7	2-4	0-0	3	4	7	4	2	12	1	1	1	1	0	12
4	Josh Dix		15:49	0-2	0-1	1-2	0	2	2	0	1	1	5	0	0	0	0	9
44	Riley Mulvey		01:36	0-0	0-0	0-0	0	0	0	0	0	0	0	0	0	0	0	2
Team							1	3	4			0		0				
Totals				33-55	6-14	9-13	7	23	30	15	14	81	19	9	7	6	0	14

Technical Fouls::NONE

Shooting By Period		
1st FG%	19-33	57.6%
3PT%	3-8	37.5%
FT%	2-3	66.7%
2nd FG%	14-22	63.6%
3PT%	3-6	50.0%
FT%	7-10	70%
GM FG%	33-55	60.0%
3PT%	6-14	42.9%
FT%	9-13	69.2%

Dead Ball Rebounds: 2, 0

	UMD	IOWA
Biggest lead	4 (1st 18:48)	16 (1st 3:45)
Best Scoring Run	10(2nd 18:37)	8(1st 16:14)
Lead Changes	1	
Times Tied	1	
Time with Lead	02:09	36:43

Points from	UMD	IOWA
Turnovers	13	16
Paint	42	46
Second Chance	9	6
Fast Breaks	0	15
Bench	11	15

Period by Period Scoring	1st	2nd	TOT
UMD	33	34	67
IOWA	43	38	81

Official Basketball Box Score - Final

Michigan at Maryland

01/19/23 XFINITY Center, College Park

2022-23 Men's Basketball

Game Time: 7:00 PM
Game Duration: 2:05
Attendance: 12,656

Officials: Paul Szelc, Kipp Kissinger, Eric Curry

Michigan - 58 **Record: 10-8 (4-3)**

NO.	Name		Min	FG M-A	3P M-A	FT M-A	Rebounds OR	DR	TOT	Fouls PF	FD	TP	AS	TO	ST	Blocks BS	BA	+/-
5	Terrance Williams II	F	28:59	4-7	1-3	0-0	4	9	13	4	0	9	2	0	0	0	0	-3
1	Hunter Dickinson	C	30:58	7-11	3-5	2-2	5	5	10	2	2	19	0	2	0	3	0	1
0	Dug McDaniel	G	38:22	2-10	0-4	0-0	0	2	2	2	3	4	7	3	2	0	0	-2
2	Kobe Bufkin	G	29:35	1-6	0-2	0-0	0	0	0	3	2	2	1	2	0	1	1	-5
13	Jett Howard	G	33:58	4-14	3-12	2-2	0	3	3	4	1	13	0	4	0	0	0	-1
11	Isaiah Barnes		06:43	0-0	0-0	0-0	0	0	0	0	0	0	0	0	0	0	0	-3
15	Joey Baker		09:35	2-3	1-2	0-0	0	0	0	2	0	5	0	1	0	0	0	-6
32	Tarris Reed Jr.		14:10	2-3	0-0	0-4	2	1	3	0	4	4	0	0	0	1	1	-9
42	Will Tschetter		07:40	1-1	0-0	0-0	1	1	2	1	0	2	0	0	0	0	0	-2
Team							1	2	3			0		0				
Totals				23-55	8-28	4-8	13	23	36	18	12	58	10	12	2	5	2	-6

Technical Fouls::NONE

Shooting By Period		
1st FG%	13-26	50.0%
3PT%	6-13	46.2%
FT%	0-2	0%
2nd FG%	10-29	34.5%
3PT%	2-15	13.3%
FT%	4-6	66.7%
GM FG%	23-55	41.8%
3PT%	8-28	28.6%
FT%	4-8	50.0%

Dead Ball Rebounds: 2, 0

Maryland - 64 **Record: 12-6 (3-4)**

NO.	Name		Min	FG M-A	3P M-A	FT M-A	Rebounds OR	DR	TOT	Fouls PF	FD	TP	AS	TO	ST	Blocks BS	BA	+/-
10	Julian Reese	F	32:55	3-10	0-0	0-0	4	5	9	3	1	6	0	1	0	1	2	7
24	Donta Scott	F	38:11	3-11	1-2	2-2	4	4	8	1	4	9	3	0	2	0	1	11
0	Donald Carey	G	20:18	1-3	1-3	0-0	1	1	2	0	1	3	0	0	0	0	1	-3
1	Jahmir Young	G	37:30	9-19	0-5	8-10	1	2	3	2	5	26	2	3	3	0	1	6
13	Hakim Hart	G	40:00	4-8	1-3	1-2	2	3	5	2	3	10	1	1	2	0	0	6
23	Ian Martinez		19:42	2-3	0-0	2-3	0	2	2	2	3	6	1	1	0	0	0	9
35	Caelum Swanton-Rodger		07:05	2-2	0-0	0-0	2	1	3	2	1	4	0	0	0	1	0	-1
2	Jahari Long		02:30	0-0	0-0	0-0	0	0	0	0	0	0	0	0	0	0	0	0
11	Noah Batchelor		01:49	0-2	0-2	0-0	0	0	0	0	0	0	0	0	0	0	0	-5
Team							1	2	3			0		0				
Totals				24-58	3-15	13-17	15	20	35	12	18	64	7	6	7	2	5	6

Technical Fouls::NONE

Shooting By Period		
1st FG%	14-33	42.4%
3PT%	2-10	20.0%
FT%	4-6	66.7%
2nd FG%	10-25	40.0%
3PT%	1-5	20.0%
FT%	9-11	81.8%
GM FG%	24-58	41.4%
3PT%	3-15	20.0%
FT%	13-17	76.5%

Dead Ball Rebounds: 0, 1

	Mich	UMD
Biggest lead	2 (1st 19:25)	13 (1st 6:32)
Best Scoring Run	6(1st 0:06)	8(1st 10:29)
Lead Changes	1	
Times Tied	2	
Time with Lead	01:40	37:04

Points from	Mich	UMD
Turnovers	7	9
Paint	22	42
Second Chance	13	13
Fast Breaks	2	14
Bench	11	10

Period by Period Scoring	1st	2nd	TOT
Mich	32	26	58
UMD	34	30	64

Official Basketball Box Score - Final

Maryland at Purdue

01/22/23 Mackey Arena, West Lafayette

2022-23 Men's Basketball

Game Time: 1:00 PM
Game Duration: 2:22
Attendance: 14,876

Officials: Courtney Green, Terry Oglesby, John Gaffney

Maryland - 55 **Record: 12-7 (3-5)**

NO.	Name		Min	FG M-A	3P M-A	FT M-A	Rebounds OR	DR	TOT	Fouls PF	FD	TP	AS	TO	ST	Blocks BS	BA	+/-
10	Julian Reese	F	33:40	8-11	0-0	3-3	2	1	3	4	4	19	1	0	1	0	0	11
24	Donta Scott	F	34:31	2-9	1-5	0-0	0	4	4	2	1	5	0	1	0	1	0	-2
0	Donald Carey	G	26:33	1-6	1-6	0-0	0	1	1	1	0	3	2	1	1	0	0	3
1	Jahmir Young	G	32:27	4-18	0-6	2-2	3	4	7	1	3	10	7	2	3	1	3	-6
13	Hakim Hart	G	38:16	5-12	0-3	1-2	1	4	5	4	4	11	2	2	1	0	2	-3
23	Ian Martinez		14:47	2-2	1-1	2-2	0	0	0	2	2	7	0	1	0	0	0	-9
35	Caelum Swanton-Rodger		06:20	0-0	0-0	0-0	1	0	1	2	0	0	0	1	0	0	0	-14
15	Patrick Emilien		05:29	0-0	0-0	0-0	0	0	0	0	0	0	0	0	0	0	0	-1
2	Jahari Long		06:39	0-0	0-0	0-0	0	0	0	1	0	0	2	0	0	0	0	4
20	Ike Cornish		01:14	0-1	0-0	0-0	0	0	0	1	0	0	0	1	1	0	1	2
11	Noah Batchelor		00:04	0-0	0-0	0-0	0	0	0	0	0	0	0	0	0	0	0	0
Team							6	3	9			0		0				
Totals				22-59	3-21	8-9	13	17	30	18	14	55	14	9	7	2	6	-3

Technical Fouls::NONE

Shooting By Period		
1st FG%	9-28	32.1%
3PT%	2-11	18.2%
FT%	1-2	50%
2nd FG%	13-31	41.9%
3PT%	1-10	10.0%
FT%	7-7	100%
GM FG%	22-59	37.3%
3PT%	3-21	14.3%
FT%	8-9	88.9%

Dead Ball Rebounds: 0, 0

Purdue - 58 **Record: 19-1 (8-1)**

NO.	Name		Min	FG M-A	3P M-A	FT M-A	Rebounds OR	DR	TOT	Fouls PF	FD	TP	AS	TO	ST	Blocks BS	BA	+/-
1	Caleb Furst	F	25:20	2-7	0-1	2-2	3	2	5	2	1	6	1	0	1	2	1	-1
15	Zach Edey	C	32:55	10-17	0-0	4-6	7	9	16	2	7	24	1	5	0	2	0	1
2	Fletcher Loyer	G	32:53	3-9	1-4	0-0	0	2	2	2	2	7	4	1	1	0	0	0
3	Braden Smith	G	30:40	0-4	0-1	8-8	0	3	3	1	5	8	4	3	0	0	1	0
25	Ethan Morton	G	34:00	2-5	0-2	0-0	3	2	5	3	1	4	0	2	0	2	0	-9
4	Trey Kaufman-Renn		07:05	1-2	0-0	0-0	0	0	0	0	1	2	0	0	0	0	0	2
0	Mason Gillis		14:39	1-3	0-2	0-0	1	0	1	1	0	2	1	2	0	0	0	4
5	Brandon Newman		10:26	0-3	0-1	2-2	0	2	2	2	1	2	2	0	0	0	0	14
14	David Jenkins Jr.		12:02	1-2	1-2	0-0	0	2	2	1	0	3	0	0	1	0	0	4
Team							1	3	4			0		2				
Totals				20-52	2-13	16-18	15	25	40	14	18	58	13	15	3	6	2	3

Technical Fouls::NONE

Shooting By Period		
1st FG%	13-26	50.0%
3PT%	2-7	28.6%
FT%	7-8	87.5%
2nd FG%	7-26	26.9%
3PT%	0-6	0.0%
FT%	9-10	90%
GM FG%	20-52	38.5%
3PT%	2-13	15.4%
FT%	16-18	88.9%

Dead Ball Rebounds: 2, 0

	MAR	PUR
Biggest lead	0 (1st 20:00)	16 (1st 10:52)
Best Scoring Run	7(2nd 18:15)	7(1st 15:05)
Lead Changes	0	
Times Tied	0	
Time with Lead	00:00	39:48

Points from	MAR	PUR
Turnovers	10	6
Paint	30	32
Second Chance	13	14
Fast Breaks	9	4
Bench	7	9

Period by Period Scoring	1st	2nd	TOT
MAR	21	34	55
PUR	35	23	58

Official Basketball Box Score - Final

Wisconsin at Maryland

01/25/23 XFINITY Center, College Park

2022-23 Men's Basketball

Game Time: 7:00 PM
Game Duration: 1:46
Attendance: 14,407

Officials: Brian Dorsey, Doug Sirmons, Deldre Carr

Wisconsin - 55 **Record: 12-7 (4-5)**

NO.	Name		Min	FG M-A	3P M-A	FT M-A	Rebounds OR	DR	TOT	Fouls PF	FD	TP	AS	TO	ST	Blocks BS	BA	+/-
5	Tyler Wahl	F	32:18	6-13	0-0	1-1	1	3	4	1	3	13	3	1	0	0	1	-16
22	Steven Crowl	F	28:59	4-7	1-3	2-2	0	2	2	1	4	11	1	3	1	0	1	-9
2	Jordan Davis	G	29:55	1-5	1-4	0-0	1	3	4	2	0	3	2	0	0	0	0	-18
3	Connor Essegian	G	34:57	6-12	4-6	3-4	1	3	4	2	2	19	0	2	0	0	1	-14
23	Chucky Hepburn	G	25:17	1-3	1-1	0-0	0	1	1	4	1	3	4	0	0	1	0	-12
14	Carter Gilmore		22:37	3-5	0-1	0-0	0	0	0	1	0	6	1	0	0	0	0	-9
4	Kamari McGee		08:33	0-4	0-1	0-0	0	0	0	0	0	0	0	0	1	0	1	0
10	Isaac Lindsey		11:56	0-3	0-1	0-0	0	2	2	3	0	0	0	1	0	1	1	-9
21	Chris Hodges		04:28	0-1	0-0	0-0	0	0	0	0	0	0	0	0	0	0	0	0
35	Markus Ilver		01:00	0-0	0-0	0-0	1	0	1	0	0	0	0	0	0	0	0	-3
Team							3	1	4			0		1				
Totals				21-53	7-17	6-7	7	15	22	14	10	55	11	8	2	2	5	-18

Technical Fouls: Davis 1 st4:57

Shooting By Period		
1st FG%	11-23	47.8%
3PT%	5-9	55.6%
FT%	1-2	50%
2nd FG%	10-30	33.3%
3PT%	2-8	25.0%
FT%	5-5	100%
GM FG%	21-53	39.6%
3PT%	7-17	41.2%
FT%	6-7	85.7%

Dead Ball Rebounds: 2, 0

Maryland - 73 **Record: 13-7 (4-5)**

NO.	Name		Min	FG M-A	3P M-A	FT M-A	Rebounds OR	DR	TOT	Fouls PF	FD	TP	AS	TO	ST	Blocks BS	BA	+/-
10	Julian Reese	F	23:23	7-8	0-0	0-1	0	3	3	4	2	14	1	3	1	1	0	12
24	Donta Scott	F	37:29	5-9	2-3	2-3	4	7	11	0	2	14	0	0	1	1	0	16
0	Donald Carey	G	24:45	0-5	0-1	2-2	0	0	0	1	1	2	0	0	1	0	0	10
1	Jahmir Young	G	36:48	8-15	2-5	4-4	2	6	8	0	5	22	5	3	0	1	2	16
13	Hakim Hart	G	37:27	6-9	1-3	0-0	0	1	1	1	1	13	8	1	1	0	0	17
2	Jahari Long		03:12	0-0	0-0	0-0	0	0	0	0	0	0	1	0	0	0	0	2
23	Ian Martinez		15:15	0-2	0-1	1-2	0	3	3	2	2	1	0	0	0	0	0	8
15	Patrick Emilien		17:08	1-1	0-0	2-2	1	3	4	2	1	4	0	1	1	2	0	2
11	Noah Batchelor		02:33	1-1	1-1	0-0	0	0	0	0	0	3	0	0	0	0	0	1
20	Ike Cornish		01:00	0-0	0-0	0-0	0	0	0	0	0	0	0	0	0	0	0	3
35	Caelum Swanton-Rodger		01:00	0-0	0-0	0-0	0	1	1	0	0	0	0	0	0	0	0	3
Team							1	0	1			0		0				
Totals				28-50	6-14	11-14	8	24	32	10	14	73	15	8	5	5	2	18

Technical Fouls::NONE

Shooting By Period		
1st FG%	13-25	52.0%
3PT%	3-7	42.9%
FT%	3-3	100%
2nd FG%	15-25	60.0%
3PT%	3-7	42.9%
FT%	8-11	72.7%
GM FG%	28-50	56.0%
3PT%	6-14	42.9%
FT%	11-14	78.6%

Dead Ball Rebounds: 2, 0

	WISC	Terps
Biggest lead	4 (1st 18:49)	18 (2nd 0:46)
Best Scoring Run	5(1st 0:23)	12(1st 2:11)
Lead Changes	5	
Times Tied	6	
Time with Lead	06:52	30:24

Points from	WISC	Terps
Turnovers	10	8
Paint	22	38
Second Chance	2	11
Fast Breaks	0	7
Bench	6	8

Period by Period Scoring	1st	2nd	TOT
WISC	28	27	55
Terps	32	41	73

Official Basketball Box Score - Final

Nebraska at Maryland

01/28/23 XFINITY Center, College Park

2022-23 Men's Basketball

Game Time: 4:30 PM
Game Duration: 1:55
Attendance: 15,864

Officials: Paul Szelc, Bill Ek, Edwin Young

Nebraska - 63 **Record: 10-12 (3-8)**

NO.	Name		Min	FG M-A	3P M-A	FT M-A	Rebounds OR	DR	TOT	Fouls PF	FD	TP	AS	TO	ST	Blocks BS	BA	+/-
13	Derrick Walker	F	30:11	8-12	0-0	0-2	0	8	8	0	4	16	2	5	1	0	1	-16
5	Sam Griesel	G	32:25	2-4	0-0	4-4	0	4	4	1	5	8	6	1	1	1	2	-16
10	Jamarques Lawrence	G	22:15	3-4	1-2	0-0	0	0	0	3	1	7	3	2	0	0	0	-8
12	Denim Dawson	G	23:28	2-6	0-2	0-0	0	1	1	4	1	4	0	1	0	0	0	-18
30	Keisei Tominaga	G	21:42	1-3	1-3	0-0	0	2	2	3	1	3	0	2	0	0	0	-13
0	C.J. Wilcher		23:53	1-5	0-2	2-3	0	1	1	3	1	4	3	0	0	0	0	-11
32	Wilhelm Breidenbach		11:48	1-2	1-2	0-0	0	3	3	1	0	3	1	1	0	0	0	-8
1	Sam Hoiberg		25:55	6-8	3-3	0-0	1	2	3	2	0	15	0	1	0	0	0	-3
33	Oleg Kojenets		06:43	0-1	0-0	3-4	1	0	1	1	2	3	0	1	0	0	1	0
24	Jeff Grace		01:40	0-0	0-0	0-2	0	0	0	0	1	0	0	1	1	0	0	-2
Team							2	0	2			0		0				
Totals				24-45	6-14	9-15	4	21	25	18	16	63	15	15	3	1	4	-19

Technical Fouls: Wilcher 2nd 8:41

Shooting By Period		
1st FG%	13-26	50.0%
3PT%	4-11	36.4%
FT%	0-1	0%
2nd FG%	11-19	57.9%
3PT%	2-3	66.7%
FT%	9-14	64.3%
GM FG%	24-45	53.3%
3PT%	6-14	42.9%
FT%	9-15	60.0%

Dead Ball Rebounds: 2, 0

Maryland - 82 **Record: 14-7 (5-5)**

NO.	Name		Min	FG M-A	3P M-A	FT M-A	Rebounds OR	DR	TOT	Fouls PF	FD	TP	AS	TO	ST	Blocks BS	BA	+/-
10	Julian Reese	F	13:56	4-6	0-0	0-2	3	2	5	4	3	8	0	2	0	0	0	1
24	Donta Scott	F	34:40	4-14	2-7	2-2	2	4	6	0	1	12	2	1	0	1	1	19
0	Donald Carey	G	28:41	5-8	4-4	2-2	0	0	0	1	1	16	1	1	0	0	0	18
1	Jahmir Young	G	30:32	4-9	1-3	9-9	0	3	3	0	5	18	7	2	6	1	0	19
13	Hakim Hart	G	31:28	2-7	0-4	7-7	2	2	4	2	4	11	5	1	0	0	0	17
15	Patrick Emilien		25:26	3-4	0-1	4-4	3	4	7	3	2	10	0	0	1	1	0	19
23	Ian Martinez		11:19	0-3	0-1	0-0	0	1	1	2	1	0	0	0	0	1	0	1
2	Jahari Long		09:28	2-2	1-1	0-0	0	0	0	1	0	5	1	1	0	0	0	0
11	Noah Batchelor		08:09	0-2	0-2	0-0	0	2	2	1	0	0	0	1	0	0	0	0
20	Ike Cornish		04:25	1-1	0-0	0-0	0	0	0	1	0	2	0	1	0	0	0	0
35	Caelum Swanton-Rodger		01:56	0-0	0-0	0-0	0	2	2	1	0	0	0	0	0	1	0	1
Team							1	0	1			0		0				
Totals				25-56	8-23	24-26	11	20	31	16	17	82	16	10	8	4	1	19

Technical Fouls: Scott 1st 1:43

Shooting By Period		
1st FG%	11-24	45.8%
3PT%	5-10	50.0%
FT%	13-13	100%
2nd FG%	14-32	43.8%
3PT%	3-13	23.1%
FT%	11-13	84.6%
GM FG%	25-56	44.6%
3PT%	8-23	34.8%
FT%	24-26	92.3%

Dead Ball Rebounds: 1, 1

	NEB	Terps
Biggest lead	5 (1st 14:08)	22 (2nd 5:50)
Best Scoring Run	6(2nd 1:40)	10(1st 11:48)
Lead Changes	4	
Times Tied	2	
Time with Lead	04:13	34:21

Points from	NEB	Terps
Turnovers	6	20
Paint	30	30
Second Chance	5	11
Fast Breaks	4	22
Bench	25	17

Period by Period Scoring	1st	2nd	TOT
NEB	30	33	63
Terps	40	42	82

Official Basketball Box Score - Final

Indiana at Maryland

01/31/23 XFINITY Center, College Park

2022-23 Men's Basketball

Game Time: 9:00 PM
Game Duration: 2:05
Attendance: 14,583

Officials: Brian Dorsey, Brandon Cruz, Earl Walton

Indiana - 55 **Record: 15-7 (6-5)**

NO.	Name		Min	FG M-A	3P M-A	FT M-A	Rebounds OR	DR	TOT	Fouls PF	FD	TP	AS	TO	ST	Blocks BS	BA	+/-
12	Miller Kopp	F	33:57	3-7	1-4	0-0	0	1	1	3	1	7	0	0	0	0	0	-13
23	Trayce Jackson-Davis	F	38:30	7-13	0-0	4-5	5	15	20	1	5	18	2	2	1	1	0	-7
25	Race Thompson	F	28:16	4-8	0-2	3-3	3	1	4	0	2	11	0	3	1	1	1	-16
1	Jalen Hood-Schifino	G	33:36	1-14	0-2	1-2	0	5	5	2	1	3	4	4	0	1	2	-11
32	Trey Galloway	G	22:09	2-4	2-2	0-0	1	2	3	4	0	6	2	1	0	0	1	1
5	Malik Reneau		13:14	2-3	0-0	2-2	0	1	1	5	1	6	1	0	0	0	1	1
53	Tamar Bates		24:54	1-5	0-0	0-0	1	0	1	3	1	2	2	1	0	0	0	-10
10	Kaleb Banks		05:24	1-2	0-1	0-0	0	1	1	2	1	2	0	0	0	0	0	0
Team							2	2	4			0		1				
Totals				21-56	3-11	10-12	12	28	40	20	12	55	11	12	2	3	5	-11

Technical Fouls::NONE

Shooting By Period		
1st FG%	11-25	44.0%
3PT%	2-5	40.0%
FT%	5-6	83.3%
2nd FG%	10-31	32.3%
3PT%	1-6	16.7%
FT%	5-6	83.3%
GM FG%	21-56	37.5%
3PT%	3-11	27.3%
FT%	10-12	83.3%

Dead Ball Rebounds: 2, 0

Maryland - 66 **Record: 15-7 (6-5)**

NO.	Name		Min	FG M-A	3P M-A	FT M-A	Rebounds OR	DR	TOT	Fouls PF	FD	TP	AS	TO	ST	Blocks BS	BA	+/-
10	Julian Reese	F	30:53	4-7	0-0	2-3	4	7	11	3	3	10	1	0	1	2	2	6
24	Donta Scott	F	36:14	6-18	1-7	6-6	2	3	5	1	5	19	1	0	1	1	0	8
0	Donald Carey	G	22:06	0-4	0-3	2-2	0	0	0	0	1	2	1	0	0	0	0	-2
1	Jahmir Young	G	37:07	6-15	3-6	5-6	1	5	6	2	4	20	1	2	2	0	1	12
13	Hakim Hart	G	37:48	1-5	0-3	4-4	0	1	1	1	3	6	2	2	1	0	0	6
15	Patrick Emilien		12:53	0-0	0-0	2-4	1	2	3	1	2	2	1	0	0	1	0	8
23	Ian Martinez		20:06	1-3	1-2	4-4	1	3	4	4	2	7	0	1	1	1	0	18
2	Jahari Long		02:53	0-1	0-1	0-0	1	0	1	0	0	0	0	0	0	0	0	-1
Team							0	2	2			0		0				
Totals				18-53	5-22	25-29	10	23	33	12	20	66	7	5	6	5	3	11

Technical Fouls::NONE

Shooting By Period		
1st FG%	10-28	35.7%
3PT%	4-15	26.7%
FT%	13-15	86.7%
2nd FG%	8-25	32.0%
3PT%	1-7	14.3%
FT%	12-14	85.7%
GM FG%	18-53	34.0%
3PT%	5-22	22.7%
FT%	25-29	86.2%

Dead Ball Rebounds: 1, 0

	IND	Terps
Biggest lead	7 (1st 9:21)	12 (2nd 9:03)
Best Scoring Run	7(2nd 5:56)	10(1st 2:00)
Lead Changes	4	
Times Tied	5	
Time with Lead	07:46	27:42

Points from	IND	Terps
Turnovers	6	14
Paint	28	26
Second Chance	10	15
Fast Breaks	2	5
Bench	10	9

Period by Period Scoring	1st	2nd	TOT
IND	29	26	55
Terps	37	29	66

Official Basketball Box Score - Final

Maryland at Minnesota

02/04/23 Williams Arena, Minneapolis

2022-23 Men's Basketball

Game Time: 8:00 PM
Game Duration: 1:55
Attendance: 9,255

Officials: Bill Ek, Chris Beaver, Edwin Young

Maryland - 81 **Record: 16-7 (7-5)**

NO.	Name		Min	FG M-A	3P M-A	FT M-A	Rebounds OR	DR	TOT	Fouls PF	FD	TP	AS	TO	ST	Blocks BS	BA	+/-
10	Julian Reese	F	20:23	8-10	0-0	0-2	4	1	5	4	1	16	3	0	1	0	1	26
24	Donta Scott	F	24:46	5-12	2-3	1-2	1	5	6	0	2	13	2	1	0	0	1	26
0	Donald Carey	G	19:59	2-3	2-3	1-1	0	2	2	1	1	7	2	0	2	0	0	31
1	Jahmir Young	G	21:18	6-9	1-1	1-1	0	3	3	0	4	14	1	1	2	0	0	36
13	Hakim Hart	G	22:02	3-5	0-1	1-1	0	4	4	2	2	7	4	0	2	0	0	22
2	Jahari Long		18:31	2-5	1-2	0-1	1	3	4	3	1	5	4	0	0	0	0	0
15	Patrick Emilien		24:49	1-1	0-0	0-0	0	2	2	2	0	2	0	0	0	0	0	25
23	Ian Martinez		17:30	4-9	3-6	0-0	1	0	1	3	0	11	1	0	1	0	1	15
20	Ike Cornish		10:30	0-3	0-3	1-2	0	0	0	1	1	1	0	1	1	0	0	2
11	Noah Batchelor		08:48	1-3	0-2	0-0	0	1	1	2	0	2	0	2	0	0	0	1
35	Caelum Swanton-Rodger		03:30	1-2	0-0	1-1	1	0	1	3	1	3	0	0	0	0	0	3
31	Arnaud Revaz		03:48	0-0	0-0	0-0	0	0	0	1	0	0	0	0	0	0	0	-7
12	Pavlo Dziuba		02:44	0-1	0-0	0-0	0	0	0	0	0	0	0	0	0	0	1	-3
32	Brett Karkus		01:11	0-0	0-0	0-0	0	0	0	0	0	0	0	0	0	0	0	-1
30	Carson Dick		00:11	0-0	0-0	0-0	0	0	0	0	0	0	0	0	0	0	0	-1
Team							3	1	4			0		0				
Totals				33-63	9-21	6-11	11	22	33	22	13	81	17	5	9	0	4	35

Technical Fouls::NONE

Shooting By Period		
1st FG%	17-30	56.7%
3PT%	6-10	60.0%
FT%	1-4	25%
2nd FG%	16-33	48.5%
3PT%	3-11	27.3%
FT%	5-7	71.4%
GM FG%	33-63	52.4%
3PT%	9-21	42.9%
FT%	6-11	54.5%

Dead Ball Rebounds: 3, 0

Minnesota - 46 **Record: 7-15 (1-11)**

NO.	Name		Min	FG M-A	3P M-A	FT M-A	Rebounds OR	DR	TOT	Fouls PF	FD	TP	AS	TO	ST	Blocks BS	BA	+/-
1	Joshua Ola-Joseph	F	34:23	2-6	0-2	4-4	2	1	3	2	2	8	1	2	1	1	0	-37
10	Jamison Battle	F	38:49	2-9	1-5	0-0	0	2	2	1	1	5	0	2	0	0	0	-36
21	Pharrel Payne	F	30:47	4-5	0-0	6-10	1	5	6	3	9	14	2	2	0	3	0	-38
0	Taurus Samuels	G	19:11	0-2	0-2	2-2	0	1	1	2	4	2	0	1	0	0	0	-17
55	Ta'lon Cooper	G	31:30	2-8	1-3	0-0	0	2	2	1	1	5	4	4	0	0	0	-36
24	Jaden Henley		29:19	2-5	0-0	4-6	1	6	7	4	4	8	4	2	0	0	0	-17
42	Treyton Thompson		14:50	1-3	0-2	2-2	0	3	3	0	1	4	0	2	0	0	0	5
25	Will Ramberg		01:11	0-0	0-0	0-0	1	0	1	0	0	0	0	0	0	0	0	1
Team							1	1	2			0		1				
Totals				13-38	2-14	18-24	6	21	27	13	22	46	11	16	1	4	0	-35

Technical Fouls::NONE

Shooting By Period		
1st FG%	8-20	40.0%
3PT%	1-6	16.7%
FT%	4-5	80%
2nd FG%	5-18	27.8%
3PT%	1-8	12.5%
FT%	14-19	73.7%
GM FG%	13-38	34.2%
3PT%	2-14	14.3%
FT%	18-24	75.0%

Dead Ball Rebounds: 3, 0

	MARY	UMN
Biggest lead	42 (2nd 4:01)	0 (1st 20:00)
Best Scoring Run	13(2nd 16:29)	8(1st 2:28)
Lead Changes	0	
Times Tied	1	
Time with Lead	38:42	00:00

Points from	MARY	UMN
Turnovers	23	2
Paint	40	22
Second Chance	19	8
Fast Breaks	7	2
Bench	24	12

Period by Period Scoring	1st	2nd	TOT
MARY	41	40	81
UMN	21	25	46

Official Basketball Box Score - Final

Maryland at Michigan St.

02/07/23 Breslin Events Center, East Lansing

2022-23 Men's Basketball

Game Time: 9:00 PM
Game Duration: 2:07
Attendance: 14,797

Officials: Larry Scirotto, Kelly Pfeifer, Lewis Garrison

Maryland - 58 **Record: 16-8 (7-6)**

NO.	Name		Min	FG M-A	3P M-A	FT M-A	Rebounds OR	DR	TOT	Fouls PF	FD	TP	AS	TO	ST	Blocks BS	BA	+/-
10	Julian Reese	F	29:19	5-9	0-0	1-2	2	3	5	4	4	11	0	3	0	1	0	0
24	Donta Scott	F	28:50	4-8	1-3	1-2	0	2	2	2	2	10	1	1	1	1	0	-4
0	Donald Carey	G	11:05	0-4	0-4	0-0	0	0	0	1	0	0	0	0	0	0	0	-13
1	Jahmir Young	G	36:35	6-13	1-5	4-5	0	3	3	4	4	17	6	4	2	0	0	-7
13	Hakim Hart	G	38:39	3-9	1-6	5-5	0	6	6	1	4	12	4	0	0	2	1	-3
15	Patrick Emilien		21:51	1-2	0-0	4-4	3	3	6	2	2	6	0	0	0	0	0	-6
23	Ian Martinez		30:16	1-4	0-2	0-0	0	6	6	2	1	2	2	0	0	0	0	6
2	Jahari Long		03:25	0-2	0-2	0-0	0	1	1	0	0	0	0	0	0	0	0	2
Team							0	2	2			0		0				
Totals				20-51	3-22	15-18	5	26	31	16	17	58	13	8	3	4	1	-5

Technical Fouls: Reese 2nd 18:03

Shooting By Period		
1st FG%	8-26	30.8%
3PT%	2-13	15.4%
FT%	4-4	100%
2nd FG%	12-25	48.0%
3PT%	1-9	11.1%
FT%	11-14	78.6%
GM FG%	20-51	39.2%
3PT%	3-22	13.6%
FT%	15-18	83.3%

Dead Ball Rebounds: 1, 0

Michigan St. - 63 **Record: 15-9 (7-6)**

NO.	Name		Min	FG M-A	3P M-A	FT M-A	Rebounds OR	DR	TOT	Fouls PF	FD	TP	AS	TO	ST	Blocks BS	BA	+/-
10	Joey Hauser	F	33:07	6-11	3-5	5-6	0	2	2	3	2	20	1	2	0	0	1	18
22	Mady Sissoko	C	25:30	1-1	0-0	2-2	0	5	5	3	4	4	0	1	0	0	0	14
2	Tyson Walker	G	27:10	7-15	3-6	0-0	0	1	1	3	2	17	3	0	1	0	1	15
3	Jaden Akins	G	34:41	3-8	1-4	0-0	0	3	3	2	2	7	1	0	1	1	0	9
11	A.J. Hoggard	G	34:40	2-6	1-2	3-4	0	10	10	1	4	8	8	2	1	0	1	7
0	Jaxon Kohler		09:54	0-2	0-0	0-0	0	2	2	1	0	0	0	1	0	0	0	-16
5	Tre Holloman		05:20	0-0	0-0	0-1	0	1	1	1	1	0	0	0	0	0	0	-2
25	Malik Hall		21:01	3-5	1-1	0-0	0	2	2	3	0	7	1	2	0	0	1	-12
1	Pierre Brooks		08:37	0-2	0-2	0-0	0	1	1	0	0	0	0	0	0	0	0	-8
Team							2	1	3			0		2				
Totals				22-50	9-20	10-13	2	28	30	17	15	63	14	10	3	1	4	5

Technical Fouls::NONE

Shooting By Period		
1st FG%	11-23	47.8%
3PT%	5-10	50.0%
FT%	4-6	66.7%
2nd FG%	11-27	40.7%
3PT%	4-10	40.0%
FT%	6-7	85.7%
GM FG%	22-50	44.0%
3PT%	9-20	45.0%
FT%	10-13	76.9%

Dead Ball Rebounds: 3, 0

	UMD	MSU
Biggest lead	4 (2nd 9:15)	15 (1st 16:32)
Best Scoring Run	14(2nd 12:37)	15(1st 16:32)
Lead Changes	2	
Times Tied	4	
Time with Lead	02:40	35:10

Points from	UMD	MSU
Turnovers	8	11
Paint	30	14
Second Chance	4	2
Fast Breaks	5	11
Bench	8	7

Period by Period Scoring	1st	2nd	TOT
UMD	22	36	58
MSU	31	32	63

Official Basketball Box Score - Final
Penn St. at Maryland
02/11/23 XFINITY Center, College Park
2022-23 Men's Basketball

Game Time: 12:00 PM
Game Duration: 1:52
Attendance: 17,950

Officials: Bill Ek, Kevin Brill, Rob Riley

Penn St. - 68 **Record: 14-11 (5-9)**

NO.	Name		Min	FG M-A	3P M-A	FT M-A	Reb OR	Reb DR	Reb TOT	Fouls PF	Fouls FD	TP	AS	TO	ST	Blocks BS	Blocks BA	+/-
1	Seth Lundy	F	33:28	3-7	3-6	2-3	0	7	7	3	3	11	0	1	0	1	0	-7
3	Kebba Njie	F	12:01	0-1	0-0	0-0	0	1	1	2	0	0	0	2	0	1	0	-8
10	Andrew Funk	G	36:54	5-9	4-7	0-0	0	5	5	1	1	14	0	1	0	1	0	-6
11	Camren Wynter	G	17:58	0-3	0-1	0-0	0	1	1	1	0	0	2	3	0	1	1	-7
22	Jalen Pickett	G	38:47	7-11	1-2	0-1	1	2	3	1	5	15	5	3	0	2	0	-9
0	Kanye Clary		23:15	8-11	1-2	0-0	0	1	1	2	3	17	2	0	1	0	2	4
24	Michael Henn		04:34	0-3	0-1	0-0	1	1	2	0	0	0	0	0	1	0	1	-3
2	Myles Dread		21:35	4-8	3-7	0-0	0	0	0	5	0	11	1	1	1	0	0	0
23	Dallion Johnson		08:31	0-0	0-0	0-0	0	0	0	2	0	0	0	0	1	0	0	8
12	Evan Mahaffey		02:57	0-0	0-0	0-0	0	0	0	2	0	0	0	0	0	0	0	-2
Team							1	2	3			0		2				
Totals				27-53	12-26	2-4	3	20	23	19	12	68	10	13	4	6	4	-6

Technical Fouls::NONE

Shooting By Period			
1st	FG%	11-24	45.8%
	3PT%	6-11	54.5%
	FT%	0-1	0%
2nd	FG%	16-29	55.2%
	3PT%	6-15	40.0%
	FT%	2-3	66.7%
GM	FG%	27-53	50.9%
	3PT%	12-26	46.2%
	FT%	2-4	50.0%

Dead Ball Rebounds: 1, 0

Maryland - 74 **Record: 17-8 (8-6)**

NO.	Name		Min	FG M-A	3P M-A	FT M-A	Reb OR	Reb DR	Reb TOT	Fouls PF	Fouls FD	TP	AS	TO	ST	Blocks BS	Blocks BA	+/-
10	Julian Reese	F	25:22	4-10	0-0	3-4	0	5	5	2	4	11	0	2	1	3	4	14
24	Donta Scott	F	37:41	4-11	1-5	0-0	2	8	10	2	1	9	4	2	0	0	2	2
0	Donald Carey	G	21:23	2-4	1-3	0-0	0	1	1	2	0	5	0	1	0	0	0	8
1	Jahmir Young	G	36:03	5-10	2-4	6-9	2	2	4	2	6	18	4	1	1	0	0	11
13	Hakim Hart	G	38:27	8-10	2-4	5-6	0	5	5	0	6	23	4	1	2	0	0	9
2	Jahari Long		03:57	0-0	0-0	0-0	0	0	0	0	0	0	0	0	0	0	0	-5
15	Patrick Emilien		16:57	0-0	0-0	0-0	0	1	1	3	0	0	0	2	1	0	0	-4
23	Ian Martinez		20:10	2-2	0-0	4-4	0	0	0	1	2	8	0	0	0	1	0	-5
Team							0	2	2			0		1				
Totals				25-47	6-16	18-23	4	24	28	12	19	74	12	10	5	4	6	6

Technical Fouls::NONE

Shooting By Period			
1st	FG%	11-25	44.0%
	3PT%	4-11	36.4%
	FT%	5-7	71.4%
2nd	FG%	14-22	63.6%
	3PT%	2-5	40.0%
	FT%	13-16	81.3%
GM	FG%	25-47	53.2%
	3PT%	6-16	37.5%
	FT%	18-23	78.3%

Dead Ball Rebounds: 3, 0

	PSU	Terps
Biggest lead	3 (2nd 18:07)	13 (2nd 0:57)
Best Scoring Run	7(1st 2:24)	9(2nd 16:10)
Lead Changes	2	
Times Tied	4	
Time with Lead	00:47	36:37

Points from	PSU	Terps
Turnovers	6	17
Paint	20	28
Second Chance	2	5
Fast Breaks	7	10
Bench	28	8

Period by Period Scoring	1st	2nd	TOT
PSU	28	40	68
Terps	31	43	74

Official Basketball Box Score - Final
Purdue at Maryland
02/16/23 XFINITY Center, College Park
2022-23 Men's Basketball

Game Time: 6:30 PM
Game Duration: 1:53
Attendance: 17,950

Officials: Paul Szelc, Doug Sirmons, Roger Ayers

Purdue - 54 **Record: 23-4 (12-4)**

NO.	Name		Min	FG M-A	3P M-A	FT M-A	Reb OR	Reb DR	Reb TOT	Fouls PF	Fouls FD	TP	AS	TO	ST	Blocks BS	Blocks BA	+/-
1	Caleb Furst	F	13:50	0-1	0-0	0-0	0	1	1	0	0	0	0	1	1	0	0	-10
15	Zach Edey	C	33:27	8-16	0-0	2-2	2	6	8	2	3	18	0	2	0	3	1	-10
2	Fletcher Loyer	G	34:31	2-9	0-3	2-2	0	1	1	3	1	6	3	1	1	0	1	-9
3	Braden Smith	G	34:16	8-12	1-3	1-2	0	3	3	2	5	18	3	2	2	1	0	-7
25	Ethan Morton	G	26:05	0-2	0-2	0-0	1	3	4	0	0	0	1	1	0	0	0	-11
0	Mason Gillis		17:42	1-3	0-2	2-2	0	3	3	4	1	4	1	0	0	0	0	-1
4	Trey Kaufman-Renn		13:52	1-2	0-0	0-0	0	1	1	1	1	2	2	0	0	1	0	-3
5	Brandon Newman		17:02	2-4	1-2	1-2	0	1	1	3	1	6	1	0	0	0	0	-4
14	David Jenkins Jr.		09:15	0-1	0-1	0-0	0	0	0	2	0	0	0	0	0	0	0	-15
Team							0	1	1			0		0				
Totals				22-50	2-13	8-10	3	20	23	17	12	54	11	7	4	5	2	-14

Technical Fouls: Gillis 2nd 15:20

Shooting By Period			
1st	FG%	13-27	48.1%
	3PT%	0-5	0.0%
	FT%	2-2	100%
2nd	FG%	9-23	39.1%
	3PT%	2-8	25.0%
	FT%	6-8	75%
GM	FG%	22-50	44.0%
	3PT%	2-13	15.4%
	FT%	8-10	80.0%

Dead Ball Rebounds: 1, 0

Maryland - 68 **Record: 18-8 (9-6)**

NO.	Name		Min	FG M-A	3P M-A	FT M-A	Reb OR	Reb DR	Reb TOT	Fouls PF	Fouls FD	TP	AS	TO	ST	Blocks BS	Blocks BA	+/-
10	Julian Reese	F	35:31	5-11	0-0	0-2	2	7	9	2	2	10	0	3	1	1	3	14
24	Donta Scott	F	29:18	2-6	1-2	0-0	2	3	5	2	2	5	2	1	0	0	1	0
0	Donald Carey	G	23:43	2-4	0-1	0-0	1	1	2	1	0	4	4	0	1	0	0	7
1	Jahmir Young	G	35:41	6-14	1-3	7-7	0	5	5	0	3	20	4	1	2	0	1	8
13	Hakim Hart	G	37:13	5-11	2-4	1-1	0	4	4	3	5	13	3	1	1	0	0	13
15	Patrick Emilien		15:11	3-3	1-1	2-2	1	2	3	1	1	9	0	1	0	1	0	14
23	Ian Martinez		21:33	2-4	0-0	3-4	2	1	3	3	3	7	1	0	0	0	0	17
2	Jahari Long		01:50	0-0	0-0	0-0	0	0	0	0	0	0	0	1	0	0	0	-3
Team							2	2	4			0		0				
Totals				25-53	5-11	13-16	10	25	35	12	16	68	14	8	5	2	5	14

Technical Fouls::NONE

Shooting By Period			
1st	FG%	8-26	30.8%
	3PT%	1-6	16.7%
	FT%	8-11	72.7%
2nd	FG%	17-27	63.0%
	3PT%	4-5	80.0%
	FT%	5-5	100%
GM	FG%	25-53	47.2%
	3PT%	5-11	45.5%
	FT%	13-16	81.3%

Dead Ball Rebounds: 1, 1

	PUR	Terps
Biggest lead	8 (2nd 16:19)	18 (2nd 6:10)
Best Scoring Run	5(2nd 4:30)	13(2nd 7:15)
Lead Changes	5	
Times Tied	5	
Time with Lead	21:19	14:04

Points from	PUR	Terps
Turnovers	9	9
Paint	30	38
Second Chance	2	9
Fast Breaks	5	8
Bench	12	16

Period by Period Scoring	1st	2nd	TOT
PUR	28	26	54
Terps	25	43	68

Official Basketball Box Score - Final
Maryland at Nebraska
[illegible] Pinnacle Bank Arena, Lincoln
2022-23 Men's Basketball

Game Time: 4:07 PM
Game Duration: [illegible]
Attendance: 15,[illegible]

Officials: Rob Riley, John Higgins, Kipp Kissinger

Maryland - [illegible] **Record: [illegible]**

NO.	Name		Min	FG M-A	3P M-A	FT M-A	Reb OR	Reb DR	Reb TOT	Fouls PF	Fouls FD	TP	AS	TO	ST	Blocks BS	Blocks BA	+/-
10	Julian Reese	F	30:43	5-8	0-0	6-10	5	11	16	4	8	16	0	2	0	3	1	0
24	Donta Scott	F	36:30	2-16	1-8	0-0	1	6	7	2	1	5	1	2	0	2	0	-10
0	Donald Carey	G	08:14	0-1	0-1	0-0	0	0	0	0	0	0	0	0	0	1	0	-3
1	Jahmir Young	G	39:14	6-16	1-3	3-3	2	4	6	2	3	16	6	4	0	1	1	-12
13	Hakim Hart	G	39:40	5-13	4-6	0-0	0	4	4	4	0	14	1	2	1	0	3	-6
2	Jahari Long		08:41	1-2	0-0	4-5	0	0	0	3	2	6	1	0	0	0	1	4
23	Ian Martinez		33:39	1-7	1-4	0-0	0	4	4	5	2	3	2	2	1	1	0	7
15	Patrick Emilien		22:47	2-5	0-0	0-1	2	1	3	3	1	4	2	0	1	0	2	2
20	Ike Cornish		05:32	1-1	0-0	0-0	0	0	0	1	0	2	0	0	0	0	0	-2
Team							5	0	5			0		0				
Totals				23-69	7-22	13-19	15	30	45	24	17	66	13	12	3	8	8	-4

Technical Fouls::NONE

Shooting By Period			
1st	FG%	9-31	29.0%
	3PT%	3-11	27.3%
	FT%	3-5	60%
2nd	FG%	11-31	35.5%
	3PT%	4-10	40.0%
	FT%	8-12	66.7%
:OT	FG%	3-7	42.9%
	3PT%	0-1	0.0%
	FT%	2-2	100%
GM	FG%	23-69	33.3%
	3PT%	7-22	31.8%
	FT%	13-19	68.4%

Dead Ball Rebounds: [illegible]

Nebraska - [illegible] **Record: 14-14 (7-10)**

NO.	Name		Min	FG M-A	3P M-A	FT M-A	Reb OR	Reb DR	Reb TOT	Fouls PF	Fouls FD	TP	AS	TO	ST	Blocks BS	Blocks BA	+/-
13	Derrick Walker	F	38:59	7-12	0-0	9-11	2	5	7	3	8	23	6	5	1	3	2	11
0	C.J. Wilcher	G	28:22	2-4	0-2	0-0	1	3	4	2	2	4	0	0	0	1	0	6
5	Sam Griesel	G	33:04	5-11	0-1	2-3	0	3	3	4	4	12	2	1	1	2	1	12
10	Jamarques Lawrence	G	17:57	0-5	0-2	1-2	0	3	3	0	1	1	0	1	0	0	2	-7
30	Keisei Tominaga	G	42:23	7-17	2-6	4-4	1	3	4	0	4	20	0	2	1	0	2	3
1	Sam Hoiberg		37:01	3-5	1-3	2-2	1	5	6	3	2	9	1	0	2	0	0	5
15	Blaise Keita		15:57	0-1	0-0	1-2	1	7	8	3	2	1	0	0	1	1	0	-1
32	Wilhelm Breidenbach		09:45	0-3	0-2	0-1	0	4	4	2	1	0	0	0	0	0	1	-6
12	Denim Dawson		01:32	0-0	0-0	0-0	0	0	0	0	0	0	0	0	0	1	0	-3
Team							4	1	5			0		1				
Totals				24-58	3-16	19-25	10	34	44	17	24	70	9	10	6	8	8	4

Technical Fouls::NONE

Shooting By Period			
1st	FG%	14-31	45.2%
	3PT%	1-7	14.3%
	FT%	2-2	100%
2nd	FG%	7-19	36.8%
	3PT%	1-7	14.3%
	FT%	12-16	75%
:OT	FG%	3-8	37.5%
	3PT%	1-2	50.0%
	FT%	5-7	71.4%
GM	FG%	24-58	41.4%
	3PT%	3-16	18.8%
	FT%	19-25	76.0%

Dead Ball Rebounds: [illegible]

	MD.	NEB
Biggest lead	8 (2nd 7:10)	9 (1st 9:54)
Best Scoring Run	11(2nd 12:48)	8(1st OT 0:14)
Lead Changes	7	
Times Tied	5	
Time with Lead	16:15	23:09

Points from	MD.	NEB
Turnovers	5	16
Paint	30	36
Second Chance	12	13
Fast Breaks	2	11
Bench	15	10

Period by Period Scoring	1st	2nd	OT1	TOT
MD.	24	34	8	66
NEB	31	27	12	70

Official Basketball Box Score - Final
Minnesota at Maryland
02/22/23 XFINITY Center, College Park
2022-23 Men's Basketball

Game Time: 7:00 PM
Game Duration: 1:52
Attendance: 14,263

Officials: Kelly Pfeifer, John Floyd, Keith Kimble

Minnesota - 70 **Record: 7-19 (1-15)**

NO.	Name		Min	FG M-A	3P M-A	FT M-A	Reb OR	Reb DR	Reb TOT	Fouls PF	Fouls FD	TP	AS	TO	ST	Blocks BS	Blocks BA	+/-
1	Joshua Ola-Joseph	F	25:51	1-5	1-1	1-2	0	2	2	2	1	4	0	0	0	0	1	0
3	Dawson Garcia	F	33:31	6-13	1-1	2-3	1	7	8	4	3	15	3	1	0	0	1	-20
10	Jamison Battle	F	37:00	3-8	2-4	0-0	0	1	1	0	1	8	2	1	0	0	0	-26
24	Jaden Henley	G	25:54	5-7	2-2	2-2	0	1	1	3	2	14	1	1	3	0	1	-7
55	Ta'lon Cooper	G	35:56	3-5	0-0	0-0	1	0	1	2	1	6	8	3	2	0	1	-26
4	Braeden Carrington		17:57	1-5	1-2	3-4	2	1	3	1	4	6	1	1	0	0	0	-7
21	Pharrel Payne		16:47	7-11	0-0	3-5	3	1	4	5	4	17	0	3	0	1	1	-20
0	Taurus Samuels		04:04	0-0	0-0	0-0	0	0	0	1	0	0	0	0	0	0	0	8
42	Treyton Thompson		03:00	0-0	0-0	0-0	1	0	1	1	0	0	1	1	0	0	0	8
Team							0	0	0			0		0				
Totals				26-54	7-10	11-16	8	13	21	19	16	70	16	11	5	1	5	-18

Technical Fouls::NONE

Shooting By Period			
1st	FG%	12-29	41.4%
	3PT%	3-5	60.0%
	FT%	3-5	60%
2nd	FG%	14-25	56.0%
	3PT%	4-5	80.0%
	FT%	8-11	72.7%
GM	FG%	26-54	48.1%
	3PT%	7-10	70.0%
	FT%	11-16	68.8%

Dead Ball Rebounds: 2, 1

Maryland - 88 **Record: 19-9 (10-7)**

NO.	Name		Min	FG M-A	3P M-A	FT M-A	Reb OR	Reb DR	Reb TOT	Fouls PF	Fouls FD	TP	AS	TO	ST	Blocks BS	Blocks BA	+/-
10	Julian Reese	F	27:58	9-11	0-0	3-8	3	9	12	4	5	21	0	3	0	2	1	23
24	Donta Scott	F	32:20	7-9	1-1	3-3	1	4	5	1	3	18	0	2	0	0	0	26
0	Donald Carey	G	22:14	4-6	2-3	0-0	0	2	2	0	0	10	0	1	0	0	0	22
1	Jahmir Young	G	25:46	3-6	1-1	4-4	1	1	2	0	3	11	3	0	1	0	0	23
13	Hakim Hart	G	31:57	6-8	2-3	6-9	0	4	4	2	5	20	6	2	4	0	0	26
23	Ian Martinez		20:39	2-3	0-1	0-0	1	3	4	2	1	4	1	0	0	0	0	-2
15	Patrick Emilien		13:39	1-1	1-1	0-0	0	0	0	3	1	3	0	0	0	3	0	4
2	Jahari Long		14:28	0-1	0-1	0-0	0	0	0	2	0	0	0	1	0	0	0	-7
20	Ike Cornish		04:59	0-2	0-2	0-0	0	0	0	1	0	0	0	0	0	0	0	-9
11	Noah Batchelor		03:00	0-0	0-0	0-0	0	0	0	1	0	0	0	0	0	0	0	-8
35	Caelum Swanton-Rodger		03:00	0-0	0-0	1-2	0	0	0	0	1	1	0	0	0	0	0	-8
Team							0	0	0			0		0				
Totals				32-47	7-13	17-26	6	23	29	16	19	88	10	9	5	5	1	18

Technical Fouls::NONE

Shooting By Period			
1st	FG%	19-26	73.1%
	3PT%	4-5	80.0%
	FT%	5-8	62.5%
2nd	FG%	13-21	61.9%
	3PT%	3-8	37.5%
	FT%	12-18	66.7%
GM	FG%	32-47	68.1%
	3PT%	7-13	53.8%
	FT%	17-26	65.4%

Dead Ball Rebounds: 4, 0

	MINN	Terps
Biggest lead	5 (1st 14:50)	28 (2nd 4:24)
Best Scoring Run	9(2nd 1:41)	15(1st 5:57)
Lead Changes	7	
Times Tied	3	
Time with Lead	07:21	30:57

Points from	MINN	Terps
Turnovers	11	23
Paint	36	40
Second Chance	9	10
Fast Breaks	6	11
Bench	23	8

Period by Period Scoring	1st	2nd	TOT
MINN	30	40	70
Terps	47	41	88

Official Basketball Box Score - Final

Northwestern at Maryland

02/26/23 XFINITY Center, College Park
2022-23 Men's Basketball

Game Time: 12:00 PM
Game Duration: 1:46
Attendance: 17,950

Officials: D.J. Carstensen, Roger Ayers, Doug Sirmons

Northwestern - 59 — **Record: 20-9 (11-7)**

NO.	Name		Min	FG M-A	3P M-A	FT M-A	Rebounds OR	DR	TOT	Fouls PF	FD	TP	AS	TO	ST	Blocks BS	BA	+/-
31	Robbie Beran	F	18:15	3-7	0-2	0-0	0	2	2	2	1	6	0	0	1	0	1	-16
34	Matthew Nicholson	C	23:23	5-6	0-1	0-0	2	3	5	2	0	10	0	1	0	1	0	0
0	Boo Buie	G	36:57	1-9	1-5	1-2	2	0	2	3	2	4	8	2	0	0	1	-18
1	Chase Audige	G	36:34	7-12	2-5	0-0	0	2	2	2	0	16	1	3	0	0	0	-12
3	Ty Berry	G	25:57	1-8	1-5	3-3	0	6	6	3	1	6	0	0	1	0	1	-18
13	Brooks Barnhizer		28:16	4-7	1-1	2-2	0	4	4	0	3	11	0	0	0	0	1	-9
2	Nick Martinelli		12:38	1-1	0-0	0-0	1	0	1	0	1	2	0	0	0	0	0	7
10	Tydus Verhoeven		16:37	2-2	0-0	0-0	3	0	3	0	0	4	0	1	0	1	0	-16
53	Roy Dixon III		01:23	0-1	0-0	0-0	0	0	0	0	0	0	0	0	0	0	0	2
Team							1	2	3			0		0				
Totals				24-53	5-19	6-7	9	19	28	12	8	59	9	7	2	2	4	-16

Technical Fouls::NONE

Shooting By Period		
1st FG%	16-27	59.3%
3PT%	4-10	40.0%
FT%	3-3	100%
2nd FG%	8-26	30.8%
3PT%	1-9	11.1%
FT%	3-4	75%
GM FG%	24-53	45.3%
3PT%	5-19	26.3%
FT%	6-7	85.7%

Dead Ball Rebounds: 0, 0

Maryland - 75 — **Record: 20-9 (11-7)**

NO.	Name		Min	FG M-A	3P M-A	FT M-A	Rebounds OR	DR	TOT	Fouls PF	FD	TP	AS	TO	ST	Blocks BS	BA	+/-
10	Julian Reese	F	33:06	5-8	0-0	2-3	4	6	10	1	4	12	2	2	0	3	1	15
24	Donta Scott	F	23:30	5-8	1-1	0-0	0	3	3	2	0	11	2	0	1	0	0	17
0	Donald Carey	G	27:45	4-9	4-7	1-2	0	1	1	3	1	13	1	2	1	0	0	17
1	Jahmir Young	G	34:26	7-13	4-7	0-1	1	2	3	0	4	18	2	1	0	0	1	13
13	Hakim Hart	G	37:02	4-8	2-4	0-0	0	5	5	0	2	10	7	1	0	0	0	18
15	Patrick Emilien		20:48	0-1	0-0	2-2	1	2	3	1	1	2	2	0	0	1	0	4
23	Ian Martinez		14:51	3-4	3-3	0-0	1	2	3	1	0	9	1	0	0	0	0	4
2	Jahari Long		02:58	0-0	0-0	0-0	0	0	0	0	0	0	0	0	0	0	0	-2
20	Ike Cornish		02:58	0-0	0-0	0-0	0	0	0	0	0	0	0	0	0	0	0	-2
11	Noah Batchelor		01:18	0-0	0-0	0-0	0	0	0	0	0	0	0	0	0	0	0	-2
35	Caelum Swanton-Rodger		01:18	0-1	0-0	0-0	0	0	0	0	0	0	0	0	0	0	0	-2
Team							0	0	0			0		1				
Totals				28-52	14-22	5-8	7	21	28	8	12	75	17	7	2	4	2	16

Technical Fouls::NONE

Shooting By Period		
1st FG%	16-26	61.5%
3PT%	8-11	72.7%
FT%	1-2	50%
2nd FG%	12-26	46.2%
3PT%	6-11	54.5%
FT%	4-6	66.7%
GM FG%	28-52	53.8%
3PT%	14-22	63.6%
FT%	5-8	62.5%

Dead Ball Rebounds: 1, 0

	NU	Terps
Biggest lead	5 (1st 10:09)	18 (2nd 3:15)
Best Scoring Run	5(1st 10:09)	8(2nd 7:04)
Lead Changes	9	
Times Tied	10	
Time with Lead	07:00	28:12

Points from	NU	Terps
Turnovers	4	9
Paint	28	28
Second Chance	8	10
Fast Breaks	0	12
Bench	17	11

Period by Period Scoring	1st	2nd	TOT
NU	39	20	59
Terps	41	34	75

Official Basketball Box Score - Final

Maryland at Ohio State

03/01/23 Value City Arena, Columbus, Ohio
Ohio State vs. Maryland

Game Time: 7:00 PM
Game Duration: 2:06
Attendance: 11,799

Officials: Doug Sirmons, Michael Irving, Rob Kueneman

Maryland - 62 — **Record: 20-10 (11-8)**

NO.	Name		Min	FG M-A	3P M-A	FT M-A	Rebounds OR	DR	TOT	Fouls PF	FD	TP	AS	TO	ST	Blocks BS	BA	+/-
10	Julian Reese	F	35:15	6-8	0-0	5-8	5	7	12	3	9	17	2	3	0	3	1	-11
24	Donta Scott	F	30:13	3-9	1-3	2-2	0	3	3	4	1	9	2	2	1	0	1	-15
0	Donald Carey	G	25:08	4-7	3-6	3-3	0	1	1	0	3	14	1	0	0	0	0	-7
1	Jahmir Young	G	36:06	4-13	1-3	0-0	1	2	3	4	2	9	2	1	0	0	3	-8
13	Hakim Hart	G	33:24	2-7	0-3	1-2	0	1	1	1	3	5	1	1	0	0	0	-12
15	Patrick Emilien		14:01	0-0	0-0	0-0	1	0	1	1	1	0	0	1	0	0	0	4
23	Ian Martinez		21:40	3-6	2-4	0-0	0	0	0	3	1	8	1	1	0	0	1	-3
2	Jahari Long		03:42	0-0	0-0	0-0	0	0	0	0	0	0	0	0	0	0	0	-3
20	Ike Cornish		00:31	0-0	0-0	0-0	0	0	0	0	0	0	0	0	0	0	0	0
Team							1	2	3			0		1				
Totals				22-50	7-19	11-15	8	16	24	17	20	62	9	10	1	3	6	-11

Technical Fouls: Coach 1st 12:43

Shooting By Period		
1st FG%	12-22	54.5%
3PT%	3-8	37.5%
FT%	2-4	50%
2nd FG%	10-28	35.7%
3PT%	4-11	36.4%
FT%	9-11	81.8%
GM FG%	22-50	44.0%
3PT%	7-19	36.8%
FT%	11-15	73.3%

Dead Ball Rebounds: 1, 0

Ohio State - 73 — **Record: 13-17 (5-14)**

NO.	Name		Min	FG M-A	3P M-A	FT M-A	Rebounds OR	DR	TOT	Fouls PF	FD	TP	AS	TO	ST	Blocks BS	BA	+/-
14	Justice Sueing	F	35:11	3-7	2-2	8-8	2	4	6	3	4	16	0	1	0	1	0	15
34	Felix Okpara	C	30:49	5-8	0-1	2-2	4	8	12	3	1	12	0	2	0	3	1	6
2	Bruce Thornton	G	34:14	4-10	1-4	1-1	0	2	2	0	4	10	3	2	0	1	0	11
4	Sean McNeil	G	33:28	3-6	2-3	2-2	0	3	3	1	0	10	0	0	1	0	2	11
13	Isaac Likekele	G	23:10	4-4	0-0	3-3	0	0	0	5	4	11	4	0	1	0	0	5
3	Eugene Brown III		09:08	1-2	0-0	0-0	0	1	1	5	0	2	0	2	0	0	0	12
10	Brice Sensabaugh		24:27	4-11	0-4	4-4	2	5	7	2	3	12	2	2	1	1	0	0
1	Roddy Gayle Jr.		09:31	0-2	0-0	0-0	0	0	0	1	0	0	0	0	0	0	0	-5
15	Bowen Hardman		00:01	0-0	0-0	0-0	0	0	0	0	0	0	0	0	0	0	0	0
24	Kalen Etzler		00:01	0-0	0-0	0-0	0	0	0	0	0	0	0	0	0	0	0	0
Team							1	0	1			0		3				
Totals				24-50	5-14	20-20	9	23	32	20	16	73	9	12	3	6	3	11

Technical Fouls::NONE

Shooting By Period		
1st FG%	14-26	53.8%
3PT%	4-7	57.1%
FT%	3-3	100%
2nd FG%	10-24	41.7%
3PT%	1-7	14.3%
FT%	17-17	100%
GM FG%	24-50	48.0%
3PT%	5-14	35.7%
FT%	20-20	100.0%

Dead Ball Rebounds: 1, 0

	MARY	OSU
Biggest lead	2 (1st 19:05)	15 (2nd 3:31)
Best Scoring Run	8(2nd 1:34)	12(1st 15:41)
Lead Changes	1	
Times Tied	1	
Time with Lead	00:46	37:56

Points from	MARY	OSU
Turnovers	10	15
Paint	24	28
Second Chance	9	18
Fast Breaks	0	7
Bench	8	14

Period by Period Scoring	1st	2nd	TOT
MARY	29	33	62
OSU	35	38	73

2022-23 NCAA / BIG TEN RANKINGS

Statistic	Player	National Rank	Conference Rank	Value	National Leader	Value	Conference Leader	Value
Assist/Turnover Ratio (350 ranked)	Jahmir Young	232	11	1.53	Connor McCaffery, Iowa	4.00	Connor McCaffery, Iowa	4.00
Assists (346 ranked)	Jahmir Young	258	12	98	Yuri Collins, Saint Louis	294	Jalen Pickett, Penn St.	209
Assists Per Game (345 ranked)	Jahmir Young	284	13	3.3	Yuri Collins, Saint Louis	10.1	Jalen Pickett, Penn St.	7.0
Blocks (321 ranked)	Julian Reese Donta Scott	133 284	8 15	34 25	Jamarion Sharp, Western Ky.	121	Trayce Jackson-Davis, Indiana	75
Blocks Per Game (349 ranked)	Julian Reese Donta Scott	136 302	8 19	1.17 0.83	Jamarion Sharp, Western Ky.	4.32	Trayce Jackson-Davis, Indiana	2.78
Double Doubles (591 ranked)	Julian Reese Donta Scott Jahmir Young	94 383 591	6 20 29	7 2 1	Joel Soriano, St. John's (NY) Zach Edey, Purdue	22 22	Zach Edey, Purdue	22
Field Goal Attempts (341 ranked)	Jahmir Young Donta Scott	128 293	6 11	380 333	Antoine Davis, Detroit Mercy	706	Boo Buie, Northwestern	435
Field Goal Percentage (339 ranked)	Jahmir Young	258	14	42.9	Ryan Kalkbrenner, Creighton	70.6	Zach Edey, Purdue	61.2
Field Goals (345 ranked)	Jahmir Young	182	9	163	Antoine Davis, Detroit Mercy	296	Zach Edey, Purdue	240
Free Throw Attempts (347 ranked)	Jahmir Young Julian Reese	148 347	5 11	139 110	Drew Pember, UNC Asheville	267	Zach Edey, Purdue	194
Free Throw Percentage (346 ranked)	Jahmir Young Hakim Hart	120 152	3 5	82.7 81.7	Walter Clayton Jr., Iona	94.2	Boo Buie, Northwestern	88.7
Free Throws (338 ranked)	Jahmir Young	98	4	115	Drew Pember, UNC Asheville	221	Zach Edey, Purdue	144
Minutes Per Game (346 ranked)	Hakim Hart	305	14	32:24	Daryl Banks III, St. Bonaventure	38:34	Ta'lon Cooper, Minnesota	36:16
Points (342 ranked)	Jahmir Young	160	8	478	Antoine Davis, Detroit Mercy	908	Zach Edey, Purdue	624
Points Per Game (350 ranked)	Jahmir Young	179	9	15.9	Antoine Davis, Detroit Mercy	28.4	Zach Edey, Purdue	22.3
Rebounds (346 ranked)	Julian Reese Donta Scott	135 296	7 15	213 178	Oscar Tshiebwe, Kentucky	366	Zach Edey, Purdue	360
Rebounds (Defensive) Per Game (349 ranked)	Julian Reese Donta Scott	207 319	15 20	4.76 4.33	Dillon Jones, Weber St.	10.23	Trayce Jackson-Davis, Indiana	8.00
Rebounds (Offensive) Per Game (350 ranked)	Julian Reese	95	7	2.59	Zach Edey, Purdue	5.54	Zach Edey, Purdue	5.54
Rebounds Per Game (349 ranked)	Julian Reese Donta Scott	122 321	8 19	7.3 5.9	Oscar Tshiebwe, Kentucky	13.1	Zach Edey, Purdue	12.9
Steals (336 ranked)					Kellen Tynes, Maine	95	Chase Audige, Northwestern	72
Steals Per Game (343 ranked)					Kellen Tynes, Maine	3.28	Caleb McConnell, Rutgers	2.43
Three Point Attempts (336 ranked)					Antoine Davis, Detroit Mercy	370	Andrew Funk, Penn St.	215
Three Point Percentage (101 ranked)					Wheza Panzo, Stetson	48.1	Seth Lundy, Penn St.	41.8
Three Pointers Per Game (347 ranked)					Antoine Davis, Detroit Mercy	4.84	Andrew Funk, Penn St.	2.90
Total 3-point FGM (334 ranked)					Antoine Davis, Detroit Mercy	155	Andrew Funk, Penn St.	87
Triple Doubles (2 ranked)					Tristen Newton, UConn	2	Jalen Pickett, Penn St. Coleman Hawkins, Illinois Trayce Jackson-Davis, Indiana	1 1 1

2022-23 NCAA / BIG TEN RANKINGS

Statistic	National Rank	Conference Rank	Value	National Leader	Value	Conference Leader	Value
Assist/Turnover Ratio (352 ranked)	144	11	1.08	Virginia	1.82	Iowa	1.67
Assists Per Game (352 ranked)	300	13	11.5	Xavier	20.0	Iowa	16.7
Bench Points per game (352 ranked)	308	11	14.20	Fla. Atlantic	37.24	Ohio St.	20.57
Blocks Per Game (352 ranked)	103	8	3.7	Utah Valley	6.5	Illinois	5.7
Effective FG pct (352 ranked)	166	8	0.515	Gonzaga	0.590	Penn St.	0.560
Fastbreak Points (352 ranked)	180	5	9.20	TCU	19.27	Iowa	11.63
Field Goal Percentage (352 ranked)	134	7	45.4	Gonzaga	52.9	Indiana	49.0
Field Goal Percentage Defense (352 ranked)	90	7	42.3	Houston	35.8	Rutgers	38.8
Fouls Per Game (352 ranked)	92	9	15.8	Colgate	12.7	Purdue	13.5
Free Throw Attempts Per Game (352 ranked)	116	4	19.0	UTRGV	25.4	Iowa	20.7
Free Throw Percentage (352 ranked)	103	7	73.5	Villanova	82.9	Michigan St.	76.7
Free Throws Made Per Game (352 ranked)	98	3	14.0	Texas A&M	19.1	Iowa	15.3
Rebound Margin (352 ranked)	126	7	2.1	Purdue	11.4	Purdue	11.4
Rebounds (Defensive) Per Game (352 ranked)	221	12	24.30	Alabama	31.80	Michigan	27.38
Rebounds (Offensive) Per Game (352 ranked)	210	7	9.77	Eastern Ky.	13.94	Purdue	12.28
Rebounds Per Game (352 ranked)	227	11	34.07	Alabama	44.30	Purdue	39.14
Scoring Defense (352 ranked)	26	4	63.2	Houston	55.9	Rutgers	59.7
Scoring Margin (352 ranked)	61	4	7.8	Houston	20.2	Purdue	11.2
Scoring Offense (352 ranked)	188	8	70.9	Gonzaga	88.0	Iowa	80.7
Steals Per Game (352 ranked)	297	8	5.2	UMES	10.8	Rutgers	8.8
Three Point Attempts Per Game (352 ranked)	220	8	20.6	Chattanooga	30.7	Penn St.	27.7
Three Point Percentage (352 ranked)	261	9	32.6	Colgate	40.6	Michigan St.	39.4
Three Point Percentage Defense (352 ranked)	58	4	31.5	Tennessee	25.1	Rutgers	29.8
Three Pointers Per Game (352 ranked)	252	9	6.7	Chattanooga	11.5	Penn St.	10.8
Turnover Margin (352 ranked)	90	5	1.4	UCLA	6.0	Northwestern	4.5
Turnovers Forced Per Game (352 ranked)	233	6	11.97	Morgan St.	18.93	Rutgers	14.55
Turnovers Per Game (352 ranked)	23	6	10.6	Virginia	8.7	Wisconsin	8.7
Winning Percentage (352 ranked)	76	2	66.7	Houston	93.1	Purdue	82.8

AP TOP 25 POLL TRACKING

Opponent	Pre	11/14	11/21	11/28	12/5	12/12	12/19	12/26	1/2	1/9	1/16	1/23	1/30	2/6	2/13	2/20	2/27	3/6
Illinois	23	19	16	16	17	18	16	RV	RV	RV	RV	RV	RV	RV	RV	RV	-	
Indiana	13	12	11	10	14	14	18	16	15	RV	-	RV	21	18	14	17	15	
Iowa	RV	RV	25	RV	RV	RV	RV	-	-	-	RV	-	-	RV	RV	-	-	
Maryland	**-**	**-**	**23**	**22**	**13**	**20**	**RV**	**RV**	**-**	**-**	**-**	-	-	RV	RV	RV	21	
Miami	RV	RV	RV	RV	RV	25	22	14	12	16	17	20	23	19	15	13	16	
Michigan	22	20	RV	RV	-	-	-	-	-	-	-	-	-	-	-	-	-	
Michigan State	RV	RV	12	20	RV	RV	RV	RV	RV	RV	RV	RV	-	-	-	-	-	
Northwestern	-	-	-	-	-	-	-	-	-	RV	-	-	RV	RV	RV	21	RV	
Ohio State	RV	RV	RV	25	25	23	RV	RV	24	RV	RV	-	-	-	-	-	-	
Penn State	-	RV	RV	-	-	-	-	-	-	-	-	-	-	-	-	-	-	
Purdue	RV	RV	24	5	4	1	1	1	1	3	3	1	1	1	3	5	5	
Rutgers	RV	RV	-	-	-	-	-	-	-	RV	23	RV	RV	24	RV	-	-	
Saint Louis	RV	RV	RV	-	-	-	-	-	-	-	-	-	RV	-	-	-	-	
Tennessee	11	22	22	13	7	6	8	7	8	5	9	4	2	6	10	11	12	
UCLA	8	8	19	21	19	16	13	11	10	7	5	8	9	7	4	4	4	

TERPS VS. AP TOP 5 (SINCE 2010-11)

Date	Opponent	H/A/N	Score
2/16/23	#3 Purdue	H	W, 68-54
1/22/23	#3 Purdue	@	L, 55-58
2/13/22	#3 Purdue	@	L, 61-62
3/22/21	#5 Alabama	N	L, 77-96
3/12/21	#4 Michigan	N	L, 66-79
2/8/21	#4 Ohio State	H	L, 65-73
1/7/21	#5 Iowa	H	L, 67-89
11/28/18	#4 Virginia	H	L, 71-76
1/31/18	#3 Purdue	@	L, 67-75
1/4/18	#1 Michigan St.	@	L, 61-91
3/24/16	#1 Kansas	N	L, 63-79
3/12/16	#2 Michigan St.	N	L, 61-64
1/28/16	**#3 Iowa**	**H**	**W, 74-68**
2/24/15	**#5 Wisconsin**	**H**	**W, 59-53**
3/9/14	**#5 Virginia**	**H**	**W, 75-69 (ot)**
2/24/14	#4 Syracuse	H	L, 55-57
12/4/13	#5 Ohio State	@	L, 60-76
3/15/13	**#2 Duke**	**N**	**W, 83-74**
2/16/13	**#2 Duke**	**H**	**W, 83-81**
1/26/13	#1 Duke	@	L, 64-84
11/9/12	#3 Kentucky	N	L, 69-72
3/9/12	#4 UNC	N	L, 69-85
2/4/12	#5 UNC	H	L, 74-83
3/11/11	#5 Duke	N	L, 71-87
2/2/11	#5 Duke	H	L, 62-80
1/9/11	#1 Duke	@	L, 64-71
11/18/10	#5 Pitt	N	L, 70-79

2022-23 MARYLAND TV / RADIO CHART • AP RANK: 21 • USA TODAY RANK: 24 • KENPOM: 20 • SAGARIN: 20 • NCAA NET: 25

0 DON CAREY

G • 6-5 • 187 • Gr. • Upper Marlboro, MD (Frederick Douglass/Georgetown)

	GP/GS	PPG	RPG	APG	FG%	3FG%	FT%
2022-23	30-27	7.0	1.9	0.5	.361	.324	.892
Career	146-135	9.8	3.0	2.0	.412	.377	.861
Career Highs	Pts: 24	3FG: 5	Reb: 9	Ast: 12	Stl: 4	Blk: 2	Min: 53

1 JAHMIR YOUNG

G • 6-1 • 185 • Gr. • Upper Marlboro, MD (DeMatha Catholic/Charlotte)

	GP/GS	PPG	RPG	APG	FG%	3FG%	FT%
2022-23	30-30	15.9	4.7	3.3	.429	.316	.827
Career	115-115	16.5	5.2	3.3	.439	.343	.829
Career Highs	Pts: 30	3FG: 4	Reb: 12	Ast: 9	Stl: 6	Blk: 3	Min: 39

2 JAHARI LONG



G • 6-5 • 200 • Jr. • Houston, TX (Episcopal/Seton Hall)

	GP/GS	PPG	RPG	APG	FG%	3FG%	FT%
2022-23	30-0	2.4	0.7	1.3	.424	.417	.619
Career	54-2	1.8	0.7	1.1	.376	.351	.655
Career Highs	Pts: 9	3FG: 1	Reb: 4	Ast: 6	Stl: 2	Blk: 0	Min: 24

10 JULIAN REESE



F • 6-9 • 230 • So. • Baltimore, MD (St. Frances Academy)

	GP/GS	PPG	RPG	BPG	FG%	3FG%	FT%
2022-23	29-28	11.4	7.3	1.1	.640	.000	.518
Career	61-29	8.4	5.8	0.8	.565	.304	.609
Career Highs	Pts: 24	3FG: 2	Reb: 16	Ast: 3	Stl: 3	Blk: 4	Min: 36

11 NOAH BATCHELOR



G/F • 6-6 • 185 • Fr. • Frederick, MD (Glenelg Country School/IMG Academy)

	GP/GS	PPG	RPG	BPG	FG%	3FG%	FT%
2022-23	20-1	1.8	1.3	0.1	.278	.258	.583
Career	20-1	1.8	1.3	0.1	.278	.258	.583
Career Highs	Pts: 6	3FG: 2	Reb: 5	Ast: 2	Stl: 1	Blk: 1	Min: 22

12 PAVLO DZIUBA — pah-vlo ZOO-ba



F • 6-8 • 235 • Jr. • Kyiv, Ukraine (Basquet/Arizona State)

	GP/GS	PPG	RPG	BPG	FG%	3FG%	FT%
2022-23	6-0	0.0	0.2	0.0	.000	.000	.000
Career	22-0	0.3	0.3	0.1	.400	.500	.500
Career Highs	Pts: 3	3FG: 1	Reb: 2	Ast: 0	Stl: 1	Blk: 1	Min: 14

13 HAKIM HART — ha-keem



G • 6-8 • 205 • Sr. • Philadelphia, PA (Roman Catholic)

	GP/GS	PPG	RPG	APG	FG%	3FG%	FT%
2022-23	30-30	11.8	4.3	2.6	.496	.340	.817
Career	111-80	8.3	3.3	1.8	.479	.317	.809
Career Highs	Pts: 32	3FG: 5	Reb: 9	Ast: 8	Stl: 5	Blk: 3	Min: 48

15 PATRICK EMILIEN — eh-million

F • 6-7 • 210 • Gr. • Toronto, Ontario (JPCI/Western Michigan/St. Francis (N.Y.)

	GP/GS	PPG	RPG	BPG	FG%	3FG%	FT%
2022-23	27-2	2.9	3.0	0.9	.523	.333	.738
Career	131-45	5.4	3.7	0.6	.438	.282	.649
Career Highs	Pts: 23	3FG: 3	Reb: 12	Ast: 4	Stl: 3	Blk: 3	Min: 40

20 IKE CORNISH

G/F • 6-6 • 190 • R-Fr. • Baltimore, MD (Legacy Charter)

	GP/GS	PPG	RPG	BPG	FG%	3FG%	FT%
2022-23	19-0	1.5	0.3	0	.385	.200	.750
Career	19-0	1.5	0.3	0	.385	.200	.750
Career Highs	Pts: 9	3FG: 1	Reb: 2	Ast: 0	Stl: 1	Blk: 0	Min: 13

23 IAN MARTINEZ

G • 6-3 • 185 • Jr. • Heredia, Costa Rica (JSerra Catholic/Utah)

	GP/GS	PPG	RPG	SPG	FG%	3FG%	FT%
2022-23	30-2	5.9	2.6	0.5	.444	.407	.783
Career	83-3	4.6	2.1	0.6	.429	.347	.782
Career Highs	Pts: 18	3FG: 4	Reb: 7	Ast: 4	Stl: 5	Blk: 2	Min: 30

24 DONTA SCOTT — Don-tay

F • 6-8 • 205 • Sr. • Philadelphia, PA (Imhotep Charter)

	GP/GS	PPG	RPG	BPG	FG%	3FG%	FT%
2022-23	30-30	11.6	5.9	0.9	.402	.304	.768
Career	124-109	10.3	5.4	0.6	.437	.336	.754
Career Highs	Pts: 25	3FG: 5	Reb: 12	Ast: 8	Stl: 4	Blk: 3	Min: 39

31 ARNAUD REVAZ — Ar-no REE-vahz



F • 6-10 • 230 • Jr. • Sion, Switzerland (Bourg-en-Brasse Acadamie)

	GP/GS	PPG	RPG	BPG	FG%	3FG%	FT%
2022-23	6-0	0.0	0.6	0.0	.000	.000	.000
Career	13-0	0.2	0.7	0.0	.250	.000	.500
Career Highs	Pts: 2	3FG: 0	Reb: 3	Ast: 1	Stl: 0	Blk: 0	Min: 8

32 BRETT KARKUS

G • 6-4 • 185 • So. • Hewlett, NY (Berkshire School)

	GP/GS	PPG	RPG	BPG	FG%	3FG%	FT%
2022-23	3-0	0.0	0.0	0.0	.000	.000	.000
Career	5-0	0.0	0.0	0.0	.000	.000	.000
Career Highs	Pts: 0	3FG: 0	Reb: 0	Ast: 0	Stl: 0	Blk: 0	Min: 2

35 CAELUM SWANTON-RODGER — CAL-um



C • 6-11 • 220 • Fr. • Calgary, Alberta (Edge School)

	GP/GS	PPG	RPG	BPG	FG%	3FG%	FT%
2022-23	19-0	0.8	0.8	0.3	.778	0	.333
Career	19-0	0.8	0.8	0.3	.778	0	.333
Career Highs	Pts: 4	3FG: 0	Reb: 3	Ast: 0	Stl: 0	Blk: 1	Min: 10

KEVIN WILLARD

Head Coach • Pittsburgh '97
Years at Maryland: 1st / 16th Overall
Career Record/at UMD: 290-220 (.569) / 20-10 (.667)

TONY SKINN

Assistant Coach
George Mason '06
First Year at Maryland

DAVID COX

Assistant Coach
William & Mary '95
First Year at Maryland

GRANT BILLMEIER

Assistant Coach
Seton Hall '07
First Year at Maryland

GREG MANNING JR.

Director of Basketball Operations
Loyola '08
Fifth Year at Maryland

CHARLIE BUTLER

Coordinator of Basketball Operations
Seton Hall '15
First Year at Maryland

TEVON SADLER

Director of Player Personnel
Nicholls '18
First Year at Maryland

BRENTON PETTY

Video Coordinator
Fordham '18
Second Year at Maryland

CHRIS ROBINSON

Assistant Coordinator
Maryland '19
Sixth Year at Maryland

KYLE TARP

Director of Basketball Performance
UC Davis '06
13th Year at Maryland

STREAKS & NOTABLES

25-29 - Maryland's record in March dating back to 2010-11

+263 - Hakim Hart's +/- rating through 30 games - best among all Terps; Julian Reese 2nd at +229

63.2 - average points allowed this season; 26th nationally, 4th B1G; The last time the Terps allowed fewer than that was 58.8 in 1981-82

52 - games in a row won when scoring 100+

51 - since 2010-11, Maryland has allowed 51-or-fewer points in 34 games including four this season

34 - games in a row won when scoring 90+

23 - games won in a row when leading at half, 18-0 this season

20 - Kevin Willard is the first coach in Maryland history to win 20 games in their inaugural season

17.3 - Jahmir Young's scoring average in Big Ten play. Includes a 30-point effort in the win over Ohio State.

17th - Donta Scott is the 17th Terp since 1995 to reach 1,000 points/500 rebounds for a career

15 - 1st half points scored by Western Carolina; fewest first half points allowed since giving up 14 at Michigan State (2014) and fewest at XFINITY since 13 for Delaware State (2005)

14th - Maryland has the 14th most experienced roster nationally according to KenPom with an average of 3.1 yrs/player.

12th - Jahmir Young became the 12th active NCAA player with 1,800 career points, 500 rebounds, and 300 steals in the win over UMBC.

10-0 - Maryland is just the 2nd team to post a 10-0 home record in Big Ten Games; Purdue in 2018-19 was the other; 8th perfect home conference season for Maryland.

NO. 21/24 MARYLAND TERRAPINS

2022-23 Record:	20-10 (11-8 B1G), NCAA NET: 25
Head Coach:	Kevin Willard (Pittsburgh '97)
Years / Record at UMD:	1st / 20-10 (.667)
Overall Years / Record:	16th / 290-220 (.569)
Top Scorer:	Young / 15.9 ppg / 478 pts
Top Rebounder:	Reese / 7.3 rpg / 213 rebs
Top Assists:	Young / 3.3 apg / 98 ast

SERIES

Overall Record	Maryland leads 16-13
Home / Away / Neutral	10-2 / 1-10 / 4-1
Willard vs. Penn State	2-0
Current Streak	Maryland won 2
Last Meeting	2/11/23 - W, 74-68
Longest Maryland Streak	Won 4 (twice)
Longest PSU Streak	Won 4
Largest Maryland Win	12/1/10 - 62-39 (+23)
Largest PSU Win	12/7/63 - 91-62 (+29)

PENN STATE NITTANY LIONS

2022-23 Record:	18-12 (9-10 B1G), NCAA NET: 56
Head Coach:	Micah Shrewsberry (Hanover '99)
Years / Record at PSU.:	2nd / 32-29 (.525)
Overall Years / Record:	Same
Top Scorer:	Pickett / 18.1 ppg / 543 pts
Top Rebounder:	Pickett / 7.3 rpg / 219 reb
Top Assists:	Pickett / 7.0 apg / 209 ast
Top Blocks:	Lundy / 0.7 bpg / 19 blocks

UPCOMING SCHEDULE

3/5	at Penn State (BTN)	12 PM
3/8	Big Ten Tournament - 1st Rd.	TBA
3/9	Big Ten Tournament - 2nd Rd.	TBA
3/10	Big Ten Tournament - Quarters	TBA
3/11	Big Ten Tournament - Semis	TBA
3/12	Big Ten Tournament - Championship	TBA