

# NCAA Gymnastics Score Sheet

Teams: Home Michigan Visitor Penn State

Date Mar 24, 2018 Place University Of Michigan Attendance 541

Name		D	1	2	3	4	nd	AVE	Name		D	1	2	3	4	nd	AVE	
FLOOR	1 Nick Guy	113	5.10	8.70	8.40			-0.1	13.550	1 Brayden Borromeo	131	4.60	8.40	8.30			12.950	
	2 Alec Krystek	115	5.30	8.10	7.90				13.300	2 Wyatt Tyndall	146	5.20	8.20	8.10			-0.1	13.250
	3 Jacob Moore	119	5.60	8.10	8.50				13.900	3 Greg Tamargo	144	5.30	8.10	8.10				13.400
	4 Marty Strech	125	5.30	8.30	8.40				13.650	4 Chris Sands	142	5.40	8.10	8.20				13.550
	5 Emyre Cole	106	5.60	8.70	8.60				14.250	5 Brennan Pantazis	140	5.40	8.50	8.70				14.000

Floor Score: 68.650 Running Score: 68.650 Floor Score: 67.150 Running Score: 67.150

Pommel	1 Uche Eke	108	5.00	7.90	7.60				12.750	1 Alex Frack	136	4.70	7.40	7.80				12.300
	2 Samuel Su	126	5.10	7.90	8.20				13.150	2 Jack Baldwin	130	5.20	8.10	7.90				13.200
	3 Mack Lasker	116	5.50	9.00	8.90				14.450	3 Michael Burns	132	4.80	6.60	7.00				11.600
	4 Jacob Moore	119	5.10	7.60	8.00				12.900	4 Colin Coates	134	5.40	7.40	7.90				13.050
	5 Cameron Bock	103	5.40	7.80	8.00				13.300	5 Stephen Nedorosick	139	5.90	8.50	8.60				14.450

Pommel Score: 66.550 Running Score: 135.200 Pommel Score: 64.600 Running Score: 131.750

Rings	1 Dmitri Belanovski	102	4.70	9.50	9.30				14.100	1 Brayden Borromeo	131	4.40	9.20	9.00				13.500
	2 Ryan Dunning	107	5.30	8.50	8.80				13.950	2 Isaac Hammett	137	5.30	8.50	8.80				13.950
	3 Marty Strech	125	5.20	8.60	8.30				13.650	3 Greg Tamargo	144	5.40	8.80	8.70				14.150
	4 James Read	124	5.50	7.40	7.80				13.100	4 Chris Sands	142	5.50	8.10	8.00				13.550
	5 Cameron Bock	103	5.00	7.10	7.40				12.250	5 Noah Robertson	141	5.50	8.60	8.90				14.250

Rings Score: 67.050 Running Score: 202.250 Rings Score: 69.400 Running Score: 201.150

Vault	1 Mitchell Brown	104	4.80	9.50	9.50				14.300	1 Greg Tamargo	144	4.80	9.00	8.80				13.700	
	2 Nick Guy	113	4.80	9.60	9.60				14.400	2 Wyatt Tyndall	146	4.80	9.30	9.30				14.100	
	3 Jacob Moore	119	4.90	9.80	9.70				14.650	3 Brayden Borromeo	131	4.80	9.60	9.60				-0.1	14.300
	4 Marty Strech	125	4.90	9.80	9.80				14.700	4 Chris Sands	142	4.90	9.10	9.20				14.050	
	5 Emyre Cole	106	5.20	9.60	9.50				14.750	5 Brennan Pantazis	140	4.80	9.20	9.00				13.900	

Vault Score: 72.800 Running Score: 275.050 Vault Score: 70.050 Running Score: 271.200

P. Bar	1 Mitchell Brown	104	4.50	7.30	7.30				11.800	1 Alex Frack	136	4.90	8.20	8.10				13.050
	2 Dmitri Belanovski	102	5.00	7.70	7.80				12.750	2 Brennan Pantazis	140	4.90	8.00	7.90				12.850
	3 Matthew Whitaker	129	4.60	6.70	6.60				11.250	3 Michael Burns	132	5.00	8.50	8.20				13.350
	4 Emyre Cole	106	5.20	9.20	9.10				14.350	4 Wyatt Tyndall	146	5.00	9.00	9.00				14.000
	5 Cameron Bock	103	5.90	8.60	8.70				14.550	5 Sam Zakutney	148	5.40	9.30	9.10				14.600

P. Bar Score: 64.700 Running Score: 339.750 P. Bar Score: 67.850 Running Score: 339.050

H. Bar	1 Alec Krystek	115	5.00	9.00	8.70				13.850	1 Alex Frack	136	4.80	8.50	8.70				13.400
	2 Jonathan Liu	117	4.70	8.80	8.60				13.400	2 Michael Burns	132	5.00	8.50	8.20				13.350
	3 Uche Eke	108	4.90	8.10	7.90				12.900	3 Wyatt Tyndall	146	5.30	8.70	9.00				14.150
	4 Marty Strech	125	4.60	9.00	8.70				13.450	4 Chris Sands	142	4.70	8.70	8.40				13.250
	5 Dmitri Belanovski	102	4.60	7.20	7.00				11.700	5 Sam Zakutney	148	5.50	8.80	8.50				14.150

H. Bar Score: 65.300 Running Score: 405.050 H. Bar Score: 68.300 Running Score: 407.350

Final Team Score: 405.050

Final Team Score: 407.350

All-Arounders

All-Arounders







FX	Bock																	
PH	13.550																	
SR	13.300																	
VT	12.250																	
PB	13.250																	
HB	14.550																	
AA	13.450																	
	80.350																	

Judge's Signatures \* FX She \* PH John Tuskannen \* SR Tim Burns \* VT Russ Young \* PB Andy Brown \* HB Curtis Wilson  
 \* Head Judge  
 Coach's Signature [Signature] Coach's Signature [Signature]

# Michigan Vs. Penn State

## Team Results

Mar 24, 2018

Rank	Gym	Team	Score						
1	PSU	*	<b>407.350</b>	67.150 2	64.600 2	69.400 1	70.050 2	67.850 1	68.300 1
2	Michigan	*	<b>407.050</b>	68.900 1	66.550 1	67.050 2	72.800 1	64.700 2	67.050 2

# Michigan Vs. Penn State

## Event Results - Floor

Mar 24, 2018

Page: 1

Printed: 3/24/2018 3:08:01 PM

Men / E / 16-18 yrs

Session: 1



Rank	Num	Name	Gym	Diff	Exec	ND	Score	Out
1	106	Emyre Cole	Michigan	5.600	8.650	..	<b>14.250</b>	0.000
2	140	Brennan Pantazis	PSU	5.400	8.600	..	<b>14.000</b>	0.250
3	119	Jacob Moore	Michigan	5.600	8.300	..	<b>13.900</b>	0.350
4	125	Marty Strech	Michigan	5.300	8.350	..	<b>13.650</b>	0.600
5T	113	Nick Guy	Michigan	5.100	8.550	-0.1	<b>13.550</b>	0.700
5T	103	Cameron Bock	Michigan	5.200	8.350	..	<b>13.550</b>	0.700
5T	142	Chris Sands	PSU	5.400	8.150	..	<b>13.550</b>	0.700
8	144	Greg Tamargo	PSU	5.300	8.100	..	<b>13.400</b>	0.850
9	115	Alec Krystek	Michigan	5.300	8.000	..	<b>13.300</b>	0.950
10	146	Wyatt Tyndall	PSU	5.200	8.150	-0.1	<b>13.250</b>	1.000
11	131	Brayden Borromeo	PSU	4.600	8.350	..	<b>12.950</b>	1.300

# Michigan Vs. Penn State

## Event Results - Pommel

Mar 24, 2018

Page: 1

Printed: 3/24/2018 3:08:02 PM

Men / E / 16-18 yrs

Session: 1



Rank	Num	Name	Gym	Diff	Exec	ND	Score	Out
1T	116	Mack Lasker	Michigan	5.500	8.950	..	<b>14.450</b>	0.000
1T	139	Stephen Nedoroscik	PSU	5.900	8.550	..	<b>14.450</b>	0.000
3	103	Cameron Bock	Michigan	5.400	7.900	..	<b>13.300</b>	1.150
4	130	Jack Baldwin	PSU	5.200	8.000	..	<b>13.200</b>	1.250
5	126	Samuel Su	Michigan	5.100	8.050	..	<b>13.150</b>	1.300
6	134	Colin Coates	PSU	5.400	7.650	..	<b>13.050</b>	1.400
7	119	Jacob Moore	Michigan	5.100	7.800	..	<b>12.900</b>	1.550
8	108	Uche Eke	Michigan	5.000	7.750	..	<b>12.750</b>	1.700
9	136	Alex Frack	PSU	4.700	7.600	..	<b>12.300</b>	2.150
10	132	Michael Burns	PSU	4.800	6.800	..	<b>11.600</b>	2.850

# Michigan Vs. Penn State

## Event Results - Rings

Mar 24, 2018

Page: 1

Printed: 3/24/2018 3:08:03 PM

Men / E / 16-18 yrs

Session: 1



Rank	Num	Name	Gym	Diff	Exec	ND	Score	Out
1	141	Noah Robertson	PSU	5.500	8.750	..	<b>14.250</b>	0.000
2	144	Greg Tamargo	PSU	5.400	8.750	..	<b>14.150</b>	0.100
3	102	Dmitri Belanovski	Michigan	4.700	9.400	..	<b>14.100</b>	0.150
4*	137	Isaac Hammett	PSU	5.300	8.650	..	<b>13.950</b>	0.300
4*	107	Ryan Dunning	Michigan	5.300	8.650	..	<b>13.950</b>	0.300
6	125	Marty Strech	Michigan	5.200	8.450	..	<b>13.650</b>	0.600
7	142	Chris Sands	PSU	5.500	8.050	..	<b>13.550</b>	0.700
8	131	Brayden Borromeo	PSU	4.400	9.100	..	<b>13.500</b>	0.750
9	124	James Read	Michigan	5.500	7.600	..	<b>13.100</b>	1.150
10	103	Cameron Bock	Michigan	5.000	7.250	..	<b>12.250</b>	2.000

# Michigan Vs. Penn State

## Event Results - Vault

Mar 24, 2018

Page: 1

Printed: 3/24/2018 3:08:04 PM

Men / E / 16-18 yrs

Session: 1



Rank	Num	Name	Gym	Diff	Exec	ND	Score	Out
1	106	Emyre Cole	Michigan	5.200	9.550	..	<b>14.750</b>	0.000
2	125	Marty Strech	Michigan	4.900	9.800	..	<b>14.700</b>	0.050
3	119	Jacob Moore	Michigan	4.900	9.750	..	<b>14.650</b>	0.100
4	113	Nick Guy	Michigan	4.800	9.600	..	<b>14.400</b>	0.350
5T	131	Brayden Borromeo	PSU	4.800	9.600	-0.1	<b>14.300</b>	0.450
5T	104	Mitchell Brown	Michigan	4.800	9.500	..	<b>14.300</b>	0.450
7	146	Wyatt Tyndall	PSU	4.800	9.300	..	<b>14.100</b>	0.650
8	142	Chris Sands	PSU	4.900	9.150	..	<b>14.050</b>	0.700
9	140	Brennan Pantazis	PSU	4.800	9.100	..	<b>13.900</b>	0.850
10	144	Greg Tamargo	PSU	4.800	8.900	..	<b>13.700</b>	1.050
11	103	Cameron Bock	Michigan	4.000	9.250	..	<b>13.250</b>	1.500

# Michigan Vs. Penn State

## Event Results - P Bars

Mar 24, 2018

Page: 1

Printed: 3/24/2018 3:08:05 PM

Men / E / 16-18 yrs

Session: 1



Rank	Num	Name	Gym	Diff	Exec	ND	Score	Out
1	148	Sam Zakutney	PSU	5.400	9.200	..	<b>14.600</b>	0.000
2	103	Cameron Bock	Michigan	5.900	8.650	..	<b>14.550</b>	0.050
3	106	Emyre Cole	Michigan	5.200	9.150	..	<b>14.350</b>	0.250
4	146	Wyatt Tyndall	PSU	5.000	9.000	..	<b>14.000</b>	0.600
5	132	Michael Burns	PSU	5.000	8.350	..	<b>13.350</b>	1.250
6	136	Alex Frack	PSU	4.900	8.150	..	<b>13.050</b>	1.550
7	140	Brennan Pantazis	PSU	4.900	7.950	..	<b>12.850</b>	1.750
8	102	Dmitri Belanovski	Michigan	5.000	7.750	..	<b>12.750</b>	1.850
9	104	Mitchell Brown	Michigan	4.500	7.300	..	<b>11.800</b>	2.800
10	129	Matthew Whitaker	Michigan	4.600	6.650	..	<b>11.250</b>	3.350

# Michigan Vs. Penn State

## Event Results - H Bar

Mar 24, 2018

Page: 1

Printed: 3/24/2018 3:08:05 PM

Men / E / 16-18 yrs

Session: 1



Rank	Num	Name	Gym	Diff	Exec	ND	Score	Out
1T	146	Wyatt Tyndall	PSU	5.300	8.850	..	<b>14.150</b>	0.000
1T	148	Sam Zakutney	PSU	5.500	8.650	..	<b>14.150</b>	0.000
3	115	Alec Krystek	Michigan	5.000	8.850	..	<b>13.850</b>	0.300
4T	125	Marty Strech	Michigan	4.600	8.850	..	<b>13.450</b>	0.700
4T	103	Cameron Bock	Michigan	4.900	8.550	..	<b>13.450</b>	0.700
6T	117	Jonathan Liu	Michigan	4.700	8.700	..	<b>13.400</b>	0.750
6T	136	Alex Frack	PSU	4.800	8.600	..	<b>13.400</b>	0.750
8	132	Michael Burns	PSU	5.000	8.350	..	<b>13.350</b>	0.800
9	142	Chris Sands	PSU	4.700	8.550	..	<b>13.250</b>	0.900
10	108	Uche Eke	Michigan	4.900	8.000	..	<b>12.900</b>	1.250
11	102	Dmitri Belanovski	Michigan	4.600	7.100	..	<b>11.700</b>	2.450



# Michigan Vs. Penn State

## Event Results - AA







Mar 24, 2018

Page: 1

Printed: 3/24/2018 3:08:06 PM

Men / E / 16-18 yrs







Session: 1

Rank	Num	Name	Gym							AA
1	103	Cameron Bock	Michigan	13.550	13.300	12.250	13.250	14.550	13.450	80.350

# Michigan Vs. Penn State

## Scores







Mar 24, 2018

Num	Name	Team									AA
		#1	#2	#3							
<b>Michigan</b>											
103	Cameron Bock	X			13.550	13.300	12.250	13.250	14.550	13.450	80.350
125	Marty Strech	X			13.650	___	13.650	14.700	___	13.450	55.450
106	Emyre Cole	X			14.250	___	___	14.750	14.350	___	43.350
119	Jacob Moore	X			13.900	12.900	___	14.650	___	___	41.450
102	Dmitri Belanovski	X			___	___	14.100	___	12.750	11.700	38.550
113	Nick Guy	X			13.550	___	___	14.400	___	___	27.950
115	Alec Krystek	X			13.300	___	___	___	___	13.850	27.150
104	Mitchell Brown	X			___	___	___	14.300	11.800	___	26.100
108	Uche Eke	X			___	12.750	___	___	___	12.900	25.650
116	Mack Lasker	X			___	14.450	___	___	___	___	14.450
107	Ryan Dunning	X			___	___	13.950	___	___	___	13.950
117	Jonathan Liu	X			___	___	___	___	___	13.400	13.400
126	Samuel Su	X			___	13.150	___	___	___	___	13.150
124	James Read	X			___	___	13.100	___	___	___	13.100
129	Matthew Whitaker	X			___	___	___	___	11.250	___	11.250
101	Corey Aurentz	X			___	___	___	___	___	___	___
105	Parker Chiapuzio	X			___	___	___	___	___	___	___
109	Socrates Gavallas	X			___	___	___	___	___	___	___
110	Alan Gerdov	X			___	___	___	___	___	___	___
111	Cole Gibbs	X			___	___	___	___	___	___	___
112	Mitchell Gornto	X			___	___	___	___	___	___	___
114	Justin Hopgood	X			___	___	___	___	___	___	___
118	Anthony McCallum	X			___	___	___	___	___	___	___
120	Justin Murphy	X			___	___	___	___	___	___	___
121	Thomas Paul	X			___	___	___	___	___	___	___
122	Tristian Perez-Rivera	X			___	___	___	___	___	___	___
123	Shaunak Puri	X			___	___	___	___	___	___	___
127	Anthony Tawfik	X			___	___	___	___	___	___	___
128	Connor Welch	X			___	___	___	___	___	___	___

# Michigan Vs. Penn State

## Scores

Mar 24, 2018

Num	Name	Team									AA
		#1	#2	#3							
<b>PSU</b>											
146	Wyatt Tyndall	X			13.250	___	___	14.100	14.000	14.150	55.500
142	Chris Sands	X			13.550	___	13.550	14.050	___	13.250	54.400
144	Greg Tamargo	X			13.400	___	14.150	13.700	___	___	41.250
131	Brayden Borromeo	X			12.950	___	13.500	14.300	___	___	40.750
140	Brennan Pantazis	X			14.000	___	___	13.900	12.850	___	40.750
136	Alex Frack	X			___	12.300	___	___	13.050	13.400	38.750
132	Michael Burns	X			___	11.600	___	___	13.350	13.350	38.300
148	Sam Zakutney	X			___	___	___	___	14.600	14.150	28.750
139	Stephen Nedoroscik	X			___	14.450	___	___	___	___	14.450
141	Noah Robertson	X			___	___	14.250	___	___	___	14.250
137	Isaac Hammett	X			___	___	13.950	___	___	___	13.950
130	Jack Baldwin	X			___	13.200	___	___	___	___	13.200
134	Colin Coates	X			___	13.050	___	___	___	___	13.050
133	Parker Clayton	X			___	___	___	___	___	___	___
135	Colin Cooperman	X			___	___	___	___	___	___	___
138	Quest Hayden	X			___	___	___	___	___	___	___
143	Joshua Smith	X			___	___	___	___	___	___	___
145	Alex Thomason	X			___	___	___	___	___	___	___
147	Favian Valdez	X			___	___	___	___	___	___	___