



2018 Penn State Softball Notes

2018 Schedule / Results

Overall: 6-26 // Big Ten: 2-7

February

Feb. 9	No. 11 Alabama \$	L, 10-0 (5)
Feb. 9	vs. Virginia Tech \$	L, 3-1
Feb. 10	vs. Georgia Tech \$	Cancelled
Feb. 10	vs. No. 14 Ole Miss \$	Cancelled
Feb. 11	vs. Lipscomb \$	Cancelled
Feb. 16	vs. Virginia Tech ^	L, 1-0
Feb. 17	at Duke	L, 7-5
Feb. 17	vs. Virginia Tech ^	L, 9-6
Feb. 18	at Duke	L, 7-2
Feb. 23	vs. UCF #	L, 4-0
Feb. 23	at Jacksonville #	W, 4-2
Feb. 24	vs. Western Carolina #	L, 5-1
Feb. 24	at Jacksonville #	L, 3-2
Feb. 25	vs. JMU #	L, 4-1

March

March 6	at No. 6 Texas A&M	L, 8-0 (5)
March 7	at Lamar	L, 8-3
March 9	vs. Northwestern &	L, 13-0 (5)
March 10	vs. Lipscomb &	L, 9-1
March 10	vs. Northwestern &	L, 6-4
March 11	vs. Iowa State &	L, 3-0
March 11	at Houston &	L, 3-0
March 17	KENT STATE (DH)	L, 6-5
March 17	KENT STATE	W, 6-5
March 18	KENT STATE	W, 11-10 (9)
March 21	HOFSTRA (DH)	Cancelled
March 21	HOFSTRA	Cancelled
March 24	MARYLAND (DH) *	W, 8-3
March 24	MARYLAND *	L, 8-0 (5)
March 25	MARYLAND *	L, 4-3
March 28	ROBERT MORRIS (DH)	W, 9-7
March 28	ROBERT MORRIS	L, 5-0
March 30	at Rutgers *	L, 6-5
March 31	at Rutgers *	L, 4-2

April

April 1	at Rutgers *	W, 7-3
April 3	PITTSBURGH	Cancelled
April 6	No. 17 MICHIGAN *	L, 14-2 (6)
April 7	No. 17 MICHIGAN *	L, 3-0
April 8	No. 17 MICHIGAN *	L, 11-1 (5)
April 11	at Ohio State (DH) *	5 p.m.
April 11	at Ohio State *	7:30 p.m.
April 13	MICHIGAN STATE *	6 p.m.
April 14	MICHIGAN STATE *	3 p.m.
April 15	MICHIGAN STATE *	1 p.m.
April 18	SAINT FRANCIS (DH)	5 p.m.
April 18	SAINT FRANCIS	7:30 p.m.
April 20	at Indiana *	6 p.m.
April 21	at Indiana *	1 p.m.
April 22	at Indiana *	12 p.m.
April 25	BUCKNELL (DH)	5 p.m.
April 25	BUCKNELL	7:30 p.m.
April 27	ILLINOIS *	8 p.m.
April 28	ILLINOIS *	3 p.m.
April 29	ILLINOIS *	12 p.m.

May

May 4	at Minnesota *	7 p.m.
May 5	at Minnesota *	2 p.m.
May 6	at Minnesota *	2 p.m.
May 10	at Big Ten Tournament	TBA
May 11	at Big Ten Tournament	TBA
May 12	at Big Ten Tournament	TBA

BOLD CAPS - Home Games at Beard Field
 * - Conference game \$ - Sand Dollar Classic
 ^ - Big Ten/ACC Challenge
 # - JU Tournament
 & - Houston Tournament
 All Times Eastern

THE MATCHUP



**PENN STATE
NITTANY LIONS**
GoPSUsports.com

at



**OHIO STATE
BUCKEYES**

OhioStateBuckeyes.com

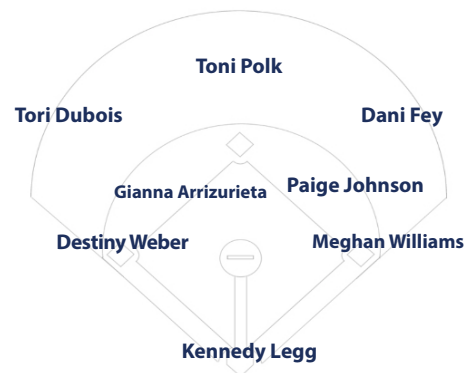
2018 Record 6-26 (2-7, B1G)
Last Game ... L, 11-1 (5) vs. No. 17 Michigan
Head Coach Amanda Lehotak
Series Record Ohio State leads 54-32
Last Meeting L, 10-7 - April 12, 2017

2018 Record 24-8 (5-4 B1G)
Last Game W, 10-3 at Rutgers
Head Coach Kelly Kovach Schoenly
Live Stats OhioStateBuckeyes.com
Video Big Ten Network

PROBABLE STARTERS

Pos.	No.	Name	AVG	H	RBI
C	5	Kennedy Legg	.204	11	8
1B	82	Meghan Williams	.268	11	2
2B	13	Paige Johnson	.217	15	10
SS	21	Gianna Arrizurieta	.148	9	3
3B	41	Destiny Weber	.225	16	8
LF	9	Tori Dubois	.300	30	19
CF	42	Toni Polk	.300	30	19
RF	8	Dani Fey	.208	16	5
DP	26	Delaney Elling	.203	16	9

Pos.	Name	L/R	W-L	ERA	APP	GS
P	Jessica Cummings	R	4-9	4.71	27	17
P	Madison Shaffer	R	2-14	5.66	25	12
P	Ashton Mensinger	R	0-1	2.88	11	0
P	Madey Smith	R	0-1	39.00	4	3



NOTES AND HEADLINES

PENN STATE TRAVELS FOR MIDWEEK B1G DOUBLEHEADER

The Penn State softball team makes the trip to Columbus, Ohio for a mid-week doubleheader against Ohio State Wednesday, April 11. The Nittany Lions and the Buckeyes will square off for game one at 5 p.m. and start game two approximately 30 minutes following the conclusion of game one. Both games are set to be aired by the Big Ten Network with Lisa Byington and Elise Menaker on the call.

CATCHING THE GAMES FROM HOME

Fans who cannot make the trip to Columbus, Ohio can catch all the action live by following along with live Twitter updates @PennStateSB while also following live stats at OhioStateBuckeyes.com and watching live on the Big Ten Network with Lisa Byington and Elise Menaker on the call.

SERIES HISTORY WITH THE BUCKEYES

Ohio State holds 54-32 all-time series advantage over Penn State as the two teams split the doubleheader in the 2017 campaign at Nittany Lion Softball Park and Beard Field. Head coach **Amanda Lehotak** is 3-5 against the Buckeyes, having led her team to a sweep in the 2015 campaign and splitting the series in Happy Valley in 2017.

QUICK FACTS

2018 ROSTER

PENN STATE UNIVERSITY

Location..... University Park, Pa.
 Founded 1855
 Enrollment..... 46,610
 Nickname..... Nittany Lions
 Colors Blue and White
 Conference Big Ten Conference
 Home Facility Nittany Lion Softball Park (1,084)
 President..... Dr. Eric J Barron
 Director of Athletics Sandy Barbour
 Senior Women's Administrator Charmelle Green
 Faculty Representative Dennis Scanlon
 Athletics Website GoPSUsports.com

COACHING STAFF

Head Coach..... Amanda Lehotak (Fifth Year)
 Alma Mater Nebraska-Omaha '03
 Overall Record 289-347 (12 Years)
 Record at Penn State 102-143 (Five Years)
 Email ajl22@psu.edu

Assistant Coach Sarah Sigrest (Third Year)
 Alma Mater Jacksonville '12
 Email szs34@psu.edu

Assistant Coach ... Jennifer Abrams (Second Year)
 Alma Mater Providence '11
 Email jea41@psu.edu

NITTANY LION SOFTBALL PARK

Office302 Nittany Lion Softball Park
 Park Avenue
 University Park, PA 16802
 Office Phone..... (814) 865-0936
 Office Fax (814) 863-8120

ATHLETIC COMMUNICATIONS

Softball Contact.....Megan Samassa
 Office Phone.....814-865-7993
 Cell Phone814-321-3804
 Email.....mps5768@psu.edu
 Fax.....814-863-3165
 Mailing Address 101 Bryce Jordan Center
 University Park, Pa. 16802

2018 PENN STATE SOFTBALL NUMERICAL ROSTER

No.	Name	Pos.	Yr.	B/T	Hometown/High School
1	Jessica Cummings	P	Sr.	L/R	Owings, Md./Northern
2	Amanda Grieco	INF	So.	R/R	Basking Ridge, N.J./Union Catholic Regional
3	Christa Wagner	OF	So.	L/R	Plainville, Mass./King Phillip
5	Kennedy Legg	C	So.	R/R	Keller, Texas/Keller
6	Madison Shaffer	P	Jr.	L/R	New Castle, Pa./Neshannock
8	Dani Fey	UTL	Fr.	R/L	Bangor, Pa./Bangor
9	Tori Dubois	UTL	Jr.	R/R	Mt. Vernon, N.H./Bishop Guertin
10	Emily Hudgins	INF	Fr.	L/R	Wadsworth, Ill./Warren Township
11	Erin Murray	OF	Fr.	R/R	Great Falls, Va./Paul VI Catholic
12	Ashton Mensinger	P	Sr.	R/R	Nescopeck, Pa./Berwick
13	Paige Johnson	INF	Jr.	L/R	Clarksville, Tenn./Montgomery Central
18	Madey Smith	P	So.	R/R	Washington, N.J./Warren Hills Regional
21	Gianna Arrizurieta	INF	Sr.	R/R	Pembroke Pines, Fla./American Heritage Plantation
22	Haley Vallejos	C	Fr.	R/R	Chandler, Ariz./Corona Del Sol
26	Delaney Elling	INF/C	So.	R/R	Washington, Pa./Trinity
28	Tori Hackenberg	INF	Fr.	R/R	Mifflinburg, Pa./Mifflinburg Area
41	Destiny Weber	C/INF	So.	R/R	Grafton, Ohio/Keystone
42	Toni Polk	INF/OF	Jr.	L/R	Niagara Falls, N.Y./Niagara Falls
82	Meghan Williams	INF	Jr.	R/R	Bethlehem, Pa./Salisbury

2018 PENN STATE SOFTBALL ALPHABETICAL ROSTER

No.	Name	Pos.	Yr.	B/T	Hometown/High School
21	Gianna Arrizurieta	INF	Sr.	R/R	Pembroke Pines, Fla./American Heritage Plantation
1	Jessica Cummings	P	Sr.	L/R	Owings, Md./Northern
9	Tori Dubois	UTL	Jr.	R/R	Mt. Vernon, N.H./Bishop Guertin
26	Delaney Elling	INF/C	So.	R/R	Washington, Pa./Trinity
8	Dani Fey	UTL	Fr.	R/L	Bangor, Pa./Bangor
2	Amanda Grieco	INF	So.	R/R	Basking Ridge, N.J./Union Catholic Regional
28	Tori Hackenberg	INF	Fr.	R/R	Mifflinburg, Pa./Mifflinburg Area
10	Emily Hudgins	INF	Fr.	L/R	Wadsworth, Ill./Warren Township
13	Paige Johnson	INF	Jr.	L/R	Clarksville, Tenn./Montgomery Central
5	Kennedy Legg	C	So.	R/R	Keller, Texas/Keller
12	Ashton Mensinger	P	Sr.	R/R	Nescopeck, Pa./Berwick
11	Erin Murray	OF	Fr.	R/R	Great Falls, Va./Paul VI Catholic
42	Toni Polk	INF/OF	Jr.	L/R	Niagara Falls, N.Y./Niagara Falls
6	Madison Shaffer	P	Jr.	L/R	New Castle, Pa./Neshannock
18	Madey Smith	P	So.	R/R	Washington, N.J./Warren Hills Regional
22	Haley Vallejos	C	Fr.	R/R	Chandler, Ariz./Corona Del Sol
3	Christa Wagner	OF	So.	L/R	Plainville, Mass./King Phillip
41	Destiny Weber	INF	So.	R/R	Grafton, Ohio/Keystone
82	Meghan Williams	INF	Jr.	R/R	Bethlehem, Pa./Salisbury

Head Coach: Amanda Lehotak (Fifth Season)
Assistant Coach: Sarah Sigrest (Third Season)
Assistant Coach: Jennifer Abrams (Second Season)
Volunteer Assistant Coach: Sara Haefeli
Director of Operations: Christina Diaz

PRONUNCIATIONS

Gianna Arrizurieta Gee-on-AH
 AH-RIH-zur-E-et-AH
 Tori Dubois.....Do-Boys
 Dani Fey..... Fay
 Amanda Grieco..... Greck-o
 Sara Haefeli Hay-flee
 Amanda Lehotak Leh-HO-tack
 Sarah Sigrest Sigh-grest
 Haley Vallejos..... Va-lay-hose

BIG TEN STANDINGS

2018 NOTES AND HEADLINES

	BIG TEN		OVERALL	
	W-L	%	W-L	%
Michigan	7-1	.875	31-7	.816
Indiana	7-2	.778	14-23	.378
Illinois	6-4	.600	25-13	.658
Minnesota	4-3	.571	21-14	.600
Ohio State	5-4	.556	24-8	.750
Nebraska	5-4	.556	27-13	.675
Maryland	5-4	.556	15-23	.395
Northwestern	6-5	.545	23-13	.639
Iowa	4-4	.500	18-17	.514
Purdue	3-6	.333	10-28	.263
Wisconsin	2-5	.286	16-16	.500
Rutgers	2-5	.286	17-19	.472
Michigan State	2-6	.250	14-19	.424
Penn State	2-7	.222	6-26	.188

ON DECK THIS WEEKEND

Tuesday, April 10

Butler at Indiana, 5 p.m.
Iowa at Nebraska, 5 p.m.
Butler at Indiana, 7 p.m.
Iowa at Nebraska, 7 p.m.

Wednesday, April 11

Saint Francis at Maryland, 3 p.m.
Indiana State at Purdue, 4 p.m.
Green Bay at Wisconsin, 4 p.m.
Penn State at Ohio State, 5 p.m.
Saint Francis at Maryland, 5 p.m.
Michigan State at Michigan, 6 p.m.
Indiana State at Purdue, 6 p.m.
Green Bay at Wisconsin, 6 p.m.
Penn State at Ohio State, 7 p.m.

Friday, April 13

Ohio State at Northwestern, 4:30 p.m.
Minnesota at Iowa, 6 p.m.
Indiana at Maryland, 6 p.m.
Rutgers at Michigan, 6 p.m.
Michigan State at Penn State, 6 p.m.
Illinois at Wisconsin, 6 p.m.
Purdue at Nebraska, 6:30 p.m.

Saturday, April 14

Illinois at Wisconsin, Noon
Indiana at Maryland, 1 p.m.
Rutgers at Michigan, 2 p.m.
Purdue at Nebraska, 2 p.m.
Ohio State at Northwestern, 2 p.m.
Minnesota at Iowa, 3 p.m.
Michigan State at Penn State, 3 p.m.

Sunday, April 15

Indiana at Maryland, 1 p.m.
Rutgers at Michigan, 1 p.m.
Purdue at Nebraska, 1 p.m.
Ohio State at Northwestern, 1 p.m.
Michigan State at Penn State, 1 p.m.
Illinois at Wisconsin, 1 p.m.
Minnesota at Iowa, 2 p.m.

SCOUTING OHIO STATE

The Buckeyes come into the midweek match as the No. 22 team in the nation following its weekend sweep over Rutgers. Ohio State boasts a 24-8 overall record and is 5-4 in Big Ten Conference play having been swept by Indiana and falling once to Wisconsin. The midweek series with the Nittany Lions will mark just the fourth and fifth games of the season for the Buckeyes at home as they have played 15 away games and 14 neutral site games this season. OSU is led by Lilli Piper, who is hitting an impressive .431 on the season to lead the entire Big Ten Conference. Piper has 47 hits which includes 12 double, one triples, 14 home runs and 40 RBI. The Buckeyes also have Shelby McCombs, who is hitting .341 with 21 RBI and Emily Clark, who carries a .260 batting average with 26 RBI on the season. In the circle, junior Morgan Ray has had a standout year with a team-low 1.90 ERA in 110.1 innings of work and has thrown 10 complete games with 109 strikeouts in 23 appearances and 16 starts. Also seeing time in the circle is McCombs, who has a 2.69 ERA in 88.1 innings.

MAKING PROGRESS AGAINST THE WOLVERINES

Despite dropping all the three games to Michigan, head coach **Amanda Lehotak** has seen progress in her team against the No. 17 Wolverines. The Nittany Lions played six innings in game one with sophomore **Amanda Grieco** stepping in as a pinch hitter and ripping her first career extra-base hit to drive in two runs. In Saturday's contest, junior hurler **Madison Shaffer** went all seven innings, giving up just three runs on five hits. In the series finale, junior **Tori Dubois** launched her team-best fifth home run of the season.

SHAFFER THROWS GEM AGAINST No. 17 MICHIGAN

Junior pitcher **Madison Shaffer** had the Wolverine hitters on their toes throughout all seven innings in game two of the series. Shaffer threw a complete game, having given up just two hits threw six innings of work before Michigan scored three runs on three hits in the top of the seventh inning to earn the win. The New Castle, Pennsylvania native struck out four Wolverine hitters in her seven innings of work.

GRIECO STEPS UP

Sophomore walk-on **Amanda Grieco** was given the opportunity to pinch hit with runners in scoring position against Michigan Friday, April 6. The Basking Ridge, New Jersey native dug in and roped a double into the left center field gap, bringing in both of Penn State runs against the Wolverines. The extra-base hit marked the first of her career donning the Blue and White. Grieco earned the start in the final two games of the series at second base, notching eight putouts and four assists.

Amanda Lehotak at a Glance



Amanda Lehotak enters her fifth season as the Penn State softball head coach in 2018.

In her fourth season at the helm, Lehotak led the Nittany Lions to 23 wins, including to the quarterfinals of the Big Ten Tournament after an upset victory over Nebraska. The Blue and White picked up two wins over ranked opponents in the 2017 campaign, including beating then-No. 4 LSU and then-No. 25 Ohio State. Lehotak guided First Team All-Big Ten selection Tori Dubois to a .457 batting average in Big Ten play to rank third in the conference, while Rebecca Ziegler notched Big Ten All-Tournament honors in 2017. Senior Shelby Miller closed out her career under Lehotak ranking second in Penn State career laurels with 118 RBIs and went out as the career sacrifice hit leader with nine, while senior Kristina Brackpool ranks No. 7 all-time with 106 RBIs and No. 9 all-time with 19 home runs. In the circle, the Nittany Lions saw an increase in complete games going from 16 in 2016 to 25 in 2016, while strikeouts jumped from 180 to 194 in the 2017 campaign. Senior Marlaina Laubach started a team-best 25 games and threw 14 complete games en route to 12 wins. The right-handed hurler closed out her career as the all-time leader with 139 appearances in the circle and ranks third with 97 starts and fourth with four career saves. Laubach tallied 46 career victories to rank sixth all-time and tossed 611.1 innings to rank fifth all-time in Nittany Lion laurels, while her 49 complete games and 323 strikeouts rank seventh all-time for the Blue and White.

Lehotak led Penn State to its most successful season since the 2011 campaign with a 30-24 overall record and a fourth-place 14-9 record in the Big Ten Conference, breaking three offensive records in the process. The 2016 Nittany Lions posted a record-breaking .314 batting average with 468 hits that included 75 doubles. The Blue and White got off to its best start in conference action in the history of the program with an 11-3 record before winning a program-best five conference series and sweeping three B1G series in 2016. Penn State carried an 11-game win streak at Nittany Lion Softball Park and Beard Field, sweeping two conference series at home. The Blue and White secured 14 wins in 2016, which ranks second in program history and earned 10 wins for just the eighth time in program history. Furthermore, the Nittany Lions reached their 10 conference victories in fewer games than any other team as it took just 13 conference contests. The Nittany Lion offense had 23 games with 10-or-more hits and scored 10-or-more runs on nine occasions. After the conclusion of conference play, the Blue and White paced the conference with 457 hits, while ranking third with a .317 batting average and a .969 fielding percentage.

In 2016, senior Macy Jones broke the Penn State career RBI record and walk record with 137 career RBI and 100 career walks donning the Blue and White. Furthermore, under Lehotak's tutelage, Jones ranks in the top-10 in six single season batting categories and nine career batting categories at Penn State. Senior Lexi Knief also closed out her career in the top-10 of seven career batting categories for the Nittany Lions.

Defensively, Penn State finished the season ranked third in the Big Ten with a .969 fielding percentage, while senior Reina Furuya tied for third all-time in single game assists with eight against Saint Francis. In the circle, Marlaina Laubach established herself as the ace for Lehotak, tying for third in Penn State season history with 41 appearances and ranking fourth with 29 starts. Laubach also ranks 15th in innings pitched, tossing 165.2 for the Nittany Lions in the 2016 campaign.

Year	School	Overall	Conf
2007	Jacksonville	15-43	4-14
2008	Jacksonville	21-39	5-17
2009	Jacksonville	24-31	7-13
2010	Jacksonville	33-23	10-10
2011	Jacksonville	44-16	18-2
2012	Texas-San Antonio	24-28	12-8
2013	Texas-San Antonio	27-26	9-12
2014	Penn State	14-35	5-18
2015	Penn State	29-28	9-14
2016	Penn State	30-24	14-9
2017	Penn State	23-33	8-15
2018	Penn State	6-23	1-2
12 Years	Totals	290-349	103-136

2018 NOTES AND HEADLINES

FEY POISED FOR BREAKOUT FRESHMAN SEASON

Freshman **Dani Fey** has been standout at the plate for the Nittany Lions since moving into the leadoff spot in the batting order in the third week of the season. Fey hit .385 in Jacksonville, Florida and carried a .556 on-base percentage, drawing four walks, while also holding a .385 slugging percentage. The freshman outfielder tallied five hits while scoring a team-high five times for the Blue and White in its five games at the JU Tournament. Since then, Fey has maintained the leadoff spot for the Nittany Lions, hitting .350 when she is the first batter of the inning. The Bangor, Pennsylvania native ranks fourth in the Big Ten Conference in walks with 23 base on balls.

POLK PERFECTION

Junior **Toni Polk** put together a perfect plate performance in game three of the Big Ten Conference series against Rutgers, going 4-for-4. The junior outfielder notched two singles and two doubles and drove in one run in the final game against the Scarlet Knights. Polk's performance allowed her to take a team-high .305 batting average and a team-best 29 hits.

BIG HITS AGAINST SCARLET KNIGHTS

The Penn State softball team capped off the weekend series with a 7-3 victory over Rutgers. The Nittany Lions tallied a season-high 16 hits, scoring seven runs and committing just one error in the field. Junior **Toni Polk** had a perfect day at the plate going 4-for-4 with one RBI. Junior **Meghan Williams** also had a big day at the dish for the Blue and White, going 3-for-4. Juniors **Tori Dubois** and **Paige Johnson** had two hits and two RBI on the day and sophomore **Destiny Weber** had two hits and one RBI. Dubois and Weber both had home runs for the Nittany Lions with Dubois hitting her third in four games and Weber ripping her first of the season.

FLASHING THE LEATHER

The Nittany Lion defense came up with some B1G defensive plays at Rutgers, despite falling in two games. Sophomore **Destiny Weber** made two stellar plays on the hot corner with a diving play and a line drive catch. Also making a huge catch with runners on base was sophomore **Delaney Elling**, who dove for a ball in no-man's land to prevent a run from scoring.

FINDING THE LONG BALL

Penn State went into the second weekend of Big Ten play with six home runs on the season and came out with 10 as three different players hit a round-tripper against the Scarlet Knights. Junior **Tori Dubois** notched three home runs on the week with a game-winning grand slam against Robert Morris before following it up with two home runs against Rutgers. Sophomores **Kennedy Legg** and **Destiny Weber** hit their first career home runs at Rutgers with Legg going yard in game two and Weber finding her round-tripper in game three of the series. In all, six Penn State players have hit a home run this season with Dubois having a team-best four homers and **Paige Johnson** hitting two.

2018 NOTES AND HEADLINES

DUBOIS ROPES GRAND SLAM AGAINST ROBERT MORRIS

Junior **Tori Dubois** blasted a grand slam against Robert Morris to propel Penn State to an 8-7 lead in the bottom of the fifth inning, marking the second time this season in which she has knocked in the game-winning run. Dubois hit a walk-off single into right field against Kent State to give Penn State its first home win of the 2018 season. Dubois's grand slam marked the first for the Nittany Lions since the 2017 campaign when **Delaney Elling** laced a shot against Iowa State, March 4.

COMEBACK KIDS

Penn State has had to work for each of its wins this season, coming back late in the contest from a large deficit to pick up its victories. Penn State came back from a 3-0 deficit against Maryland to pick up the 4-3 victory before going on to score six runs in the bottom of the fifth inning against Robert Morris to take the 9-7 win after trailing 7-0 through the first four and a half innings.

LEHOTAK TALLIES WIN NO. 100 AT PENN STATE

With Penn State's series opening win over Maryland, head coach **Amanda Lehotak** picked up her 100th win at Penn State. Furthermore, the win marked the 289th career win for the Lehotak. Lehotak is in her fifth season with the Nittany Lions, leading Penn State to a Big Ten Tournament quarterfinal appearance in 2017 and a semifinal appearance in 2016. Under Lehotak's tenure, the Blue and White had its most successful season in 2016 since 2011, winning 30 games and finishing fourth in the Big Ten Conference. The team has also broken multiple hitting and pitching records in her five seasons with the Nittany Lions.

HARD WORK PAYS OFF FOR ARRIZURIETA

Senior **Gianna Arrizurieta** has earned a starting position in the Penn State infield and her hard work at the plate finally paid off in the Maryland series. The senior starting shortstop hit just shy of .400, going 3-for-8 at the plate for a .375 batting average in the past three games. Arrizurieta went 2-for-3 at the plate in the final game of the series to start two key rallies for the Nittany Lions, while scoring once.

WILLIAMS CLUTCH AT THE PLATE AGAINST UMD

Junior **Meghan Williams** started all three games at first base against Maryland for the Blue and White, hitting .300 on the weekend with three hits. The junior tallied three hits and drove in two RBI for the Nittany Lions. This season, Williams has started 10 games and ranks third on the team with a .241 batting average. The Bethlehem, Pennsylvania native has seven hits with two RBI and scored three times for the Nittany Lions.

BATS COME ALIVE IN GAME ONE AGAINST UMD

In game one against the Terrapins, the entire Penn State starting lineup tallied at least one hit, while four brought in at least one run and seven scored. Sophomores **Kennedy Legg** and **Destiny Weber** paced the lineup with two RBI each and **Meghan Williams** had two hits with one RBI and scored once. Williams ended the day with a team-high three hits between the two games.

CUMMINGS THROWS TWO COMPLETE GAMES

Senior hurler **Jessica Cummings** pitched two complete games against Maryland, walking just two batters in 14 innings of work and striking out 12. The senior hurler earned the 8-3 win for the Nittany Lions, giving up five hits in seven innings of work, striking out seven and allowing no walks.

PENN STATE WINS IN THRILLING WALK-OFF FASHION

Freshman **Dani Fey** led off the bottom of the ninth inning with a double into left center field for junior **Tori Dubois**, who placed a single over the second baseman's head to score Fey from second and secure the nine-inning 11-10 series win over Kent State for the Penn State softball team Sunday, March 18 at Nittany Lion Softball Park and Beard Field. The Blue and White battled for their victory over the Golden Flashes as it came back to tie the game in both the bottom of the seventh and bottom of the eighth, scoring four runs in the seventh and two in the eighth. In total, the Nittany Lions tallied a season-high 11 runs on 14 hits and did not make an error in the field.

2018 NOTES AND HEADLINES

DUBOIS BIG AGAINST KENT STATE

Junior **Tori Dubois** opened the 2018 home campaign for the Nittany Lions with a .455 batting average, lacing five hits, driving in three RBI and scoring four times. Dubois's most important RBI of the weekend came in the bottom of the ninth inning against Kent State when she roped a single over the second baseman's head to score the runner on second and secure the 11-10 walk-off series victory for Penn State. The junior outfielder also had three put-outs in left field, while carrying a .538 on-base percentage and a .636 slugging percentage through the three-game series with the Golden Flashes.

FEY POWERFUL LEADING OFF THE LINEUP

Freshman **Dani Fey** continued to be a clutch lead off batter for Penn State as she notched a .462 on-base percentage and a .500 slugging percentage in the three-game series with Kent State. Fey hit .300 on the weekend with three hits, one RBI and scoring twice for the Blue and White, while drawing three walks at the plate. Fey ended the weekend with a double into left field in the bottom of the ninth and scored the winning run on a **Tori Dubois** single into right field.

SHAFFER FINDS CONFIDENCE IN THE CIRCLE

Junior hurler **Madison Shaffer** found her stride at the Jacksonville Tournament for the Nittany Lions. Shaffer made a statement in the circle in week three of the season, pitching in all five games and making two starts for a total of 16.1 innings. The junior hurler came in against Western Carolina in relief and tossed 4.0 innings, striking out four and surrendering just one run. In her second appearance of the day, Shaffer earned the start and struck out a career-high eight batters at Jacksonville, while giving up just five hits in the loss.

PENN STATE SECURES WIN NUMBER ONE

After searching for its groove with a young team, the Nittany Lions put it all together when they played their second game at Jacksonville Friday, Feb. 23. Penn State used a string of hits to bring in its runs, while getting the leadoff batter on four times in the contest. After the Dolphins tied the game, Penn State would answer to go up by one, 3-2, before Fey scored one final security run to help the Blue and White to a 4-2 victory.

THREE HITTERS EMERGE IN WEEK ONE

Despite playing only 12 innings opening weekend and only one hitter seeing over five at-bats outside, three hitters have emerged to lead Penn State this season. Junior **Tori Dubois** is poised to surpass her 2017 season, securing hits in back-to-back games over the weekend and tallying the lone hit against No. 11 Alabama, while sophomore **Destiny Weber** also notched two hits for the Blue and White. Weber placed a ball to the middle infield against Virginia Tech that would cause a throwing error, scoring Penn State's lone run of the weekend. Finally, junior **Toni Polk** laced the only extra-base hit of the weekend for the Nittany Lions with a double into the outfield.

NEW STARTERS GET FIRST TASTE OF THE FIELD

The Nittany Lions had just one starter returning in the same position in which they started a year ago and fans saw a completely new look at the Sand Dollar Classic. Four newcomers earned starts in the first two contests, while five others started in new positions for the 2018 campaign.

PENN STATE ROAD WARRIORS

The Nittany Lions will open their 2018 season with 20 road games before they play a home contest at Nittany Lion Softball Park and Beard Field. The Blue and White participate in four road tournaments, kicking things off at the Sand Dollar Classic, Feb. 9-11. From there, Penn State will head to the Big Ten/ACC Challenge for the second-straight season where it will take on first-year team Duke as well as Virginia Tech, Feb. 16-18. Lehotak and her squad then travel back to familiar territory for the head coach as the Nittany Lions will play in the Jacksonville Tournament, Feb. 23-25. Finally, Penn State plays a single game against Texas A&M, March 6 and will play in the Houston Tournament, March 9-11.

2018 NOTES AND HEADLINES

CONFERENCE TOUR

Penn State will see a slew of representatives from several different conferences this season, taking on teams from 11 different leagues in 2018. The Nittany Lions will take on teams from the American Athletic Conference (UCF, Houston), Atlantic Coast Conference (Georgia Tech, Pitt, Virginia Tech), Atlantic Sun Conference (Jacksonville, Lipscomb), Big 12 (Iowa State), Colonial Athletic Conference (Hofstra, JMU), Mid-American Conference (Kent State), Northeast Conference (Robert Morris, Saint Francis), Patriot League (Bucknell), Southeastern Conference (Alabama, Ole Miss, Texas A&M), and Southland Conference (Central Arkansas).

BLUE AND WHITE TO PLAY 24 HOME GAMES IN 2018

Penn State will play 24 of its 56 scheduled games inside the friendly confines of Nittany Lion Softball Park and Beard Field. The home-heavy schedule will be a nice change for the Blue and White as it played only 15 of its 56 games at home in the 2017 campaign. Penn State will kick off its season with 20 away contests before opening its 2018 home campaign with a weekend series against non-conference opponent Kent State, March 16-18. The Nittany Lions hold a 61-59-1 overall record at Beard Field in its seven year existence which is good for a .504 winning percentage. Penn State will play 10 home contests in the month of March before taking on six opponents in 14 games in the month of April.

LEHOTAK BRINGS IN FIVE FRESHMEN FOR 2018

Head coach **Amanda Lehotak** brings in five fresh faces for the 2018 season. The 2018 freshman class includes: **Dani Fey**, **Emily Hudgins**, **Erin Murray**, **Haley Valles**, and **Tori Hackenberg**. The class consists of two infielders, one outfielder, one catcher, and one utility player.

MORE NEW FACES

Along with its five freshmen additions, Penn State has also added two transfers and two walk-ons. Junior **Paige Johnson** joins the Nittany Lions from Northwest Florida State, while **Kennedy Legg** is a mid-year transfer for Penn State from Ole Miss. Finally, sophomore **Amanda Grieco** and senior **Ashton Mensinger** walked on.

NEW SEASON, NEW LOOK

Penn State softball fans will see a new look on the field as it returns just four starters to its 2018 lineup. The Blue and White will see almost an entirely new infield, while senior **Gianna Arrizurieta** will return to the dirt in a variety of positions in her final season. The Nittany Lions will also have a new look in the outfield as **Tori Dubois** is the lone returner in left field. Finally, Penn State will look to veterans **Jessica Cummings**, **Madison Shaffer** and **Madey Smith** in the circle while also adding help from senior newcomer **Ashton Mensinger**.

TOUGH BIG TEN SCHEDULE

The Big Ten Conference has become one of the most competitive leagues in NCAA Division I softball as it has two teams represented in the preseason Top 25 Coaches Poll with Minnesota coming in at No. 16 and Michigan ranking No. 18. The B1G also has three teams receiving votes to kick off the 2018 campaign. The Nittany Lions will take on both Minnesota and Michigan in regular season contests, as well as Illinois and Ohio State, who are receiving votes.

10 NITTANY LIONS EARNS ACADEMIC ALL-BIG TEN HONORS IN 2017

The Penn State softball team had 10 student-athletes receive spring Academic All-Big Ten accolades following the 2017 winter semester. The returning honorees include: **Gianna Arrizurieta**, **Jessica Cummings**, **Tori Dubois**, and **Madison Shaffer**. To be eligible for Academic All-Big Ten selection, student-athletes must be letterwinners who are in at least their second academic year at their institution and carry a cumulative grade point average of 3.0 or higher.

ABRAMS INDUCTED INTO HIGH SCHOOL HALL OF FAME

Assistant softball coach **Jennifer Abrams** was inducted into the Reading High School Hall of Fame on Saturday, Nov. 18. Abrams earned 11 varsity letters at Reading High School with four in softball and ice hockey and three for field hockey, while captaining all three teams in her career. Upon graduation from Reading High School, Abrams earned a scholarship to Providence College, where she played both softball and field hockey. After completing her four-year softball career, Abrams used her fifth year of eligibility to play field hockey for the Friars.

2018 NOTES AND HEADLINES

HAEFELI JOINS STAFF AS VOLUNTEER ASSISTANT COACH

Sara Haefeli enters her first season as the volunteer assistant coach for the Penn State softball program after being hired in the summer of 2017. Haefeli spent two seasons coaching high school and club softball following her graduation from Seton Hall University. At Seton Hall, Haefeli was a four-year letter winner on the softball team where she holds the school record for single game home runs with three. Haefeli graduated from Seton Hall University in 2015 with a dual bachelor's degree from the Stillman School of Business in marketing and sport management, while earning a minor in English.

DIAZ NAMED DIRECTOR OF OPERATIONS

Head coach **Amanda Lehotak** and the Penn State softball team announced the hiring of **Christina Diaz** as the first-ever Director of Softball Operations. Diaz moves into the director of operations position after working at Penn State as a Research & Evaluation Associate where she identified, selected and implemented evidence-based programs through the Clearinghouse for Military Family Readiness since 2014. She also assisted in the Navy Youth Sports and Fitness, Yellow Ribbon, Reintegration Program Thrive!, 5210 Healthy Military Children and 5210 Healthy Children, while leading the fall 2017 implementation of the 5210 health messaging campaign in the Keystone Central School District. Along with her job as a research & evaluation associate, Diaz has been the head coach of the varsity volleyball team at Bellefonte Area School District since 2014. Diaz also spent one year working as a student-athlete mentor at the Morgan Center

ON DECK

Penn State returns to Nittany Lion Softball Park and Beard Field for a three-game series with the Spartans of Michigan State Friday, April 13-Sunday, April 15.

Penn State Team Superlatives

Batting		
At bats:	37	at Rutgers (April 1)
Runs scored:	11	vs. Kent State (March 18)
Hits:	16	at Rutgers (April 1)
RBI:	10	vs. Kent State (March 18)
Doubles:	4	2x, Last: vs Kent State (March 18)
Triples:	1	vs. Robert Morris (March 28)
Home runs:	2	at Rutgers (April 1)
Walks:	9	vs. Kent State (March 18)
Strikeouts:	12	2x, last vs. Michigan (April 7)
Sac hits:	3	at Jacksonville (Feb. 23)
Stolen bases:	2	2x, Last: vs. Kent State (March 17)
Hit into DP:	3	vs. Robert Morris (March 28)
Fielding		
Putouts:	27	vs. Kent State (March 18)
Assists:	16	vs. Kent State (March 18)
Errors:	3	2x, Last: vs. Central Florida (Feb. 23)
Passed balls:	3	vs. Northwestern (March 9)
DPs turned:	1	5x, Last vs. Kent State(March 18)
Pitching		
Innings pitched:	9.0	vs. Kent State (March 18)
Runs allowed:	14	vs. Michigan (April 6)
Earned runs:	13	vs. Northwestern (March 10)
Walks allowed:	8	at Lamar (March 7)
Strikeouts:	8	at Jacksonville (Feb. 24)
Hits allowed:	17	vs. Lipscomb (March 10)
Doubles allowed:	5	vs. Michigan (April 6)
Triples allowed:	1	14x, Last: vs. Michigan (April 8)
Homers allowed:	3	vs. Northwestern (March 9)
Wild pitches:	7	vs. Western Carolina (Feb. 24)
Hit batters:	4	vs. Northwestern (March 9)

Penn State Individual Superlatives

Batting		
At bats:	5	5x, Last: WEBER, Destiny at Rutgers (April 1)
Runs scored:	3	FEY, Dani at Jacksonville (Feb. 23)
Hits:	4	POLK, Toni at Rutgers (April 1)
RBI:	4	2x, Last: DUBOIS, Tori vs. Robert Morris (March 28)
Doubles:	2	POLK, Toni at Rutgers (April 1)
Triples:	1	POLK, Toni vs. Robert Morris (March 28)
Home runs:	1	6x, Last: DUBOIS, Tori vs. Robert Morris (March 28)
Walks:	3	5x, Last: ELLING, Delaney vs. Kent State (March 18)
Strikeouts:	3	2x, Last: GRIECO, Amanda vs. Michigan (April 7)
Sac hits:	2	JOHNSON, Paige at Jacksonville (Feb. 23)
Sac flies:	1	4x, Last: ARRIZURIETA, Gianna at Rutgers (April 1)
Stolen bases:	1	9x, Last: DUBOIS, Tori at Rutgers (March 30)
Fielding		
Putouts:	14	ELLING, Delaney vs. Kent State (March 18)
Assists:	5	4x, Last: GRIECO, Amanda vs. Maryland (March 24)
Errors:	2	2x, Last: JOHNSON, Paige vs. Michigan (April 6)
Pitching		
Innings pitched:	7.0	6x, Last: SHAFFER, Madison vs. Michigan (April 7)
Runs allowed:	14	CUMMINGS, Jessica vs. Michigan (April 6)
Earned runs:	9	CUMMINGS, Jessica vs. Michigan (April 6)
Walks allowed:	7	SHAFFER, Madison vs. Michigan (April 7)
Strikeouts:	8	SHAFFER, Madison at Jacksonville (Feb. 24)
Hits allowed:	15	CUMMINGS, Jessica vs. Michigan (April 6)
Doubles allowed:	5	CUMMINGS, Jessica vs. Michigan (April 6)
Triples allowed:	1	14x, Last: SHAFFER, Madison vs. Michigan (April 8)
Homers allowed:	2	5x, Last: CUMMINGS, Jessica vs. Michigan (April 6)
Wild Pitches	6	CUMMINGS, Jessica vs. Western Carolina (Feb. 24)
Hit Batters	32x,	Last: CUMMINGS, Jessica vs. Michigan (April 6)

The Last Time Penn State...

A PENN STATE HITTER...

Feat	Date	Player/Opponent
Hit Two HR in a game	March 2, 2013	Macy Jones vs. Michigan State (W, 8-6)
Hit Three HR in a game	--	N/A
Had 5+ Base Hits	March 15, 2008	Danielle Kinley vs. Liberty (W, 2-1 (9))
Had 5+ RBI	Feb. 19, 2017	Rebecca Ziegler vs. Virginia Tech (W, 7-1)
Hit a "Walk-Off" HR	April 21, 2017	Tori Dubois vs. Rutgers (W, 11-9)
Had a "Walk-Off" Hit	March 18, 2018	Tori Dubois vs. Kent State (W, 11-10)
Hit a Grand Slam	March 28, 2018	Tori Dubois vs. Robert Morris (W, 9-7)

A PENN STATE PITCHER...

Feat	Date	Player/Opponent
Threw a No-Hitter	April 5, 2008	Ashley Esparza vs. Illinois (W, 13-0)
Threw a Perfect Game	March 30, 2005	Missy Beseres vs. Saint Francis (W, 12-0)
Had 15+ Strikeouts	April 22, 2010	Lisa Akamine vs. Syracuse

PENN STATE...

Feat	Date	Player/Opponent
Shut Out an Opponent	May 11, 2017	vs Nebraska (W, 5-0)
Scored 15+ Runs	April 9, 2016	at Indiana (W, 15-7)
Had 20-or-more Hits	--	N/A
Had 2 Grand Slams in One Game	April 4, 2015	vs. Wisconsin
Scored 12+ Runs in Back-to-Back Games	April 8-9, 2016	at Indiana (13, 15)
Scored 10+ Runs in Three-Straight Games	April 6-9, 2016	at Ohio State, at Indiana (10, 13, 15)
Defeated a Top 5 ranked team	Feb. 10, 2017	at No. 4 LSU (W, 7-3)
Defeated a Top 10 ranked team	Feb. 10, 2017	at No. 4 LSU (W, 7-3)
Defeated a Top 25 ranked team	April 25, 2017	vs. No. 25 Ohio State (W, 2-1)

Penn State Miscellaneous Stats

MULTIPLE HIT GAMES						MULTIPLE RBI GAMES					
	2	3	4	5+	Tot		2	3	4	5+	Tot
POLK, Toni	5	2	1	0	8	DUBOIS, Tori	5	0	1	0	6
DUBOIS, Tori	7	1	0	0	8	WEBER, Destiny	3	0	0	0	3
WEBER, Destiny	5	0	0	0	5	FEY, Dani	3	0	0	0	2
FEY, Dani	3	0	0	0	3	ELLING, Delaney	2	0	0	0	2
ELLING, Delaney	3	0	0	0	3	WEBER, Destiny	2	0	0	0	2
LEGG, Kennedy	3	0	0	0	3	JOHNSON, Paige	1	1	0	0	2
JOHNSON, Paige	3	0	0	0	3	POLK, Toni	1	0	1	0	2
WILLIAMS, Meghan	1	1	0	0	2	GRIECO, Amanda	2	0	0	0	2
WAGNER, Christa	1	0	0	0	1	TEAM4	16	1	2	0	19
GRIECO, Amanda	1	0	0	0	1						
ARRIZURIETA, Gianna	1	0	0	0	1						
TEAM	33	4	1	0	38						

REACHED BASE STREAKS		
	Longest	Current
FEY, Dani	12	0
ELLING, Delaney	9	0
JOHNSON, Paige	8	0
POLK, Toni	7	0
ARRIZURIETA, Gianna	6	0
VALLEJOS, Haley	5	0
LEGG, Kennedy	4	0
DUBOIS, Tori	4	4
WILLIAMS, Meghan	4	1
WEBER, Destiny	4	0
GRIECO, Amanda	3	0
WAGNER, Christa	2	2
ELLING, Delaney	3	0
MURRAY, Erin	1	1

HITTING STREAKS		
	Longest	Current
POLK, Toni	7	0
FEY, Dani	5	0
DUBOIS, Tori	4	1
WILLIAMS, Meghan	4	1
JOHNSON, Paige	4	0
LEGG, Kennedy	3	0
ARRIZURIETA, Gianna	3	0
WEBER, Destiny	3	0
GRIECO, Amanda	3	0
ELLING, Delaney	3	0
VALLEJOS, Haley	2	0
WAGNER, Christa	1	0

2018 OVERALL STATISTICS

Record: 6-26 Home: 4-7 Away: 2-7 Neutral: 0-12 Big Ten: 2-7

Player	avg	gp-gs	ab	r	h	2b	3b	hr	rbi	tb	slg%	bb	hp	so	gdp	ob%	sf	sh	sb-att	po	a	e	fld%
9 Dubois, Tori	.300	32-32	100	14	30	6	0	5	19	51	.510	5	6	10	1	.369	0	0	2-3	41	2	0	1.000
42 Polk, Toni	.284	32-32	102	9	29	5	1	1	10	39	.382	4	0	21	0	.311	0	0	1-1	53	2	1	.982
82 Williams, Meghan	.268	20-14	41	3	11	0	0	0	2	11	.268	0	1	3	1	.286	0	0	1-1	107	3	3	.973
41 Weber, Destiny	.225	32-32	71	6	16	4	0	1	8	23	.324	9	2	13	0	.329	0	3	0-0	26	57	7	.922
13 Johnson, Paige	.217	27-25	69	11	15	4	0	2	10	25	.362	9	2	15	1	.325	0	3	0-1	61	30	9	.910
8 Fey, Dani	.208	32-32	77	15	16	3	0	0	5	19	.247	23	4	13	1	.413	0	2	2-3	59	7	5	.930
5 Legg, Kennedy	.204	29-22	54	8	11	4	0	1	8	18	.333	12	0	21	0	.348	0	4	0-0	81	15	1	.990
26 Elling, Delaney	.203	31-31	79	9	16	0	0	1	9	19	.241	17	3	10	0	.360	1	0	1-1	90	5	0	1.000
21 Arrizurieta, Gianna	.148	30-28	61	6	9	1	0	0	3	10	.164	8	0	6	1	.243	1	3	0-0	35	56	4	.958
2 Grieco, Amanda	.145	26-21	55	2	8	1	0	0	6	9	.164	4	2	12	0	.226	1	4	0-1	30	35	2	.970
3 Wagner, Christa	.136	18-5	22	5	3	0	0	0	1	3	.136	2	0	11	0	.208	0	0	2-4	3	0	0	1.000
22 Vallejos, Haley	.130	22-14	46	1	6	2	0	0	1	8	.174	3	0	9	0	.180	1	2	0-0	19	2	0	1.000
28 Hackenberg, Tori	.000	2-0	0	0	0	0	0	0	0	0	.000	0	0	0	0	.000	0	0	0-0	0	0	0	.000
11 Murray, Erin	.000	2-0	0	0	0	0	0	0	0	0	.000	0	1	0	0	1.000	0	0	0-0	0	0	0	.000
Totals	.219	32	777	89	170	30	1	11	82	235	.302	96	21	144	5	.320	4	21	9-15	612	261	35	.961
Opponents	.311	32	866	194	269	49	14	17	169	397	.458	102	27	131	1	.396	11	22	49-51	636	266	24	.974

LOB - Team (194), Opp (221). DPs turned - Team (7), Opp (9). IBB - Team (2), Polk 1, Dubois 1, Opp (1). Picked off - Fey 1, Legg 1.

(All games Sorted by Earned run avg)

Player	era	w-l	app	gs	cg	sho	sv	ip	h	r	er	bb	so	2b	3b	hr	b/avg	wp	hp	bks	sfa	sha
12 Mensinger, Ashton	2.88	0-1	11	0	0	0/0	0	17.0	23	9	7	4	1	7	1	4	.338	1	4	0	3	3
1 Cummings, Jessica	4.71	4-9	27	17	5	0/0	0	99.2	121	81	67	38	66	17	5	9	.293	25	11	0	6	8
6 Shaffer, Madison	5.66	2-14	25	12	2	0/0	0	85.1	124	91	69	49	64	24	8	4	.329	16	4	0	2	11
18 Smith, Madey	39.00	0-2	4	3	0	0/0	0	2.1	1	13	13	11	0	1	0	0	.125	6	8	0	0	0
Totals	5.34	6-26	32	32	7	0/0	0	204.1	269	194	156	102	131	49	14	17	.311	48	27	0	11	22
Opponents	2.25	26-6	32	32	15	10/1	4	212.0	170	89	68	96	144	30	1	11	.219	9	21	0	4	21

PB - Team (12), Fey 6, Legg 6, Opp (1). Pickoffs - Team (0), Opp (2). SBA/ATT - Legg (28-29), Shaffer (25-26), Cummings (20-21), Fey (16-17), Vallejos (5-5), Smith (2-2), Mensinger (2-2).

2017 BIG TEN STATISTICS

Record: 2-7 Home: 1-5 Away: 1-2 Big Ten: 2-7

Player	avg	gp-gs	ab	r	h	2b	3b	hr	rbi	tb	slg%	bb	hp	so	gdp	ob%	sf	sh	sb-att	po	a	e	fld%
82 Williams, Meghan	.318	8-7	22	1	7	0	0	0	2	7	.318	0	0	3	0	.318	0	0	0-0	50	3	0	1.000
41 Weber, Destiny	.304	9-9	23	3	7	2	0	1	4	12	.522	1	0	6	0	.333	0	1	0-0	3	13	2	.889
13 Johnson, Paige	.300	5-4	10	3	3	0	0	0	2	3	.300	2	0	3	1	.417	0	0	0-1	2	8	2	.833
21 Arrizurieta, Gianna	.286	9-9	21	1	6	1	0	0	2	7	.333	0	0	2	0	.286	0	2	0-0	12	13	1	.962
42 Polk, Toni	.280	9-9	25	2	7	2	0	0	2	9	.360	1	0	5	0	.308	0	0	0-0	12	1	0	1.000
5 Legg, Kennedy	.278	9-8	18	5	5	2	0	1	4	10	.556	3	0	8	0	.381	0	2	0-0	33	1	0	1.000
9 Dubois, Tori	.269	9-9	26	5	7	1	0	3	5	17	.654	3	2	2	0	.387	0	0	2-2	10	0	0	1.000
2 Grieco, Amanda	.214	7-5	14	0	3	1	0	0	3	4	.286	0	0	4	0	.214	0	1	0-0	14	14	0	1.000
8 Fey, Dani	.208	9-9	24	4	5	1	0	0	1	6	.250	5	0	5	1	.345	0	1	0-1	7	2	2	.818
26 Elling, Delaney	.160	9-9	25	2	4	0	0	0	1	4	.160	3	1	4	0	.276	0	0	0-0	16	2	0	1.000
22 Vallejos, Haley	.111	6-3	9	0	1	1	0	0	0	2	.222	1	0	2	0	.200	0	1	0-0	9	1	0	1.000
3 Wagner, Christa	.000	3-0	0	2	0	0	0	0	0	0	.000	0	0	0	0	.000	0	0	0-0	0	0	0	.000
28 Hackenberg, Tori	.000	1-0	0	0	0	0	0	0	0	0	.000	0	0	0	0	.000	0	0	0-0	0	0	0	.000
Totals	.253	9	217	28	55	11	0	5	26	81	.373	19	3	44	2	.322	0	8	2-4	169	74	10	.960
Opponents	.315	9	241	56	76	15	2	6	52	113	.469	24	10	33	1	.396	3	7	16-16	171	75	5	.980

LOB - Team (48), Opp (60). DPs turned - Team (2), Opp (3). IBB - Team (2), Dubois 1, Polk 1. Picked off - Legg 1.

(Big Ten games only Sorted by Earned run avg)

Player	era	w-l	app	gs	cg	sho	sv	ip	h	r	er	bb	so	2b	3b	hr	b/avg	wp	hp	bk	sfa	sha
12 Mensinger, Ashton	0.00	0-0	2	0	0	0/0	0	1.2	2	0	0	1	0	0	0	0	.286	0	0	0	0	0
1 Cummings, Jessica	4.88	2-2	7	6	3	0/0	0	37.1	48	34	26	9	24	9	1	5	.308	7	6	0	3	3
6 Shaffer, Madison	5.65	0-5	5	3	1	0/0	0	17.1	26	22	14	14	9	6	1	1	.333	4	4	0	0	4
Totals	4.97	2-7	9	9	4	0/0	0	56.1	76	56	40	24	33	15	2	6	.315	11	10	0	3	7
Opponents	2.82	7-2	9	9	3	2/1	1	57.0	55	28	23	19	44	11	0	5	.253	3	3	0	0	8

PB - Team (1), Legg 1. Pickoffs - Team (0), Opp (1). SBA/ATT - Legg (14-14), Shaffer (8-8), Cummings (8-8), Vallejos (2-2).

2018 SUMMARY STATISTICS

Score by innings	1	2	3	4	5	6	7	8	9	Total
Penn State	18	11	7	20	14	10	6	2	1	89
Opponents	28	29	32	38	21	34	10	2	0	194

Record when ...

Overall	6-26	After 4 leading	3-5
Conference	2-7 trailing	2-20
Non-Conference	4-19 tied	1-1
Home games	4-7	After 5 leading	5-1
Away games	2-7 trailing	1-19
Neutral site	0-12 tied	0-2
Day games	5-22	After 6 leading	5-1
Night games	1-4 trailing	1-17
vs Left starter	0-4 tied	0-2
vs Right starter	6-22		
1-Run games	2-5	Hit 0 home runs	2-20
2-Run games	2-4	... 1 home run	3-6
5+Run games	1-10	... 2+ home runs	1-0
Extra innings	1-0		
Shutouts	0-10	Opponent 0 home runs	5-16
	 1 home run	0-6
Scoring 0-2 runs	0-19 2+ HRs	1-4
..... 3-5 runs	1-6		
..... 6-9 runs	4-1	Made 0 errors	3-7
..... 10+ runs	1-0 1 error	3-8
	 2+ errors	0-11
Opponent 0-2 runs	1-1		
..... 3-5 runs	3-11	Opp. made 0 errors	2-15
..... 6-9 runs	1-10 1 error	2-7
..... 10+ runs	1-4 2+ errors	2-4
Scored in 1st inning	3-5	Out-hit opponent	3-0
Opp. scored in 1st	1-10	Out-hit by opponent	1-24
Scores first	4-5	Hits are tied	2-2
Opp. scores first	2-21		

Record when team scores:

Runs	0	1	2	3	4	5	6	7	8	9	10+
W-L	0-10	0-5	0-4	0-2	1-1	0-3	1-1	1-0	1-0	1-0	1-0

Record when opponent scores:

Runs	0	1	2	3	4	5	6	7	8	9	10+
W-L	0-0	0-1	1-0	2-5	0-4	1-2	0-3	1-2	0-3	0-2	1-4

Record when leading after:

Inn.	1	2	3	4	5	6
W-L	3-3	1-4	2-3	3-5	5-1	5-1

Record when trailing after:

Inn.	1	2	3	4	5	6
W-L	1-9	1-17	1-19	2-20	1-19	1-17

Record when tied after:

Inn.	1	2	3	4	5	6
W-L	2-14	4-5	3-4	1-1	0-2	0-2

Current losing streak: 3
 Longest winning streak: 3
 Longest losing streak: 11

2018 GAME-BY-GAME

Date	Opponent	ab	r	h	rbi	2b	3b	hr	tb	bb	ibb	sb	cs	hbp	sac	sf	qdp	k	po	a	e	lob	avg
Feb 09	vs Alabama	15	0	1	0	0	0	0	1	2	0	0	1	1	1	0	0	2	12	6	1	4	.067
Feb 09	vs Virginia Tech	25	1	4	0	1	0	0	5	1	0	0	0	4	0	0	1	12	21	11	2	8	.125
Feb 16	vs Virginia Tech	23	0	3	0	0	0	0	3	2	0	0	0	0	1	0	0	2	18	3	0	5	.127
Feb 16	at Duke	29	5	7	4	2	0	0	9	4	0	0	1	0	0	0	0	9	18	3	3	7	.163
Feb 17	vs Virginia Tech	28	6	9	6	0	0	1	12	7	0	0	0	1	1	1	0	9	21	8	1	11	.200
Feb 18	vs Duke	30	2	8	1	0	0	0	8	0	0	0	0	1	0	0	0	6	21	12	1	8	.213
02/23/18	vs Central Florida	24	0	5	0	1	0	0	6	1	0	0	0	0	0	0	0	7	17	7	3	4	.213
02/23/18	at Jacksonville	27	4	10	4	2	0	0	12	1	0	0	0	2	3	0	0	5	21	12	0	8	.234
02/24/18	vs Western Carolina	23	1	3	1	1	0	0	4	7	0	1	0	2	0	1	0	5	21	9	2	11	.223
02/24/18	at Jacksonville	23	2	3	2	0	0	0	3	3	0	1	0	0	2	0	0	2	18	10	2	5	.215
02/25/18	vs James Madison	22	1	4	1	0	0	0	4	1	0	1	1	0	1	0	0	8	21	8	1	2	.212
Mar 06	at Texas A&M	14	0	0	0	0	0	0	0	3	0	0	0	0	1	0	0	1	12	5	1	3	.201
03/07/18	at Lamar University	27	3	6	3	0	0	0	6	2	0	0	0	2	0	0	0	5	18	5	0	7	.203
Mar 09	vs Northwestern	21	0	3	0	0	0	0	3	1	0	0	0	1	0	0	0	3	18	6	0	5	.199
Mar 10	vs Lipscomb	25	1	4	1	0	0	0	4	4	0	0	0	0	1	0	0	2	21	10	2	8	.197
Mar 10	vs Northwestern	24	4	3	4	1	0	1	7	6	0	2	0	1	0	0	0	8	18	7	2	6	.192
Mar 11	vs Iowa State	24	0	3	0	0	0	0	3	0	0	0	0	1	0	0	0	0	18	9	0	4	.188
Mar 11	at Houston	22	0	1	0	0	0	0	1	0	0	0	0	0	0	0	0	4	18	7	2	1	.181
Mar 17	KENT STATE	27	5	5	5	0	0	1	8	7	0	0	0	0	0	0	0	3	21	4	0	8	.181
Mar 17	KENT STATE	24	6	9	5	4	0	1	16	2	0	2	1	1	1	0	0	1	21	12	1	4	.191
Mar 18	KENT STATE	36	11	14	10	4	0	1	21	9	0	0	0	1	0	1	0	1	27	16	0	12	.205
*Mar 24	MARYLAND	29	8	11	6	3	0	0	14	2	0	1	0	0	1	0	0	5	21	11	0	6	.214
*Mar 24	MARYLAND	17	0	2	0	0	0	0	2	1	0	0	0	0	0	0	0	1	15	6	2	3	.211
*Mar 25	MARYLAND	24	3	6	3	1	0	0	7	5	2	0	0	1	1	0	0	1	21	8	1	7	.213
Mar 28	ROBERT MORRIS	27	9	7	9	1	1	1	13	8	0	0	0	0	0	1	0	4	21	10	1	9	.215
Mar 28	ROBERT MORRIS	20	0	3	0	2	0	0	5	6	0	0	0	0	1	0	2	1	21	7	0	6	.213
*Mar 30	at Rutgers	23	5	7	5	0	0	1	10	5	0	1	2	0	2	0	1	2	19	8	1	4	.216
*Mar 31	at Rutgers	27	2	7	2	2	0	1	12	1	0	0	0	0	1	0	1	2	18	9	2	6	.218
*Apr 01	at Rutgers	37	7	16	7	3	0	2	25	1	0	0	0	1	1	0	0	5	21	7	1	12	.229
*Apr 06	MICHIGAN	20	2	3	2	1	0	0	4	1	0	0	0	1	2	0	0	10	18	8	2	4	.227
*Apr 07	MICHIGAN	23	0	1	0	1	0	0	2	3	0	0	0	0	0	0	0	12	21	8	0	5	.221
*Apr 08	MICHIGAN	17	1	2	1	0	0	1	5	0	0	0	0	0	0	0	0	6	15	9	1	1	.219
Totals		777	89	170	82	30	1	11	235	96	2	9	6	21	21	4	5	144	612	261	35	194	.219

2018 RESULTS

Date	Opponent	Score	Inns	Overall	Big Ten	Pitcher of record	Attend	Time
Feb 09, 2018	vs #11 Alabama	L 0-10	5	0-1-0	0-0-0	Cummings (L 0-1)	0	1:28
Feb 09, 2018	vs Virginia Tech	L 1-3	7	0-2-0	0-0-0	Cummings (L 0-2)	206	2:15
Feb 16, 2018	vs Virginia Tech	L 0-1	7	0-3-0	0-0-0	Cummings (L 0-3)	0	1:30
Feb 16, 2018	at Duke	L 5-7	7	0-4-0	0-0-0	Shaffer (L 0-1)	0	2:15
Feb 17, 2018	vs Virginia Tech	L 6-9	7	0-5-0	0-0-0	Shaffer (L 0-2)	0	2:20
Feb 18, 2018	vs Duke	L 2-7	7	0-6-0	0-0-0	Shaffer (L 0-3)	756	2:06
02/23/18	vs Central Florida	L 0-4	7	0-7-0	0-0-0	Mensingher (L 0-1)	0	1:29
02/23/18	at Jacksonville	w 4-2	7	1-7-0	0-0-0	Cummings (W 1-3)	201	1:54
02/24/18	vs Western Carolina	L 1-5	7	1-8-0	0-0-0	Cummings (L 1-4)	232	2:08
02/24/18	at Jacksonville	L 2-3	7	1-9-0	0-0-0	Shaffer (L 0-4)	316	1:37
02/25/18	vs #23 James Madison	L 1-4	7	1-10-0	0-0-0	Shaffer (L 0-5)	113	1:41
Mar 06, 2018	at #7 Texas A&M	L 0-8	5	1-11-0	0-0-0	Cummings (L 1-4)	822	1:37
03/07/18	at Lamar University	L 3-8	7	1-12-0	0-0-0	Smith (L 0-1)	323	2:05
Mar 09, 2018	vs Northwestern	L 0-13	6	1-13-0	0-0-0	Shaffer (L 0-6)	0	2:08
Mar 10, 2018	vs Lipscomb	L 1-9	7	1-14-0	0-0-0	Shaffer (L 0-6)	0	2:00
Mar 10, 2018	vs Northwestern	L 4-6	7	1-15-0	0-0-0	Shaffer (L 0-8)	0	2:00
Mar 11, 2018	vs Iowa State	L 0-3	7	1-16-0	0-0-0	Cummings (L 1-6)	0	1:30
Mar 11, 2018	at Houston	L 0-3	7	1-17-0	0-0-0	Shaffer (L 0-9)	331	1:22
Mar 17, 2018	KENT STATE-1	L 5-6	7	1-18-0	0-0-0	Cummings (L 1-7)	-	2:00
Mar 17, 2018	KENT STATE-2	w 6-5	7	2-18-0	0-0-0	Shaffer (W 1-8)	555	1:30
Mar 18, 2018	KENT STATE	w 11-10	(9)	3-18-0	0-0-0	Cummings (W 2-7)	540	3:00
* Mar 24, 2018	MARYLAND-1	w 8-3	7	4-18-0	1-0-0	Cummings (W 3-7)	-	1:49
* Mar 24, 2018	MARYLAND-2	L 0-8	5	4-19-0	1-1-0	Shaffer (L 1-10)	874	1:41
* Mar 25, 2018	MARYLAND	L 3-4	7	4-20-0	1-2-0	Cummings (L 3-8)	612	2:00
Mar 28, 2018	ROBERT MORRIS-1	w 9-7	7	5-20-0	1-2-0	Shaffer (W 2-10)	-	2:11
Mar 28, 2018	ROBERT MORRIS-2	L 0-5	7	5-21-0	1-2-0	Smith (L 0-2)	479	2:01
* Mar 30, 2018	at Rutgers	L 5-6	7	5-22-0	1-3-0	Shaffer (L 2-11)	457	1:57
* Mar 31, 2018	at Rutgers	L 2-4	7	5-23-0	1-4-0	Shaffer (L 2-12)	514	1:51
* Apr 01, 2018	at Rutgers	w 7-3	7	6-23-0	2-4-0	Cummings (W 4-8)	231	2:05
* Apr 06, 2018	MICHIGAN	L 2-14	6	6-24-0	2-5-0	Cummings (L 4-9)	862	2:00
* Apr 07, 2018	MICHIGAN	L 0-3	7	6-25-0	2-6-0	Shaffer (L 2-13)	1410	2:21
* Apr 08, 2018	MICHIGAN	L 1-11	5	6-26-0	2-7-0	Shaffer (L 2-14)	1258	1:36

* = Conference game

() extra inning game

2018 Highlights



1

JESSICA CUMMINGS

SENIOR | P
OWINGS, MD.

- >> Started 16 games in the circle
- >> Struck out seven against Maryland in the win (3/24)
- >> Has thrown five complete games this season
- >> Earned the win against Rutgers, going all seven innings (4/1)

2018 Game-by-Game

SEASON HIGHS

IP	7.0, 4x last at Rutgers (4/1)
H	15 vs. No. 17 Michigan (4/6)
R	14 vs. No. 17 Michigan (4/6)
ER	9 vs. No. 17 Michigan (4/6)
BB	4 vs. Kent State (3/17)
K	7 vs. Maryland (3/25)
2B	5 vs. No. 17 Michigan (4/6)
3B	1, 5x last vs. Maryland (3/25)
HR	2, 2x last - vs. No. 17 Michigan (4/6)
HBP	3 vs. No. 17 Michigan (4/6)

CAREER BEST

IP	10.2 at Maryland (4/28/17)
K	9 vs. Cleveland St. (2/25/17)
CG	10x, last - at Rutgers (4/1)
SO	N/A

Date	Opponent	GS	IP	H	R	ER	BB	SO	2B	3B	HR	WP	BK	HBP	IBB	Score	W-L	SV	ERA	NP
Feb 09	vs Alabama	*	2.1	2	5	4	3	1	0	1	0	1	0	0	0	0-10	0-1	0	12.00	53
Feb 09	vs Virginia Tech	*	5.0	6	3	1	3	4	0	0	0	1	0	0	0	1-3	0-2	0	4.77	107
Feb 16	vs Virginia Tech	*	4.0	2	1	0	1	5	0	0	0	0	0	2	0	0-1	0-3	0	3.09	61
Feb 16	at Duke	*	3.1	5	3	3	2	2	0	0	1	1	0	0	0	5-7	0-3	0	3.82	50
Feb 17	vs Virginia Tech	*	3.0	2	4	4	2	1	1	0	0	1	0	0	0	6-9	0-3	0	4.75	60
Feb 18	vs Duke	*	2.0	1	1	1	0	0	0	0	0	1	0	0	0	2-7	0-3	0	4.63	29
02/23/18	vs Central Florida	*	3.0	2	0	0	0	2	0	1	0	0	0	1	0	0-4	0-3	0	4.01	40
02/23/18	at Jacksonville	*	6.0	5	2	2	3	5	0	0	0	0	0	0	0	4-2	1-3	0	3.66	100
02/24/18	vs Western Carolina	*	1.0	1	3	2	3	1	0	0	0	6	0	0	0	1-5	1-4	0	4.01	41
02/25/18	at Jacksonville	*	0.2	0	0	0	1	0	0	0	0	1	0	0	0	2-3	1-4	0	3.92	7
02/25/18	vs James Madison	*	3.0	3	0	0	0	4	1	0	0	1	0	0	0	1-4	1-4	0	3.57	46
Mar 06	at Texas A&M	*	0.0	2	3	3	2	0	0	0	0	2	0	0	0	0-8	1-5	0	4.20	19
03/07/18	at Lamar University	*	0.1	0	0	0	0	1	0	0	0	0	0	0	0	3-8	1-5	0	4.16	4
Mar 09	vs Northwestern	*	2.1	2	1	1	0	0	0	0	0	0	0	0	0	0-13	1-5	0	4.08	38
Mar 10	vs Lipscomb	*	6.0	12	5	5	2	2	2	2	0	1	1	0	0	1-9	1-5	0	4.33	113
Mar 10	vs Northwestern	*	2.0	1	1	1	0	0	0	0	0	0	0	0	0	4-6	1-5	0	4.30	25
Mar 11	vs Iowa State	*	6.0	6	3	3	0	6	0	1	2	0	0	1	0	0-3	1-6	0	4.20	85
Mar 17	KENT STATE-1	*	7.0	8	6	6	4	4	4	3	1	0	1	0	0	5-6	1-7	0	4.42	90
Mar 17	KENT STATE-2	*	1.1	2	1	0	0	2	0	0	0	0	0	0	0	6-5	1-7	0	4.32	25
Mar 18	KENT STATE	*	4.0	11	5	5	3	2	1	0	0	1	0	0	1	11-10	2-7	0	4.60	104
Mar 24	MARYLAND-1	*	7.0	5	3	3	0	7	1	0	0	1	0	0	0	8-3	3-7	0	4.44	97
Mar 25	MARYLAND	*	7.0	7	4	3	2	5	1	1	1	2	0	1	0	3-4	3-8	0	4.31	112
Mar 30	at Rutgers	*	4.1	8	4	4	1	1	1	0	2	0	0	0	0	5-6	3-8	0	4.43	85
Mar 31	at Rutgers	*	3.0	5	1	1	0	2	0	0	0	1	0	0	0	2-4	3-8	0	4.35	53
Apr 01	at Rutgers	*	7.0	15	3	1	3	4	1	0	0	0	0	0	0	7-3	4-8	0	4.09	125
Apr 06	MICHIGAN	*	5.2	15	14	9	1	4	5	0	2	2	0	3	0	2-14	4-9	0	4.51	126
Apr 08	MICHIGAN	*	3.1	3	5	5	2	1	0	0	0	1	0	2	0	1-11	4-9	0	4.71	59
Totals			17	99.2	121	81	67	38	66	17	5	9	25	0	11	1 80-168	4-9	0	4.71	-

CAREER PITCHING STATISTICS

Year	ERA	W-L	APP	GS	CG	SHO/C	SV	IP	H	R	ER	BB	SO	2B	3B	HR	BF	BAA	WP	HBP	BK	SFA	SHA
2015	5.24	7-10	31	21	6	1/1	0	119.0	160	108	89	66	79	22	1	17	500	.320	16	22	0	2	8
2016	6.16	2-2	12	5	0	0/2	0	19.1	26	22	17	14	10	4	1	6	84	.310	4	4	0	0	2
2017	4.60	3-4	16	7	3	2/0	1	45.2	54	38	30	23	36	5	2	6	194	.278	9	2	0	1	1
2018	4.71	4-9	27	17	5	0/0	0	99.2	121	81	67	38	66	17	5	9	413	.293	25	11	0	6	8
TOTAL	5.01	16-25	86	50	14	3/3	1	283.2	361	249	203	141	191	48	9	38	1191	.303	54	39	0	9	19

2018 Highlights



2

AMANDA GRIECO

SOPHOMORE | INF
BASKING RIDGE, N.J.

- >> Started 21 games at three different positions
- >> Had two hits and two RBI against Virginia Tech (2/17)
- >> Brought in a RBI against Maryland (3/25)
- >> Drove in two runs on a double against No. 17 Michigan (4/6)

Background Information

- >> Walked on prior to the 2018 season

2018 Game-by-Game

SEASON HIGH

AB 4, 3x at Jacksonville (2/23)
 H 2 vs. Virginia Tech (2/17)
 2B 1 vs. No. 17 Michigan (4/6)
 3B N/A
 HR N/A
 R 1, 2x last - vs. Kent State (3/17)
 RBI 2, 2x last - vs. No. 17 Michigan (4/6)
 BB 1, 4x last - at Jacksonville (2/24)
 SB N/A
 PO 5 vs. No. 17 Michigan (4/7)
 A 5 vs. Maryland (3/24)

CAREER BEST

AB 4, 3x at Jacksonville (2/23/18)
 H 2 vs. Virginia Tech (2/17/18)
 R 1, 2x last - vs. Kent State (3/17)
 RBI 2, 2x last - vs. No. 17 Michigan (4/7/18)
 BB 1, 4x last - at Jacksonville (2/24/18)
 SB N/A

Date	Opponent	Pos	AB	R	H	RBI	2B	3B	HR	BB	SB	CS	HBP	SAC	SF	GDP	K	PO	A	E	Avg
Feb 09	vs Alabama	*2b	1	0	0	0	0	0	0	0	0	0	1	0	0	0	0	1	1	0	.000
Feb 09	vs Virginia Tech	*2b	2	0	0	0	0	0	0	0	0	0	1	0	0	0	0	1	0	2	.000
Feb 16	vs Virginia Tech	*2b	2	0	0	0	0	0	0	1	0	0	0	0	0	0	0	1	1	0	.000
Feb 16	at Duke	*2b	4	1	0	0	0	0	0	0	0	1	0	0	0	0	2	0	0	1	.000
Feb 17	vs Virginia Tech	*2b	3	0	2	2	0	0	0	1	0	0	0	1	0	0	0	3	0	0	.167
Feb 18	vs Duke	*of/3b	4	0	1	0	0	0	0	0	0	0	0	0	0	0	1	2	1	0	.188
02/23/18	vs Central Florida	*2b/ss	3	0	1	0	0	0	0	0	0	0	0	0	0	0	1	0	3	0	.211
02/23/18	at Jacksonville	*ss	4	0	0	0	0	0	0	0	0	0	0	0	0	0	1	1	4	0	.174
02/24/18	vs Western Carolina	*2b	2	0	0	1	0	0	0	1	0	0	0	0	1	0	0	1	2	0	.160
02/24/18	at Jacksonville	*ss	1	0	0	0	0	0	0	1	0	0	0	1	0	0	0	0	2	0	.154
02/25/18	vs James Madison	*ss	3	0	1	0	0	0	0	0	0	0	0	0	0	0	1	2	0	0	.172
Mar 06	at Texas A&M	*ss	1	0	0	0	0	0	0	0	0	0	0	1	0	0	0	0	1	1	.167
03/07/18	at Lamar University	*ss	3	0	0	0	0	0	0	0	0	0	0	0	0	0	0	1	0	0	.152
Mar 09	vs Northwestern	*ss	2	0	0	0	0	0	0	0	0	0	0	0	0	0	0	0	2	0	.143
Mar 10	vs Lipscomb	*ss/2b	3	0	0	0	0	0	0	0	0	0	0	0	0	0	0	3	2	0	.132
Mar 10	vs Northwestern	2b	2	0	0	0	0	0	0	0	0	0	0	0	0	0	1	1	0	0	.125
Mar 11	vs Iowa State	*2b	1	0	0	0	0	0	0	0	0	0	0	0	0	0	0	0	0	0	.122
Mar 17	KENT STATE-2	pr	0	0	0	0	0	0	0	0	0	0	0	0	0	0	0	0	0	0	.122
Mar 18	KENT STATE	pr	0	1	0	0	0	0	0	0	0	0	0	0	0	0	0	0	0	0	.122
Mar 24	MARYLAND-1	*2b	2	0	1	0	0	0	0	0	0	0	0	1	0	0	1	1	5	0	.140
Mar 24	MARYLAND-2	*2b	2	0	0	0	0	0	0	0	0	0	0	0	0	0	0	4	1	0	.133
Mar 25	MARYLAND	*2b	3	0	1	1	0	0	0	0	0	0	0	0	0	0	0	1	4	0	.146
Mar 31	at Rutgers	2b	1	0	0	0	0	0	0	0	0	0	0	0	0	0	0	0	0	0	.143
Apr 06	MICHIGAN	ph	1	0	1	2	1	0	0	0	0	0	0	0	0	0	0	0	0	0	.160
Apr 07	MICHIGAN	*2b	3	0	0	0	0	0	0	0	0	0	0	0	0	0	3	5	1	0	.151
Apr 08	MICHIGAN	*2b	2	0	0	0	0	0	0	0	0	0	0	0	0	0	0	3	3	0	.145
Totals			21gs	55	2	8	6	1	0	4	0	1	2	4	1	0	12	30	35	2	.145

On base pct. .226 • Slugging pct. .164

MULTI-HIT GAMES	2	3	4	5+	Total
2018	1	0	0	0	1
TOTAL	1	0	0	0	1


MULTI-RBI GAMES	2	3	4	5+	Total
2018	2	0	0	0	2
TOTAL	2	0	0	0	2

CAREER STREAKS

Hitting Streak..... 3 games (2018)
 Reaching Base 3 games (2018)

CAREER HITTING STATISTICS

Year	AVG.	GP-GS	AB	R	H	2B	3B	HR	RBI	TB	SLG	BB	HBP	SO	GDP	OBP	SF-SH	SB-ATT	PO-A-E	FLD%
2018	.145	26-21	55	2	8	1	0	0	6	9	.164	4	2	12	0	.226	1-4	0-1	30-35-2	.970
TOTAL	.145	26-21	55	2	8	1	0	0	6	9	.164	4	2	12	0	.226	1-4	0-1	30-35-2	.970



3

CHRISTA WAGNER

SOPHOMORE | OF
PLAINVILLE, MASS.

- >> Had her first hit of the season against Western Carolina (2/24)
- >> Started five games, four of which were as the designated player.
- >> Drove in one run against Kent State (3/17)

2018 Game-by-Game

SEASON HIGH	
AB.....	4 vs. Kent State (3/17)
H.....	2 vs. Kent State (3/17)
2B.....	N/A
3B.....	N/A
HR.....	N/A
R.....	1, 5x last - vs. No. 17 Michigan (4/6)
RBI.....	1 vs. Kent State (3/17)
BB.....	1, 2x last - vs. Kent State (3/17)
SB.....	1, 2x last - vs. Kent State (3/17)
PO.....	2 vs. Virginia Tech (2/17)
A.....	N/A

CAREER BEST	
AB.....	4 vs. Rutgers (4/21/17)
H.....	2, 2x last - vs. Kent State (3/17/18)
R.....	2 vs. Bucknell (4/19/17)
RBI.....	1, 3x last - vs. Kent State (3/17/18)
BB.....	1, 3x last - vs. vs. Kent State (3/17/18)
SB.....	1, 5x last - vs. Kent State (3/17/18)

MULTI-HIT GAMES	2	3	4	5+	Total
2017	2	0	0	0	2
2018	1	0	0	0	1
TOTAL	3	0	0	0	3

MULTI-RBI GAMES	2	3	4	5+	Total
2017	0	0	0	0	0
2018	0	0	0	0	0
TOTAL	0	0	0	0	0

CAREER STREAKS


Hitting Streak..... 3 games (2017)
 Reaching Base 3 games (2017)

Date	Opponent	Pos	AB	R	H	RBI	2B	3B	HR	BB	SB	CS	HBP	SAC	SF	GDP	K	PO	A	E	Avg
Feb 09	vs Alabama	*dh	1	0	0	0	0	0	0	1	0	0	0	0	0	0	0	0	0	0	.000
Feb 09	vs Virginia Tech	ph/of	2	0	0	0	0	0	0	0	0	0	0	0	0	0	2	0	0	0	.000
Feb 16	at Duke	pr	0	0	0	0	0	0	0	0	0	0	0	0	0	0	0	0	0	0	.000
Feb 17	vs Virginia Tech	of	3	0	0	0	0	0	0	0	0	0	0	0	0	0	2	2	0	0	.000
02/23/18	vs Central Florida	pr	0	0	0	0	0	0	0	0	0	0	0	0	0	0	0	0	0	0	.000
02/24/18	vs Western Carolina	ph/of	2	0	1	0	0	0	0	0	0	0	0	0	0	0	1	0	0	0	.125
02/24/18	at Jacksonville	*dh	3	0	0	0	0	0	0	1	0	0	0	0	0	0	0	0	0	0	.091
02/25/18	vs James Madison	ph	1	0	0	0	0	0	0	0	0	0	0	0	0	0	1	0	0	0	.083
03/07/18	at Lamar University	*of	2	0	0	0	0	0	0	0	0	0	0	0	0	0	2	1	0	0	.071
Mar 10	vs Lipscomb	pr	0	1	0	0	0	0	0	0	0	0	0	0	0	0	0	0	0	0	.071
Mar 11	vs Iowa State	of	0	0	0	0	0	0	0	0	0	0	0	0	0	0	0	0	0	0	.071
Mar 11	at Houston	ph	1	0	0	0	0	0	0	0	0	0	0	0	0	0	1	0	0	0	.067
Mar 17	KENT STATE-2	*dh	3	1	2	1	0	0	0	0	1	1	0	0	0	0	0	0	0	0	.167
Mar 18	KENT STATE	*dh	4	0	0	0	0	0	0	1	0	0	0	0	0	0	1	0	0	0	.136
Mar 25	MARYLAND	pr	0	1	0	0	0	0	0	0	0	0	0	0	0	0	0	0	0	0	.136
Mar 28	ROBERT MORRIS-1	pr	0	1	0	0	0	0	0	0	0	0	0	0	0	0	0	0	0	0	.136
Mar 31	at Rutgers	pr	0	0	0	0	0	0	0	0	0	0	0	0	0	0	0	0	0	0	.136
Apr 06	MICHIGAN	pr	0	1	0	0	0	0	0	0	0	0	0	0	0	0	0	0	0	0	.136
Totals		5gs	22	5	3	1	0	0	0	2	2	2	0	0	0	0	11	3	0	0	.136

On base pct. .208 • Slugging pct. .136

CAREER HITTING STATISTICS

Year	AVG.	GP-GS	AB	R	H	2B	3B	HR	RBI	TB	SLG	BB	HBP	SO	GDP	OBP	SF-SH	SB-ATT	PO-A-E	FLD%
2017	.214	24-9	28	11	6	0	0	0	2	6	.214	1	0	6	0	.241	0-0	3-3	0-0-0	.000
2018	.136	18-5	22	5	3	0	0	0	1	3	.136	2	0	11	0	.208	0-0	2-4	3-0-0	1.000
TOTAL	.180	42-14	50	16	9	0	0	0	3	9	.180	3	0	17	0	.226	0-0	5-7	3-0-0	1.000



5

**KENNEDY
LEGG**

SOPHOMORE | C
KELLER, TEXAS

- >> Started 22 games this season
- >> Scored twice and had one RBI against Kent State (3/18)
- >> Brought in two runs against Maryland (3/24)
- >> Tallied her first career home run against Rutgers (3/31)

Background Information

- >> Transferred from Ole Miss

2018 Game-by-Game

SEASON HIGH

AB5 at Rutgers (4/1)
 H2, 3x last - at Rutgers (3/31)
 2B 1, 4x last - vs. No. 17 Michigan (4/7)
 3B N/A
 HR1 at Rutgers (3/31)
 R2 vs. Kent State (3/17)
 RBI2, 3x last - at Rutgers (3/31)
 BB3 vs. Kent State (3/17)
 SB N/A
 PO8 at Rutgers (3/31)
 A2, 3x last - vs. Kent State (3/18)

CAREER BEST

AB5 at Rutgers (4/1/18)
 H 2, 3x last - at Rutgers (3/31/18)
 R2 vs. Kent State (3/17/18)
 RBI2, 3x last - at Rutgers (3/31/18)
 BB3 vs. Kent State (3/17/18)
 SB N/A

Date	Opponent	Pos	AB	R	H	RBI	2B	3B	HR	BB	SB	CS	HBP	SAC	SF	GDP	K	PO	A	E	Avg
Feb 09	vs Alabama	*c	2	0	0	0	0	0	0	0	0	0	0	0	0	0	2	3	1	1	.000
Feb 09	vs Virginia Tech	*c	2	0	0	0	0	0	0	0	0	0	0	0	0	0	1	4	1	0	.000
Feb 16	vs Virginia Tech	*c	3	0	0	0	0	0	0	0	0	0	0	0	0	0	1	4	1	0	.000
Feb 16	at Duke	c	1	0	0	0	0	0	0	0	0	0	0	0	0	0	1	1	0	0	.000
Feb 17	vs Virginia Tech	ph	0	0	0	0	0	0	0	1	0	0	0	0	0	0	0	0	0	0	.000
Feb 18	vs Duke	ph/c	2	1	2	0	0	0	0	0	0	0	0	0	0	0	0	0	0	0	.200
02/23/18	vs Central Florida	c	1	0	0	0	0	0	0	0	0	0	0	0	0	0	1	1	0	0	.182
02/23/18	at Jacksonville	*c	2	0	0	0	0	0	0	1	0	0	0	0	0	0	1	5	2	0	.154
02/24/18	vs Western Carolina	*c	1	0	0	0	0	0	0	0	0	0	0	0	0	0	1	1	1	0	.143
02/25/18	vs James Madison	ph	1	0	0	0	0	0	0	0	0	0	0	0	0	0	1	0	0	0	.133
03/07/18	at Lamar University	*dh	2	0	0	1	0	0	0	1	0	0	0	0	0	0	1	0	0	0	.118
Mar 09	vs Northwestern	*of	2	0	0	0	0	0	0	0	0	0	0	0	0	0	1	2	0	0	.105
Mar 10	vs Lipscomb	*c	2	0	0	0	0	0	0	0	0	0	0	1	0	0	0	2	1	0	.095
Mar 10	vs Northwestern	*c	2	0	1	2	1	0	0	1	0	0	0	0	0	0	1	2	1	0	.130
Mar 11	vs Iowa State	*c	3	0	0	0	0	0	0	0	0	0	0	0	0	0	0	5	2	0	.115
Mar 11	at Houston	*c	2	0	0	0	0	0	0	0	0	0	0	0	0	0	0	0	1	0	.107
Mar 17	KENT STATE-1	*c	1	0	0	0	0	0	0	3	0	0	0	0	0	0	0	6	0	1	.103
Mar 17	KENT STATE-2	*c	2	0	0	0	0	0	0	0	0	0	1	0	0	0	1	5	0	0	.097
Mar 18	KENT STATE	*c	3	2	1	1	0	0	0	2	0	0	0	0	0	0	0	4	2	0	.118
Mar 24	MARYLAND-1	*c	3	1	1	2	1	0	0	0	0	0	0	0	0	0	1	5	0	0	.135
Mar 24	MARYLAND-2	*c	2	0	0	0	0	0	0	0	0	0	0	0	0	0	0	2	0	0	.128
Mar 25	MARYLAND	pr	0	0	0	0	0	0	0	0	0	0	0	0	0	0	0	0	0	0	.128
Mar 28	ROBERT MORRIS-2	ph/dh	2	0	2	0	1	0	0	0	0	0	0	0	0	0	0	0	0	0	.171
Mar 30	at Rutgers	*c	0	1	0	0	0	0	0	2	0	0	0	1	0	0	0	0	2	1	.171
Mar 31	at Rutgers	*c	3	1	2	2	0	0	1	0	0	0	0	0	0	0	1	8	0	0	.205
Apr 01	at Rutgers	*c	5	1	1	0	0	0	0	0	0	0	0	0	0	0	3	4	0	0	.204
Apr 06	MICHIGAN	*c	0	1	0	0	0	0	0	1	0	0	1	0	0	0	0	5	0	0	.204
Apr 07	MICHIGAN	*c	3	0	1	0	1	0	0	0	0	0	0	0	0	0	2	5	0	0	.212
Apr 08	MICHIGAN	*c	2	0	0	0	0	0	0	0	0	0	0	0	0	0	1	2	0	0	.204
Totals			22gs	54	8	11	8	4	0	1	12	0	0	4	0	0	21	81	15	1	.264

On base pct. .348 • Slugging pct. .333

MULTI-HIT GAMES	2	3	4	5+	Total
2017 *	0	0	0	0	0
2018	3	0	0	0	3
TOTAL	3	0	0	0	3

MULTI-RBI GAMES	2	3	4	5+	Total
2017 *	0	0	0	0	0
2018	3	0	0	0	3
TOTAL	3	0	0	0	3

CAREER STREAKS

Hitting Streak 4 games (2018)
 Reaching Base 6 games (2018)

* - denotes at Ole Miss

CAREER HITTING STATISTICS (* - at Ole Miss)

Year	AVG.	GP-GS	AB	R	H	2B	3B	HR	RBI	TB	SLG	BB	HBP	SO	GDP	OBP	SF-SH	SB-ATT	PO-A-E	FLD%
2017 *	.286	12-0	7	1	2	1	0	0	1	3	.429	0	0	1	0	.286	0-0	0-0	10-10-0	1.000
2018	.204	29-22	54	8	11	4	0	1	8	18	.333	12	0	21	0	.348	0-4	0-0	81-15-1	.990
TOTAL	.213	41-22	61	9	13	5	0	1	9	21	.344	12	0	22	0	.343	0-4	0-0	91-25-1	.980



6

MADISON SHAFER

JUNIOR | P
NEW CASTLE, PA.

- >> Appeared in 25 games with 12 starts in the circle
- >> Struck out one against No. 11 Alabama (2/9)
- >> Had a career-high eight strikeouts at Jacksonville (2/24)
- >> Has had nine games with three or more strikeouts this season
- >> Struck out seven in the win against RMU (3/28)
- >> Fanned four and gave up five hits against No. 17 Michigan

2018 Game-by-Game

SEASON HIGH

- IP 7.0, 2x last - vs. No. 17 Michigan (4/7)
- H 8, 2x last - vs. Maryland (3/24)
- R 8 vs. Maryland (3/24)
- ER 5, 5x last - vs. No. 17 Michigan (4/8)
- BB 7 vs. No. 17 Michigan (4/7)
- K 8 vs. Jacksonville (2/24)
- 2B 3, 2x last - vs. Maryland (3/24)
- 3B 1, 8x last - vs. No. 17 Michigan (4/7)
- HR 2 vs. Kent State (3/18)
- HBP 2 vs. No. 17 Michigan (4/7)

CAREER BEST

- IP 8.0 vs. Saint Francis (4/26/17)
- K 8 vs. Jacksonville (2/24/18)
- CG 2, 2x last - vs. Robert Morris (3/28)
- SO N/A

Date	Opponent	GS	IP	H	R	ER	BB	SO	2B	3B	HR	WP	BK	HBP	IBB	Score	W-L	Sv	ERA	NP	
Feb 09	vs Alabama		1.2	6	5	4	1	1	1	0	0	1	0	0	0	0-10	0-0	0	16.80	40	
Feb 09	vs Virginia Tech		2.0	2	0	0	1	0	0	0	0	0	0	0	0	1-3	0-0	0	7.64	34	
Feb 16	at Duke		1.1	2	3	0	2	2	0	0	0	1	0	0	0	5-7	0-1	0	5.60	40	
Feb 17	vs Virginia Tech	*	2.0	7	5	2	1	1	1	1	0	0	0	0	0	6-9	0-2	0	6.00	49	
Feb 18	vs Duke	*	3.0	6	5	5	0	3	2	1	0	0	0	0	0	2-7	0-3	0	7.70	45	
02/23/18	vs Central Florida		2.0	0	3	2	3	1	0	0	0	1	0	0	0	0-4	0-3	0	7.58	36	
02/23/18	at Jacksonville		1.0	2	0	0	1	1	0	0	0	0	0	0	0	4-2	0-3	0	7.00	24	
02/24/18	vs Western Carolina		4.0	3	1	1	3	4	0	0	0	1	0	0	0	1-5	0-3	0	5.76	61	
02/24/18	at Jacksonville	*	5.1	5	3	1	2	8	0	1	0	1	0	0	0	2-3	0-4	0	4.70	90	
02/25/18	vs James Madison	*	4.0	3	4	3	4	3	1	0	0	0	0	0	0	1-4	0-5	0	4.78	71	
Mar 06	at Texas A&M		4.0	7	5	5	4	3	0	1	0	3	0	0	0	0-8	0-5	0	5.31	90	
03/07/18	at Lamar University		3.2	7	5	5	5	2	1	0	0	0	0	0	0	3-8	0-5	0	5.76	83	
Mar 09	vs Northwestern	*	3.1	7	4	4	2	3	0	0	1	0	0	0	0	0-13	0-6	0	6.00	81	
Mar 10	vs Lipscomb	*	1.0	5	4	3	1	0	1	0	0	0	0	0	0	1-9	0-7	0	6.39	34	
Mar 10	vs Northwestern	*	4.0	8	5	4	1	1	2	0	0	0	0	0	0	4-6	0-8	0	6.45	74	
Mar 11	at Houston	*	6.0	7	3	2	1	6	3	0	0	1	0	0	0	0-3	0-9	0	5.94	82	
Mar 17	KENT STATE-2	*	5.2	7	4	4	1	3	2	1	0	1	0	0	0	6-5	1-9	0	5.83	86	
Mar 18	KENT STATE	*	5.0	5	5	5	1	3	0	1	2	1	0	0	0	11-10	1-9	0	5.93	70	
Mar 24	MARYLAND-2	*	3.2	8	8	4	3	2	3	0	0	1	0	1	0	0-8	1-10	0	6.03	77	
Mar 28	ROBERT MORRIS-1		7.0	7	4	4	1	7	2	1	0	1	0	0	0	9-7	2-10	0	5.83	103	
Mar 28	ROBERT MORRIS-2		2.0	2	1	1	0	3	2	0	0	0	0	0	0	0-5	2-10	0	5.76	27	
Mar 30	at Rutgers		2.0	4	2	1	1	1	0	0	0	0	0	0	0	5-6	2-11	0	5.70	48	
Mar 31	at Rutgers		3.0	3	3	1	2	2	0	0	0	1	0	0	0	2-4	2-12	0	5.57	50	
Apr 07	MICHIGAN	*	7.0	5	3	3	7	4	2	0	1	2	0	2	0	0-3	2-13	0	5.35	145	
Apr 08	MICHIGAN	*	1.2	6	6	5	1	0	1	1	0	0	1	0	0	1-11	2-14	0	5.66	44	
Totals			12	85.1	124	91	69	49	64	24	8	4	16	0	4	0	64-160	2-14	0	5.66	-

CAREER PITCHING STATISTICS

Year	ERA	W-L	APP	GS	CG	SHO/C	SV	IP	H	R	ER	BB	SO	2B	3B	HR	BF	BAA	WP	HBP	BK	SFA	SHA
2016	6.42	1-1	6	2	0	0/0	0	12.0	16	13	11	4	3	0	1	50	.320	1	0	0	0	0	2
2017	5.19	1-4	12	3	1	0/0	0	31.0	44	38	23	17	17	9	4	137	.321	10	3	1	0	0	6
2018	5.66	2-14	25	12	2	0	0	85.1	14	91	69	49	64	24	8	4	377	.329	16	4	0	2	11
TOTAL	5.62	4-19	43	17	3	0	0	128.1	184	142	103	71	84	33	12	6	564	.326	27	7	1	2	19



8

DANI FEY

FRESHMAN | UTL
BANGOR, PA.

- >> Started all 32 games between right field and behind the plate
- >> Secured her first collegiate hit at Duke and drove in a run (2/16)
- >> Carried a 12-game reached base streak
- >> Scored the game-winning run against Kent State (3/18)

2018 Game-by-Game

SEASON HIGH

AB	5, 2x last - at Rutgers (4/1)
H	2, 3x last - at Rutgers (3/30)
2B	1, 3x last - at Rutgers (4/1)
3B	N/A
HR	N/A
R	3 at Jacksonville (2/23)
RBI	1, 5x last - at Rutgers (3/30)
BB	3 vs. Virginia Tech (2/17)
SB	1, 2x last vs. James Madison (2/25)
PO	9 at Jacksonville (2/24)
A	1, 7x last - at Rutgers (3/31)

CAREER BEST

AB	5, 2x last - at Rutgers (4/1/18)
H	2, 3x last- at Rutgers (3/30/18)
R	3 at Jacksonville (2/23/18)
RBI	1, 5x last - at Rutgers (3/30/18)
BB	3 vs. Virginia Tech (2/17/18)
SB	1, 2x last vs. James Madison (2/25/18)

MULTI-HIT GAMES	2	3	4	5+	Total
2018	3	0	0	0	3
TOTAL	3	0	0	0	3

MULTI-RBI GAMES	2	3	4	5+	Total
2018	0	0	0	0	0
TOTAL	0	0	0	0	0

CAREER STREAKS

Hitting Streak	5 games (2018)
Reaching Base	12 games (2018)

Date	Opponent	Pos	AB	R	H	RBI	2B	3B	HR	BB	SB	CS	HBP	SAC	SF	GDP	K	PO	A	E	Avg
Feb 09	vs Alabama	*of	2	0	0	0	0	0	0	0	0	0	0	0	0	0	0	1	0	0	.000
Feb 09	vs Virginia Tech	*of/c	1	0	0	0	0	0	0	0	0	0	0	0	0	0	1	0	0	1	.000
Feb 16	vs Virginia Tech	*of	1	0	0	0	0	0	0	0	0	0	0	0	0	0	0	0	0	0	.000
Feb 16	at Duke	*c/of	2	0	1	1	0	0	0	1	0	0	0	0	0	0	0	4	0	0	.167
Feb 17	vs Virginia Tech	*c	1	2	0	0	0	0	0	3	0	0	0	0	0	0	0	3	0	0	.143
Feb 18	vs Duke	*c/of	2	0	0	0	0	0	0	0	0	0	1	0	0	0	0	2	1	0	.111
02/23/18	vs Central Florida	*c/of	3	0	2	0	0	0	0	0	0	0	0	0	0	0	0	1	1	1	.250
02/23/18	at Jacksonville	*of	3	3	2	0	0	0	0	0	0	0	1	0	0	0	0	1	0	0	.333
02/24/18	vs Western Carolina	*of/c	2	0	1	0	0	0	0	2	1	0	0	0	0	0	0	4	1	0	.353
02/24/18	at Jacksonville	*c	3	1	0	0	0	0	0	1	0	0	0	0	0	0	1	9	1	1	.300
02/25/18	vs James Madison	*c	2	1	0	0	0	0	0	1	1	0	0	0	0	0	1	6	1	0	.273
Mar 06	at Texas A&M	*c	0	0	0	0	0	0	0	2	0	0	0	0	0	0	0	4	0	0	.273
03/07/18	at Lamar University	*c	4	1	1	0	0	0	0	0	0	0	0	0	0	0	1	8	0	0	.269
Mar 09	vs Northwestern	*c	3	0	1	0	0	0	0	0	0	0	0	0	0	0	0	4	0	0	.276
Mar 10	vs Lipscomb	*of	2	0	0	1	0	0	0	2	0	0	0	0	0	0	0	0	0	0	.258
Mar 10	vs Northwestern	*of	4	0	0	0	0	0	0	0	0	0	0	0	0	0	2	0	0	0	.229
Mar 11	vs Iowa State	*of	3	0	0	0	0	0	0	0	0	0	0	0	0	0	0	0	0	0	.211
Mar 11	at Houston	*of	2	0	0	0	0	0	0	0	0	0	0	0	0	0	1	0	0	0	.200
Mar 17	KENT STATE-1	*of	2	1	1	0	0	0	0	2	0	0	0	0	0	0	0	0	0	0	.214
Mar 17	KENT STATE-2	*of	3	0	1	1	1	0	0	1	0	0	0	0	0	0	0	2	0	0	.222
Mar 18	KENT STATE	*of	5	1	1	0	1	0	0	0	0	0	0	0	0	0	0	1	0	0	.220
Mar 24	MARYLAND-1	*of	4	1	1	0	0	0	0	0	0	0	0	0	0	0	1	1	0	0	.222
Mar 24	MARYLAND-2	*of	2	0	1	0	0	0	0	0	0	0	0	0	0	0	0	0	0	1	.232
Mar 25	MARYLAND	*of	1	1	0	0	0	0	0	2	0	0	0	1	0	0	0	1	0	0	.228
Mar 28	ROBERT MORRIS-1	*of	2	1	0	1	0	0	0	2	0	0	0	0	0	0	0	1	0	0	.220
Mar 28	ROBERT MORRIS-2	*of	1	0	0	0	0	0	0	1	0	0	0	1	0	0	1	1	0	0	.217
Mar 30	at Rutgers	*of	3	1	2	1	0	0	0	1	0	1	0	0	0	0	1	2	1	1	.238
Mar 31	at Rutgers	*of	4	0	0	0	0	0	0	0	0	0	0	0	0	1	1	3	1	0	.224
Apr 01	at Rutgers	*of	5	1	1	0	1	0	0	0	0	0	0	0	0	0	1	0	0	0	.222
Apr 06	MICHIGAN	*of	2	0	0	0	0	0	0	0	0	0	0	0	0	0	1	0	0	0	.216
Apr 07	MICHIGAN	*of	1	0	0	0	0	0	0	2	0	0	0	0	0	0	0	0	0	0	.213
Apr 08	MICHIGAN	*of	2	0	0	0	0	0	0	0	0	0	0	0	0	0	0	0	0	0	.208
Totals			32gs	77	15	16	5	3	0	23	2	1	4	2	0	1	13	59	7	5	.208

On base pct. .413 • Slugging pct. .247

CAREER HITTING STATISTICS

Year	AVG.	GP-GS	AB	R	H	2B	3B	HR	RBI	TB	SLG	BB	HBP	SO	GDP	OBP	SF-SH	SB-ATT	PO-A-E	FLD%
2018	.208	32-32	77	15	16	3	0	0	5	19	.247	23	4	13	1	.413	0-2	2-3	59-7-5	.930
TOTAL	.208	32-32	77	15	16	3	0	0	5	19	.247	23	4	13	1	.413	0-2	2-3	59-7-5	.930



9

TORI DUBOIS

JUNIOR | UTL
MT. VERNON, N.H.

- >> Has a team-high 19 RBI, six doubles and five home runs
- >> Drove in the winning run in the nine-inning win against KSU (3/18)
- >> Hit a grand slam against Robert Morris (3/28)
- >> Is the only returner starting in the same position as she did a year ago

2018 Game-by-Game

SEASON HIGH

AB.....	5 vs. Kent State (3/18)
H.....	3 at Jacksonville (2/23)
2B.....	1, 6x last - vs. Maryland (3/24)
3B.....	N/A
HR....	1, 5x last - vs. No. 17 Michigan (4/8)
R.....	2, 3x last - at Rutgers (4/1)
RBI.....	4 vs. Robert Morris (3/28)
BB....	1, 5x last - vs. No. 17 Michigan (4/7)
SB.....	1, 2x last - at Rutgers (3/30)
PO....	4, 2x last - vs. No. 17 Michigan (4/6)
A.....	1, 2x last - vs. Lipscomb (3/10)

CAREER BEST

AB.....	5 vs. Kent State (3/18/18)
H.....	3, 6x last - at Jacksonville (2/23/18)
R.....	2, 11x last - at Rutgers (4/1/18)
RBI.....	4, 4x last - vs. Robert Morris (3/28/18)
BB.....	2, 3x last - vs. Bucknell (4/19/17)
SB.....	1, 5x last - at Rutgers (3/30/18)

Date	Opponent	Pos	AB	R	H	RBI	2B	3B	HR	BB	SB	CS	HBP	SAC	SF	GDP	K	PO	A	E	Avg
Feb 09	vs Alabama	*of	2	0	1	0	0	0	0	0	0	0	0	0	0	0	0	3	0	0	.500
Feb 09	vs Virginia Tech	*of	3	0	1	0	0	0	0	0	0	0	0	0	0	0	1	0	0	0	.400
Feb 16	vs Virginia Tech	*of	3	0	0	0	0	0	0	0	0	0	0	0	0	0	0	4	0	0	.250
Feb 16	at Duke	*of	4	2	2	1	1	0	0	0	0	0	0	0	0	0	1	3	0	0	.333
Feb 17	vs Virginia Tech	*of	4	0	2	0	0	0	0	0	0	0	0	0	0	0	1	1	0	0	.375
Feb 18	vs Duke	*of	4	0	0	0	0	0	0	0	0	0	0	0	0	0	1	3	1	0	.300
02/23/18	vs Central Florida	*of	3	0	0	0	0	0	0	0	0	0	0	0	0	0	1	1	0	0	.261
02/23/18	at Jacksonville	*of	4	0	3	2	1	0	0	0	0	0	0	0	0	0	1	0	0	0	.333
02/24/18	vs Western Carolina	*of	3	0	1	0	1	0	0	0	0	0	1	0	0	0	0	3	0	0	.333
02/24/18	at Jacksonville	*of	3	0	2	1	0	0	0	0	0	0	0	0	0	0	1	0	0	0	.364
02/25/18	vs James Madison	*of	3	0	1	1	0	0	0	0	0	1	0	0	0	0	0	1	0	0	.361
Mar 06	at Texas A&M	*of	2	0	0	0	0	0	0	0	0	0	0	0	0	0	0	1	0	0	.342
03/07/18	at Lamar University	*of	3	1	1	0	0	0	0	0	0	0	1	0	0	0	0	1	0	0	.341
Mar 09	vs Northwestern	*of	2	0	0	0	0	0	0	1	0	0	0	0	0	0	0	1	0	0	.326
Mar 10	vs Lipscomb	*of	4	0	0	0	0	0	0	0	0	0	0	0	0	0	1	2	1	0	.298
Mar 10	vs Northwestern	*of	4	1	1	2	0	0	1	0	0	0	0	0	0	0	0	0	0	0	.294
Mar 11	vs Iowa State	*of	3	0	1	0	0	0	0	0	0	0	0	0	0	0	0	0	0	0	.296
Mar 11	at Houston	*of	3	0	0	0	0	0	0	0	0	0	0	0	0	0	0	1	0	0	.281
Mar 17	KENT STATE-1	*of	4	1	2	2	0	0	0	0	0	0	0	0	0	0	0	2	0	0	.295
Mar 17	KENT STATE-2	*of	2	2	1	0	1	0	0	0	0	0	1	0	0	0	0	0	0	0	.302
Mar 18	KENT STATE	*of	5	1	2	1	1	0	0	0	0	0	1	0	0	0	0	1	0	0	.309
Mar 24	MARYLAND-1	*of	3	1	1	0	1	0	0	1	1	0	0	0	0	0	0	0	0	0	.310
Mar 24	MARYLAND-2	*of	2	0	0	0	0	0	0	0	0	0	0	0	0	0	0	1	0	0	.301
Mar 25	MARYLAND	*of	2	0	1	0	0	0	0	1	0	0	1	0	0	0	0	1	0	0	.307
Mar 28	ROBERT MORRIS-1	*of	4	1	2	4	0	1	0	0	0	0	0	0	0	0	0	0	0	0	.316
Mar 28	ROBERT MORRIS-2	*of	2	0	0	0	0	0	0	1	0	0	0	0	0	0	1	0	3	0	.309
Mar 30	at Rutgers	*of	4	1	1	2	0	0	1	0	1	0	0	0	0	0	0	0	0	0	.306
Mar 31	at Rutgers	*of	4	0	0	0	0	0	0	0	0	0	0	0	0	0	0	0	1	0	.292
Apr 01	at Rutgers	*of	4	2	2	2	0	0	1	0	0	0	1	0	0	0	0	3	0	0	.301
Apr 06	MICHIGAN	*of	3	0	1	0	0	0	0	0	0	0	0	0	0	0	1	4	0	0	.302
Apr 07	MICHIGAN	*of	2	0	0	0	0	0	0	1	0	0	0	0	0	0	0	0	0	0	.296
Apr 08	MICHIGAN	*of	2	1	1	1	0	0	1	0	0	0	0	0	0	0	1	0	0	0	.300
Totals			32gs	100	14	30	19	6	0	5	5	2	1	6	0	0	1	10	41	2	.300

On base pct. .369 • Slugging pct. .510

MULTI-HIT GAMES	2	3	4	5+	Total
2016	3	2	0	0	5
2017	12	3	0	0	15
2018	7	1	0	0	8
TOTAL	22	6	0	0	28

MULTI-RBI GAMES	2	3	4	5+	Total
2016	1	0	1	0	2
2017	7	0	2	0	9
2018	5	0	1	0	6
TOTAL	13	0	4	0	17

CAREER STREAKS

Hitting Streak..... 5 games (2017)
Reaching Base..... 9 games (2017)

CAREER HITTING STATISTICS

Year	AVG.	GP-GS	AB	R	H	2B	3B	HR	RBI	TB	SLG	BB	HBP	SO	GDP	OBP	SF-SH	SB-ATT	PO-A-E	FLD%
2016	.294	39-35	102	16	30	5	1	1	14	40	.392	6	4	11	0	.357	0-3	1-1	33-1-3	.919
2017	.346	56-56	153	31	53	6	2	6	30	81	.529	18	8	16	1	.441	0-4	2-3	107-5-2	.982
2018	.300	32-32	100	14	30	6	0	5	19	51	.510	5	6	10	1	.369	0-0	2-3	41-2-0	1.000
TOTAL	.318	127-123	355	61	113	17	3	12	63	172	.485	29	18	37	2	.398	0-7	5-7	41-2-0	.974



10

EMILY HUDGINS

FRESHMAN | INF
WADSWORTH, ILL.

Background Information

- >> Prepped at Warren High School
- >> Earned all-conference and All-Lake County
- >> Garnered all-state honors as a senior

2018 Game-by-Game

SEASON HIGH

AB.....	N/A
H.....	N/A
2B.....	N/A
3B.....	N/A
HR.....	N/A
R.....	N/A
RBI.....	N/A
BB.....	N/A
SB.....	N/A
PO.....	N/A
A.....	N/A

CAREER BEST

AB.....	N/A
H.....	N/A
R.....	N/A
RBI.....	N/A
BB.....	N/A
SB.....	N/A

MULTI-HIT GAMES	2	3	4	5+	Total
2018	0	0	0	0	0
TOTAL	0	0	0	0	0

MULTI-RBI GAMES	2	3	4	5+	Total
2018	0	0	0	0	0
TOTAL	0	0	0	0	0

CAREER STREAKS

Hitting Streak.....	N/A
Reaching Base.....	N/A



11

ERIN
MURRAY

FRESHMAN | OF
GREAT FALLS, VA.

>> Came in as a pinch runner against Virginia Tech (2/9)

Background Information

>> Prepped at Paul VI Catholic

>> Led her team to two runner up finishes in the VISAA State Championship

2018 Game-by-Game

SEASON HIGH

AB	N/A
H	N/A
2B	N/A
3B	N/A
HR	N/A
R	N/A
RBI	N/A
BB	N/A
SB	N/A
PO	N/A
A	N/A

CAREER BEST

AB	N/A
H	N/A
R	N/A
RBI	N/A
BB	N/A
SB	N/A

MULTI-HIT GAMES	2	3	4	5+	Total
2018	0	0	0	0	0
TOTAL	0	0	0	0	0

MULTI-RBI GAMES	2	3	4	5+	Total
2018	0	0	0	0	0
TOTAL	0	0	0	0	0

CAREER STREAKS

Hitting Streak	N/A
Reaching Base	N/A

Date	Opponent	Pos	AB	R	H	RBI	2B	3B	HR	BB	SB	CS	HBP	SAC	SF	GDP	K	PO	A	E	Avg	
Feb 09	vs Virginia Tech	pr	0	0	0	0	0	0	0	0	0	0	0	0	0	0	0	0	0	0	0	.000
Feb 17	vs Virginia Tech	ph	0	0	0	0	0	0	0	0	0	0	1	0	0	0	0	0	0	0	0	.000
Totals			0	0	0	0	0	0	0	0	0	0	1	0	0	0	0	0	0	0	0	.000

On base pct. 1.000 • Slugging pct. .000

CAREER HITTING STATISTICS

Year	AVG.	GP-GS	AB	R	H	2B	3B	HR	RBI	TB	SLG	BB	HBP	SO	GDP	OBP	SF-SH	SB-ATT	PO-A-E	FLD%
2018	.000	2-0	0	0	0	0	0	0	0	0	.000	0	1	0	0	1.000	0-0	0-0	0-0-0	.000
TOTAL	.000	2-0	0	0	0	0	0	0	0	0	.000	0	1	0	0	1.000	0-0	0-0	0-0-0	.000



12

ASHTON MENSINGER

SENIOR | P
NESCOPECK, PA.

Background Information

- >> Came on in relief in all four games at the Big Ten / ACC Challenge
- >> Did not give up an earned run in her first 7.1 innings of work

2018 Game-by-Game

SEASON HIGH

IP	2.2 vs. Robert Morris (3/28)
H	4, 2x last - vs. Robert Morris (3/28)
R	3 vs Northwestern (3/9)
ER	3 vs Northwestern (3/9)
BB	1, 4x last - vs. Michigan (4/6)
K	1 at Lamar University (3/7)
2B	2, 2x last - vs. Central Florida (2/23)
3B	1 at Lamar University (3/7)
HR	2 vs. Northwestern (3/9)
HBP	2 at Duke (2/16)


CAREER BEST

IP	2.2 vs. Robert Morris (3/28/18)
K	1 at Lamar University (3/7/18)
CG	N/A
SO	N/A

Date	Opponent	GS	IP	H	R	ER	BB	SO	2B	3B	HR	WP	BK	HBP	IBB	Score	W-L	Sv	ERA	NP
Feb 16	vs Virginia Tech		2.0	1	0	0	1	0	1	0	0	0	0	0	0	0-1	0	0.00	25	
Feb 16	at Duke		1.1	1	1	0	0	0	0	0	0	0	0	2	0	5-7	0-0	0	0.00	18
Feb 17	vs Virginia Tech		2.0	2	0	0	0	0	2	0	0	0	0	0	1	6-9	0-0	0	0.00	18
Feb 18	vs Duke		2.0	4	1	0	0	0	1	0	0	1	0	0	0	2-7	0-0	0	0.00	20
02/23/18	vs Central Florida		1.0	3	1	1	0	0	2	0	0	0	0	0	0	0-4	0-1	0	0.84	17
02/24/18	vs Western Carolina		2.0	3	1	1	0	0	0	0	1	0	0	0	0	1-5	0-1	0	1.35	22
03/07/18	at Lamar University		2.0	1	1	1	1	1	0	1	0	0	0	0	0	3-8	0-1	0	1.70	28
Mar 09	vs Northwestern		0.1	2	3	3	0	0	0	0	2	0	0	1	0	0-13	0-1	0	3.32	19
Mar 24	MARYLAND-2		1.1	2	0	0	0	0	0	0	0	0	0	0	0	0-8	0-1	0	3.00	16
Mar 28	ROBERT MORRIS-2		2.2	4	1	1	1	0	1	0	1	0	0	0	0	0-5	0-1	0	2.94	30
Apr 06	MICHIGAN		0.1	0	0	0	1	0	0	0	0	0	0	0	0	2-14	0-1	0	2.88	9
Totals		0	17.0	23	9	7	4	1	7	1	4	1	0	4	0	19-81	0-1	0	2.88	-

CAREER PITCHING STATISTICS

Year	ERA	W-L	APP	GS	CG	SHO/C	SV	IP	H	R	ER	BB	SO	2B	3B	HR	BF	BAA	WP	HBP	BK	SFA	SHA
2018	2.88	0-1	11	0	0	0/0	0	17.0	23	9	7	4	1	7	1	4	68	.338	1	4	0	3	3
TOTAL	2.88	0-1	11	0	0	0/0	0	17.0	23	9	7	4	1	7	1	4	68	.338	1	4	0	3	3



13

PAIGE JOHNSON

JUNIOR | INF
CLARKSVILLE, TENN.

- >> Started 24 games at either first or second
- >> Has driven in 10 RBI, including four in the KSU series (3/17-18)

Background Information

- >> Transferred from Northwest Florida State
- >> Posted back-to-back seasons with 11 home runs

2018 Game-by-Game

SEASON HIGH

AB 4, 4x last - vs. Robert Morris (3/28)
 H 2, 3x last - at Rutgers (4/1)
 2B 1, 4x last - vs. Robert Morris (3/28)
 3B N/A
 HR 1, 2x last - vs. Kent State (3/17)
 R 2, 2x last - at Rutgers (4/1)
 RBI 3 vs. Kent State (3/17)
 BB 1, 9x last - at Rutgers (4/1)
 SB N/A
 PO 9 vs. Virginia Tech (2/9)
 A 4 at Rutgers (4/1)

CAREER BEST

AB * 5 at Chipola College (3/23/16)
 H * ... 3, 4x - last at Pensacola State (4/7/2017)
 R * 4, 4x - last vs. St. Petersburg (4/28/17)
 RBI * 4, 3x - last at LSU Eunice (4/23/17)
 BB * ... 3, 3x - last vs. St Petersburg (4/28/17)
 SB * 3 vs. Georgia Military (1/29/16)

MULTI-HIT GAMES	2	3	4	5+	Total
2016 *	15	1	0	0	16
2017 *	15	3	0	0	18
2018	3	0	0	0	3
TOTAL	33	4	0	0	37

MULTI-RBI GAMES	2	3	4	5+	Total
2016 *	5	7	1	0	13
2017 *	8	3	2	0	13
2018	1	1	0	0	2
TOTAL	14	11	3	0	28

CAREER STREAKS

Hitting Streak * 12 games (2016)
 Reaching Base * 17 games (2016)

* - denotes at Northwest Florida State

Date	Opponent	Pos	AB	R	H	RBI	2B	3B	HR	BB	SB	CS	HBP	SAC	SF	GDP	K	PO	A	E	Avg
Feb 09	vs Virginia Tech	*1b	3	0	0	0	0	0	0	1	0	0	0	0	0	0	0	9	1	0	.000
Feb 16	vs Virginia Tech	*1b	2	0	1	0	0	0	0	1	0	0	0	0	0	0	0	5	0	0	.200
Feb 16	at Duke	*1b	3	1	1	1	1	0	0	1	0	0	0	0	0	0	1	6	0	1	.250
Feb 17	vs Virginia Tech	*1b	4	1	1	1	0	0	1	0	0	0	0	0	0	0	2	6	0	1	.250
Feb 18	vs Duke	*2b	3	0	0	0	0	0	0	0	0	0	0	0	0	0	0	1	3	1	.200
02/23/18	vs Central Florida	*1b/2b	3	0	1	0	0	0	0	0	0	0	0	0	0	0	0	3	0	1	.222
02/23/18	at Jacksonville	*2b	2	0	1	0	0	0	0	0	0	0	0	2	0	0	0	3	2	0	.250
02/24/18	vs Western Carolina	*1b	4	0	0	0	0	0	0	0	0	0	0	0	0	0	1	4	1	1	.208
02/24/18	at Jacksonville	*2b	3	1	0	0	0	0	0	0	0	0	0	0	0	0	0	0	1	0	.185
02/25/18	vs James Madison	*2b	2	0	0	0	0	0	0	0	0	0	0	1	0	0	1	2	2	1	.172
Mar 06	at Texas A&M	*2b	2	0	0	0	0	0	0	0	0	0	0	0	0	0	1	2	0	0	.161
03/07/18	at Lamar University	*2b	2	0	2	1	0	0	0	1	0	0	0	0	0	0	0	2	0	0	.212
Mar 09	vs Northwestern	*2b	2	0	0	0	0	0	0	0	0	0	1	0	0	0	1	1	1	0	.200
Mar 10	vs Lipscomb	*2b/ss	3	0	0	0	0	0	0	0	0	0	0	0	0	0	0	3	3	0	.184
Mar 10	vs Northwestern	*2b	2	0	0	0	0	0	0	0	0	0	0	0	0	0	1	1	1	0	.175
Mar 11	vs Iowa State	ph/2b	1	0	0	0	0	0	0	0	0	0	1	0	0	0	0	1	0	0	.171
Mar 11	at Houston	*2b	2	0	0	0	0	0	0	0	0	0	0	0	0	0	1	1	1	0	.163
Mar 17	KENT STATE-1	*2b	3	1	1	3	0	0	1	1	0	0	0	0	0	0	0	1	1	0	.174
Mar 17	KENT STATE-2	*2b	3	1	1	0	1	0	0	0	0	0	0	0	0	0	0	2	1	1	.184
Mar 18	KENT STATE	*2b	4	2	2	1	1	0	0	1	0	0	0	0	0	0	0	3	0	0	.208
Mar 28	ROBERT MORRIS-1	*2b	4	1	1	1	1	0	0	0	0	0	0	0	0	0	1	2	2	0	.211
Mar 28	ROBERT MORRIS-2	*2b	2	0	0	0	0	0	0	1	0	0	0	0	0	0	0	1	2	0	.203
Mar 30	at Rutgers	*2b	2	0	0	0	0	0	0	1	0	1	0	0	0	0	1	0	3	0	.197
Mar 31	at Rutgers	*2b	2	1	1	0	0	0	0	0	0	0	0	0	0	0	0	1	0	0	.206
Apr 01	at Rutgers	*2b	3	2	2	2	0	0	0	1	0	0	0	0	0	0	1	0	4	0	.227
Apr 06	MICHIGAN	*2b	2	0	0	0	0	0	0	0	0	0	0	0	0	0	2	1	1	2	.221
Apr 08	MICHIGAN	ph	1	0	0	0	0	0	0	0	0	0	0	0	0	0	0	0	0	0	.217
Totals		25gs	69	11	15	10	4	0	2	9	0	1	2	3	0	1	15	61	30	9	.217

On base pct. .325 • Slugging pct. .362

CAREER HITTING STATISTICS (* - at Northwest Florida State)

Year	AVG.	GP-GS	AB	R	H	2B	3B	HR	RBI	TB	SLG	BB	HBP	SO	GDP	OBP	SF-SH	SB-ATT	PO-A-E	FLD%
2016 *	.367	56-53	147	41	54	19	5	11	46	116	.789	30	7	14	0	.492	1-1	8-0	116-70-16	.921
2017 *	.349	50-49	149	44	52	14	3	11	48	105	.705	14	12	26	0	.436	4-2	11-0	151-29-13	.933
2018	.217	27-25	69	11	15	4	0	2	10	25	.362	9	2	15	1	.325	0-3	0-1	61-30-9	.910
TOTAL	.333	133-127	363	96	121	37	8	24	104	246	.619	53	21	55	1	.418	5-5	19-1	328-129-38	.923

Background Information



18

MADEY SMITH

SOPHOMORE | P
WASHINGTON, N.J.

- >> Started three games
- >> Pitched 2.1 innings against Robert Morris (3/28)

2018 Game-by-Game

SEASON HIGH

IP	2.1 vs. Robert Morris (3/28)
H	1 vs. Robert Morris (3/28)
R	5 vs. Northwestern (3/9)
ER	5 vs. Northwestern (3/9)
BB	4 vs. Northwestern (3/9)
K	N/A
2B	1 vs. Robert Morris (3/28)
3B	N/A
HR	N/A
HBP	3 vs. Northwestern (3/9)

CAREER BEST

IP	7.0 at George Washington (3/18/17)
K	8 at George Washington (3/18/17)
CG	1 at George Washington (3/18/17)
SO	N/A

Date	Opponent	GS	IP	H	R	ER	BB	SO	2B	3B	HR	WP	BK	HBP	IBB	Score	W/L	Sv	ERA	NP
03/07/18	at Lamar University	*	0.0	0	2	2	2	0	0	0	0	0	0	1	0	3-8	0-1	0	999.00	14
Mar 09	vs Northwestern		0.0	0	5	5	4	0	0	0	0	1	0	3	0	0-13	0-1	0	999.00	32
Mar 28	ROBERT MORRIS-1	*	0.0	0	3	3	2	0	0	0	0	2	0	2	0	9-7	0-1	0	999.00	22
Mar 28	ROBERT MORRIS-2	*	2.1	1	3	3	3	0	1	0	0	3	0	2	0	0-5	0-2	0	39.00	40
Totals		3	2.1	1	13	13	11	0	1	0	0	6	0	8	0	12-33	0-2	0	39.00	-

CAREER PITCHING STATISTICS

Year	ERA	W-L	APP	GS	CG	SHO/C	SV	IP	H	R	ER	BB	SO	2B	3B	HR	BF	BAA	WP	HBP	BK	SFA	SHA
2017	6.33	3-4	16	6	1	0/0	0	42.0	49	41	38	31	32	14	0	6	168	.292	12	4	0	2	5
2018	39.00	0-2	4	3	0	0	0	2.1	1	13	13	11	0	1	0	0	8	.125	6	8	0	0	0
TOTAL	8.05	3-6	20	9	1	0	0	44.1	50	54	51	42	32	15	0	6	176	.284	18	12	0	2	5



21

GIANNA
ARRIZURIETA

SENIOR | INF
PEMBROKE PINES, FLA.

- >> Appeared in 27 games, starting 25
- >> Had three putouts and three assists against Virginia Tech (2/9)
- >> Notched her first hit of the season at Duke (2/18)
- >> Drove in one run against Kent State (3/18)
- >> Had two hits and scored once against Maryland (3/25)
- >> Drove in one run at Rutgers (4/1)

2018 Game-by-Game

SEASON HIGH

AB.....	4 vs. Kent State (3/18)
H.....	2 vs. Maryland (3/25)
2B.....	1 at Rutgers (3/31)
3B.....	N/A
HR.....	N/A
R.....	2 vs. Robert Morris (3/28)
RBI.....	1, 3x last - at Rutgers (4/1)
BB.....	3 vs. Western Carolina (2/24)
SB.....	N/A
PO.....	3, 4x last - vs. Michigan (4/7)
A.....	5, 2x - vs. Michigan (4/8)

CAREER BEST

AB.....	5 at Maryland (4/29/17)
H.....	2, 5x last - vs. Maryland (3/25)
R.....	2 vs. Robert Morris (3/28/18)
RBI.....	1, 7x last - at Rutgers (4/1/18)
BB.....	3 vs. Western Carolina (2/24/18)
SB.....	1 vs. Indiana (4/2/17)

MULTI-HIT GAMES	2	3	4	5+	Total
2015	1	0	0	0	1
2016	0	0	0	0	0
2017	3	0	0	0	3
2018	1	0	0	0	1
TOTAL	5	0	0	0	5

MULTI-RBI GAMES	2	3	4	5+	Total
2015	0	0	0	0	0
2016	0	0	0	0	0
2017	0	0	0	0	0
2018	0	0	0	0	0
TOTAL	0	0	0	0	0

CAREER STREAKS

Hitting Streak..... 3 games (2017 & 2018)
Reaching Base..... 6 games (2018)

Date	Opponent	Pos	AB	R	H	RBI	2B	3B	HR	BB	SB	CS	HBP	SAC	SF	GDP	K	PO	A	E	Avg	
Feb 09	vs Alabama	*ss	2	0	0	0	0	0	0	0	0	0	0	0	0	0	0	1	2	1	.000	
Feb 09	vs Virginia Tech	*ss	2	0	0	0	0	0	0	0	0	0	0	0	0	0	2	3	3	0	.000	
Feb 16	vs Virginia Tech	*ss	2	0	0	0	0	0	0	0	0	0	0	0	0	0	0	1	0	0	.000	
Feb 16	at Duke	*ss	3	0	0	0	0	0	0	0	0	0	0	0	0	0	1	1	0	0	.000	
Feb 17	vs Virginia Tech	*ss	1	1	0	0	0	0	0	1	0	0	0	0	0	0	1	1	3	0	.000	
Feb 18	vs Duke	*ss	3	0	1	0	0	0	0	0	0	0	0	0	0	0	1	2	3	0	.077	
02/23/18	vs Central Florida	*ss/dh	1	0	0	0	0	0	0	0	0	0	0	0	0	0	0	3	2	0	.071	
02/23/18	at Jacksonville	ph	1	0	0	0	0	0	0	0	0	0	0	0	0	0	0	0	0	0	.067	
02/24/18	vs Western Carolina	*ss	0	1	0	0	0	0	0	3	0	0	0	0	0	0	2	0	1	0	.067	
02/24/18	at Jacksonville	*of	2	0	0	0	0	0	0	0	0	0	0	0	1	0	0	1	1	0	.059	
02/25/18	vs James Madison	*of	1	0	0	0	0	0	0	0	0	0	0	0	0	0	0	0	0	0	.056	
Mar 06	at Texas A&M	*ss	2	0	0	0	0	0	0	0	0	0	0	0	0	0	2	1	0	0	.050	
03/07/18	at Lamar University	ph/of	1	0	0	0	0	0	0	0	0	0	0	0	0	0	0	1	0	0	.048	
Mar 10	vs Northwestern	*ss	3	0	0	0	0	0	0	0	0	0	0	0	0	0	2	4	0	0	.042	
Mar 11	vs Iowa State	*ss	2	0	0	0	0	0	0	0	0	0	0	0	0	0	0	2	0	0	.038	
Mar 11	at Houston	*ss	1	0	0	0	0	0	0	0	0	0	0	0	0	0	0	0	5	1	.037	
Mar 17	KENT STATE-1	*ss	2	1	1	0	0	0	0	1	0	0	0	0	0	0	0	1	1	0	.069	
Mar 17	KENT STATE-2	*ss	3	0	0	0	0	0	0	0	0	0	0	0	0	0	1	3	0	0	.062	
Mar 18	KENT STATE	*ss	4	0	1	1	0	0	0	0	0	0	0	0	1	0	0	1	5	0	.083	
Mar 24	MARYLAND-1	*ss	3	0	1	0	0	0	0	0	0	0	0	0	0	0	2	2	0	0	.103	
Mar 24	MARYLAND-2	*ss	2	0	0	0	0	0	0	0	0	0	0	0	0	0	0	0	1	0	.098	
Mar 25	MARYLAND	*ss	3	1	2	0	0	0	0	0	0	0	0	0	0	0	0	3	0	0	.136	
Mar 28	ROBERT MORRIS-1	*ss	2	2	0	0	0	0	0	2	0	0	0	0	0	0	0	4	0	0	.130	
Mar 28	ROBERT MORRIS-2	*ss	2	0	0	0	0	0	0	1	0	0	0	0	0	0	1	0	2	0	.125	
Mar 30	at Rutgers	*ss	3	0	1	1	0	0	0	0	0	0	0	0	0	0	0	1	0	0	.137	
Mar 31	at Rutgers	*ss	3	0	1	0	1	0	0	0	0	0	0	0	0	0	0	0	3	0	.148	
Apr 01	at Rutgers	*ss	3	0	1	1	0	0	0	0	0	0	0	1	0	0	0	2	0	0	.158	
Apr 06	MICHIGAN	*ss	1	0	0	0	0	0	0	0	0	0	0	1	0	0	1	0	2	0	.155	
Apr 07	MICHIGAN	*ss	2	0	0	0	0	0	0	0	0	0	0	0	0	0	0	3	0	0	.150	
Apr 08	MICHIGAN	*ss	1	0	0	0	0	0	0	0	0	0	0	0	0	0	1	1	5	1	.148	
Totals			28gs	61	6	9	3	1	0	0	8	0	0	0	3	1	1	6	35	56	4	.148

On base pct. .243 • Slugging pct. .164

CAREER HITTING STATISTICS

Year	AVG.	GP-GS	AB	R	H	2B	3B	HR	RBI	TB	SLG	BB	HBP	SO	GDP	OBP	SF-SH	SB-ATT	PO-A-E	FLD%
2015	.143	19-11	28	3	4	2	0	0	1	6	.214	3	1	8	0	.250	0-1	0-0	10-22-1	.970
2016	.000	3-0	3	0	0	0	0	0	0	0	.000	0	0	2	0	.000	0-0	0-0	0-0-0	.000
2017	.157	40-31	89	7	14	2	0	0	4	16	.180	6	0	6	2	.206	2-4	1-2	62-45-6	.947
2018	.148	30-28	61	6	9	1	0	0	3	10	.164	8	0	6	1	.243	1-3	0-0	35-56-4	.958
TOTAL	.149	92-70	181	16	27	5	0	0	8	32	.177	17	1	22	3	.223	3-8	1-2	107-123-11	.954



22

HALEY VALLEJOS

FRESHMAN | C
CHANDLER, ARIZ.

Background Information

- >> Earned her first career appearance against Virginia Tech (2/16)
- >> Notched her first career hit with a single and scored a run at Duke (2/17)
- >> Pinch hit against Kent State with two outs and had a single to prolong the inning in the win (3/18)
- >> Knocked a double against Robert Morris (3/28)

2018 Game-by-Game

SEASON HIGH

AB..... 4, 2x last at Jacksonville (2/23)
 H..... 1, 6x last - vs. Robert Morris (3/28)
 2B..... 1, 2x last - vs. Robert Morris (3/28)
 3B..... N/A
 HR..... N/A
 R..... 1 at Duke (2/16)
 RBI..... 1 vs. Virginia Tech (2/17)
 BB..... 1, 3x last - at Rutgers (3/31)
 SB..... N/A
 PO..... 7 vs. Maryland (3/25)
 A..... 1, 2x last - vs. Robert Morris (3/28)

CAREER BEST

AB.....4 vs. Duke (2/18/18)
 H..... 1, 6x last - vs. Robert Morris (3/28/18)
 R..... 1 at Duke (2/16/18)
 RBI..... 1 vs. Virginia Tech (2/17/18)
 BB..... 1, 3x last - at Rutgers (3/31/18)
 SB..... N/A

Date	Opponent	Pos	AB	R	H	RBI	2B	3B	HR	BB	SB	CS	HBP	SAC	SF	GDP	K	PO	A	E	Avg
Feb 16	vs Virginia Tech	*of	1	0	0	0	0	0	0	0	0	0	0	1	0	0	0	1	0	0	.000
Feb 16	at Duke	*of	3	1	1	0	0	0	0	0	0	0	0	0	0	0	1	0	0	0	.250
Feb 17	vs Virginia Tech	*of	1	0	0	1	0	0	0	0	0	0	0	0	1	0	0	0	0	0	.200
Feb 18	vs Duke	*dh	4	0	1	0	0	0	0	0	0	0	0	0	0	0	2	0	0	0	.222
02/23/18	vs Central Florida	*of/dh	3	0	0	0	0	0	0	0	0	0	0	0	0	0	1	0	0	0	.167
02/23/18	at Jacksonville	*dh	4	0	0	0	0	0	0	0	0	0	0	0	0	0	1	0	0	0	.125
02/24/18	vs Western Carolina	*dh	3	0	0	0	0	0	0	1	0	0	0	0	0	0	0	0	0	0	.105
02/24/18	at Jacksonville	ph	1	0	0	0	0	0	0	0	0	0	0	0	0	0	0	0	0	0	.100
02/25/18	vs James Madison	*dh	2	0	0	0	0	0	0	0	0	0	0	0	0	0	0	0	0	0	.091
Mar 06	at Texas A&M	*dh	2	0	0	0	0	0	0	0	0	0	0	0	0	0	0	0	0	0	.083
03/07/18	at Lamar University	ph	1	0	0	0	0	0	0	0	0	0	0	0	0	0	1	0	0	0	.080
Mar 11	at Houston	ph	1	0	1	0	0	0	0	0	0	0	0	0	0	0	0	0	0	0	.115
Mar 17	KENT STATE-1	*dh	4	0	0	0	0	0	0	0	0	0	0	0	0	0	0	0	0	0	.100
Mar 18	KENT STATE	ph	1	0	1	0	0	0	0	0	0	0	0	0	0	0	0	0	0	0	.129
Mar 24	MARYLAND-1	*c	0	0	0	0	0	0	0	0	0	0	0	0	0	0	0	2	1	0	.129
Mar 25	MARYLAND	*c	3	0	1	0	1	0	0	0	0	0	0	0	0	0	0	7	0	0	.147
Mar 28	ROBERT MORRIS-1	*c	3	0	0	0	0	0	0	1	0	0	0	0	0	0	1	6	1	0	.135
Mar 28	ROBERT MORRIS-2	*c	3	0	1	0	1	0	0	0	0	0	0	0	0	0	0	3	0	0	.150
Mar 30	at Rutgers	*dh	2	0	0	0	0	0	0	1	0	0	0	0	0	0	1	0	0	0	.143
Mar 31	at Rutgers	*dh	2	0	0	0	0	0	0	0	0	0	1	0	0	0	0	0	0	0	.136
Apr 06	MICHIGAN	ph	1	0	0	0	0	0	0	0	0	0	0	0	0	0	0	0	0	0	.133
Apr 08	MICHIGAN	ph	1	0	0	0	0	0	0	0	0	0	0	0	0	0	1	0	0	0	.130
Totals			14gs	46	1	6	1	2	0	3	0	0	0	2	1	0	9	19	2	0	.130

On base pct. .180 • Slugging pct. .174

MULTI-HIT GAMES	2	3	4	5+	Total
2018	0	0	0	0	0
TOTAL	0	0	0	0	0

MULTI-RBI GAMES	2	3	4	5+	Total
2018	0	0	0	0	0
TOTAL	0	0	0	0	0

CAREER STREAKS

Hitting Streak..... 2 games (2018)
 Reaching Base 5 games (2018)

CAREER HITTING STATISTICS

Year	AVG.	GP-GS	AB	R	H	2B	3B	HR	RBI	TB	SLG	BB	HBP	SO	GDP	OBP	SF-SH	SB-ATT	PO-A-E	FLD%
2018	.130	22-14	46	1	6	2	0	0	1	8	.174	3	0	9	0	.180	1-2	0-0	19-2-0	1.000
TOTAL	.130	22-14	46	1	6	2	0	0	1	8	.174	3	0	9	0	.180	1-2	0-0	19-2-0	1.000

26

DELANEY ELLING

SOPHOMORE | C WASHINGTON, PA.

- >> Scored the first run of the season against Virginia Tech (2/9)
- >> Had ten putouts at first base against Duke (2/18)
- >> Had back-to-back multi-hit games with three RBI against Virginia Tech and at Duke (2/17-2/18)
- >> Tallied two hits and two RBI against Kent State (3/17)

2018 Game-by-Game

SEASON HIGH

AB	4, 4x last - at Rutgers (3/30)
H	2, 3x last - vs. Kent State (3/18)
2B	N/A
3B	N/A
HR	1 vs. Kent State (3/17)
R	2, 2x last - vs. Maryland (3/24)
RBI	2, 2x last - vs. Kent State (3/17)
BB	3 vs. Kent State (3/18)
SB	1 vs. Northwestern (3/10)
PO	14 vs. Kent State (3/17)
A	2 at Rutgers (3/31)

CAREER BEST

AB	4, 10x last - at Rutgers (3/30/18)
H	3 vs. Michigan State (4/9/17)
R	2 vs. Kent State (3/18/18)
RBI	4 vs. Idaho State (3/4/17)
BB	3, 2x last - vs. Kent State (3/18/18)
SB	1 vs. Northwestern (3/10/18)

Date	Opponent	Pos	AB	R	H	RBI	2B	3B	HR	BB	SB	CS	HBP	SAC	SF	GDP	K	PO	A	E	Avg
Feb 09	vs Alabama	*1b	1	0	0	0	0	0	0	1	0	0	0	0	0	0	0	3	0	0	.000
Feb 09	vs Virginia Tech	*dh	2	1	0	0	0	0	0	0	0	0	0	0	0	0	0	0	0	0	.000
Feb 16	vs Virginia Tech	*dh	3	0	1	0	0	0	0	0	0	0	0	0	0	0	0	0	0	0	.167
Feb 16	at Duke	*dh	3	0	0	0	0	0	0	1	0	0	0	0	0	0	0	0	0	0	.111
Feb 17	vs Virginia Tech	*dh	4	0	2	2	0	0	0	0	0	0	0	0	0	0	1	0	0	0	.231
Feb 18	vs Duke	*1b	4	0	2	1	0	0	0	0	0	0	0	0	0	0	1	10	1	0	.294
02/23/18	vs Central Florida	*dh/1b	3	0	0	0	0	0	0	0	0	0	0	0	0	0	2	2	0	0	.250
02/23/18	at Jacksonville	*1b	2	0	0	0	0	0	0	0	0	0	0	0	0	0	1	6	0	0	.227
02/24/18	at Jacksonville	*1b	2	0	1	1	0	0	0	1	0	0	0	0	0	0	0	8	0	0	.250
02/25/18	vs James Madison	*1b	3	0	1	0	0	0	0	0	0	0	0	0	0	0	0	9	0	0	.259
Mar 06	at Texas A&M	*1b	1	0	0	0	0	0	0	1	0	0	0	0	0	0	0	3	0	0	.250
03/07/18	at Lamar University	*1b	3	0	0	1	0	0	0	0	0	0	1	0	0	0	0	2	1	0	.226
Mar 09	vs Northwestern	*dh	3	0	0	0	0	0	0	0	0	0	0	0	0	0	0	0	0	0	.206
Mar 10	vs Lipscomb	*dh	2	0	1	0	0	0	0	1	0	0	0	0	0	0	0	0	0	0	.222
Mar 10	vs Northwestern	*dh	2	1	0	0	0	0	0	1	1	0	0	0	0	0	1	0	0	0	.211
Mar 11	vs Iowa State	*dh	3	0	1	0	0	0	0	0	0	0	0	0	0	0	0	0	0	0	.220
Mar 11	at Houston	*dh	3	0	0	0	0	0	0	0	0	0	0	0	0	0	0	0	0	0	.205
Mar 17	KENT STATE-1	*1b	4	1	0	0	0	0	0	0	0	0	0	0	0	0	0	4	0	0	.188
Mar 17	KENT STATE-2	*1b	2	1	2	2	0	0	1	1	0	0	0	0	0	0	10	1	0	0	.220
Mar 18	KENT STATE	*1b	2	2	1	0	0	0	0	3	0	0	0	0	0	0	0	14	0	0	.231
Mar 24	MARYLAND-1	*dh	3	2	1	0	0	0	0	1	0	0	0	0	0	0	1	0	0	0	.236
Mar 24	MARYLAND-2	*dh	1	0	0	0	0	0	0	1	0	0	0	0	0	0	0	1	0	0	.232
Mar 25	MARYLAND	*dh	3	0	1	1	0	0	0	1	0	0	0	0	0	0	0	0	0	0	.237
Mar 28	ROBERT MORRIS-1	*dh	1	1	0	1	0	0	0	2	0	0	0	1	0	0	0	0	0	0	.233
Mar 28	ROBERT MORRIS-2	*dh/1b	1	0	0	0	0	0	0	2	0	0	0	0	0	0	0	3	0	0	.230
Mar 30	at Rutgers	*1b	4	0	1	0	0	0	0	0	0	0	0	0	0	0	0	11	0	0	.231
Mar 31	at Rutgers	*1b	3	0	1	0	0	0	0	0	0	0	0	0	0	0	0	5	2	0	.235
Apr 01	at Rutgers	*dh	4	0	0	0	0	0	0	0	0	0	0	0	0	0	0	0	0	0	.222
Apr 06	MICHIGAN	*dh	2	0	0	0	0	0	0	0	0	1	0	0	0	0	0	0	0	0	.216
Apr 07	MICHIGAN	*dh	3	0	0	0	0	0	0	0	0	0	0	0	0	0	2	0	0	0	.208
Apr 08	MICHIGAN	*dh	2	0	0	0	0	0	0	0	0	0	0	0	0	0	0	0	0	0	.203
Totals			79	9	16	9	0	0	1	17	1	0	3	0	1	0	10	90	5	0	.203

On base pct. .360 • Slugging pct. .241

MULTI-HIT GAMES	2	3	4	5+	Total
2017	3	1	0	0	4
2018	3	0	0	0	3
TOTAL	6	1	0	0	7

MULTI-RBI GAMES	2	3	4	5+	Total
2017	3	1	1	0	5
2018	2	0	0	0	2
TOTAL	5	1	1	0	7

CAREER STREAKS

Hitting Streak..... 4 games (2017)
Reaching Base 9 games (2018)

CAREER HITTING STATISTICS

Year	AVG.	GP-GS	AB	R	H	2B	3B	HR	RBI	TB	SLG	BB	HBP	SO	GDP	OBP	SF-SH	SB-ATT	PO-A-E	FLD%
2017	.237	54-54	135	12	32	4	0	3	16	45	.333	24	3	20	1	.364	0-4	0-0	93-6-0	1.000
2018	.203	31-31	79	9	16	0	0	1	9	19	.241	17	3	10	0	.360	1-0	1-1	90-5-0	1.000
TOTAL	.224	85-85	214	21	48	4	0	4	25	64	.299	41	6	30	1	.363	1-4	1-1	183-11-0	1.000



28

TORI HACKENBURG

FRESHMAN | INF
MIFFLINBURG, PA.

>> Made her first career appearance as a pinch runner against Robert Morris (3/28)

Background Information

- >> Prepped at Mifflinburg Area High School
- >> Was a two-time PHAC First Team All-Conference selection
- >> Helped her team to three-straight PHAC Championships

2018 Game-by-Game

SEASON HIGH

AB.....	N/A
H.....	N/A
2B.....	N/A
3B.....	N/A
HR.....	N/A
R.....	N/A
RBI.....	N/A
BB.....	N/A
SB.....	N/A
PO.....	N/A
A.....	N/A

CAREER BEST

AB.....	N/A
H.....	N/A
R.....	N/A
RBI.....	N/A
BB.....	N/A
SB.....	N/A

Date	Opponent	Pos	AB	R	H	RBI	2B	3B	HR	BB	SB	CS	HBP	SAC	SF	GDP	K	PO	A	E	Avg	
Mar 28	ROBERT MORRIS-1	pr	0	0	0	0	0	0	0	0	0	0	0	0	0	0	0	0	0	0	0	.000
Apr 01	at Rutgers	pr	0	0	0	0	0	0	0	0	0	0	0	0	0	0	0	0	0	0	0	.000
Totals			0gs	0	0	0	0	0	0	0	0	0	0	0	0	0	0	0	0	0	0	.000

On base pct. .000 • Slugging pct. .000

MULTI-HIT GAMES	2	3	4	5+	Total
2018	0	0	0	0	0
TOTAL	0	0	0	0	0

MULTI-RBI GAMES	2	3	4	5+	Total
2018	0	0	0	0	0
TOTAL	0	0	0	0	0

CAREER STREAKS

Hitting Streak.....	N/A
Reaching Base	N/A

CAREER HITTING STATISTICS

Year	AVG.	GP-GS	AB	R	H	2B	3B	HR	RBI	TB	SLG	BB	HBP	SO	GDP	OBP	SF-SH	SB-ATT	PO-A-E	FLD%
2018	.000	2-0	0	0	0	0	0	0	0	0	.000	0	0	0	0	.000	0-0	0-0	0-0-0	.000
TOTAL	.000	2-0	0	0	0	0	0	0	0	0	.000	0	0	0	0	.000	0-0	0-0	0-0-0	.000



41

DESTINY WEBER

SOPHOMORE | INF
GRAFTON, OHIO

- >> Started all 29 games at third base
- >> Had two hits against Virginia Tech (2/9)
- >> Had two hits and two RBI to tie the game against Kent State (3/18)
- >> Tallied two hits and drove in two RBI against Maryland (3/24)
- >> Notched two hits and a RBI against Robert Morris (3/28)
- >> Hit her first career home run at Rutgers (4/1)

2018 Game-by-Game

SEASON HIGH

AB.....	5 at Rutgers (4/1)
H.....	2, 5x last - at Rutgers (4/1)
2B.....	1, 4x last - at Rutgers (3/31)
3B.....	N/A
HR.....	1 at Rutgers (4/1)
R.....	1, 6x last - at Rutgers (4/1)
RBI.....	2, 2x last - vs. Maryland (3/24)
BB.....	3 vs. Northwestern (3/10)
SB.....	N/A
PO.....	3, 2x last - vs. Kent State (3/17)
A.....	5 vs. Kent State (3/18)

CAREER BEST

AB.....	5 at Rutgers (4/1/18)
H.....	2, 6x last - at Rutgers (4/1/18)
R.....	2 vs. Michigan State (4/8/17)
RBI.....	2, 3x last - vs. Maryland (3/24/18)
BB.....	3 vs. Northwestern (3/10/18)
SB.....	N/A

Date	Opponent	Pos	AB	R	H	RBI	2B	3B	HR	BB	SB	CS	HBP	SAC	SF	GDP	K	PO	A	E	Avg	
Feb 09	vs Alabama	*3b	1	0	0	0	0	0	0	0	0	0	0	1	0	0	0	0	2	0	.000	
Feb 09	vs Virginia Tech	*3b	3	0	2	0	0	0	0	0	0	0	0	0	0	0	0	2	3	0	.500	
Feb 16	vs Virginia Tech	*3b	3	0	0	0	0	0	0	0	0	0	0	0	0	0	0	2	0	0	.286	
Feb 16	at Duke	*3b	3	0	0	0	0	0	0	0	0	0	0	0	0	0	2	1	1	1	.200	
Feb 17	vs Virginia Tech	*3b	2	1	0	0	0	0	0	1	0	0	0	0	0	0	2	2	3	0	.167	
Feb 18	vs Duke	*3b	1	0	0	0	0	0	0	0	0	0	0	0	0	0	0	1	0	0	.154	
02/23/18	vs Central Florida	*3b	1	0	0	0	0	0	0	1	0	0	0	0	0	0	0	1	1	1	.143	
02/23/18	at Jacksonville	*3b	1	1	1	0	0	0	0	0	0	0	1	1	0	0	0	2	3	0	.200	
02/24/18	vs Western Carolina	*3b	2	0	0	0	0	0	0	0	0	0	1	0	0	0	0	3	1	0	.176	
02/24/18	at Jacksonville	*3b	2	0	0	0	0	0	0	0	0	0	0	0	0	0	0	2	1	0	.158	
02/25/18	vs James Madison	*3b	1	0	0	0	0	0	0	0	0	0	0	0	0	0	1	1	4	0	.150	
Mar 06	at Texas A&M	*3b	2	0	0	0	0	0	0	0	0	0	0	0	0	0	0	0	3	0	.136	
03/07/18	at Lamar University	*3b	2	0	0	0	0	0	0	0	0	0	0	0	0	0	0	0	2	0	.125	
Mar 09	vs Northwestern	*3b	2	0	1	0	0	0	0	0	0	0	0	0	0	0	0	1	1	0	.154	
Mar 10	vs Lipscomb	*3b	2	0	0	0	0	0	0	1	0	0	0	0	0	0	0	0	2	1	.143	
Mar 10	vs Northwestern	*3b	0	0	0	0	0	0	0	3	0	0	0	0	0	0	0	0	1	0	.143	
Mar 11	vs Iowa State	*3b	2	0	0	0	0	0	0	0	0	0	0	0	0	0	0	1	4	0	.133	
Mar 11	at Houston	*3b	2	0	0	0	0	0	0	0	0	0	0	0	0	0	0	0	0	1	.125	
Mar 17	KENT STATE-1	*3b	3	0	0	0	0	0	0	0	0	0	0	0	0	0	1	3	1	0	.114	
Mar 17	KENT STATE-2	*3b	3	1	1	1	1	0	0	0	0	0	0	0	0	0	0	0	2	0	.132	
Mar 18	KENT STATE	*3b	4	0	2	2	1	0	0	1	0	0	0	0	0	0	0	2	5	0	.167	
Mar 24	MARYLAND-1	*3b	3	1	2	2	1	0	0	0	0	0	0	0	0	0	1	0	2	0	.200	
Mar 24	MARYLAND-2	*3b	2	0	0	0	0	0	0	0	0	0	0	0	0	0	0	0	0	0	.191	
Mar 25	MARYLAND	*3b	3	0	0	0	0	0	0	0	0	0	0	0	0	0	1	0	2	0	.180	
Mar 28	ROBERT MORRIS-1	*3b	3	0	2	1	0	0	0	1	0	0	0	0	0	0	1	1	1	0	.208	
Mar 28	ROBERT MORRIS-2	*3b	3	0	0	0	0	0	0	0	0	0	0	0	0	0	0	0	2	0	.196	
Mar 30	at Rutgers	*3b	2	1	1	1	0	0	0	0	0	0	0	1	0	0	0	1	2	0	.207	
Mar 31	at Rutgers	*3b	2	0	1	0	1	0	0	1	0	0	0	0	0	0	0	0	2	2	.217	
Apr 01	at Rutgers	*3b	5	1	2	1	0	0	1	0	0	0	0	0	0	0	0	0	0	0	.231	
Apr 06	MICHIGAN	*3b	2	0	1	0	0	0	0	0	0	0	0	0	0	0	1	1	4	0	.239	
Apr 07	MICHIGAN	*3b	3	0	0	0	0	0	0	0	0	0	0	0	0	0	2	1	1	0	.229	
Apr 08	MICHIGAN	*3b	1	0	0	0	0	0	0	0	0	0	0	0	0	0	1	0	0	0	.225	
Totals			32gs	71	6	16	8	4	0	1	9	0	0	2	3	0	0	13	26	57	7	.225

On base pct. .329 • Slugging pct. .324

MULTI-HIT GAMES

	2	3	4	5+	Total
2017	1	0	0	0	1
2018	5	0	0	0	5
TOTAL	6	0	0	0	6

MULTI-RBI GAMES

	2	3	4	5+	Total
2017	1	0	0	0	1
2018	2	0	0	0	2
TOTAL	3	0	0	0	3

CAREER STREAKS

Hitting Streak..... 3 games (2018)
Reaching Base 3 games (2017 & 2018)

CAREER HITTING STATISTICS

Year	AVG.	GP-GS	AB	R	H	2B	3B	HR	RBI	TB	SLG	BB	HBP	SO	GDP	OBP	SF-SH	SB-ATT	PO-A-E	FLD%
2017	.143	26-17	42	4	6	1	0	0	4	7	.167	5	1	10	0	.250	0-1	0-0	32-3-0	1.000
2018	.225	32-32	71	6	16	4	0	1	8	23	.324	9	2	13	0	.329	0-3	0-0	26-57-7	.922
TOTAL	.195	58-49	113	10	22	5	0	1	12	30	.265	14	3	23	0	.300	0-4	0-0	58-60-7	.944



42

**TONI
POLK**

JUNIOR | INF
NIAGARA FALLS, N.Y.

- >> Started 29 games in center field
- >> Brought in two runs against Jacksonville (2/23)
- >> Hit a three-run home run against Kent State (3/18)
- >> Roped a triple into right center to score one against Robert Morris (3/28)
- >> Went 4-for-4 at the plate with two doubles and one RBI at Rutgers (4/1)

2018 Game-by-Game

SEASON HIGH

AB	4, 11x last - at Rutgers (4/1)
H	4 at Rutgers (4/1)
2B	2 at Rutgers (4/1)
3B	1 vs. Robert Morris (3/28)
HR	1 vs. Kent State (3/18)
R	2 vs. Kent State (3/18)
RBI	4 vs. Kent State (3/18)
SB	1 vs. Kent State (3/17)
PO	6 vs. Northwestern (3/10)
A	1, 2x last - vs. Maryland (3/25)

CAREER BEST

AB	5, 3x last - vs. Rutgers (4/21/17)
H	4, 2x last - at Rutgers (4/1/18)
R	3 vs. Hofstra (3/20/16)
RBI	4 vs. Kent State (3/18/18)
BB	2 vs. Robert Morris (3/23/16)
SB	1, 8x last - vs. Kent State (3/17/18)

Date	Opponent	Pos	AB	R	H	RBI	2B	3B	HR	BB	SB	CS	HBP	SAC	SF	GDP	K	PO	A	E	Avg
Feb 09	vs Alabama	*of	3	0	0	0	0	0	0	0	0	0	0	0	0	0	0	0	0	0	.000
Feb 09	vs Virginia Tech	*of	4	0	1	0	1	0	0	0	0	0	0	0	0	0	1	4	0	0	.143
Feb 16	vs Virginia Tech	*of	3	0	1	0	0	0	0	0	0	0	0	0	0	0	1	0	0	0	.200
Feb 16	at Duke	*of	3	0	2	1	0	0	0	1	0	0	0	0	0	0	1	2	0	0	.308
Feb 17	vs Virginia Tech	*of	4	1	2	0	0	0	0	0	0	0	0	0	0	0	0	3	1	0	.353
Feb 18	vs Duke	*of	3	1	1	0	0	0	0	0	0	0	0	0	0	0	0	0	0	0	.350
02/23/18	vs Central Florida	*of	3	0	1	0	1	0	0	0	0	0	0	0	0	0	1	3	0	0	.348
02/23/18	at Jacksonville	*of	4	0	3	2	1	0	0	0	0	0	0	0	0	0	0	2	0	0	.407
02/24/18	vs Western Carolina	*of	4	0	0	0	0	0	0	0	0	0	0	0	0	0	2	3	0	0	.355
02/24/18	at Jacksonville	*of	3	0	0	0	0	0	0	0	0	0	0	0	0	0	0	0	0	0	.324
02/25/18	vs James Madison	*of	3	0	1	0	0	0	0	0	0	0	0	0	0	0	2	0	0	0	.324
Mar 06	at Texas A&M	*of	2	0	0	0	0	0	0	0	0	0	0	0	0	0	0	0	0	0	.308
03/07/18	at Lamar University	*of	4	1	2	0	0	0	0	0	0	0	0	0	0	0	0	1	0	0	.326
Mar 09	vs Northwestern	*of	3	0	0	0	0	0	0	0	0	0	0	0	0	0	1	0	0	0	.304
Mar 10	vs Lipscomb	*of	4	0	2	0	0	0	0	0	0	0	0	0	0	0	1	3	0	0	.320
Mar 10	vs Northwestern	*of	3	1	0	0	0	0	0	1	0	0	0	0	0	0	2	6	0	1	.302
Mar 11	vs Iowa State	*of	3	0	0	0	0	0	0	0	0	0	0	0	0	0	0	2	0	0	.286
Mar 11	at Houston	*of	3	0	0	0	0	0	0	0	0	0	0	0	0	0	1	3	0	0	.271
Mar 17	KENT STATE-1	*of	4	0	0	0	0	0	0	0	0	0	0	0	0	0	2	3	0	0	.254
Mar 17	KENT STATE-2	*of	3	0	1	0	0	0	0	0	1	0	0	0	0	0	0	1	0	0	.253
Mar 18	KENT STATE	*of	4	2	3	4	0	0	1	1	0	0	0	0	0	0	0	0	0	0	.286
Mar 24	MARYLAND-1	*of	4	1	1	1	0	0	0	0	0	0	0	0	0	0	0	0	0	0	.284
Mar 24	MARYLAND-2	*of	2	0	0	0	0	0	0	0	0	0	0	0	0	0	0	2	0	0	.276
Mar 25	MARYLAND	*of	2	0	0	0	0	0	0	1	0	0	0	0	0	0	0	1	1	0	.269
Mar 28	ROBERT MORRIS-1	*of	4	1	2	1	0	1	0	0	0	0	0	0	0	0	1	0	0	0	.280
Mar 28	ROBERT MORRIS-2	*of	3	0	0	0	0	0	0	0	0	0	0	0	0	0	0	4	0	0	.271
Mar 30	at Rutgers	*of	3	1	1	0	0	0	0	0	0	0	0	0	0	0	0	1	0	0	.273
Mar 31	at Rutgers	*of	3	0	1	0	0	0	0	0	0	0	0	0	0	0	0	0	0	0	.275
Apr 01	at Rutgers	*of	4	0	4	1	2	0	0	0	0	0	0	0	0	0	0	4	0	0	.305
Apr 06	MICHIGAN	*of	3	0	0	0	0	0	0	0	0	0	0	0	0	0	2	0	0	0	.296
Apr 07	MICHIGAN	*of	3	0	0	0	0	0	0	0	0	0	0	0	0	0	2	2	0	0	.287
Apr 08	MICHIGAN	*of	1	0	0	0	0	0	0	0	0	0	0	0	0	0	1	2	0	0	.284
Totals		32gs	102	9	29	10	5	1	1	4	1	0	0	0	0	0	21	53	2	1	.284

On base pct. .311 • Slugging pct. .382

MULTI-HIT GAMES	2	3	4	5+	Total
2016	5	0	0	0	5
2017	8	2	1	0	11
2018	5	2	1	0	8
TOTAL	18	4	2	0	24

MULTI-RBI GAMES	2	3	4	5+	Total
2016	2	0	0	0	2
2017	3	1	0	0	4
2018	1	0	1	0	2
TOTAL	6	1	1	0	8

CAREER STREAKS

Hitting Streak	7 games (2018)
Reaching Base	10 games (2017)

CAREER HITTING STATISTICS

Year	AVG.	GP-GS	AB	R	H	2B	3B	HR	RBI	TB	SLG	BB	HBP	SO	GDP	OBP	SF-SH	SB-ATT	PO-A-E	FLD%
2016	.280	30-25	75	16	21	3	0	1	10	27	.360	5	1	18	0	.329	1-1	2-2	7-0-1	.875
2017	.290	56-56	162	29	47	8	3	1	18	64	.395	11	3	31	1	.345	1-5	6-7	75-113-36	.839
2018	.284	32-32	102	9	29	5	1	1	10	39	.382	4	0	21	0	.311	0-0	1-1	53-2-1	.982
TOTAL	.286	118-113	339	54	97	16	4	3	38	130	.383	20	4	70	1	.332	2-6	9-10	135-115-38	.868



82

MEGHAN WILLIAMS

JUNIOR | INF
BETHLEHEM, PA.

- >> Started 11 games at first base
- >> Had a four game hitting streak this season
- >> Tallied two hits, drove in one run and scored once against Maryland (3/24)
- >> Went 3-for-4 at the plate at Rutgers (4/1)

2018 Game-by-Game

SEASON HIGH

AB.....	4, 4x last - at Rutgers (4/1)
H.....	3 at Rutgers (4/1)
2B.....	N/A
3B.....	N/A
HR.....	N/A
R.....	1, 3x last - vs. Robert Morris (3/28)
RBI.....	1, 2x last - vs. Maryland (3/25)
BB.....	N/A
SB.....	1 vs. Northwestern (3/10)
PO.....	11 vs. Robert Morris (3/28)
A.....	3 vs. Michigan (4/7)

Date	Opponent	Pos	AB	R	H	RBI	2B	3B	HR	BB	SB	CS	HBP	SAC	SF	GDP	K	PO	A	E	Avg	
Feb 09	vs Virginia Tech	ph	1	0	0	0	0	0	0	0	0	0	0	0	0	1	0	0	0	0	0	.000
Feb 17	vs Virginia Tech	ph	1	0	0	0	0	0	0	0	0	0	0	0	0	0	0	0	0	0	0	.000
02/23/18	vs Central Florida	1b	0	0	0	0	0	0	0	0	0	0	0	0	0	0	0	1	0	0	0	.000
02/23/18	at Jacksonville	1b	0	0	0	0	0	0	0	0	0	0	0	0	0	0	0	1	0	0	0	.000
03/07/18	at Lamar University	1b	0	0	0	0	0	0	0	0	0	0	0	0	0	0	0	1	0	0	0	.000
Mar 09	vs Northwestern	*1b	2	0	1	0	0	0	0	0	0	0	0	0	0	0	0	8	0	0	0	.250
Mar 10	vs Lipscomb	*1b	3	0	1	0	0	0	0	0	0	0	0	0	0	0	0	7	0	1	0	.286
Mar 10	vs Northwestern	*1b	2	1	1	0	0	0	0	0	0	1	0	1	0	0	0	6	0	1	0	.333
Mar 11	vs Iowa State	*1b	3	0	1	0	0	0	0	0	0	0	0	0	0	0	0	9	0	0	0	.333
Mar 11	at Houston	*1b	2	0	0	0	0	0	0	0	0	0	0	0	0	0	0	8	0	0	0	.286
Mar 24	MARYLAND-1	*1b	4	1	2	1	0	0	0	0	0	0	0	0	0	0	0	10	0	0	0	.333
Mar 24	MARYLAND-2	*1b	2	0	1	0	0	0	0	0	0	0	0	0	0	0	0	6	0	0	0	.350
Mar 25	MARYLAND	*1b	4	0	0	1	0	0	0	0	0	0	0	0	0	0	0	7	0	0	0	.292
Mar 28	ROBERT MORRIS-1	*1b	4	1	0	0	0	0	0	0	0	0	0	0	0	0	0	11	0	1	0	.250
Mar 28	ROBERT MORRIS-2	*1b	1	0	0	0	0	0	0	0	0	0	0	0	0	0	0	5	0	0	0	.241
Mar 30	at Rutgers	1b	0	0	0	0	0	0	0	0	0	0	0	0	0	0	0	1	0	0	0	.241
Apr 01	at Rutgers	*1b	4	0	3	0	0	0	0	0	0	0	0	0	0	0	0	8	0	0	0	.303
Apr 06	MICHIGAN	*1b	3	0	0	0	0	0	0	0	0	0	0	0	0	0	0	2	6	0	0	.278
Apr 07	MICHIGAN	*1b	3	0	0	0	0	0	0	0	0	0	0	0	0	0	1	5	3	0	0	.256
Apr 08	MICHIGAN	*1b	2	0	1	0	0	0	0	0	0	0	0	0	0	0	0	7	0	0	0	.268
Totals			14gs	41	3	11	2	0	0	0	0	1	0	1	0	0	1	3	107	3	3	.268

On base pct. .286 • Slugging pct. .268

CAREER BEST

AB.....	4, 4x last - at Rutgers (4/1/18)
H.....	3 at Rutgers (4/1/18)
R... 1, 4x last - vs. Robert Morris (3/28/18)	
RBI.....	3 vs. Buffalo (3/5/17)
BB.....	1 vs. Niagara (3/18/17)
SB.....	1 vs. Northwestern (3/10/18)

MULTI-HIT GAMES	2	3	4	5+	Total
2016	0	0	0	0	0
2017	0	0	0	0	0
2018	1	1	0	0	2
TOTAL	1	1	0	0	2

MULTI-RBI GAMES	2	3	4	5+	Total
2016	0	0	0	0	0
2017	1	1	0	0	2
2018	0	0	0	0	0
TOTAL	1	1	0	0	2

CAREER STREAKS

Hitting Streak.....	4 games (2018)
Reaching Base.....	4 games (2018)

CAREER HITTING STATISTICS

Year	AVG.	GP-GS	AB	R	H	2B	3B	HR	RBI	TB	SLG	BB	HBP	SO	GDP	OBP	SF-SH	SB-ATT	PO-A-E	FLD%
2016	.000	6-3	7	0	0	0	0	0	0	0	.000	0	0	3	0	.000	0-0	0-0	23-2-0	1.000
2017	.118	11-5	17	1	2	0	1	0	5	4	.235	1	0	3	0	.167	0-2	0-0	8-1-0	1.000
2018	.268	20-14	41	3	11	0	0	0	2	11	.268	0	1	3	1	.286	0-0	1-1	107-3-3	.973
TOTAL	.200	37-22	65	4	13	0	1	0	7	15	.231	1	1	9	1	.224	0-2	1-1	138-6-3	.980

2018 RADIO / TV ROSTER




JESSICA CUMMINGS
Sr. • P • L/R
Owings, Md.



AMANDA GRIECO
So. • INF • R/R
Basking Ridge, N.J.



CHRISTA WAGNER
So. • OF • L/R
Plainville, Mass.



KENNEDY LEGG
So. • C • R/R
Keller, Texas



MADISON SHAFFER
Jr. • P • L/R
New Castle, Pa.



DANI FEY
Fr. • UTL • R/L
Bangor, Pa.



TORI DUBOIS
Jr. • UTL • R/R
Mt. Vernon, N.H.



EMILY HUDGINS
Fr. • INF • L/R
Wadsworth, Ill.



ERIN MURRAY
Fr. • OF • R/R
Great Falls, Va.



ASHTON MENSINGER
Sr. • P • R/R
Nescopeck, Pa.



PAIGE JOHNSON
Jr. • INF • L/R
Clarksville, Tenn.



MADEY SMITH
So. • P • R/R
Washington, N.J.



GIANNA ARRIZURIETA
Sr. • INF • R/R
Pembroke Pines, Fla.



HALEY VALLEJOS
Fr. • C • R/R
Chandler, Ariz.



DELANEY ELLING
So. • INF/C • R/R
Washington, Pa.



TORI HACKENBERG
Fr. • INF • R/R
Mifflinburg, Pa.



DESTINY WEBER
So. • C/INF • R/R
Grafton, Ohio



TONI POLK
Jr. • INF/OF • L/R
Niagara Falls, N.Y.



MEGHAN WILLIAMS
Jr. • INF • R/R
Bethlehem, Pa.



AMANDA LEHOTAK
Head Coach
Fifth Season



SARAH SIGREST
Assistant Coach
Third Season



JENNIFER ABRAMS
Assistant Coach
Second Season



SARA HAEFELI
Vol. Assistant Coach
First Season



CHRISTINA DIAZ
Director of Operations
First Season