



Rutgers/Penn State/Yale - 01-16-2015 to 01-17-2015

Real-Time Results at www.besmarttinc.com

Follow Be Smartt Inc on Facebook & Twitter!

Results

Women 50 Yard Freestyle

21.90 D1A

22.99 D1B

	Name	Yr	School	Seed Time	Finals Time
1	Miller, Katelyn M	JR	Penn State University-MA	NT	23.40
2	Fittin, Carolyn C	JR	Penn State University-MA	NT	23.54
3	Jones, Kaitlin S	SO	Penn State University-MA	NT	23.78
4	Coyne, Sarah L	JR	Rutgers University Swimming-NJ	NT	24.01
5	Kiely, Meghan G	SO	Rutgers University Swimming-NJ	NT	24.31
6	Farnsworth, Anna R	FR	Penn State University-MA	NT	x24.69
7	Rymer, Karli D	FR	Rutgers University Swimming-NJ	NT	24.89
8	Newton, Sophie M	JR	Rutgers University Swimming-NJ	NT	x25.23
---	Kudryashova, Julia R	JR	Rutgers University Swimming-NJ	NT	SCR

**Rutgers/Penn State/Yale - 01-16-2015 to 01-17-2015****Real-Time Results at www.besmarttinc.com****Follow Be Smartt Inc on Facebook & Twitter!****Results****Women 100 Yard Freestyle****47.85 D1A****49.99 D1B**

Name	Yr	School	Seed Time	Finals Time
1 Wujciak, Megan A 24.95	FR	Penn State University-MA	NT	51.40
		51.40 (26.45)		
2 Jones, Kaitlin S 24.89	SO	Penn State University-MA	NT	51.53
		51.53 (26.64)		
3 Dillione, Tomlyn 25.16		Penn State University-MA	NT	52.02
		52.02 (26.86)		
4 Coyne, Sarah L 25.45	JR	Rutgers University Swimming-NJ	NT	52.99
		52.99 (27.54)		
5 Kiely, Meghan G 25.75	SO	Rutgers University Swimming-NJ	NT	53.52
		53.52 (27.77)		
6 Matheson, Hannah C 26.40		Penn State University-MA	NT	x54.46
		54.46 (28.06)		
7 Torres, Julianne C 26.80	FR	Rutgers University Swimming-NJ	NT	55.31
		55.31 (28.51)		
8 Newton, Sophie M 26.57	JR	Rutgers University Swimming-NJ	NT	x55.44
		55.44 (28.87)		
--- Kudryashova, Julia R	JR	Rutgers University Swimming-NJ	NT	SCR
--- Ackman, Alyson P	SO	Penn State University-MA	NT	SCR
--- Price, Nicole		Penn State University-MA	NT	SCR

**Rutgers/Penn State/Yale - 01-16-2015 to 01-17-2015****Real-Time Results at www.besmarttinc.com****Follow Be Smartt Inc on Facebook & Twitter!****Results****Women 200 Yard Freestyle****1:43.90 D1A****1:47.99 D1B**

Name	Yr	School	Seed Time	Finals Time
1 Ackman, Alyson P 25.65	SO	Penn State University-MA 53.09 (27.44)	NT 1:21.14 (28.05) 1:49.30 (28.16)	1:49.30
2 Karr, Caitlyn M 25.79	JR	Penn State University-MA 53.65 (27.86)	NT 1:21.61 (27.96) 1:50.14 (28.53)	1:50.14
3 Wujciak, Megan A 25.80	FR	Penn State University-MA 53.38 (27.58)	NT 1:21.56 (28.18) 1:50.21 (28.65)	1:50.21
4 Dillione, Tomlyn 26.38		Penn State University-MA 54.31 (27.93)	NT 1:23.29 (28.98) 1:52.60 (29.31)	x1:52.60
5 Erwin, Emily W 26.86	FR	Rutgers University Swimming-NJ 55.70 (28.84)	NT 1:24.82 (29.12) 1:53.50 (28.68)	1:53.50
6 Torres, Julianne C 26.90	FR	Rutgers University Swimming-NJ 56.00 (29.10)	NT 1:25.89 (29.89) 1:55.98 (30.09)	1:55.98
7 Asselin, Chantal Y 26.92	SO	Rutgers University Swimming-NJ 56.39 (29.47)	NT 1:26.76 (30.37) 1:57.19 (30.43)	1:57.19
8 Kiely, Meghan G 27.52	SO	Rutgers University Swimming-NJ 58.06 (30.54)	NT 1:29.13 (31.07) 2:00.32 (31.19)	x2:00.32



Rutgers/Penn State/Yale - 01-16-2015 to 01-17-2015

Real-Time Results at www.besmarttinc.com

Follow Be Smartt Inc on Facebook & Twitter!

Results

Women 500 Yard Freestyle

4:36.45 D1A

4:47.79 D1B

Name	Yr	School	Seed Time	Finals Time
1 Siverling, Megan L	JR	Penn State University-MA	NT	4:52.52
27.45	56.85 (29.40)	1:26.79 (29.94)	1:56.64 (29.85)	
2:25.87 (29.23)	2:54.72 (28.85)	3:23.71 (28.99)	3:53.01 (29.30)	
4:22.92 (29.91)	4:52.52 (29.60)			
2 Sowinski, Katelyn E	FR	Penn State University-MA	NT	4:54.78
27.40	56.98 (29.58)	1:26.63 (29.65)	1:56.52 (29.89)	
2:26.16 (29.64)	2:55.59 (29.43)	3:25.53 (29.94)	3:55.17 (29.64)	
4:24.92 (29.75)	4:54.78 (29.86)			
3 Francis, Casey L	FR	Penn State University-MA	NT	4:55.99
27.28	56.99 (29.71)	1:27.10 (30.11)	1:57.24 (30.14)	
2:27.12 (29.88)	2:57.13 (30.01)	3:27.32 (30.19)	3:57.15 (29.83)	
4:26.94 (29.79)	4:55.99 (29.05)			
4 Karr, Caitlyn M	JR	Penn State University-MA	NT	x5:01.65
27.36	57.47 (30.11)	1:27.82 (30.35)	1:58.33 (30.51)	
2:28.80 (30.47)	2:59.47 (30.67)	3:30.27 (30.80)	4:01.13 (30.86)	
4:31.81 (30.68)	5:01.65 (29.84)			
5 Erwin, Emily W	FR	Rutgers University Swimming-NJ	NT	5:04.52
27.74	57.63 (29.89)	1:27.95 (30.32)	1:58.64 (30.69)	
2:29.26 (30.62)	3:00.35 (31.09)	3:31.83 (31.48)	4:03.02 (31.19)	
4:34.42 (31.40)	5:04.52 (30.10)			
6 Lee, Thomasin E	FR	Rutgers University Swimming-NJ	NT	5:11.21
28.78	59.99 (31.21)	1:31.83 (31.84)	2:03.78 (31.95)	
2:35.57 (31.79)	3:06.77 (31.20)	3:38.40 (31.63)	4:09.36 (30.96)	
4:40.49 (31.13)	5:11.21 (30.72)			
7 Asselin, Chantal Y	SO	Rutgers University Swimming-NJ	NT	5:12.46
28.46	59.68 (31.22)	1:31.15 (31.47)	2:02.62 (31.47)	
2:34.33 (31.71)	3:06.00 (31.67)	3:37.81 (31.81)	4:09.81 (32.00)	
4:41.71 (31.90)	5:12.46 (30.75)			
8 Carlisle, Caroline A	SR	Rutgers University Swimming-NJ	NT	x5:18.81
28.12	58.49 (30.37)	1:29.83 (31.34)	2:01.57 (31.74)	
2:33.87 (32.30)	3:06.52 (32.65)	3:39.40 (32.88)	4:12.61 (33.21)	
4:45.92 (33.31)	5:18.81 (32.89)			

**Rutgers/Penn State/Yale - 01-16-2015 to 01-17-2015****Real-Time Results at www.besmarttinc.com****Follow Be Smartt Inc on Facebook & Twitter!****Results****Women 1000 Yard Freestyle**

Name	Yr	School	Seed Time	Finals Time
1 Siverling, Megan L	JR	Penn State University-MA	NT	9:58.76
27.67	57.68 (30.01)	1:28.29 (30.61)	1:59.14 (30.85)	
2:29.69 (30.55)	2:59.74 (30.05)	3:29.85 (30.11)	3:59.90 (30.05)	
4:29.99 (30.09)	4:59.96 (29.97)	5:30.11 (30.15)	6:00.10 (29.99)	
6:29.90 (29.80)	6:59.95 (30.05)	7:30.01 (30.06)	7:59.95 (29.94)	
8:29.73 (29.78)	8:59.52 (29.79)	9:29.34 (29.82)	9:58.76 (29.42)	
2 Sowinski, Katelyn E	FR	Penn State University-MA	NT	10:04.20
28.39	58.71 (30.32)	1:29.09 (30.38)	1:59.74 (30.65)	
2:30.25 (30.51)	3:00.60 (30.35)	3:30.81 (30.21)	4:00.96 (30.15)	
4:31.42 (30.46)	5:01.83 (30.41)	5:31.70 (29.87)	6:01.80 (30.10)	
6:31.94 (30.14)	7:02.28 (30.34)	7:32.50 (30.22)	8:02.75 (30.25)	
8:33.27 (30.52)	9:03.74 (30.47)	9:34.16 (30.42)	10:04.20 (30.04)	
3 Francis, Casey L	FR	Penn State University-MA	NT	10:05.10
28.19	58.42 (30.23)	1:29.18 (30.76)	2:00.09 (30.91)	
2:30.54 (30.45)	3:00.97 (30.43)	3:31.40 (30.43)	4:01.69 (30.29)	
4:31.97 (30.28)	5:02.71 (30.74)	5:32.95 (30.24)	6:03.27 (30.32)	
6:33.64 (30.37)	7:04.09 (30.45)	7:34.51 (30.42)	8:04.86 (30.35)	
8:35.22 (30.36)	9:05.66 (30.44)	9:36.00 (30.34)	10:05.10 (29.10)	
4 Erwin, Emily W	FR	Rutgers University Swimming-NJ	NT	10:27.88
27.86	58.22 (30.36)	1:29.41 (31.19)	2:00.44 (31.03)	
2:31.42 (30.98)	3:02.81 (31.39)	3:34.11 (31.30)	4:05.47 (31.36)	
4:37.34 (31.87)	5:09.18 (31.84)	5:41.02 (31.84)	6:12.84 (31.82)	
6:44.88 (32.04)	7:17.01 (32.13)	7:49.23 (32.22)	8:21.50 (32.27)	
8:53.71 (32.21)	9:25.76 (32.05)	9:57.15 (31.39)	10:27.88 (30.73)	
5 Carlisle, Caroline A	SR	Rutgers University Swimming-NJ	NT	10:38.45
28.63	59.26 (30.63)	1:30.17 (30.91)	2:01.55 (31.38)	
2:33.01 (31.46)	3:04.80 (31.79)	3:36.76 (31.96)	4:08.88 (32.12)	
4:40.94 (32.06)	5:13.08 (32.14)	5:45.53 (32.45)	6:17.99 (32.46)	
6:50.58 (32.59)	7:22.86 (32.28)	7:55.44 (32.58)	8:27.99 (32.55)	
9:00.66 (32.67)	9:33.51 (32.85)	10:06.32 (32.81)	10:38.45 (32.13)	
6 Lee, Brogan D	SR	Rutgers University Swimming-NJ	NT	10:40.11
28.69	59.54 (30.85)	1:30.99 (31.45)	2:02.53 (31.54)	
2:34.41 (31.88)	3:06.72 (32.31)	3:38.96 (32.24)	4:11.27 (32.31)	
4:43.53 (32.26)	5:16.11 (32.58)	5:48.38 (32.27)	6:21.03 (32.65)	
6:53.22 (32.19)	7:25.59 (32.37)	7:58.03 (32.44)	8:30.78 (32.75)	
9:03.34 (32.56)	9:35.88 (32.54)	10:08.34 (32.46)	10:40.11 (31.77)	
7 Asselin, Chantal Y	SO	Rutgers University Swimming-NJ	NT	x10:41.97
29.26	1:01.03 (31.77)	1:33.23 (32.20)	2:05.30 (32.07)	
2:37.34 (32.04)	3:09.47 (32.13)	3:41.63 (32.16)	4:13.77 (32.14)	
4:46.18 (32.41)	5:19.09 (32.91)	5:51.10 (32.01)	6:23.32 (32.22)	
6:55.61 (32.29)	7:27.68 (32.07)	8:00.29 (32.61)	8:32.91 (32.62)	
9:05.75 (32.84)	9:38.35 (32.60)	10:10.64 (32.29)	10:41.97 (31.33)	



Rutgers/Penn State/Yale - 01-16-2015 to 01-17-2015

Real-Time Results at www.besmarttinc.com

Follow Be Smartt Inc on Facebook & Twitter!

Results

Women 100 Yard Backstroke

51.63 D1A

55.09 D1B

Name	Yr	School	Seed Time	Finals Time
1 Wu, Joanna W	JR	Rutgers University Swimming-NJ	NT	55.80
27.08		55.80 (28.72)		
2 Fazio, Casey M	SO	Penn State University-MA	NT	56.55
28.08		56.55 (28.47)		
3 Farnsworth, Anna R	FR	Penn State University-MA	NT	57.20
27.60		57.20 (29.60)		
4 Bickel, Jenna R	SO	Penn State University-MA	NT	58.76
28.55		58.76 (30.21)		
5 VanderWeele, Chelsea N	SO	Penn State University-MA	NT	x1:00.43
29.64		1:00.43 (30.79)		
6 Gibson-Brokop, Lindsay V	SR	Rutgers University Swimming-NJ	NT	1:01.45
29.79		1:01.45 (31.66)		



Rutgers/Penn State/Yale - 01-16-2015 to 01-17-2015

Real-Time Results at www.besmarttinc.com

Follow Be Smartt Inc on Facebook & Twitter!

Results

Women 200 Yard Backstroke

1:52.52 D1A

1:59.19 D1B

	Name	Yr	School	Seed Time	Finals Time
1	Wu, Joanna W 28.21	JR	Rutgers University Swimming-NJ	NT 58.45 (30.24) 1:29.65 (31.20) 2:01.51 (31.86)	2:01.51
2	Rowe, Katie A 29.68	SO	Penn State University-MA	NT 1:00.85 (31.17) 1:32.10 (31.25) 2:03.01 (30.91)	2:03.01
3	Fazio, Casey M 29.27	SO	Penn State University-MA	NT 1:00.90 (31.63) 1:32.83 (31.93) 2:04.50 (31.67)	2:04.50
4	VanderWeele, Chelsea N 30.74	SO	Penn State University-MA	NT 1:02.49 (31.75) 1:33.84 (31.35) 2:05.04 (31.20)	2:05.04
5	Bickel, Jenna R 30.33	SO	Penn State University-MA	NT 1:01.95 (31.62) 1:34.73 (32.78) 2:08.36 (33.63)	x2:08.36
6	Gibson-Brokop, Lindsay V 31.19	SR	Rutgers University Swimming-NJ	NT 1:05.05 (33.86) 1:39.89 (34.84) 2:14.53 (34.64)	2:14.53



Rutgers/Penn State/Yale - 01-16-2015 to 01-17-2015

Real-Time Results at www.besmarttinc.com

Follow Be Smartt Inc on Facebook & Twitter!

Results

Women 100 Yard Breaststroke

59.12 D1A

1:02.49 D1B

Name	Yr	School	Seed Time	Finals Time
1 Leberfinger, Greta R 30.36	SR	Rutgers University Swimming-NJ	NT	1:03.41
2 Stoddard, Rachel M 30.35	SO	Rutgers University Swimming-NJ	NT	1:03.94
3 Rodriguez, Melissa B 30.36	SO	Penn State University-MA	NT	1:04.24
4 Cameron, Taylor 30.93	FR	Penn State University-MA	NT	1:04.94
5 Saloky, Kaitlin L 31.30	FR	Penn State University-MA	NT	1:06.13
6 Neilan, Larissa C 31.74	FR	Rutgers University Swimming-NJ	NT	1:06.85
7 Harris, Emily 32.43		Penn State University-MA	NT	x1:08.60

**Rutgers/Penn State/Yale - 01-16-2015 to 01-17-2015****Real-Time Results at www.besmarttinc.com****Follow Be Smartt Inc on Facebook & Twitter!****Results****Women 200 Yard Breaststroke****2:07.70 D1A****2:15.99 D1B**

	Name		Yr	School		Seed Time		Finals Time
1	Rodriguez, Melissa B		SO	Penn State University-MA		NT		2:16.37
	31.97	1:05.85 (33.88)		1:41.25 (35.40)		2:16.37 (35.12)		
2	Leberfinger, Greta R		SR	Rutgers University Swimming-NJ		NT		2:17.53
	31.37	1:05.91 (34.54)		1:41.54 (35.63)		2:17.53 (35.99)		
3	Cameron, Taylor		FR	Penn State University-MA		NT		2:19.30
	32.51	1:07.37 (34.86)		1:43.21 (35.84)		2:19.30 (36.09)		
4	Stoddard, Rachel M		SO	Rutgers University Swimming-NJ		NT		2:20.47
	31.93	1:07.24 (35.31)		1:43.23 (35.99)		2:20.47 (37.24)		
5	Sinatro, Haley M		SO	Penn State University-MA		NT		2:22.70
	32.20	1:08.48 (36.28)		1:45.27 (36.79)		2:22.70 (37.43)		
6	Neilan, Larissa C		FR	Rutgers University Swimming-NJ		NT		2:24.42
	33.29	1:09.61 (36.32)		1:47.23 (37.62)		2:24.42 (37.19)		
7	Harris, Emily			Penn State University-MA		NT		x2:28.20
	32.62	1:09.45 (36.83)		1:48.20 (38.75)		2:28.20 (40.00)		

**Rutgers/Penn State/Yale - 01-16-2015 to 01-17-2015****Real-Time Results at www.besmarttinc.com****Follow Be Smartt Inc on Facebook & Twitter!****Results****Women 100 Yard Butterfly****51.70 D1A****54.49 D1B**

	Name	Yr	School	Seed Time	Finals Time
1	Hornibrook, Mackenzie L 26.77	FR	Penn State University-MA 56.69 (29.92)	NT	56.69
2	Fittin, Carolyn C 25.65	JR	Penn State University-MA 56.93 (31.28)	NT	56.93
3	Saloky, Kaitlin L 26.38	FR	Penn State University-MA 57.04 (30.66)	NT	57.04
4	Miller, Katelyn M 27.63	JR	Penn State University-MA 57.79 (30.16)	NT	x57.79
5	Rymer, Karli D 27.07	FR	Rutgers University Swimming-NJ 57.98 (30.91)	NT	57.98
6	Pfaff, Morgan S 27.12	JR	Rutgers University Swimming-NJ 58.29 (31.17)	NT	58.29
7	Lee, Thomasin E 28.99	FR	Rutgers University Swimming-NJ 1:01.12 (32.13)	NT	1:01.12
8	Newton, Sophie M 28.45	JR	Rutgers University Swimming-NJ 1:01.73 (33.28)	NT	x1:01.73

**Rutgers/Penn State/Yale - 01-16-2015 to 01-17-2015****Real-Time Results at www.besmarttinc.com****Follow Be Smartt Inc on Facebook & Twitter!****Results****Women 200 Yard Butterfly****1:54.45 D1A****1:59.59 D1B**

	Name	Yr	School	Seed Time	Finals Time
1	Sowinski, Katelyn E 27.13	FR	Penn State University-MA 57.57 (30.44)	NT 1:28.40 (30.83)	1:59.86 1:59.86 (31.46)
2	Rowe, Katie A 27.75	SO	Penn State University-MA 58.77 (31.02)	NT 1:30.32 (31.55)	2:01.08 2:01.08 (30.76)
3	Pfaff, Morgan S 27.26	JR	Rutgers University Swimming-NJ 58.48 (31.22)	NT 1:30.63 (32.15)	2:03.58 2:03.58 (32.95)
4	Francis, Casey L 27.89	FR	Penn State University-MA 59.12 (31.23)	NT 1:31.60 (32.48)	2:03.93 2:03.93 (32.33)
5	Harper, Hannah 29.85		Penn State University-MA 1:01.60 (31.75)	NT 1:33.68 (32.08)	x2:05.97 2:05.97 (32.29)
6	Lee, Thomasin E 28.38	FR	Rutgers University Swimming-NJ 1:00.51 (32.13)	NT 1:34.12 (33.61)	2:08.81 2:08.81 (34.69)
7	Brottman, Barbra J 29.61	SO	Rutgers University Swimming-NJ 1:02.54 (32.93)	NT 1:36.80 (34.26)	2:11.12 2:11.12 (34.32)
---	Matheson, Hannah C 28.18		Penn State University-MA 59.86 (31.68)	NT 1:33.21 (33.35)	X2:07.65 2:07.65 (34.44)

**Rutgers/Penn State/Yale - 01-16-2015 to 01-17-2015****Real-Time Results at www.besmarttinc.com****Follow Be Smartt Inc on Facebook & Twitter!****Results****Women 200 Yard IM****1:55.35 D1A****2:01.59 D1B**

	Name	Yr	School	Seed Time	Finals Time
1	Sinatro, Haley M 27.57	SO	Penn State University-MA 59.83 (32.26) 1:36.10 (36.27)	NT 2:04.26 (28.16)	2:04.26
2	Pfaff, Morgan S 27.09	JR	Rutgers University Swimming-NJ 59.71 (32.62) 1:36.50 (36.79)	NT 2:04.54 (28.04)	2:04.54
3	Leberfinger, Greta R 27.89	SR	Rutgers University Swimming-NJ 1:01.82 (33.93) 1:37.16 (35.34)	NT 2:07.52 (30.36)	2:07.52
4	Stoddard, Rachel M 27.87	SO	Rutgers University Swimming-NJ 1:02.23 (34.36) 1:38.37 (36.14)	NT 2:09.54 (31.17)	2:09.54
5	Cameron, Taylor 29.33	FR	Penn State University-MA 1:02.96 (33.63) 1:39.43 (36.47)	NT 2:10.57 (31.14)	2:10.57
6	Neilan, Larissa C 28.70	FR	Rutgers University Swimming-NJ 1:04.57 (35.87) 1:41.60 (37.03)	NT 2:12.65 (31.05)	x2:12.65
7	Scoggin, Sierra W 28.31	SO	Penn State University-MA 1:01.60 (33.29) 1:41.32 (39.72)	NT 2:13.08 (31.76)	2:13.08
---	Matheson, Hannah C		Penn State University-MA	NT	SCR
---	Price, Nicole		Penn State University-MA	NT	SCR

**Rutgers/Penn State/Yale - 01-16-2015 to 01-17-2015****Real-Time Results at www.besmarttinc.com****Follow Be Smartt Inc on Facebook & Twitter!****Results****Women 400 Yard IM****4:05.37 D1A****4:19.39 D1B**

Name	Yr	School	Seed Time	Finals Time
1 Rowe, Katie A	SO	Penn State University-MA	NT	4:26.01
28.54	1:01.21 (32.67)	1:35.93 (34.72)	2:09.66 (33.73)	
2:48.26 (38.60)	3:25.93 (37.67)	3:56.85 (30.92)	4:26.01 (29.16)	
2 Francis, Casey L	FR	Penn State University-MA	NT	4:27.66
28.17	1:00.68 (32.51)	1:36.06 (35.38)	2:10.70 (34.64)	
2:49.77 (39.07)	3:29.37 (39.60)	3:59.11 (29.74)	4:27.66 (28.55)	
3 Pfaff, Morgan S	JR	Rutgers University Swimming-NJ	NT	4:27.92
28.46	1:00.92 (32.46)	1:37.71 (36.79)	2:12.39 (34.68)	
2:49.54 (37.15)	3:27.55 (38.01)	3:58.57 (31.02)	4:27.92 (29.35)	
4 Erwin, Emily W	FR	Rutgers University Swimming-NJ	NT	4:30.60
30.43	1:04.49 (34.06)	1:38.91 (34.42)	2:11.91 (33.00)	
2:50.45 (38.54)	3:29.93 (39.48)	4:00.87 (30.94)	4:30.60 (29.73)	
5 Lee, Brogan D	SR	Rutgers University Swimming-NJ	NT	4:37.45
30.48	1:04.35 (33.87)	1:40.38 (36.03)	2:15.42 (35.04)	
2:54.67 (39.25)	3:34.53 (39.86)	4:06.48 (31.95)	4:37.45 (30.97)	
6 Harper, Hannah		Penn State University-MA	NT	4:38.24
29.30	1:02.00 (32.70)	1:38.71 (36.71)	2:14.15 (35.44)	
2:54.28 (40.13)	3:34.54 (40.26)	4:06.74 (32.20)	4:38.24 (31.50)	
7 Asselin, Chantal Y	SO	Rutgers University Swimming-NJ	NT	x4:41.79
29.68	1:03.58 (33.90)	1:40.46 (36.88)	2:16.41 (35.95)	
2:58.26 (41.85)	3:40.33 (42.07)	4:11.59 (31.26)	4:41.79 (30.20)	
8 Brottman, Barbra J	SO	Rutgers University Swimming-NJ	NT	x4:42.16
29.97	1:04.17 (34.20)	1:41.05 (36.88)	2:17.50 (36.45)	
2:57.59 (40.09)	3:38.39 (40.80)	4:10.53 (32.14)	4:42.16 (31.63)	



Rutgers/Penn State/Yale - 01-16-2015 to 01-17-2015

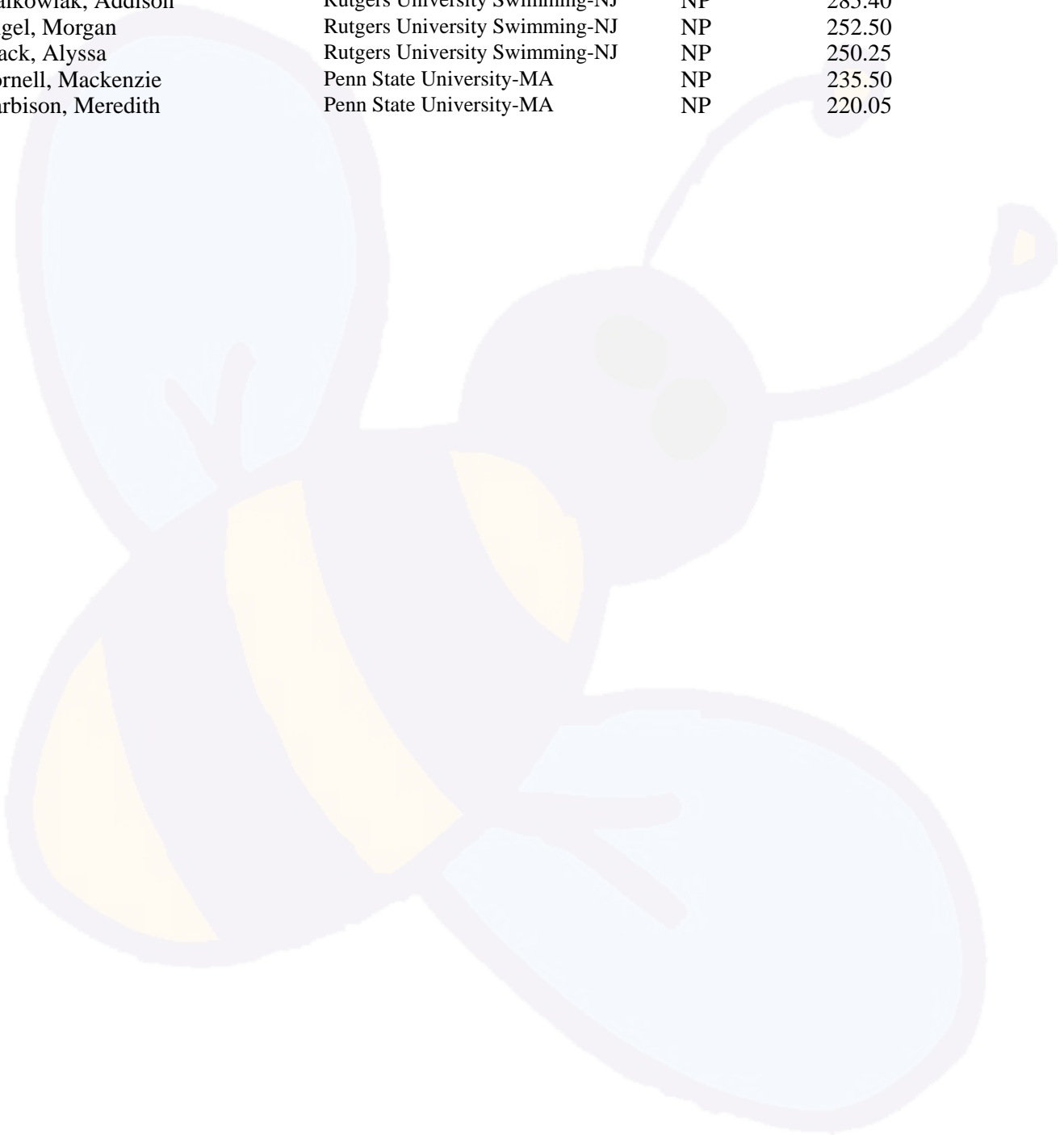
Real-Time Results at www.besmarttinc.com

Follow Be Smartt Inc on Facebook & Twitter!

Results

Women 1 mtr Diving

	Name	Yr School		Finals Score
1	Walkowiak, Addison	Rutgers University Swimming-NJ	NP	285.40
2	Engel, Morgan	Rutgers University Swimming-NJ	NP	252.50
3	Black, Alyssa	Rutgers University Swimming-NJ	NP	250.25
4	Cornell, Mackenzie	Penn State University-MA	NP	235.50
5	Harbison, Meredith	Penn State University-MA	NP	220.05





Rutgers/Penn State/Yale - 01-16-2015 to 01-17-2015

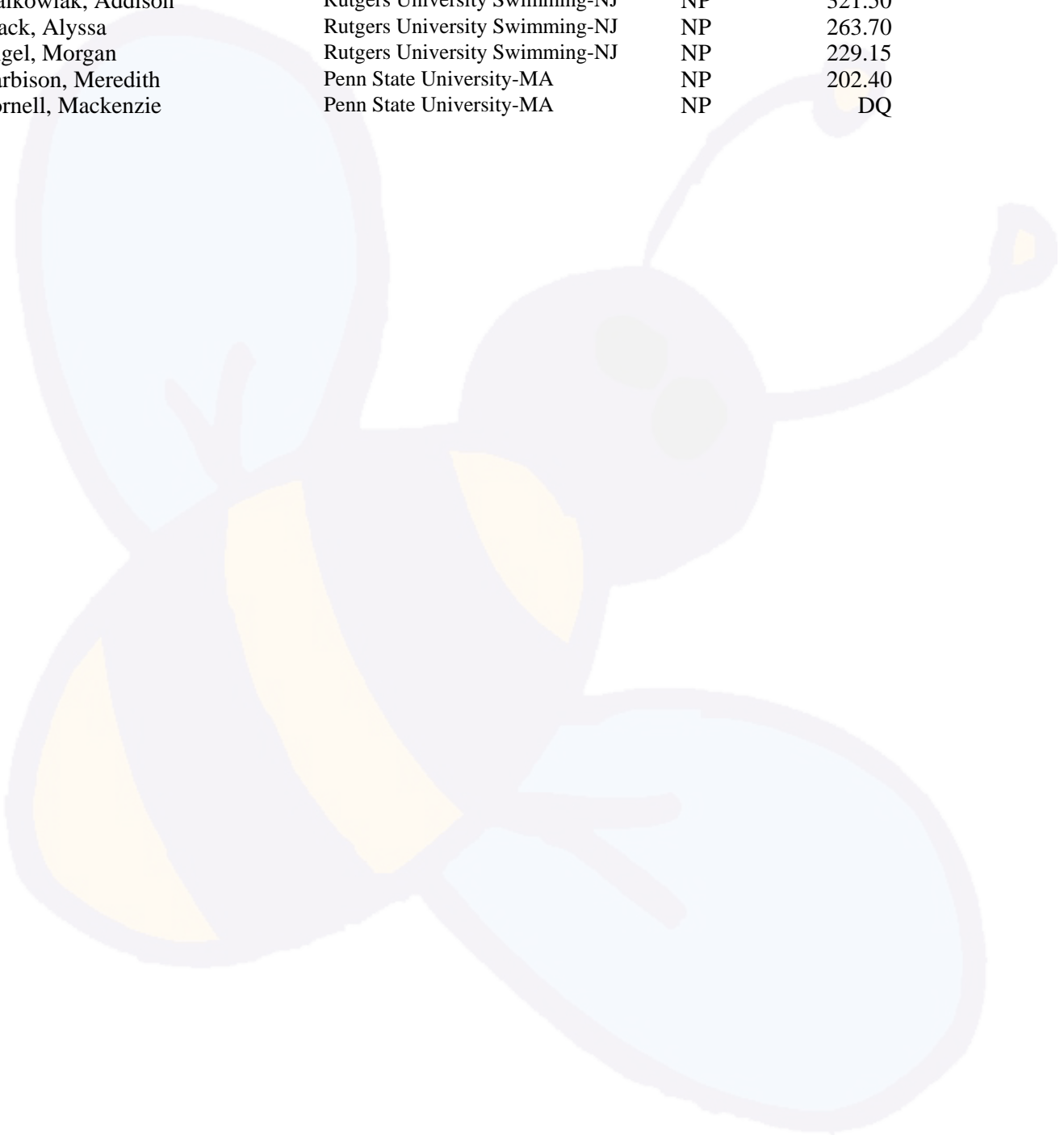
Real-Time Results at www.besmarttinc.com

Follow Be Smartt Inc on Facebook & Twitter!

Results

Women 3 mtr Diving

	Name	Yr School		Finals Score
1	Walkowiak, Addison	Rutgers University Swimming-NJ	NP	321.50
2	Black, Alyssa	Rutgers University Swimming-NJ	NP	263.70
3	Engel, Morgan	Rutgers University Swimming-NJ	NP	229.15
4	Harbison, Meredith	Penn State University-MA	NP	202.40
---	Cornell, Mackenzie	Penn State University-MA	NP	DQ



**Rutgers/Penn State/Yale - 01-16-2015 to 01-17-2015****Real-Time Results at www.besmarttinc.com****Follow Be Smartt Inc on Facebook & Twitter!****Results****Women 200 Yard Freestyle Relay****1:29.49 D1A****1:30.17 D1B**

Team	Relay	Seed Time	Finals Time
1 Penn State University-MA	A	NT	1:33.30
1) Ackman, Alyson P SO	2) Wujciak, Megan A FR	3) Jones, Kaitlin S SO	4) Miller, Katelyn M JR
23.70	46.96 (23.26)	1:10.15 (23.19)	1:33.30 (23.15)
2 Penn State University-MA	B	NT	1:33.89
1) Saloky, Kaitlin L FR	2) Sinatro, Haley M SO	3) Karr, Caitlyn M JR	4) Hornibrook, Mackenzie L FI
23.59	46.95 (23.36)	1:10.45 (23.50)	1:33.89 (23.44)
3 Rutgers University Swimming	A	NT	1:36.36
1) Kiely, Meghan G SO	2) Wu, Joanna W JR	3) Rymer, Karli D FR	4) Coyne, Sarah L JR
24.44	47.89 (23.45)	1:12.58 (24.69)	1:36.36 (23.78)
4 Penn State University-MA	C	NT	x1:37.87
1) Pennetti, Allie L SO	2) Bickel, Jenna R SO	3) Scoggin, Sierra W SO	4) Fazio, Casey M SO
24.03	47.94 (23.91)	1:13.71 (25.77)	1:37.87 (24.16)
5 Penn State University-MA	D	NT	x1:38.41
1) Dillione, Tomlyn	2) Cameron, Taylor FR	3) VanderWeele, Chelsea N SO	4) Farnsworth, Anna R FR
24.47	48.84 (24.37)	1:14.69 (25.85)	1:38.41 (23.72)
6 Rutgers University Swimming	B	NT	1:39.28
1) Stoddard, Rachel M SO	2) Newton, Sophie M JR	3) Gibson-Brokop, Lindsay V	4) Asselin, Chantal Y SO
24.68	49.49 (24.81)	1:14.38 (24.89)	1:39.28 (24.90)

**Rutgers/Penn State/Yale - 01-16-2015 to 01-17-2015****Real-Time Results at www.besmarttinc.com****Follow Be Smartt Inc on Facebook & Twitter!****Results****Women 400 Yard Freestyle Relay****3:16.41 D1A****3:18.11 D1B**

Team	Relay		Seed Time		Finals Time
1 Rutgers University Swimming	A		NT		3:32.59
	25.57	53.17 (53.17)	1:18.51 (25.34)	1:46.57 (53.40)	
	2:11.95 (25.38)	2:39.71 (53.14)	3:04.84 (25.13)	3:32.59 (52.88)	
2 Rutgers University Swimming	B		NT		3:38.01
	25.72	53.88 (53.88)	1:19.67 (25.79)	1:47.85 (53.97)	
	2:14.34 (26.49)	2:42.96 (55.11)	3:09.71 (26.75)	3:38.01 (55.05)	
--- Penn State University-MA	A		NT		X3:25.13
1) Sinatro, Haley M SO	2) Saloky, Kaitlin L FR	3) Dillione, Tomlyn	4) Jones, Kaitlin S SO		
	24.85	51.35 (51.35)	1:15.92 (24.57)	1:42.76 (51.41)	
	2:07.35 (24.59)	2:34.30 (51.54)	2:58.52 (24.22)	3:25.13 (50.83)	
--- Penn State University-MA	B		NT		X3:26.11
1) Fittin, Carolyn C JR	2) Miller, Katelyn M JR	3) Karr, Caitlyn M JR	4) Hornibrook, Mackenzie L FF		
	25.00	51.64 (51.64)	1:16.20 (24.56)	1:43.29 (51.65)	
	2:07.39 (24.10)	2:34.04 (50.75)	2:59.10 (25.06)	3:26.11 (52.07)	
--- Penn State University-MA	C		NT		X3:32.70
1) Farnsworth, Anna R FR	2) Pennetti, Allie L SO	3) Bickel, Jenna R SO	4) Sowinski, Katelyn E FR		
	25.41	53.29 (53.29)	1:18.40 (25.11)	1:46.05 (52.76)	
	2:11.88 (25.83)	2:40.31 (54.26)	3:05.52 (25.21)	3:32.70 (52.39)	
--- Penn State University-MA	D		NT		X4:31.44
1) Fazio, Casey M SO	2) VanderWeele, Chelsea N SO	3) Siverling, Megan L JR	4) Scoggin, Sierra W SO		
	25.84	53.65 (53.65)	1:19.78 (26.13)	1:49.54 (55.89)	
	2:14.77 (25.23)	2:53.74 (1:04.20)	3:40.79 (47.05)	4:31.44 (1:37.70)	

**Rutgers/Penn State/Yale - 01-16-2015 to 01-17-2015****Real-Time Results at www.besmarttinc.com****Follow Be Smartt Inc on Facebook & Twitter!****Results****Women 200 Yard Medley Relay****1:37.84 D1A****1:38.45 D1B**

Team	Relay	Seed Time	Finals Time
1 Penn State University-MA	A	NT	1:42.57
1) Pennetti, Allie L SO	2) Sinatro, Haley M SO	3) Fittin, Carolyn C JR	4) Jones, Kaitlin S SO
26.08 54.97 (28.89)	1:19.31 (24.34)	1:42.57 (23.26)	
2 Penn State University-MA	B	NT	1:44.14
1) Rowe, Katie A SO	2) Rodriguez, Melissa B SO	3) Hornibrook, Mackenzie L FI4	4) Miller, Katelyn M JR
26.73 56.00 (29.27)	1:21.27 (25.27)	1:44.14 (22.87)	
3 Rutgers University Swimming	A	NT	1:44.22
26.44 55.88 (29.44)	1:20.91 (25.03)	1:44.22 (23.31)	
4 Penn State University-MA	C	NT	x1:46.11
1) Saloky, Kaitlin L FR	2) Cameron, Taylor FR	3) Harper, Hannah	4) Farnsworth, Anna R FR
26.23 1:03.21 (36.98)	1:22.21 (19.00)	1:46.11 (23.90)	
5 Rutgers University Swimming	B	NT	1:48.91
28.46 58.72 (30.26)	1:24.99 (26.27)	1:48.91 (23.92)	
6 Penn State University-MA	D	NT	x1:50.24
1) Wujciak, Megan A FR	2) Harris, Emily	3) Matheson, Hannah C	4) Scoggin, Sierra W SO
27.16 58.31 (31.15)	1:24.50 (26.19)	1:50.24 (25.74)	

**Rutgers/Penn State/Yale - 01-16-2015 to 01-17-2015****Real-Time Results at www.besmarttinc.com****Follow Be Smartt Inc on Facebook & Twitter!****Results****Women 400 Yard Medley Relay****3:34.25 D1A****3:55.87 D1B**

Team	Relay	Seed Time	Finals Time
1 Rutgers University Swimming	A	NT	3:44.84 D1B
1) Wu, Joanna W JR	2) Leberfinger, Greta R SR	3) Pfaff, Morgan S JR	4) Coyne, Sarah L JR
26.97	56.38 (56.38)	1:26.15 (29.77)	1:59.42 (1:03.04)
2:24.43 (25.01)	2:54.24 (54.82)	3:18.45 (24.21)	3:44.84 (50.60)
2 Penn State University-MA	A	NT	3:45.31 D1B
1) Fazio, Casey M SO	2) Rodriguez, Melissa B SO	3) Fittin, Carolyn C JR	4) Saloky, Kaitlin L FR
27.42	56.00 (56.00)	1:25.91 (29.91)	1:59.71 (1:03.71)
2:25.03 (25.32)	2:55.95 (56.24)	3:18.37 (22.42)	3:45.31 (49.36)
3 Penn State University-MA	B	NT	3:46.74 D1B
1) Pennetti, Allie L SO	2) Cameron, Taylor FR	3) Rowe, Katie A SO	4) Jones, Kaitlin S SO
27.79	57.96 (57.96)	1:27.49 (29.53)	2:01.26 (1:03.30)
2:26.57 (25.31)	2:55.89 (54.63)	3:19.93 (24.04)	3:46.74 (50.85)
4 Penn State University-MA	C	NT	x3:53.37 D1B
1) Scoggin, Sierra W SO	2) Sinatro, Haley M SO	3) Matheson, Hannah C	4) Hornibrook, Mackenzie L FR
28.81	59.36 (59.36)	1:29.55 (30.19)	2:03.96 (1:04.60)
2:30.55 (26.59)	3:01.62 (57.66)	3:26.26 (24.64)	3:53.37 (51.75)
5 Rutgers University Swimming	B	NT	3:59.99
1) Gibson-Brokop, Lindsay V SO	2) Neilan, Larissa C FR	3) Rymer, Karli D FR	4) Newton, Sophie M JR
29.21	1:00.75 (1:00.75)	1:31.71 (30.96)	2:07.42 (1:06.67)
2:34.02 (26.60)	3:05.45 (58.03)	3:31.19 (25.74)	3:59.99 (54.54)



Rutgers/Penn State/Yale - 01-16-2015 to 01-17-2015

Real-Time Results at www.besmarttinc.com

Follow Be Smartt Inc on Facebook & Twitter!

Results

Men 50 Yard Freestyle

19.25 D1A

20.19 D1B

	Name	Yr	School	Seed Time	Finals Time
1	Ryan, Shane P	SO	Penn State University-MA	NT	20.49
2	Greenberg, Aaron S	SO	Yale University-CT	NT	20.76
3	Zhang, Victor T	JR	Yale University-CT	NT	20.86
4	Miao, Oscar S	SO	Yale University-CT	NT	21.03
5	Young, Jeff B	JR	Penn State University-MA	NT	21.22
6	Kantz, Zach		Penn State University-MA	NT	21.27
7	Grillo, Matt	SO	Penn State University-MA	NT	x21.40
8	Clark, Brian W	JR	Yale University-CT	NT	x22.72

**Rutgers/Penn State/Yale - 01-16-2015 to 01-17-2015****Real-Time Results at www.besmarttinc.com****Follow Be Smartt Inc on Facebook & Twitter!****Results****Men 100 Yard Freestyle****42.51 D1A****44.29 D1B**

Name	Yr	School	Seed Time	Finals Time
1 Ryan, Shane P 21.41	SO	Penn State University-MA	NT	44.30
		44.30 (22.89)		
2 Zhang, Victor T 21.52	JR	Yale University-CT	NT	44.99
		44.99 (23.47)		
3 Greenberg, Aaron S 21.49	SO	Yale University-CT	NT	45.47
		45.47 (23.98)		
4 Bantley, Robert D 22.60	FR	Penn State University-MA	NT	45.98
		45.98 (23.38)		
5 Miao, Oscar S 22.13	SO	Yale University-CT	NT	46.10
		46.10 (23.97)		
6 Grillo, Matt 22.30	SO	Penn State University-MA	NT	46.50
		46.50 (24.20)		
7 Young, Jeff B 22.48	JR	Penn State University-MA	NT	x46.72
		46.72 (24.24)		
8 Yang, Will W 23.76	JR	Yale University-CT	NT	x49.27
		49.27 (25.51)		

**Rutgers/Penn State/Yale - 01-16-2015 to 01-17-2015****Real-Time Results at www.besmarttinc.com****Follow Be Smartt Inc on Facebook & Twitter!****Results****Men 200 Yard Freestyle****1:33.62 D1A****1:37.99 D1B**

Name	Yr	School	Seed Time	Finals Time
1 Bantley, Robert D	FR	Penn State University-MA	NT	1:40.04
23.61	49.21 (25.60)	1:15.00 (25.79)	1:40.04 (25.04)	
2 Stasiunas, Matthew C	FR	Penn State University-MA	NT	1:40.56
23.42	48.82 (25.40)	1:14.89 (26.07)	1:40.56 (25.67)	
3 Hogan, Brian R	JR	Yale University-CT	NT	1:40.63
23.65	49.59 (25.94)	1:15.53 (25.94)	1:40.63 (25.10)	
4 O'Neill, Ryan		Penn State University-MA	NT	1:40.91
23.54	49.51 (25.97)	1:15.25 (25.74)	1:40.91 (25.66)	
5 Hyogo, Kei	FR	Yale University-CT	NT	1:41.02
23.81	49.34 (25.53)	1:15.44 (26.10)	1:41.02 (25.58)	
6 Rutter, Jonathan D	FR	Yale University-CT	NT	1:41.25
23.92	49.64 (25.72)	1:15.53 (25.89)	1:41.25 (25.72)	
7 Ankosko, Nick C	JR	Penn State University-MA	NT	x1:41.65
24.61	50.55 (25.94)	1:16.25 (25.70)	1:41.65 (25.40)	
8 Bell, Dirk D	FR	Yale University-CT	NT	x1:46.10
23.94	50.62 (26.68)	1:18.25 (27.63)	1:46.10 (27.85)	

**Rutgers/Penn State/Yale - 01-16-2015 to 01-17-2015****Real-Time Results at www.besmarttinc.com****Follow Be Smartt Inc on Facebook & Twitter!****Results****Men 500 Yard Freestyle****4:14.59 D1A****4:24.99 D1B**

Name	Yr	School	Seed Time	Finals Time
1 Hyogo, Kei	FR	Yale University-CT	NT	4:28.76
24.46	51.08 (26.62)	1:18.52 (27.44)	1:45.92 (27.40)	
2:13.59 (27.67)	2:41.14 (27.55)	3:08.67 (27.53)	3:36.14 (27.47)	
4:03.60 (27.46)	4:28.76 (25.16)			
2 Hogan, Brian R	JR	Yale University-CT	NT	4:30.65
24.49	51.49 (27.00)	1:18.83 (27.34)	1:46.40 (27.57)	
2:13.78 (27.38)	2:41.39 (27.61)	3:09.08 (27.69)	3:36.68 (27.60)	
4:04.28 (27.60)	4:30.65 (26.37)			
3 Ankosko, Nick C	JR	Penn State University-MA	NT	4:32.16
24.83	51.87 (27.04)	1:19.40 (27.53)	1:47.14 (27.74)	
2:14.96 (27.82)	2:42.88 (27.92)	3:10.52 (27.64)	3:38.23 (27.71)	
4:05.52 (27.29)	4:32.16 (26.64)			
4 Lerude, Ben E	SO	Yale University-CT	NT	4:37.39
25.29	52.37 (27.08)	1:20.02 (27.65)	1:48.18 (28.16)	
2:16.47 (28.29)	2:44.53 (28.06)	3:12.66 (28.13)	3:41.18 (28.52)	
4:09.53 (28.35)	4:37.39 (27.86)			
5 Stasiunas, Matthew C	FR	Penn State University-MA	NT	4:38.27
24.42	51.33 (26.91)	1:19.00 (27.67)	1:47.25 (28.25)	
2:15.86 (28.61)	2:44.54 (28.68)	3:13.53 (28.99)	3:42.37 (28.84)	
4:10.69 (28.32)	4:38.27 (27.58)			
6 O'Neill, Ryan		Penn State University-MA	NT	4:40.73
24.69	52.18 (27.49)	1:19.81 (27.63)	1:48.15 (28.34)	
2:16.43 (28.28)	2:44.62 (28.19)	3:13.18 (28.56)	3:42.28 (29.10)	
4:11.84 (29.56)	4:40.73 (28.89)			
7 Bell, Dirk D	FR	Yale University-CT	NT	x4:44.73
25.84	54.01 (28.17)	1:22.64 (28.63)	1:51.56 (28.92)	
2:20.74 (29.18)	2:49.49 (28.75)	3:18.46 (28.97)	3:47.66 (29.20)	
4:16.70 (29.04)	4:44.73 (28.03)			
--- Gross, David		Penn State University-MA	NT	SCR

**Rutgers/Penn State/Yale - 01-16-2015 to 01-17-2015****Real-Time Results at www.besmarttinc.com****Follow Be Smartt Inc on Facebook & Twitter!****Results****Men 1000 Yard Freestyle**

Name	Yr	School	Seed Time	Finals Time
1 Hyogo, Kei	FR	Yale University-CT	NT	9:08.64
24.95	52.14 (27.19)	1:19.93 (27.79)	1:47.64 (27.71)	
2:15.41 (27.77)	2:43.09 (27.68)	3:10.94 (27.85)	3:38.72 (27.78)	
4:06.54 (27.82)	4:34.30 (27.76)	5:02.01 (27.71)	5:29.74 (27.73)	
5:57.50 (27.76)	6:25.27 (27.77)	6:52.92 (27.65)	7:20.57 (27.65)	
7:48.14 (27.57)	8:15.87 (27.73)	8:43.39 (27.52)	9:08.64 (25.25)	
2 Hogan, Brian R	JR	Yale University-CT	NT	9:14.57
25.13	52.68 (27.55)	1:20.50 (27.82)	1:48.33 (27.83)	
2:16.34 (28.01)	2:44.20 (27.86)	3:12.16 (27.96)	3:40.06 (27.90)	
4:08.17 (28.11)	4:36.29 (28.12)	5:04.12 (27.83)	5:32.22 (28.10)	
6:00.60 (28.38)	6:28.79 (28.19)	6:56.68 (27.89)	7:24.82 (28.14)	
7:52.74 (27.92)	8:20.51 (27.77)	8:48.29 (27.78)	9:14.57 (26.28)	
3 Lerude, Ben E	SO	Yale University-CT	NT	9:22.92
25.62	53.09 (27.47)	1:20.99 (27.90)	1:49.14 (28.15)	
2:17.38 (28.24)	2:45.56 (28.18)	3:13.85 (28.29)	3:42.13 (28.28)	
4:10.37 (28.24)	4:38.82 (28.45)	5:07.07 (28.25)	5:35.26 (28.19)	
6:03.73 (28.47)	6:32.39 (28.66)	7:00.78 (28.39)	7:29.35 (28.57)	
7:57.75 (28.40)	8:26.29 (28.54)	8:54.91 (28.62)	9:22.92 (28.01)	
4 Ankosko, Nick C	JR	Penn State University-MA	NT	9:32.53
26.18	54.16 (27.98)	1:22.59 (28.43)	1:51.28 (28.69)	
2:20.12 (28.84)	2:49.07 (28.95)	3:18.15 (29.08)	3:47.34 (29.19)	
4:16.66 (29.32)	4:45.79 (29.13)	5:14.60 (28.81)	5:43.22 (28.62)	
6:11.59 (28.37)	6:40.05 (28.46)	7:08.72 (28.67)	7:37.43 (28.71)	
8:06.08 (28.65)	8:35.04 (28.96)	9:04.00 (28.96)	9:32.53 (28.53)	
5 Gross, David		Penn State University-MA	NT	9:39.23
25.80	54.10 (28.30)	1:23.04 (28.94)	1:52.06 (29.02)	
2:20.72 (28.66)	2:49.47 (28.75)	3:18.68 (29.21)	3:47.81 (29.13)	
4:17.14 (29.33)	4:46.55 (29.41)	5:15.83 (29.28)	5:44.85 (29.02)	
6:14.03 (29.18)	6:43.68 (29.65)	7:13.29 (29.61)	7:42.61 (29.32)	
8:12.06 (29.45)	8:41.81 (29.75)	9:10.94 (29.13)	9:39.23 (28.29)	
6 Stasiunas, Matthew C	FR	Penn State University-MA	NT	9:42.61
25.45	53.41 (27.96)	1:22.23 (28.82)	1:51.17 (28.94)	
2:20.62 (29.45)	2:49.87 (29.25)	3:19.36 (29.49)	3:48.95 (29.59)	
4:18.64 (29.69)	4:48.17 (29.53)	5:17.75 (29.58)	5:47.55 (29.80)	
6:17.08 (29.53)	6:46.90 (29.82)	7:16.48 (29.58)	7:46.12 (29.64)	
8:15.55 (29.43)	8:44.85 (29.30)	9:14.01 (29.16)	9:42.61 (28.60)	
7 Bell, Dirk D	FR	Yale University-CT	NT	x9:50.73
26.47	55.54 (29.07)	1:24.92 (29.38)	1:54.14 (29.22)	
2:23.87 (29.73)	2:53.64 (29.77)	3:23.62 (29.98)	3:53.51 (29.89)	
4:23.30 (29.79)	4:52.98 (29.68)	5:23.22 (30.24)	5:53.36 (30.14)	
6:23.05 (29.69)	6:52.95 (29.90)	7:22.96 (30.01)	7:52.83 (29.87)	
8:22.54 (29.71)	8:52.28 (29.74)	9:21.90 (29.62)	9:50.73 (28.83)	

**Rutgers/Penn State/Yale - 01-16-2015 to 01-17-2015****Real-Time Results at www.besmarttinc.com****Follow Be Smartt Inc on Facebook & Twitter!****Results****Men 100 Yard Backstroke**

45.62 D1A

48.49 D1B

Name	Yr	School	Seed Time	Finals Time
1 Savoy, Nate R	JR	Penn State University-MA	NT	48.65
23.36		48.65 (25.29)		
2 Nee, Shawn X	FR	Yale University-CT	NT	50.17
24.47		50.17 (25.70)		
3 Harder, Rob B	SR	Yale University-CT	NT	50.28
25.00		50.28 (25.28)		
4 Mauer, Tim C	SO	Penn State University-MA	NT	50.90
24.75		50.90 (26.15)		
5 Lazris, Mike B	SR	Yale University-CT	NT	51.73
25.39		51.73 (26.34)		
6 Magee, Ryan T	JR	Penn State University-MA	NT	52.01
25.44		52.01 (26.57)		
7 Stang, Kevin C	JR	Yale University-CT	NT	x52.09
25.75		52.09 (26.34)		

**Rutgers/Penn State/Yale - 01-16-2015 to 01-17-2015****Real-Time Results at www.besmarttinc.com****Follow Be Smartt Inc on Facebook & Twitter!****Results****Men 200 Yard Backstroke****1:40.88 D1A****1:46.39 D1B**

Name	Yr	School	Seed Time	Finals Time
1 Savoy, Nate R 24.66	JR	Penn State University-MA 51.30 (26.64)	NT 1:19.00 (27.70)	1:47.08 1:47.08 (28.08)
2 Harder, Rob B 25.78	SR	Yale University-CT 53.03 (27.25)	NT 1:20.76 (27.73)	1:47.98 1:47.98 (27.22)
3 Nee, Shawn X 25.86	FR	Yale University-CT 53.04 (27.18)	NT 1:20.79 (27.75)	1:48.53 1:48.53 (27.74)
4 Stang, Kevin C 26.01	JR	Yale University-CT 53.90 (27.89)	NT 1:22.27 (28.37)	1:50.51 1:50.51 (28.24)
5 Schultz, Alex J 26.46	SO	Yale University-CT 55.11 (28.65)	NT 1:23.50 (28.39)	x1:51.99 1:51.99 (28.49)
6 Mauer, Tim C 26.12	SO	Penn State University-MA 53.82 (27.70)	NT 1:22.60 (28.78)	1:52.17 1:52.17 (29.57)
7 Magee, Ryan T 26.77	JR	Penn State University-MA 55.61 (28.84)	NT 1:23.93 (28.32)	1:52.85 1:52.85 (28.92)

**Rutgers/Penn State/Yale - 01-16-2015 to 01-17-2015****Real-Time Results at www.besmarttinc.com****Follow Be Smartt Inc on Facebook & Twitter!****Results****Men 100 Yard Breaststroke****52.29 D1A****55.39 D1B**

	Name	Yr	School	Seed Time	Finals Time
1	Heymann, Andrew J 26.45	SR	Yale University-CT	NT	56.33
2	Schuehler, Andrew R 27.30	FR	Penn State University-MA	NT	57.18
3	Kao, Derek 27.11	FR	Yale University-CT	NT	57.42
4	Ekstrom, Jonathan A 27.26	JR	Penn State University-MA	NT	58.10
5	Grimm, Harrison M 28.00	SO	Penn State University-MA	NT	59.08
6	Gu, Harry 28.01	FR	Yale University-CT	NT	59.20
7	Goss, Alex A 28.13	SO	Yale University-CT	NT	x59.90

**Rutgers/Penn State/Yale - 01-16-2015 to 01-17-2015****Real-Time Results at www.besmarttinc.com****Follow Be Smartt Inc on Facebook & Twitter!****Results****Men 200 Yard Breaststroke****1:53.68 D1A****1:59.79 D1B**

Name	Yr	School	Seed Time	Finals Time
1 Heymann, Andrew J 27.06	SR	Yale University-CT	NT	2:00.87
		57.21 (30.15) 1:28.92 (31.71)	2:00.87 (31.95)	
2 Rutter, Jonathan D 27.82	FR	Yale University-CT	NT	2:02.72
		59.54 (31.72) 1:31.26 (31.72)	2:02.72 (31.46)	
3 Kao, Derek 28.08	FR	Yale University-CT	NT	2:03.01
		59.16 (31.08) 1:30.59 (31.43)	2:03.01 (32.42)	
4 Ekstrom, Jonathan A 28.80	JR	Penn State University-MA	NT	2:05.19
		1:00.94 (32.14) 1:33.20 (32.26)	2:05.19 (31.99)	
5 Schuehler, Andrew R 27.84	FR	Penn State University-MA	NT	2:06.91
		59.27 (31.43) 1:32.51 (33.24)	2:06.91 (34.40)	
6 Goss, Alex A 29.71	SO	Yale University-CT	NT	x2:08.80
		1:02.52 (32.81) 1:35.58 (33.06)	2:08.80 (33.22)	
7 Grimm, Harrison M 29.45	SO	Penn State University-MA	NT	2:11.93
		1:02.62 (33.17) 1:36.72 (34.10)	2:11.93 (35.21)	

**Rutgers/Penn State/Yale - 01-16-2015 to 01-17-2015****Real-Time Results at www.besmarttinc.com****Follow Be Smartt Inc on Facebook & Twitter!****Results****Men 100 Yard Butterfly**

45.91 D1A

48.29 D1B

Name	Yr	School	Seed Time	Finals Time
1 Firmansyah, Alwin A 23.04	SR	Yale University-CT	NT	49.37
2 Madley, Kyle J 23.84	JR	Penn State University-MA	NT	50.26
3 Lazris, Mike B 23.86	SR	Yale University-CT	NT	50.77
4 Kim, Yu-Bin 24.28	FR	Yale University-CT	NT	51.45
5 Seiferth, Jonathan W 24.15	SO	Penn State University-MA	NT	51.55
6 Skibniewski, Michael 24.13		Penn State University-MA	NT	51.84
7 Clark, Brian W 24.96	JR	Yale University-CT	NT	x53.12
8 Walker, Will S 25.30	FR	Penn State University-MA	NT	x53.70

**Rutgers/Penn State/Yale - 01-16-2015 to 01-17-2015****Real-Time Results at www.besmarttinc.com****Follow Be Smartt Inc on Facebook & Twitter!****Results****Men 200 Yard Butterfly****1:42.85 D1A****1:47.99 D1B**

	Name	Yr	School	Seed Time	Finals Time	
1	Firmansyah, Alwin A 23.95	SR	Yale University-CT 51.29 (27.34)	NT 1:19.21 (27.92)	1:47.92 (28.71)	D1B
2	Schultz, Alex J 25.23	SO	Yale University-CT 53.34 (28.11)	NT 1:21.67 (28.33)	1:51.08 (29.41)	
3	Madley, Kyle J 25.05	JR	Penn State University-MA 53.94 (28.89)	NT 1:23.13 (29.19)	1:52.10 (28.97)	
4	Seiferth, Jonathan W 25.23	SO	Penn State University-MA 54.30 (29.07)	NT 1:23.52 (29.22)	1:53.72 (30.20)	
5	Yang, Will W 25.24	JR	Yale University-CT 53.76 (28.52)	NT 1:23.05 (29.29)	1:55.45 (32.40)	
6	Kim, Yu-Bin 25.69	FR	Yale University-CT 54.65 (28.96)	NT 1:25.48 (30.83)	1:56.09 (30.61)	x1:56.09
7	Ahlberg, Joseph 26.04		Penn State University-MA 55.20 (29.16)	NT 1:25.80 (30.60)	1:57.79 (31.99)	



Rutgers/Penn State/Yale - 01-16-2015 to 01-17-2015

Real-Time Results at www.besmarttinc.com

Follow Be Smartt Inc on Facebook & Twitter!

Results

Men 200 Yard IM

1:42.76 D1A

1:49.09 D1B

Name	Yr	School	Seed Time	Finals Time
1 Savoy, Nate R 24.16	JR	Penn State University-MA 51.26 (27.10)	NT 1:24.60 (33.34)	1:50.51 1:50.51 (25.91)
2 Heymann, Andrew J 24.41	SR	Yale University-CT 52.70 (28.29)	NT 1:24.47 (31.77)	1:51.50 1:51.50 (27.03)
3 Rutter, Jonathan D 25.36	FR	Yale University-CT 55.11 (29.75)	NT 1:27.10 (31.99)	1:53.27 1:53.27 (26.17)
4 Nee, Shawn X 25.25	FR	Yale University-CT 53.37 (28.12)	NT 1:27.34 (33.97)	1:54.12 1:54.12 (26.78)
5 Harder, Rob B 25.46	SR	Yale University-CT 53.72 (28.26)	NT 1:29.27 (35.55)	x1:54.88 1:54.88 (25.61)
6 Mauer, Tim C 24.52	SO	Penn State University-MA 53.21 (28.69)	NT 1:28.51 (35.30)	1:56.71 1:56.71 (28.20)
7 Glenn, Kevin M 25.66	SO	Penn State University-MA 54.91 (29.25)	NT 1:29.71 (34.80)	1:58.24 1:58.24 (28.53)
8 Magee, Ryan T 25.89	JR	Penn State University-MA 56.00 (30.11)	NT 1:30.84 (34.84)	x1:58.80 1:58.80 (27.96)

**Rutgers/Penn State/Yale - 01-16-2015 to 01-17-2015****Real-Time Results at www.besmarttinc.com****Follow Be Smartt Inc on Facebook & Twitter!****Results****Men 400 Yard IM****3:42.40 D1A****3:54.49 D1B**

Name	Yr	School	Seed Time	Finals Time
1 Hyogo, Kei	FR	Yale University-CT	NT	3:55.92
25.40	54.21 (28.81)	1:25.40 (31.19)	1:55.38 (29.98)	
2:28.62 (33.24)	3:02.57 (33.95)	3:30.65 (28.08)	3:55.92 (25.27)	
2 Hogan, Brian R	JR	Yale University-CT	NT	3:59.77
26.03	55.72 (29.69)	1:25.73 (30.01)	1:55.58 (29.85)	
2:30.73 (35.15)	3:05.95 (35.22)	3:33.40 (27.45)	3:59.77 (26.37)	
3 Stang, Kevin C	JR	Yale University-CT	NT	4:01.46
25.72	54.91 (29.19)	1:24.74 (29.83)	1:54.19 (29.45)	
2:30.21 (36.02)	3:05.67 (35.46)	3:33.99 (28.32)	4:01.46 (27.47)	
4 Gross, David		Penn State University-MA	NT	4:05.44
26.31	56.25 (29.94)	1:27.53 (31.28)	1:57.92 (30.39)	
2:32.99 (35.07)	3:09.18 (36.19)	3:37.66 (28.48)	4:05.44 (27.78)	
5 Ahlberg, Joseph		Penn State University-MA	NT	4:07.10
25.84	55.00 (29.16)	1:26.70 (31.70)	1:57.74 (31.04)	
2:32.81 (35.07)	3:08.79 (35.98)	3:38.19 (29.40)	4:07.10 (28.91)	
6 Lerude, Ben E	SO	Yale University-CT	NT	x4:08.23
26.48	55.64 (29.16)	1:27.95 (32.31)	1:59.40 (31.45)	
2:36.08 (36.68)	3:12.81 (36.73)	3:40.94 (28.13)	4:08.23 (27.29)	
7 Glenn, Kevin M	SO	Penn State University-MA	NT	4:08.93
25.22	54.60 (29.38)	1:25.82 (31.22)	1:57.37 (31.55)	
2:33.13 (35.76)	3:09.25 (36.12)	3:39.46 (30.21)	4:08.93 (29.47)	



Rutgers/Penn State/Yale - 01-16-2015 to 01-17-2015

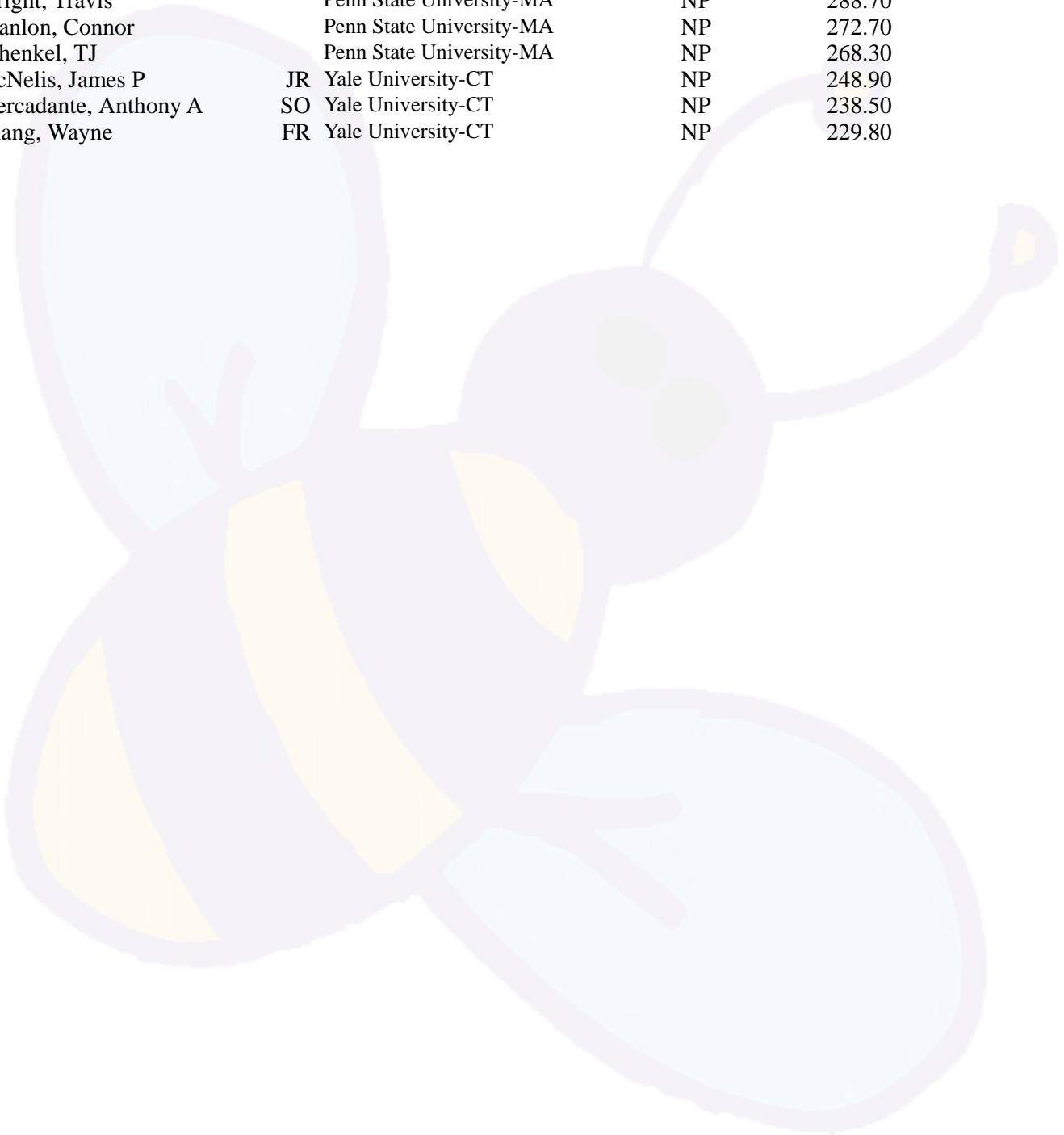
Real-Time Results at www.besmarttinc.com

Follow Be Smartt Inc on Facebook & Twitter!

Results

Men 1 mtr Diving

	Name	Yr	School		Finals Score
1	Wright, Travis		Penn State University-MA	NP	288.70
2	Scanlon, Connor		Penn State University-MA	NP	272.70
3	Schenkel, TJ		Penn State University-MA	NP	268.30
4	McNelis, James P	JR	Yale University-CT	NP	248.90
5	Mercadante, Anthony A	SO	Yale University-CT	NP	238.50
6	Zhang, Wayne	FR	Yale University-CT	NP	229.80





Rutgers/Penn State/Yale - 01-16-2015 to 01-17-2015

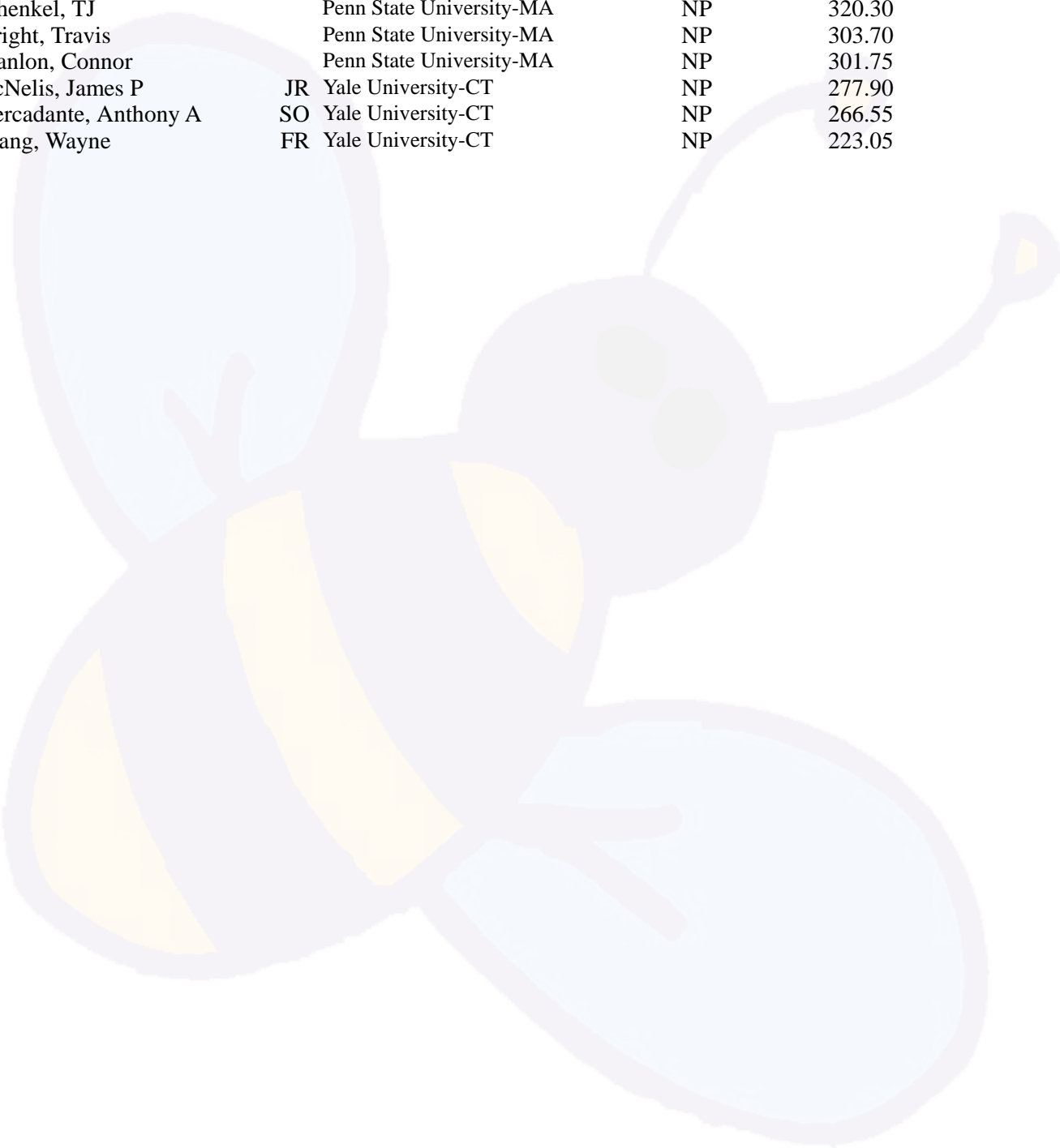
Real-Time Results at www.besmarttinc.com

Follow Be Smartt Inc on Facebook & Twitter!

Results

Men 3 mtr Diving

	Name	Yr	School		Finals Score
1	Schenkel, TJ		Penn State University-MA	NP	320.30
2	Wright, Travis		Penn State University-MA	NP	303.70
3	Scanlon, Connor		Penn State University-MA	NP	301.75
4	McNelis, James P	JR	Yale University-CT	NP	277.90
5	Mercadante, Anthony A	SO	Yale University-CT	NP	266.55
6	Zhang, Wayne	FR	Yale University-CT	NP	223.05



**Rutgers/Penn State/Yale - 01-16-2015 to 01-17-2015****Real-Time Results at www.besmarttinc.com****Follow Be Smartt Inc on Facebook & Twitter!****Results****Men 200 Yard Freestyle Relay****1:18.02 D1A****1:18.62 D1B**

Team	Relay	Seed Time	Finals Time
1 Penn State University-MA	A	NT	1:21.66
1) Savoy, Nate R JR	2) Young, Jeff B JR	3) Bantley, Robert D FR	4) Ryan, Shane P SO
20.94	41.23 (20.29)	1:02.07 (20.84)	1:21.66 (19.59)
2 Yale University-CT	A	NT	1:21.94
1) Greenberg, Aaron S SO	2) Zhang, Victor T JR	3) Harder, Rob B SR	4) Miao, Oscar S SO
20.84	41.06 (20.22)	1:01.51 (20.45)	1:21.94 (20.43)
3 Penn State University-MA	B	NT	1:24.17
1) Grillo, Matt SO	2) Kantz, Zach	3) O'Neill, Ryan	4) Virgilio, Lawrence J JR
21.32	41.97 (20.65)	1:03.11 (21.14)	1:24.17 (21.06)
4 Yale University-CT	B	NT	1:25.99
1) Firmansyah, Alwin A SR	2) Lazris, Mike B SR	3) Clark, Brian W JR	4) Kim, Yu-Bin FR
21.30	42.44 (21.14)	1:04.25 (21.81)	1:25.99 (21.74)
5 Penn State University-MA	C	NT	x1:26.72
1) Walker, William	2) Skibniewski, Michael	3) Madley, Kyle J JR	4) Schuehler, Andrew R FR
21.79	43.82 (22.03)	1:05.05 (21.23)	1:26.72 (21.67)
6 Yale University-CT	C	NT	x1:28.54
1) Kao, Derek FR	2) Wingerson, Andy A SR	3) Yang, Will W JR	4) Schultz, Alex J SO
22.05	43.97 (21.92)	1:05.96 (21.99)	1:28.54 (22.58)

**Rutgers/Penn State/Yale - 01-16-2015 to 01-17-2015****Real-Time Results at www.besmarttinc.com****Follow Be Smartt Inc on Facebook & Twitter!****Results****Men 400 Yard Freestyle Relay****2:53.11 D1A****2:54.66 D1B**

Team	Relay		Seed Time	Finals Time
1 Penn State University-MA	A		NT	2:58.98
1) Savoy, Nate R JR	2) Bantley, Robert D FR	3) Grillo, Matt SO	4) Ryan, Shane P SO	
21.70	45.39 (45.39)	1:06.71 (21.32)	1:30.02 (44.63)	
1:51.49 (21.47)	2:15.52 (45.50)	2:36.03 (20.51)	2:58.98 (43.46)	
2 Yale University-CT	A		NT	2:59.88
1) Zhang, Victor T JR	2) Firmansyah, Alwin A SR	3) Heymann, Andrew J SR	4) Greenberg, Aaron S SO	
21.94	45.58 (45.58)	1:06.96 (21.38)	1:30.67 (45.09)	
1:51.72 (21.05)	2:15.51 (44.84)	2:36.21 (20.70)	2:59.88 (44.37)	
3 Penn State University-MA	B		NT	3:03.59
1) Young, Jeff B JR	2) Kantz, Zach	3) Stasiunas, Matthew C FR	4) Mauer, Tim C SO	
21.68	45.78 (45.78)	1:07.25 (21.47)	1:31.90 (46.12)	
1:53.28 (21.38)	2:17.10 (45.20)	2:38.95 (21.85)	3:03.59 (46.49)	
4 Yale University-CT	B		NT	3:06.09
1) Miao, Oscar S SO	2) Lazris, Mike B SR	3) Rutter, Jonathan D FR	4) Harder, Rob B SR	
21.93	46.20 (46.20)	1:08.47 (22.27)	1:33.04 (46.84)	
1:55.59 (22.55)	2:20.05 (47.01)	2:42.25 (22.20)	3:06.09 (46.04)	
5 Yale University-CT	C		NT	x3:14.98
1) Yang, Will W JR	2) Gu, Harry FR	3) Wingerson, Andy A SR	4) McDonald, Kendrick P JR	
23.62	48.53 (48.53)	1:11.49 (22.96)	1:36.30 (47.77)	
1:59.19 (22.89)	2:24.55 (48.25)	2:48.34 (23.79)	3:14.98 (50.43)	
--- Penn State University-MA	C		NT	DQ
1) Virgilio, Lawrence J JR	2) O'Neill, Ryan	3) Walker, Will S FR	4) Skibniewski, Michael	
22.55	47.53 (47.53)	1:09.70 (22.17)	1:33.93 (46.40)	
1:56.65 (22.72)	2:21.78 (47.85)	2:44.56 (22.78)	DQ (48.33)	

**Rutgers/Penn State/Yale - 01-16-2015 to 01-17-2015****Real-Time Results at www.besmarttinc.com****Follow Be Smartt Inc on Facebook & Twitter!****Results****Men 200 Yard Medley Relay****1:25.63 D1A****1:26.58 D1B**

Team	Relay	Seed Time	Finals Time
1 Penn State University-MA	A	NT	1:29.60
1) Savoy, Nate R JR	2) Schuehler, Andrew R FR	3) Madley, Kyle J JR	4) Ryan, Shane P SO
22.29	47.51 (25.22)	1:09.81 (22.30)	1:29.60 (19.79)
2 Yale University-CT	A	NT	1:30.41
1) Nee, Shawn X FR	2) Heymann, Andrew J SR	3) Greenberg, Aaron S SO	4) Zhang, Victor T JR
23.35	48.74 (25.39)	1:10.47 (21.73)	1:30.41 (19.94)
3 Penn State University-MA	B	NT	1:32.16
1) Bantley, Robert D FR	2) Ekstrom, Jonathan A JR	3) Skibniewski, Michael	4) Young, Jeff B JR
23.48	49.23 (25.75)	1:12.06 (22.83)	1:32.16 (20.10)
4 Yale University-CT	B	NT	1:32.73
1) Lazris, Mike B SR	2) Kao, Derek FR	3) Firmansyah, Alwin A SR	4) Miao, Oscar S SO
23.80	50.09 (26.29)	1:12.27 (22.18)	1:32.73 (20.46)
5 Yale University-CT	C	NT	x1:36.76
1) Schultz, Alex J SO	2) Goss, Alex A SO	3) Kim, Yu-Bin FR	4) Clark, Brian W JR
24.87	51.35 (26.48)	1:15.02 (23.67)	1:36.76 (21.74)
6 Penn State University-MA	C	NT	x1:37.51
1) Ahlberg, Joseph	2) Grimm, Harrison M SO	3) Seiferth, Jonathan W SO	4) Walker, William
25.24	52.59 (27.35)	1:15.83 (23.24)	1:37.51 (21.68)
7 Yale University-CT	D	NT	x1:39.78
1) Wingerson, Andy A SR	2) McDonald, Kendrick P JR	3) Yang, Will W JR	4) Gu, Harry FR
25.41	53.10 (27.69)	1:16.93 (23.83)	1:39.78 (22.85)

**Rutgers/Penn State/Yale - 01-16-2015 to 01-17-2015****Real-Time Results at www.besmarttinc.com****Follow Be Smartt Inc on Facebook & Twitter!****Results****Men 400 Yard Medley Relay****3:09.40 D1A****3:11.03 D1B**

Team	Relay		Seed Time	Finals Time
1 Yale University-CT	A		NT	3:18.53
1) Nee, Shawn X FR	2) Heymann, Andrew J SR	3) Firmansyah, Alwin A SR	4) Zhang, Victor T JR	
24.26	49.92 (49.92)	1:15.59 (25.67)	1:45.38 (55.46)	
2:07.95 (22.57)	2:34.42 (49.04)	2:55.06 (20.64)	3:18.53 (44.11)	
2 Penn State University-MA	A		NT	3:19.88
1) Ryan, Shane P SO	2) Schuehler, Andrew R FR	3) Madley, Kyle J JR	4) Young, Jeff B JR	
23.25	48.04 (48.04)	1:14.12 (26.08)	1:44.70 (56.66)	
2:07.66 (22.96)	2:34.15 (49.45)	2:55.80 (21.65)	3:19.88 (45.73)	
3 Yale University-CT	B		NT	3:24.05
1) Stang, Kevin C JR	2) Kao, Derek FR	3) Lazris, Mike B SR	4) Greenberg, Aaron S SO	
24.77	51.18 (51.18)	1:18.15 (26.97)	1:48.63 (57.45)	
2:12.08 (23.45)	2:39.14 (50.51)	2:59.99 (20.85)	3:24.05 (44.91)	
4 Penn State University-MA	B		NT	3:27.36
1) Magee, Ryan T JR	2) Ekstrom, Jonathan A JR	3) Skibniewski, Michael	4) Grillo, Matt SO	
24.84	51.72 (51.72)	1:19.13 (27.41)	1:49.64 (57.92)	
2:13.20 (23.56)	2:41.07 (51.43)	3:02.92 (21.85)	3:27.36 (46.29)	
5 Yale University-CT	C		NT	x3:29.58
1) Schultz, Alex J SO	2) Goss, Alex A SO	3) Kim, Yu-Bin FR	4) Miao, Oscar S SO	
25.30	52.56 (52.56)	1:19.99 (27.43)	1:51.40 (58.84)	
2:15.75 (24.35)	2:43.26 (51.86)	3:04.69 (21.43)	3:29.58 (46.32)	
6 Penn State University-MA	C		NT	x3:29.94
1) Glenn, Kevin M SO	2) Grimm, Harrison M SO	3) Seiferth, Jonathan W SO	4) Virgilio, Lawrence J JR	
25.75	53.37 (53.37)	1:20.61 (27.24)	1:52.22 (58.85)	
2:15.56 (23.34)	2:42.61 (50.39)	3:04.88 (22.27)	3:29.94 (47.33)	
7 Yale University-CT	D		NT	x3:38.12
1) Wingerson, Andy A SR	2) McDonald, Kendrick P JR	3) Clark, Brian W JR	4) Gu, Harry FR	
26.26	54.22 (54.22)	1:22.09 (27.87)	1:54.72 (1:00.50)	
2:19.62 (24.90)	2:49.61 (54.89)	3:12.98 (23.37)	3:38.12 (48.51)	