



# PENN STATE HOCKEY

## 2014-15 NITTANY LIONS

GoPSUsports.com // Twitter & Instagram: PennStateMHKY // Facebook.com/PennStateMensHockey  
Contact: Jeremy Fallis // jeremy.fallis@psu.edu // @GoPSUJeremy // O: (814) 863-1388 // C: (814) 206-6544

### 2014-15 SCHEDULE

Overall: 16-10-4 // Home: 11-2-3 // Away: 4-5-0 // Neutral: 1-3-1  
Big Ten: 8-5-1-0 // Home: 5-2-1-0 // Away: 3-3-0-0

Date	Opponent	Result/Time
Oct. 10	CONNECTICUT	T (OT) 2-2
Oct. 11	CONNECTICUT	W 7-1
Oct. 17	<sup>1</sup> vs. Alaska Anchorage	T (OT) 3-3
Oct. 18	<sup>1</sup> at Alaska	L 3-4
Oct. 24	HOLY CROSS	W 3-1
Oct. 26	HOLY CROSS	W 7-1
Oct. 30	BENTLEY	W 3-2
Oct. 31	BENTLEY	W 3-2
Nov. 14	at #4 UMass Lowell	L 3-5
Nov. 15	at #4 UMass Lowell	W 4-1
Nov. 21	* at Michigan	W 3-2
Nov. 22	* at Michigan	L 1-8
Nov. 29	<sup>2</sup> vs. Cornell	L 1-3
Dec. 5	* at Wisconsin	W 5-2
Dec. 6	* at Wisconsin	W 4-2
Dec. 29	<sup>3</sup> vs. Robert Morris	L 2-4
Dec. 30	<sup>3</sup> vs. Western Michigan	L 1-4
Jan. 9	* OHIO STATE	L (OT) 4-5
Jan. 10	* OHIO STATE	W 4-1
Jan. 16	* MICHIGAN STATE	T (SOL) 2-2
Jan. 17	* MICHIGAN STATE	W 5-2
Jan. 23	NORTHERN MICHIGAN	W 5-4
Jan. 24	NORTHERN MICHIGAN	T (OT) 5-5
Jan. 31	<sup>4</sup> vs. #14 Vermont	W 4-2
Feb. 6	* WISCONSIN	W 5-2
Feb. 7	* WISCONSIN	W 4-1
Feb. 13	* at Michigan State	L 0-3
Feb. 14	* at Michigan State	L 2-3
Feb. 20	* #15 MINNESOTA	L 1-2
Feb. 21	* #15 MINNESOTA	W (OT) 4-3
Feb. 27	* at Ohio State	6:30 p.m.
Feb. 28	* at Ohio State	7:00 p.m.
March 6	* MICHIGAN	7:00 p.m.
March 7	* MICHIGAN	3:00 p.m.
March 13	* at #15 Minnesota	8:00 p.m.
March 14	* at #15 Minnesota	8:00 p.m.

### 2015 BIG TEN TOURNAMENT

March 19	^ Big Ten Quarterfinals	4:30/8 p.m.
March 20	^ Big Ten Semifinals	4:30/8 p.m.
March 21	^ Big Ten Final	8:00 p.m.

All Times Eastern

Home games in CAPS at Pegula Ice Arena

\* Big Ten Conference games

^ Big Ten Tournament; Detroit (Joe Louis Arena)

<sup>1</sup> Brice Goal Rush; Fairbanks, Alaska (Carlson Center)

<sup>2</sup> Frozen Apple; New York (Madison Square Garden)

<sup>3</sup> Three Rivers Classic; Pittsburgh (CONSOL Energy Center)

<sup>4</sup> Philadelphia College Hockey Faceoff (Wells Fargo Center)

Rankings based on USA Today/USA Hockey poll



**PENN STATE NITTANY LIONS**  
(16-10-4, 8-5-1-0 Big Ten)

**OHIO STATE BUCKEYES**  
(9-17-2, 4-10-0-0 Big Ten)

GAME 31: February 27, 2015 • 6:30 p.m. • Value City Arena • Columbus, Ohio

### GAME DAY

VENUE	Value City Arena (17,500)
TELEVISION	Big Ten Network
STREAMING TV	BTN2Go
TALENT	Fred Pletsch (pxp), Rob Andriga (analysis)
RADIO	Penn State Sports Network
STREAMING AUDIO	GoPSUsports.com LIVE (\$)
TALENT	Brian Tripp (pxp), Tim King (analysis)
SERIES RECORD	Ohio State leads 4-3-0
LAST MEETING	Jan. 10, 2015; PSU 4-1 (at Pegula Ice Arena)
NEXT TIME OUT	Feb. 28 at Ohio State, 7 p.m.

### GAME STORIES

- PSU travels to Ohio State for critical two-game Big Ten series
- Nittany Lions sit two points back of first place in the Big Ten with six games to go
- Goalie **PJ Musico** expected to start for seventh time this season on Friday night
- Penn State looking for its first true road victory since Dec. 6 at Wisconsin
- Penn State defensemen have 24 points in last 10 games, had just 26 in first 20 games
- **Luke Juha's** overtime goal gave PSU its first win over Minnesota; The Nittany Lions have now beaten all five conference opponents
- Ohio State has split its last two series vs. Wisconsin and Michigan

### PENN STATE AT OHIO STATE COMPARISON

TEAM STATS			LEADERS		
Overall record	16-10-4	9-17-2	Points	Bailey (35)	Fritz (19)
Conference record	8-5-1	4-10-0	Goals	Bailey (20)	Greco (14)
Conf. Shootout W-L	0-1	0-0	Assists	Holstrom (23)	Lampasso (12)
Goals scored	100	74	PPG	Bailey/Loik (4)	Fritz/Greco (3)
Goals scored per game	3.3	2.6	SHG	Four with 1	Greco (1)
Goals allowed	82	99	GWG	Goodwin (4)	Greco (3)
Goals allowed per game	2.7	3.5	Penalties	Conway (15)	Healey (14)
First period goals	24	18	PIM	Varley (31)	Healey (50)
Second period goals	36	22	Shots	Bailey (178)	Greco (118)
Third period goals	39	32	Shot Pct.	Scheid (.203)	Lundey (.129)
Overtime goals	1	2	+/-	Bailey (+13)	Oddo (+5)
Shots	1221	832	GOALTENDER LEADERS		
Shots per game	40.7	29.7	Games	Skoff (16)	Frey (17)
Shot pct.	.082	.089	Starts	Skoff (16)	Frey (17)
Assists	160	120	Wins	Skoff (7)	Frey (5)
Penalties per game	4.2	3.8	Saves	Skoff (388)	Frey (484)
Power plays	25-112	13-98	Save Pct.	Skoff (.907)	Frey (.905)
Power-play pct.	.223	.133	GAA	Skoff (2.73)	Frey (3.29)
Penalty kills	86-106	65-89	Records	Skoff (7-5-2)	Tomkins (4-7-1)
Penalty-kill pct.	.811	.730	Musico (5-3-1), McAdam (4-2-1)	Frey (5-10-1)	
Saves	862	775	Shutouts	n/a	Tomkins (1)
Shutouts	0	1	30% of goalie time played to qualify		



@PennStateMHKY



PennStateMensHockey



GoPSUTV



# 2014-15 PENN STATE HOCKEY

## GAME NOTES AT OHIO STATE (FEB. 27)

### NITTANY LIONS HEAD TO OHIO STATE

The Nittany Lions men's hockey team travels to Ohio State for a two-game series at Value City Arena Friday (6:30 p.m.) and Saturday (7 p.m.).

Friday's contest is slated for a 6:30 p.m. puck drop on Big Ten Network and BTN2Go, while Saturday's game will air on American Sports Network and BTN2Go in Ohio and Pennsylvania. In the Keystone State, the game will air on CW 15 in Harrisburg-Lancaster-Lebanon-York, MeTV in Johnstown-Altoona-State College, MyTV 22 in Pittsburgh, MyTV in Scranton/Wilkes-Barre and on WMCN in the Philadelphia area.

### SCOUTING THE BUCKEYES

Ohio State (9-17-2, 4-10-0 Big Ten) has battled multiple injuries during a six-game skid that stretched from Jan. 10 at Penn State to Feb. 7 at Minnesota. Nevertheless, the Buckeyes have battled back of late, splitting at home with Wisconsin and Michigan.

Last weekend, Ohio State took a 5-3 decision at home against the Wolverines, leading for the majority of the game. Matt Johnson and Tanner Fritz had a game-high three points to pace the offense. In the series finale in Michigan, the Wolverines won 5-2 by scoring the game's first four goals despite being out-shot 30-23.

OSU's scoring is filtered out through many players with five scoring 15 points and another five with nine or more points this season. Fritz leads the team with 19 points, but Anthony Greco (14 goals) and Johnson (12) lead the team in scoring. Christian Lampasso has a team-best 12 assists.

In net, Christian Frey has started 17 times with a 5-10-1 record, sporting a .905 save percentage and 3.29 GAA. Matt Tomkins is 4-7-1 this year with a 3.56 GAA and .870 save percentage.

### SERIES HISTORY WITH OHIO STATE

**All-Time Series:** Penn State trails 3-4-0  
**PSU at home:** 2-2-0  
**PSU at OSU:** 0-2-0  
**PSU on Neutral Ice:** 1-0-0  
**PSU Streak:** 1 win  
**First Meeting:** 12/29/12, PSU 5-4  
**Last Meeting:** 1/10/15, PSU 4-1  
**Last PSU Win:** 1/10/15, 4-1  
**Last OSU Win:** 1/9/15, 5-4 (OT)  
**Last Tie:** n/a  
**Largest PSU Win:** 4-1, 1/10/15  
**Largest OSU Win:** 5-1, 1/31/14

### ALL-TIME MEETINGS WITH OHIO STATE

1/10/15	W	4-1	H
1/9/15	L	4-5	OT H
3/15/14	W	4-2	H
3/13/14	L	2-4	H
2/1/14	L	2-5	A
1/31/14	L	1-5	A
12/29/12	W	5-4	N

### GOING IN DIFFERENT DIRECTIONS

Since their first meeting, Penn State and Ohio State have had different results, which have seen PSU remain in contention for a Big Ten title, while OSU fell to fifth.

The Nittany Lions are 6-3-2 in all games since that series, which opened the 2015 portion of the campaign for PSU. Alternatively, Ohio State has had the worst record in the league at 2-7-0, giving up 4.22 goals per game in that span.

### NITTANY LIONS SOLVE THE GOPHERS

Penn State followed up just its second home loss of the season with a rousing 4-3 overtime victory over No. 15 Minnesota on Saturday night thanks to a Luke Juha goal in the extra session.

On Friday, David Goodwin's early tally wouldn't hold up as Minnesota scored twice in the second to hold on for a 2-1 win.

Saturday had a similar start as Curtis Loik put the Lions up 1-0 on a power play goal. Scott Conway scored the first of his two goals on a nifty move around Josh Collins and lifted a backhanded goal for a 2-0 lead in the first.

A pair of Travis Boyd power play goals sandwiched Conway's second of the night, which came in a 4-on-4 situation from Eric Scheid's second assist of the game for a 3-2 lead after two periods.

The Gophers handled play for the majority of the third and finally evened the score with just 39.6 seconds as Sam Warning tapped home an easy goal from Hudson Fasching.

In overtime, an elbowing penalty put the Nittany Lions on their third power play as Juha cashed in with a shot just above the right circle to set off a tremendous celebration as Penn State defeated Minnesota for the first time.

### RUNNING OUT OF FIRSTS

The Nittany Lions are quickly running out of firsts as a new program. With Saturday's win over Minnesota, Penn State has defeated every Big Ten school. The first was Ohio State (Dec. 29, 2013) followed by Michigan State (Jan. 26, 2013), Wisconsin (Feb. 25, 2013), Michigan (Feb. 8, 2014) and finally Minnesota (Feb. 21, 2015).

### WINS OVER RANKED TEAMS

Penn State's victory over No. 15 Minnesota was the program's fifth against ranked competition based on the USA Today/USA Hockey poll.

This season, the Nittany Lions are 3-2-0 against ranked foes this year.

Last season, Penn State went 3-16-0, with all three wins coming against Michigan, while in 2012-13 the Nittany Lions went 1-3-0. Penn State now stands at 6-21-0 all-time against ranked teams.

Prior to Nov. 15, 2014 PSU was 0-8-0 against top-five squads, beating No. 4 UMass Lowell, 4-1.

### MUSICO TO MY EARS

Entering the season, **PJ Musico** was Penn State's third goaltender and didn't see action through the first 16 games of the year. Since then, Musico has played in 10 of the last 14 games, initially in a reserve role earning more playing time on each occasion, before garnering his first start vs. No. 14 Vermont.

Against the Catamounts, Musico made 33 saves to earn his second win of the year, improving to 2-1-1. His 33 saves were the most since making 46 at Wisconsin on Feb. 24, 2014. The start was his first since March 7, 2014, also against Wisconsin.

The following weekend, Musico anchored Penn State's sweep of Wisconsin, improving to 4-1-1 at the time. The senior from California started in a 3-0 loss to Michigan State despite making 31 saves.

Musico started both games against the 15th-ranked Golden Gophers, saving 33 shots in each contest while allowing five goals.

On Tuesday, head coach Guy Gadowsky announced as Friday's starter vs. Ohio State. He is 5-2-1 this season with a 2.23 GAA and .932 save percentage. In even strength play, Musico has allowed just 12 goals in 458 minutes of action.

### OVER/UNDER THREE GOALS

The demarcation line of Penn State's success can be found in one number: 3. All of Penn State's wins have come when scoring at least three goals, while all but one of Penn State's losses have come when giving up three or more goals.

The Nittany Lions are resoundingly better when scoring three goals or more (16-3-2) than not (0-7-2). Defensively,

## 2014-15 BIG TEN CONFERENCE STANDINGS

(as of Feb. 25, 2014)

	GP	Pts.	B1G	GF	GA	Overall	GF	GA	Last 5
Michigan (rv/15)	14	27	9-5-0-0	67	43	17-11-0	111	84	2-3-0
Minnesota (14/14)	14	27	8-3-3-0	57	38	17-10-3	105	76	4-1-0
Michigan State	14	25	7-5-2-2	29	29	13-13-2	64	63	3-2-0
<b>PENN STATE (-/rv)</b>	<b>14</b>	<b>25</b>	<b>8-5-1-0</b>	<b>44</b>	<b>38</b>	<b>16-10-4</b>	<b>100</b>	<b>82</b>	<b>2-3-0</b>
Ohio State	14	12	4-10-0-0	28	49	9-17-2	74	99	2-3-0
Wisconsin	14	10	2-10-2-2	28	53	4-20-4	54	106	2-3-0

(USA Hockey/USCHO Polls); Three points for a win, two for a shootout win, one for a shootout loss

## PAST RESULTS & UPCOMING SCHEDULE

**Friday, Feb. 13**  
 Ohio State 2, Wisconsin 1  
**Michigan State 3, PENN STATE 0**  
 Minnesota 6, Michigan 2

**Saturday, Feb. 14**  
**Michigan State 3, PENN STATE 2**  
 Wisconsin 3, Ohio State 2  
 Minnesota 2, Michigan 0

All Times Eastern

**Friday, Feb. 20**  
**Minnesota 2, PENN STATE 1**  
 Ohio State 5, Michigan 3  
 Wisconsin 2, Michigan State 2

**Saturday, Feb. 21**  
**PENN STATE 4, Minnesota 3 (OT)**  
 Michigan State 3, Wisconsin 0

**Sunday, Feb. 22**  
 Michigan 5, Ohio State 2

**Thursday, Feb. 26**  
 Michigan State at Minnesota, 9 PM

**Friday, Feb. 27**  
**PENN STATE at Ohio State, 6:30 PM**  
 Wisconsin at Michigan, 7:30 PM  
 Michigan State at Minnesota, 9 PM

**Saturday, Feb. 28**  
 Wisconsin at Michigan, 4 PM  
**PENN STATE at Ohio State, 7 PM**

# 2014-15 PENN STATE HOCKEY



the same holds true as Penn State is 14-1-2 when allowing less than three goals, but just 2-9-2 when giving up three or more.

## DEFENSIVE CORPS STEPPING UP OFFENSIVELY

Over the past 10 games, Penn State has received a crucial scoring and assist bump from an unfamiliar place: the defense.

The Nittany Lion defense has contributed six goals and 18 assists for 24 points, which may not seem like a lot in the grand scheme of things, but that's 48 percent of the entire defense's point output for the year.

Games	Goals	Assists	Points	Percent
First 20	1	25	26	52%
Last 10	6	18	24	48%

For Penn State, the production has been widespread with every defenseman that's skated in more than one game tallying at least two points. Luke Juha leads Penn State's defensemen with 14 points on two goals and 12 assists.

## TOP LINE REMAINS PRODUCTIVE, INTACT

Penn State has used 41 different offensive line combinations through 30 games, but one thing has remained constant: **David Goodwin-Taylor Holstrom-Casey Bailey** will play and score.

The three have combined for 37 goals, 46 assists and a plus-42 rating. Currently, the line is 14-8-4 this season.

The threesome have been together in 24 of 28 contests (only times not together were Oct. 17 at Alaska, Dec. 5-6 at Wisconsin and Dec. 30 vs. Western Michigan), accounting for 83 of Penn State's 260 points (31.9 percent).

Only the Richard-Conway-Scheid line (40 points) has more than nine points this season amongst the forwards. Those two lines are also the only ones to play more than nine games together this season.

## FEARSOME THREESOME

Since the turn of the calendar, the Nittany Lions have received three primary point scorers in **Eric Scheid** (17), **Casey Bailey** (16) and **Scott Conway** (14). Bailey has a remarkable plus-13 rating with nearly seven shots per game (6.92) since the start of 2015.

In those 13 games, Scheid has a team best 11 assists, while Conway has 10 helpers. Bailey leads the team in goals with nine in that span. His linemate, **David Goodwin**, is second with seven tallies.

Since the start of February, Scheid, Bailey and Conway have an equal six points. Conway and Bailey have matching two-goal, four-assist lines, while Scheid has one goal and five dishes.

## CONWAY RISING UP THE FRESHMAN CHARTS

Freshman forward **Scott Conway** has upped his scoring production over the past six weeks to become the second-leading scorer in the Big Ten among newcomers.

Conway has 22 points off eight goals and 14 assists, which puts him second to only Dylan Larkin of Michigan.

Since Jan. 9, Conway is the third-leading scorer per game among freshmen in NCAA Division I (1.17 ppg) behind only Larkin and the nation's overall leading scorer, Jack Eichel of BU.

## BAILEY TOPS B1G SCORING CHART, FOUR OFF NATIONAL SCORING LEAD

Behind a Big Ten-leading 20 goals, junior forward **Casey Bailey** has regained his scoring form from 2012-13 that saw him tally 14 goals during his freshman campaign. Last season, Bailey tallied nine goals in 32 games.

Entering this week, Bailey is one of seven players in the country with 20 goals. He is four goals behind Union's Daniel Ciampini (24 goals), but just one goal off of being tied for second with three other players despite playing two less games than all of them.

Bailey ranks third nationally in goals per game (0.67) and tied-for-17th nationally in points per game (1.17)

Bailey is first on the team with 10 multi-point games this season and has 18 in his Penn State career. He has tallied a point in 21 of 30 games this year.

## OFFENSE LOOKS TO REFUEL

Penn State's offense went dormant during its three-game losing streak, tallying just three goals, the fewest in any three-game stretch all season.

Penn State would finally snap out of its scoring funk by dropping four on the Golden Gophers, a trend the Nittany Lions would like to continue against the Buckeyes, against whom Penn State scored eight goals earlier this season.

## JUNIORS PROVIDING THE SCORING

Penn State's juniors have been the most productive scoring class this year with 49 goals and 62 assists for 111 points, which is good for 42.6 percent of the team's total point production.

As for goals, the juniors have tallied 49 percent of the tallies led by leading scorers **Casey Bailey** (20) and **Eric Scheid** (13).

The three other classes combined have totaled 52 goals and 98 assists for 149 points.

## BALANCED NITTANY LION SCORING

Penn State has 100 goals through 30 games, an average of 3.33 goals as opposed to last year's 2.22 average (80 goals in 36 games).

Eight Nittany Lions have tallied 10 or more points so far this season: **Casey Bailey** (35), **Taylor Holstrom** (29), **David Goodwin** (25), **Eric Scheid** (25), **Scott Conway** (22), **Dylan Richard** (18), **Curtis Loik** (17) and **Luke Juha** (14). Last season 12 Lions garnered at least 10 points or more in 36 contests.

Moreover, 19 different Nittany Lions have registered a goal this season with a total of 22 Lions recording a point. In 2013-14 alone, 16 Lions scored goals with 21 total earning points.

## SECOND LINE SCORING HAS EMERGED

Penn State's second line of **Eric Scheid**, **Dylan Richard** and **Scott Conway** has provided an extra scoring boost to the Nittany Lions.

The trio has now appeared in 14 games this season (8-2-2), tallying 15 goals and 25 assists for 40 points. Each of those numbers are second best on the team.

## SCHEID'S CONTRIBUTIONS CONTINUE

Forward **Eric Scheid** missed six games and returned to the ice in impressive fashion, tallying four multi-point games and a pair of two-goal performances to pace the

## PENN STATE'S RECORD IS...

15-14-5	all-time at Pegula Ice Arena
11-2-3	at home
4-5-0	on the road
1-3-1	on neutral ice
11-2-1	when scoring first
5-8-3	when opponent scores first
9-2-1	when leading after the 1st period
3-3-2	when trailing after the 1st period
4-5-1	when tied after the 1st period
13-1-1	when leading after the 2nd period
3-8-2	when trailing after the 2nd period
0-1-1	when tied after the 2nd period
1-1-4	in overtime games
12-8-4	when out-shooting opponent
3-2-0	when out-shot by opponent
1-0-0	when taking same # of shots
9-7-2	when winning more faceoffs
7-3-2	when losing more faceoffs
0-0-0	when tied in faceoffs
8-4-1	when taking more penalties
6-3-2	when taking fewer penalties
2-3-1	when taking the same # of penalties
14-3-1	when scoring a power play goal
2-7-3	when not scoring a power play goal
7-4-2	when allowing a power play goal
9-6-2	when not allowing a power play goal
0-1-0	when scoring 0 goals
0-4-0	when scoring 1 goal
0-2-2	when scoring 2 goals
4-2-1	when scoring 3 goals
6-1-0	when scoring 4 goals
6-0-1	when scoring 5+ goals
0-0-0	when allowing 0 goals
6-0-0	when allowing 1 goal
8-1-2	when allowing 2 goals
1-3-1	when allowing 3 goals
1-3-0	when allowing 4 goals
0-3-1	when allowing 5+ goals
5-1-2	in October
2-3-0	in November
2-2-0	in December
4-1-2	in January
3-3-0	in February
0-0-0	in March
0-1-0	on Monday
0-1-0	on Tuesday
1-0-0	on Thursday
6-4-3	on Friday
8-4-1	on Saturday
1-0-0	on Sunday
6-0-1	during the day
10-10-3	at night
4-1-0	vs. Atlantic Hockey
13-11-1	all-time vs. Atlantic Hockey
8-5-1	vs. Big Ten
15-24-2	all-time vs. Big Ten
0-1-0	vs. ECAC Hockey
0-7-0	all-time vs. ECAC Hockey
3-1-1	vs. Hockey East
0-1-0	vs. NCHC
1-1-2	vs. WCHA
3-2-0	vs. USA Hockey ranked opponents
11-8-4	vs. unranked opponents
8-6-2	when Matthew Skoff starts
4-2-2	when Eamon McAdam starts
4-2-0	when PJ Musico starts
5-4-4	games decided by a goal or less



# 2014-15 PENN STATE HOCKEY

## 2014-15 MEN'S HOCKEY POLLS

### USA Today/USA Hockey (Feb. 23, 2015)

1	North Dakota	20-6-3	1
2	Minnesota State	23-6-2	3
3	Michigan Tech	24-7-1	4
4	Boston University	19-5-2	2
5	Miami	18-9-1	6
6	Minnesota Duluth	18-11-1	7
7	Denver	16-10-2	9
8	Nebraska Omaha	17-8-3	5
9	Quinnipiac	20-8-2	10
10	Boston College	18-10-2	11
11	Bowling Green	18-7-5	8
12	Yale	15-7-3	14
13	Providence	18-10-2	12
14	<b>Minnesota</b>	<b>16-9-3</b>	<b>15</b>
15	Harvard	13-8-3	13

Others Receiving Votes: *St. Cloud State, UMass Lowell, St. Lawrence, Michigan, Robert Morris, Vermont, Colgate*

### USCHO.com (Feb. 23, 2015)

1	North Dakota	22- 6-3	1
2	Minnesota State	23- 6-2	2
3	Michigan Tech	24- 7-1	4
4	Boston University	19- 6-5	3
5	Miami	19-10-1	6
6	Minnesota Duluth	19-12-1	7
7	Denver	18-10-2	9
8	Nebraska Omaha	17-10-3	5
9	Boston College	18-10-3	10
10	Quinnipiac	20- 8-4	11
11	Bowling Green	18- 9-5	8
12	Yale	16- 7-4	13
13	Providence	19-11-2	12
14	<b>UMass Lowell</b>	<b>17-10-5</b>	<b>16</b>
15	<b>Minnesota</b>	<b>17-10-3</b>	<b>17</b>
16	Harvard	14- 9-3	14
17	<b>Michigan</b>	<b>17-11-0</b>	<b>15</b>
18	<b>Vermont</b>	<b>18-11-3</b>	<b>18</b>
19	St. Lawrence	18-11-3	20
20	<b>Robert Morris</b>	<b>21- 6-5</b>	<b>19</b>

Others Receiving Votes: *St. Cloud State, Colgate, Northeastern, PENN STATE, Bemidji State, Notre Dame, Bentley, Merrimack, Canisius*

**Bold indicates 2014-15 opponent**

Penn State offense since Jan. 9.

Scheid has tallied a point in 10 of 13 games since his return. Scheid is second on the team with 13 goals. The Nittany Lions went 2-4-0 in during his absence, which puts PSU at 14-6-4 when Scheid is in the lineup.

### FIRE AWAY!

Penn State likes to shoot the puck. A lot. The Nittany Lions lead NCAA Division I men's hockey with 40.70 shots per game, almost five shots more per game than second best Boston University (36.32).

The Nittany Lions have fired 50 or more shots on six occasions this season, going 4-0-2. Moreover, PSU has attempted 40 or more shots 15 times, going 9-4-2 in those games.

The Nittany Lions have out-shot their opponents in 23 of 30 games this year. PSU is 12-7-4 when out-shooting its opposition.

Contributing to the staggering shot totals is **Casey Bailey** who leads the nation in shots on goal (178), averaging a nation-high 5.93 shots a game. Bailey has three games of 10 shots or more this season.

Penn State ranks third nationally in shots on goal margin per game (+9.23), while Ohio State ranks 38th of 59 teams at -1.50.

Ohio State ranks 35th nationally in shots per game with 29.71, while ranking 38th in shots allowed per game (31.21). PSU is 41st in that category (31.47).

In games where PSU fails to shoot at least 30 times Penn State is 1-1-1 with a tie vs. Alaska Anchorage, a win at Michigan and a loss at Michigan State.

### ROLLING WITH HOLSTROM

Penn State's most productive passer has been **Taylor Holstrom** with six goals and 23 assists for 29 points.

His 23 assists are the most in a Penn State uniform in a single season. Holstrom is one dish away from matching his freshman performance in 2010-11 at Mercyhurst.

Currently, Holstrom is seventh in the nation with 0.85 assists per game.

### BAILEY, HOLSTROM UP FOR HOBEBY BAKER

The forward tandem of **Casey Bailey** and **Taylor Holstrom** were nominated for the Hobey Baker Memorial Award, as announced Wednesday, Jan. 7. Fan voting, which accounts for one percent of all voting, continues through March 8 before the 10 finalists are named.

Bailey leads the Big Ten in goals (20), while Holstrom is six assists off the Big Ten lead with 23.

### IMPROVING IN BIG TEN PLAY

The Nittany Lions started 0-9-0-0 in Big Ten play last season, but finished the year going 3-7-1-0 down the stretch before going 1-1 in the Big Ten Tournament.

After 14 games of Big Ten play, Penn State stands at 8-5-1-0 this season. The Nittany Lions have gone 12-13-2-0 vs. Big Ten competition since Feb. 8, 2014. Penn State has already surpassed its Big Ten win total from last season.

Penn State sits in a tie for third place in the Big Ten with 25 points behind Michigan and Minnesota (27). The Nittany Lions are one of only two Big Ten teams to defeat the

Minnesota this season.

### POWER PLAY WOES CORRECTED?

The Nittany Lions were one of the top power play units in the nation, ranking as high as fifth in mid-December, however PSU had been struggling on the man-advantage of late.

During a six-game home stand (Jan. 9-24) Penn State staggered to a 3-for-31 stretch on the power play, slipping to 14th nationally in power play percentage (20.9).

Following a 2-for-12 weekend vs. NMU, which snapped a 1-for-19 skid, the Nittany Lions pegged Vermont's second-ranked penalty kill for a key goal in three opportunities.

In the series vs. Wisconsin, Penn State went 2-for-6 as PSU rose to ninth in the country with a 22.0 percent conversion rate. A 1-for-7 showing at Michigan State dropped PSU to 21.5 percent.

The lethal power play returned on Saturday with a 2-for-3 showing, including the game-winning goal in overtime. Currently, Penn State rates seventh at .223 on the power play.

Ohio State has the last ranking penalty kill at 73 percent allowing 24 goals in 89 opportunities.

### PACKING THE PEG

Penn State has played to a sellout crowd in 31-of-34 home games, including 15 of 16 this season. More than 6,000 fans have filed into the arena on 20 occasions with a season-high 6,203 see Penn State beat Northern Michigan, 5-4, on Friday, Jan. 23. That crowd was the fourth-best at PIA.

Currently, Penn State ranks seventh in average attendance (6,031) and leads the nation in building capacity percentage (104.3 percent). Only Quinnipiac (103.0) and Minnesota (100.0) can boast a capacity percentage of 100 or more.

Last season, 108,193 total fans packed Pegula Ice Arena during the facility's inaugural campaign, filling the 5,782-seat arena with an average of 6,011 fans per game.

### BLOCKING SUCCESS

Penn State's defense has allowed an average of 31.5 shots per game to reach net this year, but that number would be higher if not for the blocking ability of PSU's defensive corps, which has stopped 417 from reaching frame (13.9 per game), including a season-high 32 in Saturday's upset win over Minnesota.

Senior captain **Patrick Koudys** (56), sophomore **David Thompson** (49) and junior **Luke Juha** (41) and lead the team in the category.

### SKATING THE GAUNTLET AGAIN

Last season, the Nittany Lions faced some of the hardest competition in the country during their second NCAA season. Penn State played seven of 16 NCAA tournament teams and hosted all four No. 1 seeds at Pegula Ice Arena, earning the third-toughest schedule according to the RPI.

This year looks to be difficult as well. Penn State is slated to play games against four 2014 NCAA tourney teams (11 games).

# 2014-15 PENN STATE HOCKEY



## JUHA NAMED BIG TEN PLAYER TO WATCH

Junior defenseman **Luke Juha** was among 16 student-athletes named to the Big Ten Preseason Players to Watch List, the conference announced Wednesday, Sept. 24.

The Academic All-Big Ten member skated in 26 games during the 2013-14 season and collected career highs in goals (4), assists (11), points (15) and power-play goals (4). One of four defenseman to appear on the list, the Mississauga, Ontario native led Big Ten blueliners with four power-play markers, while tying for the team lead in assists and power-play points (8).

During his career, the defenseman has collected 35 points (6g, 29a) in 68 games entering this weekend.

## OH CAPTAIN, MY CAPTAIN

On June 6, head coach **Guy Gadowsky** announced that redshirt-senior defenseman **Patrick Koudys** was named team captain. Redshirt-senior defenseman **Nate Jensen** (third season) and junior forward **David Glen** (second year) will reprise their roles as alternate captains.

## NITTANY LIONS TABBED SIXTH

The Penn State squad was picked to finish sixth in the Big Ten by the conference coaches. PSU finished sixth last season in the conference's inaugural campaign.

## STUDENTS SELL OUT IN THREE MINUTES

Nittany Lion men's hockey fans will pack the nearly 1,000-seat Roar Zone student section for the 2014-15 season as student season tickets sold out in just three minutes Thursday (Sept. 11) morning.

## LOOKING BACK AT THE 2013-14 SEASON

The Nittany Lions' 2013-14 season concluded with a 2-1 loss to second-seeded and eventual Big Ten champion Wisconsin in the semifinal round Friday, March 21. Penn State advanced to the second round with a 2-1 double-overtime victory against Michigan in the quarterfinals March 20.

## PLAYING THEM TIGHT

The Nittany Lions played in 16 one-goal games (5-11-0) in 2013-14, tying for fifth in the country. Clarkson led the nation with 24 one-goal games. This year, Penn State is 4-3-4 in games decided by a goal or less.

## NHL HOPEFULS

The third-year program boasts four NHL draft picks on the 2014-15 roster.

**Eamon McAdam** (2013, New York Islanders), redshirt seniors **Max Gardiner** (2010, St. Louis) and **Patrick Koudys** (2011, Washington) and sophomore **Mike Williamson** (2013, Vancouver) are current NHL prospects.

## ALL IN THE FAMILY

Several Nittany Lions have family connections with the NHL.

**Max Gardiner's** brother, Jake, plays for the Toronto Maple Leafs.

**Tommy Olczyk's** dad, Eddie, was a 16-year NHL veteran who helped the Rangers win the Stanley Cup in 1994. Eddie serves on the NBCSN national broadcast crew and as a member of the Chicago Blackhawks broadcast team.

**Nate Jensen's** father, David, appeared in 18 games over three seasons with the Minnesota North Stars.

**Patrick Koudys' father**, Jim, was a 1982 NHL draft choice

## NCAA TEAM RANKS

(as of Feb. 25, 2015)

Goals (100)	T-10th
Goals Per Game (3.33)	9th
First Period Goals Per Game (0.80)	T-24th
Second Period Goals Per Game (1.20)	11th
Third Period Goals Per Game (1.30)	8th
Goals Against (82)	T-33rd
Goals Against Per Game (2.73)	36th
Goal Differential (+18)	20th
Power-Play Goals (25)	T-18th
Power-Play Percentage (.223)	7th
Fewest Power-Play Goals Against (20)	T-29th
Penalty Kill Percentage (.811)	37th
<b>Shots on Goal Per Game (40.70)</b>	<b>1st</b>

## NCAA INDIVIDUAL RANKS

(Top 50 as of Feb. 25, 2015)

### POINTS

Casey Bailey (35)	T-20th
-------------------	--------

### POINTS PER GAME

Casey Bailey (1.17)	T-17th
Taylor Holstrom (1.07)	T-27th
Eric Scheid (1.04)	33rd

### GOALS

Casey Bailey (20)	T-5th
Eric Scheid (13)	T-45th
David Goodwin (13)	T-45th

### GOALS PER GAME

Casey Bailey (0.67)	3rd
Eric Scheid (0.54)	T-20th
David Goodwin (0.45)	T-47th

### ASSISTS

Taylor Holstrom (23)	T-15th
----------------------	--------

### ASSISTS PER GAME

Taylor Holstrom (0.85)	7th
------------------------	-----

### POWER PLAY GOALS

Casey Bailey (4)	T-46th
Curtis Loik (4)	T-46th

### GAME-WINNING GOALS

David Goodwin (4)	T-11th
Eric Scheid (3)	T-31st

### ASSISTS (Defensemen)

Luke Juha (12)	T-39th
----------------	--------

### POINTS (Freshmen)

Scott Conway (22)	T-18th
-------------------	--------

### GOALS (Freshmen)

Scott Conway (8)	T-23rd
------------------	--------

### ASSISTS (Freshmen)

Scott Conway (14)	T-17th
-------------------	--------

## BIG TEN TEAM RANKS

(as of Feb. 25, 2015)

Goals (100)	3rd
Goals Per Game (3.33)	3rd
First Period Goals Per Game (0.80)	3rd
Second Period Goals Per Game (1.20)	3rd
Third Period Goals Per Game (1.30)	2nd
Goals Against (82)	3rd
Goals Against Per Game (2.73)	3rd
Goal Differential (+18)	3rd
Power-Play Goals (25)	2nd
Power-Play Percentage (.223)	3rd
Least Power-Play Goals Against (20)	3rd
Penalty Kill Percentage (.811)	3rd
<b>Shots on Goal Per Game (40.70)</b>	<b>1st</b>

## BIG TEN INDIVIDUAL RANKS

(Top 10 as of Feb. 25, 2015)

### POINTS

Casey Bailey (35)	3rd
Taylor Holstrom (29)	7th
David Goodwin (25)	T-9th
Eric Scheid (25)	T-9th

### POINTS PER GAME

Casey Bailey (1.17)	4th
Taylor Holstrom (1.07)	6th
Eric Scheid (1.04)	7th

### GOALS

<b>Casey Bailey (20)</b>	<b>1st</b>
Eric Scheid (13)	T-5th
David Goodwin (13)	T-5th

### GOALS PER GAME

<b>Casey Bailey (0.67)</b>	<b>1st</b>
Eric Scheid (0.54)	4th
David Goodwin (0.45)	10th

### ASSISTS

Taylor Holstrom (23)	4th
Casey Bailey (15)	T-10th

### ASSISTS PER GAME

Taylor Holstrom (0.85)	T-4th
------------------------	-------

### GAME-WINNING GOALS

David Goodwin (4)	2nd
Eric Scheid (3)	T-3rd
Casey Bailey (2)	T-10th
Dylan Richard (2)	T-10th

### POWER-PLAY GOALS

Casey Bailey (4)	T-7th
Curtis Loik (4)	T-7th

### SHORT-HANDED GOALS

Taylor Holstrom (1)	T-3rd
Tommy Olczyk (1)	T-3rd
Eric Scheid (1)	T-3rd
Dylan Richard (1)	T-3rd

### PLUS-MINUS

Casey Bailey (+13)	T-5th
David Goodwin (+12)	8th
Connor Varley (+11)	T-9th

### POINTS (Defensemen)

Luke Juha (14)	4th
----------------	-----

### GOALS (Defensemen)

Luke Juha (2)	T-9th
Connor Varley (2)	T-9th

### ASSISTS (Defensemen)

Luke Juha (12)	4th
Erik Autio (8)	T-6th

### POINTS (Freshmen)

Scott Conway (22)	2nd
-------------------	-----

### GOALS (Freshmen)

Scott Conway (8)	2nd
James Robinson (3)	T-9th

### ASSISTS (Freshmen)

Scott Conway (14)	T-2nd
Erik Autio (8)	T-7th

### SAVES

Matthew Skoff (388)	6th
Eamon McAdam (240)	9th
PJ Musico (234)	10th

### SAVE PERCENTAGE

Matthew Skoff (.907)	4th
----------------------	-----

### GOALS-AGAINST AVERAGE

Matthew Skoff (2.73)	4th
----------------------	-----



# 2014-15 PENN STATE HOCKEY

of the New York Islanders.

## WESTERN INFLUENCE

Three players on the squad hail from non-traditional hockey markets on or near the west coast.

Forward **Taylor Holstrom** and goalie **PJ Musico** are from California, while freshman forward **Kenny Brooks** calls Las Vegas, Nevada, home.

## NHL CAMP ATTENDEES

Six Nittany Lions participated in NHL development camps over the summer.

PLAYER	TEAM
<b>Casey Bailey:</b>	Calgary Flames
<b>Patrick Koudys:</b>	Washington Capitals
<b>Eamon McAdam:</b>	New York Islanders
<b>Zach Saar:</b>	Washington Capitals
<b>Matthew Skoff:</b>	Philadelphia Flyers
<b>Eric Sheid:</b>	Minnesota Wild

## THIS IS BIG TEN HOCKEY

In league action, each Big Ten team will play 20 league games, including 10 home contests.

Big Ten teams are awarded three points for a regulation or overtime victory, two points for a shootout win and one point for a shootout loss.

Big Ten schools have won a combined 23 national championships, more than any other league.

The Big Ten Hockey Conference is the only major football conference to sponsor men's hockey.

The 2015 league tournament will take place at Joe Louis Arena in Detroit with the tournament champion earning the league's automatic bid to the NCAA tournament.

## ACROSS THE POND

Freshman newcomers **Erik Autio** (Finland) and **Scott Conway** (England) are the first overseas players in the Penn State program, both hailing from Europe.

## WELCOME HOME

Penn State opened the 5,782-seat Pegula Ice Arena with a 4-1 win against Army Oct. 11, 2013.

The arena was brought to fruition through an initial \$88 million donation - the largest in University history - in September 2010 from Penn State alumnus Terry Pegula and his wife, Kim. The Pegulas added to that figure to bring their total donation to \$102, supplying \$90 million for the facility.

The \$90 million facility broke ground in early February 2012 and was turned over to Penn State in September 2013.

## NEXT TIME OUT

Penn State returns to Pegula Ice Arena for the final time this season for a crucial series with co-leader Michigan. Friday's game is set for 7 p.m. while Saturday's home finale is slated for 3 p.m. The Nittany Lions will honor their senior class on Saturday. Both games can be seen online through BTN Plus.

## 2014-15 HONORS

**Casey Bailey**  
Big Ten First Star of the Week (11/18)

**David Glen**  
Big Ten Third Star of the Week (12/9)

**David Goodwin**  
Big Ten Second Star of the Week (1/20)

**Taylor Holstrom**  
Big Ten Third Star of the Week (11/18)

**Luke Juha**  
Big Ten Player to Watch

**Curtis Loik**  
Three Rivers Classic All-Tourney Team (12/30)

**Eamon McAdam**  
Big Ten Third Star of the Week (1/13)

**PJ Musico**  
Big Ten Third Star of the Week (2/10)

**Matthew Skoff**  
Big Ten Third Star of the Week (10/14, 10/28)  
Brice Alaska Goal Rush All-Tourney Team (10/18)

**David Thompson**  
Big Ten Third Star of the Week (2/3)

## 2014-15 MEDIA INFORMATION

**Penn State Athletic Communications**  
Primary Contact: Jeremy Fallis  
Email: jeremy.fallis@psu.edu  
Office: 814-863-1388

**Interviews**  
Penn State student-athletes and coaches are available for interviews after practice on Tuesday. Please contact Jeremy Fallis in advance for specific player requests.

**Credentials**  
Contact Jeremy Fallis for home game credentials at Pegula Ice Arena.

**Postgame**  
Head coach Guy Gadowsky and requested student-athletes are available to the media following each game in the media room. Please alert the communications staff during the game of any requests.

**Yearbook**  
A complimentary copy of the 2014-15 Penn State men's hockey yearbook will be made available to members of the media. The public may purchase copies for \$8 online.

[GoPSUsports.com](http://GoPSUsports.com)

[Facebook.com/PennStateMensHockey](https://www.facebook.com/PennStateMensHockey)

[@PennStateMHKY](https://twitter.com/PennStateMHKY)

## SCORING BY CLASS

Class	G	A	PTS
Freshmen	12	26	38
Sophomores	23	34	57
Juniors	49	62	111
Seniors	16	38	54
<b>Totals</b>	<b>100</b>	<b>160</b>	<b>260</b>

## SCORING BY POSITION

Class	G	A	PTS
Forwards	93	120	213
Defensemen	7	40	47
<b>Totals</b>	<b>100</b>	<b>160</b>	<b>260</b>

## SITUATIONAL SCORING

Situation	GF	GA	+/-
6-on-5	3	2	+3
6-on-4	0	0	-
6-on-3	0	0	-
5-on-6	4	2	+2
5-on-5	58	53	+5
5-on-4	26	1	+25
5-on-3	0	0	-
4-on-6	0	0	-
4-on-5	4	18	-14
4-on-4	4	4	E
4-on-3	0	0	-
3-on-6	0	0	-
3-on-5	0	2	-2
3-on-4	0	0	-
3-on-3	0	0	-
Penalty Shot	1	0	+1
<b>Totals</b>	<b>100</b>	<b>82</b>	<b>+18</b>

## SPECIAL TEAMS

Power Play	G	Att.	Pct.
Home	14	65	.215
Away	8	32	.250
Neutral	3	15	.200
Non-Conference	14	66	.212
Big Ten	11	46	.239
<b>Totals</b>	<b>25</b>	<b>112</b>	<b>.223</b>

Penalty Kill	Kills	Att.	Pct.
Home	45	55	.818
Away	27	31	.871
Neutral	14	20	.700
Non-Conference	42	54	.778
Big Ten	44	52	.846
<b>Totals</b>	<b>86</b>	<b>106</b>	<b>.824</b>

# 2014-15 PENN STATE HOCKEY



## THE LAST TIME PENN STATE...

Scored six goals	10/27/12 . . . . . at Sacred Heart (W, 6-3)
Scored seven goals	10/26/14 . . . . . vs. Holy Cross (W, 7-1)
Scored five goals in a period	10/26/14 . . . . . Third vs. Holy Cross (W, 7-1)
Allowed seven goals	2/7/14 . . . . . vs. #10 Michigan (L, 7-3)
Allowed eight goals	11/22/14 . . . . . at Michigan (L, 8-1)
Allowed five goals in a period	11/22/14 . . . . . First at Michigan (L, 8-1)
Had a shutout	2/14/14 . . . . . vs. #10 Michigan (W, 4-0)
Had a shutout at home	2/14/14 . . . . . vs. #10 Michigan (W, 4-0)
Had a shutout on the road	12/11/12 . . . . . at Fredonia State (W, 4-0)
Had a shutout on neutral ice	never
Had back-to-back shutouts	never
Was ranked in USCHO Top 20	2/9/15 . . . . . No. 19
Was ranked in USCHO Top 10	never
Was ranked in USA Hockey Top 15	never
Was ranked in USA Hockey Top 10	never
Was shut out	2/13/15 . . . . . at Michigan State (L, 3-0)
Was shut out at home	11/14/13 . . . . . vs. #13 UMass Lowell (L, 4-0)
Was shut out on the road	2/13/15 . . . . . at Michigan State (L, 3-0)
Was shut out on neutral ice	12/28/12 . . . . . vs. Robert Morris (L, 6-0)
Beat a ranked foe	2/21/15 . . . . . vs. #15 Minnesota (W, 4-3 OT)
Beat a top-5 ranked foe	11/15/14 . . . . . at #4 UMass Lowell (W, 4-1)
Beat a ranked foe	2/21/15 . . . . . vs. #15 Minnesota (W, 4-3 OT)
Beat a ranked foe on the road	11/15/14 . . . . . at #4 UMass Lowell (W, 4-1)
Beat a ranked foe on neutral ice	1/31/15 . . . . . vs. #14 Vermont (W, 4-2)
Won an OT game	2/21/15 . . . . . vs. #15 Minnesota (W, 4-3 OT)
Won an OT game at home	2/21/15 . . . . . vs. #15 Minnesota (W, 4-3 OT)
Won an OT game on the road	2/21/14 . . . . . #10 Michigan (W, 5-4 (OT) - GWG: Goodwin)
Won an OT game on neutral ice	3/20/14 . . . . . vs. #12 Michigan (W, 2-1 OT - GWG: Glen)
Tied a game	1/24/15 . . . . . vs. Northern Michigan (T, 5-5 OT)
Tied a game at home	1/24/15 . . . . . vs. Northern Michigan (T, 5-5 OT)
Lost a game in OT	1/9/15 . . . . . vs. Ohio State (L, 5-4 OT)
Lost a game in OT at home	1/9/15 . . . . . vs. Ohio State (L, 5-4 OT)
Lost a game in OT on the road	12/7/12 . . . . . at Holy Cross (L, 5-4 OT)
Lost a game in OT on neutral ice	never
Won a shootout	never
Lost a shutout	1/24/15 . . . . . vs. Northern Michigan (T, 5-5; L, 3-2 in 4)
Player scored a hat trick	1/9/15 . . . . . C. Bailey vs. Ohio State (L, 5-4 OT)
Opponent player had a hat trick	12/28/13 . . . . . D. Straight, Boston College (L, 8-2)
Player scored a four goals/gm.	never
Opponent player had four goals	11/1/13 . . . . . C. Wydo, Robert Morris (W, 5-4)
Had 50-59 shots	1/23/15 . . . . . 53 vs. Northern Michigan (W, 5-4)
Had 60+ shots	1/24/15 . . . . . 64 vs. Northern Michigan (T, 5-5)
Allowed 50+ shots	3/20/14 . . . . . 53 vs. #12 Michigan (W, 2-1 2OT)
Held opponent shotless in a period	never
Scored more than 1 PPG	2/21/15 . . . . . vs. #15 Minnesota (W, 4-3 OT; 2-for-3 PPG)
Scored a short-handed goal	1/24/15 . . . . . E. Scheid vs. Northern Michigan (T, 5-5)
Scored two SH goals	never
Allowed a short-handed goal	11/22/14 . . . . . A. Copp at Michigan (L, 8-1)
Attempted a penalty shot	10/10/14 . . . . . T. Olczyk vs. Connecticut (goal)
Scored a penalty shot	10/10/14 . . . . . T. Olczyk vs. Connecticut
Defended a penalty shot	11/1/1 . . . . . C. Wydo at Robert Morris (goal)
Had 5 different goal scorers	2/6/15 . . . . . Bailey, Goodwin, Holstrom, . . . . . Olczyk, Scheid vs. Wisconsin (W, 5-2)
Had 6 different goal scorers	10/26/14 . . . . . Bailey, Conway (2), Friedman, Glen, . . . . . Loik, Scheid vs. Holy Cross (W, 7-1)
Committed zero penalties	1/17/14 . . . . . at Michigan State (L, 3-0)



# 2014-15 PENN STATE HOCKEY

## 2014-15 LINEUP BREAKDOWNS

FORWARD LINES							
LW	C	RW	GP	Record	Pts.	+/-	
Goodwin	Holstrom	Bailey	26	14-8-4	37-46-83	+42	
*Richard	Conway	Scheid	14	8-2-2	15-25-40	+6	
DeRosa	Gardiner	Friedman	9	7-2-0	4-3-7	+1	
Loik	Glen	Brooks	7	4-2-1	4-5-9	+4	
Loik	Glen	Robinson	6	3-2-1	2-4-6	+6	
Olczyk	Gardiner	DeRosa	5	2-2-1	4-3-7	+6	
Robinson	Conway	Scheid	5	3-2-0	4-3-7	+5	
Olczyk	Gardiner	Saar	4	1-2-1	0-0-0	-6	
Robinson	Glen	Brooks	3	2-1-0	3-3-6	+1	
Loik	Brooks	Olczyk	3	2-1-0	2-1-3	-1	
Goodwin	Richard	Bailey	2	2-0-0	3-5-8	+5	
Loik	Conway	Richard	2	0-2-0	2-2-4	+3	
Loik	Conway	Olczyk	2	2-0-0	1-2-3	-3	
Loik	Robinson	Brooks	2	1-0-1	1-0-1	E	
Olczyk	DeRosa	Saar	2	2-0-0	0-0-0	E	
Olczyk	Gardiner	Robinson	2	1-0-1	0-0-0	-2	
Loik	Conway	Milley	2	0-2-0	0-0-0	-6	
Olczyk	Brooks	DeRosa	2	0-2-0	0-0-0	-6	
Robinson	Gardiner	Friedman	2	0-2-0	0-0-0	-7	
Olczyk	Conway	Scheid	1	1-0-0	2-3-5	+5	
Richard	Scheid	Milley	1	1-0-0	2-2-4	+5	
Glen	Gardiner	Brooks	1	1-0-0	0-3-3	+1	
Richard	Conway	DeRosa	1	1-0-0	1-1-2	+2	
Loik	Gardiner	Robinson	1	1-0-0	0-2-2	+3	
Loik	Glen	Conway	1	0-0-1	1-1-2	+3	
Richard	Scheid	Robinson	1	0-1-0	1-1-2	+2	
DeRosa	Richard	Olczyk	1	0-0-1	1-1-1	+1	
Loik	Richard	Brooks	1	1-0-0	0-1-1	E	
Richard	Scheid	Brooks	1	0-0-1	1-0-1	-2	
Loik	Scheid	Robinson	1	1-0-0	1-0-1	-3	
Loik	Glen	Olczyk	1	1-0-0	1-0-1	-3	
DeRosa	Richard	Scheid	1	0-1-0	0-1-1	-3	
DeRosa	Gardiner	Saar	1	1-0-0	0-0-0	E	
Robinson	Gardiner	DeRosa	1	1-0-0	0-0-0	E	
Robinson	Gardiner	Saar	1	0-1-0	0-0-0	E	
Robinson	Glen	Saar	1	0-1-0	0-0-0	-1	
Conway	Scheid	Milley	1	0-0-1	0-0-0	-2	
Loik	DeRosa	Olczyk	1	0-1-0	0-0-0	-3	
DeRosa	Olczyk	Saar	1	0-1-0	0-0-0	-5	
Goodwin	Conway	Bailey	1	0-1-0	0-0-0	-6	
Olczyk	Holstrom	Bailey	1	0-1-0	0-0-0	-6	

\* includes games where Richard was center

## DEFENSIVE PAIRS

D	D	GP	Record	Pts.	+/-
Koudys	Thompson	21	11-7-3	1-7-8	+3
Juha	Autio	18	11-7-0	2-15-17	-1
Jensen	Varley	13	5-3-3	2-9-11	+13
Jensen	Sweetland	7	4-3-0	0-0-0	-2
Koudys	Varley	6	3-3-0	1-3-4	+5
Williamson	Autio	4	2-1-1	0-2-2	-1
Jensen	Juha	3	1-1-1	0-3-3	+3
Jensen	Williamson	3	1-2-0	0-1-1	-8
Williamson	Sweetland	3	2-1-0	0-0-0	E
Juha	Koudys	2	1-0-1	0-1-1	+2
Autio	Thompson	2	1-0-1	0-0-0	+5
Autio	Sweetland	2	0-1-1	0-0-0	-3
Juha	Sweetland	1	1-0-0	1-0-1	E
Koudys	Sweetland	1	1-0-0	0-1-1	+2
Williamson	Varley	1	1-0-0	0-0-0	+2
Juha	Varley	1	1-0-0	0-0-0	+2
Jensen	Thompson	1	0-1-0	0-0-0	+2
Autio	Varley	1	0-0-1	0-0-0	-1

Pairing stats remain even if sides switch

## 2014-15 POINT STREAKS

Name	Gms.	Start	End	Pts.
Taylor Holstrom	9	10/10/14	11/15/14	3-13-16
Casey Bailey	6	11/14/14	12/5/14	6-4-10
Eric Scheid	5	11/15/14	1/16/15	5-2-7
Eric Scheid	5	1/23/15	2/7/15	3-6-9
Scott Conway	5	1/23/15	2/7/15	2-6-8
David Goodwin	4	1/9/15	1/17/15	4-4-8
Taylor Holstrom	4	1/9/15	1/17/15	1-4-5
Luke Juha	4	1/16/15	1/31/15	0-4-4
Dylan Richard	3	10/10/14	10/17/14	1-2-3
Curtis Loik	3	10/11/14	10/18/14	1-2-3
Eric Scheid	3	10/18/14	10/26/14	3-1-4
Casey Bailey	3	10/24/14	10/30/14	3-1-4
Erik Autio	3	10/26/14	10/31/14	0-3-3
Dylan Richard	3	10/31/14	12/5/14	1-2-3
Curtis Loik	3	12/6/14	12/30/14	1-2-3
Casey Bailey	3	1/16/15	1/23/15	3-2-5
David Thompson	3	1/23/15	1/31/15	1-2-3
Casey Bailey	3	1/31/15	2/7/15	2-4-6
Taylor Holstrom	3	1/31/15	2/7/15	1-3-4

Note: Streak doesn't end for a missed game; Bold denotes current

## 2014-15 MULTI-POINT GAMES

Name	Games	Last	High (Date)
Casey Bailey	10	2/6/15	1-2-3 (2/6/15)
			2-1-3 (1/17/15)
			3-0-3 (1/9/15)
			1-2-3 (10/11/14)
Taylor Holstrom	7	2/6/15	2-1-3 (10/11/14)
			0-3-3 (11/15/15)
Scott Conway	6	2/21/15	** 2-2-4 (10/26/14)
David Goodwin	5	1/17/15	** 1-3-4 (12/5/14)
Eric Scheid	4	2/21/15	** 2-1-3 (1/10/15)
			2-1-3 (1/24/15)
Dylan Richard	3	1/24/15	** 2-1-3 (1/23/15)
Connor Varley	2	2/6/5	* 1-1-2 (10/18/14)
			* 0-2-2 (2/6/15)
Ricky DeRosa	2	1/24/15	* 1-1-2 (1/24/15)
			0-2-2 (10/26/14)
David Glen	2	1/23/15	1-1-2 (12/5/14)
			1-1-2 (1/23/15)
Curtis Loik	2	1/23/15	** 1-2-3 (10/26/14)
Patrick Koudys	1	1/31/15	** 0-2-2 (1/31/15)
Nate Jensen	1	10/17/14	0-2-2 (10/17/14)
Luke Juha	1	10/11/14	* 0-2-2 (10/11/14)
Jonathan Milley	1	10/11/14	1-1-2 (10/11/14)

\*\* career high; \* ties career high

## PENN STATE CAREERS VS. OHIO STATE

#	PLAYERS	GP	G	A	P	+/-
20	Erik Autio	2	0	1	1	E
25	Casey Bailey	7	6	3	9	+1
13	Kenny Brooks	7	0	0	0	-3
2	Scott Conway	2	0	2	2	+1
21	Ricky DeRosa	5	0	0	0	-4
7	Jacob Friedman	2	0	1	1	+2
27	Max Gardiner	4	0	3	3	E
11	David Glen	4	0	0	0	E
9	David Goodwin	6	3	3	6	-1
28	Taylor Holstrom	7	3	2	5	+2
24	Nate Jensen	7	1	2	3	-2
4	Luke Juha	5	0	3	3	-3
3	Patrick Koudys	6	0	1	1	E
15	Curtis Loik	7	3	0	3	+1
23	Jonathan Milley	2	1	0	1	+2
14	Tommy Olczyk	6	1	0	1	-4
12	Dylan Richard	4	1	3	4	+1
18	James Robinson	2	0	1	1	E
17	Zach Saar	6	0	0	0	-5
19	Eric Scheid	6	2	3	5	-2
6	Peter Sweetland	2	0	0	0	+1
22	David Thompson	6	0	1	1	+2
2	Connor Varley	7	0	2	2	-4
26	Mike Williamson	4	1	0	1	-4

#	GOALIES	GP-GS	GAA	Sv. Pct.	W-L-T	SHO
34	Eamon McAdam	2-2	2.52	.925	1-1-0	0
1	PJ Musico	2-1	4.60	.850	0-2-0	0
31	Matthew Skoff	4-4	3.54	.889	2-1-0	0



# 2014-15 PENN STATE HOCKEY



## PENN STATE SHOOTOUTS

SHOOTERS	Career		2013-14		2014-15		All-Time Shooting by Order							Last Appearance
	Overall	B1G	Overall	B1G	Overall	B1G	1st	2nd	3rd	4th	5th	6th	7th	
Casey Bailey	1-4	0-2	0-1	0-1	1-3	0-1	1-1	-	0-2	0-1	-	-	-	1/16/15 vs. Michigan St.
Kenny Brooks	0-2	0-2	0-1	0-1	0-1	0-1	-	0-1	-	-	-	0-1	-	1/16/15 vs. Michigan St.
Ricky DeRosa	0-1	-	-	-	0-1	-	0-1	-	-	-	-	-	-	1/24/15 vs. Northern Mich.
Jacob Friedman	0-1	0-1	0-1	0-1	-	-	-	-	-	-	0-1	-	-	2/14/14 vs. Michigan St.
David Glen	0-1	0-1	0-1	0-1	-	-	-	-	-	-	-	-	0-1	2/14/14 vs. Michigan St.
David Goodwin	0-1	-	-	-	0-1	-	-	-	0-1	-	-	-	-	10/10/14 vs. Connecticut
Taylor Holstrom	0-1	-	-	-	0-1	-	0-1	-	-	-	-	-	-	10/17/14 vs. Alaska Anchorage
Dylan Richard	0-1	0-1	0-1	0-1	-	-	-	-	0-1	-	-	-	-	2/14/14 vs. Michigan St.
Curtis Loik	0-2	-	0-1	-	0-1	-	-	0-2	-	-	-	-	-	10/17/14 vs. Alaska Anchorage
Eric Scheid	1-5	0-2	0-2	0-1	1-3	0-1	0-3	1-2	-	-	-	-	-	1/24/15 vs. Northern Mich.
Peter Sweetland	1-1	-	-	-	1-1	-	-	-	1-1	-	-	-	-	1/24/15 vs. Northern Mich.
David Thompson	0-1	-	-	-	0-1	-	-	-	-	0-1	-	-	-	1/24/15 vs. Northern Mich.
<b>PENN STATE</b>	<b>3-22</b>	<b>0-10</b>	<b>0-9</b>	<b>0-7</b>	<b>3-13</b>	<b>0-3</b>	<b>1-6</b>	<b>1-6</b>	<b>1-5</b>	<b>0-2</b>	<b>0-1</b>	<b>0-1</b>	<b>0-1</b>	
<b>OPPONENTS</b>	<b>10-21</b>	<b>2-10</b>	<b>3-9</b>	<b>1-7</b>	<b>7-12</b>	<b>1-3</b>								

Note: Shots made-shots attempted

GOALIES	Career		2013-14		2014-15		Last Appearance
	Overall	B1G	Overall	B1G	Overall	B1G	
Eamon McAdam	1-2	1-2	-	-	1-2	1-2	1/16/15 vs. Michigan State
PJ Musico	1-4	-	-	-	1-4	-	1/24/15 vs. Northern Michigan
Matthew Skoff	9-15	6-7	6-9	6-7	3-6	-	10/17/14 vs. Alaska Anchorage
<b>PENN STATE</b>	<b>11-21</b>	<b>7-9</b>	<b>6-9</b>	<b>6-7</b>	<b>5-12</b>	<b>1-2</b>	
<b>OPPONENTS</b>	<b>19-22</b>	<b>10-10</b>	<b>9-9</b>	<b>7-7</b>	<b>10-13</b>	<b>3-3</b>	

Note: Shots saved-shots faced

ALL-TIME RESULTS	Opp.	W/L	Score	Rds.	Goalie
10/25/13	RIT	L	0-2	2	Matthew Skoff
2/14/14	Michigan State	L	0-1	7	Matthew Skoff
10/10/14	Connecticut	L	1-2	3	Matthew Skoff
10/17/14	Alaska Anchorage	L	0-1	3	Matthew Skoff
1/16/15	Michigan State	L	0-1	*3	Eamon McAdam
1/24/15	Northern Michigan	L	2-3	4	PJ Musico

\* MSU only attempted two shots

## ALL-TIME PENN STATE HOCKEY ATTENDANCE RECORDS

Rank	Opponent	Facility	City	Att.	Date	Result
1.	Vermont	Wells Fargo Center	Philadelphia, Pa.	19,529	Jan. 19, 2013	W
2.	Vermont	Wells Fargo Center	Philadelphia, Pa.	17,632	Oct. 26, 2013	L
3.	Cornell	Madison Square Garden	New York, N.Y.	15,027	Nov. 29, 2014	L
4.	Vermont	Wells Fargo Center	Philadelphia, Pa.	11,674	Jan. 31, 2015	W
5.	Robert Morris	CONSOL Energy Center	Pittsburgh, Pa.	11,663	Dec. 28, 2012	L
6.	Ohio State	CONSOL Energy Center	Pittsburgh, Pa.	10,797	Dec. 29, 2012	W
7.	RIT	Blue Cross Arena	Rochester, N.Y.	10,556	Oct. 20, 2012	W
8.	Wisconsin	Kohl Center	Madison, Wis.	10,091	Dec. 6, 2014	W
9.	Wisconsin	Kohl Center	Madison, Wis.	10,079	Dec. 7, 2013	L
10.	Minnesota	Mariucci Arena	Minneapolis, Minn.	10,045	March 1, 2014	L

## PEGULA ICE ARENA ATTENDANCE RECORDS

Rank	Opponent	Attendance	Date	Result
1.	Army	6,370	Oct. 11, 2013	W
2.	Boston College	6,214	Jan. 25, 2014	L
3.	RIT	6,211	Oct. 25, 2013	T
4.	Northern Michigan	6,203	Jan. 23, 2015	W
5.	Michigan	6,170	Feb. 8, 2014	W
6.	Michigan State	6,163	Jan. 17, 2014	W
7.	UMass Lowell	6,158	Nov. 15, 2013	L
	Minnesota	6,158	Feb. 21, 2015	W
9.	Minnesota	6,154	Jan. 13, 2014	L
10.	Minnesota	6,148	Feb. 20, 2015	L

## BEST HOME RECORDS IN NCAA DIVISION I

#	Team	GP	W	L	T	Pct.
1.	Minnesota State	14	<b>12</b>	<b>2</b>	0	<b>.857</b>
2.	Michigan	12	10	2	0	.833
3.	Minnesota	14	11	2	1	.821
4.	<b>PENN STATE</b>	16	11	2	3	.781
5.	Denver	16	<b>12</b>	4	0	.750
	North Dakota	18	<b>12</b>	3	3	.750
	Robert Morris	16	11	3	2	.750
8.	Miami	14	10	4	0	.714
	Providence	14	10	4	0	.714
10.	Michigan Tech	17	<b>12</b>	5	0	.706
11.	Boston College	15	10	4	1	.700

Leading numbers indicated in **BOLD**



# 2014-15 PENN STATE HOCKEY



HC

## GUY GADOWSKY

HEAD COACH • Third Year  
COLORADO COLLEGE '89

Overall Record: 210-248-43 (.462) // Penn State Record: 37-50-6 (.430)

**Guy Gadowsky** is currently guiding the Nittany Lions in his 15th collegiate season at the helm of an NCAA Division I program in 2014-15.

His Nittany Lions have already surpassed overall and conference win totals from a season ago, currently sitting 16-10-4 overall and 8-5-1-0 in the Big Ten. Gadowsky was named head coach of the Penn State men's hockey team on April 24, 2011.

During the 2013-14 campaign, the bench boss guided the Nittany Lions during the Big Ten Conference's first season. Penn State, which faced seven NCAA tournament teams and three Frozen Four participants, capped its season with a 2-1 double-overtime victory against Michigan in the Big Ten quarterfinals.

In 2012-13, Gadowsky led the Nittany Lions to a 13-14-0 record during their inaugural NCAA Division I season. He guided the squad to several marquee victories, including wins against three future Big Ten teams (Michigan State, Ohio State, Wisconsin). Penn State also topped Vermont in front of the largest crowd to watch a college hockey game in an NHL arena (19,529).

Before coming to Happy Valley, Gadowsky served as Princeton's bench boss for seven seasons. In his first five years as head coach, the Tigers improved their win total in each season. In 2008-09, Princeton captured a program-record 22 victories and earned its second straight NCAA tournament appearance.

During the 2007-08 campaign, Gadowsky, who inherited a program that had won a combined eight games in the two seasons prior to his arrival, guided Princeton to both the ECAC

Hockey tournament and Ivy League championships. The team earned its first NCAA tournament berth since 1998, and Gadowsky garnered ECAC Hockey Coach of the Year honors and was a finalist for the Spencer Penrose Award, presented to Division I hockey's top coach. He was also named Inside College Hockey National Coach of the Year.

While at Princeton, Gadowsky had more than 20 players go on to sign professional contracts, with Kevin Westgarth playing for the Stanley Cup champion Los Angeles Kings in 2011-12. Gadowsky also coached two ECAC and Ivy League Players of the Year as Lee Jubinville (2008) and Zane Kalemba (2009) each won the award in their junior seasons.

Prior to Princeton, Gadowsky spent five seasons as head coach of Alaska (1999-2004), where he inherited a team that had not won more than 14 games in the previous five seasons since joining the then-Central Collegiate Hockey Association. After two rebuilding seasons, the 2002 CCHA Coach of the Year led the Nanooks, who were ranked 11th nationally at the end of the season, to their only 20-win campaign since joining the conference and to the most wins in a season in their CCHA history. He followed that up with 15 wins in 2002-03 and 16 victories his last season.

In addition, Alaska twice hosted the first round of the CCHA playoffs in a three-year span, a feat never accomplished prior to Gadowsky's arrival. During his tenure with the Nanooks, his teams set school records for team grade-point average, wins and game attendance.

For his efforts at Fairbanks, Gadowsky en-

tered the Alaska Nanook Athletic Hall of Fame in September 2014.

Before joining the collegiate ranks, Gadowsky spent three seasons (1996-99) as head coach and director of hockey operations for the Fresno Falcons of the West Coast Hockey League. He led the squad to the playoffs in each season and left the team as the winningest coach in franchise history. In his first season, Gadowsky posted a 38-win campaign as he garnered WCHL Coach of the Year accolades.

The Edmonton, Alberta, native played collegiately at Colorado College from 1985-89, serving as team captain as a senior, while also earning the team's Rodman Award, given for outstanding leadership and sportsmanship. The three-time WCHA All-Academic Team member collected 46 points in 134 career games.

Upon graduation, Gadowsky embarked on a seven-year professional career that included stops with the ECHL's Richmond Renegades, the IHL's San Diego Gulls and the AHL's St. John's Maple Leafs and Prince Edward Island Senators. Gadowsky saved his best season for last as he totaled 52 goals and 29 assists for the Fresno Falcons in 1995-96. He earned league MVP and first-team all-star recognition.

In addition, Gadowsky spent a portion of the 1993-94 season competing with the Canadian National Team and also played professionally in Austria, The Netherlands and Sweden.

Gadowsky and his wife, Melissa, have two sons, Mac and Magnus, and a daughter, Mia.

### GADOWSKY CAREER COACHING RECORD

At Alaska						At Penn State Rec.							
	Pct.	Conference	Pct.	Finish	Postseason Finish		Pct.	Conference	Pct.	Finish	Postseason Finish		
1999-2000	6-25-3	.221	4-22-2	.200	12th	-	2012-13	13-14-0	.481	-	-		
2000-01	9-19-8	.361	7-14-7	.375	T-9th	-	2013-14	8-26-2	.250	3-16-1-0	.175	6th	Big Ten Semifinals
2001-02	22-12-3	.635	15-10-3	.589	4th	CCHA Semifinals	2014-15	16-10-4	.600	8-5-1-0	.607		
2002-03	15-14-7	.514	10-11-7	.482	T-8th	CCHA First Round	<b>At PSU</b>	<b>37-50-6</b>	<b>.430</b>	<b>11-21-2-0</b>	<b>.353</b>		
2003-04	16-19-1	.458	14-13-1	.518	6th	CCHA First Round	<b>Career</b>	<b>210-250-43</b>	<b>.462</b>	<b>131-164-33</b>	<b>.450</b>		
<b>At UAF</b>	<b>68-89-22</b>	<b>.441</b>	<b>50-70-20</b>	<b>.462</b>		<b>3 CCHA Tournaments</b>							
At Princeton						At PU							
	Pct.	Conference	Pct.	Finish	Postseason Finish		Pct.	Conference	Pct.	Finish	Postseason Finish		
2004-05	8-20-3	.306	6-14-2	.318	10th	ECAC First Round	105-109-15	.491	70-73-11	.490	2 NCAA Tournaments		
2005-06	10-18-3	.371	7-12-3	.386	T-9th	ECAC First Round							
2006-07	15-16-3	.485	10-10-2	.500	T-6th	ECAC Quarterfinals							
2007-08	21-14-0	.600	14-8-0	.636	2nd*	NCAA First Round							
2008-09	22-12-1	.643	14-8-0	.636	2nd	NCAA First Round							
2009-10	12-16-3	.435	8-12-2	.409	8th	ECAC First Round							
2010-11	17-13-2	.562	11-9-2	.545	T-4th	ECAC First Round							

\* Won ECAC Tournament title

### MILESTONE VICTORIES

1	Oct. 9, 1999	5-1 vs. Ohio State
50	Feb. 23, 2003	2-1 vs. Miami
100	March 3, 2007	2-1 (OT) vs. Brown
150	Jan. 4, 2010	4-3 (OT) vs. #12 Quinnipiac
200	Nov. 15, 2014	4-1 at #4 UMass Lowell

# 2014-15 PENN STATE HOCKEY



## 2014-15 PENN STATE MEN'S HOCKEY NUMERICAL ROSTER

No.	Name	Yr.	Pos.	S/C	Ht.	Wt.	Hometown/Last Team (League)
1	PJ Musico	Sr.	G	L	6-1	199	Orange, Calif./Flin Flon Bombers (SJHL)
2	Connor Varley	Jr.	D	R	5-11	195	Lansdale, Pa./Des Moines Buccaneers (USHL)
3 (C)	Patrick Koudys	R-Sr.	D	L	6-3	215	Smithville, Ontario/Muskegon Lumberjacks (USHL)
4	Luke Juha	Jr.	D	L	5-11	198	Mississauga, Ontario/Vernon Vipers (BCHL)
6	Peter Sweetland	Sr.	D	R	6-2	200	Newtown, Pa./Green Mountain Glades (EJHL)
7	Jacob Friedman	Sr.	F	R	5-9	178	West Bloomfield, Mich./South Shore Kings (EJHL)
9	David Goodwin	So.	F	L	5-10	190	Des Peres, Mo./Cedar Rapids RoughRiders (USHL)
10	Scott Conway	Fr.	F	L	6-0	188	Basingstoke, England/Indiana Ice (USHL)
11 (A)	David Glen	Jr.	F	L	6-1	186	Fort Saskatchewan, Alberta/Spruce Grove Saints (AJHL)
12	Dylan Richard	So.	F	L	6-1	199	Sherwood Park, Alberta/Spruce Grove Saints (AJHL)
13	Kenny Brooks	Jr.	F	R	6-1	205	Las Vegas, Nev./Tri-City Storm (USHL)
14	Tommy Olczyk	Sr.	F	L	5-10	190	Long Grove, Ill./Sioux City Musketeers (USHL)
15	Curtis Loik	Jr.	F	L	6-1	205	North Vancouver, British Columbia/Penticton Vees (BCHL)
17	Zach Saar	So.	F	R	6-5	233	Richland, Mich./Muskegon Lumberjacks (USHL)
18	James Robinson	Fr.	F	L	6-2	190	Cochrane, Alberta/Langley Rivermen (BCHL)
19	Eric Scheid	R-Jr.	F	L	5-11	175	Blaine, Minn./Lincoln Stars (USHL)
20	Erik Autio	Fr.	D	L	5-11	180	Espoo, Finland/Espoo Blues (Jr. A SM-liiga)
21	Ricky DeRosa	So.	F	L	6-1	184	Aston, Pa./Port Huron Fighting Falcons (NAHL)
22	David Thompson	So.	D	R	6-3	215	Glen Mills, Pa./Chilliwack Chiefs (BCHL)
23	Jonathan Milley	Jr.	F	R	6-5	230	Gatineau, Quebec/Pembroke Lumber Kings (CCHL)
24 (A)	Nate Jensen	R-Sr.	D	L	6-0	195	Shorewood, Minn./Mercyhurst (Atlantic Hockey)
25	Casey Bailey	Jr.	F	R	6-3	209	Anchorage, Alaska/Omaha Lancers (USHL)
26	Mike Williamson	So.	D	L	6-4	204	Leduc, Alberta/Spruce Grove Saints (AJHL)
27	Max Gardiner	R-Sr.	F	L	6-4	206	Deephaven, Minn./Dubuque Fighting Saints (USHL)
28	Taylor Holstrom	R-Sr.	F	R	5-9	175	Yorba Linda, Calif./Mercyhurst (Atlantic Hockey)
31	Matthew Skoff	Jr.	G	L	6-2	195	McKees Rocks, Pa./Sioux City Musketeers (USHL)
34	Eamon McAdam	So.	G	L	6-3	201	Perkasie, Pa./Waterloo Black Hawks (USHL)

**Head Coach:** Guy Gadowsky (Colorado College '89, Third season)

**Assistant Coaches:** Keith Fisher (Third season), Matt Lindsay (Third season)

**Volunteer Assistant:** George Lewis (Second Year); **Director of Operations:** Bill Downey (Third season)

ALPHABETICAL ROSTER		PRONUNCIATION GUIDE		LIONS BY LOCATION		LIONS BY POSITION	
<b>No.</b>	<b>Name</b>	<b>Autio</b>	Audio	<b>Alaska (1):</b>	Bailey	<b>Forwards (16):</b>	Bailey, Brooks, Conway, DeRosa, Friedman, Gardiner, Glen, Goodwin, Holstrom, Loik, Milley, Olczyk, Richard, Robinson, Saar, Scheid
20	Erik Autio	<b>Eamon</b>	AY-min	<b>Alberta (4):</b>	Glen, Richard, Robinson, Williamson	<b>Defensemen (8):</b>	Autio, Jensen, Juha, Koudys, Sweetland, Thompson, Varley, Williamson
25	Casey Bailey	<b>Gadowsky</b>	Gah-DOW-skee	<b>British Columbia (1):</b>	Loik	<b>Goalies (3):</b>	McAdam, Musico, Skoff
13	Kenny Brooks	<b>Juha</b>	YOO-ha	<b>California (2):</b>	Holstrom, Musico		
10	Scott Conway	<b>Koudys</b>	KOW-dice	<b>England (1):</b>	Conway		
21	Ricky DeRosa	<b>Milley</b>	MILL-ee	<b>Finland (1):</b>	Autio		
7	Jacob Friedman	<b>Musico</b>	MYOO-si-koh	<b>Illinois (1):</b>	Olczyk		
27	Max Gardiner	<b>Olczyk</b>	Ohl-check	<b>Michigan (2):</b>	Friedman, Saar		
11	David Glen	<b>Richard</b>	Rih-SHARD	<b>Minnesota (3):</b>	Gardiner, Jensen, Scheid		
9	David Goodwin	<b>Saar</b>	SAR	<b>Missouri (1):</b>	Goodwin		
28	Taylor Holstrom	<b>Sheid</b>	SHIDE	<b>Nevada (1):</b>	Brooks		
24	Nate Jensen			<b>Pennsylvania (6):</b>	DeRosa, McAdam, Skoff, Sweetland, Thompson, Varley		
4	Luke Juha			<b>Ontario (2):</b>	Juha, Koudys		
3	Patrick Koudys			<b>Quebec (1):</b>	Milley		
15	Curtis Loik						
34	Eamon McAdam						
23	Jonathan Milley						
1	PJ Musico						
14	Tommy Olczyk						
12	Dylan Richard						
18	James Robinson						
17	Zach Saar						
19	Eric Scheid						
31	Matthew Skoff						
6	Peter Sweetland						
22	David Thompson						
2	Connor Varley						
26	Mike Williamson						





# 2014-15 PENN STATE HOCKEY

## CAREER PLAYER STAT PROFILES

### 20 ERIK AUTIO Fr. • F • Espoo, Finland

YEAR	GP	G	A	PTS	+/-	P-PIM	PP	SH	GW
2014-15	27	1	8	9	-2	4-8	1	0	0

MULTI-POINT GAMES: 0

#### THE LAST TIME AUTIO TALLIED...

1 goal ..... vs. Wisconsin (2/7/15)      1 point ..... vs. Minnesota (2/20/15)  
 1 assist ..... vs. Minnesota (2/20/15)

### 21 RICKY DEROSA So. • F • Aston, Pa.

YEAR	GP	G	A	PTS	+/-	P-PIM	PP	SH	GW
2013-14	32	5	7	12	-9	6-12	0	0	1
2014-15	25	3	5	8	-3	4-8	0	0	0
<b>TOTAL</b>	<b>57</b>	<b>8</b>	<b>12</b>	<b>20</b>	<b>-12</b>	<b>10-20</b>	<b>0</b>	<b>0</b>	<b>1</b>

MULTI-POINT GAMES: 4 (last vs. Northern Michigan, 1/24/15)

#### THE LAST TIME DEROSA TALLIED...

1 goal ..... vs. Northern Michigan (1/24/15)      1 point ..... vs. Vermont (1/31/15)  
 1 assist ..... vs. Vermont (1/31/15)      2 points ..... vs. Northern Michigan (1/24/15)  
 2 assists ..... vs. Holy Cross (12/26/14)

### 25 CASEY BAILEY Jr. • F • Anchorage, Alaska

YEAR	GP	G	A	PTS	+/-	P-PIM	PP	SH	GW
2012-13	27	14	13	27	+1	17-34	4	0	0
2013-14	32	9	4	13	-21	10-20	4	0	0
2014-15	30	20	15	35	+13	13-26	4	0	2
<b>TOTAL</b>	<b>89</b>	<b>43</b>	<b>32</b>	<b>77</b>	<b>-7</b>	<b>40-80</b>	<b>12</b>	<b>0</b>	<b>2</b>

MULTI-POINT GAMES: 18 (last vs. Wisconsin, 2/6/15)

#### THE LAST TIME BAILEY TALLIED...

1 goal ..... at Michigan State (2/14/15)      1 point ..... vs. Minnesota (2/21/15)  
 2 goals ..... vs. Michigan State (1/17/15)      2 points ..... vs. Vermont (1/31/15)  
 3 goals ..... vs. Ohio State (1/9/15)      3 points ..... vs. Wisconsin (2/6/15)  
 1 assist ..... vs. Minnesota (2/21/15)      4 points ..... vs. Ohio State (12/29/12)  
 2 assists ..... vs. Wisconsin (2/6/15)

### 7 JACOB FRIEDMAN Sr. • F • West Bloomfield, Mich.

YEAR	GP	G	A	PTS	+/-	P-PIM	PP	SH	GW
2012-13	13	1	1	2	-3	3-6	0	0	0
2013-14	17	0	2	2	E	2-4	0	0	0
2014-15	11	1	0	1	-3	1-2	0	0	0
<b>TOTAL</b>	<b>41</b>	<b>2</b>	<b>3</b>	<b>5</b>	<b>-6</b>	<b>6-12</b>	<b>0</b>	<b>0</b>	<b>0</b>

MULTI-POINT GAMES: 1 (last at Fredonia State, 12/11/12)

#### THE LAST TIME FRIEDMAN TALLIED...

1 goal ..... vs. Holy Cross (10/26/14)      1 point ..... vs. Holy Cross (10/26/14)  
 1 assist ..... at Ohio State (2/1/14)      2 points ..... at Fredonia State (12/11/12)

### 13 KENNY BROOKS Jr. • F • Las Vegas, Nev.

YEAR	GP	G	A	PTS	+/-	P-PIM	PP	SH	GW
2012-13	25	2	10	12	E	6-23	0	0	1
2013-14	36	4	6	10	-9	14-39	1	0	0
2014-15	20	0	3	3	+1	1-2	0	0	0
<b>TOTAL</b>	<b>81</b>	<b>6</b>	<b>19</b>	<b>25</b>	<b>-8</b>	<b>21-64</b>	<b>1</b>	<b>0</b>	<b>1</b>

MULTI-POINT GAMES: 1 (last vs. Alabama Huntsville, 2/8/13)

#### THE LAST TIME BROOKS TALLIED...

1 goal ..... vs. Wisconsin (3/8/14)      1 point ..... vs. Robert Morris (12/29/14)  
 1 assist ..... vs. Robert Morris (12/29/14)      2 points ..... vs. Alabama Huntsville (2/8/13)  
 2 assists ..... vs. Alabama Huntsville (2/8/13)

### 27 MAX GARDINER R-Sr. • F • Deephaven, Minn.

YEAR	GP	G	A	PTS	+/-	P-PIM	PP	SH	GW
2010-11*	17	1	2	3	-3	5-24	0	0	0
2012-13	27	3	19	22	+5	7-22	2	0	1
2013-14	22	0	1	1	-12	4-8	0	0	0
2014-15	27	3	2	5	-2	5-10	3	0	0
<b>TOTAL</b>	<b>93</b>	<b>7</b>	<b>24</b>	<b>31</b>	<b>-12</b>	<b>21-64</b>	<b>5</b>	<b>0</b>	<b>1</b>

MULTI-POINT GAMES: 5 (last at Wisconsin, 2/25/13) \* at Minnesota

#### THE LAST TIME GARDINER TALLIED...

1 goal ..... at Wisconsin (12/6/14)      1 point ..... vs. Wisconsin (2/6/15)  
 1 assist ..... vs. Wisconsin (2/6/15)      2 points ..... at Wisconsin (2/25/13)  
 2 assists ..... at Wisconsin (2/25/13)      3 points ..... at Michigan State (1/26/13)  
 3 assists ..... at Michigan State (1/26/13)

### 10 SCOTT CONWAY Fr. • F • Basingstoke, England

YEAR	GP	G	A	PTS	+/-	P-PIM	PP	SH	GW
2014-15	28	88	14	22	+2	15-30	3	0	1

MULTI-POINT GAMES: 5 (last vs. Minnesota, 2/21/15)

#### THE LAST TIME CONWAY TALLIED...

1 goal ..... vs. Vermont (1/31/15)      1 point ..... vs. Wisconsin (2/7/15)  
 2 goals ..... vs. Minnesota (2/21/15)      2 points ..... vs. Wisconsin (2/6/15)  
 1 assist ..... vs. Minnesota (2/21/15)      3 points ..... vs. Minnesota (2/21/15)  
 2 assists ..... vs. Wisconsin (2/6/15)      4 points ..... vs. Holy Cross (12/26/14)

### 11 DAVID GLEN Jr. • F • Fort Saskatchewan, Alberta

YEAR	GP	G	A	PTS	+/-	P-PIM	PP	SH	GW
2012-13	27	16	9	25	+9	23-57	2	0	2
2013-14	32	3	6	9	+3	20-62	0	1	0
2014-15	20	4	4	8	+2	6-12	1	0	0
<b>TOTAL</b>	<b>79</b>	<b>23</b>	<b>19</b>	<b>42</b>	<b>+14</b>	<b>49-131</b>	<b>3</b>	<b>1</b>	<b>2</b>

MULTI-POINT GAMES: 9 (last vs. Northern Michigan, 1/23/15)

#### THE LAST TIME GLEN TALLIED...

1 goal ..... vs. Northern Michigan (1/23/15)      1 point ..... at Wisconsin (12/6/14)  
 2 goals ..... vs. Buffalo State (11/3/12)      2 points ..... vs. Northern Michigan (1/23/15)  
 3 goals ..... vs. Alabama Huntsville (2/8/13)      3 points ..... vs. Alabama Huntsville (2/8/13)  
 1 assist ..... vs. Northern Michigan (1/23/15)  
 2 assists ..... at Fredonia State (12/11/12)

# 2014-15 PENN STATE HOCKEY



## CAREER PLAYER STAT PROFILES

### 9 DAVID GOODWIN So. • F • Des Peres, Mo.

YEAR	GP	G	A	PTS	+/-	P-PIM	PP	SH	GW
2013-14	34	7	11	18	-8	10-20	2	0	1
2014-15	29	13	12	25	+12	3-6	0	0	4
<b>TOTAL</b>	<b>63</b>	<b>20</b>	<b>23</b>	<b>43</b>	<b>+4</b>	<b>13-26</b>	<b>2</b>	<b>0</b>	<b>5</b>

MULTI-POINT GAMES: 8 (last vs. Michigan State, 1/17/15)

#### THE LAST TIME GOODWIN TALLIED...

1 goal . . . . . vs. Minnesota (2/20/15)	1 point . . . . . vs. Minnesota (2/20/15)
2 goals . . . . . at Michigan (2/21/14)	2 points . . . . . vs. Bentley (10/30/14)
1 assist . . . . . at UMass Lowell (11/15/14)	3 points . . . . . vs. Michigan State (1/17/15)
2 assists . . . . . vs. Michigan State (1/17/15)	4 points . . . . . at Wisconsin (12/5/14)
3 assists . . . . . at Wisconsin (12/5/14)	

### 28 TAYLOR HOLSTROM R-Sr. • F • Yorba Linda, Calif.

YEAR	GP	G	A	PTS	+/-	P-PIM	PP	SH	GW
2010-11*	36	9	24	33	+8	4-8	6	0	1
2011-12	24	9	8	17	-3	3-6	0	0	3
2013-14	36	8	9	17	-17	10-20	1	1	0
2014-15	27	6	23	29	+10	10-20	2	1	0
<b>TOTAL</b>	<b>123</b>	<b>32</b>	<b>64</b>	<b>96</b>	<b>-2</b>	<b>27-54</b>	<b>9</b>	<b>2</b>	<b>4</b>

MULTI-POINT GAMES: 20 (last vs. Wisconsin, 2/6/15) \* at Mercyhurst

#### THE LAST TIME HOLSTROM TALLIED...

1 goal . . . . . vs. Wisconsin (2/6/15)	1 point . . . . . vs. Minnesota (2/21/15)
2 goals . . . . . vs. Connecticut (10/11/14)	2 points . . . . . vs. Wisconsin (2/6/15)
1 assist . . . . . vs. Minnesota (2/21/15)	3 points . . . . . at UMass Lowell, 11/15/14)
2 assists . . . . . at UMass Lowell, 11/14/14)	4 points . . . . . vs. Connecticut (1/8/11)*
3 assists . . . . . at UMass Lowell, 11/15/14)	

### 24 NATE JENSEN R-Sr. • D • Shorewood, Minn.

YEAR	GP	G	A	PTS	+/-	P-PIM	PP	SH	GW
2010-11*	36	2	14	16	+9	4-8	2	0	0
2012-13	22	2	7	9	+1	1-2	0	0	1
2013-14	28	3	7	10	-13	5-10	2	0	0
2014-15	27	1	6	7	+1	4-19	0	0	0
<b>TOTAL</b>	<b>113</b>	<b>8</b>	<b>34</b>	<b>42</b>	<b>-2</b>	<b>14-39</b>	<b>4</b>	<b>0</b>	<b>1</b>

MULTI-POINT GAMES: 6 (last vs. Alaska Anchorage, 10/17/14) \* at Mercyhurst

#### THE LAST TIME JENSEN TALLIED...

1 goal . . . . . vs. Michigan State (1/17/15)	1 point . . . . . vs. Wisconsin (2/7/15)
1 assist . . . . . vs. Wisconsin (2/7/15)	2 points . . . . . vs. Alaska Anchorage (10/17/14)
2 assists . . . . . vs. Alaska Anchorage (10/17/14)	3 points . . . . . vs. Ohio State (3/15/14)

### 4 LUKE JUHA Jr. • D • Mississauga, Ontario

YEAR	GP	G	A	PTS	+/-	P-PIM	PP	SH	GW
2012-13	19	1	6	7	-1	2-4	0	0	1
2013-14	26	4	11	15	-4	3-6	4	0	0
2014-15	25	2	12	14	+3	5-10	1	0	1
<b>TOTAL</b>	<b>70</b>	<b>7</b>	<b>29</b>	<b>36</b>	<b>-2</b>	<b>10-20</b>	<b>6</b>	<b>0</b>	<b>2</b>

MULTI-POINT GAMES: 5 (last vs. Connecticut, 10/11/14)

#### THE LAST TIME JUHA TALLIED...

1 goal . . . . . vs. Minnesota (2/21/15)	1 point . . . . . vs. Minnesota (2/21/15)
1 assist . . . . . vs. Vermont (1/31/15)	2 points . . . . . vs. Connecticut (10/11/14)
2 assists . . . . . vs. Connecticut (10/11/14)	

### 3 PATRICK KOUDYS R-Sr. • D • Smithville, Ontario

YEAR	GP	G	A	PTS	+/-	P-PIM	PP	SH	GW
2010-11*	31	1	2	3	-1	7-14	0	0	0
2011-12*	27	1	1	2	-8	11-22	1	0	0
2013-14	36	2	6	8	-21	13-26	0	0	0
2014-15	30	0	6	6	+7	9-29	0	0	0
<b>TOTAL</b>	<b>124</b>	<b>4</b>	<b>15</b>	<b>19</b>	<b>-23</b>	<b>40-91</b>	<b>1</b>	<b>0</b>	<b>0</b>

MULTI-POINT GAMES: 2 (last vs. Vermont, 1/31/15) \* at RPI

#### THE LAST TIME KOUDYS TALLIED...

1 goal . . . . . vs. Michigan State (2/15/14)	1 point . . . . . vs. Northern Michigan (1/24/15)
1 assist . . . . . vs. Northern Michigan (1/24/15)	2 points . . . . . vs. Vermont (1/31/15)
2 assists . . . . . vs. Vermont (1/31/15)	

### 15 CURTIS LOIK Jr. • F • North Vancouver, B.C.

YEAR	GP	G	A	PTS	+/-	P-PIM	PP	SH	GW
2012-13	25	5	4	9	+7	8-16	0	0	0
2013-14	28	7	3	10	-1	1-2	0	1	1
2014-15	30	6	11	17	+1	4-8	3	0	1
<b>TOTAL</b>	<b>83</b>	<b>18</b>	<b>18</b>	<b>36</b>	<b>+7</b>	<b>13-26</b>	<b>4</b>	<b>1</b>	<b>2</b>

MULTI-POINT GAMES: 3 (last vs. Northern Michigan, 1/23/15)

#### THE LAST TIME LOIK TALLIED...

1 goal . . . . . vs. Ohio State (1/10/15)	1 point . . . . . vs. Wisconsin (2/7/15)
1 assist . . . . . vs. Wisconsin (2/7/15)	2 points . . . . . vs. Northern Michigan (1/23/15)
2 assists . . . . . vs. Northern Michigan (1/23/15)	3 points . . . . . vs. Holy Cross (10/26/14)

### 34 EAMON MCADAM So. • G • Perkasi, Pa.

YEAR	GP-GS	MIN	GA	SV	GAA	SV%	W-L-T	SHO
2013-14	10-10	557:40	38	283	4.09	.882	0-9-0	0
2014-15	9-8	474:38	23	240	2.91	.913	4-2-1	0
<b>TOTAL</b>	<b>19-18</b>	<b>1032:18</b>	<b>61</b>	<b>523</b>	<b>3.55</b>	<b>.896</b>	<b>4-11-1</b>	<b>0</b>

SHUTOUTS: 0

#### THE LAST TIME MCADAM TALLIED...

30 saves . . . . . 33 vs. Michigan State (1/16/15)	A Win . . . . . vs. Ohio State (1/10/15)
40 saves . . . . . 42 vs. Minnesota (1/12/14)	A Loss . . . . . vs. Robert Morris (12/29/14)
50 saves . . . . . Never	A Tie . . . . . vs. Michigan State (1/16/15)

Career High Saves . . . 42 vs. Minnesota (1/12/14)

### 23 JONATHAN MILLEY Jr. • F • Gatineau, Quebec

YEAR	GP	G	A	PTS	+/-	P-PIM	PP	SH	GW
2012-13	9	4	3	7	+2	9-26	2	0	0
2013-14	20	1	3	4	-5	11-25	0	0	0
2014-15	4	1	1	2	-1	1-2	1	0	0
<b>TOTAL</b>	<b>33</b>	<b>6</b>	<b>7</b>	<b>13</b>	<b>-4</b>	<b>21-53</b>	<b>3</b>	<b>0</b>	<b>0</b>

MULTI-POINT GAMES: 2 (last vs. Connecticut, 10/11/14)

#### THE LAST TIME MILLEY TALLIED...

1 goal . . . . . vs. Connecticut (10/11/14)	1 point . . . . . vs. Western Michigan (12/30/14)
1 assist . . . . . vs. Connecticut (10/11/14)	2 points . . . . . vs. Connecticut (10/11/14)
2 assists . . . . . vs. Connecticut (10/11/14)	



# 2014-15 PENN STATE HOCKEY

## CAREER PLAYER STAT PROFILES

### 1 PJ MUSICO Sr. • G • Orange, Calif.

YEAR	GP-GS	MIN	GA	SV	GAA	SV%	W-L-T	SHO
2012-13	10-10	559:19	30	268	3.22	.899	4-6-0	1
2013-14	7-3	245:28	17	117	4.16	.873	0-4-0	0
2014-15	10-6	395:25	17	201	2.23	.932	5-3-1	0
<b>TOTAL</b>	<b>27-19</b>	<b>1262:25</b>	<b>64</b>	<b>619</b>	<b>3.04</b>	<b>.906</b>	<b>9-13-1</b>	<b>1</b>

SHUTOUTS: 1 (last at Army, 10/26/12)

#### THE LAST TIME MUSICO TALLIED...

30 saves ..... 33, vs. Minnesota (2/21/15) A Win ..... vs. Minnesota (2/21/15)  
 40 saves ..... 46, at Wisconsin (2/24/14) A Loss ..... vs. Minnesota (2/20/15)  
 50 saves ..... Never A Tie ..... vs. Northern Michigan (1/24/15)

Career High Saves . . . 46, at Wisconsin (2/24/14)

### 18 JAMES ROBINSON Fr. • F • Cochrane, Alberta

YEAR	GP	G	A	PTS	+/-	P-PIM	PP	SH	GW
2014-15	26	3	4	7	+3	3-6	0	0	0

MULTI-POINT GAMES: 0

#### THE LAST TIME ROBINSON TALLIED...

1 goal ..... vs. Wisconsin (2/7/15) 1 point ..... vs. Wisconsin (2/7/15)  
 1 assist ..... vs. Michigan State (1/17/15)

### 14 TOMMY OLCZYK Sr. • F • Long Grove, Ill.

YEAR	GP	G	A	PTS	+/-	P-PIM	PP	SH	GW
2012-13	26	3	1	4	-10	1-2	0	1	1
2013-14	35	5	5	10	-11	2-4	1	1	1
2014-15	26	6	0	6	-6	4-16	0	1	1
<b>TOTAL</b>	<b>87</b>	<b>14</b>	<b>6</b>	<b>20</b>	<b>-27</b>	<b>7-22</b>	<b>1</b>	<b>3</b>	<b>3</b>

MULTI-POINT GAMES: 0

#### THE LAST TIME OLCZYK TALLIED...

1 goal ..... vs. Wisconsin (2/6/15) 1 point ..... vs. Northern Michigan (1/24/15)  
 1 assist ..... at Michigan (2/22/14)

### 17 ZACH SAAR So. • F • Richland, Mich.

YEAR	GP	G	A	PTS	+/-	P-PIM	PP	SH	GW
2013-14	33	5	6	11	-14	20-40	1	0	2
2014-15	10	0	0	0	-3	5-10	0	0	0
<b>TOTAL</b>	<b>43</b>	<b>5</b>	<b>6</b>	<b>11</b>	<b>-17</b>	<b>25-50</b>	<b>1</b>	<b>0</b>	<b>2</b>

MULTI-POINT GAMES: 1 (last at Wisconsin, 12/7/13)

#### THE LAST TIME SAAR TALLIED...

1 goal ..... vs. Michigan (3/20/14) 1 point ..... vs. Michigan (3/20/14)  
 1 assist ..... at Minnesota (2/28/14) 2 points ..... at Wisconsin (12/7/13)

### 12 DYLAN RICHARD So. • F • Sherwood Park, Alberta

YEAR	GP	G	A	PTS	+/-	P-PIM	PP	SH	GW
2013-14	30	4	11	15	-3	1-2	1	1	0
2014-15	24	6	12	19	+6	4-8	2	1	2
<b>TOTAL</b>	<b>54</b>	<b>10</b>	<b>24</b>	<b>34</b>	<b>+3</b>	<b>5-10</b>	<b>3</b>	<b>2</b>	<b>2</b>

MULTI-POINT GAMES: 7 (last vs. Northern Michigan, 1/24/15)

#### THE LAST TIME RICHARD TALLIED...

1 goal ..... vs. Wisconsin (2/7/15) 1 point ..... vs. Minnesota (2/21/15)  
 2 goals ..... vs. Northern Michigan (1/23/15) 2 points ..... vs. Northern Michigan (1/24/15)  
 1 assist ..... vs. Minnesota (2/21/15) 3 points ..... vs. Northern Michigan (1/23/15)  
 2 assists ..... vs. Holy Cross (12/26/14)

### 19 ERIC SCHEID R-Jr. • F • Blaine, Minn.

YEAR	GP	G	A	PTS	+/-	P-PIM	PP	SH	GW
2011-12*	30	6	9	15	-19	3-6	0	0	1
2013-14	36	11	9	20	-20	5-10	4	0	1
2014-15	24	13	12	25	+4	4-8	1	1	3
<b>TOTAL</b>	<b>90</b>	<b>30</b>	<b>30</b>	<b>60</b>	<b>-35</b>	<b>12-24</b>	<b>5</b>	<b>1</b>	<b>5</b>

MULTI-POINT GAMES: 11 (last vs. Minnesota, 2/21/15) \* at Alaska Anchorage

#### THE LAST TIME SCHEID TALLIED...

1 goal ..... vs. Wisconsin (2/6/15) 1 point ..... at Michigan State (2/14/15)  
 2 goals ..... vs. Northern Michigan (1/24/15) 2 points ..... vs. Minnesota (2/21/15)  
 1 assist ..... at Michigan State (2/14/15) 3 points ..... vs. Northern Michigan (1/24/15)  
 2 assists ..... vs. Minnesota (2/21/15)

# 2014-15 PENN STATE HOCKEY



## CAREER PLAYER STAT PROFILES

### 35 MATTHEW SKOFF Jr. • G • McKees Rocks, Pa.

YEAR	GP-GS	MIN	GA	SV	GAA	SV%	W-L-T	SHO
2012-13	18-17	1063:25	44	513	2.48	.921	9-8-0	2
2013-14	23-23	1381:48	68	656	2.95	.906	8-13-2	1
2014-15	16-16	880:06	40	388	2.73	.907	7-5-2	0
<b>TOTAL</b>	<b>57-55</b>	<b>3325:19</b>	<b>152</b>	<b>1557</b>	<b>2.74</b>	<b>.911</b>	<b>24-26-4</b>	<b>3</b>

SHUTOUTS: 3 (last vs. Michigan, 2/8/14)

#### THE LAST TIME SKOFF TALLIED...

30 saves . . . . . 33 vs. Bentley (10/31/14) A Win . . . . . vs. Michigan State (1/17/15)  
 40 saves . . . . . 48 at Robert Morris (11/1/13) A Loss. . . . . vs. Western Michigan (12/30/14)  
 50 saves . . . . . 52 vs. Michigan (3/20/14) A Tie . . . . . vs. Alaska Anchorage (10/17/14)

Career High Saves . . . 52 vs. Michigan (3/20/14)

### 2 CONNOR VARLEY Jr. • D • Lansdale, Pa.

YEAR	GP	G	A	PTS	+/-	P-PIM	PP	SH	GW
2012-13	27	4	8	12	-6	16-43	0	1	1
2013-14	29	0	3	3	-16	3-6	0	0	0
2014-15	22	2	5	7	+11	10-31	1	0	0
<b>TOTAL</b>	<b>78</b>	<b>6</b>	<b>16</b>	<b>22</b>	<b>-11</b>	<b>29-80</b>	<b>1</b>	<b>1</b>	<b>1</b>

MULTI-POINT GAMES: 2 (last vs. Wisconsin, 2/6/14)

#### THE LAST TIME VARLEY TALLIED...

1 goal . . . . . at Michigan State (2/14/15) 1 point. . . . . at Michigan State (2/14/15)  
 1 assist . . . . . vs. Michigan State (1/17/15) 2 points. . . . . vs. Wisconsin (2/6/15)  
 2 assists . . . . . vs. Wisconsin (2/6/15)

### 6 PETER SWEETLAND Sr. • F • Newtown, Pa.

YEAR	GP	G	A	PTS	+/-	P-PIM	PP	SH	GW
2012-13	20	1	8	9	+2	2-4	0	0	0
2013-14	8	0	0	0	-2	1-2	0	0	0
2014-15	14	0	0	0	-1	0-0	0	0	0
<b>TOTAL</b>	<b>42</b>	<b>1</b>	<b>8</b>	<b>9</b>	<b>-1</b>	<b>3-6</b>	<b>0</b>	<b>0</b>	<b>0</b>

MULTI-POINT GAMES: 1 (at Sacred Heart, 10/26/12)

#### THE LAST TIME SWEETLAND TALLIED...

1 goal . . . . . at Sacred Heart (10/26/12) 1 point. . . . . vs. Alabama Huntsville (2/9/13)  
 1 assist . . . . . vs. Alabama Huntsville (2/9/13) 2 points. . . . . at Sacred Heart (10/26/12)

### 26 MIKE WILLIAMSON So. • F • Richland, Mich.

YEAR	GP	G	A	PTS	+/-	P-PIM	PP	SH	GW
2013-14	27	2	4	6	-4	16-38	2	0	1
2014-15	11	0	1	1	-1	4-8	0	0	0
<b>TOTAL</b>	<b>38</b>	<b>2</b>	<b>5</b>	<b>7</b>	<b>-5</b>	<b>20-46</b>	<b>2</b>	<b>0</b>	<b>1</b>

MULTI-POINT GAMES: 0

#### THE LAST TIME SAAR TALLIED...

1 goal . . . . . vs. Ohio State (3/14/14) 1 point. . . . . at Alaska (10/18/14)  
 1 assist . . . . . at Alaska (10/18/14)

### 22 DAVID THOMPSON So. • D • Glen Mills, Pa.

YEAR	GP	G	A	PTS	+/-	P-PIM	PP	SH	GW
2013-14	34	0	5	5	-10	9-18	0	0	0
2014-15	24	1	4	5	+3	3-6	0	0	1
<b>TOTAL</b>	<b>58</b>	<b>1</b>	<b>9</b>	<b>10</b>	<b>-7</b>	<b>12-24</b>	<b>0</b>	<b>0</b>	<b>1</b>

MULTI-POINT GAMES: 0

#### THE LAST TIME THOMPSON TALLIED...

1 goal . . . . . vs. Vermont (1/31/15) 1 point. . . . . vs. Vermont (1/31/15)  
 1 assist . . . . . vs. Northern Michigan (1/24/15)



# 2014-15 PENN STATE HOCKEY

## CATEGORY LEADERS

## Points	GP	G	A	Pts	Sh
25 Bailey, Casey	30	20	15	35	178
28 Holstrom, Taylor	27	6	23	29	64
9 Goodwin, David	29	13	12	25	83
19 Scheid, Eric	24	13	12	25	64
10 Conway, Scott	28	8	14	22	93
12 Richard, Dylan	23	6	12	18	65
15 Loik, Curtis	30	6	11	17	95
4 Juha, Luke	25	2	12	14	45
20 Autio, Erik	27	1	8	9	41
11 Glen, David	20	4	4	8	45

## Assists	GP	G	A	Pts	Sh
28 Holstrom, Taylor	27	6	23	29	64
25 Bailey, Casey	30	20	15	35	178
10 Conway, Scott	28	8	14	22	93
9 Goodwin, David	29	13	12	25	83
19 Scheid, Eric	24	13	12	25	64
12 Richard, Dylan	23	6	12	18	65
4 Juha, Luke	25	2	12	14	45
15 Loik, Curtis	30	6	11	17	95
20 Autio, Erik	27	1	8	9	41
24 Jensen, Nate	27	1	6	7	34

## Goals	GP	G	A	Pts	Sh
25 Bailey, Casey	30	20	15	35	178
9 Goodwin, David	29	13	12	25	83
19 Scheid, Eric	24	13	12	25	64
10 Conway, Scott	28	8	14	22	93
28 Holstrom, Taylor	27	6	23	29	64
12 Richard, Dylan	23	6	12	18	65
15 Loik, Curtis	30	6	11	17	95
14 Olczyk, Tommy	26	6	0	6	52
11 Glen, David	20	4	4	8	45
21 DeRosa, Ricky	25	3	5	8	35

## Shots	GP	G	A	Pts	Sh	Sh%
25 Bailey, Casey	30	20	15	35	178	.112
15 Loik, Curtis	30	6	11	17	95	.063
10 Conway, Scott	28	8	14	22	93	.086
9 Goodwin, David	29	13	12	25	83	.157
12 Richard, Dylan	23	6	12	18	65	.092
28 Holstrom, Taylor	27	6	23	29	64	.094
19 Scheid, Eric	24	13	12	25	64	.203
3 Koudys, Patrick	30	0	6	6	55	.000
14 Olczyk, Tommy	26	6	0	6	52	.115
27 Gardiner, Max	27	3	2	5	49	.061

## Power-Play Goals	GP	PPG
15 Loik, Curtis	30	4
25 Bailey, Casey	30	4
10 Conway, Scott	28	3
27 Gardiner, Max	27	3
12 Richard, Dylan	23	2
28 Holstrom, Taylor	27	2
4 Juha, Luke	25	2

## Shot Pct.	GP	G	A	Pts	Sh	Sh%
19 Scheid, Eric	24	13	12	25	64	.203
9 Goodwin, David	29	13	12	25	83	.157
14 Olczyk, Tommy	26	6	0	6	52	.115
25 Bailey, Casey	30	20	15	35	178	.112
23 Milley, Jonathan	4	1	1	2	10	.100
28 Holstrom, Taylor	27	6	23	29	64	.094
12 Richard, Dylan	23	6	12	18	65	.092
11 Glen, David	20	4	4	8	45	.089
10 Conway, Scott	28	8	14	22	93	.086
21 DeRosa, Ricky	25	3	5	8	35	.086

## Short-Handed Goals	GP	SHG
12 Richard, Dylan	23	1
14 Olczyk, Tommy	26	1
28 Holstrom, Taylor	27	1
19 Scheid, Eric	24	1

## Penalties	GP	Pen	Min
10 Conway, Scott	28	15	30
25 Bailey, Casey	30	13	26
2 Varley, Connor	22	10	31
28 Holstrom, Taylor	27	10	20
3 Koudys, Patrick	30	9	29
11 Glen, David	20	6	12
27 Gardiner, Max	27	5	10
17 Saar, Zach	10	5	10
4 Juha, Luke	25	5	10
24 Jensen, Nate	27	4	19

## Game-Winning Goals	GP	GWG
9 Goodwin, David	29	4
19 Scheid, Eric	24	3
12 Richard, Dylan	23	2
25 Bailey, Casey	30	2

## Penalty Minutes	GP	Pen	Min
2 Varley, Connor	22	10	31
10 Conway, Scott	28	15	30
3 Koudys, Patrick	30	9	29
25 Bailey, Casey	30	13	26
28 Holstrom, Taylor	27	10	20
24 Jensen, Nate	27	4	19
14 Olczyk, Tommy	26	4	16
11 Glen, David	20	6	12
27 Gardiner, Max	27	5	10
4 Juha, Luke	25	5	10

## Plus/Minus	GP	+/-
25 Bailey, Casey	30	+13
9 Goodwin, David	29	+12
2 Varley, Connor	22	+11
28 Holstrom, Taylor	27	+10
3 Koudys, Patrick	30	+7
12 Richard, Dylan	23	+6
19 Scheid, Eric	24	+4
4 Juha, Luke	25	+3
22 Thompson, David	24	+3
18 Robinson, James	26	+3



# 2014-15 PENN STATE HOCKEY



## TEAM STATISTICS

Overall: 16-10-4 Conf: 8-5-1 Home: 11-2-3 Away: 4-5-0 Neut: 1-3-1

<b>TEAM STATISTICS</b>	<b>PSU</b>	<b>OPP</b>
<b>SHOT STATISTICS</b>		
Goals-Shot attempts	100-1221	82-944
Shot pct.	.082	.087
Goals/Game	3.3	2.7
Shots/Game	40.7	31.5
Assists	160	145
<b>POWER PLAYS</b>		
Goals-Power Plays	25-112	20-106
Conversion Percent	.223	.189
Shot Attempts	202	170
Shot Percent	.124	.118
<b>SHORT-HANDED</b>		
Goals-Shot attempts	4-33	1-30
Shot Percent	.121	.033
<b>GOAL BREAKDOWN</b>		
Total Goals	100	82
Power Play	25	20
Short-handed	4	1
Empty net	4	2
Penalty	1	0
Unassisted	7	2
Overtime	1	1
Shootout	0	0
Delayed Penalty	0	0
<b>PENALTIES</b>		
Number	126	130
Minutes	293	299
Penalties/Game	4.2	4.3
Pen minutes/Game	9.8	10.0
Minor	119	122
Major	3	5
10-minute Misconduct	1	1
Game Misconduct	3	2
Gross Misconduct	0	0
Match	0	0
SHOOTOUTS (Made-Att)	3-13	7-12
<b>ATTENDANCE</b>		
Total	96497	54772
Dates/Avg Per Date	16/6031	9/6086
Neutral Site #/Avg	5/7760	

<b>Goals by Period</b>	<b>1st</b>	<b>2nd</b>	<b>3rd</b>	<b>OT</b>	<b>Total</b>
Penn State	24	36	39	1	100
Opponents	20	32	29	1	82

<b>Saves by Period</b>	<b>1st</b>	<b>2nd</b>	<b>3rd</b>	<b>OT</b>	<b>Total</b>
Penn State	264	314	268	16	862
Opponents	387	359	355	20	1121



# 2014-15 PENN STATE HOCKEY

## INDIVIDUAL STATISTICS

Overall: 16-10-4 Conf: 8-5-1 Home: 11-2-3 Away: 4-5-0 Neut: 1-3-1

##	Player	gp	Shots					+	Penalties				Goals								blk	
			g	a	pts	sh	sh%		pen-min	min	maj	oth	pp	sh	fg	gw	gt	ot	ht	pn		ua
25	Bailey, Casey	30	20	15	35	178	.112	+13	13-26	13	0	0	4	0	3	2	0	0	1	0	3	14
28	Holstrom, Taylor	27	6	23	29	64	.094	+10	10-20	10	0	0	2	1	0	0	0	0	0	0	0	12
9	Goodwin, David	29	13	12	25	83	.157	+12	3-6	3	0	0	0	0	2	4	2	0	0	0	0	7
19	Scheid, Eric	24	13	12	25	64	.203	+4	4-8	4	0	0	1	1	0	3	0	0	0	0	3	7
10	Conway, Scott	28	8	14	22	93	.086	+2	15-30	15	0	0	3	0	0	1	0	0	0	0	0	12
12	Richard, Dylan	23	6	12	18	65	.092	+6	4-8	4	0	0	2	1	1	2	1	0	0	0	0	14
15	Loik, Curtis	30	6	11	17	95	.063	+1	4-8	4	0	0	4	0	3	1	0	0	0	0	0	8
4	Juha, Luke	25	2	12	14	45	.044	+3	5-10	5	0	0	2	0	1	1	0	1	0	0	0	41
20	Autio, Erik	27	1	8	9	41	.024	-2	4-8	4	0	0	1	0	0	0	0	0	0	0	0	29
11	Glen, David	20	4	4	8	45	.089	+2	6-12	6	0	0	1	0	2	0	0	0	0	0	0	14
21	DeRosa, Ricky	25	3	5	8	35	.086	-3	4-8	4	0	0	0	0	1	0	0	0	0	0	0	5
18	Robinson, James	26	3	4	7	45	.067	+3	3-6	3	0	0	0	0	0	0	0	0	0	0	1	19
2	Varley, Connor	22	2	5	7	48	.042	+11	10-31	8	1	1	1	0	0	0	0	0	0	0	0	35
24	Jensen, Nate	27	1	6	7	34	.029	+1	4-19	2	1	1	0	0	0	0	0	0	0	0	0	22
14	Olczyk, Tommy	26	6	0	6	52	.115	-6	4-16	3	0	1	0	1	1	1	0	0	0	1	0	9
3	Koudys, Patrick	30	0	6	6	55	.000	+7	9-29	7	1	1	0	0	0	0	0	0	0	0	0	56
27	Gardiner, Max	27	3	2	5	49	.061	-2	5-10	5	0	0	3	0	0	0	0	0	0	0	0	10
22	Thompson, David	24	1	4	5	30	.033	+3	3-6	3	0	0	0	0	0	1	0	0	0	0	0	49
13	Brooks, Kenny	20	0	3	3	41	.000	+1	1-2	1	0	0	0	0	0	0	0	0	0	0	0	6
23	Milley, Jonathan	4	1	1	2	10	.100	-1	1-2	1	0	0	1	0	0	0	0	0	0	0	0	2
7	Friedman, Jacob	11	1	0	1	12	.083	-3	1-2	1	0	0	0	0	0	0	0	0	0	0	0	3
26	Williamson, Mike	11	0	1	1	14	.000	-1	4-8	4	0	0	0	0	0	0	0	0	0	0	0	15
1	Musico, PJ	10	0	0	0	0	.000	0	1-2	1	0	0	0	0	0	0	0	0	0	0	0	0
17	Saar, Zach	10	0	0	0	20	.000	-3	5-10	5	0	0	0	0	0	0	0	0	0	0	0	1
31	Skoff, Matthew	16	0	0	0	0	.000	0	1-2	1	0	0	0	0	0	0	0	0	0	0	0	0
6	Sweetland, Peter	14	0	0	0	3	.000	-1	0-0	0	0	0	0	0	0	0	0	0	0	0	0	23
TM	TEAM	16	0	0	0	0	.000	0	2-4	2	0	0	0	0	0	0	0	0	0	0	0	4
Total		30	100	160	260	1221	.082	+57	126-293	119	3	4	25	4	14	16	3	1	1	1	7	417
Opponents		30	82	145	227	944	.087	-	130-299	122	5	3	20	1	16	10	1	1	1	0	2	494

##	Goalie	gp-gs	Goal average			Saves		Record				Goals allowed				
			minutes	ga	avg	saves	pct	w	l	t	sho	pp	sh	en	pen	sog
31	Skoff, Matthew	16-16	880:06	40	2.73	388	.907	7	5	2	0	10	0	0	0	0
1	Musico, PJ	10-6	457:38	17	2.23	234	.932	5	3	1	0	5	0	0	0	0
34	McAdam, Eamon	9-8	474:38	23	2.91	240	.913	4	2	1	0	5	1	0	0	0
TM	EMPTY NET	16-0	14:05	2	-	0	.000	0	0	0	0	0	0	2	0	0
Total		30-0	1826:27	82	2.69	862	.913	16	10	4	0	20	1	2	0	0
Opponents		30-0	1826:27	100	3.29	1121	.918	10	16	4	1	25	4	4	1	0

# 2014-15 PENN STATE HOCKEY



## GOALS-ASSISTS-POINTS

Opponent	Date	Score	1 MUSICO,PJ	2 VARLEY,CON	3 KOUDEYS,PAT	4 JUHA,LUKE	6 SWEETLAND	7 FRIEDMAN,JA	9 GOODWIN,DA	10 CONWAY,SC	11 GLEN,DAVID	12 RICHARD,DY	13 BROOKS,KEN
UCONN	Oct 10	2-2 t	DNP	0-0-0	0-0-0	0-0-0	DNP	DNP	1-0-1	0-0-0	0-0-0	0-1-1	0-0-0
UCONN	Oct 11	7-1 W	DNP	0-0-0	0-0-0	0-2-2	DNP	DNP	1-2-3	DNP	1-0-1	0-1-1	0-0-0
vs UAA	Oct 17	3-3 t	DNP	0-0-0	0-0-0	DNP	DNP	DNP	0-0-0	0-1-1	0-0-0	1-0-1	0-0-0
at UAF	Oct 18	3-4 L	DNP	1-1-2	0-0-0	0-1-1	DNP	DNP	0-0-0	0-0-0	0-0-0	0-0-0	0-1-1
HC	Oct 24	3-1 W	DNP	0-0-0	0-1-1	0-0-0	0-0-0	DNP	0-0-0	0-0-0	0-1-1	0-1-1	0-1-1
HC	Oct 26	7-1 W	DNP	0-0-0	0-0-0	0-1-1	0-0-0	1-0-1	0-1-1	2-2-4	1-0-1	0-2-2	0-0-0
BEN	Oct 30	3-2 W	DNP	0-0-0	0-1-1	0-0-0	0-0-0	0-0-0	1-1-2	0-0-0	0-0-0	0-0-0	0-0-0
BEN	Oct 31	3-2 W	DNP	0-0-0	0-0-0	0-0-0	DNP	0-0-0	0-0-0	1-0-1	DNP	0-1-1	0-0-0
at UML	Nov 14	3-5 L	DNP	DNP	0-0-0	0-0-0	0-0-0	0-0-0	1-0-1	0-0-0	DNP	DNP	0-0-0
at UML	Nov 15	4-1 W	DNP	DNP	0-0-0	0-0-0	0-0-0	0-0-0	0-1-1	0-0-0	DNP	DNP	0-0-0
at MICH	Nov 21	3-2 W	DNP	DNP	0-0-0	0-1-1	0-0-0	0-0-0	0-0-0	0-0-0	DNP	DNP	0-0-0
at MICH	Nov 22	1-8 L	DNP	DNP	0-0-0	0-1-1	DNP	0-0-0	0-0-0	0-0-0	DNP	DNP	0-0-0
vs COR	Nov 29	1-3 L	DNP	DNP	0-0-0	0-0-0	0-0-0	0-0-0	1-0-1	0-0-0	DNP	DNP	0-0-0
at WIS	Dec 05	5-2 W	DNP	DNP	0-0-0	0-0-0	0-0-0	0-0-0	1-3-4	0-0-0	1-1-2	1-0-1	0-0-0
at WIS	Dec 06	4-2 W	DNP	DNP	0-0-0	DNP	0-0-0	0-0-0	0-0-0	0-1-1	0-1-1	0-1-1	0-1-1
vs RMU	Dec 29	2-4 L	DNP	DNP	0-0-0	0-0-0	0-0-0	DNP	0-0-0	1-0-1	0-0-0	0-1-1	0-0-0
vs WMU	Dec 30	1-4 L	0-0-0	0-0-0	0-0-0	0-1-1	DNP	0-0-0	DNP	0-0-0	0-0-0	0-0-0	DNP
OSU	Jan 09	4-5 L	0-0-0	0-0-0	0-1-1	0-1-1	DNP	DNP	1-2-3	0-0-0	0-0-0	DNP	0-0-0
OSU	Jan 10	4-1 W	DNP	0-0-0	0-0-0	0-0-0	DNP	DNP	1-0-1	0-2-2	DNP	DNP	0-0-0
MSU	Jan 16	2-2 t	DNP	0-0-0	0-0-0	0-1-1	DNP	DNP	1-0-1	0-1-1	DNP	0-0-0	0-0-0
MSU	Jan 17	5-2 W	DNP	0-1-1	0-0-0	0-1-1	DNP	DNP	1-2-3	0-0-0	DNP	0-0-0	DNP
NMU	Jan 23	5-4 W	0-0-0	0-0-0	0-0-0	0-1-1	DNP	DNP	0-0-0	1-1-2	1-1-2	2-1-3	DNP
NMU	Jan 24	5-5 t	0-0-0	0-1-1	0-1-1	DNP	0-0-0	DNP	0-0-0	0-2-2	0-0-0	1-1-2	DNP
vs UVM	Jan 31	4-2 W	0-0-0	0-0-0	0-2-2	0-1-1	DNP	DNP	1-0-1	1-0-1	0-0-0	0-0-0	DNP
WIS	Feb 06	5-2 W	0-0-0	0-2-2	0-0-0	0-0-0	DNP	DNP	1-0-1	0-2-2	0-0-0	0-1-1	0-0-0
WIS	Feb 07	4-1 W	0-0-0	0-0-0	0-0-0	1-0-1	DNP	DNP	0-0-0	0-1-1	0-0-0	1-0-1	DNP
at MSU	Feb 13	0-3 L	0-0-0	0-0-0	0-0-0	DNP	0-0-0	DNP	0-0-0	0-0-0	0-0-0	0-0-0	DNP
at MSU	Feb 14	2-3 L	DNP	1-0-1	0-0-0	DNP	0-0-0	DNP	0-0-0	DNP	0-0-0	0-0-0	DNP
MINN	Feb 20	1-2 L	0-0-0	0-0-0	0-0-0	0-0-0	DNP	DNP	1-0-1	0-0-0	DNP	0-0-0	DNP
MINN	Feb 21	4-3 W	0-0-0	0-0-0	0-0-0	1-0-1	0-0-0	DNP	0-0-0	2-1-3	0-0-0	0-1-1	DNP

Opponent	Date	Score	14 OLCZYK,TOM	15 LOIK,CURTIS	17 SAAR,ZACH	18 ROBINSON,J	19 SCHEID,ERIC	20 AUTO,ERIK	21 DEROSA,RIC	22 THOMPSON,D	23 MILLEY,JONA	24 JENSEN,NAT	25 BAILEY,CASE
UCONN	Oct 10	2-2 t	1-0-1	0-0-0	DNP	0-0-0	0-0-0	0-0-0	0-0-0	0-0-0	0-0-0	0-0-0	0-0-0
UCONN	Oct 11	7-1 W	0-0-0	0-1-1	DNP	0-0-0	1-0-1	DNP	DNP	0-0-0	1-1-2	0-0-0	1-2-3
vs UAA	Oct 17	3-3 t	0-0-0	1-0-1	DNP	0-0-0	0-0-0	0-0-0	DNP	0-0-0	DNP	0-2-2	1-0-1
at UAF	Oct 18	3-4 L	0-0-0	0-1-1	DNP	0-1-1	1-0-1	0-0-0	0-0-0	DNP	DNP	0-0-0	0-0-0
HC	Oct 24	3-1 W	DNP	0-0-0	DNP	0-0-0	1-0-1	0-0-0	1-0-1	DNP	DNP	DNP	1-0-1
HC	Oct 26	7-1 W	DNP	1-2-3	DNP	DNP	1-1-2	0-1-1	0-2-2	DNP	DNP	0-0-0	1-0-1
BEN	Oct 30	3-2 W	DNP	1-0-1	DNP	DNP	0-0-0	0-1-1	0-0-0	DNP	DNP	0-0-0	1-1-2
BEN	Oct 31	3-2 W	DNP	0-0-0	DNP	0-0-0	1-0-1	0-1-1	0-1-1	DNP	DNP	0-1-1	0-0-0
at UML	Nov 14	3-5 L	1-0-1	0-1-1	DNP	0-0-0	0-0-0	0-0-0	0-0-0	0-0-0	DNP	0-0-0	1-1-2
at UML	Nov 15	4-1 W	1-0-1	0-0-0	DNP	0-1-1	1-0-1	0-0-0	0-0-0	0-1-1	DNP	DNP	2-0-2
at MICH	Nov 21	3-2 W	0-0-0	0-0-0	DNP	0-0-0	1-0-1	0-0-0	0-0-0	0-0-0	DNP	DNP	1-1-2
at MICH	Nov 22	1-8 L	0-0-0	0-0-0	DNP	0-0-0	DNP	0-0-0	0-0-0	0-0-0	0-0-0	0-0-0	0-1-1
vs COR	Nov 29	1-3 L	0-0-0	0-0-0	DNP	0-0-0	DNP	0-0-0	0-0-0	0-0-0	0-0-0	0-0-0	0-1-1
at WIS	Dec 05	5-2 W	0-0-0	0-0-0	DNP	1-0-1	DNP	0-0-0	0-0-0	1-1-1	DNP	0-0-0	1-1-2
at WIS	Dec 06	4-2 W	1-0-1	0-1-1	DNP	1-0-1	DNP	0-1-1	1-0-1	0-0-0	DNP	0-0-0	0-0-0
vs RMU	Dec 29	2-4 L	0-0-0	0-1-1	0-0-0	0-0-0	DNP	0-0-0	DNP	0-0-0	DNP	0-0-0	1-0-1
vs WMU	Dec 30	1-4 L	0-0-0	1-0-1	0-0-0	0-0-0	DNP	0-1-1	0-0-0	DNP	DNP	0-0-0	0-0-0
OSU	Jan 09	4-5 L	0-0-0	0-0-0	0-0-0	0-1-1	0-1-1	0-1-1	0-0-0	0-0-0	DNP	0-0-0	3-0-3
OSU	Jan 10	4-1 W	0-0-0	1-0-1	0-0-0	0-0-0	2-1-3	0-0-0	0-0-0	0-0-0	DNP	0-0-0	0-0-0
MSU	Jan 16	2-2 t	0-0-0	0-0-0	0-0-0	0-0-0	1-0-1	0-0-0	DNP	0-0-0	DNP	0-0-0	0-1-1
MSU	Jan 17	5-2 W	0-0-0	0-1-1	0-0-0	0-1-1	0-0-0	0-0-0	0-0-0	0-0-0	DNP	1-0-1	2-1-3
NMU	Jan 23	5-4 W	0-0-0	0-2-2	0-0-0	0-0-0	0-2-2	0-0-0	DNP	0-1-1	DNP	0-0-0	1-0-1
NMU	Jan 24	5-5 t	1-0-1	0-0-0	DNP	0-0-0	2-1-3	0-0-0	1-1-2	0-1-1	DNP	0-0-0	0-0-0
vs UVM	Jan 31	4-2 W	0-0-0	0-0-0	DNP	0-0-0	0-1-1	0-1-1	0-1-1	1-0-1	DNP	0-0-0	1-1-2
WIS	Feb 06	5-2 W	1-0-1	0-0-0	DNP	DNP	1-0-1	0-0-0	0-0-0	0-0-0	DNP	0-1-1	1-2-3
WIS	Feb 07	4-1 W	0-0-0	0-1-1	0-0-0	1-0-1	0-2-2	1-0-1	0-0-0	0-0-0	DNP	0-1-1	0-1-1
at MSU	Feb 13	0-3 L	0-0-0	0-0-0	DNP	0-0-0	0-0-0	0-0-0	0-0-0	0-0-0	DNP	0-0-0	0-0-0
at MSU	Feb 14	2-3 L	0-0-0	0-0-0	0-0-0	0-0-0	0-1-1	DNP	0-0-0	0-0-0	DNP	0-1-1	1-0-1
MINN	Feb 20	1-2 L	0-0-0	0-0-0	0-0-0	0-0-0	0-0-0	0-1-1	0-0-0	0-0-0	DNP	0-0-0	0-0-0
MINN	Feb 21	4-3 W	0-0-0	1-0-1	DNP	0-0-0	0-2-2	DNP	0-0-0	0-0-0	DNP	0-0-0	0-1-1

Opponent	Date	Score	26 WILLIAMSON,S	27 GARDINER,M	28 HOLSTROM,T	31 SKOFF,MATT	34 MCADAM,EA
UCONN	Oct 10	2-2 t	DNP	DNP	0-1-1	0-0-0	DNP
UCONN	Oct 11	7-1 W	0-0-0	0-0-0	2-1-3	0-0-0	DNP
vs UAA	Oct 17	3-3 t	0-0-0	0-0-0	0-2-2	0-0-0	DNP
at UAF	Oct 18	3-4 L	0-1-1	1-0-1	DNP	0-0-0	DNP
HC	Oct 24	3-1 W	0-0-0	0-1-1	0-1-1	0-0-0	DNP
HC	Oct 26	7-1 W	DNP	0-0-0	0-1-1	0-0-0	DNP
BEN	Oct 30	3-2 W	DNP	0-0-0	0-2-2	0-0-0	DNP
BEN	Oct 31	3-2 W	0-0-0	0-0-0	1-0-1	0-0-0	DNP
at UML	Nov 14	3-5 L	DNP	0-0-0	0-2-2	0-0-0	0-0-0
at UML	Nov 15	4-1 W	0-0-0	0-0-0	0-3-3	DNP	0-0-0
at MICH	Nov 21	3-2 W	0-0-0	1-0-1	0-0-0	DNP	0-0-0
at MICH	Nov 22	1-8 L	0-0-0	0-0-0	1-0-1	DNP	0-0-0
vs COR	Nov 29	1-3 L	DNP	0-0-0	0-1-1	0-0-0	DNP
at WIS	Dec 05	5-2 W	DNP	0-0-0	DNP	DNP	0-0-0
at WIS	Dec 06	4-2 W	0-0-0	1-0-1	DNP	0-0-0	DNP
vs RMU	Dec 29	2-4 L	DNP	0-0-0	0-0-0	DNP	0-0-0
vs WMU	Dec 30	1-4 L	0-0-0	0-0-0	0-0-0	DNP	0-0-0
OSU	Jan 09	4-5 L	DNP	DNP	0-1-1	0-0-0	DNP
OSU	Jan 10	4-1 W	DNP	0-0-0	0-1-1	DNP	0-0-0
MSU	Jan 16	2-2 t	DNP	0-0-0	0-1-1	DNP	0-0-0
MSU	Jan 17	5-2 W	DNP	0-0-0	1-1-2	0-0-0	DNP
NMU	Jan 23	5-4 W	DNP	0-0-0	0-0-0	0-0-0	DNP
NMU	Jan 24	5-5 t	DNP	0-0-0	0-0-0	DNP	0-0-0
vs UVM	Jan 31	4-2 W	DNP	0-0-0	0-1-1	DNP	DNP
WIS	Feb 06	5-2 W	DNP	0-1-1	1-1-2	DNP	DNP
WIS	Feb 07	4-1 W	DNP	DNP	0-1-1	DNP	DNP
at MSU	Feb 13	0-3 L	DNP	0-0-0	0-0-0	DNP	DNP
at MSU	Feb 14	2-3 L	0-0-0	0-0-0	0-0-0	0-0-0	DNP
MINN	Feb 20	1-2 L	DNP	0-0-0	0-1-1	DNP	DNP
MINN	Feb 21	4-3 W	DNP	0-0-0	0-1-1	DNP	DNP



# 2014-15 PENN STATE HOCKEY

## SEASON RESULTS

Date	Opponent		Score	Shots	Overall	Conf	Time	Att.	Goalie of record
Oct 10	CONNECTICUT	Tot	2-2	35/28	0-0-1	0-0-0	2:33	6017	Skoff, Matthew
Oct 11	CONNECTICUT	W	7-1	42/29	1-0-1	0-0-0	2:15	6016	Skoff, Matthew
1 Oct 17	vs Alaska Anchorage	To	3-3	27/26	1-0-2	0-0-0	2:34	772	Skoff, Matthew
Oct 18	at Alaska	L	3-4	43/33	1-1-2	0-0-0	2:21	3584	Skoff, Matthew
Oct 24	HOLY CROSS	W	3-1	50/30	2-1-2	0-0-0	2:28	6043	Skoff, Matthew
Oct 26	HOLY CROSS	W	7-1	45/29	3-1-2	0-0-0	2:23	5988	Skoff, Matthew
Oct 30	BENTLEY	W	3-2	54/26	4-1-2	0-0-0	2:15	5773	Skoff, Matthew
Oct 31	BENTLEY	W	3-2	49/35	5-1-2	0-0-0	2:15	5974	Skoff, Matthew
Nov 14	at #4 UMass Lowell	L	3-5	37/30	5-2-2	0-0-0	2:05	4314	Skoff, Matthew
Nov 15	at #4 UMass Lowell	W	4-1	31/25	6-2-2	0-0-0	2:06	4548	McAdam, Eamon
* Nov 21	at Michigan	W	3-2	28/40	7-2-2	1-0-0	2:24	5415	McAdam, Eamon
* Nov 22	at Michigan	L	1-8	42/45	7-3-2	1-1-0	2:17	4891	McAdam, Eamon
2 Nov 29	vs Cornell	L	1-3	38/25	7-4-2	1-1-0	2:18	15027	Skoff, Matthew
* Dec 05	at Wisconsin	W	5-2	40/24	8-4-2	2-1-0	2:16	8957	McAdam, Eamon
* Dec 06	at Wisconsin	W	4-2	33/25	9-4-2	3-1-0	2:15	10091	Skoff, Matthew
3 Dec 29	vs Robert Morris	L	2-4	37/33	9-5-2	3-1-0	2:15	6252	McAdam, Eamon
3 Dec 30	vs Western Michigan	L	1-4	33/32	9-6-2	3-1-0	2:11	5076	Skoff, Matthew
* Jan 09	OHIO STATE	Lot	4-5	57/35	9-7-2	3-2-0	2:28	5829	Musico, PJ
* Jan 10	OHIO STATE	W	4-1	35/36	10-7-2	4-2-0	2:17	5898	McAdam, Eamon
* Jan 16	MICHIGAN STATE	Tot	2-2	50/35	10-7-3	4-2-1	2:35	6062	McAdam, Eamon
* Jan 17	MICHIGAN STATE	W	5-2	40/30	11-7-3	5-2-1	2:17	6163	Skoff, Matthew
Jan 23	NORTHERN MICHIGAN	W	5-4	53/30	12-7-3	5-2-1	2:17	6203	Musico, PJ
Jan 24	NORTHERN MICHIGAN	Tot	5-5	64/29	12-7-4	5-2-1	2:52	6089	Musico, PJ
4 Jan 31	vs #14 Vermont	W	4-2	39/35	13-7-4	5-2-1	2:20	11674	Musico, PJ
* Feb 06	WISCONSIN	W	5-2	37/37	14-7-4	6-2-1	2:20	6033	Musico, PJ
* Feb 07	WISCONSIN	W	4-1	43/28	15-7-4	7-2-1	2:19	6103	Musico, PJ
* Feb 13	at Michigan State	L	0-3	28/34	15-8-4	7-3-1	2:20	6528	Musico, PJ
* Feb 14	at Michigan State	L	2-3	42/29	15-9-4	7-4-1	2:20	6444	Skoff, Matthew
* Feb 20	#15 MINNESOTA	L	1-2	36/35	15-10-4	7-5-1	2:19	6148	Musico, PJ
* Feb 21	#15 MINNESOTA	Wot	4-3	33/36	16-10-4	8-5-1	2:24	6158	Musico, PJ

- 1 - at Fairbanks, Alaska
- 2 - at Madison Square Garden (New York)
- 3 - at CONSOL Energy Center (Pittsburgh)
- 4 - at Wells Fargo Center (Philadelphia)

Team Record	W-L-T	Attendance	Dates	Total	Avg.
Overall:	16-10-4	Total:	30	190070	6336
Conference:	8-5-1	Home:	16	96497	6031
Home:	11-2-3	Away:	9	54772	6086
Away:	4-5-0	Neutral:	5	38801	7760
Neutral:	1-3-1				
Overtime:	1-1-4				

# 2014-15 PENN STATE HOCKEY



## GOALTENDING GAME-BY-GAME

### #1 PJ MUSICO

Date	Opponent	Score	Minutes	GA	GAAvg	Saves	Save%	W	L	T	PP	SH	EN	PN	SO
Dec 30, 2014	vs Western Michigan	1-4	8:38	0	0.00	4	1.000	0	0	0	0	0	0	0	0
Jan 09, 2015	OHIO STATE	4-5	22:19	2	3.88	8	.857	0	1	0	0	0	0	0	0
Jan 23, 2015	NORTHERN MICHIGAN	5-4	25:12	0	2.14	11	.920	1	1	0	0	0	0	0	0
Jan 24, 2015	NORTHERN MICHIGAN	5-5	45:00	2	2.37	19	.913	1	1	1	1	0	0	0	0
Jan 31, 2015	vs Vermont	4-2	60:00	2	2.23	33	.926	2	1	1	1	0	0	0	0
Feb 06, 2015	WISCONSIN	5-2	60:00	2	2.17	35	.932	3	1	1	0	0	0	0	0
Feb 07, 2015	WISCONSIN	4-1	59:52	1	1.92	27	.938	4	1	1	0	0	0	0	0
Feb 13, 2015	at Michigan State	0-3	56:27	3	2.13	31	.933	4	2	1	0	0	0	0	0
Feb 20, 2015	MINNESOTA	1-2	57:57	2	2.12	33	.935	4	3	1	1	0	0	0	0
Feb 21, 2015	MINNESOTA	4-3	62:13	3	2.23	33	.932	5	3	1	2	0	0	0	0
Totals			457:38	17	2.23	234	.932	5	3	1	5	0	0	0	0

### #31 MATTHEW SKOFF

Date	Opponent	Score	Minutes	GA	GAAvg	Saves	Save%	W	L	T	PP	SH	EN	PN	SO
Oct 10, 2014	CONNECTICUT	2-2	64:53	2	1.85	26	.929	0	0	1	0	0	0	0	0
Oct 11, 2014	CONNECTICUT	7-1	60:00	1	1.44	28	.947	1	0	1	0	0	0	0	0
Oct 17, 2014	vs Alaska Anchorage	3-3	64:20	3	1.90	23	.928	1	0	2	2	0	0	0	0
Oct 18, 2014	at Alaska	3-4	58:49	4	2.42	29	.914	1	1	2	0	0	0	0	0
Oct 24, 2014	HOLY CROSS	3-1	59:45	1	2.14	29	.925	2	1	2	0	0	0	0	0
Oct 26, 2014	HOLY CROSS	7-1	60:00	1	1.96	28	.931	3	1	2	0	0	0	0	0
Oct 30, 2014	BENTLEY	3-2	60:00	2	1.96	24	.930	4	1	2	2	0	0	0	0
Oct 31, 2014	BENTLEY	3-2	59:45	2	1.97	33	.932	5	1	2	2	0	0	0	0
Nov 14, 2014	at UMass Lowell	3-5	28:47	4	2.32	8	.919	5	2	2	0	0	0	0	0
Nov 29, 2014	vs Cornell	1-3	59:14	2	2.29	22	.919	5	3	2	0	0	0	0	0
Dec 06, 2014	at Wisconsin	4-2	60:00	2	2.27	23	.919	6	3	2	0	0	0	0	0
Dec 30, 2014	vs Western Michigan	1-4	51:22	4	2.45	24	.914	6	4	2	1	0	0	0	0
Jan 09, 2015	OHIO STATE	4-5	40:59	3	2.56	22	.911	6	4	2	0	0	0	0	0
Jan 17, 2015	MICHIGAN STATE	5-2	60:00	2	2.51	28	.913	7	4	2	1	0	0	0	0
Jan 23, 2015	NORTHERN MICHIGAN	5-4	34:39	4	2.70	15	.907	7	4	2	0	0	0	0	0
Feb 14, 2015	at Michigan State	2-3	57:33	3	2.73	26	.907	7	5	2	2	0	0	0	0
Totals			880:06	40	2.73	388	.907	7	5	2	10	0	0	0	0

### #34 EAMON MCADAM

Date	Opponent	Score	Minutes	GA	GAAvg	Saves	Save%	W	L	T	PP	SH	EN	PN	SO
Nov 14, 2014	at UMass Lowell	3-5	31:13	1	1.92	17	.944	0	0	0	0	0	0	0	0
Nov 15, 2014	at UMass Lowell	4-1	60:00	1	1.32	24	.953	1	0	0	1	0	0	0	0
Nov 21, 2014	at Michigan	3-2	60:00	2	1.59	38	.952	2	0	0	0	0	0	0	0
Nov 22, 2014	at Michigan	1-8	59:56	8	3.41	37	.906	2	1	0	0	1	0	0	0
Dec 05, 2014	at Wisconsin	5-2	59:57	2	3.10	22	.908	3	1	0	1	0	0	0	0
Dec 29, 2014	vs Robert Morris	2-4	58:45	3	3.09	29	.908	3	2	0	2	0	0	0	0
Jan 10, 2015	OHIO STATE	4-1	60:00	1	2.77	35	.918	4	2	0	1	0	0	0	0
Jan 16, 2015	MICHIGAN STATE	2-2	64:47	2	2.64	33	.922	4	2	1	0	0	0	0	0
Jan 24, 2015	NORTHERN MICHIGAN	5-5	20:00	3	2.91	5	.913	4	2	1	0	0	0	0	0
Totals			474:38	23	2.91	240	.913	4	2	1	5	1	0	0	0



# 2014-15 PENN STATE HOCKEY

## GAME 1 (OCT. 10, 2014): PENN STATE 2, UCONN 2 (OT)

Connecticut (0-0-1) vs. Penn State (0-0-1)  
Date: Oct 10, 2014 • Location: University Park, Pa. • Arena: Pegula Ice Arena  
Attendance: 6017 • Start time: 7:00 pm • End time: 9:33 pm • Total time: 2:33

Table with columns: Prd, Time, Team, Scored by, Assists, Vis. on ice, Home on ice, Goals by Period, Shots by Period, Power Play Goals-Att (Sh), Penalties-Minutes by Prd, and Totals. Includes game summary and player statistics for both teams.

## GAME 2 (OCT. 11, 2014): PENN STATE 7, UCONN 1

Connecticut (0-1-1) vs. Penn State (1-0-1)  
Date: Oct 11, 2014 • Location: University Park, Pa. • Arena: Pegula Ice Arena  
Attendance: 6016 • Start time: 3:00 pm • End time: 5:15 pm • Total time: 2:15

Table with columns: Prd, Time, Team, Scored by, Assists, Vis. on ice, Home on ice, Goals by Period, Shots by Period, Power Play Goals-Att (Sh), Penalties-Minutes by Prd, and Totals. Includes game summary and player statistics for both teams.

GOALTENDERS table for Game 1 showing stats for #1 Nicholls, Rob and #31 Skoff, Matthew.

PENALTY SUMMARY table for Game 1 listing infractions for both teams.

Connecticut-Nichols, Rob (0-0-1). Penn State-Skoff, Matthew (0-0-1).  
Penn State Timeout: 19:45 3rd  
UCONN Timeout: 4:46 OT

GOALTENDERS table for Game 2 showing stats for #1 Comunale, Tom and #31 Skoff, Matthew.

PENALTY SUMMARY table for Game 2 listing infractions for both teams.

Win-Skoff, Matthew (1-0-1). Loss-Nichols, Rob (0-1-1).  
UCONN Timeout: 13:27 in 2nd Period

## GAME 3 (OCT. 17, 2014): PENN STATE 3, ALASKA ANCHORAGE 3 (OT)

Penn State (1-0-2) vs. Alaska Anchorage (2-0-1)  
Date: Oct 17, 2014 • Location: Fairbanks, Alaska • Arena: Carlson Center  
Attendance: 772 • Start time: 5:07 pm • End time: 7:41 • Total time: 2:34

Table with columns: Prd, Time, Team, Scored by, Assists, Vis. on ice, Home on ice, Goals by Period, Shots by Period, Power Play Goals-Att (Sh), Penalties-Minutes by Prd, and Totals. Includes game summary and player statistics for both teams.

GOALTENDERS table for Game 3 showing stats for #31 Skoff, Matthew and #31 Michael Matyas.

PENALTY SUMMARY table for Game 3 listing infractions for both teams.

Penn State-Skoff, Matthew (1-0-2). Alaska Anchorage-Michael Matyas (1-0-1).  
Brice Alaska Goal Rush  
Alaska Anchorage wins shootout, 1-0

## GAME 4 (OCT. 18, 2014): ALASKA 4, PENN STATE 3

Penn State (1-1-2) vs. Alaska (4-0-0)  
Date: Oct 18, 2014 • Location: Fairbanks, Alaska • Arena: Carlson Center  
Attendance: 3584 • Start time: 7:27 pm • End time: 9:48 pm • Total time: 2:21

Table with columns: Prd, Time, Team, Scored by, Assists, Vis. on ice, Home on ice, Goals by Period, Shots by Period, Power Play Goals-Att (Sh), Penalties-Minutes by Prd, and Totals. Includes game summary and player statistics for both teams.

GOALTENDERS table for Game 4 showing stats for #31 Skoff, Matthew and #38 Cahill, Sean.

PENALTY SUMMARY table for Game 4 listing infractions for both teams.

Win-Cahill, Sean (1-0-0). Loss-Skoff, Matthew (1-1-2).  
Brice Alaska Goal Rush  
Game 4





# 2014-15 PENN STATE HOCKEY

## GAME 9 (NOV. 14, 2014): #4 UMASS LOWELL 5, PENN STATE 3

Penn State (5-2-2) vs. UMass Lowell (7-1-2)  
Date: Nov 14, 2014 • Location: Lowell, Mass. • Arena: Tsongas Center  
Attendance: 4314 • Start time: 7:15 • End time: 9:20 • Total time: 2:05

Prd Time Team Scored by Assists Vis. on ice Home on ice Goals by Period Team 1 2 3 Tot PSU 0 1 2 3 UML 2 2 1 5 Shots by Period Team 1 2 3 Tot PSU 11 11 15 37 UML 9 12 9 30 Power Play Goals-Att (Sh) Prd PSU UML 1st 0-1 (2) 0-1 (1) 2nd 0-0 (0) 0-0 (0) 3rd 0-0 (0) 0-0 (0) Total 0-1 (2) 0-0 (1) Penalties-Minutes by Prd Prd PSU UML 1st 1-2 1-2 2nd 0-0 0-0 3rd 0-0 0-0 Total 1-2 1-2 Three stars: 1. Francis, Robert 2. Maniccia, Chris 3. Boyle, Kevin Officials: Referee: Tim Benedetto Referee: Geoff Miller Linesman: Brendan Blanchard Linesman: Joe Ross Game timekeeper: Zach Nelson

## GAME 10 (NOV. 14, 2014): PENN STATE 4, #4 UMASS LOWELL 1

Penn State (6-2-2) vs. UMass Lowell (7-2-2)  
Date: Nov 15, 2014 • Location: Lowell, Mass. • Arena: Tsongas Center  
Attendance: 4548 • Start time: 7:00pm • End time: 9:06pm • Total time: 2:06

Prd Time Team Scored by Assists Vis. on ice Home on ice Goals by Period Team 1 2 3 Tot PSU 1 0 1 2 3 UML 0 0 0 0 0 Shots by Period Team 1 2 3 Tot PSU 13 13 13 39 UML 10 9 6 25 Power Play Goals-Att (Sh) Prd PSU UML 1st 1-1 (2) 0-0 (0) 2nd 0-2 (1) 0-2 (1) 3rd 0-1 (2) 1-1 (1) Total 1-4 (5) 1-3 (2) Penalties-Minutes by Prd Prd PSU UML 1st 0-0 1-2 2nd 1-2 2-4 3rd 1-2 1-2 Total 3-6 4-8 Three stars: 1. Bailey, Casey 2. Holstrom, Taylor 3. Goodwin, David Officials: Referee: Jeff Bunyon Referee: Dave Hansen Linesman: Brendan Blanchard Linesman: Marc Sullivan Game timekeeper: Zach Nelson

TEAM SUMMARY # Penn State G A PI Sh +/- BI # UMass Lowell G A PI Sh +/- BI 3 Koudys, Patrick 0 0 0 1 -1 1 2 Panico, Tommy 0 0 0 0 -2 2 4 Juha, Luke 0 0 0 3 +2 2 3 Kapla, Michael 0 0 0 3 +3 1 5 Sweetland, Peter 0 0 0 -3 -1 5 Gambardella, Jo 0 1 2 1 0 1 7 Friedman, Jacob 0 0 1 0 1 2 Mueller, Tyler 0 0 2 +1 0 2 9 Goodwin, David 1 0 0 2 +1 1 8 Campbell, Evan 0 0 0 5 +1 0 10 Conway, Scott 0 0 2 3 -1 1 9 Wallin, Terrence 0 0 0 0 0 0 13 Brooks, Kenny 0 0 0 3 -1 1 12 Hough, Gage 0 0 0 1 0 0 14 Olczyk, Tommy 1 0 0 2 -1 0 21 Chapelle, Adam 0 1 0 2 +1 0 15 Loik, Curtis 0 1 0 2 -2 0 12 Francis, Robert 2 0 0 2 +1 0 18 Robinson, James 0 0 0 3 -1 0 17 Maniccia, Chris 0 2 0 1 0 1 19 Scheid, Eric 0 0 0 1 -1 0 18 White, A.J. 0 0 0 1 0 0 20 Autio, Erik 0 0 0 +2 1 1 19 Smith, C.J. 1 1 0 3 +1 0 21 DeRosa, Ricky 0 0 0 2 0 0 20 Suter, Jake 0 0 0 2 -1 2 22 Thompson, David 0 0 0 3 0 3 24 Colantone, Micha 0 1 0 1 +1 0 24 Jensen, Nate 0 0 0 1 -4 1 25 Zink, Dylan 0 1 0 1 +2 3 27 Gardiner, Max 0 0 0 3 0 1 20 Edwards, John 0 0 2 +1 1 28 Holstrom, Taylor 0 2 0 1 0 0 1 Smith, Jeff dnp 0 0 0 0 0 0 Totals 3 4 2 37 -10 16 1 Totals 5 9 2 30 +1 11

GOALTENDERS # Penn State Dec Min GA 1 2 3 Saves # UMass Lowell Dec Min GA 1 2 3 Saves 31 Skoff, Matthew L 28:47 4 7 1 0 8 33 Boyle, Kevin W 60:00 3 11 10 13 34 34 McAdam, Eamon W 60:00 1 10 9 5 24 1 Smith, Jeff L 20:47 4 10 0 0 10 33 Boyle, Kevin W 39:07 0 9 8 17 EMPTY NET 0:06 0 0 0 0 0

PENALTY SUMMARY Prd Player Team Min/Offense Time Prd Player Team Min/Offense Time 1st Gambardella, Joe UML 2.Tripping 04:06 PP 1st Conway, Scott PSU 2.Hooking 07:36 PP 2nd Gardiner, Max PSU 2.Hooking 05:16 PP 2nd Downing, Michael MICH 2.Hitting From Behind 13:44 PP 1st Serville, Brennan MICH 2.Holding 10:49 PP 2nd Thompson, David PSU 2.Holding 10:49 PP

PENALTY SUMMARY Prd Player Team Min/Offense Time Prd Player Team Min/Offense Time 1st Zink, Dylan UML 2.Tripping 05:25 PP 2nd Robinson, James PSU 2.Slashing 15:57 PP 2nd Edwards, John UML 2.Boarding 05:44 PP 3rd Smith, C.J. PSU 2.Hooking 04:42 PP 2nd Thompson, David PSU 2.Tripping 09:00 PP 3rd Bailey, Casey PSU 2.Slashing 09:45 PP 2nd Zink, Dylan UML 2.Holding 09:23

## GAME 11 (NOV. 21, 2014): PENN STATE 3, MICHIGAN 1

Penn State (7-2-2, 1-0-0-0 B1G) vs. Michigan (4-6-0, 0-1-0-0 B1G)  
Date: Nov 21, 2014 • Location: Ann Arbor, Mich • Arena: Yost Ice Arena  
Attendance: 5415 • Start time: 7:36 pm • End time: 10:00 pm • Total time: 2:24

Prd Time Team Scored by Assists Vis. on ice Home on ice Goals by Period Team 1 2 3 Tot PSU 3 0 0 3 MICH 1 0 1 2 Shots by Period Team 1 2 3 Tot PSU 15 7 6 28 MICH 14 18 8 40 Power Play Goals-Att (Sh) Prd PSU MICH 1st 1-1 (1) 0-2 (5) 2nd 0-1 (0) 0-1 (3) 3rd 0-0 (0) 0-1 (0) Total 1-2 (1) 0-4 (8) Penalties-Minutes by Prd Prd PSU MICH 1st 2-4 1-2 2nd 1-2 1-2 3rd 2-4 1-2 Total 5-10 3-6 Three stars: 1. Bailey, Casey 2. Shuart, Max 3. McAdam, Eamon Officials: Referee: Peter Feola Referee: Marco Hunt Linesman: Fraser McIntyre Linesman: Brett DesRosiers

## GAME 12 (NOV. 22, 2014): MICHIGAN 8, PENN STATE 1

Penn State (7-3-2, 1-1-0-0 B1G) vs. Michigan (5-6-0, 1-1-0-0 B1G)  
Date: Nov 22, 2014 • Location: Ann Arbor, Mich • Arena: Yost Ice Arena  
Attendance: 4891 • Start time: 7:38 pm • End time: 9:55 pm • Total time: 2:17

Prd Time Team Scored by Assists Vis. on ice Home on ice Goals by Period Team 1 2 3 Tot PSU 1 0 0 1 MICH 9 25 5 35 Shots by Period Team 1 2 3 Tot PSU 9 17 16 42 MICH 12 21 12 45 Power Play Goals-Att (Sh) Prd PSU MICH 1st 0-1 (2) 0-0 (0) 2nd 1-4 (3) 0-3 (8) 3rd 0-3 (4) 0-2 (1) Total 1-8 (13) 0-5 (9) Penalties-Minutes by Prd Prd PSU MICH 1st 0-0 2-4 2nd 3-6 3-6 3rd 2-4 3-6 Total 5-10 8-16 Three stars: 1. Compher, JT 2. Nagelvoort, Zach 3. Copp, Andrew Officials: Referee: Peter Feola Referee: Marco Hunt Linesman: Fraser McIntyre Linesman: Brett DesRosiers

GOALTENDERS # Penn State Dec Min GA 1 2 3 Saves # Michigan Dec Min GA 1 2 3 Saves 34 McAdam, Eamon W 60:00 2 13 18 7 38 35 Nagelvoort, Zach L 59:56 3 12 7 6 25 EMPTY NET 1:01 0 0 0 0 0

GOALTENDERS # Penn State Dec Min GA 1 2 3 Saves # Michigan Dec Min GA 1 2 3 Saves 34 McAdam, Eamon L 0:04 0 0 0 0 0 35 Nagelvoort, Zach W 60:00 1 9 16 41 41

PENALTY SUMMARY Prd Player Team Min/Offense Time Prd Player Team Min/Offense Time 1st Juha, Luke PSU 2.Hooking 05:16 PP 2nd Downing, Michael MICH 2.Hitting After Whistle 03:07 1st Koudys, Patrick PSU 2.Hitting From Behind 13:44 PP 3rd Holstrom, Taylor PSU 3rd Sinelli, Andrew MICH 2.Hitting After Whistle 03:07 1st Serville, Brennan MICH 2.Holding 10:49 PP 3rd Autio, Erik PSU 2.Cross-Checking 17:12 PP 2nd Thompson, David PSU 2.Holding 10:49 PP

PENALTY SUMMARY Prd Player Team Min/Offense Time Prd Player Team Min/Offense Time 1st Compher, JT MICH 2.Holding 06:18 PP 2nd Lohan, Kevin MICH 2.Roughing 18:55 PP 1st Larkin, Dylan MICH 2.Slashing 18:42 PP 3rd Shuart, Max MICH 2.Tripping 01:27 PP 2nd Serville, Brennan MICH 2.Slashing 11:03 PP 3rd Loik, Curtis PSU 2.Hooking 01:46 PP 2nd DeRosa, Ricky PSU 2.Holding 11:03 PP 3rd Motte, Tyler MICH 2.Slashing 04:44 PP 2nd Milley, Jonathan PSU 2.Roughing 14:01 PP 3rd Gardiner, Max PSU 2.Tripping 06:50 PP 2nd Holstrom, Taylor PSU 2.Slashing 14:35 PP 3rd Downing, Michael MICH 2.EI 17:21 PP







# 2014-15 PENN STATE HOCKEY

## GAME 16 (DEC. 29, 2014): ROBERT MORRIS 4, PENN STATE 2      GAME 17 (DEC. 30, 2014): WESTERN MICHIGAN 4, PENN STATE 1

Penn State (9-5-2, 3-1-0-0 B1G) vs. Robert Morris (12-2-3, 9-2-3 AHA)  
Date: Dec 29, 2014 • Location: Pittsburgh, Pa. • Arena: Consol Energy Center  
Attendance: 6252 • Start time: 7:45 pm • End time: 10:00 pm • Total time: 2:15

Penn State (9-6-2, 3-1-0-0 B1G) vs. Western Michigan (7-9-2, 2-6-2-2 NCHC)  
Date: Dec 30, 2014 • Location: Pittsburgh, Pa. • Arena: Consol Energy Center  
Attendance: 5076 • Start time: 4:35 pm • End time: 6:46 pm • Total time: 2:11

Prd Time Team Scored by Assists Vis. on ice Home on ice Goals by Period

Prd Time Team Scored by Assists Vis. on ice Home on ice Goals by Period

TEAM SUMMARY # Penn State G A PI Sh +/- BI # Robert Morris G A PI Sh +/- BI

TEAM SUMMARY # Western Michigan G A PI Sh +/- BI # Penn State G A PI Sh +/- BI

GOALTENDERS # Penn State Dec Min GA 1 2 3 Saves # Robert Morris Dec Min GA 1 2 3 Saves

GOALTENDERS # Penn State Dec Min GA 1 2 3 Saves # Western Michigan Dec Min GA 1 2 3 Saves

PENALTY SUMMARY Prd Player Team MinOffense Time Prd Player Team MinOffense Time

PENALTY SUMMARY Prd Player Team MinOffense Time Prd Player Team MinOffense Time

Win-SHAFER, Terry (6-1-2). Loss-McAdam, Eamon (3-2-0). Three Rivers Classic

Win-Lukas Hafner (6-6-2). Loss-Skoff, Matthew (6-4-2). Three Rivers Classic

## GAME 18 (JAN. 9, 2015): OHIO STATE 5, PENN STATE 4 (OT)      GAME 19 (JAN. 10, 2015): PENN STATE 1, OHIO STATE 1

Ohio State (7-9-2, 2-2-0-0 B1G) vs. Penn State (9-7-2, 3-2-0-0 B1G)  
Date: Jan 09, 2015 • Location: University Park, Pa. • Arena: Pegula Ice Arena  
Attendance: 5829 • Start time: 7:07 pm • End time: 9:35 pm • Total time: 2:28

Ohio State (7-10-2, 2-3-0-0 B1G) vs. Penn State (10-7-2, 4-2-0-0 B1G)  
Date: Jan 10, 2015 • Location: University Park, Pa. • Arena: Pegula Ice Arena  
Attendance: 5988 • Start time: 3:07 pm • End time: 5:24 pm • Total time: 2:17

Prd Time Team Scored by Assists Vis. on ice Home on ice Goals by Period

Prd Time Team Scored by Assists Vis. on ice Home on ice Goals by Period

TEAM SUMMARY # Ohio State G A PI Sh +/- BI # Penn State G A PI Sh +/- BI

TEAM SUMMARY # Penn State G A PI Sh +/- BI # Ohio State G A PI Sh +/- BI

GOALTENDERS # Ohio State Dec Min GA 1 2 3 Saves # Penn State Dec Min GA 1 2 3 Saves

GOALTENDERS # Penn State Dec Min GA 1 2 3 Saves # Ohio State Dec Min GA 1 2 3 Saves

PENALTY SUMMARY Prd Player Team MinOffense Time Prd Player Team MinOffense Time

PENALTY SUMMARY Prd Player Team MinOffense Time Prd Player Team MinOffense Time

Win-Christian Frey (3-4-1). Loss-Musico, PJ (0-1-0). Ohio State timeout - 8:06 in the 3rd Penn State timeout - 19:20 in the 3rd

Win-McAdam, Eamon (4-2-0). Loss-Frey, Christian (3-5-1). Ohio State timeout 18:04 in 2nd

Prd Player Team MinOffense Time Prd Player Team MinOffense Time

Prd Player Team MinOffense Time Prd Player Team MinOffense Time





# 2014-15 PENN STATE HOCKEY

## GAME 24 (JAN. 31, 2015): PENN STATE 4, #14 VERMONT 2

Vermont (15-9-2, 7-6-1 HEA) vs. Penn State (13-7-4, 5-2-1 B1G)  
Date: Jan 31, 2015 • Location: Philadelphia, Pa. • Arena: Wells Fargo Center  
Attendance: 11674 • Start time: 1:10 pm • End time: 3:30 pm • Total time: 2:20

Prd Time Team Scored by Assists Vis. on ice Home on ice Goals by Period Team 1 2 3 Tot UVM 0 2 0 2 PSU 0 1 3 4

TEAM SUMMARY # Vermont G A PI Sh +/- BI # Penn State G A PI Sh +/- BI

GOALTENDERS # Vermont Dec Min GA 1 2 3 Saves # Penn State Dec Min GA 1 2 3 Saves

PENALTY SUMMARY Prd Player Team MinOffense Time Prd Player Team MinOffense Time

Win-Musico, PJ (2-1-1). Loss-Santaguida, Mike (5-6-0). Timeout Vermont - 18:34 in 3rd Period



## GAME 25 (FEB. 6, 2015): PENN STATE 5, WISCONSIN 2

Wisconsin (2-17-4, 0-7-2-2 B1G) vs. Penn State (14-7-4, 6-2-1-0 B1G)  
Date: Feb 06, 2015 • Location: University Park, Pa. • Arena: Pegula Ice Arena  
Attendance: 6033 • Start time: 6:40 pm • End time: 9:00 pm • Total time: 2:20

Prd Time Team Scored by Assists Vis. on ice Home on ice Goals by Period Team 1 2 3 Tot PSU 5 2 0 7 WIS 2 0 0 2

TEAM SUMMARY # Wisconsin G A PI Sh +/- BI # Penn State G A PI Sh +/- BI

GOALTENDERS # Wisconsin Dec Min GA 1 2 3 Saves # Penn State Dec Min GA 1 2 3 Saves

PENALTY SUMMARY Prd Player Team MinOffense Time Prd Player Team MinOffense Time

Win-Musico, PJ (3-1-1). Loss-Rumpel, Joel (2-15-4). Timeout WIS 18:31 in 3rd period

## GAME 26 (FEB. 7, 2015): PENN STATE 4, WISCONSIN 1

Wisconsin (2-18-4, 0-8-2-2 B1G) vs. Penn State (15-7-4, 7-2-1-0 B1G)  
Date: Feb 07, 2015 • Location: University Park, Pa. • Arena: Pegula Ice Arena  
Attendance: 6103 • Start time: 2:07 pm • End time: 4:26 pm • Total time: 2:19

Prd Time Team Scored by Assists Vis. on ice Home on ice Goals by Period Team 1 2 3 Tot PSU 4 1 0 5 WIS 1 2 2 5

TEAM SUMMARY # Wisconsin G A PI Sh +/- BI # Penn State G A PI Sh +/- BI

GOALTENDERS # Wisconsin Dec Min GA 1 2 3 Saves # Penn State Dec Min GA 1 2 3 Saves


PENALTY SUMMARY Prd Player Team MinOffense Time Prd Player Team MinOffense Time

Win-Musico, PJ (4-1-1). Loss-Rumpel, Joel (2-16-4).






# 2014-15 PENN STATE HOCKEY




**1**  
**PJ MUSICO**  
Sr. | G | 6-1 | 200




**2**  
**CONNOR VARLEY**  
Jr. | D | 5-11 | 200



**3**  
**PATRICK KOUDYS**  
Sr. | D | 6-3 | 210




**4**  
**LUKE JUHA**  
Jr. | D | 5-11 | 198



**6**  
**PETER SWEETLAND**  
Sr. | D | 6-2 | 205




**7**  
**JACOB FRIEDMAN**  
Sr. | F | 5-9 | 179




**9**  
**DAVID GOODWIN**  
So. | F | 5-10 | 190




**10**  
**SCOTT CONWAY**  
Fr. | F | 6-0 | 190




**11**  
**DAVID GLEN**  
Jr. | F | 6-1 | 186



**12**  
**DYLAN RICHARD**  
So. | F | 6-1 | 187



**13**  
**KENNY BROOKS**  
Jr. | F | 6-1 | 210



**14**  
**TOMMY OLCZYK**  
Sr. | F | 5-10 | 190




**15**  
**CURTIS LOIK**  
Jr. | F | 6-1 | 214



**17**  
**ZACH SAAR**  
So. | F | 6-5 | 236




**18**  
**JAMES ROBINSON**  
Fr. | F | 6-1 | 180



**19**  
**ERIC SCHEID**  
Jr. | F | 5-10 | 174



**20**  
**ERIK AUTIO**  
Fr. | D | 5-10 | 176



**21**  
**RICKY DeROSA**  
So. | F | 6-1 | 185




**22**  
**DAVID THOMPSON**  
So. | D | 6-2 | 217



**23**  
**JONATHAN MILLEY**  
Jr. | F | 6-4 | 246



**24**  
**NATE JENSEN**  
Sr. | D | 6-0 | 196



**25**  
**CASEY BAILEY**  
Jr. | F | 6-3 | 205




**26**  
**MIKE WILLIAMSON**  
So. | D | 6-3 | 206



**27**  
**MAX GARDINER**  
Sr. | F | 6-3 | 203



**28**  
**TAYLOR HOLSTROM**  
Sr. | F | 5-9 | 185



**31**  
**MATTHEW SKOFF**  
Jr. | G | 6-1 | 195



**34**  
**EAMON McADAM**  
So. | G | 6-2 | 199



**HC**  
**GUY GADOWSKY**  
Third Season



**AC**  
**KEITH FISHER**  
Third Season



**AC**  
**MATT LINDSAY**  
Third Season