

# PENN STATE MEN'S LACROSSE

## GAME 2: PENN STATE VS. ROBERT MORRIS FEBRUARY 9, 2019 | 11 A.M. | UNIVERSITY PARK, PA.

### PROJECTED STARTING LINES

ATTACK	GP-GS	G	A	PTS
#1 Grant Ament	1-1	3	7	10
#3 Mac O'Keefe	1-1	2	2	4
#7 TJ Malone	1-0	3	0	3
#14 Dylan Foulds	1-1	3	0	3

MIDFIELD	GP-GS	G	A	PTS
#13 Nick Spillane	1-1	2	0	2
#25 Jack Kelly	1-1	0	1	1

DEFENSE MIDFIELD	GP-GS	G	GB	CT
#21 Nick McEvoy	1-0	0	2	0
#23 Tommy Wright	1-0	0	1	0
#31 Kevin Fox	1-0	0	1	0

CLOSE DEFENSE	GP-GS	G	GB	CT
#16 Chris Sabia	1-1	0	1	1
#17 Mike Aronow	0-0	0	0	0
#43 Nick Cardie	1-1	0	2	2
#44 Brayden Peck	1-1	0	3	2

GOAL	GP-GS	MIN	GA	SAVE
#34 Colby Kneese	1-1	53:04	4	19

FACEOFF	GP-GS	GB	F/O	PCT.
#40 Gerard Arceri	1-0	9	14/16	.875

### THE MATCH-UP

Penn State and Robert Morris are even at 3-3 in the all-time series with the Colonials taking the 2018 meeting, 12-9, in University Park. This will be the first game of the 2019 season for RMU, while the Nittany Lions come in after a 17-7 win over Villanova.

### THE RETURN

The Penn State Nittany Lions return not only nine starters and the USILA Third Team All-America face-off specialist, the Nittany Lions return 2017 60-point scorer in Grant Ament who was sidelined in 2018 with injury. In his absence, Nick Spillane, a starting offensive middle in 2017, slid to attack to fill the distribution role that was void without Ament. Now with Ament back in action, Spillane is able to return back to the midfield to replace the loss of Ryan Keenan, who has taken his talents to the professional realm and is playing for the Ohio Machine.

### CAPTAINS

The Penn State head coach Jeff Tambroni named Mike Aronow, Matt Donnelly and Chris Sabia as captains for 2019.

Aronow, a native of Holbrook, N.Y., returns as team captain after being the only underclassman in the role in 2018, an honor he received after missing all of the 2017 season due to injury. In his comeback season as a redshirt junior, Aronow started all 14 games at defender, causing 11 turnovers, which was good for second on the team. He added 24 ground balls and an assist in 2018.

Donnelly, a native of Sewell, N.J., played in all 14 games in 2018, including earning four starts. He scored eight goals and added five assists for 13 points. He also added seven ground balls and two caused turnovers on the season. Donnelly has also proven his perseverance throughout his career, and was given the No. 11 jersey as a freshman.

Sabia has started all 45 games in his collegiate career, and has accumulated 51 career turnovers, 75 ground balls, six goals and an assist in his time at Penn State. The defenseman has earned both conference and national recognition as he was named both a 2017 and 2018 All-Big Ten second team honoree and was a USILA honorable mention All-American in 2017 and 2018 as well.

### BIG TEN PRESEASON POLL

The Penn State men's lacrosse team was picked third in the 2019 Big Ten Preseason Coaches Poll that was announced by the league office.

Penn State was picked third following the No. 1 pick, Johns Hopkins, and Maryland, who was picked second. Ohio State and Rutgers tied for fourth, and Michigan was picked sixth.

The Big Ten Conference office also announced their preseason Players to Watch list which featured senior defenseman Chris Sabia, junior attackman Grant Ament, and junior face-off specialist Gerard Arceri.

### MORE THAN A NUMBER

Penn State has special meaning behind the jersey numbers 11 and 16.

Matt Donnelly has proven his perseverance throughout his career and was given the No. 11 jersey as a freshman as the No. 11 is presented to a young man who has persevered in the face of adversity. Donnelly lost his father during his junior year of high school. The jersey number 11, worn by Michael Jacober, 2002-05, has become symbolic of the strength and compassion of the 2005 Penn State lacrosse team who rallied around Michael after his family was tragically killed in a plane crash during his senior season year.

The No. 16 uniform will be worn by Chris Sabia in 2019 as he was selected by former Nittany Lion Ryan Keenan to next wear the number, which has been presented annually, since 2016, to a senior who best represents the "Heart of a Competitor" in honor of our "Teammate for Life" Connor Darcey. Connor passed away tragically on June 12, 2015 in a car accident, prior to his redshirt junior season. The No. 16 is passed down by the student-athlete who had the honor of wearing the No. 16 during the previous season.

### ACTIVE POINT STREAK

Redshirt junior Grant Ament has the sixth longest point scoring streak in the nation, recording a point in all 32 of his career games played are 51-69-120. Pat Spencer of Loyola currently leads the list at 51.

### WEEK 1 ROUND-UP

Penn State opened up 2019 with a 17-7 win over Villanova. Penn State saw redshirt junior Grant Ament and junior Colby Kneese have career performances, while 11 different Nittany Lions recorded points for the Blue & White. Ament, who was sidelined for all of 2018, made a triumphant return as the attackman recorded a career-best 10 points by tallying three goals and a career-high seven assists. Kneese was a stalwart for the Nittany Lions in the cage recording a career-best 19 saves and only allowing four goals in 53:04. Defensively, TJ Connellan and Nick Cardie each recorded two caused turnovers, while Brayden Peck and Chris Sabia each tallied one.

Penn State saw Ament, Kneese and freshman TJ Malone earn weekly honors from the Big Ten. Ament was named the Big Ten Offensive Player of the Week, Kneese was named Co-Specialist of the Week, and Malone picked up his first career honor as the Big Ten Freshman of the Week.

Ament's seven assists tied for fourth most in a single game for Penn State history. He also moved into eighth all-time in Penn State history for career assists with 71. This was Ament's second career Big Ten weekly honor after earning the same honor on February 22, 2017.

This marks Kneese's third career Big Ten Specialist of the Week honor (4/3/18, 4/4/17).

### 2019 SCHEDULE

1-0 OVERALL | 0-0 BIG TEN  
1-0 HOME • 0-0 AWAY • 0-0 NEUTRAL

F2	VILLANOVA	W, 17-7
F9	ROBERT MORRIS	11 a.m.
F16	at Stony Brook	noon
F23	at Yale	1 p.m.
M2	Penn	1 p.m.
M8	vs. Cornell(1)	8 p.m.
M10	vs. Jacksonville(1)	3:30 p.m.
M23	at Cleveland State	1 p.m.
M3*	at Maryland	7 p.m.
A7*%	OHIO STATE	7 p.m.
A13*%	at Michigan	noon
A21*	JOHNS HOPKINS	noon
A27*	RUTGERS	2:30 p.m.
M2	Big Ten Tournament(2)	TBA
M4	Big Ten Tournament(2)	TBA
M8	NCAA Play-In Game(3)	TBA
M11	NCAA First Round(3)	TBA
M12	NCAA First Round(3)	TBA
M18	NCAA Quarterfinals(4)	TBA
M19	NCAA Quarterfinals(5)	TBA
M25	NCAA Semifinals(6)	TBA
M27	NCAA Final(6)	TBA

\* - Big Ten Conference game • \$ - Exhibition game  
% - Creator's Trophy game • All times Eastern Home games in CAPS at Panzer Stadium

- (1) Charlotte, N.C.
- (2) Piscataway, N.J.
- (3) Campus Sites
- (4) Hempstead, N.Y.
- (5) East Hartford, Conn.
- (6) Philadelphia, Pa.

# 2019 PENN STATE MEN'S LACROSSE

## 2019 ROSTER

No.	Name	Position	Year	Height	Weight	Hometown/High School/Last College
1	Grant Ament	A	R-Jr.	5-9	165	Doylestown, Pa. / The Haverford School
2	TJ Connellan	D	Jr.	6-1	185	Cazenovia, N.Y. / Cazenovia
3	Mac O'Keefe	A	Jr.	6-0	180	Syosset, N.Y. / Syosset
4	Bobby Burns	M	So.	5-10	185	Smithtown, N.Y. / Smithtown East
5	Kevin Hill	M	Sr.	5-11	190	Webster, N.Y. / Webster Thomas
6	Brandon Stern	M	R-Jr.	5-11	175	Cherry Hill, N.J. / Cherry Hill East
7	TJ Malone	A	Fr.	5-11	180	West Chester, Pa. / The Haverford School
8	Mike Shinske	M	So.	5-11	185	Medford, N.J. / Shawnee
9	Mitch Schaefer	M	Jr.	5-11	165	Canandaigua, N.Y. / Canandaigua Academy
10	John Nostrant	M	So.	5-8	160	Haverford, Pa. / The Haverford School
11	Matt Donnelly	A	Sr.	5-7	165	Sewell, N.J. / Clearview Regional
12	Seamus Glynn	A/M	Fr.	6-0	185	Villanova, Pa. / Malvern Prep
13	Nick Spillane	M	Sr.	5-10	190	Franklin Square, N.Y. / Carey
14	Dylan Foulds	A	R-Jr.	6-0	180	Port Coquitlam, B.C. (Canada) / Terry Fox Secondary
15	Robby Black	M	Sr.	6-4	205	Lutherville, Md. / McDonogh School
16	Chris Sabia	D	Sr.	6-2	200	Harleysville, Pa. / The Haverford School
17	Mike Aronow	D	R-Sr.	5-11	185	Holbrook, N.Y. / Sachem North
18	Joey Soran	D	So.	6-4	220	Aurora, Colo. / Regis Jesuit
19	Brian Townsend	M	So.	6-0	170	Silver Spring, Md. / Gonzaga College
20	Malcolm Glendinning	LSM	So.	5-10	185	Lafayette Hill, Pa. / Chestnut Hill Academy/Boston U
21	Nick McEvoy	M	Jr.	5-10	185	Washington, D.C. / Gonzaga College
23	Tommy Wright	LSM	R-Jr.	6-1	200	Garden City, N.Y. / Garden City
25	Jack Kelly	M	So.	6-1	190	Scarborough, Ontario, Canada / Birchmount Park, C.I.
26	Dan Reaume	M	R-Fr.	6-0	180	Beverly Hills, Mich. / Brother Rice
27	Barrett Sutley	M	Jr.	6-2	195	Owings Mills, Md. / McDonogh School
28	Cole Willard	A/M	So.	5-11	165	Cazenovia, N.Y. / Cazenovia
29	Tommy Baker	LSM	Fr.	6-1	175	Syracuse, N.Y. / West Genesee
30	Jake Glatz	M	So.	5-10	195	Shrewsbury, Pa. / Boys' Latin
31	Kevin Fox	D	Sr.	5-9	170	Annapolis, Md. / St. Mary's - Annapolis
32	Dean Lamela	D	Sr.	6-2	205	Brick, N.J. / The Lawrenceville School
33	Jack Traynor	A	Fr.	5-9	170	Downingtown, Pa. / Malvern Prep
34	Colby Kneese	G	Jr.	5-10	175	Dallas, Texas / Highland Park
35	CJ Battaglia	D	Fr.	5-10	160	Webster, N.Y. / Webster Thomas
38	Dylan Sulzbach	G	So.	5-8	180	Pittsford, N.Y. / Salisbury School
40	Gerard Arceri	M	Jr.	6-0	200	St. James, N.Y. / Smithtown East
41	Trevor Scollins	G	Sr.	6-1	175	Marshfield, Mass. / Marshfield
42	Joe White	A	Fr.	6-0	180	Richmond, Va. / Collegiate School
43	Nick Cardile	D	Jr.	6-1	185	West Grove, Pa. / Avon Grove
44	Brayden Peck	D	So.	5-11	190	West Grove, Pa. / Avon Grove
45	Jake McCaughan	D	So.	6-0	180	Medford, N.J. / St. Augustine Prep
46	Aleric Fyock	G	Fr.	6-1	220	Bowie, Maryland / St. Mary's - Annapolis
47	Brett Funk	D	Fr.	5-9	170	Medford, N.J. / Shawnee
48	Jordan Donaghy	M	Fr.	5-8	170	Westchester, Pa. / Malvern Prep
49	Nate Buller	A	Fr.	6-0	190	Herndon, Va. / Landon School
50	Brett Hobbs	M	Fr.	6-3	225	Wilmington, Del. / Salesianum

**HEAD COACH:** Jeff Tambroni (Hobart '92), Ninth Season

**ASSOCIATE HEAD COACH:** Peter Toner (Springfield '03), Ninth Season

**ASSISTANT COACH:** John Haus (Maryland '13), Second Season

**DIRECTOR OF OPERATIONS:** Taylor Mendoza (SUNY-Cortland '13), Second Season

**VOLUNTEER ASSISTANT COACH:** John Hogan (Cornell '15), Second Season

### PRONUNCIATIONS

Aleric Fyock	al-la-RICK Fy-OCK	Haus	Hass
Ament	Aye-ment	Kneese	CUH-Niece
Arceri	ARE-sair-ee	Lamela	Lah-Mel-UH
Aronow	air-RUH-now	McCaughan	Mac-CAWN
Cardile	CAR-deal	Reaume	ray-oom
Connellan	cuh-NELL-in	Sabia	SAY-bee-uh
Donaghy	donna-GEE	Tambroni	Tam-BRO-Knee
Foulds	Folds		

#BRICKSQUAD

# 2019 PENN STATE MEN'S LACROSSE



**GRANT AMENT**  
#1 | R-JR. | ATTACK




**GERARD ARCERI**  
#40 | JR. | MIDFIELD



**MIKE ARONOW**  
#17 | R-SR. | DEFENSE



**TOMMY BAKER**  
#29 | FR. | MIDFIELD



**CJ BATTAGLIA**  
#35 | FR. | DEFENSE



**ROBBY BLACK**  
#15 | SR. | MIDFIELD



**NATE BULLER**  
#49 | FR. | ATTACK




**BOBBY BURNS**  
#4 | SO. | MIDFIELD



**NICK CARDILE**  
#43 | JR. | DEFENSE




**TJ CONNELLAN**  
#2 | JR. | DEFENSE




**JORDAN DONAGHY**  
#48 | FR. | MIDFIELD



**MATT DONNELLY**  
#11 | SR. | ATTACK




**DYLAN FOULDS**  
#14 | R-JR. | ATTACK




**KEVIN FOX**  
#31 | SR. | DEFENSE



**BRETT FUNK**  
#47 | FR. | DEFENSE



**ALERIC FYOCK**  
#46 | FR. | GOALIE




**JAKE GLATZ**  
#30 | SO. | MIDFIELD




**MALCOLM GLENDINNING**  
#20 | SO. | MIDFIELD



**SEAMUS GLYNN**  
#12 | FR. | MIDFIELD



**KEVIN HILL**  
#5 | SR. | MIDFIELD




**BRETT HOBBS**  
#50 | FR. | MIDFIELD



**JACK KELLY**  
#29 | SO. | MIDFIELD




**COLBY KNEESE**  
#34 | JR. | GOALIE




**DEAN LAMELA**  
#32 | SR. | DEFENSE



**TJ MALONE**  
#7 | FR. | ATTACK



**JAKE MCCAUGHAN**  
#45 | SO. | DEFENSE



**NICK MCEVOY**  
#21 | JR. | MIDFIELD



**JOHN NOSTRANT**  
#10 | SO. | MIDFIELD



**MAC O'KEEFE**  
#3 | JR. | ATTACK



**BRAYDEN PECK**  
#44 | SO. | DEFENSE



**DAN REAUME**  
#26 | R-FR. | MIDFIELD



**CHRIS SABIA**  
#25 | SR. | DEFENSE



**MITCH SCHAEFER**  
#9 | JR. | MIDFIELD



**TREVOR SCOLLINS**  
#41 | SR. | GOALIE



**MIKE SHINSKE**  
#8 | SO. | MIDFIELD



**JOEY SORAN**  
#18 | SO. | DEFENSE



**NICK SPILLANE**  
#13 | SR. | MIDFIELD



**BRANDON STERN**  
#6 | R-JR. | MIDFIELD



**DYLAN SULZBACH**  
#38 | SO. | GOALIE



**BARRETT SUTLEY**  
#27 | JR. | MIDFIELD



**BRIAN TOWNSEND**  
#119 | SO. | MIDFIELD



**JACK TRAYNOR**  
#33 | FR. | ATTACK



**JOE WHITE**  
#42 | FR. | ATTACK



**COLE WILLARD**  
#28 | SO. | ATTACK/MID



**TOMMY WRIGHT**  
#23 | R-JR. | DEFENSE



**JEFF TAMBRONI**  
HEAD COACH



**PETER TONER**  
ASSOCIATE HEAD COACH



**JOHN HAUS**  
ASSISTANT COACH

#WEARE

# 2019 PENN STATE MEN'S LACROSSE

## 2019 PENN STATE MEN'S LACROSSE

OVERALL: 1-0 • BIG TEN: 0-0 • Home: 1-0 • Away: 0-0 • Neutral: 0-0

Date	Opponent	Result	Score	Overall	B1G	Att.	Goal Scorers	Goalkeeper (Record)
Feb. 02	VILLANOVA@	W	17-7	1-0	0-0	875	Ament (3), Malone (3) Foulds (3), O'Keefe (2), Spillane (2), Hill (1), Reaume (1), Willard (1), Arceri (1)	Kneese (1-0)

Home games in CAPS at Panzer Stadium

@ Home game played at Holuba Hall

### ATTENDANCE SUMMARY

	Games	Total Attendance	Average
Home	1	875	875
Away	0	0	0
Neutral	0	0	0
All games	1	875	875

#BRICKSQUAD

# 2019 PENN STATE MEN'S LACROSSE

## 2019 Villanova Men's Lacrosse Penn State Combined Team Statistics

<b>RECORD:</b>	<b>OVERALL</b>	<b>HOME</b>	<b>AWAY</b>	<b>NEUTRAL</b>
ALL GAMES	1-0	1-0	0-0	0-0
CONFERENCE	0-0	0-0	0-0	0-0
NON-CONFERENCE	1-0	1-0	0-0	0-0

<b>Date</b>	<b>Opponent</b>	<b>Score</b>	<b>Att.</b>
Feb 02	VILLANOVA	w 17-7	875

<b>TEAM STATISTICS</b>	<b>PSUMLAX</b>	<b>OPP</b>
<b>SHOT STATISTICS</b>		
Goals-Shot attempts	17-49	7-48
Goals scored per game	17.00	7.00
Shot pct.	.347	.146
Shots on goal-Attempts	27-49	27-48
SOG pct.	.551	.562
Shots/Game	49.0	48.0
Assists	11	1
<b>MAN-UP OPPORTUNITIES</b>		
Goals-Opportunities	2-5	1-6
Conversion Percent	.400	.167
<b>GOAL BREAKDOWN</b>		
Total Goals	17	7
Man-up	2	1
Man-down	0	0
Unassisted	6	6
Overtime	0	0
Goals scored average	17.00	7.00
<b>GROUND BALLS</b>		
	28	32
<b>TURNOVERS</b>		
	11	9
<b>CAUSED TURNOVERS</b>		
	7	7
<b>FACEOFFS (W-L)</b>		
Faceoff W-L Pct.	17-27	10-27
	.630	.370
<b>CLEARs</b>		
Clear Pct.	20-20	19-20
	1.000	.950
<b>PENALTIES</b>		
Number	6	5
Minutes	5:00	3:00
<b>ATTENDANCE</b>		
Total	875	0
Dates/Avg Per Date	1/875	0/0
Neutral Site #/Avg	0/0	

<b>## PLAYER</b>	<b>GP</b>	<b>G</b>	<b>A</b>	<b>Pts</b>	<b>Sh</b>	<b>Up</b>	<b>Dn</b>	<b>GB</b>	<b>Faceoff</b>
1 Grant Ament	1	3	7	10	5	0	0	2	0-0
3 Mac O'Keefe	1	2	2	4	5	0	0	2	0-0
7 TJ Malone	1	3	0	3	6	1	0	0	0-0
14 Dylan Foulds	1	3	0	3	5	0	0	1	0-0
13 Nick Spillane	1	2	0	2	5	0	0	0	0-0
5 Kevin Hill	1	1	0	1	5	1	0	0	0-0
26 Dan Reaume	1	1	0	1	4	0	0	0	0-0
40 Gerard Arceri	1	1	0	1	3	0	0	9	14-16
28 Cole Willard	1	1	0	1	1	0	0	0	0-0
25 Jack Kelly	1	0	1	1	1	0	0	0	0-0
42 Joe White	1	0	1	1	0	0	0	0	0-0
33 Jack Traynor	1	0	0	0	2	0	0	0	0-0
49 Nate Buller	1	0	0	0	1	0	0	0	0-0
21 Nick McEvoy	1	0	0	0	1	0	0	2	0-1
19 Brian Townsend	1	0	0	0	1	0	0	0	0-0
15 Robby Black	1	0	0	0	1	0	0	2	0-0
11 Matt Donnelly	1	0	0	0	1	0	0	0	0-0
10 John Nostrant	1	0	0	0	1	0	0	0	0-0
4 Bobby Burns	1	0	0	0	1	0	0	0	0-0
48 Jordan Donaghy	1	0	0	0	0	0	0	0	0-3
47 Brett Funk	1	0	0	0	0	0	0	0	0-0
45 Jake McCaughan	1	0	0	0	0	0	0	0	0-0
44 Brayden Peck	1	0	0	0	0	0	0	3	0-0
43 Nick Cardile	1	0	0	0	0	0	0	2	0-0
41 Trevor Scollins	1	0	0	0	0	0	0	0	0-0
35 CJ Battaglia	1	0	0	0	0	0	0	0	0-0
34 Colby Kneese	1	0	0	0	0	0	0	1	0-0
32 Dean Lamela	1	0	0	0	0	0	0	0	0-0
31 Kevin Fox	1	0	0	0	0	0	0	1	0-0
30 Jake Glatz	1	0	0	0	0	0	0	1	3-7
27 Barrett Sutley	1	0	0	0	0	0	0	0	0-0
23 Tommy Wright	1	0	0	0	0	0	0	1	0-0
16 Chris Sabia	1	0	0	0	0	0	0	1	0-0
12 Seamus Glynn	1	0	0	0	0	0	0	0	0-0
8 Mike Shinske	1	0	0	0	0	0	0	0	0-0
2 TJ Connellan	1	0	0	0	0	0	0	0	0-0
Total	1	17	11	28	49	2	0	28	17-27
Opponents	1	7	1	8	48	1	0	32	10-27

<b>## Goalie</b>	<b>GP</b>	<b>Min.</b>	<b>GA</b>	<b>GAAvg</b>	<b>Save</b>	<b>Pct</b>	<b>W-L-T</b>
34 Colby Kneese	1	53:04	4	4.52	19	.826	1-0-0
41 Trevor Scollins	1	6:56	3	25.96	1	.250	0-0-0
Total	1	60:00	7	7.00	20	.741	1-0-0
Opponents	1	60:00	17	17.00	10	.370	0-1-0

<b>Goals by Period</b>	<b>1st</b>	<b>2nd</b>	<b>3rd</b>	<b>4th</b>	<b>Total</b>
Penn State	5	3	6	3	17
Opponents	2	1	1	3	7

<b>Saves by Period</b>	<b>1st</b>	<b>2nd</b>	<b>3rd</b>	<b>4th</b>	<b>Total</b>
Penn State	4	6	6	4	20
Opponents	5	3	0	2	10

<b>Shots by Period</b>	<b>1st</b>	<b>2nd</b>	<b>3rd</b>	<b>4th</b>	<b>Total</b>
Penn State	16	12	11	10	49
Opponents	13	15	10	10	48

<b>Shots on Goal</b>	<b>1st</b>	<b>2nd</b>	<b>3rd</b>	<b>4th</b>	<b>Total</b>
Penn State	10	6	6	5	27
Opponents	6	7	7	7	27

## PLAYER BIOS

**GRANT AMENT** #1  
 REDSHIRT JUNIOR | ATTACK | 5-9 | 165  
 DOYLESTOWN, PA | THE HAVERFORD SCHOOL

**GAME-BY-GAME STATS**

GAME	G	A	Pts	Sh	Up	GB	TO	CT
VILLANOVA	3	7	10	5	0	2	2	0

**SEASON HIGHS**

Points ..... 10 ..... vs. Villanova (2/2/19)  
 Goals ..... 3 ..... vs. Villanova (2/2/19)  
 Assist ..... 7 ..... vs. Villanova (2/2/19)  
 Shots ..... 5 ..... vs. Villanova (2/2/19)  
 Ground Balls ..... 2 ..... vs. Villanova (2/2/19)  
 Caused Turnovers .....

**CAREER HIGHS**

Points ..... 10 ..... vs. Villanova (2/2/19)  
 Goals ..... 6 ..... vs. Cornell (2/18/17)  
 Assist ..... 7 ..... vs. Villanova (2/2/19)  
 Shots ..... 11 ..... vs. Cornell (2/18/17)  
 Ground Balls ..... 4 ..... 2x, last vs. Ohio State (4/2/17)  
 Caused Turnovers ..... 2 ..... vs. Michigan (4/30/17)

**CAREER STATS**

Year	GP-GS	G	A	Pts	Sh	Pct.	GB	TO	CT	Pen
2016	15-15	20	34	54	51	.392	21	17	2	0-0:00
2017	16-16	30	30	60	69	.435	24	21	7	1-1:00
2018	-	-	-	-	-	-	-	-	-	-
2019	1-1	3	7	10	5	.600	2	2	0	0-0:00
<b>Total</b>	<b>32-32</b>	<b>53</b>	<b>71</b>	<b>124</b>	<b>125</b>	<b>.476</b>	<b>47</b>	<b>40</b>	<b>9</b>	<b>1-1:00</b>

**GERARD ARCERI** #40  
 JUNIOR | MIDFIELD | 6-0 | 188  
 ST. JAMES, N.Y. | SMITHTOWN EAST

**GAME-BY-GAME STATS**

GAME	G	A	Pts	Sh	Up	GB	TO	CT
VILLANOVA	1	0	1	3	0	9	1	0

**SEASON HIGHS**

Points ..... 1 ..... vs. Villanova (2/2/19)  
 Goals ..... 1 ..... vs. Villanova (2/2/19)  
 Assist ..... 1 ..... vs. Villanova (2/2/19)  
 Shots ..... 3 ..... vs. Villanova (2/2/19)  
 Ground Balls ..... 9 ..... vs. Villanova (2/2/19)  
 Caused Turnovers .....

**CAREER HIGHS**

Points ..... 3 ..... vs. Stony Brook (2/17/18)  
 Goals ..... 2 ..... vs. Stony Brook (2/17/18)  
 Assist ..... 1 ..... vs. Stony Brook (2/17/18)  
 Shots ..... 3 ..... vs. Villanova (2/2/19)  
 Ground Balls ..... 18 ..... vs. Furman (3/6/18)  
 Caused Turnovers ..... 2 ..... vs. Furman (3/6/18)  
 Faceoff Wins ..... 24 ..... vs. Penn (3/4/17)

**CAREER STATS**

Year	GP-GS	G	A	Pts	Sh	Pct.	GB	TO	CT	Pen
2017	15-0	5	0	5	13	.385	103	11	1	0-0:00
2018	14-9	6	1	7	12	.500	145	12	0	0-0:00
2019	1-0	1	0	1	3	.333	9	1	0	0-0:00
<b>Total</b>	<b>30-9</b>	<b>12</b>	<b>1</b>	<b>13</b>	<b>28</b>	<b>.406</b>	<b>257</b>	<b>24</b>	<b>1</b>	<b>0-0:00</b>

**MIKE ARONOW** #17  
 REDSHIRT SENIOR | DEFENSE | 5-11 | 180  
 HOLBROOK, N.Y. | SACHEM NORTH

**GAME-BY-GAME STATS**

GAME	G	A	Pts	Sh	Up	GB	TO	CT
VILLANOVA	-	-	-	-	-	-	-	-

**SEASON HIGHS**

Points .....  
 Goals .....  
 Assist .....  
 Shots .....  
 Ground Balls .....  
 Caused Turnovers .....

**CAREER HIGHS**

Points ..... 1 ..... 3x, vs. Robert Morris (2/24/18)  
 Goals ..... 1 ..... at Maryland (4/4/15)  
 Assist ..... 1 ..... 2x, last vs. Robert Morris (2/24/18)  
 Shots ..... 1 ..... 3x, last at Michigan (4/28/18)  
 Ground Balls ..... 5 ..... vs. Michigan (4/28/18)  
 Caused Turnovers ..... 3 ..... 2x, last vs. Michigan (4/28/18)

**CAREER STATS**

Year	GP-GS	G	A	Pts	Sh	Pct.	GB	TO	CT	Pen
2015	14-0	1	1	2	2	.500	18	3	9	3-2:30
2016	15-15	0	0	0	0	.000	24	3	13	4-2:30
2017	-	-	-	-	-	-	-	-	-	-
2018	14-14	0	1	1	1	.000	24	5	11	2-2:00
2019	-	-	-	-	-	-	-	-	-	-
<b>Total</b>	<b>43-29</b>	<b>1</b>	<b>2</b>	<b>3</b>	<b>3</b>	<b>.500</b>	<b>66</b>	<b>11</b>	<b>33</b>	<b>9-7:00</b>

**TOMMY BAKER** #29  
 FRESHMAN | DEFENSE | 6-1 | 175  
 SYRACUSE, N.Y. | WEST GENESEE

**GAME-BY-GAME STATS**

GAME	G	A	Pts	Sh	Up	GB	TO	CT
VILLANOVA	-	-	-	-	-	-	-	-

**SEASON HIGHS**

Points .....  
 Goals .....  
 Assist .....  
 Shots .....  
 Ground Balls .....  
 Caused Turnovers .....

**CAREER HIGHS**

Points .....  
 Goals .....  
 Assist .....  
 Shots .....  
 Ground Balls .....  
 Caused Turnovers .....

**CAREER STATS**

Year	GP-GS	G	A	Pts	Sh	Pct.	GB	TO	CT	Pen
2019	-	-	-	-	-	-	-	-	-	-
<b>Total</b>	<b>-</b>	<b>-</b>	<b>-</b>	<b>-</b>	<b>-</b>	<b>-</b>	<b>-</b>	<b>-</b>	<b>-</b>	<b>-</b>

**CJ BATTAGLIA** #35  
 FRESHMAN | DEFENSE | 5-10 | 160  
 WEBSTER, N.Y. | WEST THOMAS

**GAME-BY-GAME STATS**

GAME	G	A	Pts	Sh	Up	GB	TO	CT
VILLANOVA	0	0	0	0	0	0	0	0

**SEASON HIGHS**

Points .....  
 Goals .....  
 Assist .....  
 Shots .....  
 Ground Balls .....  
 Caused Turnovers .....

**CAREER HIGHS**

Points .....  
 Goals .....  
 Assist .....  
 Shots .....  
 Ground Balls .....  
 Caused Turnovers .....

**CAREER STATS**

Year	GP-GS	G	A	Pts	Sh	Pct.	GB	TO	CT	Pen
2019	-	-	-	-	-	-	-	-	-	-
<b>Total</b>	<b>-</b>	<b>-</b>	<b>-</b>	<b>-</b>	<b>-</b>	<b>-</b>	<b>-</b>	<b>-</b>	<b>-</b>	<b>-</b>

**ROBBY BLACK** #15  
 SENIOR | MIDFIELD | 6-4 | 190  
 LUTHERVILLE, MD. | MCDONOUGH SCHOOL

**GAME-BY-GAME STATS**

GAME	G	A	Pts	Sh	Up	GB	TO	CT
VILLANOVA	0	0	0	1	0	2	0	0

**SEASON HIGHS**

Points .....  
 Goals .....  
 Assist .....  
 Shots ..... 1 ..... vs. Villanova (2/2/19)  
 Ground Balls ..... 2 ..... vs. Villanova (2/2/19)  
 Caused Turnovers .....

**CAREER HIGHS**

Points ..... 2 ..... 2x, last vs. Michigan (4/28/18)  
 Goals ..... 1 ..... 6x, last vs. Maryland (4/8/18)  
 Assist ..... 2 ..... vs. Michigan (4/28/18)  
 Shots ..... 5 ..... vs. Cleveland State (3/24/18)  
 Ground Balls ..... 3 ..... at Furman (3/8/16)  
 Caused Turnovers ..... 2 ..... vs. Robert Morris (2/24/18)

**CAREER STATS**

Year	GP-GS	G	A	Pts	Sh	Pct.	GB	TO	CT	Pen
2016	3-0	3	0	3	4	.750	2	0	0	0-0:00
2017	5-0	0	1	1	1	.000	0	2	0	0-0:00
2018	14-0	6	4	10	26	.231	5	4	2	2-1:30
2019	1-0	0	0	0	1	.000	2	0	0	1-1:00
<b>Total</b>	<b>23-0</b>	<b>9</b>	<b>5</b>	<b>14</b>	<b>32</b>	<b>.245</b>	<b>9</b>	<b>6</b>	<b>2</b>	<b>3-2:30</b>

## PLAYER BIOS

### NATE BULLER #49

FRESHMAN | ATTACK | 6-0 | 190  
HERNDON, VA. | LONDON

#### GAME-BY-GAME STATS

GAME	G	A	Pts	Sh	Up	GB	TO	CT
VILLANOVA	0	0	0	1	0	0	0	0

#### SEASON HIGHS

Points .....  
Goals .....  
Assist .....  
Shots ..... 1 .....vs. Villanova (2/2/19)  
Ground Balls.....  
Caused Turnovers .....

#### CAREER HIGHS

Points .....  
Goals .....  
Assist .....  
Shots ..... 1 .....vs. Villanova (2/2/19)  
Ground Balls.....  
Caused Turnovers .....

#### CAREER STATS

Year	GP-GS	G	A	Pts	Sh	Pct.	GB	TO	CT	Pen
2019	1-0	0	0	0	1	.000	0	0	0	0-0:00
<b>Total</b>	<b>1-0</b>	<b>0</b>	<b>0</b>	<b>0</b>	<b>1</b>	<b>.000</b>	<b>0</b>	<b>0</b>	<b>0</b>	<b>0-0:00</b>

### BOBBY BURNS #4

SOPHOMORE | MIDFIELD | 6-1 | 175  
SMITHTOWN, N.Y. | SMITHTOWN EAST

#### GAME-BY-GAME STATS

GAME	G	A	Pts	Sh	Up	GB	TO	CT
VILLANOVA	0	0	0	1	0	0	0	0

#### SEASON HIGHS

Points .....  
Goals .....  
Assist .....  
Shots ..... 1 .....vs. Villanova (2/2/19)  
Ground Balls.....  
Caused Turnovers .....

#### CAREER HIGHS

Points ..... 2 .....vs. Stony Brook (2/17/18)  
Goals ..... 1 .....vs. Stony Brook (2/17/18)  
Assist ..... 1 ..... 3x, last vs. Johns Hopkins (4/14/18)  
Shots ..... 2 ..... 2x, last vs. Rutgers (4/22/18)  
Ground Balls..... 1 ..... 3x, last vs. Michigan (4/28/18)  
Caused Turnovers ..... 1 .....vs. Maryland (4/8/18)

#### CAREER STATS

Year	GP-GS	G	A	Pts	Sh	Pct.	GB	TO	CT	Pen
2018	14-0	1	3	4	6	.500	10	2	1	1-0:50
2019	1-0	0	0	0	1	.000	0	0	0	0-0:00
<b>Total</b>	<b>14-0</b>	<b>1</b>	<b>3</b>	<b>4</b>	<b>7</b>	<b>.250</b>	<b>10</b>	<b>2</b>	<b>1</b>	<b>1-0:50</b>

### NICK CARDILE #43

JUNIOR | DEFENSE | 6-1 | 180  
WEST GROVE, PA. | AVON GROVE

#### GAME-BY-GAME STATS

GAME	G	A	Pts	Sh	Up	GB	TO	CT
VILLANOVA	0	0	0	0	0	2	0	2

#### SEASON HIGHS

Points .....  
Goals .....  
Assist .....  
Shots .....  
Ground Balls..... 2 .....vs. Villanova (2/2/19)  
Caused Turnovers ..... 2 .....vs. Villanova (2/2/19)

#### CAREER HIGHS

Points ..... 1 .....vs. Cleveland St. (3/24/18)  
Goals ..... 1 .....vs. Cleveland St. (3/24/18)  
Assist .....  
Shots ..... 1 ..... 2x, last vs. Cleveland St. (3/24/18)  
Ground Balls..... 4 .....vs. Ohio State (3/31/18)  
Caused Turnovers ..... 2 ..... 3x, last vs. Villanova (2/2/19)

#### CAREER STATS

Year	GP-GS	G	A	Pts	Sh	Pct.	GB	TO	CT	Pen
2017	16-6	0	0	0	0	.000	12	5	7	0-0:00
2018	13-8	1	0	1	2	.500	18	1	6	1-1:00
2019	1-1	0	0	0	0	.000	2	0	2	0-0:00
<b>Total</b>	<b>30-15</b>	<b>1</b>	<b>0</b>	<b>1</b>	<b>2</b>	<b>.167</b>	<b>32</b>	<b>6</b>	<b>15</b>	<b>1-1:00</b>

### TJ CONNELLAN #2

JUNIOR | DEFENSE | 6-1 | 1650  
CAZENOVIA N.Y. | CAZENOVIA

#### GAME-BY-GAME STATS

GAME	G	A	Pts	Sh	Up	GB	TO	CT
VILLANOVA	0	0	0	0	0	0	0	2

#### SEASON HIGHS

Points .....  
Goals .....  
Assist .....  
Shots .....  
Ground Balls.....  
Caused Turnovers ..... 2 .....vs. Villanova (2/2/19)

#### CAREER HIGHS

Points .....  
Goals .....  
Assist .....  
Shots .....  
Ground Balls..... 4 .....vs. Furman (3/7/18)  
Caused Turnovers ..... 2 .....vs. Villanova (2/2/19)

#### CAREER STATS

Year	GP-GS	G	A	Pts	Sh	Pct.	GB	TO	CT	Pen
2017	14-10	0	0	0	0	.000	10	4	2	0-0:00
2018	11-0	0	0	0	0	.000	2	0	2	0-0:00
2019	1-0	0	0	0	0	.000	0	0	2	0-0:00
<b>Total</b>	<b>25-10</b>	<b>0</b>	<b>0</b>	<b>0</b>	<b>0</b>	<b>.000</b>	<b>12</b>	<b>4</b>	<b>6</b>	<b>0-0:00</b>

### JORDAN DONAGHY #48

FRESHMAN | MIDFIELD | 5-8 | 170  
WESTCHESTER, PA. | MALVERN PREP

#### GAME-BY-GAME STATS

GAME	G	A	Pts	Sh	Up	GB	TO	CT
VILLANOVA	0	0	0	0	0	0	0	0

#### SEASON HIGHS

Points .....  
Goals .....  
Assist .....  
Shots .....  
Ground Balls.....  
Caused Turnovers .....

#### CAREER HIGHS

Points .....  
Goals .....  
Assist .....  
Shots .....  
Ground Balls.....  
Caused Turnovers .....

#### CAREER STATS

Year	GP-GS	G	A	Pts	Sh	Pct.	GB	TO	CT	Pen
2019	1-0	0	0	0	0	.000	0	0	0	0-0:00
<b>Total</b>	<b>1-0</b>	<b>0</b>	<b>0</b>	<b>0</b>	<b>0</b>	<b>.000</b>	<b>0</b>	<b>0</b>	<b>0</b>	<b>0-0:00</b>

### MATT DONNELLY #11

SENIOR | MIDFIELD | 5-7 | 165  
SEWELL, N.J. | CELARVIEW REGIONAL

#### GAME-BY-GAME STATS

GAME	G	A	Pts	Sh	Up	GB	TO	CT
VILLANOVA	0	0	0	1	0	0	0	0

#### SEASON HIGHS

Points .....  
Goals .....  
Assist .....  
Shots ..... 1 .....vs. Villanova (2/2/19)  
Ground Balls.....  
Caused Turnovers .....

#### CAREER HIGHS

Points ..... 3 .....vs. Robert Morris (2/24/18)  
Goals ..... 2 ..... 3x, last vs. Furman (3/6/18)  
Assist ..... 1 ..... 5x, last vs. Rutgers (4/22/18)  
Shots ..... 5 ..... 2x, last vs. Furman (3/6/18)  
Ground Balls..... 3 ..... 2x, last vs. Hobart (2/10/18)  
Caused Turnovers ..... 1 ..... 2x, last vs. Ohio State (3/31/18)

#### CAREER STATS

Year	GP-GS	G	A	Pts	Sh	Pct.	GB	TO	CT	Pen
2016	6-0	1	0	1	5	.200	3	2	0	0-0:00
2017	5-0	0	0	0	0	.000	0	2	1	0-0:00
2018	14-4	8	5	13	31	.258	7	7	2	1-0:30
2019	1-0	0	0	0	1	.000	0	0	0	0-0:00
<b>Total</b>	<b>26-4</b>	<b>9</b>	<b>5</b>	<b>14</b>	<b>37</b>	<b>.246</b>	<b>10</b>	<b>11</b>	<b>3</b>	<b>1-0:30</b>





## PLAYER BIOS

**SEAMUS GLYNN** #12  
**FRESHMAN | ATTACK/MIDFIELD | 6-0 | 185**  
**VILLANOVA, PA. | MALVERN PREP**

**GAME-BY-GAME STATS**

GAME	G	A	Pts	Sh	Up	GB	TO	CT
VILLANOVA	0	0	0	0	0	0	0	0

**SEASON HIGHS**

Points	-
Goals	-
Assist	-
Shots	-
Ground Balls	-
Caused Turnovers	-

**CAREER HIGHS**

Points	-
Goals	-
Assist	-
Shots	-
Ground Balls	-
Caused Turnovers	-

**CAREER STATS**

Year	GP-GS	G	A	Pts	Sh	Pct.	GB	TO	CT	Pen
2019	1-0	0	0	0	0	.000	0	0	0	0-0:00
<b>Total</b>	<b>1-0</b>	<b>0</b>	<b>0</b>	<b>0</b>	<b>0</b>	<b>.000</b>	<b>0</b>	<b>0</b>	<b>0</b>	<b>0-0:00</b>

**KEVIN HILL** #5  
**SENIOR | MIDFIELD | 5-10 | 175**  
**WEBSTER, N.Y. | WEBSTER THOMAS**

**GAME-BY-GAME STATS**

GAME	G	A	Pts	Sh	Up	GB	TO	CT
VILLANOVA	1	0	1	5	1	0	0	0

**SEASON HIGHS**

Points	1	vs. Villanova (2/2/19)
Goals	1	vs. Villanova (2/2/19)
Assist	-	
Shots	5	vs. Villanova (2/2/19)
Ground Balls	-	
Caused Turnovers	-	

**CAREER HIGHS**

Points	5	vs. Hobart (2/10/18)
Goals	4	vs. Stony Brook (2/17/18)
Assist	3	vs. Hobart (2/10/18)
Shots	8	vs. Furman (3/6/18)
Ground Balls	5	vs. Stony Brook (2/17/18)
Caused Turnovers	1	2x, last at Johns Hopkins (4/15/17)

**CAREER STATS**

Year	GP-GS	G	A	Pts	Sh	Pct.	GB	TO	CT	Pen
2016	15-0	14	5	19	32	.438	9	5	0	0-0:00
2017	16-11	18	6	24	54	.333	10	7	1	0-0:00
2018	14-5	25	7	32	65	.384	7	10	0	0-0:00
2019	1-1	1	0	1	5	.200	0	0	0	0-0:00
<b>Total</b>	<b>46-17</b>	<b>58</b>	<b>18</b>	<b>76</b>	<b>156</b>	<b>.377</b>	<b>26</b>	<b>22</b>	<b>1</b>	<b>0-0:00</b>

**BRETT HOBBS** #50  
**FRESHMAN | MIDFIELD | 6-3 | 225**  
**WILMINGTON, DEL. | SALESIANUM**

**GAME-BY-GAME STATS**

GAME	G	A	Pts	Sh	Up	GB	TO	CT
VILLANOVA	-	-	-	-	-	-	-	-

**SEASON HIGHS**

Points	-
Goals	-
Assist	-
Shots	-
Ground Balls	-
Caused Turnovers	-

**CAREER HIGHS**

Points	-
Goals	-
Assist	-
Shots	-
Ground Balls	-
Caused Turnovers	-

**CAREER STATS**

Year	GP-GS	G	A	Pts	Sh	Pct.	GB	TO	CT	Pen
2019	-	-	-	-	-	-	-	-	-	-
<b>Total</b>	<b>-</b>	<b>-</b>	<b>-</b>	<b>-</b>	<b>-</b>	<b>-</b>	<b>-</b>	<b>-</b>	<b>-</b>	<b>-</b>

**JACK KELLY** #29  
**SOPHOMORE | MIDFIELD | 6-1 | 180**  
**SCARBROUGH, ONTARIO, CANADA. | BIRCHMOUNT PARK**

**GAME-BY-GAME STATS**

GAME	G	A	Pts	Sh	Up	GB	TO	CT
VILLANOVA	0	1	1	1	0	0	0	0

**SEASON HIGHS**

Points	1	vs. Villanova (2/2/19)
Goals	-	
Assist	1	vs. Villanova (2/2/19)
Shots	1	vs. Villanova (2/2/19)
Ground Balls	-	
Caused Turnovers	-	

**CAREER HIGHS**

Points	2	vs. Villanova (2/3/18)
Goals	2	vs. Villanova (2/3/18)
Assist	-	
Shots	5	vs. Robert Morris (2/24/18)
Ground Balls	2	vs. Villanova (2/3/18)
Caused Turnovers	1	vs. Villanova (2/3/18)

**CAREER STATS**

Year	GP-GS	G	A	Pts	Sh	Pct.	GB	TO	CT	Pen
2018	6-0	4	0	4	13	.308	2	2	1	1-0:50
2019	1-1	0	1	1	1	.000	0	0	0	0-0:00
<b>Total</b>	<b>7-1</b>	<b>4</b>	<b>0</b>	<b>5</b>	<b>14</b>	<b>.308</b>	<b>2</b>	<b>2</b>	<b>1</b>	<b>1-0:50</b>

**COLBY KNEESE** #34  
**JUNIOR | GOALIE | 5-10 | 173**  
**DALLAS, TEXAS | HIGHLAND PARK**

**GAME-BY-GAME STATS**

GAME	G	A	Pts	Sh	Up	GB	TO	CT
VILLANOVA	0	0	0	0	0	1	0	0

**SEASON HIGHS**

Points	-	
Goals	-	
Assist	-	
Shots	-	
Ground Balls	1	vs. Villanova (2/2/19)
Caused Turnovers	-	

**CAREER HIGHS**

Fewest GA	3	vs. Furman (3/8/18)
GAA	3.60	vs. Furman (3/8/18)
Saves	18	at Villanova (2/25/17)
Save Percentage	.765	vs. Ohio State (4/2/17)

**CAREER STATS**

Year	GP-GS	MIN	GA	GAA	SV	SV%	W-L	SF
2017	16-15	906:22	159	10.53	167	0.512	12-4	554
2018	14-14	801:46	119	8.91	145	0.549	8-5	445
2019	1-0	53:04	4	4.00	19	-	1-0	-
<b>Total</b>	<b>30-29</b>	<b>1708:08</b>	<b>278</b>	<b>9.77</b>	<b>312</b>	<b>0.523</b>	<b>20-9</b>	<b>999</b>

**DEAN LAMELA** #32  
**SENIOR | DEFENSE | 6-2 | 205**  
**BRICK, N.J. | THE LAWRENCEVILLE SCHOOL**

**GAME-BY-GAME STATS**

GAME	G	A	Pts	Sh	Up	GB	TO	CT
VILLANOVA	0	0	0	0	0	0	0	0

**SEASON HIGHS**

Points	-
Goals	-
Assist	-
Shots	-
Ground Balls	-
Caused Turnovers	-

**CAREER HIGHS**

Points	N/A	
Goals	N/A	
Assist	N/A	
Shots	N/A	
Ground Balls	1	at Furman (3/8/16)
Caused Turnovers	1	vs. Robert Morris (2/6/16)

**CAREER STATS**

Year	GP-GS	G	A	Pts	Sh	Pct.	GB	TO	CT	Pen
2016	2-0	0	0	0	0	.000	1	0	1	0-0:00
2017	-	-	-	-	-	-	-	-	-	-
2018	2-0	0	0	0	0	.000	0	0	0	0-0:00
2019	1-0	0	0	0	0	.000	0	0	0	1-1:00
<b>Total</b>	<b>5-0</b>	<b>0</b>	<b>0</b>	<b>0</b>	<b>0</b>	<b>.000</b>	<b>1</b>	<b>0</b>	<b>1</b>	<b>1-1:00</b>

## PLAYER BIOS

### TJ MALONE #7

FRESHMAN | ATTACK | 5-11 | 180  
WEST CHESTER, PA. | THE HAVERFORD SCHOOL

#### GAME-BY-GAME STATS

GAME	G	A	Pts	Sh	Up	GB	TO	CT
VILLANOVA	3	0	3	6	1	0	2	0

#### SEASON HIGHS

Points ..... 3 .....vs. Villanova (2/2/19)  
Goals ..... 3 .....vs. Villanova (2/2/19)  
Assist ..... - .....vs. Villanova (2/2/19)  
Shots ..... 6 .....vs. Villanova (2/2/19)  
Ground Balls ..... - .....vs. Villanova (2/2/19)  
Caused Turnovers ..... - .....vs. Villanova (2/2/19)

#### CAREER HIGHS

Points ..... 3 .....vs. Villanova (2/2/19)  
Goals ..... 3 .....vs. Villanova (2/2/19)  
Assist ..... - .....vs. Villanova (2/2/19)  
Shots ..... 6 .....vs. Villanova (2/2/19)  
Ground Balls ..... - .....vs. Villanova (2/2/19)  
Caused Turnovers ..... - .....vs. Villanova (2/2/19)

#### CAREER STATS

Year	GP-GS	G	A	Pts	Sh	Pct.	GB	TO	CT	Pen
2019	1-0	3	0	3	6	.500	0	2	0	0-0:00
<b>Total</b>	<b>1-0</b>	<b>3</b>	<b>0</b>	<b>3</b>	<b>6</b>	<b>.500</b>	<b>0</b>	<b>2</b>	<b>0</b>	<b>0-0:00</b>

### JAKE MCCAUGHAN #45

SOPHOMORE | DEFENSE | 6-0 | 175  
MEDFORD, N.J. | ST. AUGUSTINE PREP

#### GAME-BY-GAME STATS

GAME	G	A	Pts	Sh	Up	GB	TO	CT
VILLANOVA	0	0	0	0	0	0	0	0

#### SEASON HIGHS

Points ..... - .....vs. Villanova (2/2/19)  
Goals ..... - .....vs. Villanova (2/2/19)  
Assist ..... - .....vs. Villanova (2/2/19)  
Shots ..... - .....vs. Villanova (2/2/19)  
Ground Balls ..... - .....vs. Villanova (2/2/19)  
Caused Turnovers ..... - .....vs. Villanova (2/2/19)

#### CAREER HIGHS

Points ..... - .....vs. Villanova (2/2/19)  
Goals ..... - .....vs. Villanova (2/2/19)  
Assist ..... - .....vs. Villanova (2/2/19)  
Shots ..... 1 .....2x, last vs. Cleveland St. (3/24/18)  
Ground Balls ..... 1 .....vs. Stony Brook (2/17/18)  
Caused Turnovers ..... - .....vs. Villanova (2/2/19)

#### CAREER STATS

Year	GP-GS	G	A	Pts	Sh	Pct.	GB	TO	CT	Pen
2018	3-0	0	0	0	1	.000	1	1	0	1-1:00
2019	1-0	0	0	0	0	.000	0	0	0	0-0:00
<b>Total</b>	<b>4-0</b>	<b>0</b>	<b>0</b>	<b>0</b>	<b>1</b>	<b>.000</b>	<b>1</b>	<b>1</b>	<b>0</b>	<b>1-1:00</b>

### NICK McEVOY #21

JUNIOR | MIDFIELD | 5-10 | 177  
WASHINGTON D.C. | GONZAGA COLLEGE HS

#### GAME-BY-GAME STATS

GAME	G	A	Pts	Sh	Up	GB	TO	CT
VILLANOVA	0	0	0	1	0	2	0	0

#### SEASON HIGHS

Points ..... - .....vs. Villanova (2/2/19)  
Goals ..... - .....vs. Villanova (2/2/19)  
Assist ..... - .....vs. Villanova (2/2/19)  
Shots ..... 1 .....vs. Villanova (2/2/19)  
Ground Balls ..... 2 .....vs. Villanova (2/2/19)  
Caused Turnovers ..... - .....vs. Villanova (2/2/19)

#### CAREER HIGHS

Points ..... 2 .....2x, last vs. Johns Hopkins (4/14/18)  
Goals ..... 1 .....6x, last vs. Cleveland St. (3/24/18)  
Assist ..... 1 .....2x, last vs. Cleveland St. (3/24/18)  
Shots ..... 1 .....8x, last vs. Villanova (2/2/19)  
Ground Balls ..... 3 .....2x, last vs. Cleveland State (3/25/17)  
Caused Turnovers ..... 1 .....3x, last vs. Cornell (3/10/18)  
Faceoff Wins ..... 1 .....at Fairfield (3/17/18)

#### CAREER STATS

Year	GP-GS	G	A	Pts	Sh	Pct.	GB	TO	CT	Pen
2017	16-0	3	2	5	4	.571	19	5	1	0-0:00
2018	14-0	4	2	6	5	.400	8	2	2	5-4:00
2019	1-0	0	0	0	1	.000	2	0	0	0-0:00
<b>Total</b>	<b>31-0</b>	<b>7</b>	<b>4</b>	<b>11</b>	<b>10</b>	<b>.324</b>	<b>29</b>	<b>7</b>	<b>3</b>	<b>5-4:00</b>

### JOHN NOSTRANT #10

SOPHOMORE | MIDFIELD | 5-8 | 155  
HAVERFORD, PA. | HAVERFORD SCHOOL

#### GAME-BY-GAME STATS

GAME	G	A	Pts	Sh	Up	GB	TO	CT
VILLANOVA	0	0	0	1	0	0	0	0

#### SEASON HIGHS

Points ..... - .....vs. Villanova (2/2/19)  
Goals ..... - .....vs. Villanova (2/2/19)  
Assist ..... - .....vs. Villanova (2/2/19)  
Shots ..... 1 .....vs. Villanova (2/2/19)  
Ground Balls ..... - .....vs. Villanova (2/2/19)  
Caused Turnovers ..... - .....vs. Villanova (2/2/19)

#### CAREER HIGHS

Points ..... 2 .....at Ohio State (3/24/18)  
Goals ..... 2 .....at Ohio State (3/24/18)  
Assist ..... 1 .....at Fairfield (3/17/18)  
Shots ..... 2 .....2x, last at Ohio State (3/24/18)  
Ground Balls ..... - .....vs. Villanova (2/2/19)  
Caused Turnovers ..... - .....vs. Villanova (2/2/19)

#### CAREER STATS

Year	GP-GS	G	A	Pts	Sh	Pct.	GB	TO	CT	Pen
2018	13-0	4	1	5	7	.571	0	2	0	0-0:00
2019	1-0	0	0	0	1	.000	0	0	0	0-0:00
<b>Total</b>	<b>14-0</b>	<b>4</b>	<b>1</b>	<b>5</b>	<b>8</b>	<b>.285</b>	<b>0</b>	<b>2</b>	<b>0</b>	<b>0-0:00</b>

### MAC O'KEEFE #3

JUNIOR | ATTACK | 6-0 | 180  
SYOSSET, N.Y. | SYOSSET

#### GAME-BY-GAME STATS

GAME	G	A	Pts	Sh	Up	GB	TO	CT
VILLANOVA	2	2	4	5	0	2	1	1

#### SEASON HIGHS

Points ..... 4 .....vs. Villanova (2/2/19)  
Goals ..... 2 .....vs. Villanova (2/2/19)  
Assist ..... 2 .....vs. Villanova (2/2/19)  
Shots ..... 5 .....vs. Villanova (2/2/19)  
Ground Balls ..... 2 .....vs. Villanova (2/2/19)  
Caused Turnovers ..... 1 .....vs. Villanova (2/2/19)

#### CAREER HIGHS

Points ..... 8 .....2x, last at Fairfield (3/17/18)  
Goals ..... 8 .....at Villanova (2/25/17)  
Assist ..... 3 .....at Hobart (2/11/17)  
Shots ..... 12 .....vs. Robert Morris (2/4/17)  
Ground Balls ..... 4 .....vs. Hobart (2/10/18)  
Caused Turnovers ..... 1 .....8x, last vs. Villanova (4/28/18)

#### CAREER STATS

Year	GP-GS	G	A	Pts	Sh	Pct.	GB	TO	CT	Pen
2017	16-16	51	5	56	130	.392	21	14	0	1-1:00
2018	14-14	35	11	46	92	.380	16	21	7	0-0:00
2019	1-1	2	2	4	5	.400	2	1	1	0-0:00
<b>Total</b>	<b>31-31</b>	<b>88</b>	<b>18</b>	<b>106</b>	<b>227</b>	<b>.390</b>	<b>39</b>	<b>36</b>	<b>8</b>	<b>1-1:00</b>

### BRAYDEN PECK #44

SOPHOMORE | DEFENSE | 5-11 | 185  
WEST GROVE, PA. | AVON GROVE

#### GAME-BY-GAME STATS

GAME	G	A	Pts	Sh	Up	GB	TO	CT
VILLANOVA	0	0	0	0	0	3	0	1

#### SEASON HIGHS

Points ..... - .....vs. Villanova (2/2/19)  
Goals ..... - .....vs. Villanova (2/2/19)  
Assist ..... - .....vs. Villanova (2/2/19)  
Shots ..... - .....vs. Villanova (2/2/19)  
Ground Balls ..... 3 .....vs. Villanova (2/2/19)  
Caused Turnovers ..... 1 .....vs. Villanova (2/2/19)

#### CAREER HIGHS

Points ..... - .....vs. Villanova (2/2/19)  
Goals ..... - .....vs. Villanova (2/2/19)  
Assist ..... - .....vs. Villanova (2/2/19)  
Shots ..... - .....vs. Villanova (2/2/19)  
Ground Balls ..... 3 .....2x, last vs. Villanova (2/2/19)  
Caused Turnovers ..... 2 .....vs. Johns Hopkins (4/14/18)

#### CAREER STATS

Year	GP-GS	G	A	Pts	Sh	Pct.	GB	TO	CT	Pen
2018	14-13	0	1	1	0	.000	10	1	5	0-0:00
2019	1-1	0	0	0	0	.000	3	0	1	1-0:30
<b>Total</b>	<b>15-14</b>	<b>0</b>	<b>1</b>	<b>1</b>	<b>0</b>	<b>.000</b>	<b>13</b>	<b>1</b>	<b>6</b>	<b>1-0:30</b>

## PLAYER BIOS

**DAN REAUME** #26  
**REDSHIRT FRESHMAN | MIDFIELD | 6-0 | 180**  
**BEVERLY HILLS, MICH. | BROTHER RICE**

**GAME-BY-GAME STATS**

GAME	G	A	Pts	Sh	Up	GB	TO	CT
VILLANOVA	1	0	1	4	-	0	1	0

**SEASON HIGHS**

Points ..... 1 .....vs. Villanova (2/2/19)  
 Goals ..... 1 .....vs. Villanova (2/2/19)  
 Assist .....  
 Shots ..... 4 .....vs. Villanova (2/2/19)  
 Ground Balls.....  
 Caused Turnovers .....

**CAREER HIGHS**

Points ..... 1 .....vs. Villanova (2/2/19)  
 Goals ..... 1 .....vs. Villanova (2/2/19)  
 Assist .....  
 Shots ..... 4 .....vs. Villanova (2/2/19)  
 Ground Balls.....  
 Caused Turnovers .....

**CAREER STATS**

Year	GP-GS	G	A	Pts	Sh	Pct.	GB	TO	CT	Pen
2019	-	-	-	-	-	-	-	-	-	-
<b>Total</b>	<b>-</b>	<b>-</b>	<b>-</b>	<b>-</b>	<b>-</b>	<b>-</b>	<b>-</b>	<b>-</b>	<b>-</b>	<b>-</b>

**CHRIS SABIA** #16  
**SENIOR | DEFENSE | 6-2 | 185**  
**HARLEYSVILLE, PA. | THE HAVERFORD SCHOOL**

**GAME-BY-GAME STATS**

GAME	G	A	Pts	Sh	Up	GB	TO	CT
VILLANOVA	0	0	0	0	0	1	0	1

**SEASON HIGHS**

Points .....  
 Goals .....  
 Assist .....  
 Shots .....  
 Ground Balls..... 1 .....vs. Villanova (2/2/19)  
 Caused Turnovers ..... 1 .....vs. Villanova (2/2/19)

**CAREER HIGHS**

Points ..... 1 .....4x, last vs. Penn (3/3/18)  
 Goals ..... 1 .....4x, last vs. Penn (3/3/18)  
 Assist .....  
 Shots ..... 2 .....2x, last vs. Penn (3/3/18)  
 Ground Balls..... 5 .....vs. Robert Morris (2/24/18)  
 Caused Turnovers ..... 3 .....vs. Michigan (4/28/18)

**CAREER STATS**

Year	GP-GS	G	A	Pts	Sh	Pct.	GB	TO	CT	Pen
2016	15-15	0	0	0	0	.000	26	2	12	3-2:30
2017	16-16	1	1	2	1	1.000	26	6	20	5-4:30
2018	14-14	5	0	5	12	.417	23	3	19	9-9:00
2019	1-0	0	0	0	0	.000	1	0	1	1-1:00
<b>Total</b>	<b>45-45</b>	<b>6</b>	<b>1</b>	<b>7</b>	<b>13</b>	<b>.462</b>	<b>76</b>	<b>11</b>	<b>52</b>	<b>18-17:00</b>

**MITCH SCHAEFER** #9  
**JUNIOR | MIDFIELD | 5-11 | 160**  
**CANANDAIGUA, NY. | CANANDAIGUA ACADEMY**

**GAME-BY-GAME STATS**

GAME	G	A	Pts	Sh	Up	GB	TO	CT
VILLANOVA	-	-	-	-	-	-	-	-

**SEASON HIGHS**

Points .....  
 Goals .....  
 Assist .....  
 Shots .....  
 Ground Balls.....  
 Caused Turnovers .....

**CAREER HIGHS**

Points .....  
 Goals .....  
 Assist .....  
 Shots .....  
 Ground Balls..... 1 .....2x, last at Fairfield (3/17/18)  
 Caused Turnovers ..... 1 .....vs. Furman (3/6/18)-

**CAREER STATS**

Year	GP-GS	G	A	Pts	Sh	Pct.	GB	TO	CT	Pen
2017	1-0	0	0	0	0	.000	0	0	0	0-0:00
2018	3-0	0	0	0	0	.000	2	2	0	0-0:00
<b>Total</b>	<b>4-0</b>	<b>0</b>	<b>0</b>	<b>0</b>	<b>0</b>	<b>.000</b>	<b>2</b>	<b>2</b>	<b>0</b>	<b>0-0:00</b>

**TREVOR SCOLLINS** #41  
**SENIOR | GOALKEEPER | 6-1 | 175**  
**MARSHFIELD MASS. | MARSHFIELD**

**GAME-BY-GAME STATS**

GAME	G	A	Pts	Sh	Up	GB	TO	CT
VILLANOVA	0	0	0	0	0	0	0	0

**SEASON HIGHS**

Points .....  
 Goals .....  
 Assist .....  
 Shots .....  
 Ground Balls.....  
 Caused Turnovers .....

**CAREER HIGHS**

Fewest GA.....  
 GAA .....  
 Saves..... 4 .....2x, last at Fairfield (3/17/18)  
 Save Percentage ..... 1.000 .....vs. Robert Morris (2/6/16)  
 Ground Balls..... 2 .....vs. Cleveland State (3/24/18)  
 Caused Turnovers .....

**CAREER STATS**

Year	GP-GS	MIN	GA	GAA	SV	SV%	W-L	SF
2016	3-0	43:59	6	8.18	7	.538	0-0	20
2017	2-0	9:07	2	13.16	2	.500	0-0	6
2018	3-0	22:10	5	13.53	6	.375	0-0	16
2019	1-0	6:56	3		1		0-0	
<b>Total</b>	<b>8-0</b>	<b>75:16</b>	<b>13</b>	<b>13.63</b>	<b>15</b>	<b>.357</b>	<b>0-0</b>	<b>42</b>

**MIKE SHINSKE** #8  
**SOPHOMORE | MIDFIELD | 5-11 | 185**  
**MEDFORD, N.J. | SHAWNEE**

**GAME-BY-GAME STATS**

GAME	G	A	Pts	Sh	Up	GB	TO	CT
VILLANOVA	0	0	0	0	0	0	1	0

**SEASON HIGHS**

Points .....  
 Goals .....  
 Assist .....  
 Shots .....  
 Ground Balls.....  
 Caused Turnovers .....

**CAREER HIGHS**

Points .....  
 Goals .....  
 Assist .....  
 Shots .....  
 Ground Balls..... 1 .....2x, last vs. CSU (3/24/18)  
 Caused Turnovers ..... 1 .....vs. CSU (3/24/18)

**CAREER STATS**

Year	GP-GS	G	A	Pts	Sh	Pct.	GB	TO	CT	Pen
2018	3-0	0	0	0	0	.000	2	0	1	0-0:00
<b>Total</b>	<b>3-0</b>	<b>0</b>	<b>0</b>	<b>0</b>	<b>0</b>	<b>.000</b>	<b>2</b>	<b>0</b>	<b>1</b>	<b>0-0:00</b>

**JOEY SORAN** #18  
**SOPHOMORE | DEFENSE | 6-4 | 220**  
**AURORA, COLO. | REGIS JESUIT**

**GAME-BY-GAME STATS**

GAME	G	A	Pts	Sh	Up	GB	TO	CT
VILLANOVA	-	-	-	-	-	-	-	-

**SEASON HIGHS**

Points .....  
 Goals .....  
 Assist .....  
 Shots .....  
 Ground Balls.....  
 Caused Turnovers .....

**CAREER HIGHS**

Points .....  
 Goals .....  
 Assist .....  
 Shots .....  
 Ground Balls.....  
 Caused Turnovers .....

**CAREER STATS**

Year	GP-GS	G	A	Pts	Sh	Pct.	GB	TO	CT	Pen
2018	2-0	0	0	0	0	.000	0	0	0	1-1:00
<b>Total</b>	<b>2-0</b>	<b>0</b>	<b>0</b>	<b>0</b>	<b>0</b>	<b>.000</b>	<b>0</b>	<b>0</b>	<b>0</b>	<b>1-1:00</b>

# PLAYER BIOS

**NICK SPILLANE** #13  
 SENIOR | MIDFIELD | 5-10 | 165  
 FRANKLIN SQUARE, NY. | CAREY

**GAME-BY-GAME STATS**

GAME	G	A	Pts	Sh	Up	GB	TO	CT
VILLANOVA	2	0	2	5	0	0	0	0

**SEASON HIGHS**

Points ..... 2 ..... vs. Villanova (2/2/19)  
 Goals ..... 2 ..... vs. Villanova (2/2/19)  
 Assist .....  
 Shots ..... 5 ..... vs. Villanova (2/2/19)  
 Ground Balls .....  
 Caused Turnovers .....

**CAREER HIGHS**

Points ..... 7 .... 2x, last vs. Johns Hopkins (4/14/18)  
 Goals ..... 5 ..... vs. Penn (3/4/17)  
 Assist ..... 5 .... 2x, last vs. Johns Hopkins (4/14/18)  
 Shots ..... 6 .... 3x, last vs. Johns Hopkins (4/14/18)  
 Ground Balls ..... 4 ..... 2x, last at Fairfield (3/17/18)  
 Caused Turnovers ..... 1 ..... vs. Cleveland St. (3/24/18)

**CAREER STATS**

Year	GP-GS	G	A	Pts	Sh	Pct.	GB	TO	CT	Pen
2016	10-0	4	2	6	15	.267	2	2	0	0-0:00
2017	16-5	16	10	26	49	.327	13	9	1	0-0:00
2018	14-14	19	27	46	55	.345	23	27	2	1-1:00
2019	1-1	2	0	2	5	.400	0	0	0	0-0:00
<b>Total</b>	<b>41-20</b>	<b>41</b>	<b>39</b>	<b>80</b>	<b>124</b>	<b>.313</b>	<b>38</b>	<b>38</b>	<b>3</b>	<b>1-1:00</b>

**BRANDON STERN** #6  
 REDSHIRT SOPHOMORE | MIDFIELD | 5-11 | 175  
 CHERRY HILL, N.J. | CHERRY HILL EAST

**GAME-BY-GAME STATS**

GAME	G	A	Pts	Sh	Up	GB	TO	CT
VILLANOVA	-	-	-	-	-	-	-	-

**SEASON HIGHS**

Points .....  
 Goals .....  
 Assist .....  
 Shots .....  
 Ground Balls .....  
 Caused Turnovers .....

**CAREER HIGHS**

Points .....  
 Goals .....  
 Assist .....  
 Shots .....  
 Ground Balls ..... 1 .... 4x, last vs. Johns Hopkins (4/17/16)  
 Caused Turnovers ..... 1 ..... vs. Hobart (2/13/16)

**CAREER STATS**

Year	GP-GS	G	A	Pts	Sh	Pct.	GB	TO	CT	Pen
2016	14-0	0	0	0	0		4	2	1	0-0:00
2017	-	-	-	-	-	-	-	-	-	-
2018	-	-	-	-	-	-	-	-	-	-
<b>Total</b>	<b>14-0</b>	<b>0</b>	<b>0</b>	<b>0</b>	<b>0</b>		<b>4</b>	<b>2</b>	<b>1</b>	<b>0-0:00</b>

**DYLAN SULZBACH** #38  
 SOPHOMORE | GOALKEEPER | 5-8 | 180  
 PITTSFORD NY. | SALISBURY SCHOOL

**GAME-BY-GAME STATS**

GAME	G	A	Pts	Sh	Up	GB	TO	CT
VILLANOVA	-	-	-	-	-	-	-	-

**SEASON HIGHS**

Points .....  
 Goals .....  
 Assist .....  
 Shots .....  
 Ground Balls .....  
 Caused Turnovers .....

**CAREER HIGHS**

Fewest GA .....  
 GAA .....  
 Saves .....  
 Save Percentage .....  
 Ground Balls .....  
 Caused Turnovers .....

**CAREER STATS**

Year	GP-GS	MIN	GA	GAA	SV	SV%	W-L	SF
2018	-	-	-	-	-	-	-	-
<b>Total</b>	<b>-</b>	<b>-</b>	<b>-</b>	<b>-</b>	<b>-</b>	<b>-</b>	<b>-</b>	<b>-</b>

**BARRETT SUTLEY** #27  
 JUNIOR | MIDFIELD | 6-2 | 197  
 OWINGS MILLS, MD. | THE MCDONOGH SCHOOL

**GAME-BY-GAME STATS**

GAME	G	A	Pts	Sh	Up	GB	TO	CT
VILLANOVA	0	0	0	0	0	0	0	0

**SEASON HIGHS**

Points .....  
 Goals .....  
 Assist .....  
 Shots .....  
 Ground Balls .....  
 Caused Turnovers .....

**CAREER HIGHS**

Points .....  
 Goals .....  
 Assist .....  
 Shots ..... 1 ..... vs. Cornell (2/18/17)  
 Ground Balls .....  
 Caused Turnovers .....

**CAREER STATS**

Year	GP-GS	G	A	Pts	Sh	Pct.	GB	TO	CT	Pen
2017	2-0	0	0	0	1	.000	0	0	0	0-0:00
2018	2-0	0	0	0	0	.000	0	0	0	0-0:00
2019	1-0	0	0	0	0	.000	0	0	0	0-0:00
<b>Total</b>	<b>5-0</b>	<b>0</b>	<b>0</b>	<b>0</b>	<b>1</b>	<b>.000</b>	<b>0</b>	<b>0</b>	<b>0</b>	<b>0-0:00</b>

**BRIAN TOWNSEND** #19  
 SOPHOMORE | MIDFIELD | 6-0 | 170  
 SILVER SPRING, MD. | GONZAGA COLLEGE HS

**GAME-BY-GAME STATS**

GAME	G	A	Pts	Sh	Up	GB	TO	CT
VILLANOVA	0	0	0	1	0	0	0	0

**SEASON HIGHS**

Points .....  
 Goals .....  
 Assist .....  
 Shots ..... 1 ..... vs. Villanova (2/2/19)  
 Ground Balls .....  
 Caused Turnovers .....

**CAREER HIGHS**

Points ..... 7 ..... at Hobart (2/11/17)  
 Goals ..... 5 ..... vs. Penn (3/4/17)  
 Assist ..... 3 ..... vs. Hobart (2/10/2018)  
 Shots ..... 6 ..... at Hobart (2/11/17)  
 Ground Balls ..... 4 ..... vs. Maryland (5/4/17)  
 Caused Turnovers ..... 1 ..... 3x, last vs. Cornell (3/10/18)

**CAREER STATS**

Year	GP-GS	G	A	Pts	Sh	Pct.	GB	TO	CT	Pen
2018	14-5	5	7	12	20	.250	5	6	3	2-1:30
2019	1-0	0	0	0	1	.000	0	0	0	0-0:00
<b>Total</b>	<b>15-5</b>	<b>5</b>	<b>7</b>	<b>12</b>	<b>21</b>	<b>.125</b>	<b>5</b>	<b>6</b>	<b>3</b>	<b>2-1:30</b>

**JACK TRAYNOR** #33  
 FRESHMAN | ATTACK | 5-9 | 170  
 DOWNINGTOWN, PA. | MALVERN PREP

**GAME-BY-GAME STATS**

GAME	G	A	Pts	Sh	Up	GB	TO	CT
VILLANOVA	0	0	0	2	0	0	1	0

**SEASON HIGHS**

Points .....  
 Goals .....  
 Assist .....  
 Shots ..... 2 ..... vs. Villanova (2/2/19)  
 Ground Balls .....  
 Caused Turnovers .....

**CAREER HIGHS**

Points .....  
 Goals .....  
 Assist .....  
 Shots ..... 2 ..... vs. Villanova (2/2/19)  
 Ground Balls .....  
 Caused Turnovers .....

**CAREER STATS**

Year	GP-GS	G	A	Pts	Sh	Pct.	GB	TO	CT	Pen
2019	1-0	0	0	0	2	.000	0	1	0	0-0:00
<b>Total</b>	<b>1-0</b>	<b>0</b>	<b>0</b>	<b>0</b>	<b>2</b>	<b>.000</b>	<b>0</b>	<b>1</b>	<b>0</b>	<b>0-0:00</b>

## PLAYER BIOS

### JOE WHITE

**#42**

FRESHMAN | ATTACK | 6-0 | 180  
RICHMOND, VA. | COLLEGIATE SCHOOL

#### GAME-BY-GAME STATS

GAME	G	A	Pts	Sh	Up	GB	TO	CT
VILLANOVA	0	1	1	0	0	0	0	0

#### SEASON HIGHS

Points ..... 1 .....vs. Villanova (2/2/19)  
Goals ..... - .....  
Assist ..... 1 .....vs. Villanova (2/2/19)  
Shots ..... - .....  
Ground Balls ..... - .....  
Caused Turnovers ..... - .....

#### CAREER HIGHS

Points ..... 1 .....vs. Villanova (2/2/19)  
Goals ..... - .....  
Assist ..... 1 .....vs. Villanova (2/2/19)  
Shots ..... - .....  
Ground Balls ..... - .....  
Caused Turnovers ..... - .....

#### CAREER STATS

Year	GP-GS	G	A	Pts	Sh	Pct.	GB	TO	CT	Pen
2019	1-0	0	1	1	0	.000	0	0	0	0-0:00
<b>Total</b>	<b>1-0</b>	<b>0</b>	<b>1</b>	<b>1</b>	<b>0</b>	<b>.000</b>	<b>0</b>	<b>0</b>	<b>0</b>	<b>0-0:00</b>

### COLE WILLARD

**#28**

SOPHOMORE | ATTACK/MIDFIELD | 5-11 | 165  
CAZENOVIA, NY. | CAZENOVIA HS

#### GAME-BY-GAME STATS

GAME	G	A	Pts	Sh	Up	GB	TO	CT
VILLANOVA	1	0	1	1	0	0	0	0

#### SEASON HIGHS

Points ..... 1 .....vs. Villanova (2/2/19)  
Goals ..... 1 .....vs. Villanova (2/2/19)  
Assist ..... - .....  
Shots ..... - .....  
Ground Balls ..... - .....  
Caused Turnovers ..... - .....

#### CAREER HIGHS

Points ..... 3 .....at Fairfield (3/17/18)  
Goals ..... 2 .....at Fairfield (3/17/18)  
Assist ..... 1 .....at Fairfield (3/17/18)  
Shots ..... 3 .....vs. Johns Hopkins (4/14/18)  
Ground Balls ..... 2 .....2x, last at Ohio State(3/31/18)  
Caused Turnovers ..... N/A .....N/A

#### CAREER STATS

Year	GP-GS	G	A	Pts	Sh	Pct.	GB	TO	CT	Pen
2018	9-0	5	1	6	10	.500	5	5	0	0-0:00
2019	1-0	1	0	1	1	1.00	0	0	0	0-0:00
<b>Total</b>	<b>10-0</b>	<b>6</b>	<b>1</b>	<b>7</b>	<b>11</b>	<b>.750</b>	<b>5</b>	<b>5</b>	<b>0</b>	<b>0-0:00</b>

### TOMMY WRIGHT

**#23**

REDSHIRT JUNIOR | DEFENSE | 6-0 | 185  
GARDEN CITY, NY. | GARDEN CITY

#### GAME-BY-GAME STATS

GAME	G	A	Pts	Sh	Up	GB	TO	CT
VILLANOVA	0	0	0	0	0	1	0	0

#### SEASON HIGHS

Points ..... - .....  
Goals ..... - .....  
Assist ..... - .....  
Shots ..... - .....  
Ground Balls ..... 1 .....vs. Villanova (2/2/19)  
Caused Turnovers ..... - .....

#### CAREER HIGHS

Points ..... 1 .....5x, last vs. Rutgers (4/23/17)  
Goals ..... 1 .....vs. Penn (3/4/17)  
Assist ..... 1 .....4x, last vs. Rutgers (4/23/17)  
Shots ..... 1 .....6x last vs. Cleveland State (3/25/17)  
Ground Balls ..... 6 .....vs. Rutgers (4/23/17)  
Caused Turnovers ..... 1 .....4x last vs. Rutgers (4/23/17)

#### CAREER STATS

Year	GP-GS	G	A	Pts	Sh	Pct.	GB	TO	CT	Pen
2016	6-0	0	1	1	2	.000	8	3	2	0-0:00
2017	16-0	1	3	4	5	.200	22	3	7	0-0:00
2018	0-0	-	-	-	-	-	-	-	-	-
2019	1-0	0	0	0	0	.000	1	0	0	0-0:00
<b>Total</b>	<b>23-0</b>	<b>1</b>	<b>4</b>	<b>5</b>	<b>7</b>	<b>.143</b>	<b>31</b>	<b>6</b>	<b>9</b>	<b>0-0:00</b>