



WISCONSIN BASKETBALL

26 NCAA TOURNAMENT APPEARANCES ■ 4 FINAL FOURS ■ 23 BIG TEN CHAMPIONSHIPS ■ 22 CONSENSUS ALL-AMERICANS

WISCONSIN BADGERS

11-5, 3-3 BIG TEN



Rankings (AP/Coaches): RV/RV
Head Coach: Greg Gard
Record at Wisconsin: 155-83 (8th Season)
Overall Record: 155-83 (8th Season)

vs

PENN STATE NITTANY LIONS

12-5, 3-3 BIG TEN



Rankings (AP/Coaches): --/--
Head Coach: Micah Shrewsberry
Record at IU: 26-22 (2nd season)
Overall Record: 26-22 (2nd season)

TUESDAY, JAN. 17 ■ 7:30 PM (CT) ■ MADISON, WIS. ■ KOHL CENTER ■ BTN

WISCONSIN RETURNS HOME TO HOST PENN STATE TUESDAY

- Wisconsin looks to move back above .500 in Big Ten play when it hosts Penn State on Tuesday at the Kohl Center. The Badgers have won 16 of the last 17 against the Nittany Lions.
- Up next, UW plays at Northwestern on Jan. 21 at 11 am on BTN.

FAST BREAK FACTS

- Wisconsin will debut this season's "By The Players" alternate uniform on Tuesday. In partnership with Under Armour, the Badgers created a black uniform in representation of diversity of inclusion.
- UW has won 16 of the last 17 and 29 of the last 32 meetings with PSU dating back to 2004. Wisconsin has won 21 straight home games against Penn State, including a mark of 18-0 all-time at the Kohl Center.
- This year marks the 125th season of Wisconsin men's basketball and UW will be celebrating the history of one of the Big Ten's most successful programs all year long.
 - Tuesday, UW welcomes back home **Rick Olson** (1982-86) as honorary captain. (pg 7)
- Wisconsin is 5-4 in Quad 1/2 games, trailing only Purdue (7) for the most such wins in the Big Ten. UW is also 12th in the nation with 6 wins over KenPom Top-100 teams. (pg 3)
- The Badgers have played 9 games this season decided by 5 points or less (3 overtime games), holding a 6-3 record in those contests.
 - UW is now 18-6 in games decided by 5 or fewer points over the last 2 seasons.
- Wisconsin ranks 5th in the B1G in 3FG% (36.3%). That percentage would signify the Badgers' best mark since the 2013-14 season. The Badgers also rank 3rd in the conference making 8.6 3FGs/game. (pg 5)
- Wisconsin is allowing opponents 62.9 ppg, which ranks 4th in the Big Ten. (pg 7)
- Wisconsin ranks 3rd in the nation averaging 9.3 turnovers per game. Last season, the Badgers led the NCAA with 8.7 TOs/game. (pg 5)
- Head coach **Greg Gard** earned career win No. 150 this season, becoming the 4th UW coach to reach the milestone joining Hall of Famers Walter Meanwell, Bud Foster & Bo Ryan. (pg 4)
 - The 2022 Big Ten Coach of the Year and a Naismith National Coach of the Year finalist, Gard has led the Badgers to Big Ten titles in 2 of the last 3 seasons, plus 5 of the 6 NCAA tournaments during his tenure.
- Senior **Tyler Wahl** hopes to return from a leg injury that has held him out in 3 straight games. A Battle 4 Atlantis All-Tournament honoree, Wahl leads the Badgers in points (13.2 ppg). He also ranks 2nd in rebounds (6.4 rpg), 3rd in assists and 3rd in assists and steals. (pg 6)
- Point guard **Chucky Hepburn** has made a jump in his sophomore season, averaging 12.7 ppg with a 2.04 ast-to-TO ratio. Defensively, he ranks 4th in the Big Ten at 1.9 steals per game.
 - He ranks 4th in the Big Ten shooting 46.5% 3FG - up from 34.8% 3FG last season. (pg 5)
- **Steven Crowl** has scored in double figures 8 of the last 10 games, during that stretch averaging 14.8 points, 6.2 rebounds and 3.2 assists per game. On the season, the 7-footer ranks 2nd for UW with 2.9 assists per game. (pg 6)
- Freshman **Connor Essegian** is establishing himself as one of the Big Ten's best reserves, leading all non-starters in scoring average at 10.5 points per game off the bench for UW. (pg 6)



UW will debut this season's "By the Players" alternate uniforms on Tuesday. Designed by Badgers, in partnership with Under Armour, this year's design was created in representation of diversity and inclusion. (more on page 4)

WISCONSIN'S POTENTIAL STARTERS

No.	Name	Pts.	Reb.	Ast.	Of Note
2	JORDAN DAVIS	6.2	3.9	0.5	Has started all 15 games; career-high 14 pts vs. Lehigh
5	TYLER WAHL	13.2	6.4	1.8	Preseason All-Big Ten pick; 2023 Julius Erving Award Watch
11	MAX KLESMIT	7.0	2.4	1.6	Wofford transfer; 36.0% 3FG (18-50); 2nd on UW in steals (27)
22	STEVEN CROWL	12.4	6.6	2.9	Last 8 games, averaging 15.6 ppg; Team-high 25 O-Reb.
23	CHUCKY HEPBURN	12.7	3.5	3.3	46.5% 3FGs (33-71); 1.9 spg; Career 2.0 Ast-TO ratio (130-65)

2022-23 SCHEDULE

Nov. 7	SOUTH DAKOTA	W, 85-59
BREW CITY BATTLE (Milwaukee, Wis.)		
Nov. 11	vs. Stanford	W, 60-50
Nov. 15	GREEN BAY	W, 56-45
BATTLE 4 ATLANTIS (Paradise Island, Bahamas)		
Nov. 23	vs. Dayton	W, 43-42
Nov. 24	vs. Kansas [3]	L, 68-69 (ot)
Nov. 25	vs. USC	W, 64-59
Nov. 29	WAKE FOREST ^	L, 75-78
Dec. 3	at Marquette	W, 80-77 (ot)
Dec. 6	MARYLAND [13]	W, 64-59
Dec. 11	at Iowa	W, 78-75 (ot)
Dec. 15	LEHIGH	W, 78-56
Dec. 23	GRAMBLING STATE	canceled
Dec. 30	WESTERN MICHIGAN	W, 76-66
Jan. 3	MINNESOTA	W, 63-60
Jan. 7	at Illinois	L, 69-79
Jan. 10	MICHIGAN STATE	L, 65-69
Jan. 14	at Indiana	L, 45-63
Jan. 17	PENN STATE	7:30 PM
Jan. 21	at Northwestern	11 AM
Jan. 25	at Maryland	6 PM
Jan. 28	ILLINOIS	2 PM
Feb. 2	at Ohio State	6 PM
Feb. 5	NORTHWESTERN	5:30 PM
Feb. 8	at Penn State	7:30 PM
Feb. 11	at Nebraska	3 PM
Feb. 14	MICHIGAN	8 PM
Feb. 18	RUTGERS [23]	11 AM
Feb. 22	IOWA	8 PM
Feb. 26	at Michigan	1 PM
March 2	PURDUE [3]	8 PM
March 5	at Minnesota	6:30 PM

BIG TEN TOURNAMENT - Chicago, Ill.

Mar. 8-12 at United Center

NCAA TOURNAMENT

Mar. 16-19 Rounds 1-2

Mar. 23-26 Sweet 16 / Elite 8

April 1-3 Final Four / Championship
Houston, Texas

All times listed Central Standard Time

^ Big Ten/ACC Challenge

Home games in **BOLD CAPS**

FOLLOW THE #BADGERS

TV: BIG TEN NETWORK

FOX Sports App | foxsports.com/live/btn

■ Play-by-Play: Dave Revsine

■ Analyst: Stephen Bardo

RADIO: BADGER SPORTS NETWORK

App: iHeartRadio | Sirius Satellite: SiriusXM 135

■ Play-by-Play: Matt Lepay

■ Analyst: Mike Lucas

SOCIAL MEDIA: #ONWISCONSIN

■ Twitter: @BadgerMBB

■ TikTok: badger_mbb

■ Instagram: badgermbb

■ Facebook: /WisconsinMensBasketball

■ YouTube: /WisconsinBadgers

BASKETBALL COMMUNICATIONS

GENERAL INFORMATION

- Address: 1440 Monroe Street, Madison, WI 53711
- Website: UWBadgers.com
- Press Box Phone: (608) 262-7766

BRANDON HARRISON
ASSISTANT DIRECTOR OF BRAND COMMUNICATIONS (PRIMARY)



- Phone: (608) 279-8653
- Email: bah@athletics.wisc.edu
- Twitter: @BrandonHarrison

PATRICK HERB
DIRECTOR OF COMMUNICATIONS AND BRAND STRATEGY (SECONDARY)



- Phone: (608) 957-2085
- Email: pah@athletics.wisc.edu
- Twitter: @PatrickHerb

MEDIA RESOURCES

CREDENTIAL APPLICATIONS

- www.sportssystem.com/Wisconsin

BIG TEN MEDIA EMAIL LIST

- office.bigten.org/media

WISCONSIN BASKETBALL RECORD BOOK

- go.wisc.edu/MBBRecordBook

WIRELESS INTERNET ACCESS (KOHL CENTER)

- BadgerWiFi (connect and register with email address)

LIVE STATS - STATBROADCAST (KOHL CENTER)

- Wisconsin.StatBroadcast.com (password: buckybadger)

OFFICIAL SOCIAL MEDIA CHANNELS

- Twitter: @BadgerMBB
- TikTok: @badger_mbb
- Instagram: @badgermbb
- Facebook: /WisconsinMensBasketball
- YouTube: /WisconsinBadgers

RADIO

Radio Station: WIBA (1310 AM)

Play-by-Play Announcer: Matt Lepay


Address: P.O. Box 99
 Madison, WI 53701
 Phone: 608-274-5450

Color Analyst: Mike Lucas

Address: 1440 Monroe St.
 Madison, WI 53711
 Phone: 608-252-6474

Credentials: 2022-23 men's basketball credentials must be requested online: www.sportssystem.com/Wisconsin


Contact Brandon Harrison with questions (608-279-8653). Approved credentials will be either mailed or made available at the Brand Communications Office or with the parking attendant (white vehicle) at the entrance to Lot 46 on Frances Street, one block north of the Kohl Center



0 JAHCOBI NEATH
 G, Sr., 6-4, 190
 Toronto, Ontario




2 JORDAN DAVIS
 G, Jr., 6-4, 200
 La Crosse, Wis.




3 CONNOR ESSEGIAN
 G, Fr., 6-4, 185
 Fort Wayne, Ind.



4 KAMARI MCGEE
 G, So., 6-0, 180
 Racine, Wis.



5 TYLER WAHL
 F, Sr., 6-9, 225
 Lakeville, Minn.




10 ISAAC LINDSEY
 G, So., 6-4, 185
 Mineral Point, Wis.



11 MAX KLESMIT
 G, Jr., 6-3, 200
 Neenah, Wis.



12 LUKE HAERTLE
 G, Fr., 6-3, 215
 Hartland, Wis.




13 JUSTIN TAPHORN
 G, Jr., 6-5, 215
 Pekin, Ill.



14 CARTER GILMORE
 F, Jr., 6-7, 225
 Hartland, Wis.



15 ISAAC GARD
 G, Fr., 6-2, 165
 Oregon, Wis.



21 CHRIS HODGES
 F, R-Fr., 6-9, 245
 Schaumburg, Ill.




22 STEVEN CROWL
 F, Jr., 7-0, 245
 Eagan, Minn.



23 CHUCKY HEPBURN
 G, So., 6-2, 205
 Omaha, Neb.



30 ROSS CANDELINO
 G, Fr., 6-5, 185
 Jacksonville, Fla.



35 MARKUS ILLVER
 F, So., 6-8, 215
 Tallinn, Estonia



GREG GARD
 Head Coach
 8th season at UW



JOE KRABBHOFPT
 Associate Head Coach
 7th season at UW



DEAN OLIVER
 Assistant Coach
 6th season at UW



SHARIF CHAMBLISS
 Assistant Coach
 2nd season at UW

WISCONSIN BADGERS	POS	HT	WT	YR/ELIG	HOMETOWN (HS/LAST SCHOOL)	PRONUNCIATION	
0	Jahcobi Neath*	G	6-4	190	Sr./Sr.	Toronto, Ontario (Wake Forest)	Juh-KOBE KNEE-th
2	Jordan Davis**	G	6-4	200	Jr./Jr.	La Crosse, Wis. (Central)	
3	Connor Essegian	G	6-4	185	Fr./Fr.	Fort Wayne, Ind. (Central Noble)	eh-SEE-jin
4	Kamari McGee	G	6-0	180	So./So.	Racine, Wis. (Racine St. Catherine's)	cuh-MAR-ee
5	Tyler Wahl***	F	6-9	225	Sr./Sr.	Lakeville, Minn. (North)	WALL
10	Isaac Lindsey*	G	6-4	185	Jr./So.	Mineral Point, Wis. (UNLV)	LIN-zee
11	Max Klesmit	G	6-3	200	Jr./Jr.	Neenah, Wis. (Neenah)	KLEZ-mitt
12	Luke Haertle	G	6-3	215	Fr./Fr.	Hartland, Wis. (Lake Country Lutheran)	(rhymes with hurdle)
13	Justin Taphorn**	G	6-5	215	Jr./Jr.	Pekin, Ill. (Pekin)	
14	Carter Gilmore**	F	6-7	225	Jr./Jr.	Hartland, Wis. (Arrowhead)	
15	Isaac Gard	G	6-2	165	So./Fr.	Oregon, Wis. (Oregon)	
21	Chris Hodges	F	6-9	245	So./Fr.	Schaumburg, Ill. (Schaumburg)	
22	Steven Crowl**	F	7-0	245	Jr./Jr.	Eagan, Minn. (Eastview)	(rhymes with growl)
23	Chucky Hepburn*	G	6-2	205	So./So.	Omaha, Neb. (Bellevue West)	
30	Ross Candelino	G	6-5	185	Fr./Fr.	Jacksonville, Fla. (Ponte Vedra)	
35	Markus Ilver*	F	6-8	215	So./So.	Tallinn, Estonia (Western Reserve Academy)	ILL-ver

CHARTING THE BADGERS

CAREER GAMES PLAYED

	Games	Starts	Cons. Starts
Tyler Wahl	107	66	0
Jahcobi Neath	76	10	0
(UW total)	26	1	0
Max Klesmit	66	49	16
(UW total)	16	16	16
Steven Crowl	61	49	49
Jordan Davis	57	16	16
Chucky Hepburn	49	49	49
Carter Gilmore	47	3	3
Kamari McGee	41	21	0
(UW total)	11	0	0
Markus Ilver	21	0	0
Isaac Lindsey	19	0	0
Connor Essegian	16	0	0
Justin Taphorn	12	0	0
Chris Hodges	9	0	0
Ross Candelino	3	0	0
Isaac Gard	3	0	0

DOUBLE-DIGIT POINTS

	Career	'22-23	Cons.
Max Klesmit	36 (22-14)	4 (2-2)	0
(UW total)	4 (2-2)	4 (2-2)	0
Tyler Wahl	33 (26-7)	9 (7-2)	0
Chucky Hepburn	23 (19-4)	11 (8-3)	0
Steven Crowl	22 (18-4)	9 (6-3)	0
Kamari McGee	16 (2-14)	0 (0-0)	0
(UW total)	0 (0-0)	0 (0-0)	0
Connor Essegian	10 (6-4)	10 (6-4)	2
Jordan Davis	3 (3-0)	3 (3-0)	0

20-POINT SCORING GAMES

	Career	'22-23	Cons.
Max Klesmit	7 (4-3)	0 (0-0)	0
(UW total)	0 (0-0)	0 (0-0)	0
Tyler Wahl	5 (3-2)	2 (1-1)	0
Kamari McGee	5 (0-5)	0 (0-0)	0
Steven Crowl	4 (3-1)	2 (1-1)	0
Chucky Hepburn	2 (0-2)	2 (0-2)	0

30-POINT SCORING GAMES

	Career	'22-23	Cons.
No Active Players	--	-	-

DOUBLE-DIGIT REBOUNDS

	Career	'22-23	Cons.
Tyler Wahl	9 (6-3)	2 (1-1)	0
Steven Crowl	3 (2-1)	2 (1-1)	0
Connor Essegian	1 (0-1)	1 (0-1)	1

DOUBLE-DIGIT ASSISTS

	Career	'21-22	Cons.
No Active Players	--	--	--

DOUBLE-DOUBLES

	Career	'22-23	Cons.
Tyler Wahl	6 (4-2)	2 (1-1)	0
Steven Crowl	2 (1-1)	1 (0-1)	0
Connor Essegian	1 (0-1)	1 (0-1)	1

ALL-TIME VS. PENN STATE

Tuesday's game against the Nittany Lions marks the 54th meeting between Wisconsin and Penn State. UW owns a 42-11 edge in the all-time series.

- UW has won 16 of the last 17 and 29 of the last 32 meetings with PSU dating back to 2004.
- Wisconsin has won 21 straight home games against Penn State, including a mark of 18-0 all-time at the Kohl Center.
 - The Lions' last win in Madison was a 78-67 win at the UW Field House on Jan. 26, 1995.
 - The Badgers' last 7 home wins over PSU have come by an average of 11.9 ppg.
- The Badgers won the only meeting last season, claiming a 51-49 victory at the Kohl Center.
- Wisconsin has won 26 of its last 27 games against Penn State when scoring at least 60 points. The only loss came last season in State College. Prior to that, UW's last loss to PSU when scoring at least 60 was a 76-61 setback in 2000 under head coach Dick Bennett.
- Only 6 Badgers have seen action against Penn State in their careers:

Wisconsin Active Roster vs. Penn State

Name	GP	PPG	RPG	APG	MPG
Chucky Hepburn	1	10.0	2.0	1.0	27.0
Tyler Wahl	5	8.0	5.0	1.0	27.0
Steve Crowl	2	6.5	2.0	2.5	13.0
Jahcobi Neath	1	0.0	2.0	0.0	9.0
Jordan Davis	2	0.0	0.5	0.0	5.5
Justin Taphorn	1	0.0	0.0	0.0	0.0

- Badgers' assistant coach **Sharif Chambliss** played 3 seasons at Penn State (2001-03) before transferring to UW for his senior season in 2005. Chambliss was the Nittany Lions leading scorer in both 2002 and 2003, scoring 851 points in his 3 seasons in State College.

LAST TIME OUT

INDIANA 63, #18 WISCONSIN 45

Jan. 14 | Assembly Hall | Bloomington, Ind.

- Playing its third-straight game with leading scorer Tyler Wahl, the Badgers couldn't muster enough offense to stay with Indiana in a 63-45 loss at Assembly Hall.
- Wisconsin trailed by just one at the half, but saw Indiana score the first 10 points after intermission and could never recover.
- Indiana owned a 42-22 advantage scoring in the paint, including 28-12 in the second half.
- The Badgers shot just 32.1%, including 5-for-24 (20.8%) from 3-point range. UW also managed just 4-11 at the foul line.
- **Connor Essegian** recorded his first-career double-double with 14 points and 11 rebounds.
- **Max Klesmit** tallied 9 points to go with 2 rebounds and 3 steals.
- **Steven Crowl** had his string of 7 straight games scoring in double figures snapped as he posted 5 points and 6 rebounds.

HISTORY VS. PENN STATE

- Overall: WIS leads, 42-11
- In Madison: WIS leads, 22-2
- Gard vs. PSU: 9-1
- Active Streak: UW won last 3



LAST 25 MEETINGS (UW leads 22-3)

Date	Rank	Result	Score	Location
3/5/08	10/--	W	77-41	Madison
1/3/09	--/--	W	65-61	Madison
2/8/09	--/--	W	54-44	Univ. Park.
1/3/10	23/--	W	63-46	Univ. Park.
1/24/10	18/--	W	79-71+	Madison
1/29/11	17/--	L	52-56	Univ. Park
2/20/11	10/--	W	76-66	Madison
3/11/11	13/--	L	33-36*	Indianapolis
1/31/12	19/--	W	52-46	Univ. Park
2/19/12	15/--	W	65-55	Madison
1/3/13	--/--	W	60-51	Madison
3/10/13	22/--	W	63-60	Univ. Park
3/2/14	14/--	W	71-66	Univ. Park
12/31/14	4/--	W	89-72	Madison
2/18/15	5/--	W	55-47	Univ. Park
1/21/16	--/--	W	66-60	Univ. Park
1/24/17	--/--	W	82-55	Madison
12/4/17	--/--	W	64-63	Univ. Park
1/6/19	--/--	W	71-52	Univ. Park
3/2/19	19/--	W	61-57	Madison
1/11/20	--/20	W	58-49	Univ. Park
1/30/21	14/--	L	71-81	Univ. Park
2/2/21	19/--	W	72-56	Madison
3/11/21	--/--	W	75-74*	Indianapolis
2/5/22	11/--	W	51-49	Madison

+ overtime
* Big Ten Tournament

LAST GAME VS. PENN STATE

#11 WISCONSIN 51, PENN STATE 49

Feb. 5 | Kohl Center | Madison, Wis.

- In last season's only meeting, **Tyler Wahl** scored the game-winning basket with 31 seconds left to lift Wisconsin to a 51-49 win over Penn State at the Kohl Center.
- The Badgers forced a missed 3-pointer from Myles Dread in the closing seconds to hold on.
- Wisconsin claimed its 21st-straight home win over PSU, improving to 18-0 at the Kohl Center.
- UW limited Penn State to a season-low 49 points, including a mere 13 in the first half.
- **Tyler Wahl** scored in double figures finishing with 12 points and 7 rebounds.
- **Steven Crowl** tallied 13 points (3-for-5 3FGs), 4 boards and a career-high 5 assists.
- **Chucky Hepburn** scored 10 points (2-4 3FGs).

CHARTING THE BADGERS

LED UW IN SCORING

	2022-23	Career
Tyler Wahl	4 (3-1)	8 (6-2)
Steven Crowl	4 (3-1)	8 (7-1)
Chucky Hepburn	5 (3-2)	5 (3-2)
Connor Essegian	2 (1-1)	2 (1-1)
Jordan Davis	1 (1-0)	1 (1-0)

LED UW IN REBOUNDING

	2022-23	Career
Tyler Wahl	7 (6-1)	25 (18-7)
Steven Crowl	6 (4-2)	11 (8-3)
Jordan Davis	3 (3-0)	3 (2-0)
Connor Essegian	1 (0-1)	1 (0-1)
Isaac Lindsey	1 (0-1)	1 (0-1)
Jahcobi Neath	0 (0-0)	1 (1-0)

LED UW IN ASSISTS

	2022-23	Career
Chucky Hepburn	8 (5-3)	25 (17-8)
Tyler Wahl	3 (3-0)	16 (15-1)
Steven Crowl	6 (5-1)	13 (10-3)
Connor Essegian	1 (1-0)	1 (1-0)
Jahcobi Neath	0 (0-0)	1 (1-0)

LED UW IN MINUTES

	2022-23	Career
Tyler Wahl	4 (4-0)	10 (7-3)
Chucky Hepburn	5 (4-1)	6 (5-1)
Max Klesmit	5 (3-2)	5 (3-2)
Steven Crowl	3 (1-2)	3 (1-2)
Connor Essegian	1 (0-1)	1 (0-1)
Carter Gilmore	1 (0-1)	1 (0-1)

Record in those contests in parentheses

2022-23 LINEUP RECORD

Hepburn, Davis, Klesmit, Wahl, Crowl	11-2
Hepburn, Davis, Klesmit, Gilmore, Crowl	0-3

ACTIVE WIN/LOSS STREAKS

Overall	Lost 3
Vs. Unranked teams (AP)	Lost 3
Vs. Ranked teams (AP)	Won 1
At Home	Lost 1
At Home vs. Big Ten	Lost 1
At Home vs. ranked Big Ten	Won 2
At Home vs. unranked Big Ten	Lost 1
At Home vs. non-conference	Won 2
At Home vs. ranked opp.	Won 2
On Road	Lost 2
On Road vs. Big Ten	Lost 2
On Road vs. ranked opp.	Won 1
On Road vs. unranked opp.	Lost 2
Neutral	Won 1
Neutral vs. ranked opp.	Lost 1
Neutral vs. unranked opp.	Won 3

QUALITY WINS

A participant in 22 of the last 23 NCAA tournaments, Wisconsin is yet again building a solid resume for a postseason berth.

- Wisconsin is 11-2 at full strength, with 3 of its 5 overall losses coming without leading scorer Tyler Wahl.
- Wisconsin has played the 7th-toughest schedule in the NCAA according to the Sagarin Ratings and the 13th-toughest schedule, according to ESPN's BPI rankings.
- The Badgers are 5-4 in Quad 1/2 games. Among Big Ten teams, only Purdue and Iowa have more such wins than Wisconsin. Additionally, Wisconsin is one of the only Big Ten teams with a winning record in Quad 1/2 games.

Most Quad 1/2 Wins, Big Ten

Team	Q1	Q2	Quad 1/2
Purdue	7-1	1-0	8-2
Iowa	4-3	3-2	7-5
Wisconsin	2-3	3-1	5-4
Rutgers	3-2	2-2	5-4
Michigan State	3-4	2-1	5-5
Illinois	2-3	3-2	5-5

- Wisconsin is 5-3 away from home this season, including 2-2 in true road games.
 - Purdue (9), Arizona State (7), Alabama (6), Arizona (6), Kansas (6), Kansas State (6) and Tennessee (6) are the only major conference teams with more than 5 road/neutral wins.
- Over the last 2 seasons, UW is 11-4 in true road games, owning the third-highest road win total among major conference teams.
 - UW's 11 true road wins trail only Miami (13) and UCLA (12). Purdue has the second-most road wins among Big Ten teams with 9.

GARD'S GUIDANCE

Now in his 8th season as head coach, **Greg Gard** has led the Badgers to Big Ten titles in two of the last three seasons and kept the program winning at a high level. In fact, Gard's resume stacks up among the Big Ten's best of the last 40 years.

- Gard became the 4th coach in Wisconsin history to win 150 career games with the Badgers' 80-77 overtime win at Marquette. He joins Hall of Famers Walter Meanwell, Bud Foster and Bo Ryan.
- Gard's .651 win percentage ranks as the 3rd-highest in Wisconsin history.

Best Win Pct, Wisconsin Coaches (min. 50 wins)

Coach (School, Years)	Record	Pct.
1. Bo Ryan (2002-15)	364-130	.737
2. Walter Meanwell (1912-17, '21-34)	246-99	.712
3. Greg Gard (2016-present)	155-83	.651
4. Dick Bennett (1996-2000)	94-68	.580
5. Bud Foster (1935-59)	265-267	.498

'BY THE PLAYERS' ALTERNATE UNIFORMS MAKE DEBUT

During Wisconsin Athletics' celebration of Martin Luther King Jr. Week of Service, the Badgers will debut this season's "By the Players" alternate uniform on Tuesday vs. Penn State. Designed by Badgers, in collaboration with Under Armour, this year's look was created in representation of diversity and inclusion.



The black uniforms feature gold pinstripes that contain the words "EQUALITY, UNITY, WISCONSIN FORWARD" within the stripes. Featured on the back of the jersey above each player's last name is the university crest logo with the "W" in black. During the summer of 2020, current and former UW student-athletes

publicly stated their desire to wear the university's "Crest W" on their athletic uniforms. The "W" in the crest is white, but was changed to black on UW athletic uniforms during the 2020-21 season in a showing of solidarity with Black and other underrepresented communities on campus.



- With a conference record of 87-53, Gard's .621 win percentage ranks 7th among Big Ten coaches of the last 40 years (since 1980).

Best Win Pct, Big Ten Coaches w/ 50+ Wins (since 1980)

Coach (School, Years)	Record	Pct.
1. Bo Ryan, WIS (2002-15)	172-68	.717
2. Bob Knight, IND (1972-2000)	353-151	.700
3. Tom Izzo, MSU (1995-)	326-154	.679
4. Thad Matta, OSU (2005-17)	150-78	.658
5. Mark Turgeon, MD (2015-21)	90-50	.643
6. Matt Painter, PUR (2005-)	199-116	.632
7. Greg Gard, WIS (2016-)	87-53	.621
8. Gene Keady, PUR (1981-05)	265-169	.611

(through games played Jan. 14, 2023)

- Gard ranks 31st on the Big Ten's all-time wins list and just one shy of Illinois' Doug Mills (1937-47) for 30th place.

Big Ten Career Wins List

Coach (School, Years)	Record	Pct.
27. Ray Eddy (PUR, 1951-65)	92-122	.430
Lute Olson (IOWA, 1975-83)	92-70	.568
29. Bruce Weber (ILL, 2004-12)	89-65	.578
30. Doug Mills (ILL, 1937-47)	88-47	.652
31. Greg Gard (WIS, 2015-)	87-53	.621
32. O.B. Cowles (MINN, 1948-59)	86-68	.558

WINS ADD UP UNDER GARD

- With a record of 25-8 (.758) last season, UW posted its best win percentage of the Greg Gard era and equaled the 8th-most wins in school history.
 - In all, Gard led teams to 4 of the top 18 winningest seasons in program history:

Wisconsin Record Book, Single-Season Wins

1.	36	2014-15	11.	24	2002-03
2.	31	2007-08		24	2009-10
3.	30	2006-07	13.	23	2018-19
	30	2013-14		23	2012-12
5.	27	2016-17	15.	22	2015-16
6.	26	2011-12		22	1998-99
7.	25	2004-05		22	1999-00
8.	25	2021-22	18.	21	2019-20
	25	2010-11			
	25	2003-04			

- Including wins at No. 3 Purdue and over No. 8 Purdue last season, Gard has led UW to 10 top-10 wins, including 6 away from home.
- UW went 15-5 in the Big Ten last season, posting the most conference wins in the Gard era. The Badgers won 15 Big Ten games for just the 3rd time in program history. Overall, UW has won 14+ games just 5 times, and Gard-led teams are responsible for 3 of those seasons.

Wisconsin Record Book, Big Ten Wins

	Record	Pct.	Season
1.	16-2	.889	2007-08
	16-2	.889	2014-15
3.	15-5	.750	2021-22
4.	14-6	.700	2018-19
	14-6	.700	2019-20

- Wisconsin won at least 14 Big Ten games for the 3rd time in the last 4 seasons, the only team that can make that claim.
- During the Greg Gard era (since 2015-16), Wisconsin has the most road wins of any Big Ten team, going 43-38 (.531) in such games. Michigan State is second with 42 road wins.

BETTER BEHIND THE ARC

Last season, the Badgers won the Big Ten despite shooting a conference-low 30.6% from 3-point range. So far this season, Wisconsin has seen incredible improvement in that area.

- Wisconsin ranks 5th in the Big Ten shooting 36.3% (137-for-377) from beyond the arc.
- UW is averaging 8.6 made 3FGs per game, which ranks 3rd in the Big Ten this year.
- The Badgers have made 12+ triples in a game 4 times this season. UW hit 12+ triples in a game just once all of last season.
- Chucky Hepburn** and **Connor Essegian** rank 4th and 5th, respectively, in the Big Ten this season in 3-point shooting percentage - among players with at least 20 made 3FGs.
 - Hepburn is shooting 46.5% (33-for-71) 3FG, while Essegian is at 45.3% (34-75) 3FG.
- UW hasn't had a player shoot 45.0% or better from 3FG (min. 55 attempts) since Josh Gasser posted a mark of 45.2% (42-93) in 2012.
- Essegian (.453) is on pace to set the Wisconsin freshman record for 3FG% in a season, which was set by Tim Locum in 1998 (.441, 41-93).

CHUCKY AT THE POINT

"He's one of the elite point guards in the entire country." - Illinois head coach Brad Underwood

- A Big Ten All-Freshman honoree last year, point guard **Chucky Hepburn** continues to elevate his game in his sophomore season.
- Hepburn has been heating up over the last 11 games, averaging 14.7 pts, 3.6 ast and 2.1 stl per game, while shooting 46.8% FG including a blistering 51.9% from 3-point range.
 - Scored a career-high 23 points vs. Wake Forest (11/29), making a career-best 6 triples.
 - vs. Minnesota (1/3), Hepburn became the first Badger to record 16+ points, 5+ steals and 4+ assists in a game since Ethan Happ in 2017.
- This season, Hepburn is 46.5% (33-71) from 3-point range, up from 34.8% 3FG a year ago.
 - Hepburn's 46.5% 3FG shooting ranks 4th-best in the Big Ten (minimum 20 made 3FGs).
 - Hepburn is averaging 2.1 made 3FGs per game, which ranks 7th in the Big Ten. He has hit at least 3 triples in 3 of the last 5 games.
- A 2023 Preseason All-Big Ten pick, Hepburn has scored in double figures in 11 of 16 games this season, and 23 times total in his career.
 - UW is 19-4 when Hepburn scores dbl figures
- His 2.0 career assist-to-turnover ratio (130-65) would rank as one of the best in school history.

Wisconsin Career Assist-to-Turnover Ratio Leaders

Ratio (Ast-TO)	Name	Years
1. 3.01 (464-154)	Jordan Taylor	2009-12
2. 2.57 (344-134)	Mike Kelley	1998-01
3. 2.25 (284-126)	Josh Gasser	2011-15
4. 2.11 (430-204)	D'Mitrik Trice	2017-21
5. 2.08 (250-120)	Travon Davis	1999-02
6. 2.03 (388-191)	Mike Heineman	1984-87
7. 2.00 (130-65)	Chucky Hepburn	2022-23

TAKING CARE OF THE ROCK

Taking care of the ball is nothing new for Wisconsin and this season's team is carrying on a long tradition of stinginess.

- The Badgers rank 3rd in the NCAA averaging just 9.3 turnovers per game (3rd in Big Ten).
- UW has led the nation in fewest turnovers per game in each of the last 2 seasons. Wisconsin turned it over 9.0 times per game in 2021, then just 8.7 TOs per game last season. In fact, last year was the 4th-lowest mark in school history.

Wisconsin Record Book, Fewest TOs per game

Year	TOs/Gm	TOs	Games
1. 2014-15	7.4	296	40
2. 2010-11	7.6	258	34
3. 2013-14	8.1	307	38
4. 2021-22	8.7	287	33
5. 2009-10	8.8	289	33

- Over the last 4 seasons, Gard's Badgers have never finished outside the top-10 in turnovers per game and have never averaged more than 10.0 turnovers per game in a season.

SITUATIONAL RECORDS

	2022-23	Under Gard
Ahead at the half	9-0	125-14
Behind at the half	1-5	23-64
Tied at the half	1-0	6-5
FG% of .450 or more	5-1	83-14
FG% less than .450	6-4	71-69
Better FG% than opp.	7-0	121-13
Worse FG% than opp.	3-4	32-67
Same FG% as opp.	1-1	2-3
Opp. FG% less than 45%	8-2	119-30
3FG% of 40% or more	7-1	71-10
3FG% less than 40%	4-4	82-73
Try more than 20 3FGs	8-4	86-52
Try 20 or fewer 3FGs	3-1	68-30
Make at least 70% FT	4-3	93-37
Try at least 20 FTs	2-0	64-17
Try fewer than 20 FTs	9-5	88-65
Out-rebound opponent	4-0	90-22
Tied or out-rebounded	7-5	64-61
Same or fewer TOs than opp.	9-4	119-51
More TOs than opp.	2-1	35-32
Commit fewer than 12 TOs	9-4	120-52
Commit 12 or more TOs	2-1	35-30
Score fewer than 50 pts.	1-1	2-4
Score 50-59 points	1-0	8-32
Score 60-69 points	4-3	50-31
Score 70-79 points	3-1	55-13
Score 80-89 points	2-0	32-3
Score 90 or more pts.	0-0	7-0
Allow fewer than 50 pts.	2-0	23-1
Allow 50-59 pts.	5-0	47-7
Allow 60-69 pts.	2-3	62-30
Allow 70-79 pts.	2-2	19-31
Allow 80-89 pts.	0-0	3-13
Allow 90 or more pts.	0-0	0-1
Overtime	2-1	9-6
vs. AP Top 25 opponents	1-1	27-39
vs. AP Top 25 opp. at home	1-0	13-10
Home games	6-2	91-26
Road games	2-2	43-38
Neutral site games	3-1	22-19
Day games	3-3	49-29
Night games	8-2	105-54

GAMES DECIDED BY

3 points or less	4-2	23-13
4-5 points	2-1	23-18
6-10 points	2-1	36-22
11-19 points	1-1	39-25
20 or more points	2-0	34-3

TELEVISED GAMES

CBS	0-1	11-11
CBS Sports Network	0-0	0-1
FOX	0-0	3-5
FS1	2-0	14-14
ESPN	0-2	16-14
ESPN2	3-1	17-12
ESPNU	0-1	1-3
ESPN+	0-0	3-1
Big Ten Network	5-0	78-18
BTN+	1-0	5-0
TBS	0-0	1-3
TNT	0-0	2-1

2022-23 BIG TEN STANDINGS

Team	Conf.	Overall
Purdue (#3)	5-1	16-1
Rutgers (#25)	5-2	13-5
Michigan State	4-2	12-5
Michigan	4-2	10-7
Iowa	4-3	12-6
Illinois	3-3	12-5
Northwestern	3-3	12-5
Penn State	3-3	12-5
Wisconsin	3-3	11-5
Indiana	2-4	11-6
Maryland	2-4	11-6
Ohio State	2-4	10-7
Nebraska	2-5	9-9
Minnesota	1-4	7-8

RECORDS THROUGH GAMES PLAYED JAN. 15

AP TOP 25 (WEEK 11 - 1/16/23)

Team	Record	Points
1 Houston (34)	17-1	1460
2 Kansas (23)	16-1	1446
3 Purdue (3)	16-1	1382
4 Alabama	15-2	1347
5 UCLA	16-2	1237
6 Gonzaga	16-3	1178
7 Texas	15-2	1122
8 Xavier	15-3	1047
9 Tennessee	14-3	1019
10 Virginia	13-3	926
11 Arizona	15-3	838
12 Iowa State	13-3	795
13 Kansas State	15-2	771
14 TCU	14-3	753
15 UConn	15-4	668
16 Auburn	14-3	553
17 Miami	14-3	487
18 Charleston	18-1	351
19 Clemson	15-3	339
20 Marquette	14-5	306
21 Baylor	12-5	267
22 Providence	14-4	262
23 Rutgers	13-5	131
24 Florida Atlantic	16-1	126
25 Arkansas	12-5	115

Others receiving votes: North Carolina State 111, Saint Mary's 106, Arizona State 79, New Mexico 67, Illinois 61, San Diego State 44, Michigan State 29, Duke 24, Wisconsin 14, Creighton 9, Kent State 8, Boise State 6, Texas A&M 5, Ohio State 3, Missouri 3, VCU 2, Iowa 2, North Carolina 1

WALL-TO-WAHL PLAYER

"This is no longer a utility player...Wahl has looked the part early of a guy that's primed to be one of the best players in the Big Ten."

- Jon Rothstein, CBS Sports

- One of the most versatile players in college basketball, 2023 Preseason All-Big Ten selection **Tyler Wahl** does a little bit of everything – and then some – for Bucky.
- This year, Wahl was named 1 of 20 candidates in the country nominated to the 2023 Julius Erving Award Watch List, which is awarded to the best small forward in the nation.
- Wahl has missed the last 3 games for UW due to an ankle injury suffered vs. Minnesota (1/3).
- Facing #3 Kansas, Wahl posted his 2nd double-double of the season (6th career), matching his career-high scoring 23 points, while also posting 10 rebounds, 3 steals and 2 assists.
 - Named to the Battle 4 Atlantis All-Tournament Team, Wahl averaged 13.3 pts, 7.3 reb, 1.7 ast and 1.3 stl per game over the 3-game tourney.
- The improvement of Wahl over his four years at Wisconsin has been notable and impressive:

Tyler Wahl Year-by-Year Improvement

Year	PPG	RPG	FG%	FT%
2019	2.6	2.6	.430	.389
2020	5.2	4.3	.436	.567
2021	11.4	5.9	.516	.700
2022	13.2	6.4	.420	.672

- Wahl made his presence known last season with an All-Tournament performance at the Maui Jim Maui Invitational in Las Vegas.
 - In 3 games, Wahl averaged 11.0 ppg (18 pts and 4 blk in championship game), plus 5.3 rpg.

BIG THINGS FROM 'BIG STEVE'

The development of **Steven Crowl** has seen an upward trajectory during his career at Wisconsin. The junior big man averaged 0.7 points per game as a freshman, 8.8 ppg as a sophomore, and is now in a starring role for the Badgers.

- Along with experience, Crowl has also added size to his frame. Listed at 217 lbs as a freshman, he's now pushing 250 lbs.
- Crowl has become a consistent presence for Wisconsin, averaging 12.4 points per game, while leading UW in rebounds (6.6) and ranking 2nd in assists (2.9).
 - Shooting a team-best 49.4% FG (78-158 FG)
- A talented passer, the 7-footer ranks 2nd for the Badgers averaging 2.9 assists per game.
- "Big Steve," as he's nicknamed on the team, has had a knack for big seconds halves as of late. In fact, over the last 6 games Crowl is averaging 3.5 first-half pts and 13.3 second-half pts:

Steven Crowl scoring by half (last 6 games):

Date - Opponent	First Half (pts)	Second Half (pts)
1/14 - at Indiana	4 points	1 point
1/10 - Michigan St	4 points	15 points
1/07 - at Illinois	2 points	18 points
1/03 - Minnesota	4 points	13 points
12/30 - W Michigan	5 points	20 points
12/15 Lehigh	2 points	13 points

- Crowl has scored in double figures in 8 of the last 10 games, during that stretch averaging 14.8 pts, 6.2 reb and 3.2 ast per game.
- Crowl has scored in double figures 22 times in his career, and UW is 18-4 in those games.
- At Illinois (1/7), Crowl posted his second career double-double with 20 points and 12 rebounds, his 4th career game with 20+ points.
- Crowl scored a career-high 25 points vs. Western Michigan (12/30), becoming the first Badger to post 25+ points and 8+ rebounds while shooting 69% FG or better since Ethan Happ on Jan. 11, 2019.

INSTANT OFFENSE ESSEGIAN

Freshman **Connor Essegian** has added instant offense to the Badgers lineup this season.

- Coming off the bench, Essegian is averaging 10.5 ppg while shooting 45.3% from 3FG.
 - Among Big Ten freshmen, Essegian ranks 5th in the league for scoring this season:

Most Points, Big Ten, Freshmen

Name (School)	PPG
1. Brice Sensabaugh (OSU)	16.8
2. Jett Howard (MICH)	15.5
3. Jalen Hood-Schifino (IND)	13.4
4. Fletcher Loyer (PUR)	13.2
5. Connor Essegian (WIS)	10.5

- Essegian also leads all B1G reserves in scoring:

Most Points, Big Ten Reserves

Name (School)	PPG
1. Connor Essegian (WIS)	10.5
2. Dain Dainja (ILL)	10.4
3. Keisei Tominaga (NEB)	9.8
4. Jayden Epps (ILL)	9.6
5. Tamar Bates (IND)	8.7

- Essegian has scored in double figures in 10 of the last 13 games, averaging 11.7 points per game over that stretch.
- Essegian has hits multiple 3s in 13 of 16 games.
- Over the last 25 years (since 1998), only 4 Badgers have averaged double figures in their freshman season. Essegian is aiming to be the 5th in the last quarter century:

Most Points, Wisconsin Freshmen (Since 1998)

Name (Year)	PPG	Season
1. Ethan Happ	12.4	2015-16
2. Devin Harris	12.3	2001-02
3. Brad Davison	12.1	2017-18
4. Alando Tucker	12.0	2002-03
Connor Essegian	10.5	2022-23

- Essegian is shooting 45.3% (34-75) from 3-point range, ranking 5th in the B1G (min. 20 3FGs).
 - Among freshmen, Essegian ranks 7th in the nation in 3FG% at 45.3% (min. 20 made 3FGs).
 - 9th in Big Ten averaging 2.1 triples per game.
- Essegian (.453) is on pace to set the Wisconsin freshman record for 3FG% in a season, which was set by Tim Locum in 1998 (.441, 41-93).
- His shooting touch extends to the free throw line, where he's a near perfect 26-for-28 FT. Essegian ranks 4th among all freshmen in the NCAA shooting 92.9% FT (min. 15 attempts).

DEFENSE LIVES HERE

For the better part of 30 years, Wisconsin has enjoyed one of the best defensive teams in the Big Ten and often the nation. This year's unit is showing signs of following the same trend.

- UW is allowing just 62.9 ppg, which ranks as the 4th-best scoring defense in the Big Ten.
- According to KenPom.com, the Badgers rank top 25 in the NCAA (3rd in the Big Ten) in adjusted defensive efficiency at 93.5.
- UW has led the B1G in Scoring D in 4 of 7 years under Gard. Last season, Wisconsin ranked 2nd in the Big Ten allowing 66.0 ppg.
 - UW is 47-7 under Gard when holding foes below 60 points (5-0 this season).
- UW has held 15 of 16 foes below their scoring average, including 4 season-low point totals.
- The Badgers have held 5 teams below 40% FG this season, most recently vs. Maryland (12/6).

125 YEARS OF BADGER BALL

This year marks the 125th season of Wisconsin men's basketball and all season long UW will be celebrating the history of one of the Big Ten's most successful programs:

- Wisconsin made its 26th appearance in the NCAA tournament last season. In fact, UW is 1 of 5 schools to participate in 22 of the last 23 NCAA tourneys, joining Duke, Gonzaga, Kansas and Michigan State.
- Wisconsin clinched a share of the 2022 Big Ten championship, marking UW's 2nd league title in 3 seasons and the 20th in school history.
- The Badgers (20 titles) trail only Purdue (24) and Indiana (22) for most conference titles.
- Wisconsin has won 6 Big Ten regular season titles since 2002 (02-03-08-15-20-22), matching MSU (6) for most titles during that span.

Most Big Ten Regular Season Championships

School	B1G Titles	Since 2002	Last
1. Purdue	24	3	2019
2. Indiana	22	3	2016
3. Wisconsin	20	6	2022
Ohio State	20	5	2012
5. Illinois	18	4	2022

- Since 2001-02 when Bo Ryan and Greg Gard arrived in Madison, UW has the most Big Ten wins and best win pct. at 259-121 (.682).

Big Ten Win Pct, Since 2001-02 (thru games Jan. 14)

Team	W-L	Pct.
1. Wisconsin	259-121	.682
2. Michigan State	254-126	.668
3. Ohio State	233-145	.616
4. Purdue	224-155	.591
5. Maryland	91-64	.587

- Wisconsin has won 12+ B1G games in 11 of last 13 seasons, the most of any Big Ten team.
- UW has also posted double-digit B1G wins in 19 of the last 21 years, the only team to do so.

125 HONORARY CAPTAIN: OLSON

As part of the 125th season celebration, UW welcomes back **Rick Olson** (1982-86) as honorary captain for Tuesday's game.

- A member of the UW Athletic Hall of Fame (Class of 2008), Rick Olson started every game during his four-year career with the Badgers.
- Scored 1,736 career points, which ranks 8th in school history.
- UW's career leader in free throw percentage (.870, 260-299); also ranks top 10 for UW in minutes played (3,962) + games started (112).
 - Set then-Big Ten record for consecutive free throws made when he connected on 36 straight during 1984 and 1985.
- Team captain, MVP and leading scorer as a senior in 1985-86, he was a third-team All-Big Ten honoree that season.
- Scored 39 points in a win over Michigan (Jan. 14, 1984) which were just three short of the then-school record.
- Selected in seventh round (158th overall) of 1986 NBA Draft by Houston.
- 2000 Madison Sports Hall of Fame inductee and 2006 Wisconsin Basketball Coaches Association Hall of Fame inductee.

VIVE LA FRANCE!

Earlier this summer, the Badgers came together and experienced a 10-day, four-game foreign trip to France. As part of the tour, the team spent time in Paris, Lyon and Nice.

- The trip featured sight-seeing opportunities to experience local culture. Among other things, the itinerary included ascending the Eiffel Tower, a full-day trip to Normandy, exploring Old Town Lyon, visiting the medieval village of Perouges, a guided tour of Monte Carlo and beach time on the French Riviera.
- College basketball teams are allowed to travel internationally during the summer once every four years, and for Wisconsin the 2022 trip marked UW's first since touring Australia and New Zealand in 2017.
- The Big Ten Network followed along throughout the trip, documenting the experience for "The B1G Trip: Wisconsin Basketball in France," a three-episode docuseries.
- In its first taste of international basketball, the Badgers earned an 81-66 win over Paris Towers in Paris. **Steven Crowl** led UW with 13 points, followed by **Chucky Hepburn** (12), **Markus Ilver** (10) and **Isaac Lindsey** (10).
- Facing Lyon Towers in Lyon, UW won 80-68 led by **Tyler Wahl**'s 12 points, plus 11 points each from Crowl and **Connor Essegian**, and 10 points from Hepburn.
- UW displayed a balanced scoring attack in its second game vs. Lyon Towers, earning a 78-47 win. Ilver led with 14 points, followed by Crowl (12), Essegian (10), **Jordan Davis** (9), Wahl (9).
- Wisconsin capped its trip with an 85-69 win over Azurea Club in Nice. Davis and Essegian led UW with 14 points each.

WINNING AT WISCONSIN

With a record of 24-7 last season, the Badgers reached the 20-win milestone yet again. Since 2003, Wisconsin has won at least 20 games in 17 of 20 seasons, including a school-record 36 wins in 2014-15.

Greg Gard has four 20-win seasons on his ledger with a high of 27 wins in 2016-17, a mark that ranks 5th in UW history.

Wisconsin Record Book, Single-Season Wins

1.	36	2014-15	10.	24	2021-22
2.	31	2007-08		24	2002-03
3.	30	2006-07		24	2009-10
	30	2013-14	13.	23	2012-12
5.	27	2016-17		23	2018-19
6.	26	2011-12	15.	22	2015-16
7.	25	2004-05		22	1998-99
8.	25	2010-11		22	1999-00
	25	2003-04	18.	21	2019-20

BADGERS = B1G ATTENDANCE

- Last season, the Badgers played in front of an average of 16,453 fans at their home games. That led the Big Ten and ranked 7th nationally.
- Excluding the 2020-21 season in which fans were allowed, Wisconsin has led the Big Ten in attendance in each of the last 5 seasons and 15 of the last 19 years and has finished among the nation's top 7 each of the last 21 years.

UW Attendance (Kohl Center era: 1998-2022)

Year	Average	B1G Rank	NCAA
1997-98*	13,335	7th	22nd
1998-99	15,770	2nd	10th
1999-00	16,163	3rd	11th
2000-01	16,811	2nd	7th
2001-02	15,528	3rd	6th
2002-03	16,930	1st	6th
2003-04	17,142	1st	6th
2004-05	17,142	1st	5th
2005-06	17,142	1st	7th
2006-07	17,190	2nd	7th
2007-08	17,190	1st	7th
2008-09	17,230	1st	6th
2009-10	17,230	1st	6th
2010-11	17,230	1st	7th
2011-12	17,181	1st	5th
2012-13	16,843	2nd	7th
2013-14	17,104	2nd	7th
2014-15	17,279	1st	5th
2015-16	17,287	2nd	6th
2016-17	17,287	1st	6th
2017-18	17,272	1st	5th
2018-19	17,170	1st	5th
2019-20	16,912	1st	6th
2020-21^	--	--	--
2021-22	16,453	1st	7th

* Wisconsin played 8 of its 15 home games at the UW Field House (capacity 11,500)

^ Wisconsin did not allow spectators due to the COVID-19 pandemic



HEAD COACH GREG GARD

■ 2-TIME BIG TEN COACH OF THE YEAR

A coaching veteran of more than 30 years, Greg Gard enters his eighth season leading the Wisconsin in 2022-23 and has proven himself to be one of the best head coaches in the Big Ten. A 2022 finalist for Naismith National Coach of the Year, Gard has guided the Badgers to the Big Ten regular season championship in two of the last three seasons, twice earning Big Ten Coach of the Year honors.

Wisconsin's incredible postseason presence hasn't wavered on Gard's watch, leading UW to 5 of 6 NCAA tournaments during his tenure. As 2020 Big Ten champs, UW also would have also participated in that year's canceled tournament.

In his first seven seasons as head coach, Gard built a record of 144-78, owning the fourth-highest win total in school history. He has also guided UW to a conference record of 84-50 and his .627 conference win percentage is tied for sixth best among Big Ten coaches the last 40 years.

Gard is coming off of arguably his most impressive coaching job in 2021-22. Picked to finish preseason 10th in the Big Ten, UW went 25-8 overall and 15-5 in league play, claiming a share of the Big Ten regular season title for the second time in the past three seasons. Gard was named Big Ten Coach of the Year for the second time in his career. Sophomore guard Johnny Davis garnered consensus first-team All-America honors and won Lute Olson National Player of the Year, the Jerry West Award and Big Ten Player of the Year.

Gard's leadership during the 2019-20 season is among his best. After opening 5-5 in the Big Ten, Wisconsin won nine of its last 10 games, including its final eight games of the season to win a share of the 2020 conference championship and claim the No. 1 seed for the later canceled Big Ten tournament.

In his inaugural season as head coach, Gard led the Badgers to the 2016 NCAA Tournament Sweet 16, becoming just the second-ever first-year coach to win the Jim Phelan National Coach of the Year award. He followed that up by leading UW to the fifth-highest single-season win total in school history (27-10) and making a second-consecutive visit to the Sweet 16.

Gard's Badgers would follow that up with another 12-6 conference campaign in 2017, finishing second in the Big Ten. UW capped off its 27-win season by knocking off the nation's No. 1 team Villanova, 65-62, to advance to the Sweet 16.

During his tenure as head coach, Gard has helped a trio of players reach first-team All-Big Ten status: Nigel Hayes in 2016, third-team All-American Ethan Happ in both 2017, 2018 and 2019, plus Johnny Davis in 2022.

Long considered one of the top assistant coaches in the game, Gard served as an assistant at Wisconsin for 14-plus seasons. During that time he helped guide the Badgers to back-to-back Final Fours in 2014 and 2015, and in 2015 UW reached its first national championship game since 1941.

Prior to coming to Wisconsin in 2001, Gard spent two seasons as Ryan's assistant at UW-Milwaukee (2000-01) and six seasons as an assistant to Ryan at UW-Platteville (1993-99). During Gard's years on the Pioneer staff, UW-Platteville went 161-13 (.925) and won three NCAA Division III national championships, five WIAC titles.

In 2016, Gard and his wife, Michelle, partnered with the UW Carbone Cancer Center, to launch Garding Against Cancer. In its first six years, GAC raised more than \$6.5 million dollars for cancer research and patient care within the state of Wisconsin.

THE GARD FILE

■ Career Record (8th Season): 155-83 (.651)

- Record at Wisconsin (8th Season): 155-83 (.651)
- Big Ten Record (8th Season): 87-53 (.621)
- NCAA Tournament Appearances/Record: 5 / 6-5 (.545)
- Hometown: Cobb, Wis.
- Alma Mater: UW-Platteville, 1995 (Physical & Health Ed)
Master's Degree: UW-Platteville, 2007 (Counselor Ed)
- Family: Wife Michelle; Children Mackenzie, Isaac, Peyton

COACHING EXPERIENCE

Position	School	Years
Assistant Coach	Southwestern (Wis.) HS	1990-93
Assistant Coach	Platteville (Wis.) HS	1993-94
Assistant Coach	UW-Platteville	1993-99
Assistant Coach	UW-Milwaukee	1999-01
Assoc. Head Coach	Wisconsin	2001-15
Head Coach	Wisconsin	2015-Present

CAREER HIGHLIGHTS

Date	Highlight
Dec. 15, 2015	Assumed role of interim head coach upon the retirement of Bo Ryan
Dec. 23, 2015	First career win, 84-79, vs. Green Bay
Jan. 2, 2016	First Big Ten win, 79-57, vs. Rutgers
Jan. 17, 2016	First ranked win, 77-76, vs. #4 MSU
Feb. 13, 2016	First road win over ranked team, 70-57, at #2 Maryland
March 7, 2016	Officially named Wisconsin head coach
March 18, 2016	First NCAA tournament win, 47-43, against 10th-seeded Pittsburgh
April 4, 2016	Jim Phelan National Coach of the Year
March 18, 2017	UW knocks off No. 1 overall seeded Villanova in NCAA tourney second round
Feb. 15, 2018	UW tallied sixth top-10 win in three seasons under Gard (#6 Purdue, 57-53)
Jan. 19, 2019	UW earned fourth win vs. top-5 team under Gard (#2 Michigan, 64-54)
Jan. 3, 2020	UW won at #5 Ohio State, 61-47
March 7, 2020	Led UW to Big Ten title (60-56 W at IND)
March 9, 2020	Named 2020 Big Ten Coach of the Year
Dec. 25, 2020	UW wins at MSU first time since 2004
Nov. 24, 2021	UW wins first Maui Invitational tournament title in school history
Jan. 3, 2022	UW wins at #3 Purdue, 74-69
March 1, 2022	Led UW to Big Ten title with 70-67 home win over #8 Purdue
March 8, 2022	Named 2022 Big Ten Coach of the Year

Year	School	Record	Pct.	Conf.	Record	Place	Postseason
2015-16	Wisconsin	15-8	.652	Big Ten	12-6	T-3rd	NCAA Sweet 16
2016-17	Wisconsin	27-10	.730	Big Ten	12-6	T-2nd	NCAA Sweet 16
2017-18	Wisconsin	15-18	.455	Big Ten	7-11	9th	--
2018-19	Wisconsin	23-11	.676	Big Ten	14-6	4th	NCAA First Round
2019-20	Wisconsin	21-10	.677	Big Ten	14-6	T-1st	Postseason canceled
2020-21	Wisconsin	18-12	.600	Big Ten	10-10	--	NCAA Second Round
2021-22	Wisconsin	25-8	.758	Big Ten	15-5	T-1st	NCAA Second Round
2022-23	Wisconsin	11-5	.688	Big Ten	3-3	--	--
Totals (8 seasons)		155-83	(.651)		87-53	(.621)	5 NCAA appearances

GARD vs. DIVISION I TEAMS

Team	Home	Away	Neut.	Total
Arkansas-Pine Bluff	1-0	0-0	0-0	1-0
Baylor	0-0	0-0	0-2	0-2
Central Arkansas	1-0	0-0	0-0	1-0
Chicago State	2-0	0-0	0-0	2-0
Colgate	0-0	0-0	1-0	1-0
Coppin State	1-0	0-0	0-0	1-0
Creighton	0-0	0-1	0-0	0-1
Dayton	0-0	0-0	1-0	1-0
Eastern Illinois	2-0	0-0	0-0	2-0
Florida	0-0	0-0	0-1	0-1
Florida A&M	1-0	0-0	0-0	1-0
Georgetown	0-0	0-0	1-0	1-0
Georgia Tech	0-0	1-0	0-0	1-0
Grambling State	1-0	0-0	0-0	1-0
Green Bay	7-0	0-0	0-0	7-0
Houston	0-0	0-0	1-0	1-0
Houston Baptist	1-0	0-0	0-0	1-0
Idaho State	1-0	0-0	0-0	1-0
Illinois	3-2	4-3	0-0	7-5
Illinois State	1-0	0-0	0-0	1-0
Indiana	6-0	3-3	1-0	9-3
Iowa	2-2	3-3	0-1	5-6
Iowa State	0-0	0-0	0-1	0-1
Kansas	0-0	0-0	0-1	0-1
Lehigh	1-0	0-0	0-0	1-0
Louisville	1-0	0-0	0-0	1-0
Loyola	1-0	0-0	0-0	1-0
Marquette	2-1	1-2	0-0	3-3
Maryland	4-2	3-2	1-0	8-4
UMass Lowell	1-0	0-0	0-0	1-0
McNeese State	1-0	0-0	0-0	1-0
Michigan	4-2	1-3	0-1	5-6
Michigan State	2-4	2-4	0-3	4-11
Milwaukee	2-0	0-0	0-0	2-0
Minnesota	6-1	4-1	0-0	10-2
Nebraska	3-2	5-1	1-1	9-4
New Mexico	0-0	0-0	0-1	0-1

Team	Home	Away	Neut.	Total
Nicholls	1-0	0-0	0-0	1-0
North Carolina	0-0	0-0	1-1	1-1
North Carolina State	1-0	0-1	0-0	1-1
Northwestern	3-2	4-1	1-0	7-3
Notre Dame	0-0	0-0	0-1	0-1
Ohio State	4-2	2-2	0-0	6-4
Oklahoma	1-0	0-0	1-0	2-0
Oregon	0-0	0-0	0-1	0-1
Penn State	4-0	4-1	1-0	9-1
Pittsburgh	0-0	0-0	1-0	1-0
Prairie View A&M	1-0	0-0	0-0	1-0
Providence	0-1	0-0	0-0	0-1
Purdue	3-2	1-5	0-0	4-7
Rhode Island	1-0	0-0	0-0	1-0
Rider	1-0	0-0	0-0	1-0
Richmond	0-0	0-0	0-1	0-1
Rutgers	4-1	1-2	1-0	6-3
St. Francis Brooklyn	1-0	0-0	0-0	1-0
Saint Mary's	0-0	0-0	1-1	1-1
Savannah State	1-0	0-0	0-0	1-0
South Carolina State	1-0	0-0	0-0	1-0
South Dakota	1-0	0-0	0-0	1-0
Stanford	0-0	0-0	2-0	2-0
Syracuse	1-0	0-0	0-0	1-0
Temple	0-0	0-1	0-0	0-1
Tennessee	0-0	1-0	1-0	2-0
Texas A&M	0-0	0-0	1-0	1-0
UCLA	0-0	0-0	0-1	0-1
USC	0-0	0-0	1-0	1-0
Villanova	0-0	0-0	1-0	1-0
Virginia	0-0	0-1	0-1	0-2
Virginia Tech	0-0	0-0	1-0	1-0
Wake Forest	0-1	0-0	0-0	0-1
Western Kentucky	1-0	0-1	0-0	1-1
Western Michigan	1-0	0-0	0-0	1-0
Xavier	0-1	1-0	1-0	2-1
Yale	1-0	0-0	0-0	1-0
Total	91-26	43-39	22-19	155-83



QUICK FACTS

- **Opened:** Jan. 17, 1998
- **Original cost:** \$76.4 Million
- **Student Section:** AreaRED
- **Building:** Named for U.S. Sen. Herb Kohl (D-Wisconsin), a 1956 graduate of UW-Madison, who donated \$25 million to the project.
- **Court:** Named for All-Big Ten player Albert "Ab" Nicholas (1950-52) and his wife, Nancy, who pledged \$10 million toward the original project.
- **All-Time record:** 341-63 (.844)
- **Big Ten record:** 172-48 (.782)
- **Record vs. Top-25:** 55-28 (.663)
- **Record under Gard:** 91-26 (.778)

17,287

The third-largest arena in the Big Ten Conference, the Kohl Center seats 17,287 for men's basketball. That includes the second-largest student section in the Big Ten of around 2,300.

25

Wisconsin is enjoying the 25th season of men's basketball at the Kohl Center, which opened in 1998.

6

Wisconsin has won 6 Big Ten regular season championships during the Kohl Center era, winning in 2002, 2003, 2008, 2015, 2020 and 2022.

3

Three retired jerseys hang in the Kohl Center rafters: #8 Ab Nicholas (1950-52), #24 Michael Finley (1992-95) and #44 Frank Kaminsky (2012-15).

THE KOHL CENTER

The 2022-23 season marks the 25th year of Wisconsin men's basketball at the Kohl Center, which officially opened on Jan. 17, 1998. The Kohl Center was completed for a cost of \$76.4 million and has turned into one of the greatest home court advantages in all of college basketball.

- Wisconsin is 341-63 (.844) all-time at the Kohl Center, owning the 10th-best win percentage of any active NCAA Div. I venue.
- The Badgers have gone 172-48 (.782) against the Big Ten in the Kohl Center.
- Excluding the 2020-21 season in which fans were not allowed to attend, Wisconsin has led the Big Ten in attendance in each of the last 5 seasons and 15 of the last 19 years. UW has finished among the nation's top 7 in attendance each of the last 21 years.
- In addition to UW athletics, the Kohl Center has played host to several other big performers like: Elton John and Billy Joel, The Eagles, Tom Petty, Shania Twain, John Mellencamp, Cher, the Dave Matthews Band and the Dalai Lama.

NCAA'S TOUGHEST VENUES

Since the Kohl Center opened in 1998, Wisconsin has been nearly unbeatable on its home floor. In fact, among active venues, Wisconsin owns one of the nation's top 10 home records.

Team	Record	Pct.
1. Gonzaga (McCarthy Center)	259-15	.945
2. Kentucky (Rupp Arena)	641-77	.893
3. Kansas (Allen Fieldhouse)	838-116	.878
4. Belmont (Curb Events Center)	226-32	.876
5. Michigan State (Breslin Center)	451-69	.867
6. UCLA (Pauley Pavilion)	784-125	.862
7. Oregon (Matthew Knight Arena)	186-30	.861
8. Murray State (CFSB Center)	306-50	.860
9. Xavier (Cintas Center)	305-54	.850
10. Wisconsin (Kohl Center)	340-62	.846

(games through Jan. 2, 2023)

BIG KOHL CENTER WINS

Most memorable home wins since opening in 1998:

- Jan. 17, 1998 - UW 56, Northwestern 33**
First-ever game in the Kohl Center
- Dec. 1, 2001 - UW 70, UW-Green Bay 57**
Bo Ryan's first victory at the Kohl Center
- Dec. 22, 2001 - UW 86, #14 MU 63**
Kirk Penney scores 33 points in UW's first win over a ranked team under Bo Ryan
- Jan. 5, 2002 - UW 72, #7 Illinois 66**
Ryan's first win over a top-10 team at UW
- Feb. 27, 2002 - UW 74, Michigan 54**
UW clinches share of first Big Ten title since '47
- Dec. 7, 2002 - UW 91, UNLV 74**
UW begins school-record 38-game home win streak - Alando Tucker 24 points, 18 rebounds
- March 5, 2003 - UW 60, #14 Illinois 59**
Devin Harris makes 1-of-2 FTs with 0.4 seconds left to clinch outright Big Ten title
- Dec. 23, 2004 - UW 85, UNC Green. 53**
UW wins school-record 34th-straight home game
- Jan. 16, 2005 - UW 62, #15 Mich. St. 59**
Wisconsin overcomes 8-point deficit with 1:58 remaining to win its 38th-straight home game
- March 1, 2005 - UW 62, Indiana 60**
Alando Tucker scores putback as time expires
- Feb. 15, 2006 - UW 78, #12 Ohio St. 73**
UW overcomes a nine-point halftime deficit to beat No. 12 Ohio State
- Dec. 16, 2006 - UW 89, #2 Pitt 75**
Alando Tucker and Brian Butch combine for 59 pts
- Jan. 9, 2007 - UW 72, #5 Ohio St. 69**
Badgers win the first matchup in school history of top-five teams
- March 3, 2007 - UW 52, Michigan St. 50**
Kammron Taylor wins it on 3FG with 3.9 seconds left
- Dec. 2, 2009 - UW 73, #6 Duke 69**
Trevon Hughes scores 26 as UW's win clinches Big Ten's first Big Ten/ACC title
- Jan. 9, 2010 - UW 73, #4 Purdue 66**
Jordan Taylor (23) and Jason Bohannon (20) help end Purdue's undefeated season
- Feb. 2, 2010 - UW 67, #5 Michigan State 49**
Badgers end MSU's 9-0 Big Ten start
- Feb. 12, 2011 - UW 71, #1 Ohio State 67**
Stopped OSU's 24-0 start and UW's first win over AP No. 1 since 1962
- Feb. 9, 2013 - UW 65, #2 Michigan 62 (OT)**
Ben Brust's half-court buzzer-beater sends game to overtime where UW wins
- Nov. 19, 2013 - UW 103, North Dakota 85**
UW's first 100-point game since '95, Frank Kaminsky scores UW record 43 points
- Feb. 9, 2014 - UW 60, #8 Michigan State 58**
Treavon Jackson hits game-winning jumper with 2.1 seconds left in Bo Ryan's 150th Big Ten win
- March 1, 2015 - #6 UW 68, Michigan State 61**
UW claims Big Ten title as Frank Kaminsky scores 31
- Dec. 23, 2015 - UW 84, Green Bay 79**
Greg Gard's first win as interim head coach
- Jan. 17, 2016 - UW 77, #4 Michigan State 76**
Gard's first ranked win, Koenig/Hayes total 52 pts
- Feb. 15, 2018 - UW 57, #6 Purdue 53**
Ethan Happ tallies 21 pts and 12 reb as Badgers raise Frank Kaminsky's No. 44 into rafters
- Jan. 19, 2019 - UW 64, #2 Michigan 54**
UW knocks off 17-0 Michigan behind 26 points, 10 rebounds and 7 assists from Ethan Happ
- Feb. 1, 2020 - UW 64, #14 Michigan State 63**
UW wins first game over MSU since 2016
- Dec. 19, 2020 - UW 85, #23 Louisville 48**
UW's largest-ever win over a top-25 team
- March 1, 2022 - #10 UW 70, #8 Purdue 67**
Chucky Hepburn's 3FG with 1.5 seconds left clinches Big Ten regular season championship

0 | JAHCOBI NEATH

Senior | Guard | 6-4 | 190
Toronto, Ontario | Crestwood Prep (Wake Forest)



Twitter: N/A | Instagram: @jahcobiii

INDIVIDUAL BENCHMARKS

	SEASON	CAREER
GP/GS	3/0	76/10
10+ POINTS:	--	6
20+ POINTS:	--	0
3+ FGS MADE:	--	12
2+ ASSISTS:	--	28
2+ STEALS:	--	8
20+ MINUTES:	--	23

GET TO KNOW JAHCOBI

Now in his second season with Wisconsin, Jahcobi Neath looks to become a key contributor in the lineup. Hindered by injuries last year, he played in 23 games (1 start) for the Badgers, averaging 9.7 minutes per game off the bench. Neath transferred to Wisconsin from Wake Forest, where he played a total of 30 games (5 starts) over two seasons. He averaged 5.3 points (42.2% FG, 48% 3FG) and 2.2 assists per game his freshman season. As a sophomore at Wake Forest, he played 20 games (4 starts), averaging 3.8 points and 1.7 assists per game. During his prep career, Neath played internationally at the 2019 FIBA U-19 World Cup, representing Canada at the U18 and U19 levels. He played high school basketball at Crestwood Prep in Toronto and led the Lions to the 2019 national championship, averaging 26 points, 7 rebounds and 4 assists per game his senior season.

TOP PERFORMANCES

- **MICHIGAN (2/20/22):** Went 4-4 from the free-throw line and scored 6 points off the bench in a win
- **NICHOLLS (12/15/21):** Made his first start at Wisconsin, finishing with 9 points and a career-high 7 rebounds, plus 2 assists
- **PITTSBURGH (3/10/20):** Played a career-high 34 minutes posting 6 points, 4 rebounds, and 6 assists
- Posted back-to-back 16-point contests against Georgia Tech (2/19/20) and Duke (2/25/20)

SEASON HIGHS

POINTS: 3 vs. South Dakota (11/7/22)
FIELD GOALS: 1 vs. South Dakota (11/7/22)
FG ATTEMPTS: 3 vs. Stanford (11/11/22)
3-POINT FGS: 1 vs. South Dakota (11/7/22)
3-POINT FGAS: 1 (2x) MR vs. Stanford (11/11/22)
FREE THROWS: --
FT ATTEMPTS: --
REBOUNDS: 1 vs. South Dakota (11/7/22)
ASSISTS: 1 vs. Stanford (11/11/22)
BLOCKS: --
STEALS: 1 vs. Stanford (11/11/22)
MINUTES: 15 vs. Stanford (11/11/22)

CAREER HIGHS

POINTS: 16 (2x) MR vs. Duke (2/25/20)*
FIELD GOALS: 5 (2x) MR vs. Longwood (11/27/20)*
FG ATTEMPTS: 10 (2x) MR at BC (2/10/21)*
3-POINT FGS: 2 (2x) MR at NC State (1/27/21)*
3-POINT FGAS: 5 at Virginia Tech (2/27/21)*
FREE THROWS: 9 vs. Duke (2/25/20)*
FT ATTEMPTS: 12 vs. Duke (2/25/20)*
REBOUNDS: 7 vs. Nicholls (12/15/21)
ASSISTS: 6 (3x) MR vs. Del. St (11/25/20)*
BLOCKS: 1 (3x) MR vs. Duke (2/17/21)*
STEALS: 3 vs. Catawba (12/31/20)*
MINUTES: 34 vs. Pittsburgh (3/10/20)

*recorded at Wake Forest

GAME-BY-GAME STATISTICS

#0 NEATH, Jahcobi

Opponent	Date	GS	MIN	Total		3-Pointers		Free throws		Rebounds			PF			A			PTS	AVG
				FG-FGA	PCT	3FG-3FGA	PCT	FT-FTA	PCT	OFF	DEF	TOT	AVG	PF	A	TO	BLK	STL		
South Dakota	11/07/2022		08:44	1-1	1.000	1-1	1.000	0-0	.000	0	1	1	1.0	1	0	0	0	0	3	3.0
vs Stanford	11/11/2022		15:03	0-3	.000	0-1	.000	0-0	.000	0	0	0	0.5	0	1	2	0	1	0	1.5
Green Bay	11/15/2022		04:38	0-0	.000	0-0	.000	0-0	.000	0	0	0	0.3	1	0	0	0	0	1.0	
Totals		0	28:25	1-4	.250	1-2	.500	0-0	.000	0	1	1	0.3	2	1	2	0	1	3	1.0

CAREER STATISTICS

NEATH, Jahcobi

SEASON TEAM	GP-GS	MIN/AVG	Field Goals		3-Point		F-Throws		Rebounds			PF			A			Scoring	
			FG-FGA	FG%	3FG-3FGA	3FG%	FT-FTA	FT%	OFF	DEF	TOT	AVG	PF-FO	A	TO	BLK	STL	PTS	AVG
2021-22 Wisc	23-1	224/9.7	11-43	.256	4-18	.222	11-15	.733	9	25	34	1.5	13-0	8	6	1	4	37	1.6
2022-23 Wisc	3-0	28/9.5	1-4	.250	1-2	.500	0-0	.000	0	1	1	0.3	2-0	1	2	0	1	3	1.0
TOTAL	26-1	252/9.7	12-47	.255	5-20	.250	11-15	.733	9	26	35	1.3	15-0	9	8	1	5	40	1.5

2 | JORDAN DAVIS

Junior | Guard | 6-4 | 200
La Crosse, Wis. | La Crosse Central



Twitter: @jordan_davis_23 | Instagram: @jordan.davis.24

INDIVIDUAL BENCHMARKS

	SEASON	CAREER
GP/GS	16/16	56/16
5+ POINTS:	11	12
10+ POINTS:	3	3
2+ 3-PTERS MADE:	4	4
LED UW IN PTS:	1	1
LED UW IN 3PT FG:	2	2

GET TO KNOW JORDAN

Jordan Davis looks to establish himself in UW's lineup this season after earning playing time in 27 games last season for the Badgers. He averaged 6.5 minutes per game off the bench last year, including a season-high 7 points in UW's win at Minnesota. A standout athlete at La Crosse Central, Davis helped lead his team to the WIAA Division 2 state tournament each of his three years on the varsity team, capturing the state title in 2017. Davis finished his high school career with 1,101 points, 470 rebounds, 270 assists and 187 steals. Davis averaged 12.3 points, 5.5 rebounds and 3.7 assists per game as a senior, helping the Red Raiders complete a 20-5 season. On the football field, Davis was also an impressive wide receiver for the Red Raiders, posting 358 receiving yards with 5 TDs through three games before suffering a season-ending injury. He hauled in 49 receptions for 873 yards and 10 touchdowns as a junior.

TOP PERFORMANCES

- **vs. USC (11/25/22):** Scored 8 points (3-5 FG), plus 3 rebounds and 1 steal playing 25 minutes in win.
- **GREEN BAY (11/15/22):** Led UW in scoring for the first time in his career, finishing with 11 points and a career-high 3 triples (3-6 3FG), plus 3 reb and 2 stl.
- **vs. Stanford (11/11/22):** Finished with a career-high 13 points (5-9 FG), 3 rebounds and 1 steal.
- **SOUTH DAKOTA (11/7/22):** Made first career start, finishing with 6 points and a career-high 6 rebounds
- **at MINNESOTA (2/23/22):** Played a season-high 20 minutes, finishing with 7 points (3-3 FG, 1-1 3FG), 2 rebounds and 2 assists.

SEASON HIGHS

POINTS: 14 vs. Lehigh (12/15/22)
FIELD GOALS: 5 (2x) MR vs. Lehigh (12/15/22)
FG ATTEMPTS: 11 vs. Marquette (12/3/22)
3-POINT FGs: 4 vs. Lehigh (12/15/22)
3-POINT FGAS: 6 (4x) MR vs. Western Michigan (12/30/22)
FREE THROWS: 2 (2x) MR vs. Green Bay (11/15/22)
FT ATTEMPTS: 3 vs. Stanford (11/11/22)
REBOUNDS: 8 (2x) MR vs. Minnesota (1/3/23)
ASSISTS: 2 vs. Western Michigan (12/30/22)
BLOCKS: 1 vs. Lehigh (12/15/22)
STEALS: 2 vs. Green Bay (11/15/22)
MINUTES: 37 vs. Marquette (12/3/22)

CAREER HIGHS

POINTS: 14 vs. Lehigh (12/15/22)
FIELD GOALS: 5 (2x) MR vs. Lehigh (12/15/22)
FG ATTEMPTS: 11 vs. Marquette (12/3/22)
3-POINT FGs: 4 vs. Lehigh (12/15/22)
3-POINT FGAS: 6 (4x) MR vs. Western Michigan (12/30/22)
FREE THROWS: 2 (2x) MR vs. Green Bay (11/15/22)
FT ATTEMPTS: 3 vs. Stanford (11/11/22)
REBOUNDS: 8 (2x) MR vs. Minnesota (1/3/23)
ASSISTS: 2 at Minnesota (2/23/22)
BLOCKS: 1 (3x) MR vs. Lehigh (12/15/22)
STEALS: 2 vs. Green Bay (11/15/22)
MINUTES: 37 vs. Marquette (12/3/22)

GAME-BY-GAME STATISTICS

#2 DAVIS, Jordan

Opponent	Date	GS	MIN	Total		3-Pointers		Free throws		Rebounds				PF A TO BLK STL PTS AVG							
				FG-FGA	PCT	3FG-3FGA	PCT	FT-FTA	PCT	OFF	DEF	TOT	AVG	PF	A	TO	BLK	STL	PTS	AVG	
South Dakota	11/07/2022	*	20:40	3-8	.375	0-2	.000	0-1	.000	1	5	6	6.0	1	0	0	0	0	6	6.0	
vs Stanford	11/11/2022	*	25:02	5-9	.556	1-3	.333	2-3	.667	3	0	3	4.5	3	0	1	0	1	13	9.5	
Green Bay	11/15/2022	*	32:59	3-7	.429	3-6	.500	2-2	1.000	1	2	3	4.0	0	1	0	1	2	11	10.0	
vs Dayton	11/23/2022	*	31:07	1-7	.143	0-4	.000	0-0	.000	2	6	8	5.0	1	1	0	0	1	2	8.0	
vs Kansas	11/24/2022	*	17:28	0-5	.000	0-3	.000	0-0	.000	0	4	4	4.8	1	1	0	0	0	0	6.4	
vs Southern California	11/25/2022	*	24:55	3-5	.600	1-3	.333	1-1	1.000	1	2	3	4.5	0	1	0	0	1	8	6.7	
Wake Forest	11/29/2022	*	14:18	1-2	.500	1-2	.500	0-0	.000	0	1	1	4.0	5	0	0	0	0	3	6.1	
at Marquette	12/03/2022	*	37:06	3-11	.273	2-6	.333	0-0	.000	2	2	4	4.0	4	1	1	0	1	8	6.4	
Maryland	12/06/2022	*	22:58	3-5	.600	1-3	.333	1-2	.500	1	5	6	4.2	2	0	0	0	1	8	6.6	
at Iowa	12/11/2022	*	22:48	2-4	.500	1-3	.333	0-0	.000	0	2	2	4.0	2	0	0	0	0	5	6.4	
Lehigh	12/15/2022	*	25:19	5-8	.625	4-6	.667	0-0	.000	0	5	5	4.1	0	0	0	1	0	14	7.1	
Western Mich.	12/30/2022	*	24:15	3-7	.429	2-6	.333	1-2	.500	0	2	2	3.9	1	2	0	0	0	9	7.3	
Minnesota	01/03/2023	*	27:39	3-5	.600	1-3	.333	0-0	.000	1	7	8	4.2	2	0	1	0	0	7	7.2	
at Illinois	01/07/2023	*	26:15	2-4	.500	1-3	.333	0-1	.000	0	4	4	4.2	3	0	0	0	0	5	7.1	
Michigan St.	01/10/2023	*	22:20	0-2	.000	0-1	.000	0-0	.000	1	2	3	4.1	2	0	0	0	1	0	6.6	
at Indiana	01/14/2023	*	13:50	0-2	.000	0-2	.000	0-0	.000	0	0	0	3.9	1	1	1	0	0	0	6.2	
Totals			16	388:59	37-91	.407	18-56	.321	7-12	.583	13	49	62	3.9	28	8	4	2	8	99	6.2

CAREER STATISTICS

DAVIS, Jordan

SEASON	TEAM	GP-GS	MIN/AVG	Field Goals		3-Point		F-Throws		Rebounds				Scoring						
				FG-FGA	FG%	3FG-3FGA	3FG%	FT-FTA	FT%	OFF	DEF	TOT	AVG	PF-FO	A	TO	BLK	STL	PTS	AVG
2020-21	Wisc	13-0	20/1.6	3-6	.500	2-5	.400	0-0	.000	0	1	1	0.1	0-0	0	1	0	0	8	0.6
2021-22	Wisc	27-0	175/6.5	13-40	.325	8-28	.286	1-3	.333	9	15	24	0.9	19-0	4	6	3	4	35	1.3
2022-23	Wisc	16-16	389/24.3	37-91	.407	18-56	.321	7-12	.583	13	49	62	3.9	28-1	8	4	2	8	99	6.2
TOTAL		56-16	585/10.4	53-137	.387	28-89	.315	8-15	.533	22	65	87	1.6	47-1	12	11	5	12	142	2.5

3 | CONNOR ESSEGIAN

Freshman | Guard | 6-4 | 185
Fort Wayne, Ind. | Central Noble



Twitter: @CESsegian | Instagram: @connoressegian

INDIVIDUAL BENCHMARKS

	SEASON	CAREER
GP/GS:	16/0	16/0
5+ POINTS:	15	15
10+ POINTS:	10	10
2+ 3-PTERS MADE:	13	13
LED TEAM IN 3FGS:	8	8

GET TO KNOW CONNOR

True freshman guard Connor Essegian (pronounced "eh-SEE-gin") begins his first season with the Badgers after finishing his high school career as one of the most prolific prep scorers in Indiana basketball history. The 6-foot-4 guard from Fort Wayne, Indiana scored 2,526 career points for Central Noble High School, which ranked No. 10 on the all-time scoring list in the state of Indiana. Finishing as Central Noble's all-time leading scorer, he broke a record that stood for 44 years. His senior season, Essegian averaged over 26 points per game, converting 43 percent from 3-point range and 68 percent overall from the floor. He led Central Noble to the Class 2A state basketball championship game his senior season. As a sophomore, Essegian led Central Noble to its first NECC Tournament title in 50 years and the best season in program history at 22-5 overall. He scored 648 points that sophomore season, which went down as the highest single-season scoring total in Noble county history.

TOP PERFORMANCES

- **vs. #3 Kansas (11/24/22):** Played a career-high 31 minutes off the bench, sparking the Badgers with 17 points (6-12 FG), plus 5 rebounds.
- **vs. USC (11/25/22):** Hit a career-high 4 triples, finishing with 12 points (4-6 3FG) and 4 rebounds.
- **vs. Dayton (11/23/22):** Scored a team-high 13 points (3-6 FG, 2-4 3FG) in 19 minutes off the bench.

SEASON HIGHS

POINTS: 17 vs. Kansas (11/24/22)
FIELD GOALS: 6 vs. Kansas (11/24/22)
FG ATTEMPTS: 13 at Indiana (1/14/23)
3-POINT FGS: 4 vs. USC (11/25/22)
3-POINT FGAS: 7 (3x) MR at Indiana (1/14/23)
FREE THROWS: 5 vs. Dayton (11/23/22)
FT ATTEMPTS: 5 (2x) MR vs. Minnesota (1/3/23)
REBOUNDS: 11 at Indiana (1/14/23)
ASSISTS: 3 (2x) MR vs. Maryland (12/6/22)
BLOCKS: 1 (2x) MR vs. Maryland (12/6/22)
STEALS: 2 vs. Minnesota (1/3/23)
MINUTES: 33 at Indiana (1/14/23)

CAREER HIGHS

POINTS: 17 vs. Kansas (11/24/22)
FIELD GOALS: 6 vs. Kansas (11/24/22)
FG ATTEMPTS: 13 at Indiana (1/14/23)
3-POINT FGS: 4 vs. USC (11/25/22)
3-POINT FGAS: 7 (3x) MR at Indiana (1/14/23)
FREE THROWS: 5 vs. Dayton (11/23/22)
FT ATTEMPTS: 5 (2x) MR vs. Minnesota (1/3/23)
REBOUNDS: 11 at Indiana (1/14/23)
ASSISTS: 3 (2x) MR vs. Maryland (12/6/22)
BLOCKS: 1 (2x) MR vs. Maryland (12/6/22)
STEALS: 2 vs. Minnesota (1/3/23)
MINUTES: 33 at Indiana (1/14/23)

GAME-BY-GAME STATISTICS

#3 ESSEGIAN, Connor

Opponent	Date	GS	MIN	Total		3-Pointers		Free throws		Rebounds			PF	A	TO	BLK	STL	PTS	AVG		
				FG-FGA	PCT	3FG-3FGA	PCT	FT-FTA	PCT	OFF	DEF	TOT								AVG	
South Dakota	11/07/2022		14:23	2-3	.667	2-3	.667	0-0	.000	0	1	1	1.0	2	1	1	0	1	6	6.0	
vs Stanford	11/11/2022		23:01	3-9	.333	2-4	.500	0-0	.000	0	2	2	1.5	1	0	0	0	0	8	7.0	
Green Bay	11/15/2022		07:29	0-1	.000	0-0	.000	2-2	1.000	0	1	1	1.3	0	0	2	0	2	5.3		
vs Dayton	11/23/2022		19:23	3-6	.500	2-4	.500	5-5	1.000	0	2	2	1.5	1	0	1	0	1	13	7.3	
vs Kansas	11/24/2022		31:05	6-12	.500	3-7	.429	2-2	1.000	1	4	5	2.2	2	1	1	0	1	17	9.2	
vs Southern California	11/25/2022		25:27	4-8	.500	4-6	.667	0-0	.000	0	4	4	2.5	1	0	1	0	1	12	9.7	
Wake Forest	11/29/2022		22:60	3-7	.429	2-5	.400	4-4	1.000	2	2	4	2.7	2	2	3	0	0	12	10.0	
at Marquette	12/03/2022		22:50	5-10	.500	2-5	.400	0-0	.000	1	2	3	2.8	4	3	1	0	1	12	10.3	
Maryland	12/06/2022		22:06	2-7	.286	2-5	.400	2-2	1.000	0	1	1	2.6	0	3	0	0	1	8	10.0	
at Iowa	12/11/2022		32:15	5-11	.455	2-6	.333	2-2	1.000	0	6	6	2.9	0	1	3	0	1	14	10.4	
Lehigh	12/15/2022		20:08	5-10	.500	3-7	.429	0-0	.000	2	4	6	3.2	1	0	1	0	1	13	10.6	
Western Mich.	12/30/2022		23:07	2-6	.333	2-6	.333	2-2	1.000	0	2	2	3.1	2	1	0	0	0	8	10.4	
Minnesota	01/03/2023		19:42	3-7	.429	1-3	.333	4-5	.800	0	4	4	3.2	1	0	1	0	2	11	10.5	
at Illinois	01/07/2023		22:39	2-5	.400	1-3	.333	0-0	.000	0	0	0	2.9	3	0	2	0	0	5	10.1	
Michigan St.	01/10/2023		27:40	5-7	.714	3-4	.750	0-0	.000	1	0	1	2.8	0	0	0	0	0	1	13	10.3
at Indiana	01/14/2023		33:18	4-13	.308	3-7	.429	3-4	.750	2	9	11	3.3	1	1	1	0	0	14	10.5	
Totals		0	367:31	54-122	.443	34-75	.453	26-28	.929	9	44	53	3.3	21	13	18	0	11	168	10.5	

CAREER STATISTICS

ESSEGIAN, Connor

		Field Goals		3-Point		F-Throws		Rebounds			Scoring									
SEASON	TEAM	GP-GS	MIN/AVG	FG-FGA	FG%	3FG-3FGA	3FG%	FT-FTA	FT%	OFF	DEF	TOT	AVG	PF-FO	A	TO	BLK	STL	PTS	AVG
2022-23	Wisc	16-0	368/23.0	54-122	.443	34-75	.453	26-28	.929	9	44	53	3.3	21-0	13	18	0	11	168	10.5
TOTAL		16-0	368/23.0	54-122	.443	34-75	.453	26-28	.929	9	44	53	3.3	21-0	13	18	0	11	168	10.5

4 | KAMARI MCGEE

Sophomore | Guard | 6-0 | 180
Racine, Wis. | Racine St. Catherine's (Green Bay)



Twitter: @KamariMcGee | Instagram: @killa._kam

INDIVIDUAL BENCHMARKS

	SEASON	CAREER
GP/GS:	12/0	42/22
10+ POINTS:	--	16
20+ POINTS:	--	5
5+ REBOUNDS:	--	5
3+ ASSISTS:	--	9
2+ STEALS:	--	8
LED TEAM IN PTS:	--	11
LED TEAM IN AST:	--	12

GET TO KNOW KAMARI

A sophomore from Racine, Wisconsin, Kamari McGee returns home to play for the Badgers after transferring from Green Bay. The point guard was named to the 2021-22 Horizon League All-Freshman Team last season, playing in 30 games (20 starts) for the Phoenix as the team's leading scorer with 11.6 points per game. McGee posted four 20-plus point performances in his freshman season at Green Bay, including a career-high 24 points against Wright State. A standout prep athlete at Racine St. Catherine's, McGee helped lead the Angels to a 29-1 record his senior season and capture the 2020 WIAA Division 3 state championship. He averaged 17 points, seven rebounds and four assists per game as a senior.

TOP CAREER PERFORMANCES

- **at Marquette (12/03/22):** Scored his first points as a Badger, finishing with 5 pts off the bench in a win.
- **WRIGHT STATE (2/9/22):** Finished with a career-high 24 points, 5 rebounds and 5 steals.

SEASON HIGHS

POINTS: 5 vs. Marquette (12/3/22)
 FIELD GOALS: 2 vs. Marquette (12/3/22)
 FG ATTEMPTS: 3 vs. Marquette (12/3/22)
 3-POINT FGS: 1 vs. Marquette (12/3/22)
 3-POINT FGAS: 2 vs. Marquette (12/3/22)
 FREE THROWS: 1 vs. Western Michigan (12/30/22)
 FT ATTEMPTS: 2 vs. Western Michigan (12/30/22)
 REBOUNDS: 2 (2x) MR vs. Marquette (12/3/22)
 ASSISTS: 2 (2x) MR vs. Lehigh (12/15/22)
 BLOCKS: --
 STEALS: 1 (3x) MR vs. Lehigh (12/15/22)
 MINUTES: 12 vs. Lehigh (12/15/22)

CAREER HIGHS

POINTS: 24 vs. Wright State (2/9/22)*
 FIELD GOALS: 9 (2x) MR vs. Wright State (2/9/22)*
 FG ATTEMPTS: 19 vs. UIC (1/15/22)*
 3-POINT FGS: 2 (9x) MR vs. Detroit (3/1/22)*
 3-POINT FGAS: 8 at Milwaukee (2/13/22)*
 FREE THROWS: 8 vs. Milwaukee (1/5/22)*
 FT ATTEMPTS: 8 vs. Milwaukee (1/5/22)*
 REBOUNDS: 9 (2x) MR vs. Detroit (3/1/22)*
 ASSISTS: 4 (2x) MR vs. Cleveland St (2/20/22)*
 BLOCKS: 1 (2x) MR vs. Pur-Ft Wayne (2/18/22)*
 STEALS: 4 at IUPUI (2/26/22)*
 MINUTES: 40 vs. UIC (1/15/22)*

*recorded at Green Bay

GAME-BY-GAME STATISTICS

#4 MCGEE, Kamari

Opponent	Date	GS	MIN	Total		3-Pointers		Free throws		Rebounds			PF	A	TO	BLK	STL	PTS	AVG		
				FG-FGA	PCT	3FG-3FGA	PCT	FT-FTA	PCT	OFF	DEF	TOT								AVG	
South Dakota	11/07/2022		08:02	0-1	.000	0-1	.000	0-0	.000	0	2	2	2.0	2	2	1	0	1	0	0.0	
vs Stanford	11/11/2022		01:37	0-0	.000	0-0	.000	0-0	.000	0	0	0	1.0	1	0	0	0	0	0.0		
Green Bay	11/15/2022		05:30	0-0	.000	0-0	.000	0-0	.000	0	0	0	0.7	1	1	0	0	0	0.0		
vs Kansas	11/24/2022		04:44	0-0	.000	0-0	.000	0-0	.000	0	1	1	0.8	3	0	0	0	0	0.0		
at Marquette	12/03/2022		09:55	2-3	.667	1-2	.500	0-0	.000	1	1	2	1.0	0	0	1	0	5	1.0		
Maryland	12/06/2022		02:31	0-0	.000	0-0	.000	0-0	.000	0	0	0	0.8	0	0	0	0	0	0.8		
at Iowa	12/11/2022		03:47	0-1	.000	0-1	.000	0-0	.000	0	0	0	0.7	0	0	0	1	0	0.7		
Lehigh	12/15/2022		11:53	0-1	.000	0-1	.000	0-0	.000	0	1	1	0.8	2	2	1	0	1	0.6		
Western Mich.	12/30/2022		08:41	0-1	.000	0-1	.000	1-2	.500	0	1	1	0.8	0	1	0	0	1	0.7		
Minnesota	01/03/2023		03:30	0-0	.000	0-0	.000	0-0	.000	0	0	0	0.7	0	0	0	0	0	0.6		
at Illinois	01/07/2023		02:29	0-1	.000	0-1	.000	0-0	.000	0	0	0	0.6	1	0	1	0	0	0.5		
at Indiana	01/14/2023		01:43	1-1	1.000	0-0	.000	0-0	.000	0	0	0	0.6	0	0	0	0	2	0.7		
Totals			0	64:22	3-9	.333	1-7	.143	1-2	.500	1	6	7	0.6	10	6	5	0	3	8	0.7

CAREER STATISTICS

MCGEE, Kamari

SEASON	TEAM	GP-GS	MIN/AVG	Field Goals		3-Point		F-Throws		Rebounds			Scoring							
				FG-FGA	FG%	3FG-3FGA	3FG%	FT-FTA	FT%	OFF	DEF	TOT	AVG	PF-FO	A	TO	BLK	STL	PTS	AVG
2021-22	GB	30-21	873/29.1	132-340	.388	25-91	.275	59-73	.808	16	67	83	2.8	72-1	58	76	2	32	348	11.6
2022-23	Wisc	12-0	64/5.4	3-9	.333	1-7	.143	1-2	.500	1	6	7	0.6	10-0	6	5	0	3	8	0.7
TOTAL FOR Wisc		12-0	64/5.4	3-9	.333	1-7	.143	1-2	.500	1	6	7	0.6	10-0	6	5	0	3	8	0.7
TOTAL		42-21	938/22.3	135-349	.387	26-98	.265	60-75	.800	17	73	90	2.1	82-1	64	81	2	35	356	8.5

5 | TYLER WAHL

Senior | Forward | 6-9 | 225
Lakeville, Minn. | Lakeville North



Twitter: @tjwahl01 | Instagram: @tjwahl01

INDIVIDUAL BENCHMARKS

	SEASON	CAREER
GP/GS:	13/13	107/66
10+ POINTS:	9	33
20+ POINTS:	2	5
5+ REBOUNDS:	10	52
10+ REBOUNDS:	2	9
DOUBLE-DOUBLES:	2	6
2+ BLOCKS:	2	14
LED UW IN PTS:	4	8
LED UW IN REB:	7	23

GET TO KNOW TYLER

Senior forward Tyler Wahl has not only become one of the most valuable players in the Big Ten, but one of the most versatile in the country. Wahl is the most experienced Badger on this season's squad. Skilled both defensively and offensively, Wahl averaged 11.4 points and 5.9 rebounds per game last season, while also leading the team in steals (37) and ranking second in blocks (25). One of Wahl's best performances came in UW's Big Ten title-clinching home win over No. 8 Purdue, during which he posted a team-high 19 points, five steals, two blocks, two rebounds and two assists. As a prep senior at Lakeville North, Wahl averaged 18.0 points, 10.0 rebounds and 6.6 assists per game, leading the Panthers to a 27-5 record, the school's first-ever conference title, and an appearance in the Class AAAA state championship game. He earned back-to-back AP second-team All-State honors as a junior and senior, setting the school record for rebounds (905) and finishing third in Panther history with 1,397 points.

HONORS

- 2022 Battle 4 Atlantis All-Tournament Team
- 2022 All-Big Ten Honorable Mention

TOP SEASON PERFORMANCES

- **vs. #3 KANSAS (11/24/22):** Matched a career-high with 23 points, plus 10 reb, 3 stl and 2 ast.
- **SOUTH DAKOTA (11/7/22):** Posted his 5th career double-double with 19 points and 10 rebounds.
- **#8 PURDUE (3/1/22):** Team-high 19 points and career-high 5 steals in conference clinching win
- **RUTGERS (2/12/22):** Led UW with a career-high 23 points (9-14 FG, 1-1 3FG, 4-5 FT), 3 reb, 2 ast, 2 stl
- **#16 OHIO STATE (1/13/22):** Scored 20 points, grabbed 7 rebounds, dished 6 assists, and 3 steals

SEASON HIGHS

POINTS: 23 vs. Kansas (11/24/22)
FIELD GOALS: 9 at Iowa (12/11/22)
FG ATTEMPTS: 19 vs. Kansas (11/24/22)
3-POINT FGS: 1 (4x) MR vs. Lehigh (12/15/22)
3-POINT FGAS: 3 (2x) MR vs. Marquette (12/3/22)
FREE THROWS: 9 vs. South Dakota (11/7/22)
FT ATTEMPTS: 10 vs. South Dakota (11/7/22)
REBOUNDS: 10 (2x) MR vs. Kansas (11/24/22)
ASSISTS: 4 (2x) MR vs. Lehigh (12/15/22)
BLOCKS: 2 (2x) MR vs. Western Michigan (12/30/22)
STEALS: 4 at Iowa (12/6/22)
MINUTES: 40 at Iowa (12/11/22)

CAREER HIGHS

POINTS: 23 (2x) MR vs. Kansas (11/24/22)
FIELD GOALS: 9 (2x) MR at Iowa (12/11/22)
FG ATTEMPTS: 19 vs. Kansas (11/24/22)
3-POINT FGS: 2 (3x) MR vs. Ohio State (1/13/22)
3-POINT FGAS: 5 at Nebraska (2/10/21)
FREE THROWS: 9 vs. South Dakota (11/7/22)
FT ATTEMPTS: 12 vs. Illinois St (12/29/21)
REBOUNDS: 15 vs. Green Bay (12/1/20)
ASSISTS: 6 vs. Ohio State (1/13/22)
BLOCKS: 4 vs. Saint Mary's (11/24/21)
STEALS: 5 (2x) MR vs. Nebraska (3/6/22)
MINUTES: 40 at Iowa (12/11/22)

GAME-BY-GAME STATISTICS

#5 WAHL, Tyler

Opponent	Date	GS	MIN	Total		3-Pointers		Free throws		Rebounds			PF	A	TO	BLK	STL	PTS	AVG		
				FG-FGA	PCT	3FG-3FGA	PCT	FT-FTA	PCT	OFF	DEF	TOT								AVG	
South Dakota	11/07/2022	*	26:58	5-11	.455	0-3	.000	9-10	.900	3	7	10	10.0	2	4	3	1	2	19	19.0	
vs Stanford	11/11/2022	*	32:48	6-13	.462	1-2	.500	4-8	.500	1	4	5	7.5	2	0	2	0	3	17	18.0	
Green Bay	11/15/2022	*	23:49	2-11	.182	0-1	.000	4-4	1.000	2	7	9	8.0	4	0	4	0	0	8	14.7	
vs Dayton	11/23/2022	*	24:06	1-8	.125	0-2	.000	1-1	1.000	2	1	3	6.8	4	0	3	0	1	3	11.8	
vs Kansas	11/24/2022	*	35:00	8-19	.421	0-1	.000	7-8	.875	3	7	10	7.4	4	2	2	0	3	23	14.0	
vs Southern California	11/25/2022	*	35:22	6-12	.500	0-1	.000	2-3	.667	1	8	9	7.7	0	3	2	0	0	14	14.0	
Wake Forest	11/29/2022	*	30:55	6-14	.429	0-1	.000	5-5	1.000	1	3	4	7.1	3	2	2	0	0	17	14.4	
at Marquette	12/03/2022	*	38:33	6-12	.500	1-3	.333	2-4	.500	0	7	7	7.1	3	1	5	1	2	15	14.5	
Maryland	12/06/2022	*	28:48	3-10	.300	0-1	.000	3-7	.429	0	5	5	6.9	5	3	3	2	1	9	13.9	
at Iowa	12/11/2022	*	40:05	9-14	.643	1-2	.500	2-5	.400	1	6	7	6.9	4	3	4	0	4	21	14.6	
Lehigh	12/15/2022	*	31:50	5-11	.455	1-1	1.000	2-4	.500	2	5	7	6.9	0	4	3	0	2	13	14.5	
Western Mich.	12/30/2022	*	25:45	5-10	.500	0-0	.000	0-2	.000	1	4	5	6.8	2	2	2	2	0	10	14.1	
Minnesota	01/03/2023	*	08:50	1-5	.200	0-1	.000	0-0	.000	0	2	2	6.4	0	0	0	1	0	2	13.2	
Totals			13	382:49	63-150	.420	4-19	.211	41-61	.672	17	66	83	6.4	33	24	35	7	18	171	13.2

CAREER STATISTICS

WAHL, Tyler

SEASON	TEAM	GP-GS	MIN/AVG	Field Goals		3-Point		F-Throws		Rebounds			PF-FO		A	TO	BLK	STL	Scoring	
				FG-FGA	FG%	3FG-3FGA	3FG%	FT-FTA	FT%	OFF	DEF	TOT	AVG	PTS					AVG	
2019-20	Wisc	31-3	478/15.4	34-79	.430	6-28	.214	7-18	.389	34	48	82	2.6	64-0	32	33	5	20	81	2.6
2020-21	Wisc	31-18	762/24.6	58-133	.436	10-36	.278	34-60	.567	33	100	133	4.3	68-1	42	28	21	31	160	5.2
2021-22	Wisc	32-32	973/30.4	145-281	.516	6-37	.162	70-100	.700	52	137	189	5.9	80-1	49	52	25	37	366	11.4
2022-23	Wisc	13-13	383/29.4	63-150	.420	4-19	.211	41-61	.672	17	66	83	6.4	33-1	24	35	7	18	171	13.2
TOTAL		107-66	2595/24.3	300-643	.467	26-120	.217	152-239	.636	136	351	487	4.6	245-3	147	148	58	106	778	7.3

11 | MAX KLESMIT

Junior | Guard | 6-3 | 200
Neenah, Wis. | Neenah



Twitter: @maxkle2 | Instagram: @maxklesmit

INDIVIDUAL BENCHMARKS

	SEASON	CAREER
GP/GS:	16/16	66/49
10+ POINTS:	4	36
20+ POINTS:	--	7
5+ REBOUNDS:	2	14
3+ ASSISTS:	3	13
LED TEAM IN PTS:	--	12
LED TEAM IN 3FGS:	--	16

GET TO KNOW MAX

A junior guard from Neenah, Wisconsin, Max Klesmit returns home to the state of Wisconsin looking to live out a life-long dream of playing for the Badgers. Klesmit spent the last two seasons at Wofford, where he played in 50 games and made 33 starts. The team's second-leading scorer his sophomore season, Klesmit was a third-team All-Southern Conference honoree after he averaged 14.9 points per game and shot 44.6 percent from the floor. A standout prep athlete at Neenah High School, Klesmit was named the Fox Valley Association Player of the Year as a senior, averaging 25.5 points and 7.8 rebounds per game while leading the Rockets to a 23-2 record and a section final.

HONORS

- 2021-22 Third-Team All-Southern Conference
- 2020-21 Southern Conference All-Freshman Team
- 2020-21 Southern Conference Academic Honor Roll

TOP CAREER PERFORMANCES

- **vs. #3 Kansas (11/24/22):** Played a career-high 43 minutes, finishing with 13 points (4-6 FG, 2-3 3FG).
- **SOUTH DAKOTA (11/7/22):** Made his Badger debut, finishing with 11 points (2-3 3FG).
- **THE CITADEL (1/19/22):** Matched career-high with 27 points (10-16 FG, 5-8 3FG), plus 5 rebounds
- **at South Carolina (11/23/22):** Scored a career-high 27 points (8-10 FG, 5-7 3FG), plus 4 steals

SEASON HIGHS

POINTS: 13 (2x) MR vs. Marquette (12/3/22)
FIELD GOALS: 4 (4x) MR at Indiana (1/14/23)
FG ATTEMPTS: 10 at Indiana (1/14/23)
3-POINT FGS: 2 (5x) MR at Illinois (1/7/23)
3-POINT FGAS: 5 (3x) MR at Indiana (1/14/23)
FREE THROWS: 4 vs. Marquette (12/3/22)
FT ATTEMPTS: 5 vs. Marquette (12/3/22)
REBOUNDS: 5 (2x) MR vs. Dayton (11/23/22)
ASSISTS: 4 vs. Marquette (12/3/22)
BLOCKS: 1 (4x) MR at Illinois (1/7/23)
STEALS: 3 (2x) MR at Indiana (1/14/23)
MINUTES: 43 vs. Kansas (11/24/22)

CAREER HIGHS

POINTS: 27 (2x) MR vs. The Citadel (1/19/22)*
FIELD GOALS: 10 vs. The Citadel (1/19/22)*
FG ATTEMPTS: 16 (3x) MR at Chattanooga (1/26/22)*
3-POINT FGS: 5 (2x) MR vs. The Citadel (1/19/22)*
3-POINT FGAS: 10 (3x) MR vs. ETSU (2/5/22)*
FREE THROWS: 7 (2x) MR at Samford (2/9/22)*
FT ATTEMPTS: 10 at Samford (2/9/22)*
REBOUNDS: 7 at The Citadel (1/27/22)*
ASSISTS: 6 vs. W Carolina (2/12/22)*
BLOCKS: 1 (4x) MR at Illinois (1/7/23)
STEALS: 5 at The Citadel (2/16/22)*
MINUTES: 43 vs. Kansas (11/24/22)

*recorded at Wofford

GAME-BY-GAME STATISTICS

#11 KLESMIT, Max

Opponent	Date	GS	MIN	Total		3-Pointers		Free throws		Rebounds			PF	A	TO	BLK	STL	PTS	AVG		
				FG-FGA	PCT	3FG-3FGA	PCT	FT-FTA	PCT	OFF	DEF	TOT								AVG	
South Dakota	11/07/2022	*	30:39	3-6	.500	2-3	.667	3-4	.750	0	4	4	4.0	2	0	2	0	1	11	11.0	
vs Stanford	11/11/2022	*	16:59	0-1	.000	0-1	.000	0-0	.000	0	3	3	3.5	4	1	0	0	1	0	5.5	
Green Bay	11/15/2022	*	35:57	2-5	.400	2-4	.500	3-4	.750	1	4	5	4.0	1	1	0	0	2	9	6.7	
vs Dayton	11/23/2022	*	22:14	1-5	.200	1-3	.333	0-0	.000	0	5	5	4.3	2	0	1	1	2	3	5.8	
vs Kansas	11/24/2022	*	43:08	4-6	.667	2-3	.667	3-4	.750	0	1	1	3.6	2	2	0	0	1	13	7.2	
vs Southern California	11/25/2022	*	30:50	0-2	.000	0-1	.000	0-0	.000	0	1	1	3.2	3	2	1	0	0	0	6.0	
Wake Forest	11/29/2022	*	36:07	1-3	.333	0-2	.000	0-0	.000	0	1	1	2.9	2	3	1	0	3	2	5.4	
at Marquette	12/03/2022	*	34:22	4-8	.500	1-3	.333	4-5	.800	0	3	3	2.9	3	4	2	0	2	13	6.4	
Maryland	12/06/2022	*	34:27	2-6	.333	1-3	.333	2-2	1.000	0	3	3	2.9	2	2	1	0	2	7	6.4	
at Iowa	12/11/2022	*	30:20	3-5	.600	1-2	.500	0-0	.000	0	2	2	2.8	3	2	1	0	1	7	6.5	
Lehigh	12/15/2022	*	29:19	3-5	.600	2-3	.667	0-0	.000	0	1	1	2.6	1	3	1	0	1	8	6.6	
Western Mich.	12/30/2022	*	31:12	3-5	.600	1-3	.333	0-0	.000	0	0	0	2.4	0	0	0	0	1	7	6.7	
Minnesota	01/03/2023	*	34:58	2-8	.250	1-4	.250	0-0	.000	0	1	1	2.3	3	3	2	1	3	5	6.5	
at Illinois	01/07/2023	*	33:13	4-9	.444	2-5	.400	1-3	.333	1	3	4	2.4	4	1	0	1	2	11	6.9	
Michigan St.	01/10/2023	*	28:53	2-7	.286	1-5	.200	2-2	1.000	0	2	2	2.4	4	0	1	0	2	7	6.9	
at Indiana	01/14/2023	*	32:53	4-10	.400	1-5	.200	0-3	.000	1	1	2	2.4	2	1	0	0	3	9	7.0	
Totals			16	505:32	38-91	.418	18-50	.360	18-27	.667	3	35	38	2.4	38	25	13	3	27	112	7.0

CAREER STATISTICS

KLESMIT, Max

SEASON	TEAM	GP-GS	MIN/AVG	Field Goals		3-Point		F-Throws		Rebounds			Scoring							
				FG-FGA	FG%	3FG-3FGA	3FG%	FT-FTA	FT%	OFF	DEF	TOT	AVG	PF-FO	A	TO	BLK	STL	PTS	AVG
2020-21	WOF	19-2	429/22.6	54-116	.466	25-67	.373	22-26	.846	9	43	52	2.7	46-1	22	23	0	24	155	8.2
2021-22	WOF	31-31	986/31.8	156-350	.446	68-200	.340	82-98	.837	13	73	86	2.8	84-2	60	66	3	50	462	14.9
2022-23	Wisc	16-16	506/31.6	38-91	.418	18-50	.360	18-27	.667	3	35	38	2.4	38-0	25	13	3	27	112	7.0
TOTAL FOR Wisc		16-16	506/31.6	38-91	.418	18-50	.360	18-27	.667	3	35	38	2.4	38-0	25	13	3	27	112	7.0
TOTAL		66-49	1920/29.1	248-557	.445	111-317	.350	122-151	.808	25	151	176	2.7	168-3	107	102	6	101	729	11.0

14 | CARTER GILMORE

Junior | Forward | 6-7 | 225
Hartland, Wis. | Arrowhead



Twitter: @CarterGilmore03 | Instagram: @cartergilmore_

INDIVIDUAL BENCHMARKS

	SEASON	CAREER
GP/GS:	16/3	47/3
5+ POINTS:	5	6
10+ POINTS:	--	--
5+ REBOUNDS:	3	5
2+ BLOCKS:	--	1

GET TO KNOW CARTER

Carter Gilmore is now in his third season with the Badgers. Last year, he played in 22 games for UW and came off the bench averaging 7.8 minutes per contest. He scored a season-high 5 points in UW's opener against St. Francis Brooklyn. A preferred walk-on who has since earned a scholarship, Gilmore was a standout in-state recruit at Arrowhead. Named the Classic Eight Conference Player of the Year, Gilmore led Arrowhead to a program-best record of 23-1 and a regional championship his senior season. Gilmore finished his prep career as Arrowhead's all-time leading scorer (1,565 pts). As a senior, he averaged 26.8 points, 11.3 rebounds and 5.6 assists per game. Carter's father, Brian, was on the coaching staff of Bo Ryan's first Division III national championship team at UW-Platteville in 1991. Carter's mother, Stephanie, was a stand-out player on the UW-Platteville women's team, inducted into the WIAC Hall of Fame in 2018.

TOP CAREER PERFORMANCES

- **GREEN BAY (11/15/22):** Played a season-high 21 minutes, matching career highs with 5 points and 5 rebounds, plus 1 assist and 1 steal in the win.

SEASON HIGHS

POINTS: 8 at Iowa (12/11/22)
FIELD GOALS: 4 at Iowa (12/11/22)
FG ATTEMPTS: 7 at Iowa (12/11/22)
3-POINT FGs: 1 (4x) MR vs. Western Michigan (12/30/22)
3-POINT FGAS: 2 (3x) MR at Indiana (1/14/23)
FREE THROWS: 2 vs. Maryland (12/6/22)
FT ATTEMPTS: 5 vs. Maryland (12/6/22)
REBOUNDS: 7 at Illinois (1/7/23)
ASSISTS: 3 (2x) MR vs. Western Michigan (12/30/22)
BLOCKS: 1 (2x) MR vs. Maryland (12/6/22)
STEALS: 2 (2x) MR vs. Kansas (11/24/22)
MINUTES: 33 at Indiana (1/14/23)

CAREER HIGHS

POINTS: 8 at Iowa (12/11/22)
FIELD GOALS: 4 at Iowa (12/11/22)
FG ATTEMPTS: 7 at Iowa (12/11/22)
3-POINT FGs: 1 (4x) MR vs. Western Michigan (12/30/22)
3-POINT FGAS: 3 at Purdue (1/3/22)
FREE THROWS: 2 (2x) MR vs. Maryland (12/6/22)
FT ATTEMPTS: 5 vs. vs. Maryland (12/6/22)
REBOUNDS: 7 at Illinois (1/7/23)
ASSISTS: 3 (3x) MR vs. Western Michigan (12/30/22)
BLOCKS: 1 (2x) MR vs. Maryland (12/6/22)
STEALS: 2 (2x) MR vs. Kansas (11/24/22)
MINUTES: 33 at Indiana (1/14/23)

GAME-BY-GAME STATISTICS

#14 GILMORE, Carter

Opponent	Date	GS	MIN	Total		3-Pointers		Free throws		Rebounds				PF	A	TO	BLK	STL	PTS	AVG
				FG-FGA	PCT	3FG-3FGA	PCT	FT-FTA	PCT	OFF	DEF	TOT	AVG							
South Dakota	11/07/2022		12:12	1-1	1.000	0-0	.000	0-0	.000	2	1	3	3.0	0	1	0	0	1	2	2.0
vs Stanford	11/11/2022		12:07	1-4	.250	0-0	.000	0-0	.000	0	1	1	2.0	3	0	0	1	2	2.0	
Green Bay	11/15/2022		20:44	2-4	.500	1-1	1.000	0-0	.000	2	3	5	3.0	4	1	2	0	1	5	3.0
vs Dayton	11/23/2022		19:28	0-3	.000	0-1	.000	0-0	.000	1	2	3	3.0	3	0	0	0	1	0	2.3
vs Kansas	11/24/2022		14:09	2-3	.667	0-0	.000	0-0	.000	1	1	2	2.8	2	0	0	0	2	4	2.6
vs Southern California	11/25/2022		12:19	1-3	.333	0-1	.000	0-0	.000	0	1	1	2.5	1	0	0	0	1	2	2.5
Wake Forest	11/29/2022		17:50	0-1	.000	0-1	.000	0-1	.000	0	1	1	2.3	0	2	0	0	1	0	2.1
at Marquette	12/03/2022		17:59	0-0	.000	0-0	.000	0-2	.000	1	2	3	2.4	1	3	0	0	1	0	1.9
Maryland	12/06/2022		23:27	2-4	.500	1-2	.500	2-5	.400	0	3	3	2.4	3	1	1	1	0	7	2.4
at Iowa	12/11/2022		21:22	4-7	.571	0-2	.000	0-0	.000	3	1	4	2.6	3	0	1	0	1	8	3.0
Lehigh	12/15/2022		16:21	2-6	.333	0-1	.000	1-2	.500	3	2	5	2.8	0	0	0	0	0	5	3.2
Western Mich.	12/30/2022		19:32	1-2	.500	1-1	1.000	0-0	.000	2	0	2	2.8	3	3	0	0	1	3	3.2
Minnesota	01/03/2023		29:53	1-3	.333	0-0	.000	0-0	.000	0	0	0	2.5	4	1	0	0	1	2	3.1
at Illinois	01/07/2023	*	30:36	2-3	.667	0-0	.000	0-1	.000	3	4	7	2.9	3	1	1	0	0	4	3.1
Michigan St.	01/10/2023	*	28:41	2-3	.667	1-1	1.000	0-0	.000	0	1	1	2.7	3	1	0	0	0	5	3.3
at Indiana	01/14/2023	*	33:05	2-5	.400	0-2	.000	0-0	.000	0	2	2	2.7	2	1	2	0	0	4	3.3
Totals			3 329:46	23-52	.442	4-13	.308	3-11	.273	18	25	43	2.7	35	15	7	2	13	53	3.3

CAREER STATISTICS

GILMORE, Carter

SEASON	TEAM	GP-GS	MIN	Field Goals		3-Point		F-Throws		Rebounds				Scoring						
				FG-FGA	FG%	3FG-3FGA	3FG%	FT-FTA	FT%	OFF	DEF	TOT	AVG	PF-FO	A	TO	BLK	STL	PTS	AVG
2020-21	Wisc	9-0	16/1.8	1-5	.200	0-4	.000	0-0	.000	0	3	3	0.3	2-0	0	0	0	0	2	0.2
2021-22	Wisc	22-0	172/7.8	7-27	.259	1-13	.077	4-7	.571	6	16	22	1.0	20-0	8	2	4	2	19	0.9
2022-23	Wisc	16-3	330/20.6	23-52	.442	4-13	.308	3-11	.273	18	25	43	2.7	35-0	15	7	2	13	53	3.3
TOTAL		47-3	517/11.0	31-84	.369	5-30	.167	7-18	.389	24	44	68	1.4	57-0	23	9	6	15	74	1.6

22 | STEVEN CROWL

Junior | Forward | 7-0 | 245
Eagan, Minn. | Eastview



Twitter: @steven_crowl | Instagram: @stevencrowl

INDIVIDUAL BENCHMARKS

	SEASON	CAREER
GP/GS:	16/16	61/50
10+ POINTS:	9	12
20+ POINTS:	2	4
5+ REBOUNDS:	13	27
10+ REBOUNDS:	2	3
DOUBLE-DOUBLES:	1	2
LED UW IN PTS:	4	8
LED UW IN REB:	6	11

GET TO KNOW STEVEN

Steven Crowl is coming off a sophomore season jump that saw him go from playing a total of 39 minutes as a freshman to starting all 33 games for Wisconsin in his second year. Last year, the stretch 7-footer averaged 8.8 points and 4.4 rebounds per game, ranking second on the team shooting 49.6 percent from the floor. Highlighting the significance of his offensive contributions, the Badgers were 12-1 in games last season when Crowl scored in double figures. His best performance of the year came back home on the road at Minnesota, as the Eagan native scored a team-high 20 points (7-9 FG), while grabbing 7 rebounds in the win. Crowl had a standout prep career at Eastview High School, finishing as one of the most decorated players in school history as the school's all-time leading scorer (1,747 pts), rebounder (832 reb) and shot blocker (103 blk). As a senior, he averaged 26.7 points and 12 rebounds per game, while also leading his team in assists (4.3 apg).

TOP SEASON PERFORMANCES

- **at Minnesota (2/23/22):** Scored a team-high 20 pts, shooting 7-9 FG, 1-2 3FG, 5-6 FT, plus 7 reb.
- **PENN STATE (2/5/22):** Led UW with 13 points (3-5 3FG), plus a career-high 5 assists and 4 rebounds.
- **ILLINOIS ST (12/29/21):** Team-high 21 pts (7-8 FG, 2-2 3FG), plus 9 reb for a near double-double.
- **MARQUETTE (12/4/21):** Scored 15 points (6-9 FG, 2-3 3FG), while grabbing a team-high 8 rebounds.
- **ST. FRANCIS BKN (11/9/21):** Recorded a near double-double in his first career start, finishing with 11 points, 8 rebounds and 1 block.

SEASON HIGHS

POINTS: 25 vs. Western Michigan (12/30/22)
FIELD GOALS: 9 (3x) MR vs Michigan St. (1/10/23)
FG ATTEMPTS: 18 at Illinois (1/7/23)
3-POINT FGS: 3 vs. Western Michigan (12/30/22)
3-POINT FGAS: 7 at Illinois (1/7/23)
FREE THROWS: 4 (3x) MR vs. Western Michigan (12/6/22)
FT ATTEMPTS: 6 (2x) MR vs. Maryland (12/6/22)
REBOUNDS: 12 at Illinois (1/7/23)
ASSISTS: 7 (2x) MR at Iowa (12/11/22)
BLOCKS: 3 vs. Stanford (11/11/22)
STEALS: 2 vs. Minnesota (1/3/23)
MINUTES: 35 (2x) MR vs. Marquette (12/3/22)

CAREER HIGHS

POINTS: 25 vs. Western Michigan (12/30/22)
FIELD GOALS: 9 (2x) MR vs Michigan St. (1/10/23)
FG ATTEMPTS: 18 at Illinois (1/7/23)
3-POINT FGS: 3 (2x) MR vs. Western Michigan (12/30/22)
3-POINT FGAS: 7 at Illinois (1/7/23)
FREE THROWS: 5 (2x) MR at Minnesota (2/23/22)
FT ATTEMPTS: 7 vs. Illinois St (12/29/21)
REBOUNDS: 12 at Illinois (1/7/23)
ASSISTS: 7 (2x) MR at Iowa (12/11/22)
BLOCKS: 3 vs. Stanford (11/11/22)
STEALS: 2 vs. Minnesota (1/3/23)
MINUTES: 35 (2x) MR vs. Marquette (12/3/22)

GAME-BY-GAME STATISTICS

#22 CROWL, Steven

Opponent	Date	GS	MIN	Total		3-Pointers		Free throws		Rebounds				PF	A	TO	BLK	STL	PTS	AVG	
				FG-FGA	PCT	3FG-3FGA	PCT	FT-FTA	PCT	OFF	DEF	TOT	AVG								
South Dakota	11/07/2022	*	24:50	4-8	.500	2-4	.500	2-3	.667	0	3	3	3.0	1	2	1	2	0	12	12.0	
vs Stanford	11/11/2022	*	33:31	2-6	.333	1-4	.250	4-6	.667	2	9	11	7.0	4	2	2	3	0	9	10.5	
Green Bay	11/15/2022	*	28:14	3-6	.500	1-1	1.000	2-3	.667	4	5	9	7.7	0	0	2	1	0	9	10.0	
vs Dayton	11/23/2022	*	32:33	3-11	.273	0-4	.000	3-4	.750	3	4	7	7.5	2	4	2	0	0	9	9.8	
vs Kansas	11/24/2022	*	34:49	2-6	.333	0-2	.000	0-1	.000	0	6	6	7.2	0	3	0	1	0	4	8.6	
vs Southern California	11/25/2022	*	30:14	3-10	.300	1-5	.200	1-3	.333	2	5	7	7.2	0	3	1	1	0	8	8.5	
Wake Forest	11/29/2022	*	29:24	5-9	.556	2-3	.667	3-4	.750	1	6	7	7.1	3	3	2	1	0	15	9.4	
at Marquette	12/03/2022	*	35:20	3-4	.750	0-1	.000	2-2	1.000	2	2	4	6.8	4	7	3	0	0	8	9.3	
Maryland	12/06/2022	*	29:23	4-7	.571	0-3	.000	4-6	.667	0	6	6	6.7	3	3	1	0	1	12	9.6	
at Iowa	12/11/2022	*	27:36	6-11	.545	0-3	.000	0-1	.000	0	6	6	6.6	3	7	2	1	0	12	9.8	
Lehigh	12/15/2022	*	26:49	6-11	.545	1-1	1.000	2-2	1.000	2	3	5	6.5	0	4	2	0	1	15	10.3	
Western Mich.	12/30/2022	*	31:24	9-13	.692	3-5	.600	4-5	.800	3	5	8	6.6	1	2	1	0	0	25	11.5	
Minnesota	01/03/2023	*	30:25	8-13	.615	1-2	.500	0-1	.000	1	4	5	6.5	3	1	3	0	2	17	11.9	
at Illinois	01/07/2023	*	28:35	9-18	.500	1-7	.143	1-2	.500	4	8	12	6.9	3	3	2	1	0	20	12.5	
Michigan St.	01/10/2023	*	34:08	9-17	.529	1-3	.333	0-1	.000	0	3	3	6.6	2	2	1	0	0	19	12.9	
at Indiana	01/14/2023	*	30:05	2-8	.250	0-2	.000	1-4	.250	1	5	6	6.6	2	0	3	0	1	5	12.4	
Totals			16	487:20	78-158	.494	14-50	.280	29-48	.604	25	80	105	6.6	31	46	28	11	5	199	12.4

CAREER STATISTICS

CROWL, Steven

SEASON	TEAM	GP-GS	MIN/AVG	Field Goals		3-Point		F-Throws		Rebounds				Scoring						
				FG-FGA	FG%	3FG-3FGA	3FG%	FT-FTA	FT%	OFF	DEF	TOT	AVG	PF-FO	A	TO	BLK	STL	PTS	AVG
2020-21	Wisc	12-0	36/3.0	4-8	.500	0-1	.000	0-0	.000	4	5	9	0.8	9-0	2	3	1	0	8	0.7
2021-22	Wisc	33-33	834/25.3	114-230	.496	26-82	.317	36-45	.800	48	96	144	4.4	84-1	48	31	9	9	290	8.8
2022-23	Wisc	16-16	487/30.5	78-158	.494	14-50	.280	29-48	.604	25	80	105	6.6	31-0	46	28	11	5	199	12.4
TOTAL		61-49	1358/22.3	196-396	.495	40-133	.301	65-93	.699	77	181	258	4.2	124-1	96	62	21	14	497	8.1

23 | CHUCKY HEPBURN

Sophomore | Guard | 6-2 | 205
Omaha, Neb. | Bellevue West



Twitter: @ChuckyHepburn | Instagram: @chucky.hepburn

INDIVIDUAL BENCHMARKS

	SEASON	CAREER
GP/GS:	16/16	49/49
10+ POINTS:	11	23
20+ POINTS:	2	2
3+ 3FGS:	7	11
3+ ASSISTS:	9	22
2+ STEALS:	9	20
LED UW IN PTS:	5	5
LED UW IN AST:	8	23

GET TO KNOW CHUCKY

Chucky Hepburn immediately stepped in and showed out for Wisconsin as a true freshman, living up to the praise from head coach Greg Gard who touted the point guard for his "vision and a feel to the floor that we've only had with a few guys the 20 years I've been here." The Big Ten All-Freshman Team honoree averaged 7.9 points per game in his debut season, while leading the team in assists and ranked second in steals. The first true freshman to start a season opener at Wisconsin since Devin Harris in 2001, Hepburn's mature game helped him maintain a 1.97 assist-to-turn-over ratio (77 ast, 39 to). Hepburn's heroics lifted the Badgers past No. 8 Purdue on March 1, 2022, as the freshman hit a go-ahead 3-pointer with 1.5 seconds left to finish with a career-high 17 points and help UW clinch a share of the Big Ten regular season championship.

HONORS

- 2022-23 Preseason All-Big Ten Honoree
- 2022 Big Ten All-Freshman Team

TOP SEASON PERFORMANCES

- **WAKE FOREST (11/29/22):** Finished with a career-high 23 points, including a career-best 6 triples.
- **vs. USC (11/25/22):** Matched a then-career-high 17 points (3-5 3FG), plus 4 assists to lead UW to a win.
- **PURDUE (3/1/22):** Banked in game winning 3-point shot with 1.2 seconds remaining clinching the B1G regular season title for UW. Scored a then-career-high 17 points on 4-for-6 shooting from 3FG.
- **at Rutgers (2/26/22):** Led UW with a game-high 5 assists, plus 13 points (2-4 3FG) and 2 steals in a win
- **MARQUETTE (12/4/21):** Recorded career highs in points (15) and assists (6), plus 3 steals in the win

SEASON HIGHS

POINTS: 23 vs. Wake Forest (11/29/22)
FIELD GOALS: 8 at Illinois (1/7/23)
FG ATTEMPTS: 18 (2x) MR at Illinois (1/7/23)
3-POINT FGS: 6 vs. Wake Forest (11/29/22)
3-POINT FGAS: 12 vs. Wake Forest (11/29/22)
FREE THROWS: 4 vs Michigan St. (1/10/23)
FT ATTEMPTS: 5 (2x) MR vs Michigan St. (1/10/23)
REBOUNDS: 7 vs. Green Bay (11/15/22)
ASSISTS: 7 at Illinois (1/7/23)
BLOCKS: 1 (2x) MR vs Michigan St. (1/10/23)
STEALS: 5 vs. Minnesota (1/3/23)
MINUTES: 41 at Iowa (12/11/22)

CAREER HIGHS

POINTS: 23 vs. Wake Forest (11/29/22)
FIELD GOALS: 8 at Illinois (1/7/23)
FG ATTEMPTS: 18 (2x) MR at Illinois (1/7/23)
3-POINT FGS: 6 vs. Wake Forest (11/29/22)
3-POINT FGAS: 12 vs. Wake Forest (11/29/22)
FREE THROWS: 4 (5x) MR vs Michigan St. (1/10/23)
FT ATTEMPTS: 5 (4x) MR vs Michigan St. (1/10/23)
REBOUNDS: 7 vs. Green Bay (11/15/22)
ASSISTS: 7 at Illinois (1/7/23)1
BLOCKS: 2 vs. Indiana (12/8/21)
STEALS: 5 vs. Minnesota (1/3/23)
MINUTES: 41 at Iowa (12/11/22)

GAME-BY-GAME STATISTICS

#23 HEPBURN, Chucky

Opponent	Date	GS	MIN	Total		3-Pointers		Free throws		Rebounds			PF	A	TO	BLK	STL	PTS	AVG		
				FG-FGA	PCT	3FG-3FGA	PCT	FT-FTA	PCT	OFF	DEF	TOT								AVG	
South Dakota	11/07/2022	*	28:29	5-10	.500	3-5	.600	1-2	.500	0	3	3	3.0	2	3	2	0	2	14	14.0	
vs Stanford	11/11/2022	*	34:58	5-13	.385	0-5	.000	1-1	1.000	0	2	2	2.5	1	5	1	0	3	11	12.5	
Green Bay	11/15/2022	*	24:19	2-14	.143	1-3	.333	3-4	.750	3	4	7	4.0	3	3	2	0	0	8	11.0	
vs Dayton	11/23/2022	*	30:51	1-10	.100	0-3	.000	0-0	.000	0	4	4	4.0	3	1	3	0	2	2	8.8	
vs Kansas	11/24/2022	*	33:02	2-9	.222	1-1	1.000	1-2	.500	1	3	4	4.0	3	1	3	0	1	6	8.2	
vs Southern California	11/25/2022	*	31:06	7-13	.538	3-5	.600	0-1	.000	0	2	2	3.7	0	4	1	0	2	17	9.7	
Wake Forest	11/29/2022	*	34:51	7-18	.389	6-12	.500	3-4	.750	1	2	3	3.6	3	2	2	0	3	23	11.6	
at Marquette	12/03/2022	*	26:16	7-10	.700	5-6	.833	0-0	.000	1	3	4	3.6	1	2	0	0	2	19	12.5	
Maryland	12/06/2022	*	36:20	4-8	.500	2-4	.500	3-3	1.000	0	4	4	3.7	3	2	2	0	1	13	12.6	
at Iowa	12/11/2022	*	41:14	4-12	.333	1-3	.333	2-3	.667	0	6	6	3.9	3	4	0	0	4	11	12.4	
Lehigh	12/15/2022	*	26:28	4-6	.667	0-0	.000	0-0	.000	1	0	1	3.6	2	3	1	0	0	8	12.0	
Western Mich.	12/30/2022	*	30:36	4-7	.571	3-4	.750	0-0	.000	0	5	5	3.8	1	5	1	0	0	11	11.9	
Minnesota	01/03/2023	*	34:12	5-11	.455	3-4	.750	3-3	1.000	0	2	2	3.6	1	4	1	0	5	16	12.2	
at Illinois	01/07/2023	*	36:12	8-18	.444	3-7	.429	3-5	.600	0	3	3	3.6	2	7	3	0	4	22	12.9	
Michigan St.	01/10/2023	*	33:23	4-11	.364	2-6	.333	4-5	.800	1	2	3	3.5	4	5	3	1	2	14	13.0	
at Indiana	01/14/2023	*	28:54	4-10	.400	0-3	.000	0-0	.000	1	2	3	3.5	2	2	1	0	0	8	12.7	
Totals			16	511:11	73-180	.406	33-71	.465	24-33	.727	9	47	56	3.5	34	53	26	1	31	203	12.7

CAREER STATISTICS

HEPBURN, Chucky

SEASON	TEAM	GP-GS	MIN/AVG	Field Goals		3-Point		F-Throws		Rebounds			Scoring							
				FG-FGA	FG%	3FG-3FGA	3FG%	FT-FTA	FT%	OFF	DEF	TOT	AVG	PF-FO	A	TO	BLK	STL	PTS	AVG
2021-22	Wisc	33-33	1022/31.0	92-237	.388	39-112	.348	39-56	.696	7	63	70	2.1	70-0	77	39	5	36	262	7.9
2022-23	Wisc	16-16	511/31.9	73-180	.406	33-71	.465	24-33	.727	9	47	56	3.5	34-0	53	26	1	31	203	12.7
TOTAL		49-49	1533/31.3	165-417	.396	72-183	.393	63-89	.708	16	110	126	2.6	104-0	130	65	6	67	465	9.5

Individual Game by Game

10 | ISAAC LINDSEY

Sophomore | Guard | 6-4 | 185
 Mineral Point, Wis. | Mineral Point (UNLV)

GAME-BY-GAME STATISTICS

#10 LINDSEY, Isaac

Opponent	Date	GS	MIN	Total		3-Pointers		Free throws		Rebounds				Scoring						
				FG-FGA	PCT	3FG-3FGA	PCT	FT-FTA	PCT	OFF	DEF	TOT	AVG	PF	A	TO	BLK	STL	PTS	AVG
South Dakota	11/07/2022		05:04	1-2	.500	1-2	.500	0-0	.000	0	1	1	1.0	2	0	0	0	3	3.0	
vs Stanford	11/11/2022		03:20	0-0	.000	0-0	.000	0-0	.000	0	0	0	0.5	1	0	0	0	0	1.5	
Green Bay	11/15/2022		05:25	1-3	.333	0-2	.000	0-0	.000	1	1	2	1.0	2	1	0	0	2	1.7	
vs Dayton	11/23/2022		09:07	2-4	.500	1-2	.500	0-0	.000	0	1	1	1.0	1	1	0	0	5	2.5	
vs Kansas	11/24/2022		07:14	0-1	.000	0-1	.000	1-2	.500	0	1	1	1.0	1	0	0	0	1	2.2	
vs Southern California	11/25/2022		07:42	1-3	.333	1-2	.500	0-0	.000	0	0	0	0.8	0	0	0	1	3	2.3	
Wake Forest	11/29/2022		11:45	1-2	.500	1-2	.500	0-0	.000	1	0	1	0.9	0	0	1	0	3	2.4	
at Marquette	12/03/2022		02:39	0-1	.000	0-1	.000	0-0	.000	0	0	0	0.8	0	0	0	0	2.1		
at Iowa	12/11/2022		04:46	0-0	.000	0-0	.000	0-0	.000	0	0	0	0.7	0	0	0	0	1.9		
Lehigh	12/15/2022		01:56	0-0	.000	0-0	.000	0-0	.000	0	0	0	0.6	0	0	0	0	1.7		
Western Mich.	12/30/2022		00:43	0-0	.000	0-0	.000	0-0	.000	0	0	0	0.5	0	0	0	0	1.5		
Michigan St.	01/10/2023		07:45	0-2	.000	0-1	.000	0-0	.000	0	4	4	0.8	2	0	0	0	1.4		
at Indiana	01/14/2023		08:23	1-4	.250	1-1	1.000	0-0	.000	0	2	2	0.9	1	0	0	0	3	1.5	
Totals		0	75:49	7-22	.318	5-14	.357	1-2	.500	2	10	12	0.9	10	2	1	0	1	20	1.5

CAREER STATISTICS

LINDSEY, Isaac

SEASON TEAM	GP-GS	MIN/AVG	Field Goals		3-Point		F-Throws		Rebounds				Scoring							
			FG-FGA	FG%	3FG-3FGA	3FG%	FT-FTA	FT%	OFF	DEF	TOT	AVG	PF-FO	A	TO	BLK	STL	PTS	AVG	
2021-22 Wisc	6-0	12/2.0	1-5	.200	1-3	.333	0-0	.000	0	0	0	0.0	0	0	0	0	0	0	3	0.5
2022-23 Wisc	13-0	76/5.8	7-22	.318	5-14	.357	1-2	.500	2	10	12	0.9	10	2	1	0	1	20	1.5	
TOTAL	19-0	88/4.6	8-27	.296	6-17	.353	1-2	.500	2	10	12	0.6	10-0	2	1	0	1	23	1.2	

SEASON HIGHS

POINTS: 5 vs. Dayton (11/23/22)
 FIELD GOALS: 2 vs. Dayton (11/23/22)
 FG ATTEMPTS: 4 (2x) MR at Indiana (1/14/23)
 3-POINT FGS: 1 (5x) MR at Indiana (1/14/23)
 3-POINT FGAS: 2 (5x) MR vs. Wake Forest (11/25/22)
 FREE THROWS: 1 vs. Kansas (11/24/22)
 FT ATTEMPTS: 2 vs. Kansas (11/24/22)
 REBOUNDS: 4 vs Michigan St. (1/10/23)
 ASSISTS: 1 (2x) MR vs. Dayton (11/23/22)
 BLOCKS: 1 vs. Marquette (12/3/22)
 STEALS: 1 vs. USC (11/25/22)
 MINUTES: 11 vs. Wake Forest (11/29/22)

CAREER HIGHS

POINTS: 5 vs. Dayton (11/23/22)
 FIELD GOALS: 2 vs. Dayton (11/23/22)
 FG ATTEMPTS: 4 vs. Dayton (11/23/22)
 3-POINT FGS: 1 (5x) MR at Indiana (1/14/23)
 3-POINT FGAS: 2 (5x) MR vs. Wake Forest
 FREE THROWS: 1 vs. Kansas (11/24/22)
 FT ATTEMPTS: 2 vs. Kansas (11/24/22)
 REBOUNDS: 4 vs Michigan St. (1/10/23)
 ASSISTS: 1 (2x) MR vs. Dayton (11/23/22)
 BLOCKS: 1 vs. Marquette (12/3/22)
 STEALS: 1 vs. USC (11/25/22)
 MINUTES: 11 vs. Wake Forest (11/29/22)

13 | JUSTIN TAPHORN

Junior | Guard | 6-5 | 215
 Pekin, Ill. | Pekin

GAME-BY-GAME STATISTICS

#13 TAPHORN, Justin

Opponent	Date	GS	MIN	Total		3-Pointers		Free throws		Rebounds				Scoring						
				FG-FGA	PCT	3FG-3FGA	PCT	FT-FTA	PCT	OFF	DEF	TOT	AVG	PF	A	TO	BLK	STL	PTS	AVG
South Dakota	11/07/2022		02:47	0-0	.000	0-0	.000	0-0	.000	0	0	0	0.0	0	0	0	0	0	0.0	
Lehigh	12/15/2022		01:39	0-0	.000	0-0	.000	0-0	.000	0	0	0	0.0	0	0	0	0	0	0.0	
at Indiana	01/14/2023		00:59	0-0	.000	0-0	.000	0-0	.000	0	0	0	0.0	0	0	0	0	0	0.0	
Totals		0	05:25	0-0	.000	0-0	.000	0-0	.000	0	0	0	0.0	0	0	0	0	0	0	0.0

CAREER STATISTICS

TAPHORN, Justin

SEASON TEAM	GP-GS	MIN/AVG	Field Goals		3-Point		F-Throws		Rebounds				Scoring							
			FG-FGA	FG%	3FG-3FGA	3FG%	FT-FTA	FT%	OFF	DEF	TOT	AVG	PF-FO	A	TO	BLK	STL	PTS	AVG	
2020-21 Wisc	7-0	11/1.5	0-1	.000	0-1	.000	0-0	.000	0	0	0	0.0	0	0	0	0	0	0	0.0	
2021-22 Wisc	4-0	4/1.1	0-0	.000	0-0	.000	0-0	.000	0	0	0	0.0	0	0	1	0	0	0	0.0	
2022-23 Wisc	3-0	5/1.8	0-0	.000	0-0	.000	0-0	.000	0	0	0	0.0	0	0	0	0	0	0	0.0	
TOTAL	14-0	20/1.4	0-1	.000	0-1	.000	0-0	.000	0	0	0	0.0	0-0	0	2	0	0	0	0	0.0

SEASON HIGHS

POINTS: --
 FIELD GOALS: --
 FG ATTEMPTS: --
 3-POINT FGS: --
 3-POINT FGAS: --
 FREE THROWS: --
 FT ATTEMPTS: --
 REBOUNDS: --
 ASSISTS: --
 BLOCKS: --
 STEALS: --
 MINUTES: 3 vs. South Dakota (11/7/22)

CAREER HIGHS

POINTS: --
 FIELD GOALS: --
 FG ATTEMPTS: 1 vs. Green Bay (12/1/20)
 3-POINT FGS: --
 3-POINT FGAS: 1 vs. Green Bay (12/1/20)
 FREE THROWS: --
 FT ATTEMPTS: --
 REBOUNDS: --
 ASSISTS: --
 BLOCKS: --
 STEALS: --
 MINUTES: 3 vs. South Dakota (11/7/22)

Individual Game by Game

15 | ISAAC GARD

Freshman | Guard | 6-2 | 165
Oregon, Wis. | Oregon

GAME-BY-GAME STATISTICS

#15 GARD, Isaac

Opponent	Date	GS	MIN	Total		3-Pointers		Free throws		Rebounds				Scoring												
				FG-FGA	PCT	3FG-3FGA	3FG%	FT-FTA	FT%	OFF	DEF	TOT	AVG	PF	A	TO	BLK	STL	PTS	AVG						
South Dakota	11/07/2022		01:12	0-0	.000	0-0	.000	0-0	.000	0	0	0	0.0	0	0	0	0	0	0	0	0	0	0	0	0	0
Lehigh	12/15/2022		01:39	0-1	.000	0-1	.000	0-0	.000	0	0	0	0.0	0	0	0	0	0	0	0	0	0	0	0	0	0
Western Mich.	12/30/2022		00:43	0-0	.000	0-0	.000	0-0	.000	0	0	0	0.0	0	0	0	0	0	0	0	0	0	0	0	0	0
Totals		0	03:34	0-1	.000	0-1	.000	0-0	.000	0	0	0	0.0	0	0	0	0	0	0	0	0	0	0	0	0	0

CAREER STATISTICS

GARD, Isaac

SEASON TEAM	GP-GS	MIN/AVG	Field Goals		3-Point		F-Throws		Rebounds				Scoring												
			FG-FGA	FG%	3FG-3FGA	3FG%	FT-FTA	FT%	OFF	DEF	TOT	AVG	PF	A	TO	BLK	STL	PTS	AVG						
2022-23 Wisc	3-0	4/1.2	0-1	.000	0-1	.000	0-0	.000	0	0	0	0.0	0	0	0	0	0	0	0	0	0	0	0	0	0
TOTAL	3-0	4/1.2	0-1	.000	0-1	.000	0-0	.000	0	0	0	0.0	0	0	0	0	0	0	0	0	0	0	0	0	0

SEASON HIGHS

POINTS: --
FIELD GOALS: --
FG ATTEMPTS: --
3-POINT FGS: --
3-POINT FGAS: 1 vs. Lehigh (12/15/22)
FREE THROWS: --
FT ATTEMPTS: --
REBOUNDS: --
ASSISTS: --
BLOCKS: --
STEALS: --
MINUTES: 2 vs. Lehigh (12/15/22)

CAREER HIGHS

POINTS: --
FIELD GOALS: --
FG ATTEMPTS: --
3-POINT FGS: --
3-POINT FGAS: 1 vs. Lehigh (12/15/22)
FREE THROWS: --
FT ATTEMPTS: --
REBOUNDS: --
ASSISTS: --
BLOCKS: --
STEALS: --
MINUTES: 2 vs. Lehigh (12/15/22)

21 | CHRIS HODGES

R-Freshman | Forward | 6-9 | 245
Schaumburg, Ill. | Schaumburg

GAME-BY-GAME STATISTICS

#21 HODGES, Chris

Opponent	Date	GS	MIN	Total		3-Pointers		Free throws		Rebounds				Scoring											
				FG-FGA	PCT	3FG-3FGA	3FG%	FT-FTA	FT%	OFF	DEF	TOT	AVG	PF	A	TO	BLK	STL	PTS	AVG					
South Dakota	11/07/2022		05:38	0-0	.000	0-0	.000	0-0	.000	0	0	0	0.0	0	0	1	0	0	0	0	0	0	0	0	0
vs Stanford	11/11/2022		01:34	0-1	.000	0-0	.000	0-0	.000	1	0	1	0.5	0	0	0	0	0	0	0	0	0	0	0	0
Green Bay	11/15/2022		00:28	0-0	.000	0-0	.000	0-0	.000	0	0	0	0.3	1	0	0	0	0	0	0	0	0	0	0	0
vs Dayton	11/23/2022		01:20	0-0	.000	0-0	.000	0-0	.000	0	0	0	0.3	0	0	0	0	0	0	0	0	0	0	0	0
Lehigh	12/15/2022		02:15	0-0	.000	0-0	.000	0-0	.000	0	0	0	0.2	0	0	0	0	0	0	0	0	0	0	0	0
Western Mich.	12/30/2022		00:43	0-0	.000	0-0	.000	0-0	.000	0	0	0	0.2	0	0	0	0	0	0	0	0	0	0	0	0
at Illinois	01/07/2023		01:19	0-0	.000	0-0	.000	0-0	.000	1	0	1	0.3	2	0	0	0	0	0	0	0	0	0	0	0
Michigan St.	01/10/2023		03:53	1-1	1.000	0-0	.000	0-0	.000	0	0	0	0.3	0	0	0	0	0	0	0	0	2	0.3		
at Indiana	01/14/2023		04:58	0-0	.000	0-0	.000	0-0	.000	0	1	1	0.3	0	0	0	0	0	0	0	0	0	0	0	0
Totals		0	22:08	1-2	.500	0-0	.000	0-0	.000	2	1	3	0.3	3	0	1	0	1	0	0	2	0.2			

CAREER STATISTICS

HODGES, Chris

SEASON TEAM	GP-GS	MIN/AVG	Field Goals		3-Point		F-Throws		Rebounds				Scoring						
			FG-FGA	FG%	3FG-3FGA	3FG%	FT-FTA	FT%	OFF	DEF	TOT	AVG	PF	A	TO	BLK	STL	PTS	AVG
2022-23 Wisc	9-0	22/2.5	1-2	.500	0-0	.000	0-0	.000	2	1	3	0.3	3	0	0	1	0	2	0.2
TOTAL	9-0	22/2.5	1-2	.500	0-0	.000	0-0	.000	2	1	3	0.3	3	0	0	1	0	2	0.2

SEASON HIGHS

POINTS: 2 vs Michigan St. (1/10/23)
FIELD GOALS: 1 vs Michigan St. (1/10/23)
FG ATTEMPTS: 1 (2x) MR vs. Michigan St. (1/10/23)
3-POINT FGS: --
3-POINT FGAS: --
FREE THROWS: --
FT ATTEMPTS: --
REBOUNDS: 1 (3x) MR at Indiana (1/14/23)
ASSISTS: --
BLOCKS: 1 vs. South Dakota (11/7/22)
STEALS: --
MINUTES: 6 vs. South Dakota (11/7/22)

CAREER HIGHS

POINTS: 2 vs Michigan St. (1/10/23)
FIELD GOALS: 1 vs Michigan St. (1/10/23)
FG ATTEMPTS: 1 (2x) MR vs Michigan St. (1/10/23)
3-POINT FGS: --
3-POINT FGAS: --
FREE THROWS: --
FT ATTEMPTS: --
REBOUNDS: 1 (3x) MR at Indiana (1/14/23)
ASSISTS: --
BLOCKS: 1 vs. South Dakota (11/7/22)
STEALS: --
MINUTES: 6 vs. South Dakota (11/7/22)

Individual Game by Game

30 | ROSS CANDELINO

Freshman | Guard | 6-5 | 185
Jacksonville, Fla. | Ponte Vedra

GAME-BY-GAME STATISTICS

#30 CANDELINO, Ross

Opponent	Date	GS	MIN	Total		3-Pointers		Free throws		Rebounds				PF	A	TO	BLK	STL	PTS	AVG
				FG-FGA	PCT	3FG-3FGA	PCT	FT-FTA	PCT	OFF	DEF	TOT	AVG							
South Dakota	11/07/2022		01:12	2-2	1.000	0-0	.000	0-1	.000	0	0	0	0.0	0	0	0	0	0	4	4.0
Lehigh	12/15/2022		01:39	0-0	.000	0-0	.000	0-0	.000	0	1	1	0.5	0	0	0	0	0	2	2.0
Western Mich.	12/30/2022		00:43	0-0	.000	0-0	.000	0-0	.000	0	0	0	0.3	0	0	0	0	0	1.3	
Totals		0	03:34	2-2	1.000	0-0	.000	0-1	.000	0	1	1	0.3	0	0	0	0	0	4	1.3

CAREER STATISTICS

CANDELINO, Ross

SEASON	TEAM	GP-GS	MIN	Field Goals		3-Point		F-Throws		Rebounds				Scoring						
				FG-FGA	FG%	3FG-3FGA	3FG%	FT-FTA	FT%	OFF	DEF	TOT	AVG	PF	FO	A	TO	BLK	STL	PTS
2022-23	Wisc	3-0	4/1.2	2-2	1.000	0-0	.000	0-1	.000	0	1	1	0.3	0-0	0	0	0	0	4	1.3
TOTAL		3-0	4/1.2	2-2	1.000	0-0	.000	0-1	.000	0	1	1	0.3	0-0	0	0	0	0	4	1.3

SEASON HIGHS

POINTS: 4 vs. South Dakota (11/7/22)
 FIELD GOALS: 2 vs. South Dakota (11/7/22)
 FG ATTEMPTS: 2 vs. South Dakota (11/7/22)
 3-POINT FGS: --
 3-POINT FGAS: --
 FREE THROWS: --
 FT ATTEMPTS: 1 vs. South Dakota (11/7/22)
 REBOUNDS: 1 vs. Lehigh (12/15/22)
 ASSISTS: --
 BLOCKS: --
 STEALS: --
 MINUTES: 2 vs. Lehigh (12/15/22)

CAREER HIGHS

POINTS: 4 vs. South Dakota (11/7/22)
 FIELD GOALS: 2 vs. South Dakota (11/7/22)
 FG ATTEMPTS: 2 vs. South Dakota (11/7/22)
 3-POINT FGS: --
 3-POINT FGAS: --
 FREE THROWS: --
 FT ATTEMPTS: 1 vs. South Dakota (11/7/22)
 REBOUNDS: 1 vs. Lehigh (12/15/22)
 ASSISTS: --
 BLOCKS: --
 STEALS: --
 MINUTES: 2 vs. Lehigh (12/15/22)

35 | MARKUS ILVER

Sophomore | Forward | 6-8 | 215
Tallinn, Estonia | Western Reserve Academy

GAME-BY-GAME STATISTICS

#35 ILVER, Markus

Opponent	Date	GS	MIN	Total		3-Pointers		Free throws		Rebounds				PF	A	TO	BLK	STL	PTS	AVG
				FG-FGA	PCT	3FG-3FGA	PCT	FT-FTA	PCT	OFF	DEF	TOT	AVG							
South Dakota	11/07/2022		09:10	1-2	.500	1-2	.500	2-2	1.000	0	2	2	2.0	0	1	0	0	0	5	5.0
Green Bay	11/15/2022		10:28	1-2	.500	0-1	.000	0-0	.000	0	1	1	1.5	1	0	1	0	1	2	3.5
vs Dayton	11/23/2022		09:50	2-5	.400	2-4	.500	0-0	.000	1	1	2	1.7	0	0	0	0	6	4.3	
vs Kansas	11/24/2022		04:21	0-1	.000	0-1	.000	0-0	.000	0	0	0	1.3	1	0	0	0	0	3.3	
vs Southern California	11/25/2022		02:05	0-0	.000	0-0	.000	0-0	.000	0	1	1	1.2	2	0	1	0	0	2.6	
Wake Forest	11/29/2022		01:51	0-0	.000	0-0	.000	0-0	.000	0	0	0	1.0	0	0	0	0	0	2.2	
at Iowa	12/11/2022		00:47	0-0	.000	0-0	.000	0-0	.000	0	0	0	0.9	0	0	0	0	0	1.9	
Lehigh	12/15/2022		02:45	1-1	1.000	0-0	.000	0-0	.000	0	0	0	0.8	0	0	0	0	2	1.9	
Western Mich.	12/30/2022		02:36	1-3	.333	0-1	.000	0-0	.000	0	0	0	0.7	1	0	0	0	2	1.9	
Minnesota	01/03/2023		10:52	1-3	.333	1-3	.333	0-0	.000	0	2	2	0.8	1	0	0	0	3	2.0	
at Illinois	01/07/2023		18:41	1-6	.167	0-3	.000	0-0	.000	1	2	3	1.0	0	0	0	0	2	2.0	
Michigan St.	01/10/2023		13:17	2-5	.400	1-2	.500	0-0	.000	0	1	1	1.0	1	1	0	0	5	2.3	
Totals		0	86:43	10-28	.357	5-17	.294	2-2	1.000	2	10	12	1.0	7	2	2	0	1	27	2.3

CAREER STATISTICS

ILVER, Markus

SEASON	TEAM	GP-GS	MIN	Field Goals		3-Point		F-Throws		Rebounds				Scoring						
				FG-FGA	FG%	3FG-3FGA	3FG%	FT-FTA	FT%	OFF	DEF	TOT	AVG	PF	FO	A	TO	BLK	STL	PTS
2021-22	Wisc	8-0	28/3.4	1-8	.125	0-5	.000	3-4	.750	1	3	4	0.5	7-0	0	2	0	0	5	0.6
2022-23	Wisc	12-0	87/7.2	10-28	.357	5-17	.294	2-2	1.000	2	10	12	1.0	7-0	2	2	0	1	27	2.3
TOTAL		20-0	114/5.7	11-36	.306	5-22	.227	5-6	.833	3	13	16	0.8	14-0	2	4	0	1	32	1.6

SEASON HIGHS

POINTS: 6 vs. Dayton (11/23/22)
 FIELD GOALS: 2 vs. Dayton (11/23/22)
 FG ATTEMPTS: 6 at Illinois (1/7/23)
 3-POINT FGS: 2 vs. Dayton (11/23/22)
 3-POINT FGAS: 4 vs. Dayton (11/23/22)
 FREE THROWS: 2 vs. South Dakota (11/7/22)
 FT ATTEMPTS: 2 vs. South Dakota (11/7/22)
 REBOUNDS: 3 (2x) MR at Indiana (1/14/23)
 ASSISTS: 1 (2x) MR vs Michigan St. (1/10/23)
 BLOCKS: --
 STEALS: 1 vs. Green Bay (11/15/22)
 MINUTES: 18 at Illinois (1/7/23)

CAREER HIGHS

POINTS: 6 vs. Dayton (11/23/22)
 FIELD GOALS: 2 vs. Dayton (11/23/22)
 FG ATTEMPTS: 6 at Illinois (1/7/23)
 3-POINT FGS: 2 vs. Dayton (11/23/22)
 3-POINT FGAS: 4 vs. Dayton (11/23/22)
 FREE THROWS: 3 vs. Green Bay (11/12/21)
 FT ATTEMPTS: 4 vs. Green Bay (11/12/21)
 REBOUNDS: 4 vs. Green Bay (11/12/21)
 ASSISTS: 1 (2x) MR vs Michigan St. (1/10/23)
 BLOCKS: --
 STEALS: 1 vs. Green Bay (11/15/22)
 MINUTES: 18 at Illinois (1/7/23)

2022-23 OVERALL STATISTICS

Game Records

Record	Overall	Home	Away	Neutral
ALL GAMES	11-5	6-2	2-2	3-1
CONFERENCE	3-3	2-1	1-2	0-0
NON-CONFERENCE	8-2	4-1	1-0	3-1

Score by Periods

Team	1st	2nd	OT	TOT
Wisconsin	484	552	33	1069
Opponents	436	542	28	1006

Team Box Score

No.	Player			Total		3-Point		F-Throw		Rebounds												
		GP-GS	MIN	AVG	FG-FGA	FG%	3FG-3FGA	3FG%	FT-FTA	FT%	OFF	DEF	TOT	AVG	PF	DQ	A	TO	BLK	STL	PTS	AVG
5	WAHL, Tyler	13-13	382:49	29.4	63-150	.420	4-19	.211	41-61	.672	17	66	83	6.4	33	1	24	35	7	18	171	13.2
23	HEPBURN, Chucky	16-16	511:11	31.9	73-180	.406	33-71	.465	24-33	.727	9	47	56	3.5	34	0	53	26	1	31	203	12.7
22	CROWL, Steven	16-16	487:20	30.5	78-158	.494	14-50	.280	29-48	.604	25	80	105	6.6	31	0	46	28	11	5	199	12.4
3	ESSEGIAN, Connor	16-0	367:31	23.0	54-122	.443	34-75	.453	26-28	.929	9	44	53	3.3	21	0	13	18	0	11	168	10.5
11	KLESMIT, Max	16-16	505:32	31.6	38-91	.418	18-50	.360	18-27	.667	3	35	38	2.4	38	0	25	13	3	27	112	7.0
2	DAVIS, Jordan	16-16	388:59	24.3	37-91	.407	18-56	.321	7-12	.583	13	49	62	3.9	28	1	8	4	2	8	99	6.2
14	GILMORE, Carter	16-3	329:46	20.6	23-52	.442	4-13	.308	3-11	.273	18	25	43	2.7	35	0	15	7	2	13	53	3.3
35	ILVER, Markus	13-0	98:35	7.6	10-31	.323	5-19	.263	2-2	1.000	4	11	15	1.2	7	0	2	2	0	1	27	2.1
10	LINDSEY, Isaac	13-0	75:49	5.8	7-22	.318	5-14	.357	1-2	.500	2	10	12	0.9	10	0	2	1	0	1	20	1.5
30	CANDELINO, Ross	3-0	03:34	1.2	2-2	1.000	0-0	.000	0-1	.000	0	1	1	0.3	0	0	0	0	0	0	4	1.3
0	NEATH, Jahcobi	3-0	28:25	9.5	1-4	.250	1-2	.500	0-0	.000	0	1	1	0.3	2	0	1	2	0	1	3	1.0
4	MCGEE, Kamari	12-0	64:22	5.4	3-9	.333	1-7	.143	1-2	.500	1	6	7	0.6	10	0	6	5	0	3	8	0.7
21	HODGES, Chris	9-0	22:08	2.5	1-2	.500	0-0	.000	0-0	.000	2	1	3	0.3	3	0	0	0	1	0	2	0.2
15	GARD, Isaac	3-0	03:34	1.2	0-1	.000	0-1	.000	0-0	.000	0	0	0	0.0	0	0	0	0	0	0	0	0.0
13	TAPHORN, Justin	3-0	05:25	1.8	0-0	.000	0-0	.000	0-0	.000	0	0	0	0.0	0	0	0	0	0	0	0	0.0
Team											15	14	29				8					
Total		16	3275		390-915	.426	137-377	.363	152-227	.670	118	390	508	31.8	252	2	195	149	27	119	1069	66.8
Opponents		16	3275		374-867	.431	102-316	.323	156-230	.678	130	440	570	35.6	253	2	163	207	56	80	1006	62.9

Team Statistics

	WISC	OPP
Scoring	1069	1006
Points per game	66.8	62.9
Scoring margin	+3.9	-
Field goals-att	390-915	374-867
Field goal pct	.426	.431
3 point fg-att	137-377	102-316
3-point FG pct	.363	.323
3-pt FG made per game	8.6	6.4
Free throws-att	152-227	156-230
Free throw pct	.670	.678
F-Throws made per game	9.5	9.8
Rebounds	508	570
Rebounds per game	31.8	35.6
Rebounding margin	-3.9	-
Assists	195	163
Assists per game	12.2	10.2
Turnovers	149	207
Turnovers per game	9.3	12.9
Turnover margin	+3.6	-
Assist/turnover ratio	1.3	0.8
Steals	119	80
Steals per game	7.4	5.0
Blocks	27	56
Blocks per game	1.7	3.5
Winning streak	0	-
Home win streak	0	-
Attendance	113662	62956
Home games-Avg/Game	8-14208	4-15739
Neutral site-Avg/Game	-	4-5167

Team Results

Date	Opponent		Score	Att.
11/07/2022	South Dakota	W	85-59	14349
11/11/2022	vs Stanford	W	60-50	17927
11/15/2022	Green Bay	W	56-45	14204
11/23/2022	vs Dayton	W	43-42	1047
11/24/2022	vs Kansas	Lot	68-69	1185
11/25/2022	vs Southern California	W	64-59	510
11/29/2022	Wake Forest	L	75-78	14435
12/03/2022	at Marquette	Wot	80-77	17760
12/06/2022	Maryland	W	64-59	14666
12/11/2022	at Iowa	Wot	78-75	12430
12/15/2022	Lehigh	W	78-56	12760
12/30/2022	Western Mich.	W	76-66	15138
01/03/2023	Minnesota	W	63-60	13850
01/07/2023	at Illinois	L	69-79	15544
01/10/2023	Michigan St.	L	65-69	14260
01/14/2023	at Indiana	L	45-63	17222

2022-23 BIG TEN STATISTICS

Game Records

Record	Overall	Home	Away	Neutral
ALL GAMES	3-3	2-1	1-2	0-0
CONFERENCE	3-3	2-1	1-2	0-0
NON-CONFERENCE	0-0	0-0	0-0	0-0

Score by Periods

Team	1st	2nd	OT	TOT
Wisconsin	168	198	18	384
Opponents	166	224	15	405

Team Box Score

No.	Player				Total		3-Point		F-Throw		Rebounds											
		GP-GS	MIN	AVG	FG-FGA	FG%	3FG-3FGA	3FG%	FT-FTA	FT%	OFF	DEF	TOT	AVG	PF	DQ	A	TO	BLK	STL	PTS	AVG
22	CROWL, Steven	6-6	180:12	30.0	38-74	.514	3-20	.150	6-15	.400	6	32	38	6.3	16	0	16	12	2	4	85	14.2
23	HEPBURN, Chucky	6-6	210:15	35.0	29-70	.414	11-27	.407	15-19	.789	2	19	21	3.5	15	0	24	10	1	16	84	14.0
3	ESSEGIAN, Connor	6-0	157:39	26.3	21-50	.420	12-28	.429	11-13	.846	3	20	23	3.8	5	0	5	7	0	5	65	10.8
5	WAHL, Tyler	3-3	77:43	25.9	13-29	.448	1-4	.250	5-12	.417	1	13	14	4.7	9	1	6	7	3	5	32	10.7
11	KLESMIT, Max	6-6	194:45	32.5	17-45	.378	7-24	.292	5-10	.500	2	12	14	2.3	18	0	9	5	2	13	46	7.7
14	GILMORE, Carter	6-3	167:04	27.8	13-25	.520	2-7	.286	2-6	.333	6	11	17	2.8	18	0	5	5	1	2	30	5.0
2	DAVIS, Jordan	6-6	135:49	22.6	10-22	.455	4-15	.267	1-3	.333	3	20	23	3.8	12	0	1	2	0	2	25	4.2
35	ILVER, Markus	5-0	55:29	11.1	4-17	.235	2-10	.200	0-0	.000	3	6	9	1.8	2	0	1	0	0	0	10	2.0
10	LINDSEY, Isaac	3-0	20:54	7.0	1-6	.167	1-2	.500	0-0	.000	0	6	6	2.0	3	0	0	0	0	0	3	1.0
21	HODGES, Chris	3-0	10:10	3.4	1-1	1.000	0-0	.000	0-0	.000	1	1	2	0.7	2	0	0	0	0	0	2	0.7
4	MCGEE, Kamari	5-0	14:00	2.8	1-3	.333	0-2	.000	0-0	.000	0	0	0	0.0	1	0	0	1	0	1	2	0.4
13	TAPHORN, Justin	1-0	00:59	1.0	0-0	.000	0-0	.000	0-0	.000	0	0	0	0.0	0	0	0	0	0	0	0	0.0
Team											3	1	4				2					
Total		6	1225		148-342	.433	43-139	.309	45-78	.577	30	141	171	28.5	101	1	67	51	9	48	384	64.0
Opponents		6	1225		149-333	.447	40-105	.381	67-88	.761	49	182	231	38.5	88	1	68	81	25	29	405	67.5

Team Statistics

	WISC	OPP
Scoring	384	405
Points per game	64.0	67.5
Scoring margin	-3.5	-
Field goals-att	148-342	149-333
Field goal pct	.433	.447
3 point fg-att	43-139	40-105
3-point FG pct	.309	.381
3-pt FG made per game	7.2	6.7
Free throws-att	45-78	67-88
Free throw pct	.577	.761
F-Throws made per game	7.5	11.2
Rebounds	171	231
Rebounds per game	28.5	38.5
Rebounding margin	-10.0	-
Assists	67	68
Assists per game	11.2	11.3
Turnovers	51	81
Turnovers per game	8.5	13.5
Turnover margin	+5.0	-
Assist/turnover ratio	1.3	0.8
Steals	48	29
Steals per game	8.0	4.8
Blocks	9	25
Blocks per game	1.5	4.2
Winning streak	0	-
Home win streak	0	-
Attendance	42776	45196
Home games-Avg/Game	3-14259	3-15065
Neutral site-Avg/Game	-	0-0

Team Results

Date	Opponent		Score	Att.
12/06/2022	Maryland	W	64-59	14666
12/11/2022	at Iowa	Wot	78-75	12430
01/03/2023	Minnesota	W	63-60	13850
01/07/2023	at Illinois	L	69-79	15544
01/10/2023	Michigan St.	L	65-69	14260
01/14/2023	at Indiana	L	45-63	17222

2022-23 HOME STATISTICS

Game Records

Record	Overall	Home	Away	Neutral
ALL GAMES	6-2	6-2	0-0	0-0
CONFERENCE	2-1	2-1	0-0	0-0
NON-CONFERENCE	4-1	4-1	0-0	0-0

Score by Periods

Team	1st	2nd	OT	TOT
Wisconsin	258	304	0	562
Opponents	227	265	0	492

Team Box Score

No.	Player	Total			3-Point		F-Throw		Rebounds				Other									
		GP-GS	MIN	AVG	FG-FGA	FG%	3FG-3FGA	3FG%	FT-FTA	FT%	OFF	DEF	TOT	AVG	PF	DQ	A	TO	BLK	STL	PTS	AVG
22	CROWL, Steven	8-8	234:37	29.3	48-84	.571	11-22	.500	17-25	.680	11	35	46	5.8	13	0	17	13	4	4	124	15.5
23	HEPBURN, Chucky	8-8	248:38	31.1	35-85	.412	20-38	.526	17-21	.810	6	22	28	3.5	19	0	27	14	1	13	107	13.4
5	WAHL, Tyler	7-7	176:54	25.3	27-72	.375	1-8	.125	23-32	.719	9	33	42	6.0	16	1	15	17	6	5	78	11.1
3	ESSEGIAN, Connor	8-0	157:34	19.7	22-48	.458	15-33	.455	14-15	.933	5	15	20	2.5	8	0	7	8	0	6	73	9.1
2	DAVIS, Jordan	8-8	190:27	23.8	21-44	.477	12-29	.414	4-7	.571	5	29	34	4.3	13	1	3	1	2	4	58	7.3
11	KLESMIT, Max	8-8	261:32	32.7	18-45	.400	10-27	.370	10-12	.833	1	16	17	2.1	15	0	12	8	1	15	56	7.0
14	GILMORE, Carter	8-1	168:41	21.1	11-24	.458	4-7	.571	3-8	.375	9	11	20	2.5	17	0	10	3	1	5	29	3.6
35	ILVER, Markus	7-0	50:59	7.3	7-16	.438	3-9	.333	2-2	1.000	0	6	6	0.9	4	0	2	1	0	1	19	2.7
0	NEATH, Jahcobi	2-0	13:22	6.7	1-1	1.000	1-1	1.000	0-0	.000	0	1	1	0.5	2	0	0	0	0	0	3	1.5
10	LINDSEY, Isaac	6-0	32:38	5.4	3-9	.333	2-7	.286	0-0	.000	2	6	8	1.3	6	0	1	1	0	0	8	1.3
30	CANDELINO, Ross	3-0	03:34	1.2	2-2	1.000	0-0	.000	0-1	.000	0	1	1	0.3	0	0	0	0	0	0	4	1.3
21	HODGES, Chris	5-0	12:57	2.6	1-1	1.000	0-0	.000	0-0	.000	0	0	0	0.0	1	0	0	0	1	0	2	0.4
4	MCGEE, Kamari	6-0	40:07	6.7	0-3	.000	0-3	.000	1-2	.500	0	4	4	0.7	5	0	6	3	0	2	1	0.2
15	GARD, Isaac	3-0	03:34	1.2	0-1	.000	0-1	.000	0-0	.000	0	0	0	0.0	0	0	0	0	0	0	0	0.0
13	TAPHORN, Justin	2-0	04:26	2.2	0-0	.000	0-0	.000	0-0	.000	0	0	0	0.0	0	0	0	0	0	0	0	0.0
Team											6	6	12					3				
Total		8	1600		196-435	.451	79-185	.427	91-125	.728	54	185	239	29.9	119	2	100	72	16	55	562	70.3
Opponents		8	1600		186-417	.446	50-147	.340	70-103	.680	55	199	254	31.8	126	1	68	102	21	37	492	61.5

Team Statistics

	WISC	OPP
Scoring	562	492
Points per game	70.3	61.5
Scoring margin	+8.8	-
Field goals-att	196-435	186-417
Field goal pct	.451	.446
3 point fg-att	79-185	50-147
3-point FG pct	.427	.340
3-pt FG made per game	9.9	6.3
Free throws-att	91-125	70-103
Free throw pct	.728	.680
F-Throws made per game	11.4	8.8
Rebounds	239	254
Rebounds per game	29.9	31.8
Rebounding margin	-1.9	-
Assists	100	68
Assists per game	12.5	8.5
Turnovers	72	102
Turnovers per game	9.0	12.8
Turnover margin	+3.8	-
Assist/turnover ratio	1.4	0.7
Steals	55	37
Steals per game	6.9	4.6
Blocks	16	21
Blocks per game	2.0	2.6
Winning streak	0	-
Home win streak	0	-
Attendance	113662	0
Home games-Avg/Game	8-14208	0-0
Neutral site-Avg/Game	-	0-0

Team Results

Date	Opponent		Score	Att.
11/07/2022	South Dakota	W	85-59	14349
11/15/2022	Green Bay	W	56-45	14204
11/29/2022	Wake Forest	L	75-78	14435
12/06/2022	Maryland	W	64-59	14666
12/15/2022	Lehigh	W	78-56	12760
12/30/2022	Western Mich.	W	76-66	15138
01/03/2023	Minnesota	W	63-60	13850
01/10/2023	Michigan St.	L	65-69	14260

2022-23 ROAD/NEUTRAL STATISTICS

Game Records

Record	Overall	Home	Away	Neutral
ALL GAMES	5-3	0-0	2-2	3-1
CONFERENCE	1-2	0-0	1-2	0-0
NON-CONFERENCE	4-1	0-0	1-0	3-1

Score by Periods

Team	1st	2nd	OT	TOT
Wisconsin	226	248	33	507
Opponents	209	277	28	514

Team Box Score

No.	Player	Total			3-Point		F-Throw		Rebounds				PF DQ A TO BLK STL PTS AVG									
		GP-GS	MIN	AVG	FG-FGA	FG%	3FG-3FGA	3FG%	FT-FTA	FT%	OFF	DEF	TOT	AVG	Pf	DQ	A	TO	BLK	STL	PTS	AVG
5	WAHL, Tyler	6-6	205:54	34.3	36-78	.462	3-11	.273	18-29	.621	8	33	41	6.8	17	0	9	18	1	13	93	15.5
23	HEPBURN, Chucky	8-8	262:33	32.8	38-95	.400	13-33	.394	7-12	.583	3	25	28	3.5	15	0	26	12	0	18	96	12.0
3	ESSEGIAN, Connor	8-0	209:58	26.2	32-74	.432	19-42	.452	12-13	.923	4	29	33	4.1	13	0	6	10	0	5	95	11.9
22	CROWL, Steven	8-8	252:43	31.6	30-74	.405	3-28	.107	12-23	.522	14	45	59	7.4	18	0	29	15	7	1	75	9.4
11	KLESMIT, Max	8-8	243:60	30.5	20-46	.435	8-23	.348	8-15	.533	2	19	21	2.6	23	0	13	5	2	12	56	7.0
2	DAVIS, Jordan	8-8	198:31	24.8	16-47	.340	6-27	.222	3-5	.600	8	20	28	3.5	15	0	5	3	0	4	41	5.1
14	GILMORE, Carter	8-2	161:05	20.1	12-28	.429	0-6	.000	0-3	.000	9	14	23	2.9	18	0	5	4	1	8	24	3.0
10	LINDSEY, Isaac	7-0	43:12	6.2	4-13	.308	3-7	.429	1-2	.500	0	4	4	0.6	4	0	1	0	0	1	12	1.7
35	ILVER, Markus	6-0	47:36	7.9	3-15	.200	2-10	.200	0-0	.000	4	5	9	1.5	3	0	0	1	0	0	8	1.3
4	MCGEE, Kamari	6-0	24:15	4.0	3-6	.500	1-4	.250	0-0	.000	1	2	3	0.5	5	0	0	2	0	1	7	1.2
21	HODGES, Chris	4-0	09:11	2.3	0-1	.000	0-0	.000	0-0	.000	2	1	3	0.8	2	0	0	0	0	0	0	0.0
13	TAPHORN, Justin	1-0	00:59	1.0	0-0	.000	0-0	.000	0-0	.000	0	0	0	0.0	0	0	0	0	0	0	0	0.0
0	NEATH, Jahcobi	1-0	15:03	15.0	0-3	.000	0-1	.000	0-0	.000	0	0	0	0.0	0	0	1	2	0	1	0	0.0
Team											9	8	17				5					
Total		8	1675		194-480	.404	58-192	.302	61-102	.598	64	205	269	33.6	133	0	95	77	11	64	507	63.4
Opponents		8	1675		188-450	.418	52-169	.308	86-127	.677	75	241	316	39.5	127	1	95	105	35	43	514	64.3

Team Statistics

	WISC	OPP
Scoring	507	514
Points per game	63.4	64.3
Scoring margin	-0.9	-
Field goals-att	194-480	188-450
Field goal pct	.404	.418
3 point fg-att	58-192	52-169
3-point FG pct	.302	.308
3-pt FG made per game	7.3	6.5
Free throws-att	61-102	86-127
Free throw pct	.598	.677
F-Throws made per game	7.6	10.8
Rebounds	269	316
Rebounds per game	33.6	39.5
Rebounding margin	-5.9	-
Assists	95	95
Assists per game	11.9	11.9
Turnovers	77	105
Turnovers per game	9.6	13.1
Turnover margin	+3.5	-
Assist/turnover ratio	1.2	0.9
Steals	64	43
Steals per game	8.0	5.4
Blocks	11	35
Blocks per game	1.4	4.4
Winning streak	0	-
Home win streak	0	-
Attendance	0	62956
Home games-Avg/Game	0-0	4-15739
Neutral site-Avg/Game	-	4-5167

Team Results

Date	Opponent		Score	Att.
11/11/2022	vs Stanford	W	60-50	17927
11/23/2022	vs Dayton	W	43-42	1047
11/24/2022	vs Kansas	Lot	68-69	1185
11/25/2022	vs Southern California	W	64-59	510
12/03/2022	at Marquette	Wot	80-77	17760
12/11/2022	at Iowa	Wot	78-75	12430
01/07/2023	at Illinois	L	69-79	15544
01/14/2023	at Indiana	L	45-63	17222

GAME-BY-GAME STATISTICS

WISCONSIN

Opponent	Date	Score		FG-FGA	PCT	3FG-3FGA	PCT	FT-FTA	PCT	OFF	DEF	TOT	AVG	PF	A	TO	BLK	STL	PTS	AVG
South Dakota	11/07/2022	85-59	W	28-55	.509	12-26	.462	17-23	.739	7	30	37	37.0	15	14	10	4	8	85	85.0
vs Stanford	11/11/2022	60-50	W	22-59	.373	5-20	.250	11-18	.611	9	23	32	34.5	20	9	9	4	11	60	72.5
Green Bay	11/15/2022	56-45	W	16-53	.302	8-19	.421	16-19	.842	15	30	45	38.0	18	8	14	2	6	56	67.0
vs Dayton	11/23/2022	43-42	W	14-59	.237	6-27	.222	9-10	.900	11	28	39	38.3	17	7	10	1	8	43	61.0
vs Kansas	11/24/2022	68-69	Lot	24-62	.387	6-19	.316	14-19	.737	6	29	35	37.6	19	10	6	1	8	68	62.4
vs Southern California	11/25/2022	64-59	W	25-56	.446	10-24	.417	4-8	.500	6	26	32	36.7	7	13	8	1	6	64	62.7
Wake Forest	11/29/2022	75-78	L	24-56	.429	12-28	.429	15-18	.833	6	17	23	34.7	18	14	12	1	7	75	64.4
at Marquette	12/03/2022	80-77	Wot	30-59	.508	12-27	.444	8-13	.615	10	22	32	34.4	20	21	15	1	9	80	66.4
Maryland	12/06/2022	64-59	W	20-47	.426	7-21	.333	17-27	.630	3	27	30	33.9	18	14	8	3	7	64	66.1
at Iowa	12/11/2022	78-75	Wot	33-65	.508	6-22	.273	6-11	.545	4	29	33	33.8	18	17	11	1	12	78	67.3
Lehigh	12/15/2022	78-56	W	31-60	.517	11-21	.524	5-8	.625	11	23	34	33.8	6	16	10	1	6	78	68.3
Western Mich.	12/30/2022	76-66	W	28-54	.519	12-27	.444	8-13	.615	7	21	28	33.3	11	16	4	2	2	76	68.9
Minnesota	01/03/2023	63-60	W	24-55	.436	8-20	.400	7-9	.778	2	22	24	32.6	15	9	9	2	13	63	68.5
at Illinois	01/07/2023	69-79	L	28-64	.438	8-29	.276	5-12	.417	10	24	34	32.7	21	12	9	2	6	69	68.5
Michigan St.	01/10/2023	65-69	L	25-55	.455	9-23	.391	6-8	.750	3	15	18	31.7	18	9	5	1	6	65	68.3
at Indiana	01/14/2023	45-63	L	18-56	.321	5-24	.208	4-11	.364	8	24	32	31.8	11	6	9	0	4	45	66.8
Total		1069		390-915	.426	137-377	.363	152-227	.670	118	390	508	31.8	252	195	149	27	119	1069	66.8
Opponents		1006		374-867	.431	102-316	.323	156-230	.678	130	440	570	35.6	253	163	207	56	80	1006	62.9

Wisconsin Averages

Games Played	Points/game	FG Pct	3FG Pct	FT Pct	Rebounds/game	Assists/game	Turnovers/game	Assist/Turnover ratio	Steals/game	Blocks/game
16	66.8	42.6	36.3	67.0	31.8	12.2	9.3	1.3	7.4	1.7

GAME-BY-GAME STATISTICS

OPPONENT

Opponent	Date	Score		FG-FGA	PCT	3FG-3FGA	PCT	FT-FTA	PCT	OFF	DEF	TOT	AVG	PF	A	TO	BLK	STL	PTS	AVG
South Dakota	11/07/2022	85-59	W	23-57	.404	2-15	.133	11-17	.647	8	26	34	34.0	20	7	10	2	5	59	59.0
vs Stanford	11/11/2022	60-50	W	17-47	.362	1-16	.063	15-23	.652	7	31	38	36.0	20	6	16	9	5	50	54.5
Green Bay	11/15/2022	56-45	W	15-44	.341	2-14	.143	13-23	.565	3	22	25	32.3	18	6	9	2	9	45	51.3
vs Dayton	11/23/2022	43-42	W	16-53	.302	4-27	.148	6-9	.667	11	34	45	35.5	13	6	17	4	4	42	49.0
vs Kansas	11/24/2022	68-69	Lot	24-62	.387	9-29	.310	12-21	.571	14	36	50	38.4	18	15	13	2	5	69	53.0
vs Southern California	11/25/2022	64-59	W	23-56	.411	11-23	.478	2-6	.333	10	26	36	38.0	14	12	14	5	2	59	54.0
Wake Forest	11/29/2022	75-78	L	29-54	.537	8-24	.333	12-16	.750	9	24	33	37.3	20	8	15	2	3	78	57.4
at Marquette	12/03/2022	80-77	Wot	27-53	.509	9-20	.450	14-20	.700	7	19	26	35.9	16	14	12	1	10	77	59.9
Maryland	12/06/2022	64-59	W	21-55	.382	10-24	.417	7-12	.583	8	29	37	36.0	20	9	14	6	4	59	59.8
at Iowa	12/11/2022	78-75	Wot	27-64	.422	7-27	.259	14-17	.824	10	32	42	36.6	16	18	15	2	8	75	61.3
Lehigh	12/15/2022	78-56	W	25-51	.490	4-14	.286	2-2	1.000	3	17	20	35.1	11	9	13	3	6	56	60.8
Western Mich.	12/30/2022	76-66	W	26-57	.456	12-29	.414	2-5	.400	9	23	32	34.8	15	12	7	1	2	66	61.3
Minnesota	01/03/2023	63-60	W	24-55	.436	5-14	.357	7-11	.636	11	29	40	35.2	10	7	20	2	5	60	61.2
at Illinois	01/07/2023	69-79	L	25-53	.472	10-19	.526	19-26	.731	7	30	37	35.4	14	14	10	6	5	79	62.4
Michigan St.	01/10/2023	65-69	L	23-44	.523	7-13	.538	16-17	.941	4	29	33	35.2	12	10	14	3	3	69	62.9
at Indiana	01/14/2023	45-63	L	29-62	.468	1-8	.125	4-5	.800	9	33	42	35.6	16	10	8	6	4	63	62.9
Total		1006		374-867	.431	102-316	.323	156-230	.678	130	440	570	35.6	253	163	207	56	80	1006	62.9
Wisconsin		1069		390-915	.426	137-377	.363	152-227	.670	118	390	508	31.8	252	195	149	27	119	1069	66.8

Opponents Averages

Games Played	Points/game	FG Pct	3FG Pct	FT Pct	Rebounds/game	Assists/game	Turnovers/game	Assist/Turnover ratio	Steals/game	Blocks/game
16	62.9	43.1	32.3	67.8	35.6	10.2	12.9	0.8	5.0	3.5

GAME 1: WISCONSIN 85, SOUTH DAKOTA 59
Nov. 7, 2022 • Madison, Wis. • Kohl Center



Official Basketball Box Score - Final
South Dakota at Wisconsin
11/07/22 Kohl Center, Madison
2022-23 Men's Basketball

Game Time: 7:30 PM
Game Duration: 1:58
Attendance: 14,949

Officials: Larry Sciarrotto, Brian Anselger, Rhett Lamoreaux

Table with columns: NO. Name, Min, FG, 3P, FT, Rebounds, Fouls, TP, AS, TO, ST, Blocks, +/-

Shooting By Period
1st FG% 11-31 35.5%
3PT% 0-7 0.0%
FT% 6-6 100%

Table with columns: NO. Name, Min, FG, 3P, FT, Rebounds, Fouls, TP, AS, TO, ST, Blocks, +/-

Shooting By Period
1st FG% 13-28 46.4%
3PT% 9-15 60.0%
FT% 5-5 100%

Table with columns: SD, UW, Points from, Turnovers, Paint, Second Chance, Fast Breaks, Bench

NOTES: Wisconsin won its home opener for the 7th straight season and the 24th time in the last 25 years...UW is 7-0 in home openers under Greg Gard...Tyler Wahl tallied his 5th career double-double...Max Klesmit, Connor Essegian, Kamari McGee, Chris Hodges, Ross Candelino and Isaac Gard made their UW debuts.

GAME 2: WISCONSIN 60, STANFORD 50
Nov. 11, 2022 • Milwaukee, Wis. • American Family Field



Official Basketball Box Score - Final
Stanford at Wisconsin
11/11/22 American Family Field, Milwaukee
2022-23 Men's Basketball

Game Time: 6:30 PM
Game Duration: 2:05
Attendance: 17,927

Officials: Eric Curry, Brian Droney, John Higgins

Table with columns: NO. Name, Min, FG, 3P, FT, Rebounds, Fouls, TP, AS, TO, ST, Blocks, +/-

Shooting By Period
1st FG% 7-22 31.8%
3PT% 0-9 0.0%
FT% 6-8 75%

Technical Fouls: Keefe 1st 18:35

Table with columns: NO. Name, Min, FG, 3P, FT, Rebounds, Fouls, TP, AS, TO, ST, Blocks, +/-

Shooting By Period
1st FG% 12-24 50.0%
3PT% 3-11 27.3%
FT% 5-8 62.5%

Table with columns: Stan, UW, Points from, Turnovers, Paint, Second Chance, Fast Breaks, Bench

NOTES: Wisconsin opened the season 2-0 for the 3rd straight year and the 5th time in the last 6 years...UW improved to 64-57 all-time in the city of Milwaukee... Tyler Wahl scored in double figures in back-to-back games reaching the mark for the 26th time in his career...Steven Crowl set new career highs with 11 rebounds and 3 blocks...Jordan Davis scored a career-high 13 points.

GAME 3: WISCONSIN 56, GREEN BAY 45
Nov. 15, 2022 • Madison, Wis. • Kohl Center



Official Basketball Box Score - Final
Green Bay at Wisconsin
11/15/22 Kohl Center, Madison
2022-23 Men's Basketball

Game Time: 8:00 PM
Game Duration: 1:57
Attendance: 14,204

Officials: Bill B, Lewis Garrison, Rob Kuennen

Table with columns: NO. Name, Min, FG, 3P, FT, Rebounds, Fouls, TP, AS, TO, ST, Blocks, +/-

Shooting By Period
1st FG% 5-24 20.8%
3PT% 1-10 10.0%
FT% 4-8 50%

Table with columns: NO. Name, Min, FG, 3P, FT, Rebounds, Fouls, TP, AS, TO, ST, Blocks, +/-

Shooting By Period
1st FG% 10-34 29.4%
3PT% 6-11 54.5%
FT% 6-8 75%

Table with columns: UWGB, UW, Points from, Turnovers, Paint, Second Chance, Fast Breaks, Bench

NOTES: Wisconsin won its home opener for the 7th straight season and the 24th time in the last 25 years...UW is 7-0 in home openers under Greg Gard...Tyler Wahl tallied his 5th career double-double...Max Klesmit, Connor Essegian, Kamari McGee, Chris Hodges, Ross Candelino and Isaac Gard made their UW debuts.

GAME 4: WISCONSIN 43, DAYTON 42
Nov. 23, 2022 • Paradise Island, Bahamas. • Imperial Arena



Official Basketball Box Score - Final
Wisconsin at Dayton
11/23/22 Atlantis Resort - Imperial Arena, Paradise Island
2022 Bad Boy Mowers Battle 4 Atlantis

Game Time: 2:30 PM
Game Duration: 1:56
Attendance: 1,047

Officials: Jamie Luckie, Bill Covington, Jr., Owen Shurt

Table with columns: NO. Name, Min, FG, 3P, FT, Rebounds, Fouls, TP, AS, TO, ST, Blocks, +/-

Shooting By Period
1st FG% 8-30 26.7%
3PT% 4-13 30.8%
FT% 9-9 100%

Table with columns: NO. Name, Min, FG, 3P, FT, Rebounds, Fouls, TP, AS, TO, ST, Blocks, +/-

Shooting By Period
1st FG% 6-29 20.7%
3PT% 2-16 12.5%
FT% 0-1 0%

Table with columns: WIS, DAY, Points from, Turnovers, Paint, Second Chance, Fast Breaks, Bench

NOTES: Wisconsin won its home opener for the 7th straight season and the 24th time in the last 25 years...UW is 7-0 in home openers under Greg Gard...Tyler Wahl tallied his 5th career double-double...Max Klesmit, Connor Essegian, Kamari McGee, Chris Hodges, Ross Candelino and Isaac Gard made their UW debuts.

GAME 5: #3 KANSAS 69, WISCONSIN 68 (OT)

Nov. 24, 2022 • Paradise Island, Bahamas • Imperial Arena



Official Basketball Box Score - Final
Wisconsin at Kansas
11/24/22 Atlantis Resort - Imperial Arena, Paradise Island
2022 Bad Boy Mowers Battle 4 Atlantis

Game Time: 11:00 AM
Game Duration: 2:17
Attendance: 1,185

Officials: Mike Roberts, Raymie Styons, Bret Smith

Table with columns: NO., Name, Min, FG, 3P, FT, Rebounds, Fouls, TP, AS, TO, ST, Blocks, +/-, Shooting By Period (1st FG%, 3PT%, 2nd FG%, FT%, 3PT%, GMFG%, FT%, 3PT%)

Technical Fouls: Essegian 1st 14:12; Klesmit 2nd 5:21

Table with columns: NO., Name, Min, FG, 3P, FT, Rebounds, Fouls, TP, AS, TO, ST, Blocks, +/-, Shooting By Period (1st FG%, 3PT%, 2nd FG%, FT%, 3PT%, GMFG%, FT%, 3PT%)

Technical Fouls: NONE

Summary table with columns: WIS, KAN, Biggest lead, Best Scoring Run, Lead Changes, Times Tied, Time with Lead, Points from Turnovers, Paint, Second Chance, Fast Breaks, Bench, Period by Period Scoring

GAME 6: WISCONSIN 64, USC 59

Nov. 25, 2022 • Paradise Island, Bahamas • Imperial Arena



Official Basketball Box Score - Final
Southern California at Wisconsin
11/25/22 Atlantis Resort - Imperial Arena, Paradise Island
2022 Bad Boy Mowers Battle 4 Atlantis

Game Time: 1:00 PM
Game Duration: 1:48
Attendance: 510

Officials: Tony Padilla, Bert Smith, Bret Smith

Table with columns: NO., Name, Min, FG, 3P, FT, Rebounds, Fouls, TP, AS, TO, ST, Blocks, +/-, Shooting By Period (1st FG%, 3PT%, 2nd FG%, FT%, 3PT%, GMFG%, FT%, 3PT%)

Technical Fouls: Essegian 1st 14:12; Klesmit 2nd 5:21

Table with columns: NO., Name, Min, FG, 3P, FT, Rebounds, Fouls, TP, AS, TO, ST, Blocks, +/-, Shooting By Period (1st FG%, 3PT%, 2nd FG%, FT%, 3PT%, GMFG%, FT%, 3PT%)

Technical Fouls: NONE

Summary table with columns: USC, WIS, Biggest lead, Best Scoring Run, Lead Changes, Times Tied, Time with Lead, Points from Turnovers, Paint, Second Chance, Fast Breaks, Bench, Period by Period Scoring

GAME 7: WAKE FOREST 78, WISCONSIN 75

Nov. 29, 2022 • Madison, Wis. • Kohl Center



Official Basketball Box Score - Final
Wake Forest at Wisconsin
11/29/22 Kohl Center, Madison
2022-23 Men's Basketball

Game Time: 8:00 PM
Game Duration: 2:15
Attendance: 14,435

Officials: D.J. Carlensen, Courtney Green, Don Daly

Table with columns: NO., Name, Min, FG, 3P, FT, Rebounds, Fouls, TP, AS, TO, ST, Blocks, +/-, Shooting By Period (1st FG%, 3PT%, 2nd FG%, FT%, 3PT%, GMFG%, FT%, 3PT%)

Technical Fouls: NONE

Table with columns: NO., Name, Min, FG, 3P, FT, Rebounds, Fouls, TP, AS, TO, ST, Blocks, +/-, Shooting By Period (1st FG%, 3PT%, 2nd FG%, FT%, 3PT%, GMFG%, FT%, 3PT%)

Technical Fouls: Lindsey 1st 1:43

Summary table with columns: WF, UW, Biggest lead, Best Scoring Run, Lead Changes, Times Tied, Time with Lead, Points from Turnovers, Paint, Second Chance, Fast Breaks, Bench, Period by Period Scoring

GAME 8: WISCONSIN 80, MARQUETTE 77 (OT)

Dec. 3, 2022 • Milwaukee, Wis. • Fiserv Forum



Official Basketball Box Score - Final
Wisconsin at Marquette
12/03/22 Fiserv Forum, Milwaukee
2022-23 Men's Basketball

Game Time: 3:20 PM
Game Duration: 2:22
Attendance: 17,760

Officials: Jeffrey Anderson, James Breeding, Bert Smith

Table with columns: NO., Name, Min, FG, 3P, FT, Rebounds, Fouls, TP, AS, TO, ST, Blocks, +/-, Shooting By Period (1st FG%, 3PT%, 2nd FG%, FT%, 3PT%, GMFG%, FT%, 3PT%)

Technical Fouls: NONE

Table with columns: NO., Name, Min, FG, 3P, FT, Rebounds, Fouls, TP, AS, TO, ST, Blocks, +/-, Shooting By Period (1st FG%, 3PT%, 2nd FG%, FT%, 3PT%, GMFG%, FT%, 3PT%)

Technical Fouls: NONE

Summary table with columns: WIS, MAR, Biggest lead, Best Scoring Run, Lead Changes, Times Tied, Time with Lead, Points from Turnovers, Paint, Second Chance, Fast Breaks, Bench, Period by Period Scoring

GAME 9: WISCONSIN 64, #13 MARYLAND 59
Dec. 6, 2022 • Madison, Wis. • Kohl Center



Official Basketball Box Score - Final
Maryland at Wisconsin
12/06/22 Kohl Center, Madison
2022-23 Men's Basketball

Game Time: 8:00 PM
Game Duration: 2:07

Officials: D.J. Carstensen, Larry Scroto, Chris Beaver

Maryland - 59

Record: 8-1 (1-1)

Box score table for Maryland vs Wisconsin, including columns for NO. Name, Min, FG, 3P, FT, Rebounds, Fouls, TP, AS, TO, ST, Blocks, +/-.

Technical Fouls: NONE

Shooting By Period table for Maryland, showing 1st FG%, 3PT%, 2nd FG%, FT%, GMFG%, 3PT%, FT%.

Dead Ball Rebounds: 1, 1

Wisconsin - 64

Record: 7-2 (1-0)

Box score table for Wisconsin vs Maryland, including columns for NO. Name, Min, FG, 3P, FT, Rebounds, Fouls, TP, AS, TO, ST, Blocks, +/-.

Technical Fouls: NONE

Shooting By Period table for Wisconsin, showing 1st FG%, 3PT%, 2nd FG%, FT%, GMFG%, 3PT%, FT%.

Dead Ball Rebounds: 4, 3

Summary statistics table for Game 9, including Biggest lead, Best Scoring Run, Lead Changes, Times Tied, Time with Lead.

Points from Turnovers, Paint, Second Chance, Fast Breaks, Bench table for Game 9.

GAME 10: WISCONSIN 78, IOWA 75 (OT)
Dec. 11, 2022 • Iowa City, Iowa • Carver-Hawkeye Arena



Official Basketball Box Score - Final
Wisconsin at Iowa
12/11/22 Carver-Hawkeye Arena, Iowa City
2022-23 Men's Basketball

Game Time: 5:31 PM
Game Duration: 2:10
Attendance: 12,430

Officials: Larry Scroto, Bill Ek, Brooks Wells

Wisconsin - 78

Record: 8-2 (2-0)

Box score table for Wisconsin vs Iowa, including columns for NO. Name, Min, FG, 3P, FT, Rebounds, Fouls, TP, AS, TO, ST, Blocks, +/-.

Technical Fouls: NONE

Shooting By Period table for Wisconsin, showing 1st FG%, 3PT%, 2nd FG%, FT%, GMFG%, 3PT%, FT%.

Dead Ball Rebounds: 1, 0

Iowa - 75

Record: 7-3 (0-1)

Box score table for Iowa vs Wisconsin, including columns for NO. Name, Min, FG, 3P, FT, Rebounds, Fouls, TP, AS, TO, ST, Blocks, +/-.

Technical Fouls: Coach 2, 4, 1, 3

Shooting By Period table for Iowa, showing 1st FG%, 3PT%, 2nd FG%, FT%, GMFG%, 3PT%, FT%.

Dead Ball Rebounds: 1, 0

Summary statistics table for Game 10, including Biggest lead, Best Scoring Run, Lead Changes, Times Tied, Time with Lead.

Points from Turnovers, Paint, Second Chance, Fast Breaks, Bench table for Game 10.

GAME 11: #22 WISCONSIN 78, LEHIGH 56
Dec. 15, 2022 • Madison, Wis. • Kohl Center



Official Basketball Box Score - Final
Lehigh at Wisconsin
12/15/22 Kohl Center, Madison
2022-23 Men's Basketball

Game Time: 6:00 PM
Game Duration: 1:43
Attendance: 12,700

Officials: Courtney Green, Eric Cury, Dáire Carr

Lehigh - 56

Record: 4-5

Box score table for Lehigh vs Wisconsin, including columns for NO. Name, Min, FG, 3P, FT, Rebounds, Fouls, TP, AS, TO, ST, Blocks, +/-.

Technical Fouls: NONE

Shooting By Period table for Lehigh, showing 1st FG%, 3PT%, 2nd FG%, FT%, GMFG%, 3PT%, FT%.

Dead Ball Rebounds: 0, 1

Wisconsin - 78

Record: 9-2

Box score table for Wisconsin vs Lehigh, including columns for NO. Name, Min, FG, 3P, FT, Rebounds, Fouls, TP, AS, TO, ST, Blocks, +/-.

Technical Fouls: NONE

Shooting By Period table for Wisconsin, showing 1st FG%, 3PT%, 2nd FG%, FT%, GMFG%, 3PT%, FT%.

Dead Ball Rebounds: 3, 0

Summary statistics table for Game 11, including Biggest lead, Best Scoring Run, Lead Changes, Times Tied, Time with Lead.

Points from Turnovers, Paint, Second Chance, Fast Breaks, Bench table for Game 11.

GAME 12: #15 WISCONSIN 76, WESTERN MICHIGAN 66
Dec. 30, 2022 • Madison, Wis. • Kohl Center



Official Basketball Box Score - Final
Western Michigan at Wisconsin
12/30/22 Kohl Center, Madison
2022-23 Men's Basketball

Game Time: 7:00 PM
Game Duration: 1:41
Attendance: 15,138

Officials: Kelly Pfeifer, Edwin Young, Don Daly

Western Michigan - 66

Record: 4-9

Box score table for Western Michigan vs Wisconsin, including columns for NO. Name, Min, FG, 3P, FT, Rebounds, Fouls, TP, AS, TO, ST, Blocks, +/-.

Technical Fouls: NONE

Shooting By Period table for Western Michigan, showing 1st FG%, 3PT%, 2nd FG%, FT%, GMFG%, 3PT%, FT%.

Dead Ball Rebounds: 2, 0

Wisconsin - 76

Record: 10-2

Box score table for Wisconsin vs Western Michigan, including columns for NO. Name, Min, FG, 3P, FT, Rebounds, Fouls, TP, AS, TO, ST, Blocks, +/-.

Technical Fouls: NONE

Shooting By Period table for Wisconsin, showing 1st FG%, 3PT%, 2nd FG%, FT%, GMFG%, 3PT%, FT%.

Dead Ball Rebounds: 1, 2

Summary statistics table for Game 12, including Biggest lead, Best Scoring Run, Lead Changes, Times Tied, Time with Lead.

Points from Turnovers, Paint, Second Chance, Fast Breaks, Bench table for Game 12.

GAME 13: #14 WISCONSIN 63, MINNESOTA 60
Jan. 3, 2023 • Madison, Wis. • Kohl Center



Official Basketball Box Score - Final
Minnesota at Wisconsin
01/03/23 Kohl Center, Madison
2022-23 Men's Basketball

Game Time: 8:00 PM
Game Duration: 1:50
Attendance: 13,850

Officials: Larry Scrotto, Earl Walton, LaMar Simpson

Main game statistics table for Game 13, including player names, minutes, FG, 3P, FT, Rebounds, Fouls, TP, AS, TO, ST, Blocks, +/-, and team totals.

Shooting By Period table for Game 13, showing FG%, FT%, and GMFG% for 1st and 2nd halves.

Technical Fouls: Ola-Joseph 2 (16:43)

Main game statistics table for Game 13, including player names, minutes, FG, 3P, FT, Rebounds, Fouls, TP, AS, TO, ST, Blocks, +/-, and team totals.

Shooting By Period table for Game 13, showing FG%, FT%, and GMFG% for 1st and 2nd halves.

Technical Fouls: NONE

Summary statistics table for Game 13, including Biggest lead, Best Scoring Run, Lead Changes, Times Tied, Time with Lead, Points from Turnovers, Second Chance, Fast Breaks, and Period by Period Scoring.

GAME 14: ILLINOIS 79, #14 WISCONSIN 69
Jan. 7, 2023 • Champaign, Ill. • State Farm Center



Official Basketball Box Score - Final
Wisconsin at Illinois
01/07/23 State Farm Center, Champaign, Ill.
2022-23 Men's Basketball

Game Time: 12:30 PM
Game Duration: 2:03
Attendance: 15,544

Officials: D.J. Carstensen, Kelly Pfeiler, Lewis Garrison

Main game statistics table for Game 14, including player names, minutes, FG, 3P, FT, Rebounds, Fouls, TP, AS, TO, ST, Blocks, +/-, and team totals.

Shooting By Period table for Game 14, showing FG%, FT%, and GMFG% for 1st and 2nd halves.

Technical Fouls: NONE

Main game statistics table for Game 14, including player names, minutes, FG, 3P, FT, Rebounds, Fouls, TP, AS, TO, ST, Blocks, +/-, and team totals.

Shooting By Period table for Game 14, showing FG%, FT%, and GMFG% for 1st and 2nd halves.

Technical Fouls: NONE

Summary statistics table for Game 14, including Biggest lead, Best Scoring Run, Lead Changes, Times Tied, Time with Lead, Points from Turnovers, Second Chance, Fast Breaks, and Period by Period Scoring.

GAME 15: MICHIGAN STATE 69, #18 WISCONSIN 65
Jan. 10, 2023 • Madison, Wis. • Kohl Center



Official Basketball Box Score - Final
Michigan St. at Wisconsin
01/10/23 Kohl Center, Madison
2022-23 Men's Basketball

Game Time: 6:00 PM
Game Duration: 2:00
Attendance: 14,260

Officials: Rob Riley, Chris Beaver, Brooks Weiss

Main game statistics table for Game 15, including player names, minutes, FG, 3P, FT, Rebounds, Fouls, TP, AS, TO, ST, Blocks, +/-, and team totals.

Shooting By Period table for Game 15, showing FG%, FT%, and GMFG% for 1st and 2nd halves.

Technical Fouls: NONE

Main game statistics table for Game 15, including player names, minutes, FG, 3P, FT, Rebounds, Fouls, TP, AS, TO, ST, Blocks, +/-, and team totals.

Shooting By Period table for Game 15, showing FG%, FT%, and GMFG% for 1st and 2nd halves.

Technical Fouls: NONE

Summary statistics table for Game 15, including Biggest lead, Best Scoring Run, Lead Changes, Times Tied, Time with Lead, Points from Turnovers, Second Chance, Fast Breaks, and Period by Period Scoring.

GAME 16: INDIANA 63, #18 WISCONSIN 45
Jan. 14, 2023 • Bloomington, Ind. • Simon Skjodt Assembly Hall



Official Basketball Box Score - Final
Wisconsin at Indiana
01/14/23 Simon Skjodt Assembly Hall, Bloomington, Ind.
2022-23 Men's Basketball

Game Time: 1:00 PM
Game Duration: 1:52
Attendance: 17,222

Officials: James Bradley, DJ Carstensen, John Floyd

Main game statistics table for Game 16, including player names, minutes, FG, 3P, FT, Rebounds, Fouls, TP, AS, TO, ST, Blocks, +/-, and team totals.

Shooting By Period table for Game 16, showing FG%, FT%, and GMFG% for 1st and 2nd halves.

Technical Fouls: NONE

Main game statistics table for Game 16, including player names, minutes, FG, 3P, FT, Rebounds, Fouls, TP, AS, TO, ST, Blocks, +/-, and team totals.

Shooting By Period table for Game 16, showing FG%, FT%, and GMFG% for 1st and 2nd halves.

Technical Fouls: NONE

Summary statistics table for Game 16, including Biggest lead, Best Scoring Run, Lead Changes, Times Tied, Time with Lead, Points from Turnovers, Second Chance, Fast Breaks, and Period by Period Scoring.

SPECIAL STATISTICS

Game	Pts off T/O (Wis / Opp)	Pts in Paint (Wis / Opp)	2nd Chance Pts (Wis / Opp)	Fast Break Pts (Wis / Opp)	Bench Pts (Wis / Opp)
11/07/22 SOUTH DAKOTA	8 / 12	26 / 24	8 / 8	13 / 5	23 / 18
11/11/22 vs. Stanford	18 / 10	26 / 30	8 / 10	6 / 2	10 / 16
11/15/22 GREEN BAY	10 / 8	16 / 22	17 / 2	5 / 0	11 / 22
11/23/22 vs. Dayton	8 / 7	16 / 20	13 / 4	0 / 4	24 / 9
11/24/22 vs. Kansas	13 / 4	34 / 26	10 / 11	5 / 7	22 / 2
11/25/22 vs. USC	15 / 18	26 / 12	5 / 10	11 / 10	17 / 11
11/29/22 WAKE FOREST	17 / 10	22 / 36	11 / 8	6 / 5	15 / 13
12/03/22 at Marquette	10 / 18	28 / 34	8 / 6	8 / 12	17 / 18
12/06/22 MARYLAND	7 / 5	18 / 24	4 / 7	9 / 10	10 / 15
12/11/22 at Iowa	13 / 8	52 / 36	4 / 12	2 / 10	22 / 5
12/15/22 LEHIGH	20 / 15	38 / 28	10 / 2	0 / 10	20 / 5
12/30/22 W. MICHIGAN	9 / 3	32 / 22	11 / 8	4 / 6	14 / 18
01/3/23 MINNESOTA	21 / 5	32 / 28	0 / 12	5 / 2	16 / 11
01/7/23 at Illinois	15 / 9	38 / 26	10 / 4	5 / 7	7 / 21
01/10/23 MICHIGAN STATE	27 / 2	30 / 26	2 / 9	0 / 7	20 / 8
01/14/23 at Indiana	5 / 7	22 / 42	8 / 10	2 / 3	19 / 6
RUNNING TOTAL	207 / 141	394 / 408	129 / 124	81 / 100	267 / 199
PER GAME AVERAGE	12.9 / 8.8	24.6 / 25.5	8.1 / 7.8	5.1 / 6.3	16.7 / 12.4

TEAM SUPERLATIVES

WISCONSIN

HIGH

LOW

• Points	85	SOUTH DAKOTA (11/7/22)	43	vs. Dayton (11/23/22)
• First-Half Points	41	vs. Marquette (12/3/22)	20	at Indiana (1/14/23)
• Second-Half Points	47	2x; MR vs Western Michigan (12/30/22)	20	vs. Dayton (11/23/22)
• Field Goals Made	33	at Iowa (12/11/22)	14	vs. Dayton (11/23/22)
• Field Goal Attempts	65	at Iowa (12/11/22)	47	Maryland (12/6/22)
• Field Goal Percentage	.519 (28-54)	vs. Western Michigan (12/30/22)	.237 (14-59)	vs. Dayton (11/23/22)
• 3-Point Field Goals Made	12	4x; MR Western Michigan (12/30/22)	5	2x; MR at Indiana (1/14/23)
• 3-Point Field Goal Attempts	29	at Illinois (1/7/23)	19	2x; MR vs. Kansas (11/24/22)
• 3-Point Field Goal Pct. (min. 10 att.)	.524 (11-21)	Lehigh (12/15/22)	.208 (5-24)	at Indiana (1/14/23)
• Free Throws Made	17	2x; MR MARYLAND (12/6/22)	4	2x; MR at Indiana (1/14/23)
• Free Throw Attempts	27	vs. Maryland (12/6/22)	8	2x; MR vs. Michigan St. (1/10/23)
• Free Throw Pct. (min. 15 att.)	.842 (16-19)	vs. GREEN BAY (11/15/22)	.611 (11-18)	vs. Stanford (11/11/22)
• Offensive Rebounds	15	vs. GREEN BAY (11/15/22)	2	vs. Minnesota (1/3/23)
• Defensive Rebounds	30	2x; MR GREEN BAY (11/15/22)	15	vs. Michigan St. (1/10/23)
• Total Rebounds	45	GREEN BAY (11/15/22)	18	vs. Michigan St. (1/10/23)
• Fouls	21	at Illinois (1/7/23)	6	vs. Lehigh (12/15/22)
• Assists	21	vs. Marquette (12/3/22)	6	at Indiana (1/14/23)
• Turnovers	15	vs. Marquette (12/3/22)	4	vs. Western Michigan (12/30/22)
• Steals	13	vs. Minnesota (1/3/23)	2	vs. Western Michigan (12/30/22)
• Blocked Shots	4	2x; MR vs. Stanford (11/11/22)	0	at Indiana (1/14/23)

OPPONENT

HIGH

LOW

• Points	79	at Illinois (1/7/23)	42	vs. Dayton (11/23/22)
• First-Half Points	37	WAKE FOREST (11/29/22)	14	vs. Dayton (11/23/22)
• Second-Half Points	49	at Illinois (1/7/23)	24	vs. Lehigh (12/15/22)
• Field Goals Made	29	2x; MR at Indiana (1/14/23)	15	GREEN BAY (11/15/22)
• Field Goal Attempts	64	at Iowa (12/11/22)	44	2x; MR vs. Michigan St. (1/10/23)
• Field Goal Percentage	.537 (29-54)	WAKE FOREST (11/29/22)	.302 (16-53)	vs. Dayton (11/23/22)
• 3-Point Field Goals Made	12	vs. Western Michigan (12/30/22)	1	2x; MR at Indiana (1/14/23)
• 3-Point Field Goal Attempts	29	2x; MR vs. Western Michigan (12/30/22)	8	at Indiana (1/14/23)
• 3-Point Field Goal Pct. (min. 10 att.)	.538 (7-13)	vs. Michigan St. (1/10/23)	.063 (1-16)	vs. Stanford (11/11/22)
• Free Throws Made	19	at Illinois (1/7/23)	2	3x; MR vs. Western Michigan (12/30/22)
• Free Throw Attempts	26	at Illinois (1/7/23)	2	vs. Lehigh (12/15/22)
• Free Throw Pct. (min. 10 att.)	.941 (16-17)	vs. Michigan St. (1/10/23)	.565 (13-23)	GREEN BAY (11/15/22)
• Offensive Rebounds	14	vs. Kansas (11/24/22)	3	2x; Lehigh (12/15/22)
• Defensive Rebounds	36	vs. Kansas (11/24/22)	17	vs. Lehigh (12/15/22)
• Total Rebounds	50	vs. Kansas (11/24/22)	20	vs. Lehigh (12/15/22)
• Fouls	20	4x; Maryland (12/6/22)	11	vs. Lehigh (12/15/22)
• Assists	18	vs. Iowa (12/11/22)	6	3x; MR vs. Dayton (11/23/22)
• Turnovers	20	vs. Minnesota (1/3/23)	7	vs. Western Michigan (12/30/22)
• Steals	10	vs. Marquette (12/3/22)	2	2x; MR vs. Western Michigan (12/30/22)
• Blocked Shots	9	vs. Stanford (11/11/22)	1	vs. Western Michigan (12/30/22)

MISCELLANEOUS

HIGH

SECOND-HIGHEST

• UW's Largest Deficit Overcome in Win	7 (6:59 1H) vs. USC (11/25/22)	6 (16:38 2H) at Iowa (12/11/22)
• UW's Largest Deficit Overcome in Win (2nd Half/OT)	6 (16:38 2H) at Iowa (12/11/22)	--
• UW's Largest Lead Surrendered in Loss	6 (00:05 1H) WAKE FOREST (11/29/22)	5 (2x) MR (5:45 2H) vs. Michigan St. (1/10/23)
• UW's Largest Lead Surrendered in Loss (2nd Half/OT)	7 (19:15 2H) WAKE FOREST (11/29/22)	--
• UW's Largest Halftime Lead	17 GREEN BAY (11/15/22)	12 vs. Stanford (11/11/22)
• UW's Largest Halftime Deficit	13 vs. Kansas (11/24/22)	3 (2x) MR at Illinois (1/7/23)
• UW's Largest Lead	28 (83-55, 0:46) SOUTH DAKOTA (11/7/22)	25 (78-53, 1:02 2H) Lehigh (12/15/22)
• UW's Largest Deficit	21 (61-40, 2:51 2H) at Indiana (1/14/23)	15 (2x); MR (5:34 2H) at Illinois (1/7/23)

INDIVIDUAL SUPERLATIVES

WISCONSIN	HIGH	SECOND-HIGHEST
• Points	25	Steven Crowl (vs. Western Michigan - 12/30/22) 23
• First-Half Points	16	Hepburn (Marquette - 11/29/22) 12
• Second-Half Points	20	Steven Crowl (vs. Western Michigan - 12/30/22) 18
• Field Goals Made	9	3x; MR Crowl (vs. Michigan St. - 1/10/23) 9
• Field Goal Attempts	19	Tyler Wahl (vs. Kansas - 11/24/22) 18
• Field Goal Percentage (min. 6 made)	.700 (7-10)	Chucky Hepburn (at Marquette - 12/3/22) .692 (9-13)
• 3-Point Field Goals Made	6	Chucky Hepburn (vs. Wake Forest - 11/29/22) 5
• 3-Point Field Goal Attempts	12	Chucky Hepburn (vs. Wake Forest - 11/29/22) 7
• 3-Point Field Goal Pct. (min. 3 made)	.833 (5-6)	Chucky Hepburn (at Marquette - 12/3/22) .750 (3-4)
• Free Throws Made	9	Tyler Wahl (SOUTH DAKOTA - 11/7/22) 7
• Free Throw Attempts	10	Tyler Wahl (SOUTH DAKOTA - 11/7/22) 8
• Free Throw Pct. (min. 7 made)	.900 (9-10)	Tyler Wahl (SOUTH DAKOTA - 11/7/22) .875 (7-8)
• Offensive Rebounds	4	3x; MR Steven Crowl (at Illinois 1/7/23) 3
• Defensive Rebounds	9	2x; MR Essegian (at Indiana - 1/14/23) 8
• Total Rebounds	12	Steven Crowl (at Illinois - 1/7/23) 11
• Fouls	5	Jordan Davis (vs. Wake Forest - 11/29/22) 5
• Assists	7	2x; MR Chucky Hepburn (at Illinois - 1/7/23) 5
• Turnovers	5	Tyler Wahl (Marquette - 12/3/22) 4
• Steals	5	Chucky Hepburn (vs. Minnesota - 1/3/23) 4
• Blocked Shots	3	Steven Crowl (vs. Stanford - 11/11/22) 2

OPPONENT	HIGH	SECOND-HIGHEST
• Points	32	Tyree Appleby (vs. Wake Forest - 11/29/22) 29
• First-Half Points	17	Perrott-Hunt (SOUTH DAKOTA - 11/7/22) 13
• Second-Half Points	20	Tyree Appleby (vs. Wake Forest - 11/29/22) 17
• Field Goals Made	11	Tyree Appleby (vs. Wake Forest - 11/29/22) 10
• Field Goal Attempts	20	2x; MR Wilson (vs. Kansas - 11/24/22) 17
• Field Goal Percentage (min. 7 made)	.700 (7-10)	Evan Taylor (vs. Lehigh - 11/15/22) .692 (9-13)
• 3-Point Field Goals Made	6	Coleman Hawkins (at Illinois - 1/7/23) 5
• 3-Point Field Goal Attempts	9	2x; MR Coleman Hawkins (at Illinois - 1/7/23) 8
• 3-Point Field Goal Pct. (min. 3 made)	1.000 (3-3)	Tyson Walker (vs. Michigan St. - 1/10/23) .833 (5-6)
• Free Throws Made	9	2x; MR Shannon Jr. (at Illinois - 1/7/23) 7
• Free Throw Attempts	14	Jalen Wilson (vs. Kansas - 11/24/22) 12
• Free Throw Pct. (min. 5 made)	1.000 (6-6)	3x; MR Hauser (vs. Michigan St. - 1/10/23) .875 (7-8)
• Offensive Rebounds	5	Jordan Geronimo (at Indiana - 1/14/23) 4
• Defensive Rebounds	14	Jalen Wilson (vs. Kansas - 11/24/22) 12
• Total Rebounds	14	Jalen Wilson (vs. Kansas - 11/24/22) 12
• Fouls	5	2x; Donald Carey (MARYLAND - 12/6/22) 4
• Assists	8	2x; MR Hoggard (vs. Michigan St. - 1/10/23) 7
• Turnovers	6	Jamison Battle (vs. Minnesota - 1/3/23) 5
• Steals	4	Zae Blake (GREEN BAY - 11/15/22) 3
• Blocked Shots	5	Trayce Jackson-Davis (at Indiana - 1/14/23) 4

THE LAST TIME WISCONSIN...

Wisconsin Team

UW ranked No. 1 in AP Top 25: Feb. 21, 2007
UW ranked in AP Top 25: No. 14 (1/2/23)
UW ranked in USA Today Coaches Poll: No. 15 (1/2/23)
Played AP No. 1-ranked opponent: Win vs. Villanova, 65-62 (3/18/17)
Defeated AP No. 1-ranked opponent: Villanova, 65-62 (3/18/17)
Played AP No. 2-ranked opponent: Win vs. Michigan, 64-54 (1/19/19)
Defeated opponent ranked 3-10 by AP: Win vs. No. 8 Purdue, 70-67 (3/1/22)
Defeated opponent ranked 11-25 by AP: Win vs. No. 13 Maryland, 64-59 (12/6/22)
Defeated AP Top 25 opponent on the road: Win at No. 17 Michigan State, 70-62 (2/8/22)

Scoring

Scored 20 or more points: 22, Chucky Hepburn; 20, Steven Crowl at Illinois (1/7/23)
Scored 30 or more points: 30, Johnny Davis at Indiana (2/15/22)
Scored 40 or more points: 43, Frank Kaminsky vs. North Dakota (11/19/13)
Two or more Badgers scored 30 points, same game: Joe Franklin (31) and Chuck Nagle (30) vs. Purdue (3/2/68) — only other time this happened in school history was Jack Brens (31) and Ken Siebel (31) vs. Utah (12/28/62)
Two or more Badgers scored 20 points, same game: Chucky Hepburn (22) and Steven Crowl (20) at Illinois (1/7/23)
Three or more Badgers scored 20 points, same game: Jon Leuer (24), Josh Gasser (21), Jordan Taylor (20), vs. PVAMU (11/14/10)
Scored 20 points in one half: Steven Crowl (20 in 2nd Half) vs. Western Michigan (12/30/22)
Scored 20 points/two straight games: Johnny Davis (30 at Indiana, 2/15/22; 25 vs. Michigan, 2/20/22)
Scored 20 points/three straight games: Johnny Davis (26 vs. Iowa, 1/6/22; 37 at #3 Purdue, 1/3/22; 20 vs. Illinois State, 12/29/21)
Scored 20 points/four straight games: Johnny Davis (26 vs. Iowa, 1/6/22; 37 at #3 Purdue, 1/3/22; 20 vs. Illinois State, 12/29/21; 24 at #21 Ohio State, 12/11/21)
Scored 20 points/five straight games: Johnny Davis (26 vs. Iowa, 1/6/22; 37 at #3 Purdue, 1/3/22; 20 vs. Illinois State, 12/29/21; 24 at #21 Ohio State, 12/11/21; 23 vs. Indiana, 12/8/21)
Scored 30 points/two straight games: Michael Finley (30 at Michigan, 1/29/94; 32 vs. Michigan State, 2/2/94)
No Badger scored in double figures: vs. Marquette (12/8/12)
One Badger scored in double figures: 14, Connor Essegian at Indiana (1/14/23)
Four players scored in double figures: Steven Crowl (15), Jordan Davis (14), Tyler Wahl (13), Connor Essegian (13) vs. Lehigh (12/15/22)
Five players scored in double figures: Johnny Davis (25), Steven Crowl (11), Brad Davison (10), Chucky Hepburn (10), and Tyler Wahl (10) vs. Michigan (2/20/22)
Six players scored in double figures: Reuvers (19), Davison (15), Ford (12), King (12), Trice (11) and Pritzl (10) vs. Green Bay (11/21/19)
UW Scored 70 or more points: 76, vs. Western Michigan (12/30/22)
UW Scored 80 or more points: 80, Marquette (12/3/22)
UW Scored 90 or more points: 92, vs. Arkansas-Pine Bluff (11/27/20)
UW Scored 100 or more points: 101, vs. Savannah State (12/13/18)

Field Goal Shooting

Shot 90 percent or better (min. 10 att.): .900 (9-10), Carlton McGee vs. Michigan (2/26/92)
UW shot 50 percent or better: .519, vs. Western Michigan (12/30/22)
UW shot 60 percent or better: .603, vs. Houston Baptist (11/17/18)
UW shot 70 percent or better: .744, vs. Army (12/30/79)
UW made 30 or more field goals: 31, vs. Lehigh (12/15/22)
UW made 40 or more field goals: 42, vs. Iowa (3/9/94)
UW made 50 or more field goals: Has not happened
UW attempted 60 or more field goals: 64, at Illinois (1/7/23)
UW attempted 70 or more field goals: 70, vs. Iowa (2/18/21)
UW attempted 80 or more field goals: 83, vs. Northwestern (1/28/95)
UW attempted 100 or more field goals: 102, vs. South Dakota (12/9/72)

3-Point Field Goal Shooting

Made 5 or more 3-point field goals: Chucky Hepburn (5-6 3FG) vs. Marquette (12/3/22)
UW shot 40 percent or better (min. 8 att.): .400 (8-20) vs. Minnesota (1/3/23)
UW shot 50 percent or better (min. 8 att.): .524 (11-21) vs. Lehigh (12/15/22)
UW shot 60 percent or better (min. 8 att.): .640 (16-25), vs. Louisville (12/19/20)
UW shot 70 percent or better (min. 8 att.): .727, at Indiana (2/25/10)
UW shot 80 percent or better (min. 8 att.): .889, vs. North Dakota St. (12/10/86)
UW shot 90 percent or better (min. 8 att.): .900, at Illinois (1/25/97)
UW made 10 or more 3-point field goals: 12, vs. Western Michigan (12/30/22)
UW made 15 or more 3-point field goals: 16, vs. Louisville (12/19/20)
UW attempted 30 or more 3-point field goals: 31, vs. Illinois (2/27/21)
UW attempted 40 or more 3-point field goals: 40, vs. Temple (12/3/01)

Double-Double / Triple-Double

Had a triple-double: Ethan Happ (13 pts, 12 reb, 11 ast) vs. Northwestern (1/26/19)
Had a double-double (Pts/Reb): Connor Essegian (14 pts, 11 reb) at Indiana (1/14/23)
Had a double-double (Pts/Ast): Ethan Happ (10 p, 11 r, 12a) vs. Coppin St. (11/6/18)
Had a double-double (Ast/Reb): Ethan Happ (10p, 11r, 12a) vs. Coppin St. (11/6/18)
Had a double-double in consecutive games: Johnny Davis (1/30/21 and 2/2/22)
Two with double-double: Potter (24 p, 13 r) & Davison (11 p, 13 r) at Penn State (1/11/20)

Free Throw Shooting

Perfect at the FT line (min. 10 att.): 10-10, Brad Davison at Indiana (2/15/22)
UW shot 80 percent or better (min. 12 att.): .842 (16-19) vs. Green Bay (11/15/22)
UW shot 90 percent or better (min. 12 att.): .900 (19-21), vs. Green Bay (11/12/21)
UW shot 100 percent (min. 12 att.): 15-15, vs. Nebraska (12/22/20)
UW made 20 or more free throws: 20, vs. Nebraska (3/6/22)
UW made 30 or more free throws: 30, vs. Minnesota (2/13/14)
UW made 40 or more free throws: 40, vs. Minnesota (1/12/53)
UW attempted 30 or more free throws: 32, vs. Illinois State (12/29/21)
UW attempted 40 or more free throws: 42, at Illinois (2/3/13)
UW attempted 50 or more free throws: 50, at Indiana (2/12/62)
UW attempted 60 or more free throws: 61, at Michigan (2/21/53)

Rebounds

Had 10+ rebounds: 11, Connor Essegian at Indiana (1/14/23)
Had 15+ rebounds: 15, Johnny Davis vs. Minnesota (1/30/22)
Had 20+ rebounds: 25, Joe Chrmelich vs. St. Mary's (12/2/76)
Had 30+ rebounds: 30, Paul Morrow vs. Purdue (1/3/53)
Had 10+ reb. in consecutive games: Johnny Davis, Two Straight (1/30/21, 2/2/22)
UW had 40+ rebounds: 45, vs. Green Bay (11/15/22)
UW had 50+ rebounds: 50, vs. Green Bay (11/12/21)

Assists

Had 10 or more assists: 11, Ethan Happ vs. Northwestern (1/26/19)
Had 15 or more assists: Has not happened
UW had 20 or more assists: 22, vs. Louisville (12/19/20)
UW had 30 or more assists: 30, vs. Iowa (3/9/94)

Blocked Shots

Had 5 or more blocked shots: 9 Nate Reuvers vs. Eastern Illinois (11/8/19)
Had 10 or more blocked shots: Has not happened
UW had 10 or more blocked shots: 10 vs. Eastern Illinois (11/25/20)
UW had 15 or more blocked shots: Has not happened

Steals

Had 5 or more steals: 5, (2x) Chucky Hepburn vs. Minnesota (1/3/23)
Had 10 or more steals: 10, Mike Kelley vs. Texas (12/7/99)
UW had 10 or more steals: 13, vs. Minnesota (1/3/23)
UW had 15 or more steals: 16, (2x) MR vs. California (12/2/12)

Turnovers

UW had 1 or fewer turnovers: 1, vs. Iowa (1/20/15)
UW had 5 or fewer turnovers: 4, vs. Michigan State (1/10/23)
UW had 0 turnovers in a half: 0 in 2H, vs. Western Michigan (12/30/22)
Opponent committed 15 or more turnovers: 15, at Iowa (12/11/22)
Opponent committed 20 or more turnovers: 20, vs. Illinois (2/27/21)

Overtime

Won a game in overtime: OT at Iowa (78-75), 12/11/22
Lost a game in overtime: vs. Kansas (69-68), 11/24/22
Played a 2-overtime game: win vs. Indiana (80-73), 1/7/21
Played a 3-overtime game: loss vs. Indiana (85-86), 2/16/87
Played in consecutive OT games: (3) vs. Iowa (2/6/13), vs. Mich. (2/9/13), at Minn. (2/14/13)

Miscellaneous

Hit a buzzer beater: vs. Xavier, 3/20/16 (Bronson Koenig hits 3PT in corner, UW 66-63)
Won after trailing by at least 10 pts in second half: 17 vs. Indiana, 12/8/21 (down 42-25, 19:43 remaining - won 64-59)
Won after trailing by at least 15 pts in second half: 17 vs. Indiana, 12/8/21 (down 42-25, 19:43 remaining - won 64-59)
UW scored 10 straight points or more: 12-0 (4:57 2H) vs. Lehigh (12/15/22)
UW scored 15 straight points or more: 16-0 (16:14 - 10:57 2H) vs. Nicholls (12/15/21)
UW held opp. scoreless 5:00 or longer: 10:24 (17:26 - 7:02 1H) vs. Penn State (2/5/22)
UW held opp. scoreless for 8:00 or longer: 10:24 (17:26 - 7:02 1H) vs. Penn State (2/5/22)