



# BASKETBALL

## 2021-22 GAME NOTES

J.D. CAMPBELL • ASSOCIATE AD (MBB CONTACT)

JC56@INDIANA.EDU • 812-322-1437 • TWITTER/INSTAGRAM: @JDCAMZIST

### 2021-22 SCHEDULE

| DATE    | OPPONENT             | TIME (ET)      | TV/SCORE         |
|---------|----------------------|----------------|------------------|
| N. 9    | Eastern Michigan     | 6 p.m.         | W, 68-62         |
| N. 12   | Northern Illinois    | 7 p.m.         | W, 85-49         |
| N. 17   | St. John's^          | 9 p.m.         | W, 76-74         |
| N. 21   | Louisiana            | 7:30 p.m.      | W, 76-44         |
| N. 23   | Jackson State        | 7 p.m.         | W, 70-35         |
| N. 27   | Marshall             | 7 p.m.         | W, 90-79         |
| N. 30   | at Syracuse@         | 7 p.m.         | L, 110-112 (20T) |
| D. 4    | Nebraska+            | Noon           | W, 68-55         |
| D. 8    | at #22/17 Wisconsin+ | 7 p.m.         | L, 59-64         |
| D. 12   | Merrimack            | Noon           | W, 81-49         |
| D. 18   | vs. Notre Dame%      | 2:30 p.m.      | W, 64-56         |
| D. 22   | Northern Kentucky    | 7 p.m.         | W, 79-61         |
| D. 29   | UNC Asheville        | 7 p.m.         | Canceled         |
| J. 2    | at Penn State+       | 4 p.m.         | BTN              |
| J. 6    | Ohio State+          | 7 p.m.         | FS1              |
| J. 9    | Minnesota+           | Noon           | FS1              |
| J. 13   | at Iowa+             | 9 p.m.         | FS1              |
| J. 17   | at Nebraska+         | 6 p.m.         | BTN              |
| J. 20   | Purdue+              | 7 p.m.         | FS1              |
| J. 23   | Michigan+            | Noon/2:30 p.m. | CBS              |
| J. 26   | Penn State+          | 8:30 p.m.      | BTN              |
| J. 29   | at Maryland+         | 2:30 p.m.      | FOX              |
| F. 5    | Illinois+            | Noon           | ESPN/2           |
| F. 8    | at Northwestern+     | 9 p.m.         | BTN              |
| F. 12   | at Michigan State+   | 3:30 p.m.      | FOX              |
| F. 15   | Wisconsin+           | 9 p.m.         | ESPN/2           |
| F. 19   | at Ohio State+       | Noon           | ESPN             |
| F. 24   | Maryland+            | 7 p.m.         | FS1              |
| F. 27   | at Minnesota+        | 6 p.m.         | ESPN2/U          |
| M. 2    | Rutgers+             | 7 p.m.         | BTN              |
| M. 5    | at Purdue+           | Noon/2 p.m.    | ESPN/2           |
| M. 9-12 | Big Ten Tournament!  | TBD            | TBD              |

Home games in **bold**

^ - Gavitt Game

@ - ACC/Big Ten Challenge

+ - Big Ten Conference Game

% - Crossroads Classic (Gainbridge Fieldhouse)

! - Big Ten Tournament (Gainbridge Fieldhouse)

#### UPCOMING MEDIA AVAILABILITY

| DATE | OPPONENT   | TIME       | LOCATION |
|------|------------|------------|----------|
| D.31 | Penn State | 10:30 a.m. | Zoom     |

#### INSIDE INDIANA BASKETBALL WITH MIKE WOODSON

| DATE  | LOCATION                  | TIME   |
|-------|---------------------------|--------|
| J. 3  | Southern Stone Restaurant | 7 p.m. |
| J. 10 | Southern Stone Restaurant | 7 p.m. |



### INDIANA (10-2, 1-1 BIG) AT PENN STATE (5-5, 0-2 BIG)

Sunday, January 2 • 4 p.m. ET

Bryce Jordan Center (15,261) • University Park, Pa.

TV: BTN (Jason Horowitz and Len Elmore)

Radio: IU Radio Network (Don Fischer, Errek Suhr, Joe Smith)

Series History: Indiana leads 41-12

Last Meeting: IU 87, PSU 85 (OT) (Dec. 30, 2020 in Bloomington)

Rankings: KenPom (28th), NET (45th)

#### OPENING TIP

Indiana University is in its 122nd season of competition in men's basketball and will resume Big Ten conference play when it visits Penn State on Sunday. IU is coming off a 79-61 win over Northern Kentucky. The Nittany Lions have been limited due to COVID-19 and have not played since falling at Michigan State, 80-64, on December 11. Last year, IU won the only meeting 87-85 in overtime in Simon Skjodt Assembly Hall. PSU won the last meeting in the Bryce Jordan Center, 64-49, on Jan. 29, 2020.

#### COACH MIKE WOODSON

IU Hall of Famer, All-American, Big Ten MVP and Indiana native **Mike Woodson** is the first Hoosier graduate to lead the program at the start of the season since Lou Watson in 1965. Woodson brings nine years of NBA head coaching experience (Atlanta Hawks and New York Knicks) back to his alma mater and worked for seven franchises as an assistant coach and won an NBA title in 2004 with the Detroit Pistons. He played 11 seasons in the NBA as a player and is the fifth all-time leading scorer in program history with 2,061 points. PSU Coach **Micah Shrewsberry** is in his first year with the Nittany Lions after serving as a long-time assistant at Purdue.

#### SOME NUMBERS

IU leads the Big Ten and is second nationally in defensive field goal percentage (35.0%) and is third in the B1G in scoring defense (61.7 ppg). The Hoosiers also hold opponents to 28.0% shooting from long distance (4th) and average 5.92 blocked shots (2nd).

#### RECENT TOP IU NON-CONFERENCE RECORDS

2007-08: 12-1 2011-12: 13-0 2012-13: 12-1 2019-20: 10-1 2021-22: 9-1

#### ALL-AMERICAN TRAYCE JACKSON-DAVIS

Jr./So. All-American forward **Trayce Jackson-Davis** is living up to his preseason accolades averaging 19.3 points (5th in B1G), 8.5 rebounds (5th), shooting 61.8% from the floor (3rd) and contributing 3.2 blocked shots per game (1st). He had 31 points and 16 boards at Syracuse. **He set a Simon Skjodt Assembly Hall record by scoring 43 points against Marshall, breaking the previous mark (42) set by Steve Alford against Michigan State.** He made a career-high 18-of-24 field goal attempts. For his efforts, he was named National Player of the Week by Dick Vitale on ESPN.com. The leading returning scorer in the Big Ten has been named a first-team 2021-22 Preseason All-American by the Associated Press, and selected to the watch list for the Karl Malone Watch, the NABC Player of the Year, Wooden Award and Naismith Award. The Big Ten Player of the Week on Nov. 15 has had four double-doubles this season and 26 in his career with IU posting a 20-6 record in those games. Jackson-Davis became the 54th player in school history to eclipse the 1,000-point mark against St. John's and now has scored 1,180 points as a Hoosier, rating 40th all-time in IU lore. **He had 21 points, six rebounds and two blocked shots against NKU.**

#### ODDS AND TRENDS

IU's usual starting lineup of Jackson-Davis (71), Sr./Jr.'s **Xavier Johnson** (93), **Miller Kopp** (86), **Parker Stewart** (85) and **Race Thompson** (39) have combined for 369 career Division I starts. Off the bench, Sr./Jr.'s **Michael Durr** (85) and **Rob Phinisee** (69) have started 154 games. Stewart leads the Big Ten in 3-point field goal percentage at 49.1%. Thompson is 10th in the Big Ten in rebounding at 7.8 per game. He is averaging 12.3 points and shot 76.2% from the floor in the last three games and has scored in double figures in six-straight games. Johnson is seventh in the Big Ten in assists at 4.3 per game. Durr has averaged 5.5 points in his last two home games, including a season-high six points against NKU. So./Fr. **Anthony Leal** made his first career start against the Norse.



@INDIANAMBB



ROSTER

NUMERICAL

| #  | Name                 | Ht. | Wt. | Pos. | Yr./Elig. | Twitter          | Instagram         | Hometown/High School/Previous                 |
|----|----------------------|-----|-----|------|-----------|------------------|-------------------|---|
| 0  | Xavier Johnson       | 6-3 | 200 | G    | Sr./Jr.   | @xavierjohnson   | @thexavierj0      | Woodbridge, Va./Bishop O'Connell/Pitt         |
| 1  | Rob Phinisee         | 6-1 | 187 | G+++ | Sr./Jr.   | @robphinisee1    | @robphinisee1     | Lafayette, Ind./McCutcheon                    |
| 2  | Michael Durr         | 7-0 | 250 | C    | Sr./Jr.   | @mikeprobound    | @mikeprobound     | Atlanta, Ga./Victory Rock Prep/South Florida  |
| 3  | Anthony Leal         | 6-5 | 210 | G+   | So./Fr.   | @anthonyl3al     | @anthonyl3al      | Bloomington, Ind./South                       |
| 4  | Khristian Lander     | 6-2 | 185 | G+   | So./Fr.   | @khristianlander | @khristianlander  | Evansville, Ind./Reitz                        |
| 5  | Michael Shipp*       | 6-3 | 190 | G++  | Jr./So.   | @michaelshipp04  | @shipp_04         | Cincinnati, Ohio/Archbishop Moeller           |
| 11 | Shaan Burke*         | 6-3 | 185 | G    | Fr./Fr.   | @BurkeShaan      | @shaan.burke      | San Diego, Calif./Vista                       |
| 12 | Miller Kopp          | 6-7 | 215 | F    | Sr./Jr.   | @miller_kopp     | @millerkopp       | Houston, Texas/Houston Christian/Northwestern |
| 14 | Nathan Childress*    | 6-6 | 212 | F++  | Jr./So.   | @nchildress13    | @nate.chilly      | Zionsville, Ind./Zionsville                   |
| 15 | Sebastien Scott*     | 6-2 | 185 | G    | So./Fr.   | @sebastienrscott | @sebastien.scott  | Danville, Calif./San Ramon Valley             |
| 22 | Jordan Geronimo      | 6-6 | 220 | F+   | So./Fr.   | @jordangeronimo2 | @jordangeronimo22 | Newark, N.J./St. Pauls N.H.                   |
| 23 | Trayce Jackson-Davis | 6-9 | 245 | F++  | Jr./So.   | @traycejackson   | @trayce.jackson   | Greenwood, Ind./Center Grove                  |
| 25 | Race Thompson        | 6-8 | 228 | F+++ | R-Sr./Jr. | @racethompson01  | @race_thompson    | Plymouth, Minn./Armstrong                     |
| 32 | Trey Galloway        | 6-5 | 210 | G+   | So./Fr.   | @TreyGalloway32  | @trey_galloway    | Culver, Ind./Culver Academies                 |
| 45 | Parker Stewart       | 6-5 | 210 | G    | Grad/Jr.  | @parkerstew      | @_PSTEW           | Union City, Tenn./Pitt/UT-Martin              |
| 51 | Logan Duncomb        | 6-9 | 235 | C    | Fr./Fr.   | @loganduncomb    | @logan_duncomb    | Cincinnati, Ohio/Archbishop Moeller           |
| 53 | Tamar Bates          | 6-5 | 180 | G    | Fr./Fr.   | @tbates_11       | @tamarbates       | Kansas City, Kan./IMG Academy                 |

ALPHABETICAL

| #  | Name                 | Ht. | Wt. | Pos. | Yr./Elig. | Twitter          | Instagram         | Hometown/High School/Previous                 |
|----|----------------------|-----|-----|------|-----------|------------------|-------------------|---|
| 53 | Tamar Bates          | 6-5 | 180 | G    | Fr./Fr.   | @tbates_11       | @tamarbates       | Kansas City, Kan./IMG Academy                 |
| 11 | Shaan Burke*         | 6-3 | 185 | G    | Fr./Fr.   | @BurkeShaan      | @shaan.burke      | San Diego, Calif./Vista                       |
| 14 | Nathan Childress*    | 6-6 | 212 | F++  | Jr./So.   | @nchildress13    | @nate.chilly      | Zionsville, Ind./Zionsville                   |
| 51 | Logan Duncomb        | 6-9 | 235 | C    | Fr./Fr.   | @loganduncomb    | @logan_duncomb    | Cincinnati, Ohio/Archbishop Moeller           |
| 2  | Michael Durr         | 7-0 | 250 | C    | Sr./Jr.   | @mikeprobound    | @mikeprobound     | Atlanta, Ga./Victory Rock Prep/South Florida  |
| 32 | Trey Galloway        | 6-5 | 210 | G+   | So./Fr.   | @TreyGalloway32  | @trey_galloway    | Culver, Ind./Culver Academies                 |
| 22 | Jordan Geronimo      | 6-6 | 220 | F+   | So./Fr.   | @jordangeronimo2 | @jordangeronimo22 | Newark, N.J./St. Pauls N.H.                   |
| 23 | Trayce Jackson-Davis | 6-9 | 245 | F++  | Jr./So.   | @traycejackson   | @trayce.jackson   | Greenwood, Ind./Center Grove                  |
| 0  | Xavier Johnson       | 6-3 | 200 | G    | Sr./Jr.   | @xavierjohnson   | @thexavierj0      | Woodbridge, Va./Bishop O'Connell/Pitt         |
| 12 | Miller Kopp          | 6-7 | 215 | F    | Sr./Jr.   | @miller_kopp     | @millerkopp       | Houston, Texas/Houston Christian/Northwestern |
| 4  | Khristian Lander     | 6-2 | 185 | G+   | So./Fr.   | @khristianlander | @khristianlander  | Evansville, Ind./Reitz                        |
| 3  | Anthony Leal         | 6-5 | 210 | G+   | So./Fr.   | @anthonyl3al     | @anthonyl3al      | Bloomington, Ind./South                       |
| 1  | Rob Phinisee         | 6-1 | 187 | G+++ | Sr./Jr.   | @robphinisee1    | @robphinisee1     | Lafayette, Ind./McCutcheon                    |
| 15 | Sebastien Scott*     | 6-2 | 185 | G    | So./Fr.   | @sebastienrscott | @sebastien.scott  | Danville, Calif./San Ramon Valley             |
| 5  | Michael Shipp*       | 6-3 | 190 | G++  | Jr./So.   | @michaelshipp04  | @shipp_04         | Cincinnati, Ohio/Archbishop Moeller           |
| 45 | Parker Stewart       | 6-5 | 210 | G    | Grad/Jr.  | @_PSTEW          | @parkerstew       | Union City, Tenn./Pitt/UT-Martin              |
| 25 | Race Thompson        | 6-8 | 228 | F+++ | R-Sr./Jr. | @racethompson01  | @race_thompson    | Plymouth, Minn./Armstrong                     |

\* Non-Scholarship | + Letters Earned

Pronunciation Guide

Phinisee - "FIN-ih-see"

Shaan - "Shawn"

Xavier - "X-zavier"

**Head Coach:** Mike Woodson (First season - Indiana, '80)

**Assistant Coach:** Dane Fife (Third season - Indiana, '02)

**Assistant Coach:** Kenya Hunter (Second season - Duquesne, '96)

**Assistant Coach:** Yasir Rosemond (First season - Oregon, '03)

**Athletic Trainer:** Tim Garl (41st season - Alabama '78)

**Director of Athletic Performance:** Clif Marshall (Fifth season - Louisville, '05)

**Director of Basketball Administration:** Armond Hill (First season - Princeton, '05)

**Team and Recruiting Coordinator:** Brian Walsh (Fifth season - Akron, '13)

**Director of Basketball Operations:** Benny Sander (Fifth season - Arizona, '15)

**Team and Recruitment Analyst:** Mike Stump (First season - Kentucky '17)

**Graduate Manager:** Isaac Green (First season - Indiana '21)

**Graduate Manager:** Jacob Herra (First season - Wichita State '21)

**Graduate Manager:** Nick Russell (First season - SMU '14)



SERIES HISTORY



Official Basketball Box Score - Final  
**Penn St. at Indiana**  
 12/30/20 Simon Skjott Assembly Hall, Bloomington, Ind.  
 2020-21 Men's Basketball

Game Time: 8:30 PM  
 Game Duration: 2:16

INDIANA LEADS 41-12

Penn St. - 85  
 Record: 3-4 (0-3)  
 Officials: Paul Szec, Rob Riley, Steve McClunkins

| NO.           | Name               | Min   | FG    | 3P    | FT       | Rebounds  | Fouls | TP | AS | TO | ST | Blocks | +/- |
|---------------|--------------------|-------|-------|-------|----------|-----------|-------|----|----|----|----|--------|-----|
|               |                    |       | M-A   | M-A   | M-A      | OR DR TOT | PF    | FD |    |    |    | BS BA  |     |
| 1             | Seth Lundy         | 19:27 | 4-8   | 2-3   | 0-0      | 1 1 2     | 3 0   | 10 | 0  | 0  | 0  | 1 1    | -2  |
| 21            | John Harrar        | 28:21 | 2-4   | 0-0   | 5-6      | 5 5 10    | 2 6   | 9  | 1  | 5  | 0  | 0 0    | -6  |
| 0             | Myreon Jones       | 35:27 | 6-9   | 4-6   | 4-5      | 0 4 4     | 1 3   | 20 | 1  | 0  | 1  | 0 0    | -2  |
| 5             | Jamari Wheeler     | 29:19 | 2-7   | 0-4   | 1-2      | 1 3 4     | 3 4   | 5  | 2  | 2  | 1  | 0 0    | -9  |
| 12            | Izaiah Brockington | 29:30 | 6-14  | 2-2   | 1-1      | 1 1 2     | 2 2   | 15 | 2  | 2  | 2  | 0 4    | -4  |
| 15            | Trent Buttrick     | 19:10 | 1-1   | 0-0   | 0-0      | 0 2 2     | 3 0   | 2  | 1  | 1  | 0  | 1 0    | 1   |
| 2             | Myles Dread        | 29:48 | 3-9   | 1-7   | 0-0      | 0 3 3     | 5 0   | 7  | 3  | 1  | 1  | 0 0    | 1   |
| 3             | Sam Sessoms        | 30:52 | 7-13  | 3-6   | 0-1      | 0 1 1     | 1 3   | 17 | 3  | 3  | 2  | 0 3    | 9   |
| 30            | Abdou Tsimbila     | 03:06 | 0-0   | 0-0   | 0-0      | 0 0 0     | 0 0   | 0  | 0  | 0  | 0  | 0 0    | 2   |
| <b>Team</b>   |                    |       |       |       |          | 5 1 6     |       | 0  | 1  |    |    |        |     |
| <b>Totals</b> |                    | 31:65 | 12:28 | 11:15 | 13 21 34 | 21 18     | 85    | 13 | 15 | 7  | 2  | 8 2    |     |

Indiana - 87  
 Record: 6-4 (1-2)  
 Technical Fouls: Coach 1<sup>st</sup>4:30

| NO.           | Name                 | Min   | FG   | 3P    | FT      | Rebounds  | Fouls | TP | AS | TO | ST | Blocks | +/- |
|---------------|----------------------|-------|------|-------|---------|-----------|-------|----|----|----|----|--------|-----|
|               |                      |       | M-A  | M-A   | M-A     | OR DR TOT | PF    | FD |    |    |    | BS BA  |     |
| 23            | Trayce Jackson-Davis | 37:20 | 8-13 | 0-0   | 5-6     | 1 5 6     | 2 8   | 21 | 2  | 2  | 0  | 0 0    | 7   |
| 25            | Race Thompson        | 33:50 | 2-4  | 0-0   | 3-6     | 2 4 6     | 2 3   | 7  | 1  | 0  | 0  | 4 0    | 2   |
| 1             | Ajami Durham         | 35:23 | 6-12 | 4-8   | 2-2     | 0 2 2     | 3 2   | 18 | 4  | 2  | 1  | 0 2    | 2   |
| 2             | Armaan Franklin      | 32:20 | 5-9  | 1-4   | 5-5     | 0 3 3     | 3 4   | 16 | 1  | 4  | 2  | 1 0    | -3  |
| 32            | Trey Galloway        | 36:08 | 4-5  | 0-1   | 2-2     | 1 3 4     | 2 1   | 10 | 5  | 1  | 0  | 0 0    | 7   |
| 10            | Rob Phinisee         | 5-9   | 1-4  | 0-0   | 0 2 2   | 2 1       | 11    | 1  | 3  | 1  | 3  | 1 0    | -3  |
| 21            | Jerome Hunter        | 15:49 | 2-4  | 0-2   | 0-0     | 0 1 1     | 2 1   | 4  | 1  | 0  | 0  | 0 0    | 1   |
| 4             | Khristian Lander     | 02:52 | 0-0  | 0-0   | 0-0     | 0 1 1     | 2 0   | 0  | 0  | 0  | 1  | 0 0    | 2   |
| 22            | Jordan Geronimo      | 02:20 | 0-0  | 0-0   | 0-0     | 0 0 0     | 0 0   | 0  | 0  | 0  | 0  | 0 0    | -5  |
| <b>Team</b>   |                      |       |      |       |         | 0 1 1     |       | 0  | 1  |    |    |        |     |
| <b>Totals</b> |                      | 32:56 | 6:19 | 17:21 | 4 22 26 | 18 20     | 87    | 15 | 13 | 5  | 8  | 2 2    |     |

| Biggest lead     | PSU                       | IND                       |
|------------------|---------------------------|---------------------------|
|                  | 2 (1 <sup>st</sup> 04:56) | 12 (2 <sup>nd</sup> 9:58) |
| Best Scoring Run | 8 (2 <sup>nd</sup> 2:49)  | 9 (2 <sup>nd</sup> 9:58)  |
| Lead Changes     | 2                         |                           |
| Times Tied       | 6                         |                           |
| Time with Lead   | 02:37                     | 38:40                     |

| Points from Turnovers | PSU | IND |
|-----------------------|-----|-----|
|                       | 9   | 14  |
| Paint                 | 28  | 50  |
| Second Chance         | 12  | 8   |
| Fast Breaks           | 5   | 7   |
| Bench                 | 26  | 15  |

| Period by Period Scoring | 1st | 2nd | OT1 | TOT |
|--------------------------|-----|-----|-----|-----|
| PSU                      | 33  | 47  | 5   | 85  |
| IND                      | 38  | 42  | 7   | 87  |

BLOOMINGTON, Ind. — Trayce Jackson-Davis scored 21 points and Rob Phinisee hit a stepback jumper with 13 seconds left for the win as Indiana held off Penn State 87-85 in overtime Wednesday night. TJD's free throw with 7 seconds left forced overtime

Jackson-Davis and Phinisee (11 points) were among five Hoosiers (6-4, 1-2 Big Ten) to score in double figures as Indiana was 57% shooting for the game (32 of 56).

Penn State (3-4, 0-3) scored first in overtime on a layup off the jump ball and Myreon Jones twice gave the Nittany Lions either a one-point lead or a tie — the latter, 85-85, coming off a pair of free throws with 43 seconds left. The Nittany Lions Sam Sessoms finished with 17 and led PSU down the stretch as it came back from a 9-point deficit in the second half.

| Date     | Result | Score      | Location     |
|----------|--------|------------|--------------|
| 11/26/78 | W      | 86-65      | Anchorage    |
| 12/12/81 | W      | 80-51      | Bloomington  |
| 1/9/93   | W      | 105-57     | Bloomington  |
| 2/9/93   | W      | 88-84**    | Univ. Park   |
| 1/8/94   | W      | 80-72      | Bloomington  |
| 2/5/94   | W      | 76-66      | Univ. Park   |
| 1/18/95  | W      | 71-69      | Univ. Park   |
| 2/25/95  | W      | 73-60      | Bloomington  |
| 1/27/96  | L      | 68-82      | Univ. Park   |
| 2/14/96  | W      | 72-54      | Bloomington  |
| 1/26/97  | W      | 70-55      | Univ. Park   |
| 2/11/97  | W      | 81-57      | Bloomington  |
| 2/4/98   | W      | 95-76      | Bloomington  |
| 1/31/99  | W      | 98-95**    | Univ. Park   |
| 1/8/00   | W      | 85-78      | Univ. Park   |
| 2/2/00   | W      | 87-77      | Bloomington  |
| 1/17/01  | W      | 77-69      | Bloomington  |
| 2/3/01   | W      | 85-78*     | Univ. Park   |
| 1/5/02   | W      | 61-54      | Bloomington  |
| 1/23/02  | W      | 85-51      | Univ. Park   |
| 1/8/03   | W      | 78-65      | Bloomington  |
| 3/8/03   | L      | 66-74      | Univ. Park   |
| 3/13/03  | W      | 77-49      | Chicago      |
| 2/11/04  | W      | 75-56      | Univ. Park   |
| 2/2/05   | W      | 68-63      | Bloomington  |
| 2/15/06  | L      | 68-71      | Univ. Park   |
| 2/22/06  | W      | 69-65      | Bloomington  |
| 1/13/07  | W      | 84-74      | Univ. Park   |
| 3/3/07   | W      | 94-63      | Bloomington  |
| 1/20/08  | W      | 81-65      | Bloomington  |
| 3/9/08   | L      | 64-68*     | Univ. Park   |
| 1/17/09  | L      | 55-65      | Bloomington  |
| 2/28/09  | L      | 58-61      | Univ. Park   |
| 3/12/09  | L      | 51-66      | Indianapolis |
| 1/21/10  | W      | 67-61      | Univ. Park   |
| 12/27/10 | L      | 60-69      | Bloomington  |
| 3/10/11  | L      | 55-61      | Indianapolis |
| 1/8/12   | W      | 88-82      | Univ. Park   |
| 1/22/12  | W      | 73-54      | Bloomington  |
| 3/8/12   | W      | 75-58      | Indianapolis |
| 1/7/13   | W      | 74-51      | Univ. Park   |
| 1/23/13  | W      | 72-49      | Bloomington  |
| 1/11/14  | W      | 79-76      | Univ. Park   |
| 2/12/14  | L      | 66-65      | Bloomington  |
| 1/13/15  | W      | 76-73      | Bloomington  |
| 2/6/16   | L      | 63-68      | Univ. Park   |
| 1/18/17  | W      | 78-75      | Univ. Park   |
| 2/1/17   | W      | 110-102*** | Bloomington  |
| 1/09/18  | W      | 74-70      | Bloomington  |
| 12/4/18  | W      | 64-62      | Univ. Park   |
| 1/29/20  | L      | 49-64      | Univ. Park   |
| 2/23/20  | W      | 68-60      | Bloomington  |
| 12/30/20 | W      | 87-85*     | Bloomington  |

\* - number of overtimes played

ACTIVE INDIANA PLAYERS CAREER VS. PENN STATE

| ## | Player               | gp-gs | Total |      | 3-Point |      |         | F-Throw |       | Rebounds |     |     |     | pf  | dq | a | to | blk | stl | pts | avg |      |
|----|----------------------|-------|-------|------|---------|------|---------|---------|-------|----------|-----|-----|-----|-----|----|---|----|-----|-----|-----|-----|------|
|    |                      |       | min   | avg  | fg-fga  | fg%  | 3fg-fga | 3fg%    | ft-fa | ft%      | off | def | tot |     |    |   |    |     |     |     |     | avg  |
| 04 | Trayce Jackson-Davis | 3-3   | 98    | 32.7 | 19-39   | .487 | 0-0     | .000    | 10-13 | .769     | 7   | 16  | 23  | 7.7 | 7  | 0 | 2  | 7   | 3   | 2   | 48  | 16.0 |
| 32 | Trey Galloway        | 1-1   | 37    | 37.0 | 4-5     | .800 | 0-1     | .000    | 2-2   | 1.000    | 1   | 3   | 4   | 4.0 | 2  | 0 | 5  | 1   | 0   | 0   | 10  | 10.0 |
| 10 | Phinisee,Rob         | 4-3   | 109   | 27.3 | 9-26    | .346 | 2-9     | .222    | 10-11 | .909     | 0   | 14  | 14  | 3.5 | 4  | 0 | 12 | 7   | 4   | 7   | 30  | 7.5  |
| 25 | Race Thompson        | 2-1   | 54    | 27.0 | 6-10    | .600 | 0-0     | .000    | 3-9   | .333     | 4   | 6   | 10  | 5.0 | 6  | 0 | 1  | 0   | 5   | 1   | 15  | 7.5  |
| 04 | Khristian Lander     | 1-0   | 3     | 3.0  | 0-0     | .000 | 0-0     | .000    | 0-0   | .000     | 0   | 1   | 1   | 1.0 | 2  | 0 | 0  | 0   | 0   | 1   | 0   | 0.0  |
| 22 | Jordan Geronimo      | 1-0   | 2     | 2.0  | 0-0     | .000 | 0-0     | .000    | 0-0   | .000     | 0   | 0   | 0   | 0.0 | 0  | 0 | 0  | 0   | 0   | 0   | 0   | 0.0  |

ACTIVE PENN STATE PLAYERS CAREER VS. INDIANA

| ## | Player       | gp-gs | Total |      | 3-Point |      |         | F-Throw |       | Rebounds |     |     |     | pf  | dq | a | to | blk | stl | pts | avg |      |
|----|--------------|-------|-------|------|---------|------|---------|---------|-------|----------|-----|-----|-----|-----|----|---|----|-----|-----|-----|-----|------|
|    |              |       | min   | avg  | fg-fga  | fg%  | 3fg-fga | 3fg%    | ft-fa | ft%      | off | def | tot |     |    |   |    |     |     |     |     | avg  |
| 03 | Sam Sessoms  | 1-0   | 31    | 31.0 | 7-13    | .538 | 3-6     | .500    | 0-1   | .000     | 0   | 1   | 1   | 1.0 | 1  | 0 | 3  | 3   | 0   | 2   | 17  | 17.0 |
| 02 | Dread, Myles | 4-2   | 113   | 28.3 | 14-36   | .389 | 7-27    | .259    | 3-6   | .500     | 2   | 8   | 10  | 2.5 | 14 | 2 | 5  | 3   | 0   | 4   | 38  | 9.5  |
| 21 | Harrar, John | 4-4   | 93    | 23.3 | 6-11    | .545 | 0-0     | .000    | 8-12  | .667     | 16  | 15  | 31  | 7.8 | 11 | 0 | 1  | 10  | 0   | 2   | 20  | 5.0  |
| 01 | Seth Lundy   | 3-3   | 61    | 20.3 | 5-12    | .417 | 3-7     | .429    | 0-0   | .000     | 2   | 7   | 9   | 3.0 | 8  | 0 | 1  | 2   | 4   | 1   | 13  | 4.3  |



**SIMON SKJODT ASSEMBLY HALL RECORDS**

**Points**

**43, Trayce Jackson-Davis vs. Marshall, 2021**

42, Steve Alford vs. Michigan State, 1987

40, Ted Kitchel, vs. Illinois, 1981

**Field Goals**

**18, Trayce Jackson-Davis vs. Marshall, 2021**

Steve Downing vs. Illinois, 1973

**IU All-Time Single Game Scoring**

|            |           |                             |                    |                 |
|------------|-----------|-----------------------------|--------------------|-----------------|
| 1.         | 56        | Jimmy Rayl                  | Michigan State     | 2/23/63         |
|            | 56        | Jimmy Rayl                  | Minnesota          | 1/27/62         |
| <b>3.</b>  | <b>48</b> | <b>Mike Woodson</b>         | <b>at Illinois</b> | <b>3/3/79</b>   |
| 4.         | 47        | Steve Downing               | Kentucky           | 12/11/71        |
|            | 47        | Don Schlundt                | Ohio State         | 3/5/55          |
| 6.         | 47        | Don Schlundt                | Ohio State         | 1/18/54         |
| 7.         | 45        | George McGinnis             | Northern Illinois  | 2/1/71          |
| 8.         | 44        | Jimmy Rayl                  | at Michigan State  | 1/5/63          |
|            | 44        | Jimmy Rayl                  | Wisconsin          | 2/12/62         |
| <b>10.</b> | <b>43</b> | <b>Trayce Jackson-Davis</b> | <b>Marshall</b>    | <b>11/27/21</b> |
| 11.        | 42        | Steve Alford                | Michigan State     | 2/4/87          |
|            | 42        | Dick VanArsdale             | vs. Notre Dame*    | 12/4/63         |
|            | 42        | Walt Bellamy                | at Illinois        | 2/22/60         |
| 14.        | 41        | Alan Henderson              | at Michigan State  | 3/9/94          |
|            | 41        | Scott May                   | at Wisconsin       | 2/26/76         |
|            | 41        | Steve Downing               | Illinois           | 2/12/73         |
|            | 41        | George McGinnis             | San Jose State     | 12/29/70        |
|            | 41        | Jimmy Rayl                  | at DePaul          | 1/28/62         |
|            | 41        | Don Schlundt                | SMU                | 12/13/54        |
|            | 41        | Don Schlundt                | vs. Notre Dame**   | 3/14/53         |
| 21.        | 40        | Ted Kitchel                 | Illinois           | 1/10/81         |

**BOTH TEAMS OVER 100 POINTS**

**1. at Syracuse. L, 112-110 (2OT) – November 30, 2021.**

- 2. vs Penn State. W, 110-102 (3OT) – February 1, 2017.
- 3. vs Northern Illinois. W, 113-112 – February 1, 1971.
- 4. at Notre Dame. W, 106-103 – December 15, 1970.
- 5. at Michigan State. L, 107-103 – January 11, 1964.
- 6. VS Notre Dame (Fort Wayne). W, 108-102 – December 4, 1963.
- 7. vs Illinois. W, 103-100 – February 16, 1963.
- 8. at Illinois. L, 104-101 – February 4, 1963.
- 9. vs Minnesota. W, 105-104 – January 27, 1962.
- 10. at Minnesota. L, 104-100 – January 8, 1962.

**ALL-TIME OVERTIME GAMES (SINCE 1971)**

**1. at Syracuse. L, 112-110 (2OT) – November 30, 2021.**

- 2. at Northwestern. W, 79-76 (OT) – February 10, 2021.
- 3. vs Illinois. L, 75-71 (OT) – February 2, 2021.
- 4. at Wisconsin. L, 80-73 (2OT) – January 7, 2021.
- 5. vs Penn State. W, 87-85 (OT) – December 30, 2020.
- 6. at Florida State. L, 69-67 (OT) – December 9, 2020.
- 7. vs Nebraska. W, 96-90 (OT) – December 13, 2019.
- 8. vs Wisconsin. W, 75-73 (2OT) – February 26, 2019.
- 9. at Iowa. L, 76-70 (OT) – February 22, 2019.
- 10. at Michigan State. W, 79-75 (OT) – February 2, 2019.
- 11. vs Ohio State. L, 80-78 (2OT) – February 23, 2018.
- 12. vs Notre Dame (Indianapolis). W, 80-77 (OT) – December 16, 2017.
- 13. at Iowa. L, 96-90 (OT) – February 21, 2017.
- 14. vs Penn State. W, 110-102 (3OT) – February 1, 2017.
- 15. at IPFW. L, 71-68 (OT) – November 22, 2016.
- 16. at Wisconsin. L, 82-79 (OT) – January 26, 2016.
- 17. vs Georgetown (New York City). L, 91-87 (OT) – December 27, 2014.
- 18. at Illinois. L, 83-80 (OT) – December 31, 2013.
- 19. vs Butler (Indianapolis). L, 88-86 (OT) – December 15, 2012.
- 20. VS Georgetown (Legends Classic-Brooklyn). W, 82-72 (OT) – November 20, 2012.
- 21. at Michigan State. L, 84-83 (OT) – January 30, 2011.
- 22. vs Northwestern. W, 88-80 (OT) – March 6, 2010.
- 23. vs Minnesota. W, 81-78 (OT) – January 17, 2010.

- 24. vs Michigan. L, 72-66 (OT) – January 7, 2009.
- 25. at Penn State. L, 68-64 (OT) – March 9, 2008.
- 26. at Illinois. W, 83-79 (2OT) – February 7, 2008.
- 27. vs Illinois (Chicago). L, 58-54 (OT) – March 9, 2007.
- 28. vs Michigan State. W, 78-74 (OT) – February 27, 2005.
- 29. at Purdue. W, 75-73 (OT) – January 15, 2005.
- 30. vs Iowa. L, 84-82 (OT) – February 7, 2004.
- 31. at Minnesota. W, 86-81 (OT) – January 24, 2004.
- 32. vs Xavier (Indianapolis). W, 80-77 (OT) – November 29, 2003.
- 33. vs Iowa. W, 91-88 (OT) – March 1, 2003.
- 34. vs Michigan State. L, 67-62 (OT) – February 8, 2003.
- 35. vs Maryland. W, 80-74 (OT) – December 3, 2002.
- 36. at Penn State. W, 85-78 (OT) – February 3, 2001.
- 37. at Minnesota. L, 78-74 (OT) – January 20, 2001.
- 38. vs Michigan State. W, 81-79 (OT) – February 26, 2000.
- 39. at Michigan State. L, 77-71 (OT) – January 11, 2000.
- 40. vs Notre Dame. W, 81-64 (OT) – November 30, 1999.
- 41. at Illinois. W, 70-64 (OT) – February 24, 1999.
- 42. at Northwestern. W, 69-62 (OT) – February 13, 1999.
- 43. vs Purdue. L, 86-81 (OT) – February 9, 1999.
- 44. at Penn State. W, 98-95 (2OT) – January 31, 1999.
- 45. at Minnesota. L, 90-83 (OT) – January 26, 1999.
- 46. vs Kentucky (Louisville). L, 70-61 (OT) – December 8, 1998.
- 47. at Notre Dame. W, 76-72 (OT) – December 1, 1998.
- 48. vs Oklahoma (Washington DC). W, 94-87 (OT) – March 12, 1998.
- 49. Purdue. L, 89-87 (OT) – February 18, 1997.
- 50. at Michigan. W, 84-81 (OT) – February 16, 1997.
- 51. vs Minnesota. L, 96-91 (OT) – January 8, 1997.
- 52. vs Butler. W, 89-84 (OT) – December 23, 1996.
- 53. at Notre Dame. L, 80-79 (OT) – November 29, 1994.
- 54. vs Ohio State. W, 87-83 (OT) – February 2, 1994.
- 55. at Purdue. L, 83-76 (OT) – January 18, 1994.
- 56. at Kansas. L, 86-83 (OT) – December 22, 1993.
- 57. at Ohio State. L, 81-77 (OT) – February 23, 1993.
- 58. at Penn State. W, 88-84 (2OT) – February 9, 1993.
- 59. vs Florida State. W, 81-78 (OT) – November 25, 1992.
- 60. vs Purdue. L, 81-79 (OT) – January 13, 1990.
- 61. at Wisconsin. W, 86-85 (3OT) – February 16, 1987.
- 62. vs Purdue. W, 71-70 (OT) – January 23, 1986.
- 63. vs Minnesota. W, 74-72 (OT) – February 11, 1984.
- 64. at Michigan State. W, 70-62 (OT) – January 19, 1984.
- 65. vs Illinois. W, 73-68 (OT) – January 11, 1984.
- 66. vs Kansas State. W, 56-53 (OT) – December 21, 1983.
- 67. at Minnesota. W, 56-53 (OT) – January 29, 1981.
- 68. at Michigan. L, 55-52 (OT) – January 15, 1981.
- 69. vs Ohio State. W, 76-73 (OT) – March 2, 1980.
- 70. vs Michigan. W, 63-61 (OT) – January 10, 1980.
- 71. at Wisconsin. W, 68-62 (OT) – February 17, 1979.
- 72. at Ohio State. L, 66-63 (OT) – January 27, 1979.
- 73. vs Kentucky. W, 68-67 (OT) – December 16, 1978.
- 74. vs Michigan. W, 72-67 (OT) – February 7, 1976.
- 75. vs Toledo (St. Louis). W, 73-72 (OT) – March 17, 1974.
- 76. at Wisconsin. W, 84-76 (OT) – February 12, 1972.
- 77. vs Wisconsin. L, 66-64 (OT) – January 15, 1972.
- 78. vs Kentucky (Louisville). 90-89 (2OT) – December 11, 1971.

**REBOUND MARGIN (SINCE 96-97)**

|                   |                                 |                    |
|-------------------|---------------------------------|--------------------|
| <b>12/12/2021</b> | <b>Indiana vs Merrimack</b>     | <b>+38 (54-16)</b> |
| 11/19/2016        | (6)Indiana vs Liberty           | +35 (55-20)        |
| 11/13/2015        | (15)Indiana vs Eastern Illinois | +34 (51-17)        |
| 11/18/2005        | (23)Indiana vs Nicholls         | +34 (55-21)        |
| 12/29/2007        | (13)Indiana vs Chicago State    | +30 (56-26)        |





**EXPERIENCE MATTERS**

Team Doctor **Larry Rink** (42 years) and Athletic Trainer **Tim Garl** (41 years) boast 83 combined years of service to the program.

Coach **Mike Woodson** (20 years) and Assistant AD for Basketball Administration **Armond Hill** (17 years) have a combined 37 years of coaching experience at the NBA level. Woodson won an NBA title with the 2004 Pistons and Hill was on the staff of the world champion 2009 Celtics.

**FORMER NBA PLAYERS COACHING AT ALMA MATER**

**Mike Woodson | Indiana**  
Speedy Claxton | Hofstra  
Hubert Davis | North Carolina  
Patrick Ewing | Georgetown  
Penny Hardaway | Memphis  
Juwan Howard | Michigan  
Aaron McKie | Temple

**HOOSIERS AND KANSAS TO PLAY IN 2022, 2023**

Indiana and Kansas, two of the most historically significant programs in college basketball, have agreed to a home-and-home series which will begin Saturday, December 17, 2022 in Allen Fieldhouse in Lawrence, Kan. The Jayhawks will visit Simon Skjodt Assembly Hall on Saturday, December 16, 2023 in the return matchup in Bloomington.

This will be the third time that the two teams, who have won eight combined NCAA Champions (5 for IU, 3 for Kansas), have scheduled a home-and-home series. Both games will take place after finals week at IU.

"I'm extremely excited for our program to have the opportunity to play a home-and-home series against a team that is rich in tradition like the University of Kansas," said first-year head coach Mike Woodson. "I think it's wonderful for the players and coaches in both programs to play these games in such iconic buildings like Simon Skjodt Assembly Hall and Allen Fieldhouse."

Indiana holds an 8-6 lead in the series which began with the Hoosiers defeating the Jayhawks in the 1940 and 1953 NCAA Championship game. IU also won the next four games as each team visited the other's campus from 1971-74. The Jayhawks won the next five meetings beginning with the ECAC Holiday Festival in New York in 1981, the NCAA Regional Semifinals in Charlotte in 1991, at the RCA Dome in Indianapolis in 1992 and in the NCAA Regional Finals in St. Louis in 1993. The Hoosiers lost in overtime in at Kansas in December 1993, but won the return game in Bloomington in December, 1994. Kansas won the next meeting in 1995 in Kansas City and IU won the last meeting in overtime in 2016 in the Armed Forces Classic in Honolulu.

**HOOSIERS SIGN 3 TO NATIONAL LETTERS OF INTENT**

Indiana University men's basketball coach **Mike Woodson** has announced the signing of three players to national letters of intent to play basketball and attend Indiana University beginning in the fall of 2022. The first-year head coach and his staff welcome 6-8 forward **Kaleb Banks** (Fayetteville, Ga./Fayette County), 6-5 guard **C.J. Gunn** (Indianapolis/Lawrence North) and 6-5 guard **Jalen Hood-Schifino** (Charlotte, N.C./Montverde Academy (FL)) to IU.

The recruiting class is ranked 16th in the country by 247Sports and 22nd by Rivals.com.

**Mike Woodson on the Recruiting Class:**

"I'm very excited to have these young men join our program and to have the opportunity to attend what I feel is the greatest University in the country. As a group, we are bringing in versatile players who have a great work ethic and tremendous attitudes. We believe they will continue to get better and improve themselves not only as players but as people as well. They have been well-coached and want to be challenged. They will fit right in with who we have in the program and are excited to be a part of something special here at Indiana. I think our coaching staff has done an outstanding job of identifying players who can thrive in our environment athletically, socially, and academically and we welcome them and their families to Hoosier Nation."

**Kaleb Banks**

**F 6-8 215**  
**Fayetteville, Ga. (Fayette County)**

Ranked #81: ESPN, #95: 247, #121: Rivals.com  
Was integral part of Class 4A State runner-up team under coach Andre Flynn... averaged 23.5 points and 8.5 rebounds per game as a junior... hit 40 three-pointers and shot 63% from the field overall... won Region 5-AAAA player of the year... named First Team All-State in Class 4A... played AAU in the off-season for coach Greg Robinson of the Atlanta Celtics... son of Kendra Banks.

**Woodson on Banks:**

"Kaleb is someone who continues to improve his game and has a tremendous future in basketball. He is a very versatile player both offensively and defensively. His ability to score the basketball and create for him and his teammates is something that was very attractive to our staff. He is a tough-minded player who plays with great confidence and will be an impactful part of our program. I love the way he carries himself and shows his love for what he does."

**C.J. Gunn**

**G 6-5 175**  
**Indianapolis, Ind. (Lawrence North)**  
**Ranked #130: 247**

Helped lead Lawrence North to an Indiana Class 4A state runner-up appearance in 2021 under legendary coach Jack Keefer... averaged 13.9 points, 4.6 rebounds, 1.7 assists per game as a junior ... shot 38% from long distance... had 33 points and made a school-record nine three-pointers in a game against Ft. Wayne Snider... named an Indiana Junior All-Star and to the Indiana Basketball Coaches Association Underclass All-State Supreme 15 ... played AAU for Spiece Indy Heat under coach Ryan Owens prior to his senior season... son of Christopher and Linda Gunn.

**Woodson on Gunn:**

"C.J. is a local kid who has tremendous love for Indiana University. He's loyal and dedicated and will bring size and athleticism to the wing position. He comes from a very respected and winning high school program in Indiana and will be able to help us with his ability to play multiple positions. I think he, like the others, will have a real opportunity to grow and improve in our system. We can't wait to have the opportunity to work with him when he gets to campus."

**Jalen Hood-Schifino**

**G 6-5 210**  
**Charlotte, N.C. (Montverde Academy)**

Ranked: #20: Rivals.com, #24: 247 and ESPN  
A five-star recruit who plays for prestigious Montverde Academy in Montverde, Fla. for coach Kevin Boyle... team won the 2021 Geico High School National Title... five of his teammates also are signing Division I letters of intent... played for coach Norton Hurd IV and Team Thad, an AAU program founded by NBA player Thaddeus Young, in the off-season... son of Adrienne "Angel" Hood-Schifino.

**Woodson on Hood-Schifino:**

"Jalen has a presence about himself that makes you take notice. As a staff we loved watching him play. He displays great maturity and is a team-first guy who makes others around him better, a pure winner. He has great size for his position and is a powerful guard that plays with force. Jalen will be able to help our ball club in a variety of ways. He's a guard that can score on all 3 levels, rebound the basketball, and has tremendous defensive awareness. Like the others, we are anxious for Jalen to get to campus."

**GAME NOTES****KEY STAFF FOR THE HOOSIERS****Dane Fife, Assistant Coach**

Rejoins Indiana after spending 10 seasons under Tom Izzo at Michigan State... was the head coach at IPFW for six seasons... played four seasons at IU for Bob Knight and Mike Davis from 1999-02. Served on Hoosier staff for two more years.

**Kenya Hunter, Assistant Coach**

Enters year two with the Hoosiers after working the previous two years at UConn... also coached five seasons at Nebraska (2013-18) and was on staff at NC State.

**Yasir Rosemond, Assistant Coach**

Joins Indiana with 15 years of college basketball experience... worked two seasons under Avery Johnson at Alabama... coached at Georgia, Oregon, Samford and Seattle.

**Armond Hill, Dir. of Basketball Admin.**

Brings close to 50 years of experience as a player and coach at the highest levels... worked with Mike Woodson on the Los Angeles Clippers coaching staff from 2014-18... spent 15 seasons with Doc Rivers as a member of the coaching staffs of both the Boston Celtics (2004-13) and Los Angeles Clippers (2013-20).

**Clif Marshall, Dir. of Ath. Performance**

Enters his fifth season... longtime trainer of professional athletes, most notably several NFL standouts.

**Tim Garl, Athletic Trainer**

Enters 41st year in the program... **training room is named in his honor.**

**Dr. Larry Rink, Team Doctor**

Enters 42nd year with the team. The Dr. Lawrence D. Rink Center for Sports Medicine and Technology is named in his honor in the Memorial Stadium South Endzone.

**Brian Walsh, Team & Recruiting Coord.**

Enters fifth year with the team.

**Benny Sander, Dir. of Basketball Ops.**

Enters fifth year with the team.

**Mike Stumpf, Recruitment Analyst**

Enters first year with the team.

**Don Fischer, Radio Play by Play**

Enters 49th year with the team... third longest tenured ppx announcer in college basketball.

**J.D. Campbell, Assoc. AD/Communications**

Enters 15th year with the team. **SID at NKU (1989-93)**

**IU COACHING DEBUTS**

|      |   |
|------|---|
| 1922 | Leslie Mann (W, Indiana Dental, 28-12)  |
| 1924 | Everett Dean (L, Indiana State, 28-24)  |
| 1938 | Branch McCracken (W, Ball State, 54-28) |
| 1965 | Lou Watson (W, St. Joseph's, 76-62)     |
| 1971 | Bob Knight (W, Ball State, 84-77)       |
| 2000 | Mike Davis (W, Pepperdine, 80-68)       |
| 2006 | Kelvin Sampson (W, Lafayette, 91-66)    |
| 2008 | Tom Crean (W, NW State, 83-65)          |
| 2017 | Archie Miller (L, Indiana State, 90-69) |
| 2021 | Mike Woodson (W, E. Michigan, 68-62)    |

**RECENT IU MCDONALD'S ALL-AMERICANS**

|      |                             |
|------|-----------------------------|
| 2007 | Eric Gordon                 |
| 2011 | Cody Zeller                 |
| 2012 | Yogi Ferrell                |
| 2013 | Noah Vonleh                 |
| 2014 | James Blackmon, Jr.         |
| 2015 | Thomas Bryant               |
| 2018 | Romeo Langford              |
| 2019 | <b>Trayce Jackson-Davis</b> |

**HOOSIERS IN THE NBA**

Eric Gordon - Houston Rockets  
Victor Oladipo - Miami Heat  
Cody Zeller - Portland Trail Blazers  
Juwon Morgan - Maine Red Claws  
Romeo Langford - Boston Celtics  
OG Anunoby - Toronto Raptors  
Thomas Bryant - Washington Wizards

**IU IN THE NAISMITH HALL OF FAME**

|      |                  |
|------|------------------|
| 1960 | Branch McCracken |
| 1966 | Everett Dean     |
| 1991 | Bob Knight       |
| 1993 | Walt Bellamy     |
| 2000 | Isiah Thomas     |
| 2014 | Bob Leonard      |
| 2017 | George McGinnis  |

**INSIDE IU BASKETBALL WITH MIKE WOODSON**

Inside Indiana Basketball Radio Show With Mike Woodson Presented By CommunityCars.com will air on select Mondays throughout the season. The show can be heard statewide on the CareSource Radio Network from Learfield and will be broadcast live from the Southern Stone Restaurant which is located at 405 W Patterson Drive in Bloomington.

The 15 shows, which is hosted by legendary "Voice of the Hoosiers" Don Fischer, will include segments with Coach Woodson and a segment with a member of the staff. The show will also air on the program's Facebook account.

**Inside Indiana Basketball Broadcast Dates**

December 27  
January 3, 10, 24, 31  
February 14, 21, 28  
March 7







**INDIANA ALL-TIME SCORING LIST**

|     |                             |              |                 |
|-----|-----------------------------|--------------|-----------------|
| 1.  | Calbert Cheaney             | 2,613*       | 1990-93         |
| 2.  | Steve Alford                | 2,438        | 1984-87         |
| 3.  | Don Schlundt                | 2,192        | 1952-55         |
| 4.  | A.J. Guyton                 | 2,100        | 1997-00         |
| 5.  | Mike Woodson                | 2,061        | 1977-80         |
| 6.  | Kevin "Yogi" Ferrell        | 1,986        | 2012-16         |
| 7.  | Alan Henderson              | 1,979        | 1992-95         |
| 8.  | Damon Bailey                | 1,741        | 1991-94         |
| 9.  | Kent Benson                 | 1,740        | 1974-77         |
| 10. | Christian Watford           | 1,730        | 2010-13         |
| 11. | Eric Anderson               | 1,715        | 1989-92         |
| 12. | Brian Evans                 | 1,701        | 1993-96         |
| 13. | Scott May                   | 1,593        | 1974-76         |
| 14. | Greg Graham                 | 1,590        | 1990-93         |
| 15. | Randy Wittman               | 1,549        | 1979-83         |
| 16. | Archie Dees                 | 1,546        | 1956-58         |
| 17. | Bracey Wright               | 1,498        | 2003-05         |
| 18. | D.J. White                  | 1,447        | 2004-08         |
| 19. | Walt Bellamy                | 1,441        | 1959-61         |
| 20. | Ray Tolbert                 | 1,427        | 1978-81         |
| 21. | Robert Johnson              | 1,413        | 2014-18         |
| 22. | Kirk Haston                 | 1,406        | 1999-01         |
| 23. | Jimmy Rayl                  | 1,401        | 1961-63         |
| 24. | Juwan Morgan                | 1,374        | 2015-19         |
| 25. | Andrae Patterson            | 1,365        | 1995-98         |
| 26. | Uwe Blab                    | 1,357        | 1982-85         |
| 27. | Verdell Jones III           | 1,347        | 2009-12         |
| 28. | Ted Kitchel                 | 1,336        | 1979-83         |
| 29. | Jordan Hulls                | 1,318        | 2010-13         |
| 30. | Tom Bolyard                 | 1,299        | 1961-63         |
| 31. | Joby Wright                 | 1,272        | 1970-72         |
| 32. | Steve Green                 | 1,265        | 1973-75         |
| 33. | Tom VanArsdale              | 1,252        | 1963-65         |
| 34. | Dick VanArsdale             | 1,240        | 1963-65         |
| 35. | James Blackmon Jr.          | 1,235        | 2015-17         |
| 36. | Steve Downing               | 1,220        | 1971-73         |
| 37. | Tom Coverdale               | 1,217        | 2000-03         |
| 38. | Jeff Newton                 | 1,203        | 2000-03         |
| 39. | Quinn Buckner               | 1,195        | 1973-76         |
| 40. | <b>Trayce Jackson-Davis</b> | <b>1,180</b> | <b>2019-pr.</b> |
| 41. | Cody Zeller                 | 1,157        | 2011-13         |
| 42. | Will Sheehey                | 1,120        | 2011-14         |
| 43. | Victor Oladipo              | 1,117        | 2010-13         |
| 44. | Troy Williams               | 1,115        | 2013-16         |
| 45. | Marshall Strickland         | 1,106        | 2003-06         |
| 46. | Vernon Payne                | 1,101        | 1966-68         |
| 47. | Joe Cooke                   | 1,099        | 1968-69         |
| 48. | Bob Leonard                 | 1,098        | 1952-54         |
| 49. | Daryl Thomas                | 1,095        | 1984-87         |
| 50. | Rick Calloway               | 1,073        | 1986-88         |
| 51. | Jay Edwards                 | 1,038        | 1988-89         |
| 52. | Aljami Durham               | 1,031        | 2017-21         |
| 53. | Butch Joyner                | 1,030        | 1966-68         |
| 54. | Jared Jeffries              | 1,008        | 2001-02         |
| 55. | Matt Nover                  | 978          | 1990-93         |
| 56. | Isiah Thomas                | 968          | 1980-81         |
| 57. | Luke Recker                 | 954          | 1998-99         |
|     | Devonte Green               | 954          | 2016-20         |
| 59. | John Ritter                 | 925          | 1971-73         |
| 60. | Wayne Radford               | 922          | 1975-78         |

\*Big Ten Record

**MIKE WOODSON'S RECORD WHEN...**

|                              | AT IU | '21-'22 |
|------------------------------|-------|---------|
|                              | W-L   | W-L     |
| Controlling the tip          | 10-1  | 10-1    |
| Scoring first                | 7-0   | 7-0     |
| Leading at the half          | 9-1   | 9-1     |
| Trailing at the half         | 1-1   | 1-1     |
| Tied at the half             | 0-0   | 0-0     |
| Leading with 5:00 left       | 10-1  | 10-1    |
| Trailing with 5:00 left      | 0-1   | 0-1     |
| Tied with 5:00 left          | 0-0   | 0-0     |
| Overtime Games               | 0-1   | 0-1     |
| Game decided by 1-5 points   | 1-2   | 1-2     |
| Game decided by 6-10 points  | 2-0   | 2-0     |
| Game decided by 11-15 points | 2-0   | 2-0     |
| Game decided by 16+ points   | 5-0   | 5-0     |
| Vs. ranked opponents         | 0-1   | 0-1     |
| Vs. unranked opponents       | 10-1  | 10-1    |
| <b>REBOUNDING</b>            |       |         |
| Out-rebounds opponent        | 9-2   | 9-2     |
| Out-rebounded by opponent    | 0-0   | 0-0     |
| Rebounds are even            | 1-0   | 1-0     |
| <b>TURNOVERS</b>             |       |         |
| Forces more turnovers        | 2-0   | 2-0     |
| Commits more turnovers       | 6-2   | 6-2     |
| Turnovers are even           | 2-0   | 2-0     |
| <b>FIELD GOALS</b>           |       |         |
| Shoots 50% or better         | 5-1   | 5-1     |
| Shoots between 40-49%        | 5-0   | 5-0     |
| Shoots below 40%             | 0-1   | 0-1     |
| <b>THREE-POINTERS</b>        |       |         |
| Shoots 50% or better         | 2-0   | 2-0     |
| Shoots between 40-49%        | 2-1   | 2-1     |
| Shoots below 40%             | 6-1   | 6-1     |
| <b>FREE THROW SHOOTING</b>   |       |         |
| Shoots 70% or better         | 4-1   | 4-1     |
| Shoots 60-69%                | 5-0   | 5-0     |
| Shoots less than 60%         | 1-1   | 1-1     |
| <b>OFFENSE</b>               |       |         |
| Scores less than 60 points   | 0-1   | 0-1     |
| Scores 60-69 points          | 3-0   | 3-0     |
| Scores 70-79 points          | 4-0   | 4-0     |
| Scores 80+ points            | 3-1   | 3-1     |
| <b>DEFENSE</b>               |       |         |
| Allows less than 60 points   | 6-0   | 6-0     |
| Allows 60-69 points          | 2-1   | 2-1     |
| Allows 70-79 points          | 2-0   | 2-0     |
| Allows 80+ points            | 0-1   | 0-1     |
| <b>BENCH SCORING</b>         |       |         |
| Bench out-scores opponent    | 6-1   | 6-1     |
| Opponent bench scores more   | 4-1   | 4-1     |
| Bench scoring is even        | 0-0   | 0-0     |
| <b>DOUBLE FIGURE SCORING</b> |       |         |
| 0 in double figures          | 0-0   | 0-0     |
| 1 in double figures          | 0-0   | 0-0     |
| 2 in double figures          | 2-1   | 2-1     |
| 3 in double figures          | 6-0   | 6-0     |
| 4 in double figures          | 2-1   | 2-1     |
| 5+ in double figures         | 0-0   | 0-0     |
| <b>BY MONTH</b>              |       |         |
| November                     | 6-1   | 6-1     |
| December                     | 4-1   | 4-1     |
| January                      | 0-0   | 0-0     |
| February                     | 0-0   | 0-0     |
| March                        | 0-0   | 0-0     |
| <b>DAY OF THE WEEK</b>       |       |         |
| Sunday                       | 2-0   | 2-0     |
| Monday                       | 0-0   | 0-0     |
| Tuesday                      | 2-1   | 2-1     |
| Wednesday                    | 2-1   | 2-1     |
| Thursday                     | 0-0   | 0-0     |
| Friday                       | 1-0   | 1-0     |
| Saturday                     | 3-0   | 3-0     |

**ASSOCIATED PRESS TOP 25 (Week 8)**

| RK        | TEAM                  | REC         | PTS         |
|-----------|-----------------------|-------------|-------------|
| 1         | Baylor (61)           | 11-0        | 1525        |
| 2         | Duke                  | 11-1        | 1448        |
| <b>3</b>  | <b>Purdue</b>         | <b>11-1</b> | <b>1371</b> |
| 4         | Gonzaga               | 10-2        | 1335        |
| 5         | UCLA                  | 8-1         | 1296        |
| 6         | Kansas                | 9-1         | 1233        |
| 7         | USC                   | 12-0        | 994         |
| 8         | Iowa State            | 12-0        | 985         |
| 9         | Arizona               | 11-1        | 973         |
| <b>10</b> | <b>Michigan State</b> | <b>10-2</b> | <b>901</b>  |
| 11        | Auburn                | 11-1        | 826         |
| 12        | Houston               | 11-3        | 801         |
| <b>13</b> | <b>Ohio State</b>     | <b>8-2</b>  | <b>787</b>  |
| 14        | Tennessee             | 9-2         | 729         |
| 15        | Seton Hall            | 9-1         | 716         |
| 16        | LSU                   | 12-0        | 609         |
| 17        | Texas                 | 9-2         | 567         |
| 18        | Kentucky              | 9-2         | 459         |
| 19        | Alabama               | 9-3         | 426         |
| 20        | Colorado State        | 10-0        | 366         |
| 21        | Providence            | 11-1        | 315         |
| 22        | Villanova             | 8-4         | 312         |
| 23        | Xavier                | 11-2        | 237         |
| <b>24</b> | <b>Wisconsin</b>      | <b>9-2</b>  | <b>207</b>  |
| 25        | Texas Tech            | 9-2         | 121         |

Others receiving votes: Illinois 72, Oklahoma 62, West Virginia 52, Loyola Chicago 39, Connecticut 34, Michigan 7, Colorado 5, San Francisco 4, Wake Forest 4, Davidson 2, Iowa 2, Memphis 1, Creighton 1, Minnesota 1.

**USA TODAY COACHES POLL (Week 8)**

| RK        | TEAM                  | REC         | PTS        |
|-----------|-----------------------|-------------|------------|
| 1         | Baylor (32)           | 11-0        | 800        |
| 2         | Duke                  | 11-1        | 760        |
| <b>3</b>  | <b>Purdue</b>         | <b>11-1</b> | <b>712</b> |
| 4         | Gonzaga               | 10-2        | 690        |
| 5         | UCLA                  | 8-1         | 666        |
| 6         | Kansas                | 9-1         | 647        |
| 7         | Arizona               | 11-1        | 561        |
| 8         | Iowa State            | 12-0        | 514        |
| 9         | USC                   | 12-0        | 506        |
| <b>10</b> | <b>Michigan State</b> | <b>10-2</b> | <b>476</b> |
| 11        | Auburn                | 11-1        | 453        |
| <b>12</b> | <b>Ohio State</b>     | <b>8-2</b>  | <b>410</b> |
| 13        | Seton Hall            | 9-1         | 378        |
| 14        | Houston               | 11-3        | 338        |
| 15        | Tennessee             | 9-2         | 334        |
| 16        | LSU                   | 12-0        | 295        |
| 17        | Kentucky              | 9-2         | 279        |
| 18        | Texas                 | 9-2         | 254        |
| 19        | Alabama               | 9-3         | 220        |
| 20        | Colorado State        | 10-0        | 199        |
| 21        | Providence            | 11-1        | 181        |
| 22        | Villanova             | 8-4         | 175        |
| <b>24</b> | <b>Wisconsin</b>      | <b>9-2</b>  | <b>135</b> |
| 23        | Xavier                | 11-2        | 127        |
| 25        | Texas Tech            | 9-2         | 78         |

Others receiving votes: West Virginia 36, Arkansas 36, Illinois 26, Connecticut 25, Oklahoma 20, Loyola-Chicago 19, Wake Forest 16, Minnesota 11, Michigan 9, San Francisco 8; Saint Mary's 3; Florida 2; INDIANA 1.

2021-22 Opponents in BOLD



Sophomore/freshman Anthony Leal (above) had career highs in rebounds (4) and assists (5) in his first career collegiate start against Northern Kentucky. Redshirt senior/redshirt junior Race Thompson (below) scored a 14 points on 7-of-9 shooting from the floor and grabbed four rebounds against the Norse.



LAST TIME OUT...

**Postgame Notes**  
**Indiana vs. Northern Kentucky**  
**Dec. 22, 2021**

- Indiana (10-2, 1-1) beat Northern Kentucky (4-7, 0-2) 79-61, on Wednesday night at Simon Skjodt Assembly Hall.
- This was the first ever meeting between Indiana and Northern Kentucky.
- Indiana is 10-1 this year when winning the opening tip-off and 7-0 when scoring first this season.
- As a team, the Hoosiers shot 58.2% from the field 33.3% from 3-point range and held Northern Kentucky to a 35.6% shooting night.
- Indiana outrebounded Northern Kentucky, 38-24, while 31 of IU's 79 total points came from the bench.
- Northern Kentucky's offense was held to 61 points, 10 under their season per-game average of 70.9.
- Northern Kentucky missed 14-straight shot attempts over a 10-minute span in which IU went on a 15-0 scoring run.
- This is the second time this season where IU's defense has forced an opponent to at least 14-straight misses (Louisiana, 25 straight missed shots).
- The Hoosiers only allowed Northern Kentucky to score 14 first half points, that ties the lowest point total (14) allowed in a half this season.
- This was also the seventh time this season where the Indiana defense forced their opponent to 20 points or less in the first half.
- In the first half, Northern Kentucky only converted on two, two-point field goal attempts and was five-of-32 shooting from the field overall.
- Indiana will close out non-conference play against UNC-Asheville at 7:00 p.m. on Wednesday, Dec. 29 at Simon Skjodt Assembly Hall.
- Jackson-Davis led Indiana in scoring with 21 points on nine-of-11 shooting. He also had six rebounds, four assists, two blocks, and a steal.
- This was the sixth time in Jackson-Davis' career where he registered his single-game career-high of four assists.
- Jackson-Davis has now recorded multiple blocks in 11 of 12 games this season. This matches his season-total of games with multiple blocks from a year ago.
- Thompson added 14 points on a seven-of-nine shooting. Thompson also had four rebounds, two blocks, an assist, and a steal.
- Phinisee set a new season-high of 10 points with two made 3-pointers off the bench.
- Johnson scored eight points while also recording five assists and five rebounds.
- Geronimo chipped in eight points and four rebounds in 14 minutes of play.
- Durr had six points while going four-of-four from the free throw line.
- Kopp contributed three points, three assists, and two rebounds.
- Stewart had three points off the bench.
- Leal had two points, five assists, and four rebounds in his first career collegiate start.
- This was the first time the Hoosiers had two former Indiana Mr. Basketball winners in the starting lineup (Jackson-Davis, 2019, and Leal, 2020) since March 28, 2013 (Jordan Hulls, 2009, and Cody Zeller, 2011).
- Leal's five assists and four rebounds were both new single-game career highs.
- Bates recorded two points, two rebounds, and two assists.
- Duncomb accounted for two points in two minutes in his third appearance of the season.
- Lander got four minutes of playing time off the bench.





**EASTERN MICHIGAN - GAME 1**

- Indiana (1-0) defeated Eastern Michigan (0-1) 68-62 on Nov. 9 at Simon Skjodt Assembly Hall.
- IU has now won 22 of its last 23 season openers. It moves to 75-12 all-time against the MAC.
- Trayce Jackson-Davis scored a game-high 21 points while tallying 14 rebounds and three blocks on Tuesday evening.
- This was TJD's 23rd career double-double. IU is now 18-5 when Jackson-Davis records a double-double in his career.
- The Preseason-All American moved into 55th all-time in career points with 970 points. He passes Isiah Thomas on the all-time list.
- This was the 10th game of his career that Jackson-Davis scored at least 20 points and grabbed at least 10 rebounds.
- Xavier Johnson put up 14 points on 4-9 shooting in his first career game for IU. Johnson hit a team-high five free throws in his 25 minutes of action.
- Rob Phinisee added seven points over 26 minutes of play.
- Parker Stewart hit two three-point baskets in his first action in an IU uniform. He finished with six points over 27 minutes.
- Tamar Bates got his first run of play in his IU career. He tallied six points of the bench in 15 minutes of action.
- Jordan Geronimo registered four points and grabbed four rebounds across 15 minutes off the bench.
- Miller Kopp had three points and three rebounds in his IU debut.
- Race Thompson grabbed 10 rebounds and scored five points in a starting role.
- Trey Galloway scored two points and added two rebounds and an assist on Tuesday evening.
- The first basket of season came on a three from the arc by Parker Stewart.
- IU started the game on 10-0 run. The first Eastern Michigan points came at the 12:39 mark in the first half.
- After Eastern Michigan cut the lead to 12-10, IU went on a 9-0 run heading into the under-8 media timeout
- The 19 points Eastern Michigan scored in the first half was the fewest conceded by IU in a single half since the first half on November 25, 2020, against Tennessee Tech (19).
- IU's biggest lead of the game came at the 18:13 mark in the second half when IU went up 21 with a 40-19 advantage.
- Jackson-Davis scored 10-straight points for IU during a 6:45 span in the second half.
- Four bench players combined to score 19 points with Phinisee leading the way in reserve with seven.
- IU tallied 32 points in the paint, 10 of those coming off dunks.
- IU now leads 5-0 in the all-time series following the 68-62 win on Tuesday evening.
- The Hoosiers out-rebounded Eastern Michigan 43-42 while forcing 13 turnovers.
- This was head coach Mike Woodson's first career win as the coach of IU.

**NORTHERN ILLINOIS - GAME 2**

- Indiana (2-0) defeated Northern Illinois (1-1) 85-49 on Nov. 12 at Simon Skjodt Assembly Hall.
- Trayce Jackson-Davis poured in a team-high 19 points (17 in the first half) to go along with seven rebounds. He also tallied seven blocks, setting a new career mark in the process. TJD has now scored in double figures in 27 of his last 28 games.
- Xavier Johnson scored 13 points, all coming in the first half. He grabbed two rebounds and added two steals and three assists.
- Race Thompson added 12 points and 10 rebounds, his fourth career double-double and the first of this season. It was also the seventh time he's grabbed double-digit boards in his career.
- Rob Phinisee scored five points and added a rebound and assist as the first player off the bench in reserve.
- Tamar Bates hit a three-point and grabbed three boards in 20 minutes of work off the bench.
- Jordan Geronimo had six points, two rebounds and two assists.
- Miller Kopp grabbed two rebounds and totaled four points in 19 minutes of run.
- Trey Galloway played 23 minutes off the bench, scoring seven points and tallying two rebounds and three assists.
- Michael Durr grabbed his first bucket for IU. He checked in at the 10:23 mark in the first half, becoming the fifth Hoosier to make their team debut this week.
- Khristian Lander made his season debut and scored seven points.
- Anthony Leal also made his debut and tallied seven points and one rebound.
- Parker Stewart had two boards in 17 minutes of action.
- Logan Duncomb saw his first career minutes.
- IU went on a 12-0 run over a period of 4:25 in the latter stages of the first half (8:40-4:15).
- Johnson cracked into double-digit scoring in the first 16:35 of the ballgame. Jackson-Davis joined him in double digits right before the break.
- IU held Northern Illinois to just 5-of-21 shooting in the first half (23.8%). IU also forced the Huskies into 10 turnovers in the first interval.
- The 27-point halftime lead (47-20) was the most IU has led by at the break since leading by 29 (48-19) on November 25, 2020.
- Tonight's game marks back-to-back games where IU allowed fewer than 20 points in the opening half.
- The 47 points IU scored in the first half was the most its scored in any half since putting up 47 in the second half against Minnesota on February 17, 2021.
- Northern Illinois didn't score a basket in a stretch from the 4:15 mark in the first half to the 12:25 mark in the second half (11:50).
- The Huskies shot just 30.4% from the floor and only 18.2% from behind the line.
- IU outrebounded Northern Illinois 37-31 and forced the Huskies into 23 turnovers.
- The Hoosiers tallied 37 points off the bench.
- The largest lead of the night came at 41 points (85-44).
- This was IU's biggest margin of victory (36) since beating Troy 100-62 (38) on November 16, 2019.
- All 13 scholarship players saw action in IU's victory.

**ST. JOHN'S - GAME 3**

- Indiana (3-0) defeated St. John's (2-1) 76-74 on Nov. 17 at Simon Skjodt to move to 3-1 all-time in the Gavitt Games.
- Trayce Jackson-Davis paced the way for IU with 18 points and 10 rebounds to become the 54th player in program history to score 1,000 points.
- TJD recorded his 24th-career double-double. IU is now 19-5 all-time when he tallies a double-double. He has now scored in double figures in 28 of his last 29 games.
- Race Thompson tallied 15 points and picked up five boards and two assists.
- Miller Kopp poured in 12 points on 4-10 shooting from the floor to crack double digits for the first time in at IU.
- Xavier Johnson scored eight points and two rebounds.
- Tamar Bates scored a career-high 11 points on 5-of-10 shooting from the floor in a career-high 27 minutes.
- Jordan Geronimo tacked on seven points and five rebounds in just eight minutes of play.
- Parker Stewart hit a first-half three pointer.
- Khristian Lander tallied two points in reserve minutes.
- Rob Phinisee played 18 minutes and tallied two assists and a rebound.
- Trey Galloway played four minutes in the first half, while Michael Durr played three minutes.
- IU opened the game on a 12-7 run before a Montez Mathis three cut the lead down to two points heading into the under-16 timeout in the first half.
- St. John's was held scoreless for a 6:44 stretch in the middle of the first half. IU used that to its advantage, going up 18-10 until a made free throw by the Red Storm at the 7:43 mark in the first half
- The Red Storm's Montez Mathis was assessed a flagrant-two foul on after attempting to challenge Galloway on a breakaway layup. Kopp hit the ensuing two free throws and Bates scored on the possession awarded following the ejection of Mathis.
- The Hoosiers took a 39-27 lead into the break after shooting 51.6% from the field in the first half.
- IU held St. John's to just 33.3 shooting in the first half and 25.0% from behind the arc.
- After a goaltending call, St. John's cut the lead to just three with under 13 minutes to play in the game.
- With 8:49 in the game, the Red Storm came all the way back to tie the game.
- IU with a 7-0 run over 1:33 in the second half to take a seven-point lead at 63-56.
- Thompson's 14th and 15th points of the game on a runner through the lane gave IU the three-point lead with just 25 seconds left.
- St. John's came into the ballgame averaging 105 points but left with just 74 on the scoreboard.
- IU shot 52% on the evening and grabbed 36 points in the paint.
- The Hoosiers led for 37:49 minutes of the game and trailed for just 32 seconds.
- IU has now won six straight contests against teams currently a part of the Big East.



**LOUISIANA - GAME 4**

- The Hoosier Classic began Sunday evening as Indiana (4-0, 0-0) beat Louisiana (3-1, 0-0) 76-44 on Sunday evening at Simon Skjodt Assembly Hall.
- In the other matchup of the Hoosier Classic, Marshall defeated Jackson State 80-66.
- IU will take on Jackson State Tuesday night at 7:00 p.m. at Simon Skjodt Assembly Hall before meeting Marshall on Saturday night at 7:30 p.m.
- IU held Louisiana scoreless over multiple four-minute plus stretches during the first half. Louisiana had scoreless droughts of 4:00 and 4:44 as IU's defense intensified in the opening half.
- Louisiana succumbed to a 0-of-25 stretch from the field lasting 13:44 in the first half of play.
- The Hoosiers held Louisiana to 12% shooting (4-34) from the field and 10% (1-10) from behind the arc in the first half. The Ragin' Cajuns also turned the ball over eight times in the first interval.
- The 14 points conceded by IU in the first half ties the fewest the team has given up since March 2, 2013, against Iowa. It is the fewest outright the team has given up since Dec. 28, 1999, when it held Holy Cross to just 11 first-half points.
- Louisiana came into the game averaging 77.0 ppg, but could only muster 44 points in Bloomington.
- The Hoosiers led for 39:40 of the game. The score was tied for just 20 seconds and Louisiana never saw a lead in the ballgame.
- On the evening, Louisiana shot just 19%, the lowest shooting percentage by an opponent since at least 1996-1997.
- The 44 points Louisiana scored was the fewest IU has conceded since November 9, 2019, against Montana State (35).
- IU outrebounded Louisiana 47-37 and added 32 points off the bench.
- The Hoosiers shot 76.9% (10-13) from the free-throw line.
- Parker Stewart scored a team and game-high 16 points. He was 4-5 from behind the line.
- The 16 points he scored was his most ever in an IU jersey.
- Trayce Jackson-Davis poured in 11 points and grabbed seven boards.
- He has now scored in double figures in 29 of his last 30 games.
- Tamar Bates scored 10 points while adding three assists and two rebounds.
- He's now scored in double figures in back-to-back contests.
- Race Thompson tallied eight points and eight boards across 19 minutes of action.
- Miller Kopp had seven points including two-key threes. He also grabbed seven rebounds in 30 minutes of action.
- Khristian Lander tallied a season-high nine points, six assists and six rebounds. His rebounds and assists were career-high's.
- Those six assists and six rebounds are also both career highs.
- Anthony Leal tallied five points in seven minutes off the bench.
- Nathan Childress made his first appearance of the season. He hit his first-career basket and grabbed a career-high four rebounds.
- Jordan Geronimo added three points, six rebounds and an assist in a career-high 21 minutes.
- Xavier Johnson had two points, three rebounds and six assists.
- Michael Durr put up two points in 11 minutes.

**JACKSON STATE - GAME 5**

- Indiana (5-0, 0-0) won their second game of the Hoosier Classic, beating Jackson State (0-5, 0-0) 70-35 on Tuesday night at Simon Skjodt Assembly Hall.
- In the other matchup of the Hoosier Classic Tuesday night, Marshall beat Louisiana 93-79.
- IU will participate in its final game of the Hoosier Classic against Marshall on Saturday night at 7:00 p.m. at Simon Skjodt Assembly Hall.
- In its first two games of the Hoosier Classic against Jackson State and Louisiana, Indiana is holding opponents to 39.5 points per game and 19.8% shooting.
- Indiana has held opponents to 20 points or fewer in a half four of its five games this season.
- In its first half defense in the first five games, the Hoosiers have held opponents to shooting 21.5% from the floor, 21.2% from 3-point range, an average of 19.7 points, forced an average of 8.4 turnovers, and have blocked an average of 4.8 shots.
- Indiana holding Jackson State to 35 points was the least amount of points scored by an opponent since forcing Montana State to 35 points on November 9, 2018 season.
- Jackson State is averaging 56 points per game, IU's defense held JSU to 21 points under that.
- IU is shooting 47.1% from long distance in the last 2 games. IU has made 16 of 34 triples.
- The Hoosiers led for 39:40 of the game against Jackson State. The only 20 seconds Indiana didn't lead, it was tied at 2-2.
- For the game, Jackson State shot just 20.7% from the field.
- Indiana shot 40% from the 3-point line, their second 3-point effort of the season.
- IU outrebounded Jackson State, 44-33.
- Indiana's bench scored 20 points.
- Xavier Johnson scored a team-high 14 points and grabbed seven rebounds. The 14 points tied his season-high for points scored in a game.
- Miller Kopp had 12 points and five rebounds. His 12 points tied his season-high for points scored in a game.
- Trayce Jackson-Davis had 11 points on 5-of-7 shooting from the field and had four blocks.
- He has scored in double figures in 30 of his last 31 games.
- Jackson-Davis also has multiple blocks in six straight games dating back to the 2020-2021 season.
- In 27 games last season, Jackson-Davis had 38 blocks. Through five games this season, he has 18.
- Junior Parker Stewart had nine points on three 3-pointers made.
- Jordan Geronimo had six points and a career-high eight rebounds.
- FTamar Bates added six points off the bench for the Hoosiers.
- Race Thompson contributed four points and five rebounds.
- Khristian Lander had three points and two assists in 17 minutes of play.
- Anthony Leal hit a 3-pointer to score in his second consecutive game.
- Michael Durr provided two points, had a career-high of 4 assists, and a season-high of five rebounds.
- Nathan Childress made his second appearance of the season off the bench.

**MARSHALL - GAME 6**

- Indiana (6-0, 0-0) defeated Marshall (4-2, 0-0) on Saturday night at Simon Skjodt Assembly Hall to win the Hoosier Classic.
- In the other matchup today of the Hoosier Classic, Jackson State defeated Louisiana 75-70.
- This was the first time IU scored 90 or more points in a regulation contest since it put up 100 against Troy on November 16, 2019.
- IU went on a 13-2 run over 2:50 in the first half. Marshall went on a 17-0 run to take a 34-22 lead with 6:00 to go in the first half.
- This is the second time this season that the Hoosiers have scored 40 or more points in the first half of play.
- The Hoosiers shot 58% from the floor and 53% from behind the arc. In the last 3 games, IU has shot 53.1% from the floor and 49.0% from long distance.
- IU led for 27:14 in the game and scored 50 points in the paint.
- The last time IU started a season 6-0 was in 2019-2020 when the Hoosiers started the campaign 8-0.
- With the win, Mike Woodson is now 6-0 in his first season in charge of IU. The last time a coach started 6-0 in his IU career was Branch McCracken in 1938-1939 when he started 7-0.
- Trayce Jackson-Davis poured in a career-high 43 points in the victory.
- His 43 points were the most ever scored in Assembly Hall. It was also the most points scored in a single game by an IU player since Mike Woodson scored 48 points on March 3rd, 1979. Steve Alford held the record of 42 which he established in 1987 against Michigan State. Ted Kitchel scored 40 at home against Illinois in 1981.
- In the process, he also set a career high for field goals made in a game with 18.
- This was the most field goals made by one IU player in a single game since Mike Woodson tallied 18 made baskets on March 3rd, 1979.
- Jackson-Davis has now scored in double figures in 31 of his last 32 games.
- His 22 first-half points is the most Jackson-Davis has scored in a single half in his IU career.
- This also his first 40-point game of his career.
- Jackson-Davis became the first player in the NCAA to score 40 points and tally five blocks and five rebounds in the same game since Chris Kaman (Central Michigan) in 2003.
- Xavier Johnson scored 20 points and grabbed seven rebounds and seven assists.
- His 20 points were the most he's tallied in his IU career.
- Race Thompson added eight points and grabbed a team-high 10 rebounds. He now has 8 career double-digit rebound efforts in his career and 3 this season.
- Tamar Bates tallied six points and one assist in 24 minutes of action off the bench.
- Parker Stewart also scored six points and grabbed seven rebounds.
- Miller Kopp put in five points and tallied two rebounds and two assists.
- Khristian Lander added two points off the bench.
- Jordan Geronimo played seven minutes.
- Michael Durr played three minutes.



**SYRACUSE - GAME 7**

- Indiana (6-1, 0-0) fell to Syracuse (4-3, 0-0) 112-110 in double-overtime on Tuesday night at the Carrier Dome.
- After Syracuse took a 15-5 lead to open the game, IU countered with an 11-5 run of its own heading into the under-12 media timeout in the first half.
- IU started the second half on a 17-5 run behind back-to-back threes from graduate/junior Parker Stewart.
- The Hoosiers took their first lead of the game at the 10:04 mark in the second half following a three-pointer from senior/junior Miller Kopp.
- IU outrebounded Syracuse 46-31 including 14-8 on offensive rebounds.
- The 110 points IU put up Tuesday were the most points IU has scored since scoring 110 against Penn State on February 1st, 2017.
- IU shot 55% from the field and 41% from three on the evening. The Hoosiers also hit 74% of their free throws.
- This double-overtime affair was IU's first since February 10, 2021, against Northwestern.
- The Hoosiers tallied 48 points in the paint.
- The 55 points scored in the second half was the most IUs scored in a single half since putting up 58 against Troy on November 16, 2019.
- IU shot 74.1% from the floor in the second half, the first time it has shot more than 70% in a half since December 22, 2018, against Jacksonville (72%).
- This was the first time IU has had three 20-point scorers in the same game (Jackson-Davis (31), Kopp (28) and Stewart (20)) since January 6, 2018, against Minnesota.
- Both Trayce Jackson-Davis and Race Thompson tallied double-doubles, the first time IU has had two players record double-doubles in the same game since Jan. 4, 2021.
- The 222 combined points scored marked the second-highest point total in an IU game, trailing only a 113-112 (225 total points) Hoosier victory over Northern Illinois on Feb. 1, 1971. The last time IU and its opponent both scored at least 100 points in a game was in a 110-102 triple OT win against Penn State in 2017.
- Jackson-Davis scored 31 points on 11-16 shooting and grabbed 16 rebounds.
- He becomes the first IU player since Juwan Morgan on December 16, 2017, to score 30 points and grab 10 rebounds in a single game.
- Jackson-Davis has now scored in double figures in 32 of his last 33 games. This was his 25th-career double-double.
- He is the first IU player since Eric Gordon on November 20 and 24, 2007 to score 30 points in consecutive games.
- Kopp scored a career-high 28 points while also going 4-9 from behind the arc. Kopp played a team-high 48 minutes.
- Parker Stewart hit six three-point shots enroute to a 20-point performance. Stewart is now 13-25 on three-point baskets in two career games at the Carrier Dome.
- Thompson was a force in the paint with 17 points and 12 rebounds. This was his fifth career double-double and ninth career double-digit rebounding effort.
- Xavier Johnson shelled out nine assists and scored four points in 26 minutes of play.
- Rob Phinisee scored two points while adding three rebounds and three assists.
- Khristian Lander added four points, an assist and a rebound off the bench, while freshman Tamar Bates scored two points in 14 minutes of action.
- Michael Durr scored two points off the bench, while Jordan Geronimo played four minutes in reserve.

**NEBRASKA - GAME 8**

- Indiana (7-1, 1-0) beat Nebraska (5-4, 0-1), 68-55, on Saturday afternoon at Simon Skjodt Assembly Hall for the Hoosiers' first Big Ten win of the season.
- Indiana is now 7-1 this season when winning the opening tip, 6-0 when leading at the half, and 5-0 when scoring first.
- From the field, Indiana shot 40.4% and had a 3-point field goal percentage of 36.4%.
- In the last four home games at Simon Skjodt Assembly Hall, Indiana has held its opponents to 15-of-77 (19.4%) shooting from 3-point range.
- Indiana's defense forced Nebraska to shoot 37.7% from the field and 22.7% from the 3-point line (5-of-22).
- In between the 17:03 mark in the first half to 6:00 in the second half, the Hoosier defense forced 14 straight 3-point attempts from Nebraska.
- Nebraska's offense was kept at bay, scoring 15 points under their season average of 79.9 points per game, entering today.
- Indiana took the lead at 4:12 in the first half, 23-20, and never lost it for the rest of the game.
- After trailing 16-6 to start, Indiana outscored Nebraska 62-39.
- IU's bench contributed 26 points in the game, including 18 of their 26 first half points.
- The Hoosiers outrebounded the Cornhuskers, 41-32.
- Junior/Sophomore Trayce Jackson-Davis led Indiana in scoring with 14 points on 5-of-11 shooting and had seven rebounds and four blocks.
- Jackson-Davis has now tied Victor Oladipo in all-time scoring in Indiana history with 1,117 career points. They are now tied for 42nd all-time in program history.
- Jackson-Davis has scored in double figures in 32 of his last 33 games, including 10 straight games dating back to last season.
- Jackson-Davis also has multiple blocks in every game this season and leads the Big Ten in total blocks averaging 3.73.
- Freshman Tamar Bates scored 13 points for a new career and season-high for his most points scored in a single game. Nine of Bates' points came on 3-point field goals.
- Redshirt Senior/Redshirt Junior Race Thompson had 11 points and 11 rebounds for his sixth career double-double. This was Thompson's third straight game reaching double digits on the boards.
- Redshirt Senior/Redshirt Junior Parker Stewart added nine points on 3-of-6 shooting from 3-point range. He leads the Big Ten shooting 47.7% from long distance (21-44).
- Senior/Junior Xavier Johnson provided eight points and six rebounds. Johnson was also 6-of-6 from the free throw line.
- Senior/Junior Rob Phinisee had five points, four rebounds, and three assists off the bench. Phinisee made his first 3-point field goal since the Northern Illinois game on Nov. 12.
- Sophomore/Freshman Anthony Leal hit his only shot attempt of the game, providing three points. For the season, Leal has shot 7-of-9 from the field, including going 4-of-6 from the 3-point line.
- Leal registered 12 minutes off the bench, his most minutes in a game this year.
- Sophomore/Freshman Jordan Geronimo had three points and two rebounds in five minutes of action.
- Senior/Junior Michael Durr scored two points on one field goal attempt as well as having two rebounds.
- Senior/Junior Miller Kopp registered three rebounds and three assists for the game.

**WISCONSIN - GAME 9**

- Indiana (7-2, 1-1) fell to No. 22/17 Wisconsin 64-59 on Wednesday night at the Kohl Center.
- After Wisconsin opened the game up 5-0, IU went on a 26-4 run over 9:12 in the first half.
- All five starters scored at least one basket within the first 7:37 of Wednesday's contest.
- IU's 42 first-half points were the most Wisconsin had given up all season long.
- Seven Hoosiers scored in the first half with nine scoring on the night.
- Race Thompson led the way for IU with 12 points, nine rebounds and one assist.
- Thompson has scored in double figures five different times this season.
- Xavier Johnson added 10 points, seven assists and seven rebounds.
- This was his fifth double-digit scoring effort of the year.
- He's now dished out five or more assists in four games this season.
- Trayce Jackson-Davis tallied nine points, six rebounds and one assist.
- His 1,126 career points passes Will Sheehy and moves him into 41st all-time in IU history.
- Parker Stewart scored nine points on 3-7 shooting from beyond the arc. He also grabbed four rebounds and dished out one assist.
- Miller Kopp added seven points and one rebound.
- Michael Durr tallied four points and one rebound off the bench.
- Rob Phinisee scored two points, grabbed four boards and dished out three assists in 13 minutes in reserve.
- Tamar Bates had three points, two rebounds and an assist.
- Jordan Geronimo scored three points, blocked two shots and added five boards in reserve.
- Anthony Leal played key minutes down the stretch.





**MERRIMACK - GAME 10**

• Indiana (8-2, 1-1) beat Merrimack (4-8, 0-0), 81-49, on Sunday afternoon at Simon Skjodt Assembly Hall.

- This was the first ever meeting between Indiana and Merrimack.
- Indiana is now 8-1 when controlling the opening tip and 6-0 when scoring first this season.
- The Hoosiers shot 51.2% from the floor while making 31.3% of their 3-point attempts.
- The Indiana defense forced Merrimack to 29.6% shooting from the field.
- Indiana owned the glass, outrebounding Merrimack, 54-16.
- In the second half, Indiana outscored 45-19.
- Indiana's bench accounted for 34 points.
- The Indiana defense only allowed Merrimack to convert on four two-point field goals in the first half.
- Merrimack's offense was held to 49 points, eight points under its season average of 56.7 points per game.
- The Hoosiers will face Notre Dame at 2:30 p.m. on Saturday, Dec. 18 at Gainbridge Fieldhouse in Indianapolis as part of the Crossroads Classic.
- Trayce Jackson-Davis led the Hoosiers with 16 points on five-of-10 shooting from the field and a 6-of-6 performance from the free throw line.
- Jackson-Davis also recorded nine rebounds and three blocks. He has accounted for multiple blocks in nine of the ten games this season.
- Jackson-Davis has reached double-digit scoring figures in nine of the ten games this season and in 35 of his last 37 games dating back to the 2020-2021 season.
- Race Thompson had 14 points on 6-of-6 shooting. This is his fourth straight game scoring in double digits.
- Jordan Geronimo had a career-high in points and rebounds with 13 of each. This was his first career double-double.
- Xavier Johnson accounted for nine points, four assists, and two rebounds.
- Miller Kopp scored eight points and was 2-of-2 from the 3-point line in the process. This is his fourth game this season where he has multiple 3-point shots in a game.
- Tamar Bates added seven points, four rebounds, an assist, and a steal in 19 minutes of action.
- Michael Durr had his highest scoring total as a Hoosier with five points while grabbing three rebounds as well.
- Logan Duncomb made his second appearance of his collegiate career and also scored his first career points. He had four points on a midrange jump shot and two made free throws.
- Anthony Leal recorded three points, two rebounds, and an assist.
- Rob Phinisee contributed two points, four assists, three rebounds, and two blocks.
- The four assists were a season-high for Phinisee.
- Parker Stewart had three assists and two rebounds in 18 minutes.
- Khristian Lander had one rebound in seven minutes of play.

**NOTRE DAME - GAME 11**

• Indiana (9-2) beat Notre Dame (4-5), 64-56, on Saturday afternoon at Gainbridge Fieldhouse in Indianapolis.

- The contest marked the final game of the Crossroads Classic, ending the event that ran for 11-straight seasons. The Hoosiers finished with a tournament best record of 8-3. Butler went 6-5, while Notre Dame ended up 4-7 and Purdue finished 4-7.
- IU improved to 52-22 all-time against Notre Dame and 5-1 against the Irish in the Crossroads Classic.
- Indiana won for the first time outside of Simon Skjodt Assembly Hall in the 2021-22 season.
- The Hoosiers went on a 15-3 scoring run in the final 7:17 of the first half to take a 30-27 lead into the locker room. Notre Dame turned the ball over six times over that time span. IU also started the second half on a 7-2 for an extended run of 22-5 splitting the two halves.
- Indiana held Notre Dame to 36.2% from the field and 18.2% from long distance. IU leads the Big Ten and is second nationally in defensive field goal percentage (35.0%). Indiana's defense forced three shot clock violations in the first half.
- IU outrebounded Notre Dame, 35-32.
- The Hoosiers will return to Simon Skjodt Assembly Hall for the final two contests of the 2021 calendar season and the last two non-conference games of the '21-22 regular season. IU will host Northern Kentucky at 7 p.m. ET on Dec. 22 and UNC Asheville at 7 p.m. on Dec. 29.
- Junior/sophomore Trayce Jackson-Davis tallied his 26th career double-double with game highs in both points (17) and rebounds (12). He moved past Cody Zeller on the all-time scoring list at IU and is now 40th all-time for the Hoosiers with 1,159 points.
- The Hoosiers are 20-6 in the 26 games in which TJD recorded a double-double during his three-year career.
- The All-American also totaled two blocks on the defensive end and has charted multiple blocks in 10 of 11 games this season. He leads the Big Ten with 3.38 blocks per contest.
- Graduate/redshirt junior Parker Stewart had 12 points, three rebounds and two blocks. He made 3-of-4 from long distance and leads the league making 49.1% from long distance this season.
- Redshirt senior/redshirt junior Race Thompson finished with 11 points, three boards, three assists and a pair of steals. He made all four of his field goal attempts. He is a perfect 10-for-10 from the floor in his last two games.
- Senior/junior Xavier Johnson had 11 points and added three assists.
- Senior/junior Rob Phinisee hit a pair of critical 3-pointers and finished with six points, a team-high five assists, and five rebounds in 25 minutes off the bench.
- Sophomore/freshman Anthony Leal contributed three assists and a steal.
- Sophomore/freshman Jordan Geronimo tallied two points and four rebounds.
- Senior/junior Miller Kopp finished with five points, two rebounds and a steal.
- Senior/junior Michael Durr pulled down one rebound in two minutes of run.



# 50 YEARS OF SIMON SKJODT ASSEMBLY HALL

IU Athletics is set to celebrate the 50th birthday of its most iconic facility.

On Sept. 12, 1971, the doors opened for the first time at Simon Skjodt Assembly Hall, Indiana University's new \$26.6 million, 17,500-seat indoor arena. Originally designed to host athletic contests, concerts, conventions, and other large campus and community events, it welcomed many big names outside of athletics in its early days. Bob Hope, Bob Dylan, Elvis Presley, the Rolling Stones, the Eagles, and Elton John is just a sampling of the big-name entertainers that wowed crowds when the building was in its infancy. In more recent years The Dalai Lama, Barack Obama, Bill and Hillary Clinton, and John Mellencamp have filled the seats for events.

But for all the legendary performers, politicians, and dignitaries that set up stage in Simon Skjodt Assembly Hall, what the facility is best known for is serving as the home of Indiana Basketball for the last half century.

The facility's opening coincided with the arrival of legendary IU Men's Basketball Coach Bob Knight, and a nearly unequalled era of men's basketball dominance followed. Simon Skjodt Assembly Hall was home to three IU men's basketball NCAA Championship teams, 14 men's regular season Big Ten Championship teams, a 50-game winning streak from 1991-95 and a 35-game win streak from 1973-76.

For men's basketball, it has consistently attracted some of the nation's largest and loudest crowds, creating a home-court advantage and atmosphere that is second to none.

After a year away due to the COVID-19 pandemic, those large and loud crowds are set to return to Simon Skjodt Assembly Hall during the 2021-22 season. Throughout the course of the upcoming men's basketball season, fans will be treated to a birthday celebration of sorts, as many of the great moments from the last 50 years of basketball in the facility will be recognized.

Starting with Men's Basketball's Nov. 9 season opener against Eastern Michigan, IU Athletics will unveil its ranking of the top men's basketball games ever played at Simon Skjodt Assembly Hall. The game-by-game countdown, which is being sponsored by Indiana Kitchen, will culminate with the announcement of the No. 1 men's basketball game ever played in the building during the March 2, 2022, regular season home finale against Rutgers. A recap of each game, along with video and/or photos from the contest, will be played on the video board during each home contest. An expanded version of the account of the game, including commentary from former IU players who participated in the contest, will be released the following day on IU Men's Basketball's social media channels.

As each all-time great game is announced for the men's programs, the extended versions of the recaps will be available at a dedicated location: [www.iuhoosiers.com/50years](http://www.iuhoosiers.com/50years).





2021-22 SEASON STATS (ALL GAMES)

Game Records

| Record         | Overall | Home | Away | Neutral |
|----------------|---------|------|------|---------|
| ALL GAMES      | 10-2    | 9-0  | 0-2  | 1-0     |
| CONFERENCE     | 1-1     | 1-0  | 0-1  | 0-0     |
| NON-CONFERENCE | 9-1     | 8-0  | 0-1  | 1-0     |

Score by Periods

| Team      | 1st | 2nd | OT | TOT |
|-----------|-----|-----|----|-----|
| Indiana   | 439 | 465 | 22 | 926 |
| Opponents | 306 | 410 | 24 | 740 |

Team Box Score

| No.              | Player                | GP-GS     | MIN         | AVG  | Total          |             | 3-Point       |             | F-Throw        |             | Rebounds   |            |            |             | PF         | DQ       | A          | TO         | BLK       | STL        | PTS        | AVG         |
|------------------|-----------------------|-----------|-------------|------|----------------|-------------|---------------|-------------|----------------|-------------|------------|------------|------------|-------------|------------|----------|------------|------------|-----------|------------|------------|-------------|
|                  |                       |           |             |      | FG-FGA         | FG%         | 3FG-3FGA      | 3FG%        | FT-FTA         | FT%         | OFF        | DEF        | TOT        | AVG         |            |          |            |            |           |            |            |             |
| 23               | JACKSON-DAVIS, Trayce | 12-12     | 380:28      | 31.7 | 89-144         | .618        | 0-1           | .000        | 53-78          | .679        | 26         | 76         | 102        | 8.5         | 15         | 0        | 22         | 22         | 38        | 8          | 231        | 19.3        |
| 25               | THOMPSON, Race        | 12-12     | 320:09      | 26.7 | 54-90          | .600        | 2-15          | .133        | 21-35          | .600        | 24         | 70         | 94         | 7.8         | 24         | 0        | 25         | 21         | 9         | 16         | 131        | 10.9        |
| 0                | JOHNSON, Xavier       | 12-12     | 284:50      | 23.7 | 39-86          | .453        | 8-22          | .364        | 35-49          | .714        | 5          | 41         | 46         | 3.8         | 34         | 1        | 51         | 29         | 1         | 12         | 121        | 10.1        |
| 12               | KOPP, Miller          | 12-12     | 311:44      | 26.0 | 31-79          | .392        | 15-38         | .395        | 17-18          | .944        | 4          | 31         | 35         | 2.9         | 15         | 0        | 16         | 9          | 4         | 5          | 94         | 7.8         |
| 45               | STEWART, Parker       | 12-11     | 284:43      | 23.7 | 30-67          | .448        | 28-57         | .491        | 5-7            | .714        | 1          | 26         | 27         | 2.3         | 34         | 1        | 8          | 13         | 2         | 6          | 93         | 7.8         |
| 53               | BATES, Tamar          | 11-0      | 222:17      | 20.2 | 25-57          | .439        | 11-32         | .344        | 8-10           | .800        | 2          | 15         | 17         | 1.5         | 12         | 0        | 10         | 12         | 1         | 3          | 69         | 6.3         |
| 22               | GERONIMO, Jordan      | 12-0      | 144:08      | 12.0 | 20-42          | .476        | 3-10          | .300        | 12-26          | .462        | 20         | 34         | 54         | 4.5         | 17         | 0        | 5          | 18         | 6         | 5          | 55         | 4.6         |
| 1                | PHINISEE, Rob         | 9-0       | 169:23      | 18.8 | 14-48          | .292        | 7-23          | .304        | 4-10           | .400        | 5          | 20         | 25         | 2.8         | 13         | 1        | 22         | 15         | 3         | 5          | 39         | 4.3         |
| 4                | LANDER, Khristian     | 8-0       | 85:48       | 10.7 | 9-20           | .450        | 3-9           | .333        | 6-8            | .750        | 0          | 10         | 10         | 1.3         | 12         | 0        | 10         | 14         | 1         | 3          | 27         | 3.4         |
| 32               | GALLOWAY, Trey        | 3-0       | 41:10       | 13.7 | 4-9            | .444        | 1-4           | .250        | 0-0            | .000        | 0          | 5          | 5          | 1.7         | 6          | 0        | 4          | 3          | 1         | 1          | 9          | 3.0         |
| 3                | LEAL, Anthony         | 8-1       | 100:31      | 12.6 | 9-18           | .500        | 5-14          | .357        | 0-0            | .000        | 2          | 8          | 10         | 1.3         | 10         | 0        | 11         | 6          | 1         | 4          | 23         | 2.9         |
| 2                | DURR, Michael         | 11-0      | 87:50       | 8.0  | 7-17           | .412        | 0-1           | .000        | 11-14          | .786        | 4          | 11         | 15         | 1.4         | 14         | 0        | 7          | 12         | 3         | 0          | 25         | 2.3         |
| 11               | DUNCOMB, Logan        | 3-0       | 09:54       | 3.3  | 2-3            | .667        | 0-0           | .000        | 2-2            | 1.000       | 2          | 1          | 3          | 1.0         | 1          | 0        | 1          | 2          | 1         | 0          | 6          | 2.0         |
| 54               | CHILDRESS, Nathan     | 2-0       | 07:06       | 3.6  | 1-1            | 1.000       | 1-1           | 1.000       | 0-0            | .000        | 0          | 5          | 5          | 2.5         | 1          | 0        | 0          | 1          | 0         | 0          | 3          | 1.5         |
| Team             |                       |           |             |      |                |             |               |             |                |             | 24         | 27         | 51         |             |            |          | 8          |            |           |            |            |             |
| <b>Total</b>     |                       | <b>12</b> | <b>2450</b> |      | <b>334-681</b> | <b>.490</b> | <b>84-227</b> | <b>.370</b> | <b>174-257</b> | <b>.677</b> | <b>119</b> | <b>380</b> | <b>499</b> | <b>41.6</b> | <b>208</b> | <b>3</b> | <b>192</b> | <b>185</b> | <b>71</b> | <b>68</b>  | <b>926</b> | <b>77.2</b> |
| <b>Opponents</b> |                       | <b>12</b> | <b>2450</b> |      | <b>256-731</b> | <b>.350</b> | <b>78-279</b> | <b>.280</b> | <b>150-202</b> | <b>.743</b> | <b>111</b> | <b>268</b> | <b>379</b> | <b>31.6</b> | <b>227</b> | <b>5</b> | <b>115</b> | <b>149</b> | <b>33</b> | <b>105</b> | <b>740</b> | <b>61.7</b> |

Team Statistics

|                        | IND            | OPP            |
|------------------------|----------------|----------------|
| <b>Scoring</b>         | <b>926</b>     | <b>740</b>     |
| Points per game        | 77.2           | 61.7           |
| Scoring margin         | +15.5          | -              |
| <b>Field goals-att</b> | <b>334-681</b> | <b>256-731</b> |
| Field goal pct         | .490           | .350           |
| <b>3 point fg-att</b>  | <b>84-227</b>  | <b>78-279</b>  |
| 3-point FG pct         | .370           | .280           |
| 3-pt FG made per game  | 7.0            | 6.5            |
| <b>Free throws-att</b> | <b>174-257</b> | <b>150-202</b> |
| Free throw pct         | .677           | .743           |
| F-Throws made per game | 14.5           | 12.5           |
| <b>Rebounds</b>        | <b>499</b>     | <b>379</b>     |
| Rebounds per game      | 41.6           | 31.6           |
| Rebounding margin      | +10.0          | -              |
| <b>Assists</b>         | <b>192</b>     | <b>115</b>     |
| Assists per game       | 16.0           | 9.6            |
| <b>Turnovers</b>       | <b>185</b>     | <b>149</b>     |
| Turnovers per game     | 15.4           | 12.4           |
| Turnover margin        | -3.0           | -              |
| Assist/turnover ratio  | 1.0            | 0.8            |
| <b>Steals</b>          | <b>68</b>      | <b>105</b>     |
| Steals per game        | 5.7            | 8.8            |
| <b>Blocks</b>          | <b>71</b>      | <b>33</b>      |
| Blocks per game        | 5.9            | 2.8            |
| <b>Winning streak</b>  | <b>3</b>       | <b>-</b>       |
| Home win streak        | 9              | -              |
| <b>Attendance</b>      | <b>133302</b>  | <b>37343</b>   |
| Home games-Avg/Game    | 9-14811        | 2-18672        |
| Neutral site-Avg/Game  | -              | 1-17905        |

Team Results

| Date       | Opponent        |      | Score   | Att.  |
|------------|-----------------|------|---------|-------|
| 11/09/2021 | Eastern Mich.   | W    | 68-62   | 17222 |
| 11/12/2021 | Northern Ill.   | W    | 85-49   | 17222 |
| 11/17/2021 | St. John's (NY) | W    | 76-74   | 17222 |
| 11/21/2021 | Louisiana       | W    | 76-44   | 11407 |
| 11/23/2021 | Jackson St.     | W    | 70-35   | 10958 |
| 11/27/2021 | Marshall        | W    | 90-79   | 12330 |
| 11/30/2021 | at Syracuse     | Lot2 | 110-112 | 21330 |
| 12/04/2021 | Nebraska        | W    | 68-55   | 17222 |
| 12/08/2021 | at Wisconsin    | L    | 59-64   | 16013 |
| 12/12/2021 | Merrimack       | W    | 81-49   | 17222 |
| 12/18/2021 | vs Notre Dame   | W    | 64-56   | 17905 |
| 12/22/2021 | Northern Ky.    | W    | 79-61   | 12497 |





2021-22 SEASON STATS (BIG TEN GAMES ONLY)

Game Records

| Record         | Overall | Home | Away | Neutral |
|----------------|---------|------|------|---------|
| ALL GAMES      | 1-1     | 1-0  | 0-1  | 0-0     |
| CONFERENCE     | 1-1     | 1-0  | 0-1  | 0-0     |
| NON-CONFERENCE | 0-0     | 0-0  | 0-0  | 0-0     |

Score by Periods

| Team      | 1st | 2nd | OT | TOT |
|-----------|-----|-----|----|-----|
| Indiana   | 68  | 59  | 0  | 127 |
| Opponents | 47  | 72  | 0  | 119 |

Team Box Score

| No.              | Player                | Total    |            |      |               |             | 3-Point      |             | F-Throw      |             | Rebounds  |           |           |             | PF DQ A TO BLK STL PTS AVG |          |           |           |          |           |            |             |
|------------------|-----------------------|----------|------------|------|---------------|-------------|--------------|-------------|--------------|-------------|-----------|-----------|-----------|-------------|----------------------------|----------|-----------|-----------|----------|-----------|------------|-------------|
|                  |                       | GP-GS    | MIN        | AVG  | FG-FGA        | FG%         | 3FG-3FGA     | 3FG%        | FT-FTA       | FT%         | OFF       | DEF       | TOT       | AVG         | PF                         | DQ       | A         | TO        | BLK      | STL       | PTS        | AVG         |
| 25               | THOMPSON, Race        | 2-2      | 59:51      | 29.9 | 11-20         | .550        | 0-3          | .000        | 1-2          | .500        | 6         | 14        | 20        | 10.0        | 4                          | 0        | 3         | 0         | 1        | 2         | 23         | 11.5        |
| 23               | JACKSON-DAVIS, Trayce | 2-2      | 66:01      | 33.0 | 9-21          | .429        | 0-0          | .000        | 5-7          | .714        | 3         | 10        | 13        | 6.5         | 2                          | 0        | 1         | 4         | 5        | 3         | 23         | 11.5        |
| 0                | JOHNSON, Xavier       | 2-2      | 42:43      | 21.4 | 5-21          | .238        | 0-2          | .000        | 8-12         | .667        | 2         | 11        | 13        | 6.5         | 7                          | 0        | 7         | 4         | 0        | 1         | 18         | 9.0         |
| 45               | STEWART, Parker       | 2-2      | 50:48      | 25.4 | 6-14          | .429        | 6-11         | .545        | 0-0          | .000        | 1         | 6         | 7         | 3.5         | 6                          | 0        | 1         | 0         | 0        | 1         | 18         | 9.0         |
| 53               | BATES, Tamar          | 2-0      | 41:32      | 20.8 | 5-12          | .417        | 4-9          | .444        | 2-2          | 1.000       | 0         | 2         | 2         | 1.0         | 1                          | 0        | 1         | 3         | 0        | 0         | 16         | 8.0         |
| 1                | PHINISEE, Rob         | 2-0      | 37:17      | 18.6 | 3-11          | .273        | 1-5          | .200        | 0-1          | .000        | 3         | 5         | 8         | 4.0         | 3                          | 0        | 5         | 3         | 0        | 1         | 7          | 3.5         |
| 12               | KOPP, Miller          | 2-2      | 52:30      | 26.2 | 3-11          | .273        | 1-3          | .333        | 0-0          | .000        | 1         | 3         | 4         | 2.0         | 3                          | 0        | 3         | 5         | 0        | 0         | 7          | 3.5         |
| 22               | GERONIMO, Jordan      | 2-0      | 15:34      | 7.8  | 1-4           | .250        | 0-1          | .000        | 4-6          | .667        | 3         | 4         | 7         | 3.5         | 2                          | 0        | 1         | 2         | 2        | 0         | 6          | 3.0         |
| 2                | DURR, Michael         | 2-0      | 12:41      | 6.3  | 3-4           | .750        | 0-0          | .000        | 0-0          | .000        | 1         | 2         | 3         | 1.5         | 0                          | 0        | 0         | 1         | 0        | 0         | 6          | 3.0         |
| 3                | LEAL, Anthony         | 2-0      | 21:03      | 10.5 | 1-1           | 1.000       | 1-1          | 1.000       | 0-0          | .000        | 0         | 1         | 1         | 0.5         | 3                          | 0        | 2         | 1         | 1        | 1         | 3          | 1.5         |
| Team             |                       |          |            |      |               |             |              |             |              |             | 2         | 5         | 7         |             |                            |          |           | 1         |          |           |            |             |
| <b>Total</b>     |                       | <b>2</b> | <b>400</b> |      | <b>47-119</b> | <b>.395</b> | <b>13-35</b> | <b>.371</b> | <b>20-30</b> | <b>.667</b> | <b>22</b> | <b>63</b> | <b>85</b> | <b>42.5</b> | <b>31</b>                  | <b>0</b> | <b>24</b> | <b>24</b> | <b>9</b> | <b>9</b>  | <b>127</b> | <b>63.5</b> |
| <b>Opponents</b> |                       | <b>2</b> | <b>400</b> |      | <b>45-123</b> | <b>.366</b> | <b>10-45</b> | <b>.222</b> | <b>19-23</b> | <b>.826</b> | <b>16</b> | <b>57</b> | <b>73</b> | <b>36.5</b> | <b>33</b>                  | <b>0</b> | <b>21</b> | <b>18</b> | <b>7</b> | <b>13</b> | <b>119</b> | <b>59.5</b> |

Team Statistics

|                        | IND           | OPP           |
|------------------------|---------------|---------------|
| <b>Scoring</b>         | <b>127</b>    | <b>119</b>    |
| Points per game        | 63.5          | 59.5          |
| Scoring margin         | +4.0          | -             |
| <b>Field goals-att</b> | <b>47-119</b> | <b>45-123</b> |
| Field goal pct         | .395          | .366          |
| <b>3 point fg-att</b>  | <b>13-35</b>  | <b>10-45</b>  |
| 3-point FG pct         | .371          | .222          |
| 3-pt FG made per game  | 6.5           | 5.0           |
| <b>Free throws-att</b> | <b>20-30</b>  | <b>19-23</b>  |
| Free throw pct         | .667          | .826          |
| F-Throws made per game | 10.0          | 9.5           |
| <b>Rebounds</b>        | <b>85</b>     | <b>73</b>     |
| Rebounds per game      | 42.5          | 36.5          |
| Rebounding margin      | +6.0          | -             |
| <b>Assists</b>         | <b>24</b>     | <b>21</b>     |
| Assists per game       | 12.0          | 10.5          |
| <b>Turnovers</b>       | <b>24</b>     | <b>18</b>     |
| Turnovers per game     | 12.0          | 9.0           |
| Turnover margin        | -3.0          | -             |
| Assist/turnover ratio  | 1.0           | 1.2           |
| <b>Steals</b>          | <b>9</b>      | <b>13</b>     |
| Steals per game        | 4.5           | 6.5           |
| <b>Blocks</b>          | <b>9</b>      | <b>7</b>      |
| Blocks per game        | 4.5           | 3.5           |
| <b>Winning streak</b>  | <b>0</b>      | <b>-</b>      |
| Home win streak        | 1             | -             |
| <b>Attendance</b>      | <b>17222</b>  | <b>16013</b>  |
| Home games-Avg/Game    | 1-17222       | 1-16013       |
| Neutral site-Avg/Game  | -             | 0-0           |

Team Results

| Date       | Opponent     |   | Score | Att.  |
|------------|--------------|---|-------|-------|
| 12/04/2021 | Nebraska     | W | 68-55 | 17222 |
| 12/08/2021 | at Wisconsin | L | 59-64 | 16013 |



2021-22 BOX SCORES

Official Basketball Box Score - Final  
**Eastern Michigan at Indiana**  
 11/09/21 Simon Skjott Assembly Hall, Bloomington, Ind.  
 2021-22 Men's Basketball  
 Game Time: 6:00 PM  
 Game Duration: 2:07  
 Attendance: 17,222  
 Officials: Kelly Pfeifer, Bill Ek, Ed Philips

| Eastern Michigan - 62 |                    |     |       |      |       |           |       |    |    |    |    |        | Record: 0-1 |                    |     |     |     |         |         |       |        |       |       |        |       |       |       |       |
|-----------------------|--------------------|-----|-------|------|-------|-----------|-------|----|----|----|----|--------|-------------|--------------------|-----|-----|-----|---------|---------|-------|--------|-------|-------|--------|-------|-------|-------|-------|
| NO.                   | Name               | Min | FG    | 3P   | FT    | Rebounds  | Fouls | TP | AS | TO | ST | Blocks | +/-         | Shooting By Period |     |     |     |         |         |       |        |       |       |        |       |       |       |       |
|                       |                    |     | M/A   | M/A  | M/A   | OR DR TOT | PF    | FD |    |    |    | BS     | BA          |                    | 1st | 2nd | 3rd | 4th     | FT%     | 3PT%  | GM FG% | FT%   | 3PT%  | GM FG% | FT%   | 3PT%  |       |       |
| 1                     | Colin Golson       | F   | 25:26 | 4-15 | 1-4   | 0-0       | 3     | 5  | 8  | 3  | 0  | 9      | 1           | 2                  | 0   | 0   | 2   | -8      | 1st     | FG%   | 7-31   | 22.6% | 3PT%  | 3-12   | 25.0% | FT%   | 2-3   | 66.7% |
| 15                    | Axel Okongo        | F   | 15:04 | 1-1  | 0-0   | 0-0       | 1     | 3  | 4  | 4  | 0  | 2      | 0           | 1                  | 0   | 0   | -23 | 2nd     | FG%     | 13-33 | 39.4%  | 3PT%  | 6-11  | 54.5%  | FT%   | 11-13 | 84.6% |       |
| 2                     | Monty Scott        | G   | 23:46 | 3-8  | 1-2   | 0-0       | 0     | 3  | 3  | 1  | 1  | 7      | 3           | 1                  | 1   | 0   | -10 | 3rd     | FG%     | 20-64 | 31.3%  | 3PT%  | 9-23  | 39.1%  | FT%   | 13-16 | 81.3% |       |
| 5                     | Noah Farrakhan     | G   | 33:17 | 5-21 | 3-7   | 5-7       | 0     | 3  | 3  | 4  | 6  | 18     | 0           | 3                  | 1   | 2   | -10 | 4th     | FG%     | 20-64 | 31.3%  | 3PT%  | 9-23  | 39.1%  | FT%   | 13-16 | 81.3% |       |
| 10                    | Darion Spottsville | G   | 32:43 | 2-4  | 0-0   | 0-1       | 1     | 8  | 9  | 2  | 2  | 4      | 2           | 2                  | 1   | 0   | -10 | GM FG%  | 20-64   | 31.3% | FT%    | 9-23  | 39.1% | FT%    | 13-16 | 81.3% |       |       |
| 4                     | Bryce McBride      | F   | 27:18 | 2-4  | 2-3   | 6-6       | 0     | 2  | 2  | 4  | 4  | 12     | 0           | 0                  | 0   | 1   | 6   | 1st FG% | 7-31    | 22.6% | 3PT%   | 3-12  | 25.0% | FT%    | 2-3   | 66.7% |       |       |
| 25                    | Nate Scott         | G   | 23:18 | 1-5  | 0-2   | 0-0       | 0     | 10 | 10 | 0  | 1  | 2      | 2           | 1                  | 0   | 0   | 1   | 6       | 2nd FG% | 13-33 | 39.4%  | 3PT%  | 6-11  | 54.5%  | FT%   | 11-13 | 84.6% |       |
| 23                    | Thomas Binelli     | F   | 17:32 | 2-6  | 2-5   | 2-2       | 0     | 0  | 0  | 2  | 1  | 8      | 0           | 1                  | 3   | 2   | -15 | 3rd FG% | 20-64   | 31.3% | 3PT%   | 9-23  | 39.1% | FT%    | 13-16 | 81.3% |       |       |
| 0                     | Kevin-David Rice   | G   | 01:36 | 0-0  | 0-0   | 0-0       | 0     | 0  | 0  | 0  | 0  | 0      | 0           | 0                  | 0   | 0   | -6  | 4th FG% | 20-64   | 31.3% | 3PT%   | 9-23  | 39.1% | FT%    | 13-16 | 81.3% |       |       |
| Team                  |                    |     |       |      |       |           | 2     | 1  | 3  | 0  | 0  | 0      | 2           |                    |     |     |     |         |         |       |        |       |       |        |       |       |       |       |
| Totals                |                    |     | 20-64 | 9-23 | 13-16 | 7         | 35    | 42 | 20 | 15 | 62 | 8      | 13          | 6                  | 3   | 6   | -6  |         |         |       |        |       |       |        |       |       |       |       |

| Indiana - 68 |                      |     |       |      |       |           |       |    |    |    |    |        | Record: 1-0 |                    |     |     |     |         |         |       |        |       |       |        |       |       |       |       |
|--------------|----------------------|-----|-------|------|-------|-----------|-------|----|----|----|----|--------|-------------|--------------------|-----|-----|-----|---------|---------|-------|--------|-------|-------|--------|-------|-------|-------|-------|
| NO.          | Name                 | Min | FG    | 3P   | FT    | Rebounds  | Fouls | TP | AS | TO | ST | Blocks | +/-         | Shooting By Period |     |     |     |         |         |       |        |       |       |        |       |       |       |       |
|              |                      |     | M/A   | M/A  | M/A   | OR DR TOT | PF    | FD |    |    |    | BS     | BA          |                    | 1st | 2nd | 3rd | 4th     | FT%     | 3PT%  | GM FG% | FT%   | 3PT%  | GM FG% | FT%   | 3PT%  |       |       |
| 12           | Miller Kopp          | F   | 18:04 | 1-5  | 0-3   | 1-1       | 0     | 3  | 3  | 0  | 2  | 3      | 1           | 0                  | 1   | 0   | 0   | 9       | 1st     | FG%   | 14-32  | 43.8% | 3PT%  | 4-15   | 26.7% | FT%   | 4-5   | 80%   |
| 23           | Trayce Jackson-Davis | F   | 36:44 | 9-14 | 0-0   | 3-7       | 2     | 12 | 14 | 0  | 9  | 21     | 3           | 0                  | 0   | 0   | 0   | 0       | 2nd     | FG%   | 12-30  | 40.0% | 3PT%  | 0-9    | 0.0%  | FT%   | 8-15  | 53.3% |
| 25           | Race Thompson        | F   | 24:01 | 2-6  | 0-4   | 1-2       | 1     | 9  | 10 | 4  | 2  | 5      | 3           | 0                  | 1   | 2   | 0   | 18      | 3rd     | FG%   | 26-62  | 41.9% | 3PT%  | 4-24   | 16.7% | FT%   | 12-20 | 60.0% |
| 0            | Xavier Johnson       | G   | 24:45 | 4-9  | 1-3   | 5-8       | 1     | 1  | 2  | 3  | 5  | 14     | 3           | 3                  | 0   | 0   | 0   | 7       | 4th     | FG%   | 14-32  | 43.8% | 3PT%  | 4-15   | 26.7% | FT%   | 4-5   | 80%   |
| 45           | Parker Stewart       | G   | 27:16 | 2-5  | 2-4   | 0-0       | 0     | 1  | 1  | 2  | 0  | 6      | 0           | 0                  | 1   | 0   | 1   | 3       | GM FG%  | 26-62 | 41.9%  | 3PT%  | 4-24  | 16.7%  | FT%   | 12-20 | 60.0% |       |
| 1            | Rob Phinisee         | G   | 25:49 | 3-11 | 1-5   | 0-0       | 0     | 1  | 1  | 0  | 0  | 7      | 2           | 2                  | 0   | 0   | 1   | 2       | 1st FG% | 14-32 | 43.8%  | 3PT%  | 4-15  | 26.7%  | FT%   | 4-5   | 80%   |       |
| 53           | Tamar Bates          | F   | 14:36 | 2-5  | 0-2   | 2-2       | 0     | 2  | 2  | 1  | 1  | 6      | 0           | 1                  | 0   | 0   | 0   | 19      | 2nd FG% | 12-30 | 40.0%  | 3PT%  | 0-9   | 0.0%   | FT%   | 8-15  | 53.3% |       |
| 22           | Jordan Geronimo      | G   | 14:50 | 2-5  | 0-2   | 0-0       | 0     | 4  | 4  | 1  | 0  | 4      | 0           | 0                  | 0   | 0   | -9  | 3rd FG% | 26-62   | 41.9% | 3PT%   | 4-24  | 16.7% | FT%    | 12-20 | 60.0% |       |       |
| 32           | Trey Galloway        | F   | 13:55 | 1-2  | 0-1   | 0-0       | 0     | 2  | 2  | 4  | 1  | 2      | 1           | 2                  | 0   | 1   | 0   | 2       | 4th FG% | 14-32 | 43.8%  | 3PT%  | 4-15  | 26.7%  | FT%   | 4-5   | 80%   |       |
| Team         |                      |     |       |      |       |           | 1     | 3  | 4  | 0  | 0  | 0      | 0           |                    |     |     |     |         |         |       |        |       |       |        |       |       |       |       |
| Totals       |                      |     | 26-62 | 4-24 | 12-20 | 5         | 38    | 43 | 15 | 20 | 68 | 13     | 8           | 3                  | 6   | 3   | 6   | -6      |         |       |        |       |       |        |       |       |       |       |

| Biggest lead |  | EMU           | IU             | Points from Turnovers |  | EMU | IU  | Period by Period Scoring |  |  |
|--------------|--|---------------|----------------|-----------------------|--|-----|-----|--------------------------|--|--|
|              |  | 0 (1st 20:00) | 21 (2nd 18:13) |                       |  | 5   | 13  |                          |  |  |
|              |  | 9 (2nd 10:54) | 10 (1st 14:32) | Paint                 |  | 16  | 32  |                          |  |  |
|              |  | 0             | 0              | Second Chance         |  | 4   | 7   |                          |  |  |
|              |  | 0             | 0              | Fast Breaks           |  | 5   | 9   |                          |  |  |
|              |  | 00:00         | 38:31          | Bench                 |  | 22  | 19  |                          |  |  |
|              |  |               |                | 1st                   |  | 2nd | TOT |                          |  |  |
|              |  |               |                | EMU                   |  | 19  | 43  |                          |  |  |
|              |  |               |                | IU                    |  | 36  | 32  |                          |  |  |

Official Basketball Box Score - Final  
**St. John's (NY) at Indiana**  
 11/17/21 Simon Skjott Assembly Hall, Bloomington, Ind.  
 2021-22 Men's Basketball  
 Game Time: 9:00 PM  
 Game Duration: 2:14  
 Attendance: 17,222  
 Officials: James Breeding, Paul Szec, Lamar Simpson

| St. John's (NY) - 74 |                   |     |       |       |       |           |       |    |    |    |    |        | Record: 2-1 |                    |     |     |     |         |         |       |        |       |       |        |       |       |       |       |
|----------------------|-------------------|-----|-------|-------|-------|-----------|-------|----|----|----|----|--------|-------------|--------------------|-----|-----|-----|---------|---------|-------|--------|-------|-------|--------|-------|-------|-------|-------|
| NO.                  | Name              | Min | FG    | 3P    | FT    | Rebounds  | Fouls | TP | AS | TO | ST | Blocks | +/-         | Shooting By Period |     |     |     |         |         |       |        |       |       |        |       |       |       |       |
|                      |                   |     | M/A   | M/A   | M/A   | OR DR TOT | PF    | FD |    |    |    | BS     | BA          |                    | 1st | 2nd | 3rd | 4th     | FT%     | 3PT%  | GM FG% | FT%   | 3PT%  | GM FG% | FT%   | 3PT%  |       |       |
| 2                    | Julian Champagnie | F   | 36:06 | 12-22 | 6-12  | 2-2       | 0     | 7  | 7  | 1  | 2  | 32     | 2           | 0                  | 0   | 1   | 1   | 0       | 1st     | FG%   | 9-27   | 33.3% | 3PT%  | 3-12   | 25.0% | FT%   | 6-8   | 75%   |
| 11                   | Joel Soriano      | F   | 22:49 | 1-3   | 0-0   | 2-2       | 4     | 2  | 6  | 4  | 1  | 4      | 1           | 1                  | 0   | 2   | -2  | 2nd     | FG%     | 16-31 | 51.6%  | 3PT%  | 6-15  | 40.0%  | FT%   | 9-11  | 81.8% |       |
| 0                    | Josh Alexander    | G   | 29:22 | 3-8   | 0-3   | 4-4       | 2     | 6  | 6  | 4  | 6  | 10     | 6           | 5                  | 2   | 0   | 0   | 7       | 3rd     | FG%   | 16-31  | 51.6% | 3PT%  | 6-15   | 40.0% | FT%   | 9-11  | 81.8% |
| 3                    | Sief Smith        | G   | 32:31 | 5-11  | 1-5   | 5-6       | 1     | 2  | 3  | 2  | 6  | 16     | 4           | 3                  | 3   | 0   | 0   | -4      | 4th     | FG%   | 16-31  | 51.6% | 3PT%  | 6-15   | 40.0% | FT%   | 9-11  | 81.8% |
| 23                   | Montez Mathis     | G   | 09:37 | 2-2   | 1-1   | 0-0       | 0     | 1  | 1  | 2  | 0  | 5      | 0           | 2                  | 0   | 0   | -7  | GM FG%  | 25-58   | 43.1% | 3PT%   | 9-27  | 33.3% | FT%    | 15-19 | 78.9% |       |       |
| 1                    | Aaron Wheeler     | G   | 08:57 | 0-2   | 0-1   | 0-0       | 0     | 2  | 3  | 1  | 0  | 0      | 1           | 1                  | 0   | 0   | -3  | 1st FG% | 9-27    | 33.3% | 3PT%   | 9-27  | 33.3% | FT%    | 15-19 | 78.9% |       |       |
| 10                   | Tareq Coburn      | F   | 15:25 | 0-3   | 0-3   | 0-0       | 0     | 2  | 2  | 1  | 0  | 0      | 0           | 0                  | 0   | 0   | -3  | 2nd FG% | 16-31   | 51.6% | 3PT%   | 6-15  | 40.0% | FT%    | 9-11  | 81.8% |       |       |
| 5                    | Dylan Addae-Wusu  | G   | 17:10 | 0-2   | 0-0   | 2-4       | 0     | 1  | 1  | 2  | 3  | 2      | 1           | 1                  | 0   | 0   | 0   | 8       | 3rd FG% | 25-58 | 43.1%  | 3PT%  | 9-27  | 33.3%  | FT%   | 15-19 | 78.9% |       |
| 24                   | Rafael Pinzon     | F   | 16:14 | 2-4   | 1-2   | 0-1       | 1     | 2  | 3  | 0  | 1  | 5      | 1           | 0                  | 0   | 0   | 5   | 4th FG% | 16-31   | 51.6% | 3PT%   | 6-15  | 40.0% | FT%    | 9-11  | 81.8% |       |       |
| 4                    | O'Mar Stanley     | F   | 11:49 | 0-1   | 0-0   | 0-0       | 0     | 2  | 2  | 1  | 0  | 0      | 1           | 1                  | 2   | 2   | -1  | GM FG%  | 25-58   | 43.1% | 3PT%   | 9-27  | 33.3% | FT%    | 15-19 | 78.9% |       |       |
| Team                 |                   |     |       |       |       |           | 0     | 0  | 0  | 0  | 0  | 0      | 0           |                    |     |     |     |         |         |       |        |       |       |        |       |       |       |       |
| Totals               |                   |     | 25-58 | 9-27  | 15-19 | 12        | 22    | 34 | 18 | 20 | 74 | 17     | 15          | 7                  | 5   | 5   | -2  |         |         |       |        |       |       |        |       |       |       |       |

| Indiana - 76 |                      |     |       |      |     |           |       |    |    |    |    |        | Record: 3-0 |                    |     |     |     |         |         |       |        |       |       |        |       |       |       |       |
|--------------|----------------------|-----|-------|------|-----|-----------|-------|----|----|----|----|--------|-------------|--------------------|-----|-----|-----|---------|---------|-------|--------|-------|-------|--------|-------|-------|-------|-------|
| NO.          | Name                 | Min | FG    | 3P   | FT  | Rebounds  | Fouls | TP | AS | TO | ST | Blocks | +/-         | Shooting By Period |     |     |     |         |         |       |        |       |       |        |       |       |       |       |
|              |                      |     | M/A   | M/A  | M/A | OR DR TOT | PF    | FD |    |    |    | BS     | BA          |                    | 1st | 2nd | 3rd | 4th     | FT%     | 3PT%  | GM FG% | FT%   | 3PT%  | GM FG% | FT%   | 3PT%  |       |       |
| 12           | Miller Kopp          | F   | 22:45 | 4-10 | 2-4 | 2-2       | 1     | 1  | 2  | 0  | 12 | 0      | 1           | 0                  | 3   | 1   | -7  | 1st     | FG%     | 16-31 | 51.6%  | 3PT%  | 4-12  | 33.3%  | FT%   | 9-12  | 75.0% |       |
| 23           | Trayce Jackson-Davis | F   | 36:32 | 7-12 | 0-0 | 4-7       | 2     | 8  | 10 | 2  | 6  | 18     | 4           | 3                  | 0   | 2   | -2  | 2nd     | FG%     | 14-27 | 51.9%  | 3PT%  | 2-6   | 33.3%  | FT%   | 7-12  | 58.3% |       |
| 25           | Race Thompson        | F   | 31:58 | 6-9  | 0-1 | 3-3       | 1     | 4  | 5  | 0  | 3  | 15     | 2           | 3                  | 4   | 0   | -5  | 3rd     | FG%     | 30-58 | 51.7%  | 3PT%  | 6-18  | 33.3%  | FT%   | 10-19 | 52.6% |       |
| 0            | Xavier Johnson       | G   | 19:04 | 3-5  | 1-2 | 1-3       | 0     | 2  | 2  | 4  | 5  | 8      | 1           | 3                  | 1   | 0   | 1   | 1       | 4th     | FG%   | 16-31  | 51.6% | 3PT%  | 6-15   | 40.0% | FT%   | 9-11  | 81.8% |
| 45           | Parker Stewart       | G   | 23:03 | 1-3  | 1-3 | 0-0       | 0     | 2  | 2  | 3  | 0  | 3      | 1           | 1                  | 1   | 0   | -2  | GM FG%  | 30-58   | 51.7% | 3PT%   | 6-18  | 33.3% | FT%    | 10-19 | 52.6% |       |       |
| 1            | Rob Phinisee         | G   | 17:44 | 0-3  | 0-2 | 0-2       | 0     | 1  | 1  | 1  | 0  | 0      | 2           | 2                  | 1   | 0   | 1   | 6       | 1st FG% | 16-31 | 51.6%  | 3PT%  | 4-12  | 33.3%  | FT%   | 9-12  | 75.0% |       |
| 53           | Tamar Bates          | F   | 26:52 | 5-10 | 1-4 | 0-2       | 0     | 1  | 1  | 2  | 1  | 11     | 1           | 1                  | 0   | 0   | 6   | 2nd FG% | 14-27   | 51.9% | 3PT%   | 2-6   | 33.3% | FT%    | 7-12  | 58.3% |       |       |
| 22           | Jordan Geronimo      | G   | 08:10 | 3-4  | 1-1 | 0-0       | 0     | 4  | 5  | 2  | 0  | 7      | 0           | 0                  | 1   | 0   | 7   | 3rd FG% | 30-58   | 51.7% | 3PT%   | 6-18  | 33.3% | FT%    | 10-19 | 52.6% |       |       |
| 32           | Trey Galloway        | F   | 04:26 | 0-0  |     |           |       |    |    |    |    |        |             |                    |     |     |     |         |         |       |        |       |       |        |       |       |       |       |



2021-22 BOX SCORES



Official Basketball Box Score - Final  
**Jackson State at Indiana**  
 11/23/21 Simon Skjott Assembly Hall, Bloomington, Ind.  
 2021-22 Men's Basketball

Game Time: 7:00 PM  
 Game Duration: 1:56  
 Attendance: 10,958

Officials: Brooks Wells, Brian McNutt, Chad Barlow

| Jackson State - 35 |                   | Record: 0-5 |       |      |      |           |          |    |    |    |    |        |     |     |
|--------------------|-------------------|-------------|-------|------|------|-----------|----------|----|----|----|----|--------|-----|-----|
| NO.                | Name              | Min         | FG    | 3P   | FT   | Rebounds  | Fouls    | TP | AS | TO | ST | Blocks | +/- |     |
|                    |                   |             | M-A   | M-A  | M-A  | OR DR TOT | PF       | FD |    |    |    | BS BA  |     |     |
| 11                 | Jayveous McKinnis | F 32:17     | 0-5   | 0-0  | 6-6  | 1 9 10    | 2 3      | 6  | 0  | 1  | 2  | 4      | 0   | -25 |
| 21                 | Chris Freeman     | F 23:50     | 1-4   | 0-3  | 0-0  | 2 1 3     | 3 1      | 2  | 0  | 1  | 1  | 0      | 0   | -33 |
| 2                  | Ken Evans         | G 18:07     | 0-4   | 0-1  | 0-1  | 0 3 3     | 3 1      | 0  | 2  | 0  | 2  | 0      | 1   | -13 |
| 3                  | Jonas James       | G 20:33     | 0-3   | 0-1  | 0-0  | 0 1 1     | 4 3      | 0  | 4  | 0  | 0  | 0      | 1   | -11 |
| 10                 | Dyllan Taylor     | G 20:27     | 1-4   | 0-1  | 0-0  | 0 1 1     | 4 3      | 0  | 4  | 0  | 0  | 0      | 0   | -31 |
| 22                 | Chance Moore      | 19:40       | 0-11  | 0-3  | 1-2  | 1 0 1     | 1 1      | 1  | 1  | 2  | 0  | 0      | 3   | -31 |
| 0                  | Gabe Watson       | 19:16       | 6-13  | 2-7  | 0-0  | 0 0 0     | 3 1      | 14 | 0  | 2  | 0  | 0      | 0   | -15 |
| 13                 | Isaiah Williams   | 18:11       | 0-8   | 0-2  | 1-2  | 1 2 3     | 5 2      | 1  | 0  | 1  | 0  | 0      | 2   | -29 |
| 34                 | Terence Lewis II  | 14:35       | 2-2   | 0-0  | 0-0  | 2 2 4     | 0 0      | 4  | 0  | 0  | 0  | 0      | 0   | -2  |
| 4                  | Colbie Young      | 05:06       | 1-1   | 0-0  | 0-0  | 0 1 1     | 0 0      | 2  | 0  | 0  | 0  | 0      | 0   | -3  |
| 12                 | Darrian Wilson    | 03:59       | 1-2   | 1-1  | 0-0  | 1 1 2     | 0 0      | 3  | 0  | 0  | 0  | 0      | 1   | 9   |
| 31                 | Jamarcus Jones    | 03:59       | 0-1   | 0-0  | 0-0  | 0 1 1     | 0 0      | 0  | 0  | 0  | 0  | 0      | 0   | 9   |
| Team               |                   |             |       |      |      | 3 1 4     |          | 0  |    | 2  |    |        |     |     |
| <b>Totals</b>      |                   |             | 12-58 | 3-19 | 8-11 | 11 22 33  | 22 12 35 | 7  | 11 | 5  | 4  | 8      | -35 |     |

Technical Fouls:McKinnis 2<sup>nd</sup>16:38

| Shooting By Period  |             |
|---------------------|-------------|
| 1 <sup>st</sup> FG% | 5-26 19.2%  |
| 3PT%                | 2-8 25.0%   |
| FT%                 | 5-7 71.4%   |
| 2 <sup>nd</sup> FG% | 7-32 21.9%  |
| 3PT%                | 1-11 9.1%   |
| FT%                 | 3-4 75%     |
| GM FG%              | 12-58 20.7% |
| 3PT%                | 3-19 15.8%  |
| FT%                 | 8-11 72.7%  |

Dead Ball Rebounds: 2, 1



Official Basketball Box Score - Final  
**Marshall at Indiana**  
 11/27/21 Simon Skjott Assembly Hall, Bloomington, Ind.  
 2021-22 Men's Basketball

Game Time: 7:00 PM  
 Game Duration: 1:54  
 Attendance: 12,330

Officials: Larry Scrotto, Bo Boroski, Rob Kueneman

| Marshall - 79 |                        | Record: 4-2 |       |      |       |           |          |    |    |    |    |        |     |
|---------------|------------------------|-------------|-------|------|-------|-----------|----------|----|----|----|----|--------|-----|
| NO.           | Name                   | Min         | FG    | 3P   | FT    | Rebounds  | Fouls    | TP | AS | TO | ST | Blocks | +/- |
|               |                        |             | M-A   | M-A  | M-A   | OR DR TOT | PF       | FD |    |    |    | BS BA  |     |
| 2             | Darius George          | F 19:32     | 2-6   | 0-1  | 0-0   | 1 1 2     | 1 0 4    | 1  | 1  | 0  | 0  | 0      | -21 |
| 31            | Mikel Beyers           | F 31:52     | 4-9   | 1-3  | 0-0   | 0 1 1     | 1 2 9    | 2  | 0  | 1  | 0  | 0      | -23 |
| 21            | Goran Miladinovic      | C 07:49     | 2-3   | 0-1  | 0-0   | 1 2 3     | 4 0 4    | 0  | 0  | 1  | 0  | 0      | -8  |
| 0             | Andrew Taylor          | G 33:43     | 7-13  | 3-5  | 3-3   | 1 2 3     | 2 4 20   | 4  | 4  | 4  | 0  | 4      | -18 |
| 24            | Taeveon Kinsey         | G 37:14     | 7-17  | 0-0  | 7-10  | 0 2 2     | 2 7 21   | 4  | 1  | 0  | 0  | 4      | -10 |
| 25            | Obinna Anochili-Killen | 31:50       | 8-11  | 0-2  | 0-0   | 2 6 8     | 2 1 16   | 1  | 3  | 1  | 3  | 0      | 0   |
| 15            | Marko Sarenac          | 14:09       | 0-1   | 0-0  | 0-0   | 1 1 1     | 1 0 1    | 0  | 0  | 1  | 0  | 0      | 11  |
| 23            | David Early            | 15:22       | 1-3   | 1-3  | 0-0   | 0 2 2     | 1 1 3    | 1  | 0  | 0  | 0  | 0      | 5   |
| 12            | Aymeric Toussaint      | 03:00       | 1-1   | 0-0  | 0-0   | 0 1 1     | 0 0 2    | 0  | 0  | 0  | 0  | 0      | 13  |
| 1             | Chase McKey            | 05:29       | 0-1   | 0-0  | 0-0   | 0 1 1     | 0 0 0    | 0  | 0  | 0  | 0  | 0      | 1   |
| Team          |                        |             |       |      |       | 0 2 2     |          | 0  |    | 0  |    |        |     |
| <b>Totals</b> |                        |             | 32-65 | 5-16 | 10-13 | 6 20 26   | 15 15 79 | 11 | 12 | 7  | 4  | 6      | -11 |

Technical Fouls:NONE

| Shooting By Period  |             |
|---------------------|-------------|
| 1 <sup>st</sup> FG% | 19-33 57.6% |
| 3PT%                | 2-5 40.0%   |
| FT%                 | 2-2 100%    |
| 2 <sup>nd</sup> FG% | 13-32 40.6% |
| 3PT%                | 3-11 27.3%  |
| FT%                 | 8-11 72.7%  |
| GM FG%              | 32-65 49.2% |
| 3PT%                | 5-16 31.3%  |
| FT%                 | 10-13 76.9% |

Dead Ball Rebounds: 1, 0

| Indiana - 70  |                      | Record: 5-0 |       |      |       |           |          |    |    |    |    |        |     |
|---------------|----------------------|-------------|-------|------|-------|-----------|----------|----|----|----|----|--------|-----|
| NO.           | Name                 | Min         | FG    | 3P   | FT    | Rebounds  | Fouls    | TP | AS | TO | ST | Blocks | +/- |
|               |                      |             | M-A   | M-A  | M-A   | OR DR TOT | PF       | FD |    |    |    | BS BA  |     |
| 12            | Miller Kopp          | F 24:34     | 3-11  | 2-7  | 4-4   | 0 5 5     | 1 1 12   | 1  | 0  | 1  | 0  | 0      | 28  |
| 23            | Trayce Jackson-Davis | F 24:27     | 5-7   | 0-0  | 1-2   | 1 2 3     | 2 5 11   | 1  | 1  | 0  | 4  | 1      | 28  |
| 25            | Race Thompson        | F 22:30     | 2-5   | 0-0  | 0-0   | 1 4 5     | 0 0 4    | 2  | 3  | 1  | 1  | 0      | 30  |
| 0             | Xavier Johnson       | G 25:23     | 5-6   | 0-0  | 4-6   | 0 7 7     | 2 6 14   | 3  | 1  | 0  | 0  | 0      | 26  |
| 45            | Parker Stewart       | G 18:09     | 3-6   | 3-5  | 0-0   | 2 2 1     | 1 9 3    | 1  | 2  | 1  | 0  | 1      | 28  |
| 53            | Tamar Bates          | 23:05       | 2-3   | 0-0  | 2-2   | 0 0 0     | 0 1 6    | 1  | 0  | 1  | 0  | 0      | 7   |
| 4             | Khristan Lander      | 16:53       | 1-4   | 0-0  | 1-2   | 0 1 1     | 2 1 3    | 2  | 1  | 0  | 1  | 0      | 13  |
| 22            | Jordan Geronimo      | 17:30       | 2-4   | 0-1  | 2-8   | 3 5 8     | 2 6 6    | 0  | 0  | 0  | 0  | 0      | 5   |
| 2             | Michael Durr         | 13:26       | 0-3   | 0-0  | 2-2   | 0 5 5     | 1 1 2    | 4  | 1  | 1  | 0  | 2      | 12  |
| 3             | Anthony Leal         | 11:56       | 1-2   | 1-2  | 0-0   | 1 0 1     | 1 0 3    | 0  | 1  | 1  | 0  | 0      | 3   |
| 14            | Nathan Childress     | 02:07       | 0-0   | 0-0  | 0-0   | 0 1 1     | 0 0 0    | 0  | 0  | 0  | 0  | 0      | -5  |
| Team          |                      |             |       |      |       | 3 3 6     |          | 0  |    | 1  |    |        |     |
| <b>Totals</b> |                      |             | 24-51 | 8-15 | 16-26 | 9 35 44   | 12 22 70 | 15 | 11 | 5  | 8  | 4      | 35  |

Technical Fouls:NONE

| Shooting By Period  |             |
|---------------------|-------------|
| 1 <sup>st</sup> FG% | 13-23 56.5% |
| 3PT%                | 3-7 42.9%   |
| FT%                 | 5-9 55.6%   |
| 2 <sup>nd</sup> FG% | 11-28 39.3% |
| 3PT%                | 3-8 37.5%   |
| FT%                 | 11-17 64.7% |
| GM FG%              | 24-51 47.1% |
| 3PT%                | 6-15 40.0%  |
| FT%                 | 16-26 61.5% |

Dead Ball Rebounds: 5, 1

| Points from      |                           | JSU                        |     | IND |     | Period by Period Scoring |     |  |
|------------------|---------------------------|----------------------------|-----|-----|-----|--------------------------|-----|--|
|                  |                           | 1st                        | 2nd | TOT | 1st | 2nd                      | TOT |  |
| Biggest lead     | 0 (1 <sup>st</sup> 20:00) | 44 (2 <sup>nd</sup> 4:54)  |     |     |     |                          |     |  |
| Best Scoring Run | 9 (2 <sup>nd</sup> 0:39)  | 16 (2 <sup>nd</sup> 15:26) |     |     |     |                          |     |  |
| Lead Changes     | 0                         |                            |     |     |     |                          |     |  |
| Times Tied       | 1                         |                            |     |     |     |                          |     |  |
| Time with Lead   | 00:00                     | 37:10                      |     |     |     |                          |     |  |

| Indiana - 90  |                      | Record: 6-0 |       |      |       |           |          |    |    |    |    |        |     |
|---------------|----------------------|-------------|-------|------|-------|-----------|----------|----|----|----|----|--------|-----|
| NO.           | Name                 | Min         | FG    | 3P   | FT    | Rebounds  | Fouls    | TP | AS | TO | ST | Blocks | +/- |
|               |                      |             | M-A   | M-A  | M-A   | OR DR TOT | PF       | FD |    |    |    | BS BA  |     |
| 12            | Miller Kopp          | F 22:50     | 2-3   | 1-1  | 0-0   | 0 2 2     | 1 0 5    | 2  | 0  | 0  | 0  | 0      | 1   |
| 23            | Trayce Jackson-Davis | F 36:34     | 18-24 | 0-0  | 7-9   | 2 3 5     | 5 7 43   | 4  | 3  | 2  | 5  | 2      | 20  |
| 25            | Race Thompson        | F 31:04     | 2-8   | 1-3  | 3-6   | 3 7 10    | 2 3 8    | 1  | 2  | 2  | 1  | 1      | 19  |
| 0             | Xavier Johnson       | G 29:43     | 7-12  | 2-3  | 4-4   | 0 7 7     | 3 2 20   | 7  | 2  | 5  | 0  | 0      | 27  |
| 45            | Parker Stewart       | G 35:10     | 2-6   | 2-5  | 0-0   | 0 7 7     | 4 1 6    | 0  | 0  | 0  | 0  | 0      | 25  |
| 4             | Khristan Lander      | 10:17       | 1-2   | 0-1  | 0-0   | 0 0 0     | 1 0 2    | 0  | 0  | 3  | 0  | 0      | -16 |
| 22            | Jordan Geronimo      | 07:09       | 0-0   | 0-0  | 0-0   | 0 0 0     | 0 0 0    | 0  | 0  | 2  | 0  | 0      | 0   |
| 53            | Tamar Bates          | 23:47       | 2-4   | 2-2  | 0-0   | 0 1 1     | 1 2 6    | 0  | 0  | 1  | 1  | 0      | -1  |
| 2             | Michael Durr         | 03:26       | 0-0   | 0-0  | 0-0   | 0 0 0     | 1 0 0    | 0  | 0  | 0  | 0  | 0      | -9  |
| Team          |                      |             |       |      |       | 2 2 4     |          | 0  |    | 0  |    |        |     |
| <b>Totals</b> |                      |             | 34-59 | 8-15 | 14-19 | 7 29 36   | 15 15 90 | 14 | 15 | 10 | 6  | 4      | 11  |

Technical Fouls:NONE

| Shooting By Period  |             |
|---------------------|-------------|
| 1 <sup>st</sup> FG% | 16-31 51.6% |
| 3PT%                | 3-6 50.0%   |
| FT%                 | 6-9 66.7%   |
| 2 <sup>nd</sup> FG% | 18-28 64.3% |
| 3PT%                | 5-9 55.6%   |
| FT%                 | 8-10 80%    |
| GM FG%              | 34-59 57.6% |
| 3PT%                | 8-15 53.3%  |
| FT%                 | 14-19 73.7% |

Dead Ball Rebounds: 3, 0

| Points from      |                           | MAR                       |     | IND |     | Period by Period Scoring |     |  |
|------------------|---------------------------|---------------------------|-----|-----|-----|--------------------------|-----|--|
|                  |                           | 1st                       | 2nd | TOT | 1st | 2nd                      | TOT |  |
| Biggest lead     | 12 (1 <sup>st</sup> 6:00) | 14 (2 <sup>nd</sup> 0:23) |     |     |     |                          |     |  |
| Best Scoring Run | 17 (1 <sup>st</sup> 6:00) | 9 (2 <sup>nd</sup> 14:36) |     |     |     |                          |     |  |
| Lead Changes     | 10                        |                           |     |     |     |                          |     |  |
| Times Tied       | 6                         |                           |     |     |     |                          |     |  |
| Time with Lead   | 10:52                     | 27:14                     |     |     |     |                          |     |  |



Official Basketball Box Score - Final  
**Indiana at Syracuse**  
 11/30/21 Carrier Dome, Syracuse  
 2021-22 Men's Basketball

Game Time: 7:00 PM  
 Game Duration: 3:00  
 Attendance: 21,330

Officials: Jamie Luckie, Jeffrey Anderson, Mike Roberts

| Indiana - 110 |                      | Record: 6-1 |       |      |      |           |        |    |    |    |    |        |     |
|---------------|----------------------|-------------|-------|------|------|-----------|--------|----|----|----|----|--------|-----|
| NO.           | Name                 | Min         | FG    | 3P   | FT   | Rebounds  | Fouls  | TP | AS | TO | ST | Blocks | +/- |
|               |                      |             | M-A   | M-A  | M-A  | OR DR TOT | PF     | FD |    |    |    | BS BA  |     |
| 12            | Miller Kopp          | F 48:05     | 9-16  | 4-9  | 6-7  | 0 4 4     | 3 6 28 | 3  | 2  | 2  | 0  | 0      | -2  |
| 23            | Trayce Jackson-Davis | F 44:32     | 11-16 | 0-0  | 9-14 | 6 10 16   | 2 8 31 | 0  | 6  | 0  | 3  | 2      | -5  |
| 25            | Race Thompson        | F 44:33     | 8-14  | 0-0  | 1-1  | 5 7 12    | 3 2 17 | 8  | 7  | 1  | 0  | 1      | 9   |
| 0             | Xavier Johnson       | G 26:20     | 1-2   | 0-0  | 2-2  | 0 1 1     | 5 3 4  | 9  | 3  | 1  | 0  | 0      | -2  |
| 45            | Parker Stewart       | G 39:01     | 6-12  | 6-12 | 2-3  | 0 1 1     | 5 2 20 | 2  | 2  | 1  | 0  | 0      | 7   |
| 53            | Tamar Bates          | 14:24       | 1-5   | 0-4  | 0-0  | 0 0 0     | 0 0 0  | 2  | 0  | 1  | 0  | 0      | -14 |
| 22            | Jordan Geronimo      | 03:57       | 0-1   | 0-0  | 0-0  | 1 1 0</   |        |    |    |    |    |        |     |





2021-22 BOX SCORES



Official Basketball Box Score - Final  
Indiana at Wisconsin  
12/08/21 Kohl Center, Madison  
2021-22 Men's Basketball

Game Time: 6:00 PM  
Game Duration: 2:03  
Attendance: 16,013

Officials: D.J. Carstensen, Courtney Green, Rob Kueneman

| NO. Name                | Min     | FG    |      | 3P   |     | FT |    | Rebounds |    | Fouls |    | TP | AS | TO | ST | Blocks |    | +/- |
|-------------------------|---------|-------|------|------|-----|----|----|----------|----|-------|----|----|----|----|----|--------|----|-----|
|                         |         | M-A   | M-A  | M-A  | M-A | OR | DR | PF       | FD | BS    | BA |    |    |    |    |        |    |     |
| 12 Miller Kopp          | F 28:37 | 3-6   | 1-1  | 0-0  | 0   | 1  | 2  | 0        | 7  | 0     | 1  | 0  | 0  | 0  | 1  | 0      | 0  | 0   |
| 23 Trayce Jackson-Davis | F 30:39 | 4-10  | 0-0  | 1-2  | 3   | 3  | 6  | 1        | 3  | 9     | 1  | 0  | 0  | 1  | 1  | 1      | 1  | -11 |
| 25 Race Thompson        | F 29:45 | 6-11  | 0-1  | 0-0  | 4   | 5  | 9  | 1        | 3  | 12    | 1  | 0  | 1  | 0  | 1  | 0      | 1  | -13 |
| 0 Xavier Johnson        | G 27:11 | 4-16  | 0-1  | 2-6  | 1   | 6  | 7  | 4        | 6  | 10    | 7  | 3  | 0  | 0  | 2  | 1      | 0  | -1  |
| 45 Parker Stewart       | G 26:03 | 3-7   | 3-5  | 0-0  | 1   | 3  | 4  | 4        | 0  | 9     | 1  | 0  | 1  | 0  | 1  | 0      | 1  | -11 |
| 22 Jordan Geronimo      | 10:02   | 0-2   | 0-1  | 3-4  | 2   | 3  | 5  | 1        | 2  | 3     | 1  | 1  | 0  | 0  | 2  | 0      | 0  | 9   |
| 53 Tamar Bates          | 16:53   | 1-3   | 1-2  | 0-0  | 0   | 2  | 2  | 1        | 0  | 3     | 1  | 2  | 0  | 0  | 0  | 0      | 0  | 9   |
| 2 Michael Durr          | 09:21   | 2-3   | 0-0  | 0    | 1   | 1  | 0  | 0        | 4  | 0     | 1  | 0  | 0  | 0  | 0  | 0      | 0  | 6   |
| 1 Rob Phinisee          | 12:49   | 1-4   | 0-2  | 0-1  | 1   | 3  | 4  | 1        | 0  | 3     | 2  | 2  | 1  | 0  | 0  | 0      | 0  | -4  |
| 3 Anthony Leal          | 08:40   | 0-0   | 0-0  | 0-0  | 0   | 0  | 0  | 2        | 0  | 0     | 0  | 0  | 0  | 0  | 0  | 1      | 0  | -9  |
| Team                    |         |       |      |      | 2   | 3  | 5  |          |    | 0     |    |    |    |    |    |        |    |     |
| Totals                  |         | 24-62 | 5-13 | 6-13 | 14  | 30 | 44 | 19       | 15 | 59    | 14 | 9  | 2  | 4  | 6  | 5      | -5 |     |

Record: 7-2 (1-1) Technical Fouls: NONE

| Shooting By Period |             |
|--------------------|-------------|
| 1st FG%            | 17.31 54.8% |
| 3PT%               | 5-8 62.5%   |
| FT%                | 3-4 75%     |
| 2nd FG%            | 7-31 22.6%  |
| 3PT%               | 0-5 0.0%    |
| FT%                | 3-9 33.3%   |
| GM FG%             | 24-62 38.7% |
| 3PT%               | 5-13 38.5%  |
| FT%                | 6-13 46.2%  |

Dead Ball Rebounds: 1, 0



Official Basketball Box Score - Final  
Merrimack at Indiana  
12/12/21 Simon Skjott Assembly Hall, Bloomington, Ind.  
2021-22 Men's Basketball

Game Time: 12:00 PM  
Game Duration: 1:59  
Attendance: 17,222

Officials: Rob Riley, Lewis Garrison, Edwin Young

| NO. Name           | Min     | FG    |       | 3P   |     | FT |    | Rebounds |    | Fouls |    | TP | AS | TO | ST | Blocks |     | +/- |
|--------------------|---------|-------|-------|------|-----|----|----|----------|----|-------|----|----|----|----|----|--------|-----|-----|
|                    |         | M-A   | M-A   | M-A  | M-A | OR | DR | PF       | FD | BS    | BA |    |    |    |    |        |     |     |
| 22 Jordan Minor    | F 30:44 | 4-9   | 1-1   | 4-6  | 2   | 2  | 4  | 5        | 13 | 0     | 2  | 2  | 2  | 2  | 3  | 0      | -27 |     |
| 23 Ziggy Reid      | F 33:19 | 4-13  | 3-8   | 0-0  | 0   | 0  | 0  | 5        | 0  | 11    | 2  | 2  | 2  | 0  | 0  | 0      | -23 |     |
| 0 Malik Edmead     | G 27:27 | 4-11  | 3-4   | 0-1  | 0   | 2  | 2  | 0        | 4  | 11    | 4  | 0  | 2  | 0  | 0  | 0      | -13 |     |
| 5 Mikej Watkins    | G 27:29 | 0-5   | 0-1   | 0-0  | 1   | 1  | 2  | 0        | 0  | 1     | 1  | 0  | 0  | 0  | 3  | 0      | -20 |     |
| 24 Jordan McKoy    | G 21:54 | 2-3   | 0-0   | 1-1  | 1   | 5  | 0  | 6        | 1  | 0     | 1  | 0  | 1  | 0  | 0  | 0      | -11 |     |
| 3 Mykel Derring    | 22:45   | 2-8   | 2-8   | 0-0  | 1   | 1  | 1  | 6        | 0  | 1     | 2  | 0  | 0  | 0  | 0  | 0      | -25 |     |
| 31 Justin Connolly | 12:27   | 0-0   | 0-0   | 0-0  | 0   | 0  | 0  | 4        | 0  | 0     | 1  | 1  | 1  | 0  | 0  | 0      | -10 |     |
| 13 James Berry III | 18:20   | 0-4   | 0-4   | 2-2  | 2   | 2  | 3  | 1        | 2  | 0     | 1  | 0  | 0  | 0  | 0  | 0      | -25 |     |
| 15 Ryan Isaacson   | 03:07   | 0-0   | 0-0   | 0-1  | 0   | 0  | 0  | 1        | 0  | 0     | 0  | 0  | 0  | 0  | 0  | 0      | -2  |     |
| 11 Ryan Miller     | 01:31   | 0-1   | 0-0   | 0-0  | 0   | 0  | 0  | 0        | 0  | 0     | 0  | 0  | 0  | 0  | 0  | 1      | -2  |     |
| 12 Thomas Hall     | 00:57   | 0-0   | 0-0   | 0-0  | 0   | 0  | 0  | 0        | 0  | 0     | 0  | 0  | 0  | 0  | 0  | 0      | -2  |     |
| Team               |         |       |       |      | 1   | 3  | 4  |          |    | 0     |    |    |    |    |    |        |     |     |
| Totals             |         | 16-54 | 11-29 | 6-10 | 4   | 12 | 16 | 23       | 12 | 49    | 9  | 10 | 10 | 2  | 7  | -32    |     |     |

Record: 4-8 Technical Fouls: NONE

| Shooting By Period |             |
|--------------------|-------------|
| 1st FG%            | 10-29 34.5% |
| 3PT%               | 6-17 35.3%  |
| FT%                | 4-6 66.7%   |
| 2nd FG%            | 6-25 24.0%  |
| 3PT%               | 5-12 41.7%  |
| FT%                | 2-4 50%     |
| GM FG%             | 16-54 29.6% |
| 3PT%               | 11-29 37.9% |
| FT%                | 6-10 60.0%  |

Dead Ball Rebounds: 2, 0

Wisconsin - 64

| NO. Name          | Min     | FG    |      | 3P    |     | FT |    | Rebounds |    | Fouls |    | TP | AS | TO | ST | Blocks |   | +/- |
|-------------------|---------|-------|------|-------|-----|----|----|----------|----|-------|----|----|----|----|----|--------|---|-----|
|                   |         | M-A   | M-A  | M-A   | M-A | OR | DR | PF       | FD | BS    | BA |    |    |    |    |        |   |     |
| 5 Tyler Wahl      | F 27:27 | 2-7   | 0-1  | 3-4   | 3   | 9  | 12 | 2        | 2  | 7     | 3  | 0  | 1  | 3  | 1  | 12     |   |     |
| 22 Steven Crowl   | F 19:04 | 2-6   | 1-2  | 0-0   | 0   | 0  | 0  | 4        | 0  | 5     | 3  | 0  | 1  | 0  | 1  | -8     |   |     |
| 1 Johnny Davis    | G 36:45 | 8-17  | 1-3  | 6-7   | 1   | 8  | 9  | 1        | 8  | 23    | 1  | 3  | 0  | 1  | 0  | 4      |   |     |
| 23 Chucky Hepburn | G 25:33 | 0-4   | 0-3  | 4-4   | 0   | 2  | 2  | 4        | 2  | 4     | 1  | 0  | 0  | 0  | 2  | 0      | 6 |     |
| 34 Brad Davison   | G 33:55 | 3-12  | 2-7  | 0-0   | 0   | 4  | 4  | 1        | 2  | 8     | 3  | 1  | 1  | 0  | 2  | 7      |   |     |
| 14 Carter Gilmore | 04:01   | 1-2   | 0-1  | 0-0   | 0   | 0  | 0  | 0        | 0  | 2     | 0  | 0  | 0  | 0  | 0  | -6     |   |     |
| 33 Chris Vogt     | 20:56   | 4-6   | 0-0  | 1-1   | 4   | 2  | 6  | 2        | 2  | 9     | 1  | 0  | 1  | 0  | 0  | 13     |   |     |
| 2 Jordan Davis    | 12:17   | 1-4   | 1-4  | 0-0   | 0   | 1  | 1  | 0        | 1  | 3     | 0  | 0  | 0  | 0  | 0  | -4     |   |     |
| 20 Ben Carlson    | 20:02   | 1-4   | 0-2  | 1-2   | 2   | 2  | 4  | 1        | 2  | 3     | 0  | 0  | 0  | 0  | 0  | 1      |   |     |
| Team              |         |       |      |       | 1   | 2  | 3  |          |    | 0     |    |    |    |    |    |        |   |     |
| Totals            |         | 22-62 | 5-23 | 15-18 | 11  | 30 | 41 | 15       | 19 | 64    | 12 | 4  | 4  | 6  | 4  | 5      |   |     |

Record: 8-1 (1-0) Technical Fouls: NONE

| Shooting By Period |             |
|--------------------|-------------|
| 1st FG%            | 10-32 31.3% |
| 3PT%               | 1-10 10.0%  |
| FT%                | 4-5 80%     |
| 2nd FG%            | 12-30 40.0% |
| 3PT%               | 4-13 30.8%  |
| FT%                | 11-13 84.6% |
| GM FG%             | 22-62 35.5% |
| 3PT%               | 5-23 21.7%  |
| FT%                | 15-18 83.3% |

Dead Ball Rebounds: 2, 0

| Biggest lead     | IU            |               | Points from Turnovers | IU | UW | Period by Period Scoring |
|------------------|---------------|---------------|-----------------------|----|----|--------------------------|
|                  | 1st           | 2nd           |                       |    |    |                          |
| Biggest lead     | 22 (1st 1:17) | 5 (1st 1:38)  | 7                     | 15 |    |                          |
| Best Scoring Run | 12 (1st 8:44) | 11 (2nd 0:13) | 30                    | 22 |    |                          |
| Lead Changes     | 2             |               | Second Chance         | 16 | 11 |                          |
| Times Tied       | 2             |               | Fast Breaks           | 14 | 6  |                          |
| Time with Lead   | 34:26         | 03:01         | Bench                 | 12 | 17 |                          |

Indiana - 81

| NO. Name                | Min     | FG    |      | 3P    |     | FT |    | Rebounds |    | Fouls |    | TP | AS | TO | ST | Blocks |    | +/- |
|-------------------------|---------|-------|------|-------|-----|----|----|----------|----|-------|----|----|----|----|----|--------|----|-----|
|                         |         | M-A   | M-A  | M-A   | M-A | OR | DR | PF       | FD | BS    | BA |    |    |    |    |        |    |     |
| 12 Miller Kopp          | F 20:39 | 3-4   | 2-2  | 0-0   | 0   | 2  | 2  | 0        | 1  | 8     | 1  | 0  | 0  | 0  | 0  | 0      | 19 |     |
| 23 Trayce Jackson-Davis | F 23:35 | 5-10  | 0-0  | 6-6   | 3   | 6  | 9  | 0        | 5  | 16    | 0  | 1  | 1  | 3  | 2  | 24     |    |     |
| 25 Race Thompson        | F 19:33 | 6-6   | 0-0  | 2-5   | 3   | 4  | 7  | 0        | 5  | 14    | 0  | 1  | 1  | 0  | 0  | 0      |    |     |
| 0 Xavier Johnson        | G 22:07 | 3-5   | 1-2  | 2-2   | 0   | 2  | 2  | 1        | 1  | 9     | 4  | 3  | 0  | 0  | 0  | 22     |    |     |
| 45 Parker Stewart       | G 18:01 | 3-0   | 0-2  | 0-0   | 0   | 2  | 2  | 3        | 0  | 0     | 2  | 0  | 0  | 0  | 0  | 17     |    |     |
| 22 Jordan Geronimo      | 20:27   | 5-8   | 0-1  | 3-5   | 5   | 8  | 13 | 1        | 3  | 13    | 1  | 3  | 1  | 1  | 0  | 13     |    |     |
| 53 Tamar Bates          | 19:00   | 2-7   | 1-4  | 2-2   | 1   | 3  | 4  | 1        | 1  | 7     | 1  | 0  | 1  | 0  | 0  | 15     |    |     |
| 1 Rob Phinisee          | 15:43   | 0-3   | 0-2  | 2-4   | 1   | 2  | 3  | 0        | 2  | 2     | 4  | 1  | 0  | 0  | 2  | 0      |    |     |
| 3 Anthony Leal          | 16:56   | 1-4   | 1-4  | 0-0   | 2   | 2  | 0  | 0        | 3  | 1     | 0  | 0  | 0  | 0  | 0  | 9      |    |     |
| 2 Michael Durr          | 12:27   | 1-1   | 0-0  | 3-6   | 1   | 2  | 3  | 4        | 5  | 1     | 3  | 0  | 0  | 0  | 0  | 6      |    |     |
| 4 Kristian Lander       | 07:34   | 0-0   | 0-0  | 0-1   | 1   | 1  | 2  | 0        | 0  | 0     | 2  | 0  | 0  | 0  | 0  | 11     |    |     |
| 5 Logan Duncomb         | 03:58   | 1-1   | 0-0  | 2-2   | 1   | 0  | 1  | 1        | 4  | 0     | 1  | 0  | 1  | 0  | 0  | 2      |    |     |
| Team                    |         |       |      |       | 3   | 2  | 5  |          |    | 0     |    |    |    |    |    |        |    |     |
| Totals                  |         | 27-52 | 5-16 | 22-32 | 18  | 36 | 54 | 12       | 23 | 81    | 16 | 17 | 4  | 7  | 2  | 32     |    |     |

Record: 8-2 Technical Fouls: NONE

| Shooting By Period |             |
|--------------------|-------------|
| 1st FG%            | 12-24 50.0% |
| 3PT%               | 2-7 28.6%   |
| FT%                | 10-13 76.9% |
| 2nd FG%            | 15-28 53.6% |
| 3PT%               | 3-9 33.3%   |
| FT%                | 12-19 63.2% |
| GM FG%             | 27-52 51.9% |
| 3PT%               | 5-16 31.3%  |
| FT%                | 22-32 68.8% |

Dead Ball Rebounds: 5, 0

| Biggest lead     | MER           |               | Points from Turnovers | MER | IND | Period by Period Scoring |
|------------------|---------------|---------------|-----------------------|-----|-----|--------------------------|
|                  | 1st           | 2nd           |                       |     |     |                          |
| Biggest lead     | 3 (1st 16:55) | 32 (2nd 0:37) | 7                     | 17  |     |                          |
| Best Scoring Run | 8 (1st 6:39)  | 14 (2nd 4:34) | 8                     | 34  |     |                          |
| Lead Changes     | 4             |               | Second Chance         | 2   | 21  |                          |
| Times Tied       | 4             |               | Fast Breaks           | 3   | 6   |                          |
| Time with Lead   | 02:15         | 35:04         | Bench                 | 8   | 34  |                          |



Official Basketball Box Score - Final  
Indiana at Notre Dame  
12/18/21 Gainbridge Fieldhouse, Indianapolis, IN  
2021-22 Men's Basketball

Game Time: 2:39 PM  
Game Duration: 2:03  
Attendance: 17,905

Officials: James Breeding, John Galtney, Brian O'Connell

| NO. Name                | Min     | FG  |     | 3P  |     | FT |    | Rebounds |    | Fouls |    | TP | AS | TO | ST | Blocks |   | +/- |
|-------------------------|---------|-----|-----|-----|-----|----|----|----------|----|-------|----|----|----|----|----|--------|---|-----|
|                         |         | M-A | M-A | M-A | M-A | OR | DR | PF       | FD | BS    | BA |    |    |    |    |        |   |     |
| 12 Miller Kopp          | F 27:33 | 2-7 | 1-3 | 0-0 | 0   | 2  | 2  | 1        | 1  | 5     | 0  | 0  | 1  | 0  | 0  | 0      | 0 |     |
| 23 Trayce Jackson-Davis | F 38:04 | 6-1 |     |     |     |    |    |          |    |       |    |    |    |    |    |        |   |     |



**INDIANA GAME BY GAME**

| Opponent        | Date       | Score      |      | FG-FGA         | PCT         | 3FG-3FGA      | PCT         | FT-FTA         | PCT         | OFF        | DEF        | TOT        | AVG         | PF         | A          | TO         | BLK       | STL       | PTS        | AVG         |
|-----------------|------------|------------|------|----------------|-------------|---------------|-------------|----------------|-------------|------------|------------|------------|-------------|------------|------------|------------|-----------|-----------|------------|-------------|
| Eastern Mich.   | 11/09/2021 | 68-62      | W    | 26-62          | .419        | 4-24          | .167        | 12-20          | .600        | 5          | 38         | 43         | 43.0        | 15         | 13         | 8          | 6         | 3         | 68         | 68.0        |
| Northern Ill.   | 11/12/2021 | 85-49      | W    | 27-56          | .482        | 8-23          | .348        | 23-30          | .767        | 11         | 26         | 37         | 40.0        | 22         | 14         | 15         | 9         | 6         | 85         | 76.5        |
| St. John's (NY) | 11/17/2021 | 76-74      | W    | 30-58          | .517        | 6-18          | .333        | 10-19          | .526        | 9          | 25         | 34         | 38.0        | 20         | 12         | 16         | 5         | 9         | 76         | 76.3        |
| Louisiana       | 11/21/2021 | 76-44      | W    | 28-52          | .538        | 10-19         | .526        | 10-13          | .769        | 10         | 37         | 47         | 40.3        | 25         | 22         | 26         | 8         | 5         | 76         | 76.3        |
| Jackson St.     | 11/23/2021 | 70-35      | W    | 24-51          | .471        | 6-15          | .400        | 16-26          | .615        | 9          | 35         | 44         | 41.0        | 12         | 15         | 11         | 8         | 5         | 70         | 75.0        |
| Marshall        | 11/27/2021 | 90-79      | W    | 34-59          | .576        | 8-15          | .533        | 14-19          | .737        | 7          | 29         | 36         | 40.2        | 15         | 14         | 15         | 6         | 10        | 90         | 77.5        |
| at Syracuse     | 11/30/2021 | 110-112    | Lot2 | 38-69          | .551        | 11-27         | .407        | 23-31          | .742        | 14         | 32         | 46         | 41.0        | 24         | 26         | 26         | 3         | 6         | 110        | 82.1        |
| Nebraska        | 12/04/2021 | 68-55      | W    | 23-57          | .404        | 8-22          | .364        | 14-17          | .824        | 8          | 33         | 41         | 41.0        | 12         | 10         | 15         | 5         | 7         | 68         | 80.4        |
| at Wisconsin    | 12/08/2021 | 59-64      | L    | 24-62          | .387        | 5-13          | .385        | 6-13           | .462        | 14         | 30         | 44         | 41.3        | 19         | 14         | 9          | 4         | 2         | 59         | 78.0        |
| Merrimack       | 12/12/2021 | 81-49      | W    | 27-52          | .519        | 5-16          | .313        | 22-32          | .688        | 18         | 36         | 54         | 42.6        | 12         | 16         | 17         | 7         | 4         | 81         | 78.3        |
| vs Notre Dame   | 12/18/2021 | 64-56      | W    | 21-48          | .438        | 8-20          | .400        | 14-22          | .636        | 6          | 29         | 35         | 41.9        | 16         | 16         | 14         | 5         | 5         | 64         | 77.0        |
| Northern Ky.    | 12/22/2021 | 79-61      | W    | 32-55          | .582        | 5-15          | .333        | 10-15          | .667        | 8          | 30         | 38         | 41.6        | 16         | 20         | 13         | 5         | 6         | 79         | 77.2        |
| <b>Total</b>    |            | <b>926</b> |      | <b>334-681</b> | <b>.490</b> | <b>84-227</b> | <b>.370</b> | <b>174-257</b> | <b>.677</b> | <b>119</b> | <b>380</b> | <b>499</b> | <b>41.6</b> | <b>208</b> | <b>192</b> | <b>185</b> | <b>71</b> | <b>68</b> | <b>926</b> | <b>77.2</b> |
| Opponents       |            | 740        |      | 256-731        | .350        | 78-279        | .280        | 150-202        | .743        | 111        | 268        | 379        | 31.6        | 227        | 115        | 149        | 33        | 105       | 740        | 61.7        |

**OPPONENT GAME BY GAME**

| Opponent        | Date       | Score      |      | FG-FGA         | PCT         | 3FG-3FGA      | PCT         | FT-FTA         | PCT         | OFF        | DEF        | TOT        | AVG         | PF         | A          | TO         | BLK       | STL        | PTS        | AVG         |
|-----------------|------------|------------|------|----------------|-------------|---------------|-------------|----------------|-------------|------------|------------|------------|-------------|------------|------------|------------|-----------|------------|------------|-------------|
| Eastern Mich.   | 11/09/2021 | 68-62      | W    | 20-64          | .313        | 9-23          | .391        | 13-16          | .813        | 7          | 35         | 42         | 42.0        | 20         | 8          | 13         | 3         | 6          | 62         | 62.0        |
| Northern Ill.   | 11/12/2021 | 85-49      | W    | 14-46          | .304        | 2-11          | .182        | 19-27          | .704        | 9          | 22         | 31         | 36.5        | 23         | 3          | 23         | 1         | 10         | 49         | 55.5        |
| St. John's (NY) | 11/17/2021 | 76-74      | W    | 25-58          | .431        | 9-27          | .333        | 15-19          | .789        | 12         | 22         | 34         | 35.7        | 18         | 17         | 15         | 5         | 7          | 74         | 61.7        |
| Louisiana       | 11/21/2021 | 76-44      | W    | 14-73          | .192        | 2-20          | .100        | 14-24          | .583        | 21         | 16         | 37         | 36.0        | 17         | 5          | 11         | 2         | 10         | 44         | 57.3        |
| Jackson St.     | 11/23/2021 | 70-35      | W    | 12-58          | .207        | 3-19          | .158        | 8-11           | .727        | 11         | 22         | 33         | 35.4        | 22         | 7          | 11         | 4         | 5          | 35         | 52.8        |
| Marshall        | 11/27/2021 | 90-79      | W    | 32-65          | .492        | 5-16          | .313        | 10-13          | .769        | 6          | 20         | 26         | 33.8        | 15         | 11         | 12         | 4         | 7          | 79         | 57.2        |
| at Syracuse     | 11/30/2021 | 110-112    | Lot2 | 36-73          | .493        | 13-34         | .382        | 27-34          | .794        | 8          | 23         | 31         | 33.4        | 24         | 16         | 12         | 4         | 18         | 112        | 65.0        |
| Nebraska        | 12/04/2021 | 68-55      | W    | 23-61          | .377        | 5-22          | .227        | 4-5            | .800        | 5          | 27         | 32         | 33.3        | 18         | 9          | 14         | 1         | 9          | 55         | 63.8        |
| at Wisconsin    | 12/08/2021 | 59-64      | L    | 22-62          | .355        | 5-23          | .217        | 15-18          | .833        | 11         | 30         | 41         | 34.1        | 15         | 12         | 4          | 6         | 4          | 64         | 63.8        |
| Merrimack       | 12/12/2021 | 81-49      | W    | 16-54          | .296        | 11-29         | .379        | 6-10           | .600        | 4          | 12         | 16         | 32.3        | 23         | 9          | 10         | 2         | 10         | 49         | 62.3        |
| vs Notre Dame   | 12/18/2021 | 64-56      | W    | 21-58          | .362        | 4-22          | .182        | 10-13          | .769        | 8          | 24         | 32         | 32.3        | 18         | 5          | 14         | 0         | 9          | 56         | 61.7        |
| Northern Ky.    | 12/22/2021 | 79-61      | W    | 21-59          | .356        | 10-33         | .303        | 9-12           | .750        | 9          | 15         | 24         | 31.6        | 14         | 13         | 10         | 1         | 10         | 61         | 61.7        |
| <b>Total</b>    |            | <b>740</b> |      | <b>256-731</b> | <b>.350</b> | <b>78-279</b> | <b>.280</b> | <b>150-202</b> | <b>.743</b> | <b>111</b> | <b>268</b> | <b>379</b> | <b>31.6</b> | <b>227</b> | <b>115</b> | <b>149</b> | <b>33</b> | <b>105</b> | <b>740</b> | <b>61.7</b> |
| Indiana         |            | 926        |      | 334-681        | .490        | 84-227        | .370        | 174-257        | .677        | 119        | 380        | 499        | 41.6        | 208        | 192        | 185        | 71        | 68         | 926        | 77.2        |



TEAM HIGHS/LOWS

Indiana - Game Highs

|                              |              |                              |
|------------------------------|--------------|------------------------------|
| <b>POINTS</b>                | 110          | at Syracuse (11/30/2021)     |
|                              | 90           | Marshall (11/27/2021)        |
|                              | 85           | Northern Ill. (11/12/2021)   |
|                              | 81           | Merrimack (12/12/2021)       |
|                              | 79           | Northern Ky. (12/22/2021)    |
| <b>FIELD GOALS MADE</b>      | 38           | at Syracuse (11/30/2021)     |
|                              | 34           | Marshall (11/27/2021)        |
| <b>FIELD GOAL ATTEMPTS</b>   | 69           | at Syracuse (11/30/2021)     |
|                              | 62           | at Wisconsin (12/08/2021)    |
|                              | 62           | Eastern Mich. (11/09/2021)   |
| <b>FIELD GOAL PERCENTAGE</b> | .582 (32-55) | Northern Ky. (12/22/2021)    |
|                              | .576 (34-59) | Marshall (11/27/2021)        |
| <b>3 PT FG MADE</b>          | 11           | at Syracuse (11/30/2021)     |
|                              | 10           | Louisiana (11/21/2021)       |
| <b>3 PT FG ATTEMPTS</b>      | 27           | at Syracuse (11/30/2021)     |
|                              | 24           | Eastern Mich. (11/09/2021)   |
| <b>3 PT FG PERCENTAGE</b>    | .533 (8-15)  | Marshall (11/27/2021)        |
|                              | .526 (10-19) | Louisiana (11/21/2021)       |
| <b>FREE THROWS MADE</b>      | 23           | at Syracuse (11/30/2021)     |
|                              | 23           | Northern Ill. (11/12/2021)   |
| <b>FREE THROW ATTEMPTS</b>   | 32           | Merrimack (12/12/2021)       |
|                              | 31           | at Syracuse (11/30/2021)     |
| <b>FREE THROW PERCENTAGE</b> | .824 (14-17) | Nebraska (12/04/2021)        |
|                              | .769 (10-13) | Louisiana (11/21/2021)       |
| <b>REBOUNDS</b>              | 54           | Merrimack (12/12/2021)       |
|                              | 47           | Louisiana (11/21/2021)       |
| <b>ASSISTS</b>               | 26           | at Syracuse (11/30/2021)     |
|                              | 22           | Louisiana (11/21/2021)       |
| <b>STEALS</b>                | 10           | Marshall (11/27/2021)        |
|                              | 9            | St. John's (NY) (11/17/2021) |
| <b>BLOCKED SHOTS</b>         | 9            | Northern Ill. (11/12/2021)   |
|                              | 8            | Jackson St. (11/23/2021)     |
|                              | 8            | Louisiana (11/21/2021)       |
| <b>TURNOVERS</b>             | 26           | at Syracuse (11/30/2021)     |
|                              | 26           | Louisiana (11/21/2021)       |
| <b>FOULS</b>                 | 25           | Louisiana (11/21/2021)       |
|                              | 24           | at Syracuse (11/30/2021)     |

Indiana - Game Lows

|                              |              |                                |
|------------------------------|--------------|--------------------------------|
| <b>POINTS</b>                | 59           | at Wisconsin (12/08/2021)      |
|                              | 64           | vs Notre Dame (N) (12/18/2021) |
|                              | 68           | Nebraska (12/04/2021)          |
|                              | 68           | Eastern Mich. (11/09/2021)     |
|                              | 70           | Jackson St. (11/23/2021)       |
| <b>FIELD GOALS MADE</b>      | 21           | vs Notre Dame (N) (12/18/2021) |
|                              | 23           | Nebraska (12/04/2021)          |
| <b>FIELD GOAL ATTEMPTS</b>   | 48           | vs Notre Dame (N) (12/18/2021) |
|                              | 51           | Jackson St. (11/23/2021)       |
| <b>FIELD GOAL PERCENTAGE</b> | .387 (24-62) | at Wisconsin (12/08/2021)      |
|                              | .404 (23-57) | Nebraska (12/04/2021)          |
| <b>3 PT FG MADE</b>          | 4            | Eastern Mich. (11/09/2021)     |
|                              | 5            | Northern Ky. (12/22/2021)      |
|                              | 5            | Merrimack (12/12/2021)         |
|                              | 5            | at Wisconsin (12/08/2021)      |
| <b>3 PT FG ATTEMPTS</b>      | 13           | at Wisconsin (12/08/2021)      |
|                              | 15           | Northern Ky. (12/22/2021)      |
|                              | 15           | Marshall (11/27/2021)          |
|                              | 15           | Jackson St. (11/23/2021)       |
| <b>3 PT FG PERCENTAGE</b>    | .167 (4-24)  | Eastern Mich. (11/09/2021)     |
|                              | .313 (5-16)  | Merrimack (12/12/2021)         |
| <b>FREE THROWS MADE</b>      | 6            | at Wisconsin (12/08/2021)      |
|                              | 10           | Northern Ky. (12/22/2021)      |
|                              | 10           | Louisiana (11/21/2021)         |
|                              | 10           | St. John's (NY) (11/17/2021)   |
| <b>FREE THROW ATTEMPTS</b>   | 13           | at Wisconsin (12/08/2021)      |
|                              | 13           | Louisiana (11/21/2021)         |
| <b>FREE THROW PERCENTAGE</b> | .462 (6-13)  | at Wisconsin (12/08/2021)      |
|                              | .526 (10-19) | St. John's (NY) (11/17/2021)   |
| <b>REBOUNDS</b>              | 34           | St. John's (NY) (11/17/2021)   |
|                              | 35           | vs Notre Dame (N) (12/18/2021) |
| <b>ASSISTS</b>               | 10           | Nebraska (12/04/2021)          |
|                              | 12           | St. John's (NY) (11/17/2021)   |
| <b>STEALS</b>                | 2            | at Wisconsin (12/08/2021)      |
|                              | 3            | Eastern Mich. (11/09/2021)     |
| <b>BLOCKED SHOTS</b>         | 3            | at Syracuse (11/30/2021)       |
|                              | 4            | at Wisconsin (12/08/2021)      |
| <b>TURNOVERS</b>             | 8            | Eastern Mich. (11/09/2021)     |
|                              | 9            | at Wisconsin (12/08/2021)      |
| <b>FOULS</b>                 | 12           | Merrimack (12/12/2021)         |
|                              | 12           | Nebraska (12/04/2021)          |
|                              | 12           | Jackson St. (11/23/2021)       |

Opponent - Game Highs

|                              |              |                              |
|------------------------------|--------------|------------------------------|
| <b>POINTS</b>                | 112          | at Syracuse (11/30/2021)     |
|                              | 79           | Marshall (11/27/2021)        |
|                              | 74           | St. John's (NY) (11/17/2021) |
|                              | 64           | at Wisconsin (12/08/2021)    |
|                              | 62           | Eastern Mich. (11/09/2021)   |
| <b>FIELD GOALS MADE</b>      | 36           | at Syracuse (11/30/2021)     |
|                              | 32           | Marshall (11/27/2021)        |
| <b>FIELD GOAL ATTEMPTS</b>   | 73           | at Syracuse (11/30/2021)     |
|                              | 73           | Louisiana (11/21/2021)       |
| <b>FIELD GOAL PERCENTAGE</b> | .493 (36-73) | at Syracuse (11/30/2021)     |
|                              | .492 (32-65) | Marshall (11/27/2021)        |
| <b>3 PT FG MADE</b>          | 13           | at Syracuse (11/30/2021)     |
|                              | 11           | Merrimack (12/12/2021)       |
| <b>3 PT FG ATTEMPTS</b>      | 34           | at Syracuse (11/30/2021)     |
|                              | 33           | Northern Ky. (12/22/2021)    |
| <b>3 PT FG PERCENTAGE</b>    | .391 (9-23)  | Eastern Mich. (11/09/2021)   |
|                              | .382 (13-34) | at Syracuse (11/30/2021)     |
| <b>FREE THROWS MADE</b>      | 27           | at Syracuse (11/30/2021)     |
|                              | 19           | Northern Ill. (11/12/2021)   |
| <b>FREE THROW ATTEMPTS</b>   | 34           | at Syracuse (11/30/2021)     |
|                              | 27           | Northern Ill. (11/12/2021)   |
| <b>FREE THROW PERCENTAGE</b> | .833 (15-18) | at Wisconsin (12/08/2021)    |
|                              | .813 (13-16) | Eastern Mich. (11/09/2021)   |
| <b>REBOUNDS</b>              | 42           | Eastern Mich. (11/09/2021)   |
|                              | 41           | at Wisconsin (12/08/2021)    |
| <b>ASSISTS</b>               | 17           | St. John's (NY) (11/17/2021) |
|                              | 16           | at Syracuse (11/30/2021)     |
| <b>STEALS</b>                | 18           | at Syracuse (11/30/2021)     |
|                              | 10           | Northern Ky. (12/22/2021)    |
|                              | 10           | Merrimack (12/12/2021)       |
|                              | 10           | Louisiana (11/21/2021)       |
|                              | 10           | Northern Ill. (11/12/2021)   |
| <b>BLOCKED SHOTS</b>         | 6            | at Wisconsin (12/08/2021)    |
|                              | 5            | St. John's (NY) (11/17/2021) |
| <b>TURNOVERS</b>             | 23           | Northern Ill. (11/12/2021)   |
|                              | 15           | St. John's (NY) (11/17/2021) |
| <b>FOULS</b>                 | 24           | at Syracuse (11/30/2021)     |
|                              | 23           | Merrimack (12/12/2021)       |
|                              | 23           | Northern Ill. (11/12/2021)   |

Opponent - Game Lows

|                              |              |                                |
|------------------------------|--------------|--------------------------------|
| <b>POINTS</b>                | 35           | Jackson St. (11/23/2021)       |
|                              | 44           | Louisiana (11/21/2021)         |
|                              | 49           | Merrimack (12/12/2021)         |
|                              | 49           | Northern Ill. (11/12/2021)     |
|                              | 55           | Nebraska (12/04/2021)          |
| <b>FIELD GOALS MADE</b>      | 12           | Jackson St. (11/23/2021)       |
|                              | 14           | Louisiana (11/21/2021)         |
|                              | 14           | Northern Ill. (11/12/2021)     |
| <b>FIELD GOAL ATTEMPTS</b>   | 46           | Northern Ill. (11/12/2021)     |
|                              | 54           | Merrimack (12/12/2021)         |
| <b>FIELD GOAL PERCENTAGE</b> | .192 (14-73) | Louisiana (11/21/2021)         |
|                              | .207 (12-58) | Jackson St. (11/23/2021)       |
| <b>3 PT FG MADE</b>          | 2            | Louisiana (11/21/2021)         |
|                              | 2            | Northern Ill. (11/12/2021)     |
| <b>3 PT FG ATTEMPTS</b>      | 11           | Northern Ill. (11/12/2021)     |
|                              | 16           | Marshall (11/27/2021)          |
| <b>3 PT FG PERCENTAGE</b>    | .100 (2-20)  | Louisiana (11/21/2021)         |
|                              | .158 (3-19)  | Jackson St. (11/23/2021)       |
| <b>FREE THROWS MADE</b>      | 4            | Nebraska (12/04/2021)          |
|                              | 6            | Merrimack (12/12/2021)         |
| <b>FREE THROW ATTEMPTS</b>   | 5            | Nebraska (12/04/2021)          |
|                              | 10           | Merrimack (12/12/2021)         |
| <b>FREE THROW PERCENTAGE</b> | .583 (14-24) | Louisiana (11/21/2021)         |
|                              | .600 (6-10)  | Merrimack (12/12/2021)         |
| <b>REBOUNDS</b>              | 16           | Merrimack (12/12/2021)         |
|                              | 24           | Northern Ky. (12/22/2021)      |
| <b>ASSISTS</b>               | 3            | Northern Ill. (11/12/2021)     |
|                              | 5            | vs Notre Dame (N) (12/18/2021) |
|                              | 5            | Louisiana (11/21/2021)         |
| <b>STEALS</b>                | 4            | at Wisconsin (12/08/2021)      |
|                              | 5            | Jackson St. (11/23/2021)       |
| <b>BLOCKED SHOTS</b>         | 0            | vs Notre Dame (N) (12/18/2021) |
|                              | 1            | Northern Ky. (12/22/2021)      |
|                              | 1            | Nebraska (12/04/2021)          |
|                              | 1            | Northern Ill. (11/12/2021)     |
| <b>TURNOVERS</b>             | 4            | at Wisconsin (12/08/2021)      |
|                              | 10           | Northern Ky. (12/22/2021)      |
|                              | 10           | Merrimack (12/12/2021)         |
| <b>FOULS</b>                 | 14           | Northern Ky. (12/22/2021)      |
|                              | 15           | at Wisconsin (12/08/2021)      |
|                              | 15           | Marshall (11/27/2021)          |





INDIVIDUAL HIGHS

Indiana - Individual Game Highs

|   |             |  |
|---|-------------|--|
| <b>POINTS</b>                             | 43          | Trayce Jackson-Davis vs Marshall (11/27/2021)      |
|   | 31          | Trayce Jackson-Davis at Syracuse (11/30/2021)      |
|   | 28          | Miller Kopp at Syracuse (11/30/2021)               |
|   | 21          | Trayce Jackson-Davis vs Northern Ky. (12/22/2021)  |
|   | 21          | Trayce Jackson-Davis vs Eastern Mich. (11/09/2021) |
| <b>FIELD GOALS MADE</b>                   | 18          | Trayce Jackson-Davis vs Marshall (11/27/2021)      |
|   | 11          | Trayce Jackson-Davis at Syracuse (11/30/2021)      |
| <b>FIELD GOAL ATTEMPTS</b>                | 24          | Trayce Jackson-Davis vs Marshall (11/27/2021)      |
|   | 16          | Xavier Johnson at Wisconsin (12/08/2021)           |
|   | 16          | Trayce Jackson-Davis at Syracuse (11/30/2021)      |
|   | 16          | Miller Kopp at Syracuse (11/30/2021)               |
| <b>FIELD GOAL PERCENTAGE (min 5 made)</b> | 1.000 (6-6) | Race Thompson vs Merrimack (12/12/2021)            |
|   | .857 (6-7)  | Parker Stewart vs Louisiana (11/21/2021)           |
| <b>3 PT FG MADE</b>                       | 6           | Parker Stewart at Syracuse (11/30/2021)            |
|   | 4           | Miller Kopp at Syracuse (11/30/2021)               |
|   | 4           | Parker Stewart vs Louisiana (11/21/2021)           |
| <b>3 PT FG ATTEMPTS</b>                   | 12          | Parker Stewart at Syracuse (11/30/2021)            |
|   | 9           | Xavier Johnson vs Notre Dame (N) (12/18/2021)      |
|   | 9           | Miller Kopp at Syracuse (11/30/2021)               |
| <b>3 PT FG PERCENTAGE (min 2 made)</b>    | 1.000 (2-2) | Miller Kopp vs Merrimack (12/12/2021)              |
|   | 1.000 (2-2) | Tamar Bates vs Marshall (11/27/2021)               |
| <b>FREE THROWS MADE</b>                   | 9           | Trayce Jackson-Davis at Syracuse (11/30/2021)      |
|   | 7           | Trayce Jackson-Davis vs Marshall (11/27/2021)      |
|   | 7           | Trayce Jackson-Davis vs Northern Ill. (11/12/2021) |
| <b>FREE THROW ATTEMPTS</b>                | 14          | Trayce Jackson-Davis at Syracuse (11/30/2021)      |
|   | 11          | Trayce Jackson-Davis vs Northern Ill. (11/12/2021) |
| <b>FREE THROW PERCENTAGE (min 3 made)</b> | 1.000 (6-6) | Trayce Jackson-Davis vs Merrimack (12/12/2021)     |
|   | 1.000 (6-6) | Xavier Johnson vs Nebraska (12/04/2021)            |
|   | 1.000 (4-4) | Michael Durr vs Northern Ky. (12/22/2021)          |
|   | 1.000 (4-4) | Xavier Johnson vs Marshall (11/27/2021)            |
|   | 1.000 (4-4) | Miller Kopp vs Jackson St. (11/23/2021)            |
|   | 1.000 (4-4) | Xavier Johnson vs Northern Ill. (11/12/2021)       |
|   | 1.000 (3-3) | Trayce Jackson-Davis vs Louisiana (11/21/2021)     |
|   | 1.000 (3-3) | Race Thompson vs St. John's (NY) (11/17/2021)      |
| <b>REBOUNDS</b>                           | 16          | Trayce Jackson-Davis at Syracuse (11/30/2021)      |
|   | 14          | Trayce Jackson-Davis vs Eastern Mich. (11/09/2021) |
| <b>ASSISTS</b>                            | 9           | Xavier Johnson at Syracuse (11/30/2021)            |
|   | 8           | Race Thompson at Syracuse (11/30/2021)             |
| <b>STEALS</b>                             | 5           | Xavier Johnson vs Marshall (11/27/2021)            |
|   | 4           | Race Thompson vs St. John's (NY) (11/17/2021)      |
| <b>BLOCKED SHOTS</b>                      | 7           | Trayce Jackson-Davis vs Northern Ill. (11/12/2021) |
|   | 5           | Trayce Jackson-Davis vs Marshall (11/27/2021)      |
| <b>TURNOVERS</b>                          | 7           | Race Thompson at Syracuse (11/30/2021)             |
|   | 6           | Trayce Jackson-Davis at Syracuse (11/30/2021)      |
| <b>FOULS</b>                              | 5           | Parker Stewart at Syracuse (11/30/2021)            |
|   | 5           | Xavier Johnson at Syracuse (11/30/2021)            |
|   | 5           | Rob Phinisee at Syracuse (11/30/2021)              |

Opponent - Individual Game Highs

|   |             |   |
|---|-------------|---|
| <b>POINTS</b>                             | 32          | Julian Champagnie vs St. John's (NY) (11/17/2021) |
|   | 27          | Buddy Boeheim at Syracuse (11/30/2021)            |
|   | 26          | Jimmy Boeheim at Syracuse (11/30/2021)            |
|   | 23          | Johnny Davis at Wisconsin (12/08/2021)            |
|   | 22          | Trevon Faulkner vs Northern Ky. (12/22/2021)      |
|   | 22          | Joseph Girard III at Syracuse (11/30/2021)        |
| <b>FIELD GOALS MADE</b>                   | 12          | Julian Champagnie vs St. John's (NY) (11/17/2021) |
|   | 10          | Buddy Boeheim at Syracuse (11/30/2021)            |
| <b>FIELD GOAL ATTEMPTS</b>                | 23          | Buddy Boeheim at Syracuse (11/30/2021)            |
|   | 22          | Julian Champagnie vs St. John's (NY) (11/17/2021) |
| <b>FIELD GOAL PERCENTAGE (min 5 made)</b> | 1.000 (7-7) | Jesse Edwards at Syracuse (11/30/2021)            |
|   | .727 (8-11) | Obinna Anochili-Killen vs Marshall (11/27/2021)   |
| <b>3 PT FG MADE</b>                       | 6           | Julian Champagnie vs St. John's (NY) (11/17/2021) |
|   | 5           | Joseph Girard III at Syracuse (11/30/2021)        |
| <b>3 PT FG ATTEMPTS</b>                   | 12          | Julian Champagnie vs St. John's (NY) (11/17/2021) |
|   | 11          | Joseph Girard III at Syracuse (11/30/2021)        |
|   | 11          | Buddy Boeheim at Syracuse (11/30/2021)            |
| <b>3 PT FG PERCENTAGE (min 2 made)</b>    | .750 (3-4)  | Malik Edmead vs Merrimack (12/12/2021)            |
|   | .667 (2-3)  | Jordan McKoy vs Merrimack (12/12/2021)            |
|   | .667 (2-3)  | Bryce McBride vs Eastern Mich. (11/09/2021)       |
| <b>FREE THROWS MADE</b>                   | 9           | Keshawn Williams vs Northern Ill. (11/12/2021)    |
|   | 7           | Cole Swider at Syracuse (11/30/2021)              |
|   | 7           | Tae'vion Kinsey vs Marshall (11/27/2021)          |
| <b>FREE THROW ATTEMPTS</b>                | 11          | Keshawn Williams vs Northern Ill. (11/12/2021)    |
|   | 10          | Tae'vion Kinsey vs Marshall (11/27/2021)          |
| <b>FREE THROW PERCENTAGE (min 3 made)</b> | 1.000 (6-6) | Jayveous McKinnis vs Jackson St. (11/23/2021)     |
|   | 1.000 (6-6) | Bryce McBride vs Eastern Mich. (11/09/2021)       |
|   | 1.000 (4-4) | Trevon Faulkner vs Northern Ky. (12/22/2021)      |
|   | 1.000 (4-4) | Chucky Hepburn at Wisconsin (12/08/2021)          |
|   | 1.000 (4-4) | Buddy Boeheim at Syracuse (11/30/2021)            |
|   | 1.000 (4-4) | Frank Anselem at Syracuse (11/30/2021)            |
|   | 1.000 (4-4) | Josh Alexander vs St. John's (NY) (11/17/2021)    |
|   | 1.000 (3-3) | Jesse Edwards at Syracuse (11/30/2021)            |
|   | 1.000 (3-3) | Andrew Taylor vs Marshall (11/27/2021)            |
| <b>REBOUNDS</b>                           | 12          | Tyler Wahl at Wisconsin (12/08/2021)              |
|   | 11          | Paul Atkinson Jr. vs Notre Dame (N) (12/18/2021)  |
| <b>ASSISTS</b>                            | 8           | Buddy Boeheim at Syracuse (11/30/2021)            |
|   | 6           | Josh Alexander vs St. John's (NY) (11/17/2021)    |
| <b>STEALS</b>                             | 5           | Buddy Boeheim at Syracuse (11/30/2021)            |
|   | 5           | Jesse Edwards at Syracuse (11/30/2021)            |
| <b>BLOCKED SHOTS</b>                      | 4           | Jayveous McKinnis vs Jackson St. (11/23/2021)     |
|   | 3           | Tyler Wahl at Wisconsin (12/08/2021)              |
|   | 3           | Jesse Edwards at Syracuse (11/30/2021)            |
|   | 3           | Obinna Anochili-Killen vs Marshall (11/27/2021)   |
| <b>TURNOVERS</b>                          | 6           | Alonzo Verge Jr. vs Nebraska (12/04/2021)         |
|   | 5           | Joseph Girard III at Syracuse (11/30/2021)        |
|   | 5           | Josh Alexander vs St. John's (NY) (11/17/2021)    |
|   | 5           | Anthony Crump vs Northern Ill. (11/12/2021)       |
|   | 5           | Keshawn Williams vs Northern Ill. (11/12/2021)    |
| <b>FOULS</b>                              | 5           | Ziggy Reid vs Merrimack (12/12/2021)              |
|   | 5           | Jordan McKoy vs Merrimack (12/12/2021)            |
|   | 5           | Jesse Edwards at Syracuse (11/30/2021)            |
|   | 5           | Cole Swider at Syracuse (11/30/2021)              |
|   | 5           | Isiah Williams vs Jackson St. (11/23/2021)        |

SPECIALITY STATS

| Game           | Paint | 2nd   | Off To | FB    | Bench |
|----------------|-------|-------|--------|-------|-------|
| E. Michigan    | 32/16 | 7/4   | 13/5   | 9/5   | 19/22 |
| N. Illinois    | 36/18 | 11/12 | 26/8   | 17/11 | 37/11 |
| St. John's     | 36/28 | 6/10  | 19/20  | 18/13 | 20/7  |
| Louisiana      | 28/24 | 12/11 | 13/20  | 18/2  | 32/20 |
| Jackson St.    | 28/8  | 5/2   | 13/4   | 18/3  | 20/25 |
| Marshall       | 50/44 | 6/10  | 14/21  | 16/11 | 8/21  |
| @ Syracuse     | 48/36 | 20/14 | 11/33  | 14/24 | 10/6  |
| Nebraska       | 28/28 | 6/6   | 21/11  | 12/9  | 26/17 |
| @ Wisconsin    | 30/22 | 16/11 | 7/15   | 14/6  | 12/17 |
| Merrimack      | 34/8  | 21/2  | 17/7   | 6/3   | 34/8  |
| vs. Notre Dame | 24/28 | 8/6   | 16/14  | 4/6   | 8/10  |
| N. Kentucky    | 48/12 | 6/12  | 10/2   | 13/3  | 31/17 |
| Asheville      |       |       |        |       |       |
| @ Penn State   |       |       |        |       |       |
| Ohio State     |       |       |        |       |       |
| Minnesota      |       |       |        |       |       |
| @ Iowa         |       |       |        |       |       |
| @ Nebraska     |       |       |        |       |       |
| Purdue         |       |       |        |       |       |
| Michigan       |       |       |        |       |       |
| Penn State     |       |       |        |       |       |
| @ Maryland     |       |       |        |       |       |
| Illinois       |       |       |        |       |       |
| @ Northwestern |       |       |        |       |       |
| @ Michigan St. |       |       |        |       |       |
| Wisconsin      |       |       |        |       |       |
| @ Ohio State   |       |       |        |       |       |
| Maryland       |       |       |        |       |       |
| @ Minnesota    |       |       |        |       |       |
| Rutgers        |       |       |        |       |       |
| @ Purdue       |       |       |        |       |       |

STARTING LINEUPS

| Game           | G       | G       | G/F  | F        | F/C           |
|----------------|---------|---------|------|----------|---------------|
| E. Michigan    | Johnson | Stewart | Kopp | Thompson | Jackson-Davis |
| N. Illinois    | Johnson | Stewart | Kopp | Thompson | Jackson-Davis |
| St. John's     | Johnson | Stewart | Kopp | Thompson | Jackson-Davis |
| Louisiana      | Johnson | Stewart | Kopp | Thompson | Jackson-Davis |
| Jackson St.    | Johnson | Stewart | Kopp | Thompson | Jackson-Davis |
| Marshall       | Johnson | Stewart | Kopp | Thompson | Jackson-Davis |
| @ Syracuse     | Johnson | Stewart | Kopp | Thompson | Jackson-Davis |
| Nebraska       | Johnson | Stewart | Kopp | Thompson | Jackson-Davis |
| @ Wisconsin    | Johnson | Stewart | Kopp | Thompson | Jackson-Davis |
| Merrimack      | Johnson | Stewart | Kopp | Thompson | Jackson-Davis |
| vs. Notre Dame | Johnson | Stewart | Kopp | Thompson | Jackson-Davis |
| N. Kentucky    | Johnson | Leal    | Kopp | Thompson | Jackson-Davis |
| Asheville      |         |         |      |          |               |
| @ Penn State   |         |         |      |          |               |
| Ohio State     |         |         |      |          |               |
| Minnesota      |         |         |      |          |               |
| @ Iowa         |         |         |      |          |               |
| @ Nebraska     |         |         |      |          |               |
| Purdue         |         |         |      |          |               |
| Michigan       |         |         |      |          |               |
| Penn State     |         |         |      |          |               |
| @ Maryland     |         |         |      |          |               |
| Illinois       |         |         |      |          |               |
| @ Northwestern |         |         |      |          |               |
| @ Michigan St. |         |         |      |          |               |
| Wisconsin      |         |         |      |          |               |
| @ Ohio State   |         |         |      |          |               |
| Maryland       |         |         |      |          |               |
| @ Minnesota    |         |         |      |          |               |
| Rutgers        |         |         |      |          |               |
| @ Purdue       |         |         |      |          |               |



# THE LAST TIME...

## TEAM

IU ranked in A.P. top 25: ..... 25th, Jan. 14, 2019  
 IU ranked in Coaches' top 25: ..... 25th, Jan. 14, 2019  
 Played A.P. No. 1 team: ..... 11/29/17, Duke (L, 81-91)  
 Defeated A.P. No. 1 team: ..... 2/2/13, Michigan (W, 81-73)  
 Defeated team ranked 2-10 by A.P.: ..... 2/7/21, Iowa (8) W, 67-65  
 Defeated team ranked in AP Top 25: ..... 2/7/21, Iowa (8) W, 67-65  
 Defeated A.P. top 25 on the road: ..... 1/21/21, at Iowa (4) W, 81-69  
 Defeated A.P. top 10 on the road: ..... 1/21/21, at Iowa (4) W, 81-69  
 Defeated A.P. Top 25 on neutral site: ..... 12/16/17 vs. Notre Dame (18) W, 80-77 OT  
 ..... Crossroads Classic, Indianapolis, Indiana

## INDIANA INDIVIDUALS

Had a triple-double: ..... Juwan Morgan (10p, 10r, 10a)  
 ..... vs. Jacksonville, 12/22/2018 (2nd in school history)  
**Had a double-double: ..... Trayce Jackson-Davis (17p, 12r)**  
**vs. Notre Dame, 12/18/21**  
**Had 30+ points and 10+ reb.: ..... Trayce Jackson-Davis (31p, 16r)**  
**..... at Syracuse, 11/30/21**  
 Five players in double figures: ..... Trayce Jackson-Davis (20), Aljami Durham (16), Jerome Hunter (16) Armaan Franklin (11), Rob Phinisee (10) ..... vs. Minnesota, 2/17/21  
 Six players in double figures: ..... James Blackmon Jr. (33), Thomas Bryant (13)  
 ..... Kevin "Yogi" Ferrell (13), Robert Johnson (12), Troy Williams (11),  
 ..... Collin Hartman (10); vs. Alcorn State, 11/30/15  
**Scored 30-39 points: ..... 31, Trayce Jackson-Davis at Syracuse, 11/30/21**  
**Scored 40-49 points: ..... 43, Trayce Jackson-Davis vs. Marshall, 11/27/21**  
**Three players scored 20 or more points in the same game: ..... at Syracuse, 11/30/21**  
**..... Trayce Jackson-Davis (31), Miller Kopp (28), Parker Stewart (20)**  
**Scored 20 points in a half .... 21, (second) Trayce Jackson-Davis vs. Marshall, 11/27/21**  
**Perfect from field (5 att) ..... 6-6, Race Thompson vs. Merrimack, 12/12/21**  
 Perfect beyond 3-point line (5 att.): ..... 5-5, Robert Johnson vs. IPFW, 12/9/15  
 Perfect at FT line (10 att.): ..... 10-10, Juwan Morgan vs. Arkansas State, 11/27/17  
 Had 20+ Rebounds: ..... 22, D.J. White at Michigan, 1/8/08  
**Had 15-19 Rebounds: ..... 16, Trayce Jackson-Davis, at Syracuse, 11/30/21**  
 Had 10 or more assists: ..... 10, Juwan Morgan vs. Jacksonville, 12/22/18  
 Had 6 or more steals: ..... 7, Race Thompson, vs. Michigan State, 2/20/21  
**Had 5 or more blocked shots: ..... 5, Trayce Jackson-Davis vs. Marshall, 11/27/21**

## TEAM FIELD GOAL SHOOTING

**Shot 50 percent or better: ..... .582 (32-55), vs. Northern Kentucky, 12/22/21**  
 Shot 60 percent or better: ..... .648 (35-54), Jacksonville, 12/22/18  
 Shot 70 percent or better: ..... .706 (36-51), vs. Mount St. Mary's, 12/19/12  
**Made 30-39 field goals: ..... 32, vs. Northern Kentucky, 12/22/21**  
 Made 40-49 field goals: ..... 41, vs. Penn State, 2/1/17  
 Made 50 or more field goals: ..... 52, vs. South Dakota, 11/27/76  
 Attempted 70-79 field goals: ..... 72, at Michigan State, 2/2/19  
 Attempted 80-89 field goals: ..... .83, vs. Buffalo, 12/10/99  
 Attempted 90 or more field goals: ..... .92, vs. Iowa, 1/11/75  
 Shot 60+ percent in consecutive games: ..... (.667) vs. Delaware State, 12/19/16  
 ..... (.600) vs. Austin Peay, 12/22/16

## TEAM 3-POINT SHOOTING

**Shot 50 percent or better: ..... .533 (8/15) vs. Marshall, 11/27/21**  
 Shot 60 percent or better: ..... .625 (10-16), vs. Rutgers, 1/24/21  
 Shot 70 percent or better: ..... .750 (9-12), vs. Mt. St. Mary's, 12/19/12  
 Shot 80 percent or better: ..... .889 (8-9), vs. San Francisco, 12/20/98  
**Made 10 or more 3-point field goals: ..... 11, at Syracuse, 11/30/21**  
 Made 15 or more 3-point field goals: ..... 15, vs. Austin Peay, 12/22/16  
**Attempted 20-29 3-point field goals: ..... 22, vs. Nebraska, 12/4/21**  
 Attempted 30-39 3-point field goals: ..... 33, vs. N Alabama, 12/13/20

## TEAM FREE THROW SHOOTING

**Shot 80 percent or better: ..... .824 (14-17) vs. Nebraska, 12/4/21**  
 Shot 90 percent or better: ..... .900 (9-10), at Penn St., 1/29/20  
 Shot 100 percent: ..... 1.000 (16-16), at Maryland, 1/11/19  
**Made 20-29 free throws: ..... 22, vs. Merrimack, 12/12/21**  
 Made 30-39 free throws: ..... 37, vs. N. Alabama, 11/12/19  
 Made 40 or more free throws: ..... 45, vs. Chicago State, 11/8/13  
 Attempted 10 or fewer free throws: ..... (5-8), at Wisconsin, 1/7/21  
**Attempted 30-39 free throws: ..... 32, vs. Merrimack, 12/12/21**  
 Attempted 40-49 free throws: ..... 45, vs. N. Alabama, 11/12/19  
 Attempted 50-59 free throws: ..... 55, vs. Chicago State, 11/8/13  
 Attempted 60 or more free throws: ..... 60, vs. Michigan, 2/15/65

## TEAM SCORING

**Scored 90-99 points: ..... 90, vs. Marshall, 11/27/21**  
 Scored 100-109 points: ..... 100, vs. Troy 11/16/19  
**Scored 110 or more points: ..... 110, at Syracuse, 11/30/21**

## TEAM REBOUNDING

**Had 40-49 rebounds: ..... 44, at Wisconsin, 12/8/21**  
**Had 50-59 rebounds: ..... 54, vs. Merrimack, 12/12/21**  
 Had 60 or more rebounds: ..... 62, vs. Chicago State, 11/8/13

## TEAM ASSISTS

**Had 20-29 assists: ..... 20, vs. Northern Kentucky, 12/22/21**  
 Had 30 or more assists: ..... 31, at Alaska Anchorage, 11/21/01

## TEAM BLOCKED SHOTS

Had 10 or more blocked shots: ..... 12, vs. Nebraska, 3/11/20

## TEAM STEALS

**Had 10 or more steals: ..... 10, vs. Marshall, 11/27/21**  
 Had 15 or more steals: ..... 15, vs. Chattanooga, 11/13/11

## TEAM TURNOVERS

**Had less than 10 Turnovers: ..... 9, at Wisconsin, 12/8/21**

## MISCELLANEOUS

**Two IU players had a double-double in the same game: ..... 11/30/21 at Syracuse**  
**..... Trayce Jackson-Davis (31p, 16r) & Race Thompson (17p, 12r)**

Three IU players had a double-double in the same game: ..... 2/1/17 vs. Penn State  
 ..... Thomas Bryant (31p, 11r), Robert Johnson (27p, 11r) and Devonte Green (10p, 10r)

IU player had double digit assists in consecutive games: ..... 1990-91 season  
 ..... Jamal Meeks (12/1/90 – 12 assists and 12/4/90 – 11 assists)

IU player led team in points, rebounds, assists in same game: ..... Trayce Jackson-Davis  
 ..... 2/8/20 vs. Purdue (16 points, 8 rebounds, 4 assists (t-1st))

**IU player scored 30 points in consecutive games: ..... November 27 and 30, 2021**  
**..... Trayce Jackson-Davis, (43 points vs. Marshall, 31 points vs. Syracuse)**

IU player scored 30 points or more in 4 straight games: ..... 1971 - George McGinnis, Twice

IU player had 20 points and 20 rebounds in a game: ..... 1/8/08  
 ..... D.J. White: 21 points, 22 rebounds at Michigan

Three players with 10+ rebounds in same game: ..... 2/1/17  
 ..... Thomas Bryant (11), Robert Johnson (11), Devonte Green (10) vs. Penn State

IU player made 10 consecutive 3-pointers: ..... 12/23/05 - 1/3/06  
 ..... Robert Vaden (12 straight over 3 games)

**IU played OT: ..... 11/30/21. at Syracuse, L, 110-112 (20T)**

**IU played 20T: ..... 11/30/21. at Syracuse, L, 110-112 (20T)**

IU played 30T: ..... 2/11/17 vs. Penn State, W, 110-102 (2nd-ever 30T game)

**IU shot 60 percent from the floor in a half: ..... vs. Northern Kentucky, 12/22/21**  
**..... (Second Half - .643, 18-28)**

**IU shot 70 percent from the floor in a half: ..... at Syracuse, 11/30/21**  
**..... (Second Half - .741, 20-27)**

IU shot 80 percent from the floor in a half: ..... 11/16/15 vs. Austin Peay  
 ..... (Second Half - .808, 21-26)

IU failed to make at least one 3-pointer: ..... 2/25/10 vs. Wisconsin (0-for-5)

An opponent failed to make a free throw ..... 12/29/07 vs. Chicago State (0-for-5)

IU had four players play at least 40 minutes in a single game: ..... 2/1/17, vs. PSU  
 ..... Robert Johnson (50), Josh Newkirk (46), Devonte Green (45), Thomas Bryant (44)

IU had five players play at least 40 minutes in a single game: ..... 1/15/05 at Purdue,  
 ..... (Bracey Wright (48), D.J. White (46), Marshall Strickland (46),  
 ..... Robert Vaden (45) and A.J. Ratliff (40))

Overcame a deficit with five minutes left to win: ..... 2/10/21 at Northwestern  
 ..... trailed 50-43 (5:00) and won 79-76 (2ot)

Overcame a halftime deficit in two consecutive games to win:  
 ..... 12/8/18 vs. Louisville (trailing 33-28 and won 68-67),  
 ..... 12/15/18 vs. Butler (trailing 28-24 and won 59-58)


Overcame a halftime deficit in two consecutive road games to win:  
 ..... 3/1/06 at Purdue (trailing 27-25 and won 70-59)  
 ..... 3/4/06 at Michigan (trailing 38-34 and won 71-68)

Overcame a halftime deficit in three consecutive games to win:  
 ..... 3/1/06 at Purdue (trailing 27-25 and won 70-59)  
 ..... 3/4/06 at Michigan (trailing 30-27 and won 69-67)  
 ..... 3/10/06 vs. Wisconsin (trailing 19-15 and won 61-56)



# MIKE WOODSON

**FIRST YEAR AT INDIANA • FIRST YEAR AS COLLEGE HEAD COACH**  
**Record at Indiana: 10-2 Overall, First Year**



• Indiana University Vice President and Director of Athletics Scott Dolson has named former Hoosier All-American and Indianapolis native Mike Woodson as the 30th head coach in the men's basketball program's history.

• Woodson returns to the Bloomington campus with vast experiences and knowledge after playing in the NBA for 11 seasons beginning in 1980 and serving as a coach in the league beginning in 1996 for seven NBA franchises, including nine years combined as a head coach with the Atlanta Hawks and New York Knicks. He was currently serving as an assistant coach with the Knicks.

• "This is a great day and a great fit for Indiana Basketball," said IU Vice President and Director of Intercollegiate Athletics Scott Dolson. "Throughout this process, I was looking for someone I could partner with to return Indiana Basketball to a level of success that Hoosier fans have come to know and expect, and Mike is that person.

• "During the last two weeks, I have spoken with numerous individuals at the college and NBA levels, and they were unanimous in their support of and respect for Mike. From his ability in terms of X's and O's to his skill at building relationships and developing players, his reputation is outstanding. As a coach, he's succeeded at the highest levels of the NBA, and he's mentored some of the game's all-time great players. On top of all of that, as one of our program's legendary players, Mike certainly gives us a bridge to our past. But more important than what he did as a former Hoosier player, he's someone who shares my vision for what Indiana Basketball is about, and I'm thrilled about what this day means for our program."

• Woodson was the 1980 Big Ten Player of the Year and NABC All-American as a senior in leading the Hoosiers to a conference title and a berth in the NCAA Tournament's Sweet Sixteen. Despite undergoing back surgery in December and missing seven weeks, he was honored as the Chicago Tribune's Silver Basketball Award Winner following the season.

• As head coach of the Knicks, Woodson guided his 2012-13 Atlantic Division Champions to their first appearance in the Eastern Conference semifinals since 2000 and finished his tenure as New York's coach with a record of 109-79 (.680). As an NBA head coach with Atlanta (2004-2010) and New York (2011-2014), Woodson saw his teams compile two 50-plus win seasons including a personal high of 54 victories during the 2012-13 season with the Knicks. Woodson joined the Knicks staff following six seasons as head coach of the Hawks, where he guided the Hawks to the NBA Playoffs in each of his last three seasons (including 2007-08, ending Atlanta's eight-year Playoff drought), and into the Eastern Conference Semifinals in his last two seasons. In the Playoffs, he piloted the Hawks to back-to-back Game 7 wins in the first round over Miami in 2009 and Milwaukee in 2010.

• Before joining the Hawks, Woodson served for one season (2003-04) as an assistant coach with the Detroit Pistons, where he earned an NBA Championship ring as one of the chief architects behind Detroit's suffocating defense that helped lift the Pistons to the 2004 NBA title. Prior to his six years at the helm of the Hawks, Woodson logged eight seasons as an assistant coach with Milwaukee (1996-97 through 1998-99), Cleveland (1999-2000 through 2000-01), Philadelphia (2001-02 through 2002-03) and Detroit (2003-04).

• Among the All-Stars he's mentored are Ray Allen (Milwaukee Bucks), Kenny Anderson (Atlanta Hawks), Carmelo Anthony (New York Knicks), Chauncey Billups (Detroit Pistons), Sam Cassell (Milwaukee Bucks), Derrick Coleman (Philadelphia 76ers), Baron Davis (New York Knicks), Blake Griffin (Los Angeles Clippers), Richard Hamilton (Detroit Pistons), Al Horford (Atlanta Hawks), Allen Iverson (Philadelphia 76ers), Joe Johnson (Atlanta Hawks), DeAndre Jordan (Los Angeles Clippers), Shawn Kemp (Cleveland Cavaliers), Jason Kidd (New York Knicks), Kenyon Martin (New York Knicks), Dikembe Mutombo (Philadelphia 76ers), Chris Paul (Los Angeles Clippers), Paul Pierce (Los Angeles Clippers), Julius Randle (New York Knicks), Glenn Robinson (Milwaukee Bucks), Derrick Rose (New York Knicks), Amar'e Stoudemire (New York Knicks), Antoine Walker (Atlanta Hawks), Ben Wallace (Detroit Pistons) and Rasheed Wallace (Detroit Pistons, New York Knicks).

• As an assistant, he has worked for greats such as Chris Ford (Bucks), George Karl (Bucks), Larry Brown (76ers and Pistons), Mike D'Antoni (Knicks), Doc Rivers (Clippers), and Tom Thibodeau (Knicks).

• The Knicks selected Woodson with the 12th pick of the 1980 NBA Draft and he enjoyed an 11-year NBA playing career, averaging 14.0 points over 786 games for the Knicks (1980-81), New Jersey (1981-82), Kansas City/Sacramento (1981-82 through 1985-86), the LA Clippers (1986-87 through 1987-88), Houston (1988-89 through 1990-91) and Cleveland (1990-91). He scored a career-high 18.2 ppg with Kansas City in 1982-83. He also averaged 12.2 points in 13 career Playoff games over five post-seasons. Woodson's NBA playing career began in 1980-81, when he averaged 4.7 points over 11.7 minutes in 81 contests with the Knicks.

• He had the honor of playing for some of the most decorated coaches in league history including Red Holzman (Knicks) Larry Brown (Nets) Cotton Fitzsimmons(Kings); Gene Shue (Clippers), Don Chaney (Clippers and Rockets).

• Woodson played 104 games for the Hoosiers after graduating in 1976 from Broad Ripple High School and is the fifth all-time leading scorer with 2,061 points and his 19.8 points per game average is tied (Calbert Cheaney) for the second highest by a Hoosier who played four seasons in college. He averaged 21.0 points during his junior season and helped lead Indiana to an NIT Championship. Woodson captained the USA's Pan American Games team to a gold medal during the summer prior to his senior year and was all set to have a perfect season with the Hoosiers who were ranked No. 1 in the preseason of the 1979-80 campaign. After five games, Woodson suffered a herniated disc in his back and had to undergo surgery. Upon losing Woodson, the Hoosiers went 7-5 in the Big Ten until he returned to spark Indiana back into action. IU finished the conference season with six straight victories and won the Big Ten title. Woodson was the MVP after playing in only six league games that season.

• The 63-year old was born on Mar. 24, 1958 in Indianapolis. At Broad Ripple High School in Indianapolis, he averaged 28.6 points as a senior, scored 1,154 points in his career, and earned All-State honors while being a member of the Indiana All-Stars. He was inducted into the IU Athletics Hall of Fame in 1992 and the Indiana Basketball Hall of Fame in 2010. Mike and his wife, Terri, have two daughters, Alexis and Mariah, who were volleyball players at Georgia Tech. Alexis also played one season at IU.

**BIRTHDATE**  
March 24, 1958

**BIRTHPLACE**  
Indianapolis, Ind.

**WIFE**  
Terri

**CHILDREN**  
Alexis, Mariah

**HIGH SCHOOL**  
Broad Ripple

**COLLEGE**  
Indiana (80)

**DEGREE**  
B.A., Recreation

**COACHING EXPERIENCE**

**MILWAUKEE BUCKS**  
1996-99: Assistant Coach

**CLEVELAND CAVALIERS**  
1999-2001: Assistant Coach

**PHILADELPHIA 76ERS**  
2001-03: Assistant Coach

**DETROIT PISTONS**  
2003-04: Assistant Coach

**ATLANTA HAWKS**  
2004-10: Head Coach

**NEW YORK KNICKS**  
2011-12: Assistant Coach  
2012-14: Head Coach

**LOS ANGELES CLIPPERS**  
2014-18: Assistant Coach

**NEW YORK KNICKS**  
2020-21: Assistant Coach

**INDIANA**  
2021-Present: Head Coach





# #0 • XAVIER JOHNSON

SENIOR/JUNIOR • GUARD • 6-3 • 200  
WOODBRIDGE, VA. • BISHOP O'CONNELL • PITTSBURGH

- Has scored 1,273 career points at IU and Pitt.
- 7th in Big Ten in assists (4.3)
- Started and had 14 points and 3 assists against EMU... made his second start and had 13 points, 3 assists and 2 steals against NIU... had 8 points, an assist and a steal against St. John's... scored a bucket and had 6 assists against Louisiana... led the Hoosiers with 14 points and added 7 boards and 3 assists against Jackson State... had a solid 20-point, 7-rebound, 7-assist and 5-steal night against Marshall... had 4 points and a season-high 9 boards at Syracuse... posted 8 points and 6 rebounds against Nebraska... made all 6 of his free throws...posted 10 points, 7 rebounds and 7 assists at Wisconsin... notched 9 points and 4 assists against Merrimack... had 11 points and 3 assists against Notre Dame... had 8 points, 5 boards and 5 assists against NKU.



## SINGLE-GAME CAREER HIGHS

- POINTS - 32**  
vs. Virginia Tech, 2/3/21
- FG MADE - 11**  
vs. Virginia Tech, 2/3/21
- 3FG MADE - 5**  
at Northwestern, 12/9/20
- REBOUNDS - 8**  
vs. NC State, 3/11/20
- ASSISTS - 11**  
vs. Duke, 1/19/21
- BLOCKS - 1**  
14x
- STEALS - 6**  
vs. Virginia, 2/22/20
- MINUTES - 45**  
at Wake Forest, 2/5/19

### 2021-22 GAME BY GAME STATS

| Opponent        | Date       | GS | MIN       | FG-FGA        | PCT          | 3FG-3FGA    | PCT         | FT-FTA      | PCT          | OFF         | DEF      | TOT       | AVG       | PF         | A         | TO        | BLK       | STL      | PTS       | AVG        |             |
|-----------------|------------|----|-----------|---------------|--------------|-------------|-------------|-------------|--------------|-------------|----------|-----------|-----------|------------|-----------|-----------|-----------|----------|-----------|------------|-------------|
| Eastern Mich.   | 11/09/2021 | *  | 24:45     | 4-9           | .444         | 1-3         | .333        | 5-8         | .625         | 1           | 1        | 2         | 2.0       | 3          | 3         | 0         | 0         | 0        | 14        | 14.0       |             |
| Northern Ill.   | 11/12/2021 | *  | 18:44     | 4-5           | .800         | 1-1         | 1.000       | 4-4         | 1.000        | 0           | 2        | 2         | 2.0       | 3          | 2         | 1         | 2         | 13       | 13.5      |            |             |
| St. John's (NY) | 11/17/2021 | *  | 19:04     | 3-5           | .600         | 1-2         | .500        | 1-3         | .333         | 0           | 2        | 2         | 2.0       | 4          | 1         | 3         | 0         | 1        | 8         | 11.7       |             |
| Louisiana       | 11/21/2021 | *  | 16:16     | 1-4           | .250         | 0-0         | .000        | 0-0         | .000         | 1           | 2        | 3         | 2.3       | 2          | 6         | 3         | 0         | 0        | 2         | 9.3        |             |
| Jackson St.     | 11/23/2021 | *  | 25:23     | 5-6           | .833         | 0-0         | .000        | 4-6         | .667         | 0           | 7        | 7         | 3.2       | 2          | 3         | 1         | 0         | 0        | 14        | 10.2       |             |
| Marshall        | 11/27/2021 | *  | 29:43     | 7-12          | .583         | 2-3         | .667        | 4-4         | 1.000        | 0           | 7        | 7         | 3.8       | 3          | 7         | 2         | 0         | 5        | 20        | 11.8       |             |
| at Syracuse     | 11/30/2021 | *  | 26:20     | 1-2           | .500         | 0-0         | .000        | 2-2         | 1.000        | 0           | 1        | 1         | 3.4       | 5          | 3         | 0         | 1         | 4        | 10.7      |            |             |
| Nebraska        | 12/04/2021 | *  | 15:32     | 1-5           | .200         | 0-1         | .000        | 6-6         | 1.000        | 1           | 5        | 6         | 3.8       | 3          | 0         | 1         | 0         | 1        | 8         | 10.4       |             |
| at Wisconsin    | 12/08/2021 | *  | 27:11     | 4-16          | .250         | 0-1         | .000        | 2-6         | .333         | 1           | 6        | 7         | 4.1       | 4          | 7         | 3         | 0         | 0        | 10        | 10.3       |             |
| Merrimack       | 12/12/2021 | *  | 22:07     | 3-5           | .600         | 1-2         | .500        | 2-2         | 1.000        | 0           | 2        | 2         | 3.9       | 1          | 4         | 3         | 0         | 0        | 9         | 10.2       |             |
| vs Notre Dame   | 12/18/2021 | *  | 31:36     | 3-11          | .273         | 2-9         | .222        | 3-4         | .750         | 0           | 2        | 2         | 3.7       | 3          | 3         | 4         | 0         | 0        | 11        | 10.3       |             |
| Northern Ky.    | 12/22/2021 | *  | 28:09     | 3-6           | .500         | 0-0         | .000        | 2-4         | .500         | 1           | 4        | 5         | 3.8       | 1          | 5         | 1         | 0         | 2        | 8         | 10.1       |             |
| <b>Totals</b>   |            |    | <b>12</b> | <b>284:50</b> | <b>39-86</b> | <b>.453</b> | <b>8-22</b> | <b>.364</b> | <b>35-49</b> | <b>.714</b> | <b>5</b> | <b>41</b> | <b>46</b> | <b>3.8</b> | <b>34</b> | <b>51</b> | <b>29</b> | <b>1</b> | <b>12</b> | <b>121</b> | <b>10.1</b> |

## CAREER STATS

| SEASON               | TEAM | GP-GS        | MIN/AVG          | FG-FGA         | FG%         | 3FG-3FGA       | 3FG%        | FT-FTA         | FT%         | OFF       | DEF        | TOT        | AVG        | PF-FO         | A          | TO         | BLK       | STL        | PTS         | AVG         |
|----------------------|------|--------------|------------------|----------------|-------------|----------------|-------------|----------------|-------------|-----------|------------|------------|------------|---------------|------------|------------|-----------|------------|-------------|-------------|
| 2018-19              | Pitt | 33-33        | 1051/31.8        | 159-383        | .415        | 37-105         | .352        | 157-209        | .751        | 38        | 90         | 128        | 3.9        | 89-1          | 149        | 132        | 4         | 43         | 512         | 15.5        |
| 2019-20              | Pitt | 33-32        | 1100/33.3        | 123-330        | .373        | 31-94          | .330        | 108-142        | .761        | 22        | 99         | 121        | 3.7        | 92-6          | 163        | 111        | 7         | 58         | 385         | 11.7        |
| 2020-21              | Pitt | 18-16        | 517/28.7         | 80-188         | .426        | 25-78          | .321        | 70-89          | .787        | 9         | 53         | 62         | 3.4        | 56-3          | 103        | 59         | 3         | 23         | 255         | 14.2        |
| 2021-22              | IND  | 12-12        | 285/23.7         | 39-86          | .453        | 8-22           | .364        | 35-49          | .714        | 5         | 41         | 46         | 3.8        | 34-1          | 51         | 29         | 1         | 12         | 121         | 10.1        |
| <b>TOTAL FOR IND</b> |      | <b>12-12</b> | <b>285/23.7</b>  | <b>39-86</b>   | <b>.453</b> | <b>8-22</b>    | <b>.364</b> | <b>35-49</b>   | <b>.714</b> | <b>5</b>  | <b>41</b>  | <b>46</b>  | <b>3.8</b> | <b>34-1</b>   | <b>51</b>  | <b>29</b>  | <b>1</b>  | <b>12</b>  | <b>121</b>  | <b>10.1</b> |
| <b>TOTAL</b>         |      | <b>96-93</b> | <b>2952/30.8</b> | <b>401-987</b> | <b>.406</b> | <b>101-299</b> | <b>.338</b> | <b>370-489</b> | <b>.757</b> | <b>74</b> | <b>283</b> | <b>357</b> | <b>3.7</b> | <b>271-11</b> | <b>466</b> | <b>331</b> | <b>15</b> | <b>136</b> | <b>1273</b> | <b>13.3</b> |



# #1 • ROB PHINISEE

SENIOR/JUNIOR • GUARD • 6-1 • 187

LAFAYETTE, IND. • MCCUTCHEON

- Led the team's effort of the bench with 7 points and 2 assists against EMU... had 5 points and a steal against NIU...had 2 assists versus St. John's... missed Marshall, Louisiana and Jackson State games with a leg injury... returned to the lineup at Syracuse and had 2 points, 3 boards and 3 assists...notched 5 points, 4 boards and 3 assists against Nebraska...had 2 points, 4 rebounds and 2 assists at Wisconsin... had 2 points, 3 boards, 4 assists and 2 blocks against Merrimack... hit 2 key triples and played lock-down defense finishing with 6 points, 5 boards, 5 assists and a steal against Notre Dame... had a season-high 10 points



## SINGLE-GAME CAREER HIGHS

**POINTS - 18**

(2x) last at Iowa, 1/21/21

**FG MADE - 7**

(2x) last at Nebraska, 1/10/21

**3FG MADE - 4**

at Iowa, 1/21/21

**REBOUNDS - 8**

vs. St. Francis, 3/19/19

**ASSISTS - 8**

(2x) last vs. UC Davis, 11/23/18

**BLOCKS - 3**

vs. Penn State, 12/30/20

**STEALS - 5**

(2x) last vs. Penn St., 2/23/20

**MINUTES - 48**

at Wisconsin, 1/7/21

### 2021-22 GAME BY GAME STATS

| Opponent        | Date       | GS | MIN             | FG-FGA       | PCT         | 3FG-3FGA    | PCT         | FT-FTA      | PCT         | OFF      | DEF       | TOT       | AVG        | PF        | A         | TO        | BLK      | STL      | PTS       | AVG        |
|-----------------|------------|----|-----------------|--------------|-------------|-------------|-------------|-------------|-------------|----------|-----------|-----------|------------|-----------|-----------|-----------|----------|----------|-----------|------------|
| Eastern Mich.   | 11/09/2021 |    | 25:49           | 3-11         | .273        | 1-5         | .200        | 0-0         | .000        | 0        | 1         | 1         | 1.0        | 0         | 2         | 2         | 0        | 0        | 7         | 7.0        |
| Northern Ill.   | 11/12/2021 |    | 16:43           | 1-2          | .500        | 1-2         | .500        | 2-3         | .667        | 0        | 1         | 1         | 1.0        | 3         | 1         | 2         | 0        | 1        | 5         | 6.0        |
| St. John's (NY) | 11/17/2021 |    | 17:44           | 0-3          | .000        | 0-2         | .000        | 0-2         | .000        | 0        | 1         | 1         | 1.0        | 1         | 2         | 2         | 0        | 1        | 0         | 4.0        |
| at Syracuse     | 11/30/2021 |    | 13:35           | 1-2          | .500        | 0-1         | .000        | 0-0         | .000        | 0        | 3         | 3         | 1.5        | 5         | 3         | 1         | 0        | 0        | 2         | 3.5        |
| Nebraska        | 12/04/2021 |    | 24:28           | 2-7          | .286        | 1-3         | .333        | 0-0         | .000        | 2        | 2         | 4         | 2.0        | 2         | 3         | 2         | 0        | 1        | 5         | 3.8        |
| at Wisconsin    | 12/08/2021 |    | 12:49           | 1-4          | .250        | 0-2         | .000        | 0-1         | .000        | 1        | 3         | 4         | 2.3        | 1         | 2         | 1         | 0        | 0        | 2         | 3.5        |
| Merrimack       | 12/12/2021 |    | 15:43           | 0-3          | .000        | 0-2         | .000        | 2-4         | .500        | 1        | 2         | 3         | 2.4        | 0         | 4         | 1         | 2        | 0        | 2         | 3.3        |
| vs Notre Dame   | 12/18/2021 |    | 24:56           | 2-8          | .250        | 2-3         | .667        | 0-0         | .000        | 1        | 4         | 5         | 2.8        | 1         | 5         | 2         | 1        | 1        | 6         | 3.6        |
| Northern Ky.    | 12/22/2021 |    | 17:35           | 4-8          | .500        | 2-3         | .667        | 0-0         | .000        | 0        | 3         | 3         | 2.8        | 0         | 2         | 0         | 1        | 1        | 10        | 4.3        |
| <b>Totals</b>   |            |    | <b>0 169:23</b> | <b>14-48</b> | <b>.292</b> | <b>7-23</b> | <b>.304</b> | <b>4-10</b> | <b>.400</b> | <b>5</b> | <b>20</b> | <b>25</b> | <b>2.8</b> | <b>13</b> | <b>22</b> | <b>15</b> | <b>3</b> | <b>5</b> | <b>39</b> | <b>4.3</b> |

## CAREER STATS

| SEASON       | TEAM | GP-GS        | MIN/AVG          | Field Goals    |             | 3-Point       |             | F-Throws       |             | Rebounds  |            |            |            | Scoring      |            |            |           |           |            |            |
|--------------|------|--------------|------------------|----------------|-------------|---------------|-------------|----------------|-------------|-----------|------------|------------|------------|--------------|------------|------------|-----------|-----------|------------|------------|
|              |      |              |                  | FG-FGA         | FG%         | 3FG-3FGA      | 3FG%        | FT-FTA         | FT%         | OFF       | DEF        | TOT        | AVG        | PF-FO        | A          | TO         | BLK       | STL       | PTS        | AVG        |
| 2018-19      | IND  | 32-29        | 875/27.3         | 78-216         | .361        | 27-87         | .310        | 35-53          | .660        | 12        | 92         | 104        | 3.3        | 67-0         | 94         | 41         | 4         | 35        | 218        | 6.8        |
| 2019-20      | IND  | 27-16        | 628/23.3         | 68-182         | .374        | 23-69         | .333        | 37-51          | .725        | 6         | 61         | 67         | 2.5        | 60-1         | 93         | 52         | 6         | 27        | 196        | 7.3        |
| 2020-21      | IND  | 27-24        | 736/27.2         | 69-199         | .347        | 25-96         | .260        | 30-47          | .638        | 4         | 59         | 63         | 2.3        | 70-2         | 77         | 36         | 10        | 22        | 193        | 7.1        |
| 2021-22      | IND  | 9-0          | 169/18.8         | 14-48          | .292        | 7-23          | .304        | 4-10           | .400        | 5         | 20         | 25         | 2.8        | 13-1         | 22         | 15         | 3         | 5         | 39         | 4.3        |
| <b>TOTAL</b> |      | <b>95-69</b> | <b>2408/25.3</b> | <b>229-645</b> | <b>.355</b> | <b>82-275</b> | <b>.298</b> | <b>106-161</b> | <b>.658</b> | <b>27</b> | <b>232</b> | <b>259</b> | <b>2.7</b> | <b>210-4</b> | <b>286</b> | <b>144</b> | <b>23</b> | <b>89</b> | <b>646</b> | <b>6.8</b> |



# #2 • MICHAEL DURR

SENIOR/JUNIOR • CENTER • 7-0 • 250

ATLANTA, GA. • VICTORY ROCK PREP • SOUTH FLORIDA



• Recovering from injury (knee) and did not play against EMU... saw his first action against NIU and posted 2 points and an assist in 10 minutes.... saw 3 minutes of action against St. John's and had a rebound... had a bucket, an assist and 2 blocks against Louisiana... finished with 2 points, 5 boards, 4 assists and a block and a steal against Jackson State... played 4 minutes against Marshall... chipped in 2 points and a board at Syracuse... Against Nebraska, came off the bench and had a bucket and 2 rebounds... had a season-high 4 points and added a rebound at Wisconsin... chipped in 5 points and 3 boards against Merrimack... played 2 minutes and had a board against Notre Dame... chipped in a season-high 6 points and made all 4 free throw attempts against NKU.

## SINGLE-GAME CAREER HIGHS

**POINTS - 18**

at Wichita State, 3/6/21

**FG MADE - 6**

at Wichita State, 3/6/21

**3FG MADE - 2**

at Wichita State, 3/6/21

**REBOUNDS - 14**

vs. Wichita State, 12/22/20

**ASSISTS - 4**

vs. Jackson State, 11/23/21

**BLOCKS - 4**

(2x) last vs. Temple, 2/24/21

**STEALS - 3**

vs. Stetson, 12/8/20

**MINUTES - 37**

vs. Wichita State, 12/20/20

### 2021-22 GAME BY GAME STATS

| Opponent        | Date       | GS       | MIN          | FG-FGA      | PCT         | 3FG-3FGA   | PCT         | FT-FTA       | PCT         | OFF      | DEF       | TOT       | AVG        | PF        | A        | TO        | BLK      | STL      | PTS       | AVG        |
|-----------------|------------|----------|--------------|-------------|-------------|------------|-------------|--------------|-------------|----------|-----------|-----------|------------|-----------|----------|-----------|----------|----------|-----------|------------|
| Northern Ill.   | 11/12/2021 | 09:59    | 1-4          | 250         | 0-0         | .000       | 0-0         | .000         | 0           | 0        | 0         | 0.0       | 2          | 1         | 2        | 0         | 0        | 2        | 2         | 2.0        |
| St. John's (NY) | 11/17/2021 | 03:20    | 0-0          | .000        | 0-0         | .000       | 0-0         | .000         | 1           | 0        | 1         | 0.5       | 2          | 0         | 1        | 0         | 0        | 0        | 0         | 1.0        |
| Louisiana       | 11/21/2021 | 15:59    | 1-3          | .333        | 0-1         | .000       | 0-0         | .000         | 0           | 0        | 0         | 0.3       | 1          | 1         | 1        | 2         | 0        | 2        | 1.3       |            |
| Jackson St.     | 11/23/2021 | 13:26    | 0-3          | .000        | 0-0         | .000       | 2-2         | 1.000        | 0           | 5        | 5         | 1.5       | 1          | 4         | 1        | 1         | 0        | 2        | 1.5       |            |
| Marshall        | 11/27/2021 | 03:26    | 0-0          | .000        | 0-0         | .000       | 0-0         | .000         | 0           | 0        | 0         | 1.2       | 1          | 0         | 2        | 0         | 0        | 0        | 1.2       |            |
| at Syracuse     | 11/30/2021 | 05:28    | 0-0          | .000        | 0-0         | .000       | 2-2         | 1.000        | 0           | 1        | 1         | 1.2       | 0          | 0         | 0        | 0         | 0        | 2        | 1.3       |            |
| Nebraska        | 12/04/2021 | 03:20    | 1-1          | 1.000       | 0-0         | .000       | 0-0         | .000         | 1           | 1        | 2         | 1.3       | 0          | 0         | 0        | 0         | 0        | 2        | 1.4       |            |
| at Wisconsin    | 12/08/2021 | 09:21    | 2-3          | .667        | 0-0         | .000       | 0-0         | .000         | 0           | 1        | 1         | 1.3       | 0          | 0         | 1        | 0         | 0        | 4        | 1.8       |            |
| Merrimack       | 12/12/2021 | 12:27    | 1-1          | 1.000       | 0-0         | .000       | 3-6         | .500         | 1           | 2        | 3         | 1.4       | 3          | 1         | 3        | 0         | 0        | 5        | 2.1       |            |
| vs Notre Dame   | 12/18/2021 | 01:56    | 0-0          | .000        | 0-0         | .000       | 0-0         | .000         | 1           | 0        | 1         | 1.4       | 2          | 0         | 1        | 0         | 0        | 0        | 1.9       |            |
| Northern Ky.    | 12/22/2021 | 09:08    | 1-2          | .500        | 0-0         | .000       | 4-4         | 1.000        | 0           | 1        | 1         | 1.4       | 2          | 0         | 0        | 0         | 0        | 6        | 2.3       |            |
| <b>Totals</b>   |            | <b>0</b> | <b>87:50</b> | <b>7-17</b> | <b>.412</b> | <b>0-1</b> | <b>.000</b> | <b>11-14</b> | <b>.786</b> | <b>4</b> | <b>11</b> | <b>15</b> | <b>1.4</b> | <b>14</b> | <b>7</b> | <b>12</b> | <b>3</b> | <b>0</b> | <b>25</b> | <b>2.3</b> |

## CAREER STATS

| SEASON               | TEAM       | GP-GS        | MIN/AVG          | FG-FGA         | FG%         | 3FG-3FGA    | 3FG%        | FT-FTA         | FT%         | OFF        | DEF        | TOT        | AVG        | PF-FO        | A         | TO         | BLK       | STL       | PTS        | AVG        |
|----------------------|------------|--------------|------------------|----------------|-------------|-------------|-------------|----------------|-------------|------------|------------|------------|------------|--------------|-----------|------------|-----------|-----------|------------|------------|
| 2018-19              | USF        | 38-37        | 810/21.3         | 78-153         | .510        | 0-1         | .000        | 59-110         | .536        | 78         | 157        | 235        | 6.2        | 104-2        | 14        | 52         | 46        | 11        | 215        | 5.7        |
| 2019-20              | USF        | 30-29        | 729/24.3         | 76-155         | .490        | 0-3         | .000        | 50-79          | .633        | 70         | 112        | 182        | 6.1        | 71-2         | 10        | 42         | 23        | 11        | 202        | 6.7        |
| 2020-21              | USF        | 19-19        | 501/26.4         | 57-139         | .410        | 4-20        | .200        | 49-62          | .790        | 56         | 94         | 150        | 7.9        | 48-1         | 9         | 22         | 18        | 12        | 167        | 8.8        |
| 2021-22              | IND        | 11-0         | 88/8.0           | 7-17           | .412        | 0-1         | .000        | 11-14          | .786        | 4          | 11         | 15         | 1.4        | 14-0         | 7         | 12         | 3         | 0         | 25         | 2.3        |
| <b>TOTAL FOR IND</b> | <b>IND</b> | <b>11-0</b>  | <b>88/8.0</b>    | <b>7-17</b>    | <b>.412</b> | <b>0-1</b>  | <b>.000</b> | <b>11-14</b>   | <b>.786</b> | <b>4</b>   | <b>11</b>  | <b>15</b>  | <b>1.4</b> | <b>14-0</b>  | <b>7</b>  | <b>12</b>  | <b>3</b>  | <b>0</b>  | <b>25</b>  | <b>2.3</b> |
| <b>TOTAL</b>         |            | <b>98-85</b> | <b>2127/21.7</b> | <b>218-464</b> | <b>.470</b> | <b>4-25</b> | <b>.160</b> | <b>169-265</b> | <b>.638</b> | <b>208</b> | <b>374</b> | <b>582</b> | <b>5.9</b> | <b>237-5</b> | <b>40</b> | <b>128</b> | <b>90</b> | <b>34</b> | <b>609</b> | <b>6.2</b> |





# #3 • ANTHONY LEAL

SOPHOMORE/FRESHMAN • GUARD • 6-5 • 210  
BLOOMINGTON, IND. • BLOOMINGTON SOUTH



• Did not see action against EMU... got his first playing time against NIU and responded with 7 points, making all 3 shots, including a 3-pointer... did not play against St. John's... had 5 points against Louisiana... hit a triple and had a steal against Jackson State... did not play against Marshall or Syracuse...played 12 minutes and hit a three-pointer and had 2 assists, a rebound and a steal against Nebraska... saw 9 minutes of action at Wisconsin and had a blocked shot... played 17 minutes and scored 3 points and had 2 rebounds... played 16 minutes and had 3 assists and a steal against Notre Dame... garnered his first career start against NKU and finished with 2 points and had career-high's with 4 boards and 5 assists.

## SINGLE-GAME CAREER HIGHS

**POINTS - 9**

at Wisconsin, 1/7/21

**FG MADE - 3**

(2x) last vs. N. Illinois, 11/12/21

**3FG MADE - 3**

at Wisconsin, 1/7/21

**REBOUNDS - 4**

(3x) last vs. N. Kentucky, 12/22/21

**ASSISTS - 5**

vs. N. Kentucky, 12/22/21

**BLOCKS - 1**

at Wisconsin, 1/7/21

**STEALS - 3**

vs. Iowa, 2/7/21

**MINUTES - 35**

at Wisconsin, 1/7/21

### 2021-22 GAME BY GAME STATS

| Opponent      | Date       | GS | MIN             | FG-FGA      | PCT         | 3FG-3FGA    | PCT         | FT-FTA     | PCT         | OFF      | DEF      | TOT       | AVG        | PF        | A         | TO       | BLK      | STL      | PTS       | AVG        |
|---------------|------------|----|-----------------|-------------|-------------|-------------|-------------|------------|-------------|----------|----------|-----------|------------|-----------|-----------|----------|----------|----------|-----------|------------|
| Northern Ill. | 11/12/2021 |    | 05:17           | 3-3         | 1.000       | 1-1         | 1.000       | 0-0        | .000        | 1        | 0        | 1         | 1.0        | 1         | 0         | 0        | 0        | 0        | 7         | 7.0        |
| Louisiana     | 11/21/2021 |    | 07:25           | 2-3         | .667        | 1-2         | .500        | 0-0        | .000        | 0        | 1        | 1         | 1.0        | 2         | 0         | 2        | 0        | 0        | 5         | 6.0        |
| Jackson St.   | 11/23/2021 |    | 11:56           | 1-2         | .500        | 1-2         | .500        | 0-0        | .000        | 1        | 0        | 1         | 1.0        | 1         | 0         | 1        | 0        | 1        | 3         | 5.0        |
| Nebraska      | 12/04/2021 |    | 12:23           | 1-1         | 1.000       | 1-1         | 1.000       | 0-0        | .000        | 0        | 1        | 1         | 1.0        | 1         | 2         | 1        | 0        | 1        | 3         | 4.5        |
| at Wisconsin  | 12/08/2021 |    | 08:40           | 0-0         | .000        | 0-0         | .000        | 0-0        | .000        | 0        | 0        | 0         | 0.0        | 2         | 0         | 0        | 1        | 0        | 0         | 3.6        |
| Merrimack     | 12/12/2021 |    | 16:56           | 1-4         | .250        | 1-4         | .250        | 0-0        | .000        | 0        | 2        | 2         | 1.0        | 0         | 1         | 0        | 0        | 0        | 3         | 3.5        |
| vs Notre Dame | 12/18/2021 |    | 16:03           | 0-1         | .000        | 0-1         | .000        | 0-0        | .000        | 0        | 0        | 0         | 0.0        | 2         | 3         | 1        | 0        | 1        | 0         | 3.0        |
| Northern Ky.  | 12/22/2021 | *  | 21:51           | 1-4         | .250        | 0-3         | .000        | 0-0        | .000        | 0        | 4        | 4         | 1.3        | 1         | 5         | 1        | 0        | 1        | 2         | 2.9        |
| <b>Totals</b> |            |    | <b>1:100:31</b> | <b>9-18</b> | <b>.500</b> | <b>5-14</b> | <b>.357</b> | <b>0-0</b> | <b>.000</b> | <b>2</b> | <b>8</b> | <b>10</b> | <b>1.3</b> | <b>10</b> | <b>11</b> | <b>6</b> | <b>1</b> | <b>4</b> | <b>23</b> | <b>2.9</b> |

## CAREER STATS

| SEASON       | TEAM | GP-GS       | MIN/AVG         | FG-FGA       | FG%         | 3FG-3FGA     | 3FG%        | FT-FTA     | FT%         | OFF      | DEF       | TOT       | AVG        | PF-FO       | A         | TO        | BLK      | STL       | PTS       | AVG        |
|--------------|------|-------------|-----------------|--------------|-------------|--------------|-------------|------------|-------------|----------|-----------|-----------|------------|-------------|-----------|-----------|----------|-----------|-----------|------------|
| 2020-21      | IND  | 20-0        | 234/11.7        | 10-32        | .313        | 9-30         | .300        | 3-5        | .600        | 7        | 20        | 27        | 1.4        | 14-0        | 20        | 11        | 1        | 9         | 32        | 1.6        |
| 2021-22      | IND  | 8-1         | 101/12.6        | 9-18         | .500        | 5-14         | .357        | 0-0        | .000        | 2        | 8         | 10        | 1.3        | 10-0        | 11        | 6         | 1        | 4         | 23        | 2.9        |
| <b>TOTAL</b> |      | <b>28-1</b> | <b>334/11.9</b> | <b>19-50</b> | <b>.380</b> | <b>14-44</b> | <b>.318</b> | <b>3-5</b> | <b>.600</b> | <b>9</b> | <b>28</b> | <b>37</b> | <b>1.3</b> | <b>24-0</b> | <b>31</b> | <b>17</b> | <b>2</b> | <b>13</b> | <b>55</b> | <b>2.0</b> |



# #4 • KHRISTIAN LANDER

SOPHOMORE/FRESHMAN • GUARD • 6-2 • 185  
EVANSVILLE, IND. • REITZ



• Did not see action against EMU... played 7 minutes against NIU and had 7 points and a steal... came up big off the bench with a layup and assist against St. John's in the second half... posted 9 points and set career-high's for rebounds (6), assists (6) and minutes played (24) against Louisiana... had 3 points and 2 assists against Jackson State... had a basket against Marshall... came off the bench with 4.7 seconds left in regulation and played the rest of the game... had 4 points, a rebound and an assist at Syracuse... did not play against Nebraska or Wisconsin... played 8 minutes against Merrimack... did not play against Notre Dame... saw 4 minutes of action against NKU.

## SINGLE-GAME CAREER HIGHS

- POINTS - 10**  
vs. North Alabama, 12/13/20
- FG MADE - 3**  
(3x) last vs. Louisiana, 11/21/21
- 3FG MADE - 2**  
(3x) last vs. Illinois, 2/2/21
- REBOUNDS - 6**  
vs. Louisiana, 11/21/21
- ASSISTS - 6**  
vs. Louisiana, 11/21/21
- BLOCKS - 3**  
vs. Stanford, 12/2/20
- STEALS - 2**  
vs. Louisiana, 11/21/21
- MINUTES - 24**  
vs. Louisiana, 11/21/21

### 2021-22 GAME BY GAME STATS

| Opponent        | Date       | GS       | MIN          | FG-FGA      | PCT         | 3FG-3FGA   | PCT         | FT-FTA     | PCT         | OFF      | DEF       | TOT       | AVG        | PF        | A         | TO        | BLK      | STL      | PTS       | AVG        |
|-----------------|------------|----------|--------------|-------------|-------------|------------|-------------|------------|-------------|----------|-----------|-----------|------------|-----------|-----------|-----------|----------|----------|-----------|------------|
| Northern Ill.   | 11/12/2021 |          | 06:49        | 2-5         | .400        | 1-3        | .333        | 2-2        | 1.000       | 0        | 0         | 0         | 0.0        | 1         | 0         | 1         | 0        | 1        | 7         | 7.0        |
| St. John's (NY) | 11/17/2021 |          | 06:06        | 1-2         | .500        | 0-1        | .000        | 0-0        | .000        | 0        | 1         | 1         | 0.5        | 3         | 1         | 0         | 0        | 0        | 2         | 4.5        |
| Louisiana       | 11/21/2021 |          | 23:53        | 3-6         | .500        | 1-3        | .333        | 2-2        | 1.000       | 0        | 6         | 6         | 2.3        | 1         | 6         | 4         | 0        | 2        | 9         | 6.0        |
| Jackson St.     | 11/23/2021 |          | 16:53        | 1-4         | .250        | 0-0        | .000        | 1-2        | .500        | 0        | 1         | 1         | 2.0        | 2         | 2         | 1         | 1        | 0        | 3         | 5.3        |
| Marshall        | 11/27/2021 |          | 10:17        | 1-2         | .500        | 0-1        | .000        | 0-0        | .000        | 0        | 0         | 0         | 1.6        | 1         | 0         | 3         | 0        | 0        | 2         | 4.6        |
| at Syracuse     | 11/30/2021 |          | 10:05        | 1-1         | 1.000       | 1-1        | 1.000       | 1-2        | .500        | 0        | 1         | 1         | 1.5        | 1         | 1         | 2         | 0        | 0        | 4         | 4.5        |
| Merrimack       | 12/12/2021 |          | 07:34        | 0-0         | .000        | 0-0        | .000        | 0-0        | .000        | 0        | 1         | 1         | 1.4        | 2         | 0         | 2         | 0        | 0        | 0         | 3.9        |
| Northern Ky.    | 12/22/2021 |          | 04:11        | 0-0         | .000        | 0-0        | .000        | 0-0        | .000        | 0        | 0         | 0         | 1.3        | 1         | 0         | 1         | 0        | 0        | 0         | 3.4        |
| <b>Totals</b>   |            | <b>0</b> | <b>85:48</b> | <b>9-20</b> | <b>.450</b> | <b>3-9</b> | <b>.333</b> | <b>6-8</b> | <b>.750</b> | <b>0</b> | <b>10</b> | <b>10</b> | <b>1.3</b> | <b>12</b> | <b>10</b> | <b>14</b> | <b>1</b> | <b>3</b> | <b>27</b> | <b>3.4</b> |

## CAREER STATS

| SEASON       | TEAM | GP-GS       | MIN/AVG         | FG-FGA       | FG%         | 3FG-3FGA     | 3FG%        | FT-FTA       | FT%         | OFF      | DEF       | TOT       | AVG        | PF-FO       | A         | TO        | BLK      | STL       | PTS       | AVG        |
|--------------|------|-------------|-----------------|--------------|-------------|--------------|-------------|--------------|-------------|----------|-----------|-----------|------------|-------------|-----------|-----------|----------|-----------|-----------|------------|
| 2020-21      | IND  | 26-0        | 263/10.1        | 18-70        | .257        | 12-44        | .273        | 7-8          | .875        | 0        | 21        | 21        | 0.8        | 31-1        | 30        | 26        | 4        | 9         | 55        | 2.1        |
| 2021-22      | IND  | 8-0         | 86/10.7         | 9-20         | .450        | 3-9          | .333        | 6-8          | .750        | 0        | 10        | 10        | 1.3        | 12-0        | 10        | 14        | 1        | 3         | 27        | 3.4        |
| <b>TOTAL</b> |      | <b>34-0</b> | <b>349/10.3</b> | <b>27-90</b> | <b>.300</b> | <b>15-53</b> | <b>.283</b> | <b>13-16</b> | <b>.813</b> | <b>0</b> | <b>31</b> | <b>31</b> | <b>0.9</b> | <b>43-1</b> | <b>40</b> | <b>40</b> | <b>5</b> | <b>12</b> | <b>82</b> | <b>2.4</b> |



# #12 • MILLER KOPP

SENIOR/JUNIOR • FORWARD • 6-7 • 215

HOUSTON, TEXAS • HOUSTON CHRISTIAN • NORTHWESTERN



- Started and had 3 points, 3 boards an assist and steal against EMU... had 4 points, 2 boards and an assist in a start against NIU... against St.John's, he had 12 points and tied a career-high with 3 blocked shots... finished with 7 points and 7 rebounds against Louisiana... contributed 12 points and 5 boards versus Jackson State... added 5 points and 2 assists against Marshall... played a career-high 48 minutes and had a career-high 28 points on 9 of 16 shooting, including 4 of 9 from long distance... added 4 boards, 3 assists and 2 steals at Syracuse... had 3 boards and 3 assists against Nebraska... posted 7 points at Wisconsin... finished with 8 points and 2 rebounds against Merrimack... had 5 points, 2 rebounds and a steal against Notre Dame...added 3 points and 3 assists against NKU.

## SINGLE-GAME CAREER HIGHS

**POINTS - 28**

at Syracuse, 11/30/21

**FG MADE - 9**

(3x) last at Syracuse, 11/30/21

**3FG MADE - 5**

vs. Penn State, 3/7/20

**REBOUNDS - 9**

at Ohio State, 1/13/21

**ASSISTS - 4**

(5x) last at Penn State, 2/15/20

**BLOCKS - 3**

(2x) last vs. St. John's, 11/17/21

**STEALS - 3**

(3x) last vs. Indiana, 2/10/21

**MINUTES - 48**

at Syracuse, 11/30/21

### 2021-22 GAME BY GAME STATS

| Opponent        | Date       | GS | MIN       | FG-FGA        | PCT          | 3FG-3FGA    | PCT          | FT-FTA      | PCT          | OFF         | DEF      | TOT       | AVG       | PF         | A         | TO        | BLK      | STL      | PTS      | AVG       |            |
|-----------------|------------|----|-----------|---------------|--------------|-------------|--------------|-------------|--------------|-------------|----------|-----------|-----------|------------|-----------|-----------|----------|----------|----------|-----------|------------|
| Eastern Mich.   | 11/09/2021 | *  | 18:04     | 1-5           | .200         | 0-3         | .000         | 1-1         | 1.000        | 0           | 3        | 3         | 3.0       | 0          | 1         | 0         | 0        | 1        | 3        | 3.0       |            |
| Northern Ill.   | 11/12/2021 | *  | 19:09     | 1-4           | .250         | 0-1         | .000         | 2-2         | 1.000        | 1           | 1        | 2         | 2.5       | 2          | 1         | 0         | 0        | 0        | 4        | 3.5       |            |
| St. John's (WV) | 11/17/2021 | *  | 22:45     | 4-10          | .400         | 2-4         | .500         | 2-2         | 1.000        | 1           | 1        | 2         | 2.3       | 0          | 0         | 1         | 3        | 0        | 12       | 6.3       |            |
| Louisiana       | 11/21/2021 | *  | 30:25     | 2-3           | .667         | 1-1         | 1.000        | 2-2         | 1.000        | 1           | 6        | 7         | 3.5       | 1          | 1         | 0         | 1        | 0        | 7        | 6.5       |            |
| Jackson St.     | 11/23/2021 | *  | 24:34     | 3-11          | .273         | 2-7         | .286         | 4-4         | 1.000        | 0           | 5        | 5         | 3.8       | 1          | 1         | 0         | 0        | 1        | 12       | 7.6       |            |
| Marshall        | 11/27/2021 | *  | 22:50     | 2-3           | .667         | 1-1         | 1.000        | 0-0         | .000         | 0           | 2        | 2         | 3.5       | 1          | 2         | 0         | 0        | 0        | 5        | 7.2       |            |
| at Syracuse     | 11/30/2021 | *  | 48:05     | 9-16          | .563         | 4-9         | .444         | 6-7         | .857         | 0           | 4        | 4         | 3.6       | 3          | 3         | 2         | 0        | 2        | 28       | 10.1      |            |
| Nebraska        | 12/04/2021 | *  | 23:53     | 0-5           | .000         | 0-2         | .000         | 0-0         | .000         | 1           | 2        | 3         | 3.5       | 1          | 3         | 4         | 0        | 0        | 0        | 8.9       |            |
| at Wisconsin    | 12/08/2021 | *  | 28:37     | 3-6           | .500         | 1-1         | 1.000        | 0-0         | .000         | 0           | 1        | 1         | 3.2       | 2          | 0         | 1         | 0        | 0        | 7        | 8.7       |            |
| Merrimack       | 12/12/2021 | *  | 20:39     | 3-4           | .750         | 2-2         | 1.000        | 0-0         | .000         | 0           | 2        | 2         | 3.1       | 0          | 1         | 0         | 0        | 0        | 8        | 8.6       |            |
| vs Notre Dame   | 12/18/2021 | *  | 27:33     | 2-7           | .286         | 1-3         | .333         | 0-0         | .000         | 0           | 2        | 2         | 3.0       | 1          | 0         | 0         | 0        | 1        | 5        | 8.3       |            |
| Northern Ky.    | 12/22/2021 | *  | 25:10     | 1-5           | .200         | 1-4         | .250         | 0-0         | .000         | 0           | 2        | 2         | 2.9       | 3          | 3         | 1         | 0        | 0        | 3        | 7.8       |            |
| <b>Totals</b>   |            |    | <b>12</b> | <b>311:44</b> | <b>31-79</b> | <b>.392</b> | <b>15-38</b> | <b>.395</b> | <b>17-18</b> | <b>.944</b> | <b>4</b> | <b>31</b> | <b>35</b> | <b>2.9</b> | <b>15</b> | <b>16</b> | <b>9</b> | <b>4</b> | <b>5</b> | <b>94</b> | <b>7.8</b> |

## CAREER STATS

| SEASON               | TEAM | GP-GS        | MIN/AVG          | FG-FGA         | FG%         | 3FG-3FGA       | 3FG%        | FT-FTA         | FT%         | OFF       | DEF        | TOT        | AVG        | PF-FO        | A          | TO         | BLK       | STL       | PTS        | AVG        |
|----------------------|------|--------------|------------------|----------------|-------------|----------------|-------------|----------------|-------------|-----------|------------|------------|------------|--------------|------------|------------|-----------|-----------|------------|------------|
| 2018-19              | NU   | 32-19        | 525/16.4         | 60-162         | .370        | 23-72          | .319        | 14-20          | .700        | 15        | 54         | 69         | 2.2        | 53-0         | 35         | 36         | 13        | 13        | 157        | 4.9        |
| 2019-20              | NU   | 31-31        | 1001/32.3        | 140-340        | .412        | 65-164         | .396        | 60-67          | .896        | 24        | 83         | 107        | 3.5        | 42-0         | 38         | 38         | 5         | 14        | 405        | 13.1       |
| 2020-21              | NU   | 24-24        | 752/31.3         | 90-227         | .396        | 34-103         | .330        | 56-66          | .848        | 12        | 62         | 74         | 3.1        | 34-1         | 27         | 35         | 3         | 24        | 270        | 11.3       |
| 2021-22              | IND  | 12-12        | 312/26.0         | 31-79          | .392        | 15-38          | .395        | 17-18          | .944        | 4         | 31         | 35         | 2.9        | 15-0         | 16         | 9          | 4         | 5         | 94         | 7.8        |
| <b>TOTAL FOR IND</b> |      | <b>12-12</b> | <b>312/26.0</b>  | <b>31-79</b>   | <b>.392</b> | <b>15-38</b>   | <b>.395</b> | <b>17-18</b>   | <b>.944</b> | <b>4</b>  | <b>31</b>  | <b>35</b>  | <b>2.9</b> | <b>15-0</b>  | <b>16</b>  | <b>9</b>   | <b>4</b>  | <b>5</b>  | <b>94</b>  | <b>7.8</b> |
| <b>TOTAL</b>         |      | <b>99-86</b> | <b>2590/26.2</b> | <b>321-808</b> | <b>.397</b> | <b>137-377</b> | <b>.363</b> | <b>147-171</b> | <b>.860</b> | <b>55</b> | <b>230</b> | <b>285</b> | <b>2.9</b> | <b>144-1</b> | <b>116</b> | <b>118</b> | <b>25</b> | <b>56</b> | <b>926</b> | <b>9.4</b> |



# #22 • JORDAN GERONIMO

SOPHOMORE/FRESHMAN • FORWARD • 6-6 • 220  
NEWARK, N.J. • ST. PAUL'S (NH)



• Off the bench, he had 4 points and 4 boards against EMU... notched 6 points, 2 assists and 2 boards against NIU... had 7 points, 5 boards, a steal and defended game-winning shot attempt against St. John's... had 3 points, 6 boards, 2 steals and 2 blocks against Louisiana... posted 6 points and a career-high 8 rebounds against Jackson State... played 7 minutes against Marshall... played 4 minutes at Syracuse and had a rebound and a steal...had 3 points and 2 boards against Nebraska... came off the bench and had 3 points, 5 boards and 2 blocked shots at Wisconsin... had a career-day against Merrimack and his first double-double with 13 points and 13 rebounds... added an assist, a block and a steal... had 2 points and 4 boards against Notre Dame...had 8 points, 4 rebounds and a block against NKU in 14 minutes.

## SINGLE-GAME CAREER HIGHS

**POINTS - 13**  
vs. Merrimack, 12/21/21

**FG MADE - 5**  
vs. Merrimack, 12/21/21

**3FG MADE - 2**  
at Rutgers, 2/24/21

**REBOUNDS - 13**  
vs. Merrimack, 12/21/21

**ASSISTS - 2**  
vs. N. Illinois, 11/12/21

**BLOCKS - 2**  
(2x) last vs. Louisiana, 11/21/21

**STEALS - 2**  
(2x) last vs. Louisiana, 11/21/21

**MINUTES - 21**  
vs. Louisiana, 11/21/21

**DOUBLE-DOUBLES - 1**  
vs. Merrimack, 12/21/21  
13p, 13r

### 2021-22 GAME BY GAME STATS

| Opponent        | Date       | GS       | MIN           | FG-FGA       | PCT         | 3FG-3FGA    | PCT         | FT-FTA       | PCT         | OFF       | DEF       | TOT       | AVG        | PF        | A        | TO        | BLK      | STL      | PTS       | AVG        |
|-----------------|------------|----------|---------------|--------------|-------------|-------------|-------------|--------------|-------------|-----------|-----------|-----------|------------|-----------|----------|-----------|----------|----------|-----------|------------|
| Eastern Mich.   | 11/09/2021 |          | 14:50         | 2-5          | .400        | 0-2         | .000        | 0-0          | .000        | 0         | 4         | 4         | 4.0        | 1         | 0        | 0         | 0        | 0        | 4         | 4.0        |
| Northern Ill.   | 11/12/2021 |          | 18:10         | 2-3          | .667        | 1-2         | .500        | 1-2          | .500        | 1         | 1         | 2         | 3.0        | 2         | 2        | 1         | 0        | 0        | 6         | 5.0        |
| St. John's (NY) | 11/17/2021 |          | 08:10         | 3-4          | .750        | 1-1         | 1.000       | 0-0          | .000        | 1         | 4         | 5         | 3.7        | 2         | 0        | 0         | 0        | 1        | 7         | 5.7        |
| Louisiana       | 11/21/2021 |          | 20:38         | 1-7          | .143        | 0-2         | .000        | 1-3          | .333        | 4         | 2         | 6         | 4.3        | 4         | 1        | 5         | 2        | 2        | 3         | 5.0        |
| Jackson St.     | 11/23/2021 |          | 17:30         | 2-4          | .500        | 0-1         | .000        | 2-8          | .250        | 3         | 5         | 8         | 5.0        | 2         | 0        | 0         | 0        | 0        | 6         | 5.2        |
| Marshall        | 12/27/2021 |          | 07:09         | 0-0          | .000        | 0-0         | .000        | 0-0          | .000        | 0         | 0         | 0         | 4.2        | 2         | 0        | 2         | 0        | 0        | 0         | 4.3        |
| at Syracuse     | 11/30/2021 |          | 03:57         | 0-1          | .000        | 0-0         | .000        | 0-0          | .000        | 0         | 1         | 1         | 3.7        | 0         | 0        | 2         | 0        | 1        | 0         | 3.7        |
| Nebraska        | 12/04/2021 |          | 05:32         | 1-2          | .500        | 0-0         | .000        | 1-2          | .500        | 1         | 1         | 2         | 3.5        | 1         | 0        | 1         | 0        | 0        | 3         | 3.6        |
| at Wisconsin    | 12/08/2021 |          | 10:02         | 0-2          | .000        | 0-1         | .000        | 3-4          | .750        | 2         | 3         | 5         | 3.7        | 1         | 1        | 2         | 0        | 0        | 3         | 3.6        |
| Merrimack       | 12/12/2021 |          | 20:27         | 5-8          | .625        | 0-0         | .000        | 3-5          | .600        | 5         | 8         | 13        | 4.6        | 1         | 1        | 3         | 1        | 1        | 13        | 4.5        |
| vs Notre Dame   | 12/18/2021 |          | 03:56         | 1-1          | 1.000       | 0-0         | .000        | 2-2          | 1.000       | 2         | 2         | 4         | 4.5        | 0         | 0        | 0         | 0        | 0        | 2         | 4.3        |
| Northern Ky.    | 12/22/2021 |          | 13:47         | 3-5          | .600        | 1-1         | 1.000       | 1-2          | .500        | 1         | 3         | 4         | 4.5        | 1         | 0        | 3         | 1        | 0        | 8         | 4.6        |
| <b>Totals</b>   |            | <b>0</b> | <b>144:08</b> | <b>20-42</b> | <b>.476</b> | <b>3-10</b> | <b>.300</b> | <b>12-26</b> | <b>.462</b> | <b>20</b> | <b>34</b> | <b>54</b> | <b>4.5</b> | <b>17</b> | <b>5</b> | <b>18</b> | <b>6</b> | <b>5</b> | <b>55</b> | <b>4.6</b> |

## CAREER STATS

| SEASON       | TEAM | GP-GS       | MIN/AVG        | FG-FGA       | FG%         | 3FG-3FGA    | 3FG%        | FT-FTA       | FT%         | OFF       | DEF       | TOT       | AVG        | PF-FO       | A         | TO        | BLK      | STL       | PTS        | AVG        |
|--------------|------|-------------|----------------|--------------|-------------|-------------|-------------|--------------|-------------|-----------|-----------|-----------|------------|-------------|-----------|-----------|----------|-----------|------------|------------|
| 2020-21      | IND  | 21-0        | 168/8.0        | 19-37        | .514        | 4-10        | .400        | 5-18         | .278        | 12        | 25        | 37        | 1.8        | 22-0        | 5         | 10        | 2        | 6         | 47         | 2.2        |
| 2021-22      | IND  | 12-0        | 144/12.0       | 20-42        | .476        | 3-10        | .300        | 12-26        | .462        | 20        | 34        | 54        | 4.5        | 17-0        | 5         | 18        | 6        | 5         | 55         | 4.6        |
| <b>TOTAL</b> |      | <b>33-0</b> | <b>312/9.5</b> | <b>39-79</b> | <b>.494</b> | <b>7-20</b> | <b>.350</b> | <b>17-44</b> | <b>.386</b> | <b>32</b> | <b>59</b> | <b>91</b> | <b>2.8</b> | <b>39-0</b> | <b>10</b> | <b>28</b> | <b>8</b> | <b>11</b> | <b>102</b> | <b>3.1</b> |





# #23 • TRAYCE JACKSON-DAVIS

JUNIOR/SOPHOMORE • FORWARD • 6-9 • 245

GREENWOOD, IND. • CENTER GROVE



- BIG Player of the Week (11/15)
- Dick Vitale National Player of the Week (11/29)
- 40th on IU all-time scoring list with 1,180 points
- 5th in Big Ten in Scoring (19.3), 5th in rebounds (8.5), 3rd in FG pct. (.618)
- 1st in Big Ten in blocks (3.2)

• Had his 23rd career double-double with 21 points and 14 rebounds... added 3 blocks against EMU... versus NIU, he finished with 19 points, 7 boards and 7 blocks, which is tied for the 4th best single-game effort in IU history... led IU with 18 points and 10 boards, his 24th career double-double, versus the Red Storm... added 2 blocks... eclipsed the 1,000-point mark in that game... scored 11 points and had 7 boards and 2 blocks against Louisiana... had 11 points and 4 blocks against Jackson State... established a Simon Skjodt Assembly Hall record with 43 points against Marshall... hit a career-high 18 of 24 field goal attempts... 18 field goals is tied for most ever made by an IU player in the building... 9 were dunks... added 5 blocks, 4 assists and 2 steals... dominated at Syracuse with 31 points, 16 rebounds and 3 blocked shots... 25th career double-double... chipped in 14 points, 7 boards, 3 steals and 4 blocked shots against Nebraska... held to 9 points, 6 rebounds and a block at Wisconsin... had 16 points, 9 rebounds and 3 blocks against Merrimack... notched his 26th career double-double with 17 points and 12 boards against Notre Dame... added 2 blocks... had a team-high 21 points with 6 rebounds and 2 blocked shots against NKU.

## SINGLE-GAME CAREER HIGHS

- POINTS - 43**  
vs. Marshall, 11/27/21
- FG MADE - 18**  
vs. Marshall, 11/27/21
- 3FG MADE - N/A**
- REBOUNDS - 17**  
(2x) last at Florida State, 12/9/20
- ASSISTS - 4**  
(5x) last vs. Marshall, 11/27/21
- BLOCKS - 7**  
vs. N. Illinois, 11/12/21
- STEALS - 3**  
(2x) last at Michigan St., 3/2/21
- MINUTES - 49**  
at Wisconsin, 1/7/21
- DOUBLE-DOUBLES - 26**  
last vs. Notre Dame, 12/18/21  
17p, 12r

### 2021-22 GAME BY GAME STATS

| Opponent        | Date       | GS | MIN       | FG-FGA        | PCT           | 3FG-3FGA    | PCT        | FT-FTA      | PCT          | OFF         | DEF       | TOT       | AVG        | PF         | A         | TO        | BLK       | STL       | PTS      | AVG        |             |
|-----------------|------------|----|-----------|---------------|---------------|-------------|------------|-------------|--------------|-------------|-----------|-----------|------------|------------|-----------|-----------|-----------|-----------|----------|------------|-------------|
| Eastern Mich.   | 11/09/2021 | *  | 36:44     | 9-14          | .643          | 0-0         | .000       | 3-7         | .429         | 2           | 12        | 14        | 14.0       | 0          | 3         | 0         | 3         | 0         | 21       | 21.0       |             |
| Northern Ill.   | 11/12/2021 | *  | 26:03     | 6-9           | .667          | 0-1         | .000       | 7-11        | .636         | 1           | 6         | 7         | 10.5       | 1          | 1         | 1         | 7         | 1         | 19       | 20.0       |             |
| St. John's (NY) | 11/17/2021 | *  | 36:32     | 7-12          | .583          | 0-0         | .000       | 4-7         | .571         | 2           | 8         | 10        | 10.3       | 2          | 4         | 3         | 2         | 0         | 18       | 19.3       |             |
| Louisiana       | 11/21/2021 | *  | 19:02     | 4-8           | .500          | 0-0         | .000       | 3-3         | 1.000        | 2           | 5         | 7         | 9.5        | 3          | 2         | 1         | 2         | 0         | 11       | 17.3       |             |
| Jackson St.     | 11/23/2021 | *  | 24:27     | 5-7           | .714          | 0-0         | .000       | 1-2         | .500         | 1           | 2         | 3         | 8.2        | 2          | 1         | 1         | 4         | 0         | 11       | 16.0       |             |
| Marshall        | 11/27/2021 | *  | 36:34     | 18-24         | .750          | 0-0         | .000       | 7-9         | .778         | 2           | 3         | 5         | 7.7        | 0          | 4         | 3         | 5         | 2         | 43       | 20.5       |             |
| at Syracuse     | 11/30/2021 | *  | 44:32     | 11-16         | .688          | 0-0         | .000       | 9-14        | .643         | 6           | 10        | 16        | 8.9        | 2          | 0         | 6         | 3         | 0         | 31       | 22.0       |             |
| Nebraska        | 12/04/2021 | *  | 35:22     | 5-11          | .455          | 0-0         | .000       | 4-5         | .800         | 0           | 7         | 7         | 8.6        | 1          | 0         | 4         | 4         | 3         | 14       | 21.0       |             |
| at Wisconsin    | 12/08/2021 | *  | 30:39     | 4-10          | .400          | 0-0         | .000       | 1-2         | .500         | 3           | 3         | 6         | 8.3        | 1          | 1         | 0         | 1         | 0         | 9        | 19.7       |             |
| Merrimack       | 12/12/2021 | *  | 23:35     | 5-10          | .500          | 0-0         | .000       | 6-6         | 1.000        | 3           | 6         | 9         | 8.4        | 0          | 0         | 1         | 3         | 1         | 16       | 19.3       |             |
| vs Notre Dame   | 12/18/2021 | *  | 38:04     | 6-12          | .500          | 0-0         | .000       | 5-8         | .625         | 2           | 10        | 12        | 8.7        | 2          | 2         | 2         | 2         | 0         | 17       | 19.1       |             |
| Northern Ky.    | 12/22/2021 | *  | 28:54     | 9-11          | .818          | 0-0         | .000       | 3-4         | .750         | 2           | 4         | 6         | 8.5        | 1          | 4         | 0         | 2         | 1         | 21       | 19.3       |             |
| <b>Totals</b>   |            |    | <b>12</b> | <b>380:28</b> | <b>89-144</b> | <b>.618</b> | <b>0-1</b> | <b>.000</b> | <b>53-78</b> | <b>.679</b> | <b>26</b> | <b>76</b> | <b>102</b> | <b>8.5</b> | <b>15</b> | <b>22</b> | <b>22</b> | <b>38</b> | <b>8</b> | <b>231</b> | <b>19.3</b> |

### CAREER STATS

| SEASON       | TEAM | GP-GS        | MIN/AVG          | FG-FGA         | FG%         | 3FG-3FGA   | 3FG%        | FT-FTA         | FT%         | OFF        | DEF        | TOT        | AVG        | PF-FO        | A         | TO         | BLK        | STL       | PTS         | AVG         |
|--------------|------|--------------|------------------|----------------|-------------|------------|-------------|----------------|-------------|------------|------------|------------|------------|--------------|-----------|------------|------------|-----------|-------------|-------------|
| 2019-20      | IND  | 32-32        | 939/29.3         | 159-281        | .566        | 0-0        | .000        | 115-168        | .685        | 96         | 174        | 270        | 8.4        | 64-0         | 37        | 42         | 59         | 22        | 433         | 13.5        |
| 2020-21      | IND  | 27-27        | 925/34.2         | 183-354        | .517        | 0-0        | .000        | 150-229        | .655        | 87         | 156        | 243        | 9.0        | 58-0         | 39        | 59         | 38         | 20        | 516         | 19.1        |
| 2021-22      | IND  | 12-12        | 380/31.7         | 89-144         | .618        | 0-1        | .000        | 53-78          | .679        | 26         | 76         | 102        | 8.5        | 15-0         | 22        | 22         | 38         | 8         | 231         | 19.3        |
| <b>TOTAL</b> |      | <b>71-71</b> | <b>2244/31.6</b> | <b>431-779</b> | <b>.553</b> | <b>0-1</b> | <b>.000</b> | <b>318-475</b> | <b>.669</b> | <b>209</b> | <b>406</b> | <b>615</b> | <b>8.7</b> | <b>137-0</b> | <b>98</b> | <b>123</b> | <b>135</b> | <b>50</b> | <b>1180</b> | <b>16.6</b> |



# #25 • RACE THOMPSON

SENIOR/REDSHIRT JUNIOR • FORWARD • 6-8 • 228  
PLYMOUTH, MINN. • ARMSTRONG



• 3rd in Big Ten in rebounding (8.9)

• Solid effort against EMU with 5 points, 10 rebounds, 3 rebounds and 2 blocked shots... 6th career double-digit rebound effort... posted his 4th career double-double with 12 points and 4 boards against NIU... it was his 7th career double-digit rebounding effort... had game-clinching basket with 25 seconds left and finished with 15 points, 5 boards, 2 assists and 4 steals against St. John's... posted 8 points and 8 rebounds in 19 minutes against Louisiana... notched 4 points, 5 boards and 2 assists against Jackson State... had 8 points and posted his 8th career double-digit rebounding effort with 10 against Marshall... added 2 steals and a block... had his 5th career double-double with 17 points, 12 rebounds and added 8 assists at Syracuse... had a second straight double-double and third straight double-digit rebound effort with 11 points and 11 rebounds against Nebraska... had 12 points, 9 rebounds and a steal at Wisconsin... had 14 points and 7 rebounds against Merrimack... made all 6 of his field goal attempts... had 11 points, 3 boards, 3 assists and 2 steals against Notre Dame... made all 4 of his field goal attempts...had 14 points, 4 rebounds and 2 blocked shots against NKU.

## SINGLE-GAME CAREER HIGHS

**POINTS - 22**  
vs. Providence, 11/30/20

**FG MADE - 8**  
vs. Providence, 11/30/20

**3FG MADE - 1**  
(8x) last vs. Marshall, 11/27/21

**REBOUNDS - 13**  
vs. Providence, 11/30/20

**ASSISTS - 8**  
at Syracuse, 11/30/21

**BLOCKS - 4**  
(3x) last vs. Iowa, 2/7/21

**STEALS - 7**  
vs. Michigan State, 2/20/21

**MINUTES - 45**  
at Syracuse, 11/30/21

**DOUBLE-DOUBLES - 6**  
last vs. Nebraska, 12/4/21  
11p, 11r

### 2021-22 GAME BY GAME STATS

| Opponent        | Date       | GS | MIN       | FG-FGA        | PCT          | 3FG-3FGA    | PCT         | FT-FTA      | PCT          | OFF         | DEF       | TOT       | AVG       | PF         | A         | TO        | BLK       | STL      | PTS       | AVG        |             |
|-----------------|------------|----|-----------|---------------|--------------|-------------|-------------|-------------|--------------|-------------|-----------|-----------|-----------|------------|-----------|-----------|-----------|----------|-----------|------------|-------------|
| Eastern Mich.   | 11/09/2021 | *  | 24:01     | 2-6           | .333         | 0-4         | .000        | 1-2         | .500         | 1           | 9         | 10        | 10.0      | 4          | 3         | 0         | 2         | 1        | 5         | 5.0        |             |
| Northern Ill.   | 11/22/2021 | *  | 15:42     | 3-5           | .600         | 1-2         | .500        | 5-6         | .833         | 3           | 7         | 10        | 10.0      | 2          | 0         | 3         | 1         | 0        | 12        | 8.5        |             |
| St. John's (NY) | 11/17/2021 | *  | 31:58     | 6-9           | .667         | 0-1         | .000        | 3-3         | 1.000        | 1           | 4         | 5         | 8.3       | 0          | 2         | 3         | 0         | 4        | 15        | 10.7       |             |
| Louisiana       | 11/21/2021 | *  | 19:22     | 3-4           | .750         | 0-1         | .000        | 2-3         | .667         | 0           | 8         | 8         | 8.3       | 3          | 2         | 2         | 1         | 1        | 8         | 10.0       |             |
| Jackson St.     | 11/23/2021 | *  | 22:30     | 2-5           | .400         | 0-0         | .000        | 0-0         | .000         | 1           | 4         | 5         | 7.6       | 0          | 2         | 3         | 1         | 1        | 4         | 8.8        |             |
| Marshall        | 11/27/2021 | *  | 31:04     | 2-8           | .250         | 1-3         | .333        | 3-6         | .500         | 3           | 7         | 10        | 8.0       | 2          | 1         | 2         | 1         | 2        | 8         | 8.7        |             |
| at Syracuse     | 11/30/2021 | *  | 44:33     | 8-14          | .571         | 0-0         | .000        | 1-1         | 1.000        | 5           | 7         | 12        | 8.6       | 3          | 8         | 7         | 0         | 1        | 17        | 9.9        |             |
| Nebraska        | 12/04/2021 | *  | 30:06     | 5-9           | .556         | 0-2         | .000        | 1-2         | .500         | 2           | 9         | 11        | 8.9       | 1          | 2         | 0         | 1         | 1        | 11        | 10.0       |             |
| at Wisconsin    | 12/08/2021 | *  | 29:45     | 6-11          | .545         | 0-1         | .000        | 0-0         | .000         | 4           | 5         | 9         | 8.9       | 3          | 1         | 0         | 0         | 1        | 12        | 10.2       |             |
| Merrimack       | 12/12/2021 | *  | 19:33     | 6-6           | 1.000        | 0-0         | .000        | 2-5         | .400         | 3           | 4         | 7         | 8.7       | 0          | 0         | 1         | 0         | 1        | 14        | 10.6       |             |
| vs Notre Dame   | 12/18/2021 | *  | 26:15     | 4-4           | 1.000        | 0-0         | .000        | 3-6         | .500         | 0           | 3         | 3         | 8.2       | 3          | 3         | 0         | 0         | 2        | 11        | 10.6       |             |
| Northern Ky.    | 12/22/2021 | *  | 25:20     | 7-9           | .778         | 0-1         | .000        | 0-1         | .000         | 1           | 3         | 4         | 7.8       | 3          | 1         | 0         | 2         | 1        | 14        | 10.9       |             |
| <b>Totals</b>   |            |    | <b>12</b> | <b>320:09</b> | <b>54-90</b> | <b>.600</b> | <b>2-15</b> | <b>.133</b> | <b>21-35</b> | <b>.600</b> | <b>24</b> | <b>70</b> | <b>94</b> | <b>7.8</b> | <b>24</b> | <b>25</b> | <b>21</b> | <b>9</b> | <b>16</b> | <b>131</b> | <b>10.9</b> |

## CAREER STATS

| SEASON       | TEAM | GP-GS        | MIN/AVG          | FG-FGA         | FG%         | 3FG-3FGA    | 3FG%        | FT-FTA         | FT%         | OFF        | DEF        | TOT        | AVG        | PF-FO        | A         | TO        | BLK       | STL       | PTS        | AVG        |
|--------------|------|--------------|------------------|----------------|-------------|-------------|-------------|----------------|-------------|------------|------------|------------|------------|--------------|-----------|-----------|-----------|-----------|------------|------------|
| 2018-19      | IND  | 9-0          | 63/7.0           | 2-5            | .400        | 0-3         | .000        | 2-4            | .500        | 5          | 14         | 19         | 2.1        | 4-0          | 1         | 0         | 3         | 3         | 6          | 0.7        |
| 2019-20      | IND  | 29-0         | 394/13.6         | 37-80          | .463        | 3-10        | .300        | 29-44          | .659        | 37         | 77         | 114        | 3.9        | 44-0         | 13        | 12        | 19        | 20        | 106        | 3.7        |
| 2020-21      | IND  | 27-27        | 760/28.1         | 87-169         | .515        | 3-15        | .200        | 70-114         | .614        | 54         | 113        | 167        | 6.2        | 63-0         | 37        | 31        | 34        | 28        | 247        | 9.1        |
| 2021-22      | IND  | 12-12        | 320/26.7         | 54-90          | .600        | 2-15        | .133        | 21-35          | .600        | 24         | 70         | 94         | 7.8        | 24-0         | 25        | 21        | 9         | 16        | 131        | 10.9       |
| <b>TOTAL</b> |      | <b>77-39</b> | <b>1538/20.0</b> | <b>180-344</b> | <b>.523</b> | <b>8-43</b> | <b>.186</b> | <b>122-197</b> | <b>.619</b> | <b>120</b> | <b>274</b> | <b>394</b> | <b>5.1</b> | <b>135-0</b> | <b>76</b> | <b>64</b> | <b>65</b> | <b>67</b> | <b>490</b> | <b>6.4</b> |



# #32 • TREY GALLOWAY

SOPHOMORE/FRESHMAN • GUARD • 6-4 • 210  
CULVER, IND. • CULVER ACADEMIES



- Out indefinitely after being injured against St. John's.
- Had 2 points and 2 boards off the bench against EMU... finished with 7 points, 2 boards and 3 assists against NIU... had a brief outing against St. John's and had a rebound and steal... left game after he was on the receiving end of a flagrant 2 foul... did not return.

## SINGLE-GAME CAREER HIGHS

**POINTS - 13**  
vs. Tennessee Tech, 11/25/20

**FG MADE - 6**  
vs. Tennessee Tech, 11/25/20

**3FG MADE - 2**  
vs. Northwestern, 12/23/20

**REBOUNDS - 5**  
vs. Texas, 12/1/20

**ASSISTS - 5**  
(2x) last vs. Penn St., 12/30/20

**BLOCKS - 1**  
(2x) last vs. E. Michigan, 11/9/21

**STEALS - 3**  
vs. Providence, 11/30/20

**MINUTES - 37**  
vs. Penn St., 12/30/20

### 2021-22 GAME BY GAME STATS

| Opponent        | Date       | GS       | MIN          | FG-FGA     | PCT         | 3FG-3FGA   | PCT         | FT-FTA     | PCT         | OFF      | DEF      | TOT      | AVG        | PF       | A        | TO       | BLK      | STL      | PTS      | AVG        |
|-----------------|------------|----------|--------------|------------|-------------|------------|-------------|------------|-------------|----------|----------|----------|------------|----------|----------|----------|----------|----------|----------|------------|
| Eastern Mich.   | 11/09/2021 |          | 13:55        | 1-2        | .500        | 0-1        | .000        | 0-0        | .000        | 0        | 2        | 2        | 2.0        | 4        | 1        | 2        | 1        | 0        | 2        | 2.0        |
| Northern Ill.   | 11/12/2021 |          | 22:49        | 3-7        | .429        | 1-3        | .333        | 0-0        | .000        | 0        | 2        | 2        | 2.0        | 1        | 3        | 1        | 0        | 0        | 7        | 4.5        |
| St. John's (NY) | 11/17/2021 |          | 04:26        | 0-0        | .000        | 0-0        | .000        | 0-0        | .000        | 0        | 1        | 1        | 1.7        | 1        | 0        | 0        | 0        | 1        | 0        | 3.0        |
| <b>Totals</b>   |            | <b>0</b> | <b>41:10</b> | <b>4-9</b> | <b>.444</b> | <b>1-4</b> | <b>.250</b> | <b>0-0</b> | <b>.000</b> | <b>0</b> | <b>5</b> | <b>5</b> | <b>1.7</b> | <b>6</b> | <b>4</b> | <b>3</b> | <b>1</b> | <b>1</b> | <b>9</b> | <b>3.0</b> |

## CAREER STATS

| SEASON       | TEAM | GP-GS       | MIN/AVG         | FG-FGA       | FG%         | 3FG-3FGA    | 3FG%        | FT-FTA       | FT%         | OFF       | DEF       | TOT       | AVG        | PF-FO       | A         | TO        | BLK      | STL       | PTS       | AVG        |
|--------------|------|-------------|-----------------|--------------|-------------|-------------|-------------|--------------|-------------|-----------|-----------|-----------|------------|-------------|-----------|-----------|----------|-----------|-----------|------------|
| 2020-21      | IND  | 25-7        | 488/19.5        | 35-84        | .417        | 6-33        | .182        | 14-19        | .737        | 12        | 35        | 47        | 1.9        | 45-0        | 39        | 25        | 1        | 11        | 90        | 3.6        |
| 2021-22      | IND  | 3-0         | 41/13.7         | 4-9          | .444        | 1-4         | .250        | 0-0          | .000        | 0         | 5         | 5         | 1.7        | 6-0         | 4         | 3         | 1        | 1         | 9         | 3.0        |
| <b>TOTAL</b> |      | <b>28-7</b> | <b>529/18.9</b> | <b>39-93</b> | <b>.419</b> | <b>7-37</b> | <b>.189</b> | <b>14-19</b> | <b>.737</b> | <b>12</b> | <b>40</b> | <b>52</b> | <b>1.9</b> | <b>51-0</b> | <b>43</b> | <b>28</b> | <b>2</b> | <b>12</b> | <b>99</b> | <b>3.5</b> |



# #45 • PARKER STEWART

GRADUATE STUDENT/RS-JUNIOR • GUARD • 6-5 • 200  
UNION CITY, TENN. • UNION CITY/PITT/UT-MARTIN



- Wears #45 at IU in honor of his late father, Anthony, who coached him at UT Martin and wore the number when he played collegiately at Mt. Union from 1989-93.
- Leads Big Ten in 3-point field goal percentage at 49.1%.
- Started and hit 2 of 4 3-pointers and added a steal against EMU... started against NIU and had 2 boards and a steal... hit a triple and had 2 boards, an assist and a steal against St. John's... had a season-high 16 points against Louisiana... hit 6 of 7 FGA and 4 of 5 3's... finished with 9 points and made 3 out of 5 triples against Jackson State... had 6 points and 7 boards against Marshall... finished with 20 points, 2 assists and a steal at Syracuse... made 6 of 12 long distance calls... had 9 points and 3 boards against Nebraska... finished with 9 points and 4 rebounds at Wisconsin... had 2 rebounds and 3 assists against Merrimack... had 12 points, 3 boards and 2 blocks against Notre Dame... made 3 of 4 long distance shots... had 3 points against NKU.

## SINGLE-GAME CAREER HIGHS

- POINTS - 33**  
(2x) last at Morehead St., 2/1/20
- FG MADE - 11**  
at Morehead St., 2/1/20
- 3FG MADE - 7**  
at Syracuse, 1/16/18
- REBOUNDS - 11**  
at Western Illinois, 11/13/19
- ASSISTS - 8**  
vs. Tenn Tech, 2/6/20
- BLOCKS - 2**  
(2x) last vs. Notre Dame, 12/18/21
- STEALS - 4**  
vs. St. Louis Pharmacy, 11/5/19
- MINUTES - 40**  
vs. Jacksonville State, 2/8/20

### 2021-22 GAME BY GAME STATS

| Opponent        | Date       | GS | MIN       | FG-FGA        | PCT          | 3FG-3FGA    | PCT          | FT-FTA      | PCT        | OFF         | DEF      | TOT       | AVG       | PF         | A         | TO       | BLK       | STL      | PTS      | AVG       |            |
|-----------------|------------|----|-----------|---------------|--------------|-------------|--------------|-------------|------------|-------------|----------|-----------|-----------|------------|-----------|----------|-----------|----------|----------|-----------|------------|
| Eastern Mich.   | 11/09/2021 | *  | 27:16     | 2-5           | .400         | 2-4         | .500         | 0-0         | .000       | 0           | 1        | 1         | 1.0       | 2          | 0         | 0        | 0         | 1        | 6        | 6.0       |            |
| Northern Ill.   | 11/12/2021 | *  | 17:02     | 0-5           | .000         | 0-4         | .000         | 0-0         | .000       | 0           | 2        | 2         | 1.5       | 2          | 0         | 0        | 0         | 1        | 0        | 3.0       |            |
| St. John's (NY) | 11/17/2021 | *  | 23:03     | 1-3           | .333         | 1-3         | .333         | 0-0         | .000       | 0           | 2        | 2         | 1.7       | 3          | 1         | 1        | 0         | 1        | 3        | 3.0       |            |
| Louisiana       | 11/21/2021 | *  | 18:04     | 6-7           | .857         | 4-5         | .800         | 0-0         | .000       | 0           | 0        | 0         | 1.3       | 3          | 0         | 1        | 0         | 0        | 16       | 6.3       |            |
| Jackson St.     | 11/23/2021 | *  | 18:09     | 3-6           | .500         | 3-5         | .600         | 0-0         | .000       | 0           | 2        | 2         | 1.4       | 1          | 1         | 2        | 0         | 1        | 9        | 6.8       |            |
| Marshall        | 11/27/2021 | *  | 35:10     | 2-6           | .333         | 2-5         | .400         | 0-0         | .000       | 0           | 7        | 7         | 2.3       | 4          | 0         | 0        | 0         | 0        | 6        | 6.7       |            |
| at Syracuse     | 11/30/2021 | *  | 39:01     | 6-12          | .500         | 6-12        | .500         | 2-3         | .667       | 0           | 1        | 1         | 2.1       | 5          | 2         | 2        | 0         | 1        | 20       | 8.6       |            |
| Nebraska        | 12/04/2021 | *  | 24:45     | 3-7           | .429         | 3-6         | .500         | 0-0         | .000       | 0           | 3        | 3         | 2.3       | 2          | 0         | 0        | 0         | 0        | 9        | 8.6       |            |
| at Wisconsin    | 12/08/2021 | *  | 26:03     | 3-7           | .429         | 3-5         | .600         | 0-0         | .000       | 1           | 3        | 4         | 2.4       | 4          | 1         | 0        | 0         | 1        | 9        | 8.7       |            |
| Merrimack       | 12/12/2021 | *  | 18:01     | 0-3           | .000         | 0-2         | .000         | 0-0         | .000       | 0           | 2        | 2         | 2.4       | 3          | 3         | 2        | 0         | 0        | 0        | 7.8       |            |
| vs Notre Dame   | 12/18/2021 | *  | 29:41     | 3-4           | .750         | 3-4         | .750         | 3-4         | .750       | 0           | 3        | 3         | 2.5       | 2          | 0         | 4        | 2         | 0        | 12       | 8.2       |            |
| Northern Ky.    | 12/22/2021 | *  | 08:28     | 1-2           | .500         | 1-2         | .500         | 0-0         | .000       | 0           | 0        | 0         | 2.3       | 3          | 0         | 1        | 0         | 0        | 3        | 7.8       |            |
| <b>Totals</b>   |            |    | <b>11</b> | <b>284:43</b> | <b>30-67</b> | <b>.448</b> | <b>28-57</b> | <b>.491</b> | <b>5-7</b> | <b>.714</b> | <b>1</b> | <b>26</b> | <b>27</b> | <b>2.3</b> | <b>34</b> | <b>8</b> | <b>13</b> | <b>2</b> | <b>6</b> | <b>93</b> | <b>7.8</b> |

## CAREER STATS

| SEASON               | TEAM | GP-GS        | MIN/AVG          | FG-FGA         | FG%         | 3FG-3FGA       | 3FG%        | FT-FTA         | FT%         | OFF       | DEF        | TOT        | AVG        | PF-FO        | A          | TO         | BLK       | STL       | PTS        | AVG         |
|----------------------|------|--------------|------------------|----------------|-------------|----------------|-------------|----------------|-------------|-----------|------------|------------|------------|--------------|------------|------------|-----------|-----------|------------|-------------|
| 2017-18              | Pitt | 32-20        | 839/26.2         | 90-235         | .383        | 71-184         | .386        | 40-50          | .800        | 16        | 89         | 105        | 3.3        | 51-0         | 29         | 19         | 5         | 14        | 291        | 9.1         |
| 2019-20              | UTM  | 25-24        | 903/36.1         | 157-381        | .412        | 71-204         | .348        | 95-124         | .766        | 20        | 95         | 115        | 4.6        | 71-1         | 94         | 82         | 10        | 21        | 480        | 19.2        |
| 2021-22              | IND  | 12-11        | 285/23.7         | 30-67          | .448        | 28-57          | .491        | 5-7            | .714        | 1         | 26         | 27         | 2.3        | 34-1         | 8          | 13         | 2         | 6         | 93         | 7.8         |
| <b>TOTAL FOR IND</b> |      | <b>12-11</b> | <b>285/23.7</b>  | <b>30-67</b>   | <b>.448</b> | <b>28-57</b>   | <b>.491</b> | <b>5-7</b>     | <b>.714</b> | <b>1</b>  | <b>26</b>  | <b>27</b>  | <b>2.3</b> | <b>34-1</b>  | <b>8</b>   | <b>13</b>  | <b>2</b>  | <b>6</b>  | <b>93</b>  | <b>7.8</b>  |
| <b>TOTAL</b>         |      | <b>69-55</b> | <b>2027/29.4</b> | <b>277-683</b> | <b>.406</b> | <b>170-445</b> | <b>.382</b> | <b>140-181</b> | <b>.773</b> | <b>37</b> | <b>210</b> | <b>247</b> | <b>3.6</b> | <b>156-2</b> | <b>131</b> | <b>114</b> | <b>17</b> | <b>41</b> | <b>864</b> | <b>12.5</b> |





# #51 • LOGAN DUNCOMB

FRESHMAN • CENTER • 6-9 • 235  
CINCINNATI, OHIO • ARCHBISHOP MOELLER

- Did not see action against EMU... got his first playing time and had 2 boards and an assist in 4 minutes of action... did not play against St. John's, Syracuse, Nebraska, Wisconsin... scored his first points as a Hoosier and finished with 4, a rebound and a block in 4 minutes against Merrimack... did not play against Notre Dame... hit a jumper against NKU.



## SINGLE-GAME CAREER HIGHS

- POINTS - 4**  
vs. Merrimack, 12/21/21
- FG MADE - 1**  
(2x) last vs. N. Kentucky, 12/22/21
- 3FG MADE - N/A**
- REBOUNDS - 2**  
vs. N. Illinois, 11/12/21
- ASSISTS - 1**  
vs. N. Illinois, 11/12/21
- BLOCKS - 1**  
vs. Merrimack, 12/21/21
- STEALS - N/A**
- MINUTES - 4**  
vs. Merrimack, 12/21/21
- DOUBLE-DOUBLES - N/A**

### 2021-22 GAME BY GAME STATS

| Opponent      | Date       | GS       | MIN          | FG-FGA     | PCT         | 3FG-3FGA   | PCT         | FT-FTA     | PCT          | OFF      | DEF      | TOT      | AVG        | PF       | FO       | A        | TO       | BLK      | STL      | PTS        | AVG |
|---------------|------------|----------|--------------|------------|-------------|------------|-------------|------------|--------------|----------|----------|----------|------------|----------|----------|----------|----------|----------|----------|------------|-----|
| Northern Ill. | 11/12/2021 |          | 03:58        | 0-1        | .000        | 0-0        | .000        | 0-0        | .000         | 1        | 1        | 2        | 2.0        | 0        | 1        | 1        | 0        | 0        | 0        | 0          | 0   |
| Merrimack     | 12/12/2021 |          | 03:58        | 1-1        | 1.000       | 0-0        | .000        | 2-2        | 1.000        | 1        | 0        | 1        | 1.5        | 1        | 0        | 1        | 1        | 0        | 4        | 2.0        |     |
| Northern Ky.  | 12/22/2021 |          | 01:58        | 1-1        | 1.000       | 0-0        | .000        | 0-0        | .000         | 0        | 0        | 0        | 1.0        | 0        | 0        | 0        | 0        | 0        | 2        | 2.0        |     |
| <b>Totals</b> |            | <b>0</b> | <b>09:54</b> | <b>2-3</b> | <b>.667</b> | <b>0-0</b> | <b>.000</b> | <b>2-2</b> | <b>1.000</b> | <b>2</b> | <b>1</b> | <b>3</b> | <b>1.0</b> | <b>1</b> | <b>1</b> | <b>2</b> | <b>1</b> | <b>0</b> | <b>6</b> | <b>2.0</b> |     |

## CAREER STATS

| SEASON       | TEAM | GP-GS      | MIN/AVG       | FG-FGA     | FG%         | 3FG-3FGA   | 3FG%        | FT-FTA     | FT%          | OFF      | DEF      | TOT      | AVG        | PF         | FO       | A        | TO       | BLK      | STL      | PTS        | AVG |
|--------------|------|------------|---------------|------------|-------------|------------|-------------|------------|--------------|----------|----------|----------|------------|------------|----------|----------|----------|----------|----------|------------|-----|
| 2021-22      | IND  | 3-0        | 10/3.3        | 2-3        | .667        | 0-0        | .000        | 2-2        | 1.000        | 2        | 1        | 3        | 1.0        | 1-0        | 1        | 2        | 1        | 0        | 6        | 2.0        |     |
| <b>TOTAL</b> |      | <b>3-0</b> | <b>10/3.3</b> | <b>2-3</b> | <b>.667</b> | <b>0-0</b> | <b>.000</b> | <b>2-2</b> | <b>1.000</b> | <b>2</b> | <b>1</b> | <b>3</b> | <b>1.0</b> | <b>1-0</b> | <b>1</b> | <b>2</b> | <b>1</b> | <b>0</b> | <b>6</b> | <b>2.0</b> |     |



# #53 • TAMAR BATES

FRESHMAN • GUARD • 6-5 • 180  
KANSAS CITY, KAN. • IMG ACADEMY



- Played his first game as a Hoosier against EMU and had 6 points and 2 boards... had 3 points and 3 boards against NIU... had 11 points and an assist against St. John's... made 5 of 10 shots... posted 10 points and 3 assists against Louisiana... had 6 points, a block and a steal against Jackson State... played 24 minutes and added 6 points against Marshall... played 14 minutes and had 2 points against Syracuse... came off the bench and had 13 points, 11 in the first half, against Nebraska in 25 minutes... played 17 minutes at Wisconsin and had 3 points, 2 boards and an assist... played 17 minutes and had 7 points, 4 rebounds, an assist and a steal... attended a family funeral and missed the Notre Dame game.

## SINGLE-GAME CAREER HIGHS

**POINTS - 13**

vs. Nebraska, 12/4/21

**FG MADE - 5**

vs. St. John's, 11/17/21

**3FG MADE - 3**

vs. Nebraska, 12/4/21

**REBOUNDS - 4**

vs. Merrimack, 12/21/21

**ASSISTS - 3**

vs. Louisiana, 11/21/21

**BLOCKS - 1**

vs. Jackson State, 11/23/21

**STEALS - 1**

(3x) last vs. Merrimack, 12/21/21

**MINUTES - 27**

vs. St. John's, 11/17/21

### 2021-22 GAME BY GAME STATS

| Opponent        | Date       | GS       | MIN           | FG-FGA       | PCT         | 3FG-3FGA     | PCT         | FT-FTA      | PCT         | OFF      | DEF       | TOT       | AVG        | PF        | A         | TO        | BLK      | STL      | PTS       | AVG        |
|-----------------|------------|----------|---------------|--------------|-------------|--------------|-------------|-------------|-------------|----------|-----------|-----------|------------|-----------|-----------|-----------|----------|----------|-----------|------------|
| Eastern Mich.   | 11/09/2021 |          | 14:36         | 2-5          | .400        | 0-2          | .000        | 2-2         | 1.000       | 0        | 2         | 2         | 2.0        | 1         | 0         | 1         | 0        | 0        | 6         | 6.0        |
| Northern Ill.   | 11/12/2021 |          | 19:35         | 1-3          | .333        | 1-3          | .333        | 0-0         | .000        | 0        | 3         | 3         | 2.5        | 2         | 1         | 1         | 0        | 0        | 3         | 4.5        |
| St. John's (NY) | 11/17/2021 |          | 26:52         | 5-10         | .500        | 1-4          | .250        | 0-2         | .000        | 0        | 1         | 1         | 2.0        | 2         | 1         | 1         | 0        | 0        | 11        | 6.7        |
| Louisiana       | 11/21/2021 |          | 23:57         | 4-6          | .667        | 2-3          | .667        | 0-0         | .000        | 1        | 1         | 2         | 2.0        | 4         | 3         | 3         | 0        | 0        | 10        | 7.5        |
| Jackson St.     | 11/23/2021 |          | 23:05         | 2-3          | .667        | 0-0          | .000        | 2-2         | 1.000       | 0        | 0         | 0         | 1.6        | 0         | 1         | 0         | 1        | 1        | 6         | 7.2        |
| Marshall        | 11/27/2021 |          | 23:47         | 2-4          | .500        | 2-2          | 1.000       | 0-0         | .000        | 0        | 1         | 1         | 1.5        | 1         | 0         | 1         | 0        | 1        | 6         | 7.0        |
| at Syracuse     | 11/30/2021 |          | 14:24         | 1-5          | .200        | 0-4          | .000        | 0-0         | .000        | 0        | 0         | 0         | 1.3        | 0         | 0         | 1         | 0        | 0        | 2         | 6.3        |
| Nebraska        | 12/04/2021 |          | 24:39         | 4-9          | .444        | 3-7          | .429        | 2-2         | 1.000       | 0        | 0         | 0         | 1.1        | 0         | 0         | 1         | 0        | 0        | 13        | 7.1        |
| at Wisconsin    | 12/08/2021 |          | 16:53         | 1-3          | .333        | 1-2          | .500        | 0-0         | .000        | 0        | 2         | 2         | 1.2        | 1         | 1         | 2         | 0        | 0        | 3         | 6.7        |
| Merrimack       | 12/12/2021 |          | 19:00         | 2-7          | .286        | 1-4          | .250        | 2-2         | 1.000       | 1        | 3         | 4         | 1.5        | 1         | 1         | 0         | 0        | 1        | 7         | 6.7        |
| Northern Ky.    | 12/22/2021 |          | 15:29         | 1-2          | .500        | 0-1          | .000        | 0-0         | .000        | 0        | 2         | 2         | 1.5        | 0         | 2         | 1         | 0        | 0        | 2         | 6.3        |
| <b>Totals</b>   |            | <b>0</b> | <b>222:17</b> | <b>25-57</b> | <b>.439</b> | <b>11-32</b> | <b>.344</b> | <b>8-10</b> | <b>.800</b> | <b>2</b> | <b>15</b> | <b>17</b> | <b>1.5</b> | <b>12</b> | <b>10</b> | <b>12</b> | <b>1</b> | <b>3</b> | <b>69</b> | <b>6.3</b> |

## CAREER STATS

| SEASON       | TEAM | GP-GS       | MIN/AVG         | FG-FGA       | FG%         | 3FG-3FGA     | 3FG%        | FT-FTA      | FT%         | OFF      | DEF       | TOT       | AVG        | PF-FO       | A         | TO        | BLK      | STL      | PTS       | AVG        |
|--------------|------|-------------|-----------------|--------------|-------------|--------------|-------------|-------------|-------------|----------|-----------|-----------|------------|-------------|-----------|-----------|----------|----------|-----------|------------|
| 2021-22      | IND  | 11-0        | 222/20.2        | 25-57        | .439        | 11-32        | .344        | 8-10        | .800        | 2        | 15        | 17        | 1.5        | 12-0        | 10        | 12        | 1        | 3        | 69        | 6.3        |
| <b>TOTAL</b> |      | <b>11-0</b> | <b>222/20.2</b> | <b>25-57</b> | <b>.439</b> | <b>11-32</b> | <b>.344</b> | <b>8-10</b> | <b>.800</b> | <b>2</b> | <b>15</b> | <b>17</b> | <b>1.5</b> | <b>12-0</b> | <b>10</b> | <b>12</b> | <b>1</b> | <b>3</b> | <b>69</b> | <b>6.3</b> |



## #5 • MICHAEL SHIPP

JUNIOR/SOPHOMORE • GUARD • 6-3 • 190  
CINCINNATI, OHIO • MOELLER

- Joined the team as a non-scholarship player... has sat out most of the fall due to a lower leg injury... saw action against UNA.



## #11 • SHAAN BURKE

FRESHMAN • GUARD • 6-3 • 185  
SAN DIEGO, CALIF. • VISTA


- A non-scholarship player who played at Vista High School near San Diego... lettered two seasons... averaged 14.7 points and 5.7 assists and led the team in three-pointers as a senior... coached by Anthony Bolton... played AAU ball for Gamepoint and Charlie Mercado... son of Patrick and Seena Burke... has two siblings, Maya and Finnian... will study Finance at the Kelley School of Business.



## #14 • NATHAN CHILDRESS

JUNIOR/SOPHOMORE • FORWARD • 6-6 • 212  
ZIONSVILLE, IND. • ZIONSVILLE

- Scored his first career basket at IU when he hit a three-pointer against Louisiana... also had a career-high 4 rebounds.
- A non-scholarship player who played at Zionsville High School... saw 2 minutes of action against TTU... had a rebound against UNA... posted a rebound at Rutgers.



## #15 • SEBASTIEN SCOTT

SOPHOMORE/FRESHMAN • GUARD • 6-2 • 185  
DANVILLE, CALIF. • SAN RAMON VALLEY

- Joined the team as a non-scholarship player... did not play last season due to a torn ACL he suffered near the end of his prep season.





# 2021-22 ROSTER



**#0**  
**Xavier Johnson**  
 Sr./Jr. • G • 6-3 • 200  
 Woodbridge, Va.  
 Bishop O'Connell/Pitt  
 "X-Zavier"



**#1**  
**Rob Phinisee**  
 Sr./Jr. • G • 6-1 • 187  
 Lafayette, Ind.  
 McCutcheon  
 "FIN-ih-see"



**#2**  
**Michael Durr**  
 Sr./Jr. • C • 7-0 • 250  
 Atlanta, Ga.  
 Victory Rock Prep/  
 South Florida



**#3**  
**Anthony Leal**  
 So./Fr. • G • 6-5 • 210  
 Bloomington, Ind.  
 Bloomington South



**#4**  
**Khristian Lander**  
 So./Fr. • G • 6-2 • 185  
 Evansville, Ind.  
 Reitz




**#5**  
**Michael Shipp**  
 So. • G • 6-3 • 190  
 Cincinnati, Ohio  
 Archbishop Moeller



**#11**  
**Shaan Burke**  
 Fr. • G • 6-3 • 185  
 San Diego, Calif.  
 Vista  
 "Shawn"



**#12**  
**Miller Kopp**  
 Sr./Jr. • F • 6-7 • 215  
 Houston, Texas  
 Houston Christian/  
 Northwestern



**#14**  
**Nathan Childress**  
 Jr./So. • F • 6-6 • 212  
 Zionsville, Ind.  
 Zionsville



**#15**  
**Sebastien Scott**  
 So./Fr. • G • 6-2 • 185  
 Danville, Calif.  
 San Ramon Valley




**#22**  
**Jordan Geronimo**  
 So./Fr. • F • 6-6 • 220  
 Newark, N.J.  
 St. Paul's (NH)



**#23**  
**Trayce Jackson-Davis**  
 So. • F • 6-9 • 245  
 Greenwood, Ind.  
 Center Grove



**#25**  
**Race Thompson**  
 R-Sr./R-Jr. • F • 6-8 • 228  
 Plymouth, Minn.  
 Armstrong



**#32**  
**Trey Galloway**  
 So./Fr. • G • 6-5 • 210  
 Culver, Ind.  
 Culver Academies



**#45**  
**Parker Stewart**  
 Grad/R-Jr. • G • 6-5 • 200  
 Union City, Tenn.  
 Union City/  
 Pitt/UT-Martin



**#51**  
**Logan Duncomb**  
 Fr. • C • 6-9 • 235  
 Cincinnati, Ohio  
 Archbishop Moeller



**#53**  
**Tamar Bates**  
 Fr. • G • 6-5 • 180  
 Kansas City, Kan.  
 IMG Academy



**Mike Woodson**  
 Head Coach  
 First Year at IU  
 10-2