

# #CLIMBWITHUS

PENN STATE MEN'S BASKETBALL

GAME **16**

## MARYLAND

January 2, 2018 | 7 p.m. ET  
College Park, Md.  
Xfinity Center (17,950)

### SCHEDULE / RESULTS

Date Opponent TV Time/Result

#### NOVEMBER

10 Fri. CAMPBELL (BTN+) W, 86-75  
12 Sun. FAIRLEIGH DICKINSON (BTN+)W, 81-57

#### LEGENDS CLASSIC UNIVERSITY PARK REGIONAL

15 Wed. MONTANA (BTN) W, 70-57

#### LEGENDS CLASSIC BARCLAYS CENTER - BROOKLYN, N.Y.

20 Mon. vs. Pittsburgh (ESPN3) W, 85-54  
21 Tues. vs. #16/#19 Texas A&M (ESPN2) L, 87-98

#### LEGENDS CLASSIC UNIVERSITY PARK REGIONAL

24 Fri. ORAL ROBERTS (BTN+) W, 86-48

#### B1G/ACC CHALLENGE

29 Wed. at N.C. State (ESPNU) L, 78-85

#### DECEMBER

2 Sat. at Iowa \* (BTN) W, 77-73  
4 Mon. WISCONSIN \* (ESPN2) L, 63-64  
9 Sat. GEORGE WASHINGTON (BTN)W, 74-54  
17 Sun. at George Mason (Stadium) W, 72-54  
19 Tues. BINGHAMTON (BTN+) W, 80-65  
22 Fri. RIDER (BTN) L, 70-71  
30 Sat. COPPIN STATE (BTN+) W, 88-43

#### JANUARY

2 Tues. at Maryland \* (BTN) 7 p.m.  
5 Fri. NORTHWESTERN \* (FS1) 8 p.m.  
9 Tues. at Indiana \* (BTN) 6:30 p.m.  
12 Fri. NEBRASKA \* (BTN) 7 p.m.  
15 Mon. MINNESOTA \* (BTN) 7 p.m.  
20 Sat. at Northwestern \* (BTN) 2 p.m.  
25 Thur. at Ohio State \* (BTN) 8 p.m.  
27 Sat. RUTGERS \* (BTN) 4 p.m.  
31 Wed. at Michigan State \* (BTN) 6:30 p.m.

#### FEBRUARY

3 Sat. IOWA \* (BTN) 6 or 8 p.m.  
7 Wed. MARYLAND \* (BTN) 6:30 p.m.  
11 Sun. at Illinois \* (BTN) 7 p.m.  
15 Thur. OHIO STATE \* (BTN) 8 p.m.  
18 Sun. at Purdue \* (BTN) 8 p.m.  
21 Wed. MICHIGAN \* (BTN) 7 p.m.  
25 Sun. at Nebraska \* (BTN) 5:15 p.m.

#### BIG TEN TOURNAMENT

Wed.-Sun. Madison Square Garden BTN/CBS  
Feb. 28-March 4 (New York, N.Y.)

All Times Eastern | HOME GAMES in BOLD CAPS |

\* - Big Ten game

Associated Press rankings listed above.

### GAMEDAY MATCHUP

#### MARYLAND TERRAPINS

RECORD: 12-3, 1-1 Big Ten

Coach: Mark Turgeon (7th year at Maryland)

2017-18 Leading Scorer

#1 Anthony Cowan, So., G - 15.5 ppg

2017-18 Leading Active Rebounder:

#23 Bruno Fernando Fr., F - 6.1 rpg

2017-18 Assists Leader:

#1 Anthony Cowan, So., G - 4.5 apg

#### PENN STATE NITTANY LIONS

RECORD: 11-4, 1-1 Big Ten

Coach: Patrick Chambers (7th year at Penn State)

Starters Returning/Lost: 5/0

2017-18 Leading Scorer:

#10 Tony Carr, So., G - 18.9 ppg

2017-18 Leading Rebounder:

#24 Mike Watkins, RSo. F - 8.4 rpg

2017-18 Assists Leader:

#10 Tony Carr, So., G - 4.9 apg

### PROBABLE STARTERS

#	NAME	POS.	ELG.	PTS	REB	STAT	NOTES
11	Lamar Stevens	F	So.	14.1	7.1	2nd ppg/rpg	5-straight dbl-figure scoring games
24	Mike Watkins	F	R-So.	12.4	8.4	49 blks	7-straight games with 10+ points scored
10	Tony Carr	G	So.	18.9	4.8	ppg 2nd in B1G	12th career gm with 20+ pts w/21 vs. Coppin St.
23	Josh Reaves	G	Jr.	11.1	4.5	B1G steals leader	Nationally ranked for steals & A:T ratio (3.47)
33	Shep Garner	G	Sr.	11.3	1.9	262 career 3s	49.1 3FG pct in month of December (26-53)

### STAT COMPARISON

PS	STAT	MD
78.4	Scoring Average	78.1
64.2	Opponent Scoring Average	62.6
46.8	Field-Goal Percentage	49.1
40.8	Opponent Field-Goal Percentage	37.3
7.3	3-Pointers Per Game	8.2
38.7	3-Point Field Goal Percentage	39.5
34.3	Opponent 3-Point Field Goal %	27.6
69.8	Free Throw Percentage	74.9
37.8	Rebounds Per Game	40.4
32.7	Opponent Rebounds Per Game	29.9
14.9	Assists Per Game	15.0
13.7	Turnovers Per Game	16.4
9.4	Steals Per Game	4.9
6.3	Blocks Per Game	5.5

### SERIES RECORD

Penn State and Maryland have met on 21 previous occasions with the Terrapins holding a 12-9\* overall lead in the series. Penn State trails in the Big Ten competition 1-3 with the victory coming in the last meeting between the two teams on February 7, 2017, when the Nittany Lions topped the Terrapins 70-64 at the Bryce Jordan Center.

\*The 1938 contest is listed as a Penn State win, but accounts differ in whether or not the meeting was a game or exhibition.

Here are the details of the series:

**Series:** Maryland leads 12-9

**at College Park:** Maryland leads 6-1

**at University Park:** Penn State leads 7-2

**at neutral sites:** Maryland leads 4-1

*The detailed list of the all meetings is on page 3 of these notes.*

### NITTANY LIONS' RECORD

2017-18	Overall	H	A	N	OT
Overall	11-4	8-2	2-1	1-1	0-0
December	5-2	3-2	2-0	0-0	0-0
November	6-2	5-0	0-1	1-1	0-0

#### STREAKS:

**Overall** Last Win: 12-30 vs. Coppin State (88-43)

**W1** Last Loss: 12-22 vs. Rider (70-71)

**Home** Last Win: 12-30 vs. Coppin State (88-43)

**W1** Last Loss: 12-22 vs. Rider (70-71)

**Away** Last Win: 12-17 at George Mason (72-54)

**W2** Last Loss: 11-29-17 at N.C. State (78-85)

**Neutral** Last Win: 11-20-17 vs. Pittsburgh (85-54)

**L1** Last Loss: 11-21-17 vs. #16 Texas A&M (87-98)

### DETAILS

**WATCH:** BTN & BTN2Go

Dan Bonner and Kevin Kugler

**LISTEN:** Steve Jones (pxp)

& Dick Jerardi (analyst)

**Online** at GoPSUsports.com/lionvision

### OPENING TIP

The 88 points scored vs. Coppin State ranks as the highest total this season and most in a regulation game since Penn State had back-to-back 90-plus point games in December 2016.

The Nittany Lions scored 96 and 92, respectively, in wins vs. Morgan State (12/21/16) and 92 vs. St. John's (12/18/16), and recorded 102 in a three-overtime game at Indiana.

### QUICK HITS

• The Nittany Lions have scored 80 or more points seven times so far in the 2017-18 season.

## 2017-18 ROSTER & TEAM INFORMATION

#	NAME	POS.	ELG.	HT.	WT.	HOMETOWN	HIGH SCHOOL / LAST SCHOOL
1	Deivis Zemgulis	F	Jr.	6-6	220	Kaunas, Lithuania	St. Mary Ryken (Md.)
3	Satchel Pierce	F	Jr.	7-0	255	Baberton, Ohio	The Kiski School (Pa.)/Virginia Tech
4	Nazeer Bostick	G	So.	6-4	203	Philadelphia, Pa.	Roman Catholic
5	Jamari Wheeler	G	Fr.	6-1	170	Live Oak, Fla.	Rock School
10	Tony Carr	G	So.	6-5	204	Philadelphia, Pa.	Roman Catholic
11	Lamar Stevens	F	So.	6-8	226	North Wales, Pa.	Roman Catholic
20	Taylor Nussbaum	G	Fr.	6-2	175	South Salem, N.Y.	Cheshire Academy (Conn.)
21	John Harrar	F	Fr.	6-9	243	Wallingford, Pa.	Strath Haven
22	Grant Hazle	F	So.	6-5	192	Kingwood, Texas	Westbury Christian School
23	Josh Reaves	G	Jr.	6-4	210	Fairfax, Va.	Oak Hill Academy (Va.)
24	Mike Watkins	F	R-So.	6-9	254	Philadelphia, Pa.	Phelps School
33	Shep Garner	G	Sr.	6-2	196	Chester, Pa.	Roman Catholic
35	Trent Buttrick	F	Fr.	6-8	234	Bloomsburg, Pa.	Community School of Naples (Fla.)
44	Julian Moore	F	Gr.	6-10	248	Philadelphia, Pa.	Germantown Academy

### ► COACHING STAFF

Head Coach: Patrick Chambers (Philadelphia '94)  
 Associate Head Coach: Keith Urgo (Fairfield '02)  
 Assistant Coach: Dwayne Anderson (Villanova '09)  
 Assistant Coach: Jim Ferry (Keene State '90)  
 Director of Basketball Operations: Ross Condon (Villanova '07)  
 Director of Player Development: David Caporaletti (Philadelphia '93)  
 Director of On-Campus Recruiting: Nicholas Colella (Penn State '13)  
 Athletic Trainer: Jonathan Salazer (Penn State '93)  
 Strength Coach: Greg Miskinis (Penn State '08)

### ► PRONUNCIATIONS

BUTTRICK BUTT-rick  
 HARRAR Final R is silent, HERR-ah  
 Deivis ZEMGULIS Davis Zem-Goo-Liss  
 Kaunas CO-nuss

### ► THE UNIVERSITY

Name	The Pennsylvania State University
Location	University Park, Pa. 16802
Founded	1855
Enrollment	41,359 undergraduate, 47,261 (UP overall)
Nickname	Nittany Lions
Colors	Blue & White
Conference	Big Ten Conference
Division	NCAA Division I
Home Court (capacity):	Bryce Jordan Center (15,261)
President	Dr. Eric J. Barron
Athletic Director	Sandy Barbour
Deputy Athletic Director/COO	Phil Esten
Sport Administrator	Lynn Holleran
Ticket Office Phone	1-800-NITTANY

### ► BASKETBALL HISTORY

First Year of Basketball:	1897
No. of Seasons	121 (122nd)
All-Time Record	1,447 - 1,159
Record In BJC	219-135 (22nd Season)
NCAA Tourney Years (Record)	9 (9-11); Last: 2011
NIT Years (Record)	10 (22-9); Last: 2009 Champs
CBI Years (Record)	1 (1-1); Last: 2014

### ► COACHING STAFF

Head Coach	Patrick Chambers
Alma Mater	Philadelphia Univ. '94
Overall Record (yrs)	140-141 (8)
Record at Penn State (yrs)	98-113 (6)
Basketball Office	814-865-5494
Contact	814-863-3163 (SID)

Associate Head Coach Keith Urgo (Fairfield '02)  
 Assistant Coach Dwayne Anderson (Villanova '09)  
 Assistant Coach Jim Ferry (Keene State '90)  
 Director of Operations Ross Condon (Villanova '07)  
 Director of Player Development David Caporaletti (Philadelphia '93)  
 Director of On-Campus Recruiting Nicholas Colella  
 Athletic Trainer Jon Salazer  
 Strength & Conditioning Coach Greg Miskinis

### ► 2017-18 TEAM

Letterwinners Returning/Lost	9 / 4
Starters Returning/Lost	5 / 0
Newcomers	5*

\*includes Satchel Pierce who sat out 2016-17 to comply with NCAA transfer rules

2016-17	15-18 (H: 9-7; A: 3-7; N: 3-4)
2017 Big Ten Finish	6-12, t-12th
2017 Big Ten Tournament	1-1, Second Round W, Nebraska, 76-67 (ot) L, Michigan State, 51-78

Associate Director Strategic Communications/  
 MBB Contact: Rose Pietrzak Carter  
 E-Mail: rose@psu.edu  
 Office / Cell: 814-863-3163 / 814-441-8438  
 Twitter: @PennStateMBB & @GoPSURose

Assistant Director Strategic Communications/  
 MBB Secondary Contact: Jocelyn VerVelde  
 E-Mail: jocelyn@psu.edu  
 Cell: 814-876-2710

Strategic Communications Office: 814-865-1757  
 Bryce Jordan Center Press Row: 814-863-3294  
 Website: GoPSUsports.com

## THE 2017-18 NITTANY LIONS:

### ► BY STATE/COUNTRY

PENNSYLVANIA (8)

Nazeer Bostick

Trent Buttrick

Tony Carr

Shep Garner

John Harrar

Julian Moore

Lamar Stevens

Mike Watkins

FLORIDA (1)

Jamari Wheeler

NEW YORK (1)

Taylor Nussbaum

OHIO (1)

Satchel Pierce

TEXAS (1)

Grant Hazle

VIRGINIA (1)

Josh Reaves

LITHUANIA (1)

Davis Zemgulis

### ► BY ELIGIBILITY

GRADUATE (1)

Julian Moore

SENIORS (1)

Shep Garner

JUNIORS (3)

Satchel Pierce

Josh Reaves

Davis Zemgulis

SOPHOMORES (5)

Nazeer Bostick

Tony Carr

Grant Hazle

Lamar Stevens

Mike Watkins

FRESHMEN (4)

Trent Buttrick

John Harrar

Taylor Nussbaum

Jamari Wheeler

### ► BY HEIGHT

Satchel Pierce 7-0

Julian Moore 6-10

John Harrar 6-9

Mike Watkins 6-9

Trent Buttrick 6-8

Lamar Stevens 6-8

Davis Zemgulis 6-6

Tony Carr 6-5

Grant Hazle 6-5

Josh Reaves 6-4

Nazeer Bostick 6-4

Shep Garner 6-2

Taylor Nussbaum

Mike Watkins

Jamari Wheeler 6-2

Jamari Wheeler 6-1

### ► BY MAJOR

Nazeer Bostick: Undergraduate Studies

Trent Buttrick: Undergraduate Studies

Tony Carr: Recreation, Park,

& Tourism Management

Shep Garner: English

John Harrar: Undergraduate Studies

Grant Hazle: Biology

Julian Moore (graduate): Information

Systems Technology

Taylor Nussbaum: Undergraduate Studies

Satchel Pierce: International Politics

Josh Reaves: Criminology

Lamar Stevens: Business Management

Mike Watkins: Criminology

Jamari Wheeler: Undergraduate Studies

Davis Zemgulis: Food Science

- Penn State continues to rank as the Big Ten's top team in steals, now with 141 and 20 more than the league's second-place team, Illinois (121-15 games).

- Junior guard Josh Reaves, who averages 2.64 steals per game, good for 12th in the national rankings, has 133 career steals. The Fairfax, Va., native needs three more to tie for the No. 10 spot on Penn State's all-time list.

Senior guard Shep Garner is also positioned to enter the Nittany Lions' all-time steals chart with 130 career steals. He has led the Nittany Lions in that category in 33 games in his career.

- The latest kenpom.com rankings place Penn State 41st overall with a No. 15 rating for adjusted defense.

### SERIES VS. MARYLAND

**Overall series:** Maryland leads 12-9  
**at College Park:** Maryland leads 6-1  
**at University Park:** Penn State leads 7-2  
**at neutral sites:** Maryland leads 4-1  
**Big Ten games:** Maryland leads 3-1

Date	Location	PS Pts	M Pts	Result
12/3/1938	H	42	28	W
12/1/1960	A	47	64	L
12/2/1961	H	71	65	W
12/1/1962	A	62	61	W
12/7/1963	H	91	62	W
12/2/1964	A	71	72	L
12/1/1965	H	65	61	W
12/1/1966	A	53	76	L
12/2/1967	H	76	71	W
11/30/1968	A	56	66	L
12/1/1977	N	80	89	L
12/7/1978	N	61	69	L
12/3/1979	N	55	56	L
11/27/1982	N	97	79	W
12/6/1983	N	58	67	L
3/19/1990	H	80	78	W-NIT
12/1/2010	H	39	62	L
2/4/2015	A	58	64	L
2/14/2015	H	73	76	L
12/30/2015	A	64	70	L
2/7/2017	H	70	64	W

### B1G OPPONENTS

	All B1G Games	B10 Tourney	Overall
Illinois	13-28	0-3	16-28
Indiana	11-35	2-2	11-37
Iowa	15-27	1-1	16-29
Maryland	1-3	--	9-12
Michigan	11-33	2-1	12-34
Michigan St.	8-33	2-1	8-37
Minnesota	14-31	0-3	14-33
Nebraska	6-6	2-0	8-7
Northwestern	29-17	1-2	29-18
Ohio State	13-34	1-4	15-37
Purdue	11-34	0-2	12-35
Rutgers	3-2	--	40-31
Wisconsin	10-36	1-1	10-36
<b>TOTAL</b>	<b>145-319</b>	<b>12-20</b>	<b>200-374</b>

### DOUBLE-DIGITS IN DECEMBER

Penn State has reached double-digit wins by the calendar year end for the third time under coach Patrick Chambers and only the fourth time since 1997-98.

Season	Wins
2017-18	11
2015-16	10
2014-15	12
2008-09	12

### MARGINS OF EXCELLENCE

In the Patrick Chambers era, steady progress has been made in increasing the Nittany Lions' scoring and rebounding averages. In the most recent NCAA statistical rankings, Penn State enjoys its highest ranking in scoring margin at this point of the season at 35th for its +14.2 scoring margin.

On the rebounding side, the Nittany Lions are ranked 71st with a +5.1 margin, its second-highest ranking since the 2011-12 season.

### THREES HIGHER

The Nittany Lions had their highest three-point field goal total in the Patrick Chambers' era with 14 against Coppin State, one shy of the program-record 15 (Hartford, 2008; Purdue 2001).

When Penn State had 12 three-pointers at Iowa earlier this month, it was the highest total for the Nittany Lions in a Big Ten game since connecting on 14 vs. Northwestern in the BJC during the 2004-2005 season. It also matched the high mark for threes in a conference road game, previously recorded at Northwestern on February 8, 1998.

Since the 2011-12 season, Penn State has had 31 games with nine or more three-point field goals and since 2015-16 has registered 13 games with 10 or more three-point field goals.

Here's a look at the Nittany Lions' highest single-game totals since 2011-12:

1. 14	vs. Coppin State	12/30/17
2. 13	vs. St. John's	12/18/16
3. 12	at Iowa	12/2/17
4. 11	Indiana (3ot)	2/1/17
11	Colgate	11/23/16
11	Nebraska	2/25/16
11	Youngstown State	11/23/11
8. 10	12x, last vs. Binghamton	12/19/17
20. 9	12x, last vs. Oral Roberts	11/24/17

### DOUBLING UP, AGAIN

Josh Reaves (10 pts, 13 rebounds) and Lamar Stevens (10 pts, 11 reb) recorded the latest instance of two Nittany Lions with double-doubles in the same game vs. Rider (12/22). Stevens and Watkins teamed up for the feat at George Mason (12/17). Penn State now has had 33 instances of two players recording double-doubles in the same game.

The double-double statistics date back to the 1976-77 season and in that time period, only one known game with three players with double-doubles has occurred. Carvin Jefferson (16 pts,



## MEN'S BASKETBALL

# 100%

## NCAA GRADUATION SUCCESS RATE

5TH CONSECUTIVE YEAR

#CLIMBWITHUS

### MBB LEADS BIG TEN; POSTS FIFTH-STRAIGHT YEAR WITH 100% GSR


Penn State student-athletes continue to graduate well above their peers nationwide, delivering a record-tying academic performance, according to data announced by the National Collegiate Athletic Association (NCAA).

The NCAA's annual graduation rates study of institutions across the nation revealed Penn State student-athletes at the University Park campus earned a Graduation Success Rate (GSR) of 90 percent to tie the school's all-time record, previously set in the 2010 NCAA report. Nittany Lion students posted a 90 percent graduation rate compared to the 86 percent average for all Division I institutions for students entering from 2007-08 through the 2010-11 academic year.

The NCAA data revealed student-athletes from nine Penn State squads, including men's basketball, earned a Graduation Success Rate of 100 percent, an increase of two from last year's seven teams and up four from the 2015 total of five squads.

The men's basketball team had a perfect 100 percent GSR score for the fifth consecutive year and its graduation figure was 22 points higher than the Division I average (100 to 78 percent).

Image: JoonasSuotamo instagram



## CHEWBACCA... THE NITTANY LION

When Nittany Lion basketball student-athlete Joonas Suotamo included in his profile information that his dream job would be “any part of the movie industry,” he probably would have not believed he’d be playing one of the most recognizable roles of all time. When looking to cast for Chewbacca, Disney contacted the Finnish basketball team and found the perfect fit in Suotamo. The former forward is in two franchise movies, including the current No. 1 movie in the world, “Star Wars: The Last Jedi,” which opened Dec. 15, and “Solo: A Star Wars Story” opening May of 2018.

Check out this USA Today article to learn five things about Joonas Suotamo: [gopsu.info/USAToday5ThingsAboutJoonas](https://www.usatoday.com/story/sports/college/basketball/2018/05/08/joonas-suotamo-5-things-to-know/531117001/). The 2008 Penn State film studies graduate was also featured in this Pittsburgh Post-Gazette article [gopsu.info/PPG\\_walkingcarpet](https://www.post-gazette.com/stories/sports/college/2018/05/08/joonas-suotamo-walking-carpet/1157179/).

10 reb), Steve Kuhn (14 pts, 11 reb) and Chris Ericksen (14 pts, 19 reb) all had double-doubles vs. Memphis State (12/17/1976).

## SEVEN OPPONENTS UNDER 60

Coppin State became the seventh team in 2017-18 to be held to fewer than 60 points by the defensive-minded Nittany Lions.

On two occasions this season, Penn State kept back-to-back opponents from scoring more than 60 points as it allowed George Washington and George Mason only 54 points each. In November, the Nittany Lions held Fairleigh Dickinson and Montana to 57 points. Coppin State (43) and Oral Roberts (48) were both kept below 50 points.

Penn State is 9-1 in 2017-18 and was 11-0 in 2016-17 when keeping its opponents below 70 points. All six Big Ten wins in 2016-17 came when opponents were kept at or below 70 with two teams held under 60 points.

## FIVE FOR FIVE

The Nittany Lion starters all scored in double figures vs. Binghamton and all five had five or more field goals (6 FG – Stevens, Carr, Reaves; 5 FG – Garner, Watkins) for the first time since a November 19, 2013, game vs. La Salle at the Bryce Jordan Center. Against the Explorers on that date, Donovan Jack, Brandon Taylor and Ross Travis each had six field goals and Tim Frazier and D.J. Newbill had five each.

## FIRST THINGS FIRST

Penn State became the first Big Ten team to record a win in the 2017-18 season with a late afternoon tipoff time vs. Campbell.

With the Big Ten season-opening win at Iowa, Penn State had its first 1-0 start in conference play since the 2010-11 season.

## PLAYER ACCOMPLISHMENTS

Scoring 10+	14-15	15-16	16-17	17-18	Car
Shep Garner	15	23	21	9	68
Tony Carr			26*	12	38
Lamar Stevens			21	12	33
Mike Watkins			16	10	26
Josh Reaves		6	6	10	22
Julian Moore	1	3	1		5
Satchel Pierce			--	1	3
Nazeer Bostick			--	3	3
Jamari Wheeler				1	1
Deivis Zemgulis		1	--		1

Rebounds 10+	14-15	15-16	16-17	17-18	Car
Mike Watkins			9	5	14
Tony Carr			2		2
Lamar Stevens			--	2	2
Josh Reaves		1	--	1	2
Julian Moore	--	1	--		1

DOUBLE-DOUBLES	16-17	17-18	Car
Mike Watkins	8*	4	12
Tony Carr	2		2
Lamar Stevens	--	2	2

Points 20+	14-15	15-16	16-17	17-18	Car
Shep Garner		11	5	1	17
Tony Carr			7	5	12
Lamar Stevens			5	4	9
Josh Reaves			2		2
Mike Watkins			1	1	2

Points 30+	14-15	15-16	16-17	17-18	Car
Shep Garner		1	--		1
Tony Carr			--	2	2

## LED TEAM IN

SCORING	14-15	15-16	16-17	17-18	Car
Shep Garner	1	11	7	2	21
Tony Carr			8	7	15
Lamar Stevens			8	4	12
Mike Watkins			4	1	5
Josh Reaves			3		3
Jamari Wheeler			--	1	1
Nazeer Bostick			--	1	1
Julian Moore		1			1
Satchel Pierce			--		1 <sup>VT</sup>

REBOUNDING	14-15	15-16	16-17	17-18	Car
Mike Watkins			21	6	27
Lamar Stevens			7	4	11
Tony Carr			7	2	9
Shep Garner	2	4	2		8
Julian Moore		5	2		7
Josh Reaves		2	2	2	6
Jamari Wheeler			--	2	2
Deivis Zemgulis		1	--		1

ASSISTS	14-15	15-16	16-17	17-18	Car
Shep Garner	12	22	6	1	41
Tony Carr			23	7	30
Josh Reaves		9	6	5	20
Lamar Stevens			2	1	3
Jamari Wheeler			--	2	2
Julian Moore		2	--		2
Mike Watkins			1		1

BLOCKS	14-15	15-16	16-17	17-18	Car
Mike Watkins			27	13	40
Julian Moore	3	5	5		15
Josh Reaves		6	5		11
Lamar Stevens			5	4	9
Tony Carr			1		1
Nazeer Bostick			1		1

STEALS	14-15	15-16	16-17	17-18	Car
Josh Reaves		10	18	8	36
Shep Garner	8	15	8	2	33
Lamar Stevens			7	2	9
Tony Carr			4	2	6
Mike Watkins			5		5
Nazeer Bostick			2	1	3
Julian Moore		2			2
Jamari Wheeler			--	4	4

\*Penn State freshman record

## CENTENNIAL GAMES

On a team dominated with youth, two Nittany Lions have eclipsed the century mark for games played. Senior Shep Garner played in his 100th game as a Nittany Lion in the season opener vs. Campbell and is now at 114. Graduate student Julian Moore reached the 100-game milestone at the end of the 2016-17 season and now has played in 116 games which is 26th on the NCAA Division I active career leaders list.

## BLOCK PARTY

Redshirt sophomore Mike Watkins has 49 of the Nittany Lions' 95 blocked shots on the year, a total that has Penn State ranked sixth nationally for total blocked shots and 10th for blocked shots per game (6.3).

Individually, Watkins is second among active NCAA Division I career leaders with 2.93 per game. His 2017-18 numbers place him sixth nationally (46 total blocks and 3.54 per game).

## SWAT-KINS

With his second of four blocks against Rider, Mike Watkins moved into the No. 3 spot on Penn State's career blocked shots list. The Philadelphia, Pa., native, who contributed 90 blocked shots to Penn State's record team total of 182 in 2016-17, now has 139 for his career. He is second among the NCAA active career leaders with 2.96 per game.

### CAREER BLOCKED SHOTS

	BLK	BPG	
1.	428	3.8	Calvin Booth, 1995-99
2.	191	2.3	John Amaechi, 1993-95
3.	<b>139</b>	<b>2.96</b>	<b>Mike Watkins, 2017-present</b>

## REAVES, PRINCE OF THIEVES

Junior Josh Reaves currently ranks in the NCAA top 10 individually for total steals (9th-37) and top 15 for steals per game (12th-2.64). His defensive contributions have helped Penn State to a No. 9 national ranking with 141 total steals and No. 11 rank in steals per game (9.4).

He has 133 career steals to date and needs three more to enter Penn State's career top-10 list. The No. 10 spot is currently held by Jarrett Stephens (1996-2000) with 136. His 128 total ranks him 35th on the NCAA list of active career leaders. His 1.93 career per game average places him 15th on the NCAA list of active career leaders.

Reaves had 60 steals in 2016-17, a total that was just on the outside of Penn State's single-season chart at 11th, quite an accomplishment since Reaves missed six games to start the season.

## GARNER NOW 13TH IN SCORING

Shep Garner moved to No. 13 on Penn State's all-time scoring list after leading the Nittany Lions with 18 points vs. Rider. He added nine more points against Coppin State for his current 1,352 career total. Garner finished his junior season with 1,183 points for 21st on the career chart.

	PTS	FGM	3FG	FTM	
1.	2,213	722	317	452	Talor Battle, 2008-11
2.	2,138	738		662	Jesse Arnelle, 1952-55
3.	1,986	615	308	448	Joe Crispin, 1998-01
4.	*1,812	627	127	431	D.J. Newbill, 2013-15
5.	1,605	525	332	223	Pete Lisicky, 1995-98
10.	1,459	532	172	224	Tom Hovasse, 1986-89
11.	1,372	539	6	288	Jarrett Stephens, 1996-00
12.	1,369	413	206	337	Titus Ivory, 1997-01
13.	<b>1,352</b>	<b>443</b>	<b>262</b>	<b>204</b>	<b>S.Garner, 2014-present</b>

## PENN STATE CAREER 20-PLUS POINT GAMES

### Shep Garner (17)

30 at Boston College, 12/2/2015  
26 vs. Columbia, 11/17/2017  
26 vs. Colorado, 12/22/2015  
25 vs. Albany, 11/11/2016  
25 vs. Ohio State, 3/10/2016  
24 vs. Rutgers, 2/4/2017  
22 vs. Illinois, 3/6/2016  
22 at Michigan State, 2/28/2016  
22 vs. Nebraska, 2/25/2016  
22 vs. Michigan (MSG), 1/30/2016  
22 at George Washington, 12/8/2015  
21 vs. St. John's, 12/18/2016  
20 vs. Minnesota, 1/5/2016  
20 vs. Cincinnati, 11/20/2016  
20 vs. Ohio State, 2/28/2017  
20 at Rutgers, 2/20/2016

### Tony Carr (12)

33 vs. Campbell, 11/10/2017  
31 vs. Texas A&M, 11/21/2017 >>  
29 at N.C. State, 11/29/2017  
24 vs. Indiana, 1/18/2017  
23 at Indiana (3ot), 2/1/2017 \*\*  
21 vs. Coppin State, 12/30/2017  
21 vs. Purdue, 2/21/2017  
21 vs. Ohio State, 2/28/2017  
20 vs. Fairleigh Dickinson, 11/12/2017  
20 at Minnesota, 2/25/2017  
20 vs. Duke, 11/19/2016  
20 vs. Duquesne, 11/13/2016 \*\*

### Lamar Stevens (9)

26 at Indiana (3ot), 2/1/2017 \*\*  
25 vs. Montana, 11/15/2017  
25 vs. Texas A&M, 11/21/2017 >>  
25 vs. Maryland, 2/7/2017  
24 vs. Duquesne, 11/13/2016 \*\*  
23 at George Mason, 12/17/17  
22 at Iowa, 12/2/2017  
21 at Illinois, 2/11/2017  
20 vs. Morgan State, 12/21/2016

### Josh Reaves (2)

25 at Iowa, 3/5/2017  
22 vs. Northwestern, 12/27/2016

### Mike Watkins (2)

22 vs. Wisconsin, 12/4/2017  
20 at George Washington, 11/26/2016

\*\* Carr and Stevens scored 20+ points in the same game in 2017-18

>>Carr and Stevens scored 20+ points in the same game in 2016-17

## PENN STATE CAREER 30-PLUS POINT GAMES

### Tony Carr (2)

33 vs. Campbell, 11/10/2017  
31 vs. Texas A&M, 11/21/2017

### Shep Garner (1)

30 at Boston College, 12/2/2015



## NEW FACES, THE SEQUEL

Coach Patrick Chambers and the Penn State Men's Basketball program welcomed new Nittany Lions Myles Dread and Rasir Bolton to the family on November 8 when the pair signed their National Letters of Intent to enroll at Penn State and play for the Nittany Lions. The full press release is available here: [gopsu.info/MBBDreadBolton](http://gopsu.info/MBBDreadBolton).

## NITTANY LIONS RECORD WHEN

At home	8-2
On road	2-1
Neutral	1-1
vs. Top-25 teams	0-1
Leading at the half	11-1
Trailing at the half	0-3
Lead w/ 5:00 to play	11-1
Trail w/ 5:00 to play	0-3
In overtime(s)	--
Wearing white (at home)	7-1
Wearing white (as visiting team)	0-1
Wearing gray	0-1
Wearing blue	3-1
Wearing pink and black	1-0
Game decided by 1-5 pts	1-2
Game decided by 6-10 pts	0-1
Game decided 11-15 pts	4-1
Game decided by 16+ pts	6-0
PSU scores < 60 points	--
PSU scores 60-69 pts	0-1
PSU scores 70-79 pts	5-2
PSU scores 80-89 pts	6-1
PSU scores 90+ pts	--
PSU scores 100+ pts	--
Opp. scores < 60 pts	7-0
Opp. scores 60-69 pts	2-1
Opp. scores 70-79 pts	2-1
Opp. scores 80-89 pts	0-1
Opp. scores 90-99 pts	0-1
Opp. scores 100+ pts	--
1 PSU player scores 10+	--
2 PSU players score 10+	1-1
3 PSU players score 10+	2-2
4 PSU players score 10+	3-0
5 PSU players score 10+	4-1
6 PSU players score 10+	1-0
PSU outrebounds opp.	9-2
Opp. outrebounds PSU	2-2
PSU has more turnovers	1-3
Opp. has more turnovers	9-1
Turnovers are equal	1-0
FG% over 40%	10-3
FG% less than 40%	1-1
Opp. FG% over 40%	4-4
Opp. FG% less than 40%	7-0
PSU outshoots opp.	8-1
Opp. outshoots PSU	2-3
In November	6-2
In December	5-2
In January	--
In February	--
In March	--
On Sunday	2-0
On Monday	1-1
On Tuesday	1-1
On Wednesday	1-1
On Thursday	--
On Friday	3-1
On Saturday	3-0



### THE "CLIMB" CONQUERED

Coach Patrick Chambers led more than 20 members of the "Legion of Blue" student section, the Nittany Lion mascot, media and staff members to the top of Mount Nittany in September.

Tied into the Nittany Lions' social media hashtag #ClimbWithUs, the hike covered 1.2 miles round trip and reached an elevation of 1,900 feet. The top of Mount Nittany offers views of the Bryce Jordan Center, Beaver Stadium, the University Park campus and State College.

### FOR THREEEEEEEEEE.....

Garner is also moving up the Nittany Lions' rankings for career three-point field goals made. Garner connected on 82 treys in 2016-17, which placed him 10th on the single-season list. With 46 this season for 262 in his career, Garner has a hold on the No. 4 spot. He also ranks fourth for Penn State in all-time attempts with 723. With his 262 career made three-pointers, Garner moved up to ninth on the NCAA Division I active career leader list.

#### CAREER 3-POINT FIELD GOALS

	3FG	3FGA	PCT	
1.	332	829	40.0	Pete Lisicky, 1994-98
2.	317	930	34.1	Talor Battle, 2008-11
3.	308	885	34.8	Joe Crispin, 1998-2001
4.	262	723	36.2	Shep Garner, 2014-present
5.	221	579	38.2	Danny Morrissey, 2005-09

### "STEALING" ANOTHER CAREER SPOT

Garner is also moving up on another Penn State statistical career list -- for steals. He has 130 and needs six more steals to tie Jarrett Stephens for the No. 10 spot. His current total ranks him 37th among the NCAA Division I active career leaders.

### KING WHEELER

Freshman Jamari Wheeler has provided a spark for the Nittany Lions, averaging 19.1 minutes of action per game this season. He tied his career-best with seven rebounds vs. Coppin State and had a career-best and team season-high six steals at George Mason. Wheeler and is ranked second in the conference for total steals behind teammate Josh Reaves. His 29 steals are good for a national ranking of 41st.

Over a three-game span including two at the Legends Classic, the Live Oak, Fla., native went 8-12 (66.7 %) from the field, dished out six assists and had eight steals and a block. Against 16th-ranked Texas A&M, Wheeler had two steals that lead directly to layups in the second half, the second punctuating a Penn State rally to trim the Aggie lead to five.

Against Oral Roberts, Wheeler started out quickly with six points and two steals in his first four minutes of play. He finished with a game-high and career-high 14 points and led the Nittany Lions with seven rebounds, and five steals. In that game, he had five career bests on the day and tied his career total with four assists. He also recorded his first career three-point field goal as a Nittany Lion.

### STAYING ON TOP

Mike Watkins not only set the Penn State freshman mark for rebounds, he also claimed the top spot for career field goal percentage at 59.0 percent following his rookie campaign. In the games in the month of December, Watkins is 42-63 for a 66.7 field goal percentage from the field. That combined performance has moved his career percentage to 61.7.

#### CAREER FG PERCENTAGE

	PCT	FGM	FGA	
1.	61.7	201	326	Mike Watkins, 2016-present
2.	58.3	539	924	Jarrett Stephens, 1996-00
3.	54.6	301	551	Andrew Jones, 2008-11
4.	54.2	162	299	Sasa Borovnjak, 2009-13
5.	53.9	489	907	Ed Fogell, 1986-90

### CARR'S FRESHMAN 26

Tony Carr scored in double figures 26 times during his freshman season -- another Penn State rookie record to his credit. In addition to

his 139 assists in 2016-17, he topped Jesse Arnelles (23) for most games with 10 or more points in a freshman season.

## CARR'S FRESHMAN 28

When Carr was asked during media day if he had gained 28 pounds in the offseason, the Philadelphia, Pa., native was quick to quip that he gained 28 pounds of *muscle* to his frame, now weighing in, literally, at 204 for his sophomore season.

## MINUTE BY MINUTE

An injury at the end of 2016-17 sidelined sophomore guard Nazeer Bostick for the remainder of the season, just as his minutes on the floor were increasing. Bostick has been first off the bench in seven and has two starts this season. The Philadelphia, Pa., native had his first career start against Columbia (11-17) and played a career-high 35 minutes, producing 10 points and a career-best eight rebounds. Against Pittsburgh, he had 10 points with four assists and four steals with no turnovers. He shared the team scoring lead with Jamari Wheeler with 14 points against Oral Roberts (11-24).

## 20/20 TIMES 2

Tony Carr (31) and Lamar Stevens (25) replicated a tandem of 20-plus point efforts against 16th-ranked Texas A&M (11/21/17) when they both scored 20-plus points in a game. The tandem accomplished the feat two times, the first time against Duquesne (11/13/16) and again in the three-overtime game at Indiana (2/1/2017).

With Stevens' and Carr's 20-plus points in November 2016, it marked the first time since March 15, 1989 that two Penn State freshmen posted 20 or more points in the same game, when Freddie Barnes (24) and Monroe Brown (32) pulled off the feat against Murray State in

the opening round of the NIT.

## PHILLY SIX NOW SEVEN

With the addition of freshman John Harrar from Wallingford, seven Nittany Lions on the 2017-18 roster hail from the Philadelphia area. Nazeer Bostick, Tony Carr, Shep Garner and Lamar Stevens represent Roman Catholic High School. Mike Watkins is from The Phelps School and Julian Moore is from Germantown Academy.

## NITTANY LION RETURNS

Penn State men's basketball coach Patrick Chambers announced in December 2017 that alumnus and four-year Nittany Lion letterman, Jarrett Stephens '00, will be working with the program as a consultant.

Stephens, who played from 1996-2000, will assist student-athletes in student development areas, which include life skills development, the transition from high school to college, life after college, and community engagement.

Stephens completed his Penn State career at No. 5 on the Nittany Lions' all-time scoring list with 1,372 career points and was eighth with 703 career rebounds. He held the top spot in career field goal percentage at 58.3 for 17 years until current redshirt sophomore forward Mike Watkins claimed the No. 1 spot following the 2016-17 season.

Penn State's first-ever consensus first-team All-Big Ten selection, Stephens was an All-Big Ten Tournament and All-NIT Finals pick as well as a USWBA All-Region choice. Following his collegiate career, Stephens played professionally for nearly a decade with teams in Europe and South America.

## NCAA / Big Ten Statistical Rankings top 80 // games through 12-30-2017

TEAM	NCAA Rank	BT Rank
Total Blocks	95	6
Total Steals	141	9
Blocked Shots Per Game	6.3	10
Steals Per Game	9.4	11
Scoring Defense	64.2	31
Scoring Margin	14.2	35
Turnovers Forced	16.67	34
Total Rebounds	567	42
Turnover Margin	2.9	48
3-Pt. FG Pct.	38.7	60
Field Goal Pct. Defense	40.8	69
Rebound Margin	5.1	71
Total Assists	223	76
Free Throws Made	222	79

INDIVIDUAL	NCAA	BT
<b>Total Blocks</b>		
Mike Watkins	49	5
<b>Blocked Shots Per Game</b>		
Mike Watkins	3.50	6
<b>Field Goal Percentage</b>		
Mike Watkins	67.0	9

<b>Total Steals</b>		
Josh Reaves	37	9
Jamari Wheeler	29	41

<b>Steals Per Game</b>		
Josh Reaves	2.64	12
Jamari Wheeler	1.93	60

<b>Assist to Turnover Ratio</b>		
Josh Reaves	3.47	15
Tony Carr	2.46	68

<b>3-pt. FG Made</b>		
Shep Garner	46	18

<b>3-pt. FG Made Per Game</b>		
Shep Garner	3.07	53

<b>Defensive Rebounds Per Game</b>		
Mike Watkins	6.64	40

<b>Total Rebounds</b>		
Mike Watkins	118	65

<b>Points Per Game</b>		
Tony Carr	18.9	69

<b>Double Doubles</b>		
Mike Watkins	4	80



## BASKETBALL IN THE BAHAMAS

Penn State traveled to the Bahamas for its foreign tour trip during the summer of 2017. While the Nittany Lions went 2-0 on their trip, including a double-overtime thriller in the first contest, they also got to experience some of the activities and culture of the islands. Coach Chambers, staff members and several players conducted a clinic on a nearby island on one of the first days after arrival.

NCAA champion, Olympian and Penn State alumnus Mike Sands, who now serves as the president of the Bahamas Association of Athletic Associations, was on hand for in the Nittany Lions' first win and visited with members of the coaching staff after the game.

An afternoon of snorkeling off the coast was scheduled as a break from practices and games and the team also met a group of elaborately costumed Junkanoo musicians playing traditional rhythms with trumpets, drums and percussion instruments.

## RETURNING FIREPOWER

Penn State is one of 16 teams in the nation that returned 70 percent or more of its scoring, rebounding and assists from 2016-17.

Team	2016-17 Percentages		
	Pts	Reb	Assts
Bradley	96.8	95.8	98.4
Colgate	93	93.5	90.1
Cornell			
Hawai'i	71	75	77
Idaho	84.8	74.6	81.5
Iowa	73.7	82	77
Minnesota	87.1	91.8	90.9
Navy	82	73	87
No. Kentucky	77	84	84
Oakland	82	82	82
<b>Penn State</b>	<b>80.8</b>	<b>87.8</b>	<b>81.8</b>
Saint Joseph's	89	82	88
Seton Hall	90.5	89.8	72
SFA	75	84.1	70.7
USC	97.9	96.6	99.3
Wichita State	91.2	91.2	83.5

## SCORE BY THE NUMBERS

Five of the six top scorers from a year ago return for Penn State in 2017-18, accounting for 77 percent of the team's total points last season. The 2016-17 freshmen trio of Tony Carr (13.2 ppg), Lamar Stevens (12.7 ppg) and Mike Watkins (7.7 ppg) contributed nearly half of the points.

## BIG WINS

Penn State won a combined 13 Big Ten games in back-to-back seasons for just the seventh time in 25 years of Big Ten play. The Nittany Lions have had at least six league wins in consecutive years just three times previously. (93-95, 94-96 and 07-09). Penn State's January 1, 2017 win over Rutgers marked its earliest Big Ten win since the 2010-2011 season prior to the December 2, 2017 win at Iowa in 2017-18.

## EVERY DAY OF THE WEEK

Penn State will play at least one scheduled basketball game on every day of the week during the 2017-18 season. Big Ten games also, for the first time ever, span the week. The Nittany Lions play Northwestern (1/5/18) in the BJC for their first-ever Friday regular season conference game at home.

## AND FIVE TIMES ON SUNDAY

Five Nittany Lion games are slated for Sundays, two during the nonconference portion of the schedule versus Farleigh Dickinson (11/12) in the BJC and at George Mason (12/17). The remaining three Sunday games are against league opponents, take place in February, and all are on the road (2/11 at Illinois, 2/18 at Purdue and 2/25 at Nebraska).

## NEW TO THE NITTANY LIONS

Four teams, Oral Roberts, Binghamton, Campbell and Montana, were first-time opponents for Penn State. The Nittany Lions went 4-0 against first-time opponents after defeating Campbell in the opener and Montana and Oral Roberts in the Legends Classic University Park Regional games. Coach Chambers faced Binghamton four times at Boston University with now has a 5-0 record against the Bearcats after Penn State's December 19 win.

## THE HOMESTAND

Penn State started the 2017-18 season with four home games over the span of eight days -- all at the Bryce Jordan Center. This opening homestand is the longest in coach Patrick Chambers' tenure -- previously three to tipoff the 2011-12 season -- and matches Penn State's four-game homestand to open the 2010-11 campaign. The Nittany Lions started 2-0 with wins over Campbell (86-75), scoring the most points in a season opener since the 2000-01 campaign, and Fairleigh Dickinson, notable for Penn State as it broke the BJC record for steals in an individual men's game with 18.

The Nittany Lions defeated Montana as part of the Progressive Legends Classic University Park Regional to improve their record to 3-0. Penn State topped Oral Roberts November 24 to close the homestand at 4-0.

## REGISTRATION FOR ALUMNI WEEKEND NOW OPEN

### Long-time Equipment Manager Mitch Stover to Serve as Honorary Captain for Iowa Game



The Penn State men's basketball program will celebrate alumni weekend Friday-Saturday, February 2-4, 2018. Mitch Stover, who has served as the equipment manager for the Nittany Lion basketball program for 23 years, has been selected as the honorary captain for the Penn State-Iowa game on February 3. All former Penn State men's basketball student-athletes and their families are invited back to campus for this fun-filled weekend.

"I have been blessed and honored to have worked with this team and in this athletics department," said Stover, who is planning on retiring at the end of this season. "It has been a privilege to have been a part of this incredible University for more than 36 years."

In addition to the game, a full slate of events is scheduled for the weekend with a Friday evening social, Saturday pre-game event in

the Bryce Jordan Center, alumni pickup game, the Lady Lions game vs. Michigan State on Feb. 4, and other activities. Tipoff for the Iowa game will be announced closer to the date of the contest, but will be either 6 p.m. or 8 p.m. Final event times will be determined once game time is set.

"Having our alumni back on campus is always a great experience," said Coach Patrick Chambers. "This year is even more special in that we all have the opportunity to honor and thank Mitch Stover for his 20-plus years of selfless service to this program."

For additional information, weekend registration information and to receive codes for the guaranteed hotel rate at the Nittany Lion Inn or The Penn Stater, please contact Wendy Miller at [wem4@psu.edu](mailto:wem4@psu.edu) or 814-865-5494.



**THE WINS**

Penn State has had 15 or more wins in each of the last four years. The Nittany Lions had not previously reached at least 15 wins in four-consecutive seasons since joining the Big Ten Conference. The Lions also have at least eight regular-season, non-conference wins in each of Chambers' six seasons.

**THE HEARTBREAKERS**

The one-point loss to Ohio State at the BJC was Penn State's seventh Big Ten game in 2016-17 that was decided in overtime or by one possession. Five of last season's conference losses were decided by five points or less: at Michigan (-3, 69-72); Indiana (-3, 75-78); Rutgers (-2, 68-70); Purdue (-4, 70-74 ot) and Ohio State (-1, 70-71).

**AND UNDER 40**

The Nittany Lions were 9-1 in 2016-17 when holding opponents under 40 percent shooting from the field. The lone loss was to then-No. 14 Purdue, who shot 39.7 percent Feb. 21 in the BJC.

With a 7-0 mark so far in 2017-18 when Penn State holds an opponent under 40 percent from the field, the Nittany Lions are now 62-18 record under head coach Patrick Chambers.

**TOPS IN TURNOVERS**

Penn State led the Big Ten in forced turnovers in 2016-17. PSU opponents averaged 14.8 turnovers on the season and 14.5 in Big Ten play. Opponents had the same or more turnovers in all but four games.

**ROOKIE MAJORITY**

Penn State's 2016-17 season-opening lineup featured three players with freshman eligibility: Tony Carr, Lamar Stevens and Mike Watkins. It is the first time in program history three rookies have started in the season opener, and the first time at least three freshmen have started in any game since the final three games of the 2007-08 season.

The 2016-17 season opener was the third consecutive featuring at least one true freshman in the starting lineup with Josh Reaves starting last season and Shep Garner in 2014-15.

**RANKED FOES TESTED IN BJC**

Penn State won four-consecutive games against ranked teams in the Bryce Jordan Center: No. 21 Maryland (2/7/2017), No. 24 Minnesota (1/14/2017), No. 4 Iowa (2/17/16) and No. 22 Indiana (2/6/2016).

Seven of Chambers' eight wins over ranked teams have come in front of a home crowd at the BJC.

**SHARE THE LOVE**

Seven players led the team in scoring at least once in 2016-17 and six players combined for 24 outings with 20 or more points. According to research conducted by Memphis, Penn State, UMass and Memphis were the only schools

with six players to tally at least 20 points in a game in 2016-17.

**NEW PLACES**

Penn State guard and alumnus Tim Frazier (2009-14), who spent the 2016-17 season with the NBA's New Orleans Pelicans, was acquired by the Washington Wizards on the eve of the league's 2017 draft. In his final 15 games of last season, he dished out 76 assists while only committing 10 turnovers. Nittany Lion D.J. Newbill inked a new contract for 2017-18 and will play with the NBL's New Zealand Sky City Breakers.

Other Nittany Lion alumni will compete for new teams this year as Talor Battle is now with Petrol Olimpija in Ljubljana, Slovenia and both Brandon Taylor (Jamtland, Sweden) and Donovan Jack (Bayer Giants Leverkusen) signed with new clubs in August.

**THE PENN STATE COACHES SHOW PRESENTED BY PEPSI**

"The Penn State Coaches Show Featuring Patrick Chambers Presented by Pepsi" began this week with the program broadcast live on 40-plus affiliates and on LionVision on GoPSUsports.com. The one-hour program at Primanti Bros. takes place every Thursday at 6:05 p.m. Fans are welcome to attend in person or listen live on LionVision on GoPSUsports.com.

In addition to Chambers, "The Penn State Coaches Show" will include segments with various coaches from other Penn State teams and athletics administrators. Guests of "The Penn State Coaches Show Presented by Pepsi" will answer questions from fans at Primanti Bros. and online. Fans can submit questions at [www.GoPSUsports.com/askthecoach](http://www.GoPSUsports.com/askthecoach).

Steve Jones, the radio play-by-play voice of the Nittany Lion basketball and football teams, is host of "The Penn State Coaches Show Presented by Pepsi" and will be joined by Roger Corey, who also hosts the Penn State Sports Network's football pre-game Tailgate Show. Jeff Tarman is the producer of the show.

"The Penn State Coaches Show Featuring Patrick Chambers Presented by Pepsi" can be heard live on stations throughout Pennsylvania as well as New York City. Games and all programs are available live and as encore broadcasts for free online on LionVision and on the GoPSUsports mobile app.

The Penn State Sports Network is syndicated by Penn State Sports Properties, a property of Learfield Sports.

Catch the encore presentations here:  
 Nov. 30 -- [gopsu.info/MBBCoachesShow1130](http://gopsu.info/MBBCoachesShow1130)  
 Dec. 7 -- [gopsu.info/MBBCoachesShow127](http://gopsu.info/MBBCoachesShow127)  
 Dec. 14 -- [gopsu.info/MBBCoachesShow1214](http://gopsu.info/MBBCoachesShow1214)  
 Dec. 21 -- [gopsu.info/MBBCoachesShow1221](http://gopsu.info/MBBCoachesShow1221)

More than 40 radio stations in Pennsylvania and New York will carry Nittany Lion Basketball games during the 2017-18 season. Radio announcer Steve Jones, in his 36th year with Penn State, will handle the play-by-play with USBWA Hall of Famer Dick Jerardi of the Philadelphia Daily News serving as analyst. Broadcasts begin 30 minutes prior to tip-off with the "Penn State Bookstore Pre-game Show." Broadcasts conclude with the PA Propane Association Postgame Show post-game show featuring coach and player interviews, game statistics and scores from around the nation.

Broadcasts are also available on SiriusXM with channels for each game announced in game notes. A station carrying a partial schedule is denoted with an asterisk (\*).

City/Market	Station	Signal
Allentown/Bethlehem/		
Easton*	WAEB	790-AM
Altoona	WVAM	1430-AM
Apollo	WAVL	910-AM
Avoca	WILK	103.1-FM
Bedford	WAYC	1600-AM
Bradford	WAGL	103.9-FM
Bradford	WAGL	99.1-FM
Clarion	WCCR	92.7-FM
Clearfield	WCPA	900-AM
Corry	WWCB	1370-AM
Coudersport	WAGL	103.9-FM
Coudersport	WAGL	99.1-FM
Erie	WPSE	1450-AM
Erie	WPSE	107.1-FM
Greensburg	WAVL	98.7-FM
Harrisburg	Sports Radio	96.5-FM
Harrisburg	Sports Radio	95.3-FM
Harrisburg	Sports Radio	1400-AM
Harrisburg	Sports Radio	93.5-FM (HD)
Hazleton	WKZN	1300-AM
Kane	WAGL	103.9-FM
Kane	WAGL	99.1-FM
Lansdale	WNPV	1440-AM
Lebanon	WLBFR	1270-AM
Lewistown	WLIU	670-AM
Lewistown	WLIU	92.9-FM
New York Metro*	WVNJ	1160-AM
Oil City	WKQW	96.3-FM
Oil City	WKQW	1120-AM
Philadelphia	WNTP	990-AM
Philadelphia		
(if conflicts on WNTP)	WFIL	560-AM
Pittsburgh	KQV 1410-AM	
Pottsville	WPPA	1360-AM
Reading	WIOV	1240-AM
Reading	WIOV	98.5-FM
Scranton	WBZU	910-AM
Smethport	WAGL	103.9-FM
Smethport	WAGL	99.1-FM
State College	WQWK	1450-AM
Sunbury	WKOK	1070-AM
Towanda	WTTC	1550-AM
Troy	WTZN	1310-AM
Tyrone	WTRN	1340-AM
Tyrone	WTRN	100.7-FM
Wilkes-Barre	WILK	980-AM
Williamsport	WRAC	1400-AM
York / Red Lion	WGLD	1440-AM

## 2017-18 PENN STATE & OPPONENT HIGHS & LOWS

### PENN STATE TEAM HIGHS

POINTS	88	COPPIN STATE, 12/30/17
	87	vs. Texas A&M, 11/21/17
	86	ORAL ROBERTS, 11/24/17
	86	CAMPBELL, 11/10/17
	85	vs. Pittsburgh, 11/20/17
FIELD GOALS MADE	34	vs. Pittsburgh, 11/20/17
	32	ORAL ROBERTS, 11/24/17
FIELD GOAL ATTEMPTS	67	at NC State, 11/29/17
	67	FAIRLEIGH DICKINSON, 11/12/17
FG PERCENTAGE	.576, 34-59	vs. Pittsburgh, 11/20/17
	.574, 31-54	BINGHAMTON, 12/19/17
3 PT FG MADE	14	COPPIN STATE, 12/30/17
	12	at Iowa, 12/2/17
3 PT FG ATTEMPTS	28	COPPIN STATE, 12/30/17
	23	3x, last RIDER, 12/22/17
3 PT FG PERCENTAGE	.588, 10-17	BINGHAMTON, 12/19/17
	.522, 12-23	at Iowa, 12/2/17
FREE THROWS MADE	33	CAMPBELL, 11/10/17
	21	WISCONSIN, 12/4/17
FREE THROW ATTEMPTS	41	CAMPBELL, 11/10/17
	28	vs. Texas A&M, 11/21/17
FT PERCENTAGE	.840, (21-25)	WISCONSIN, 12/4/17
	.818, 9-11	at Iowa, 12/2/17
	.818, 18-22	COLUMBIA, 11/17/17
REBOUNDS	44	CAMPBELL, 11/10/17
	43	at NC State, 11/29/17
ASSISTS	22	COPPIN STATE, 12/30/17
	19	at Iowa, 12/2/17
STEALS	18	FAIRLEIGH DICKINSON, 11/12/17
	14	ORAL ROBERTS, 11/24/17
	14	vs. Texas A&M, 11/21/17
BLOCKED SHOTS	13	WISCONSIN, 12/4/17
	12	RIDER, 12/22/17
TURNOVERS	23	FAIRLEIGH DICKINSON, 11/12/17
	18	at NC State, 11/29/17
FOULS	29	at NC State, 11/29/17
	24	CAMPBELL, 11/10/17

### PENN STATE TEAM LOWS

POINTS	63	WISCONSIN, 12/4/17
	70	RIDER, 12/22/17; MONTANA, 11/15/17
	72	at George Mason, 12/17/17
	74	GEORGE WASHINGTON, 12/9/17
	77	at Iowa, 12/2/17
FIELD GOALS MADE	20	WISCONSIN, 12/4/17
	24	CAMPBELL, 11/10/17
FIELD GOAL ATTEMPTS	50	MONTANA, 11/15/17
	54	BINGHAMTON, 12/19/17
FG PERCENTAGE	.357, 20-56	WISCONSIN, 12/4/17
	.369, 24-65	CAMPBELL, 11/10/17
3 PT FIELD GOALS MADE	2	WISCONSIN, 12/4/17
	4	FAIRLEIGH DICKINSON, 11/12/17
3 PT FG ATTEMPTS	12	MONTANA, 11/15/17
	13	at NC State, 11/29/17
3 PT FG PERCENTAGE	.143, 2-14	WISCONSIN, 12/4/17
	.250, 4-16	FAIRLEIGH DICKINSON, 11/12/17
FREE THROWS MADE	8	vs. Pittsburgh, 11/20/17
	8	BINGHAMTON, 12/19/17
FREE THROW ATTEMPTS	11	at Iowa, 12/2/17
	15	2x, last RIDER, 12/22/17
FT PERCENTAGE	.444, 8-18	vs. Pittsburgh, 11/20/17
	.533, 8-15	BINGHAMTON, 12/19/17
REBOUNDS	23	vs. Texas A&M, 11/21/17
	30	at Iowa, 12/2/17
ASSISTS	11	CAMPBELL, 11/10/17
	11	COLUMBIA, 11/17/17
STEALS	3	MONTANA, 11/15/17
	6	WISCONSIN, 12/4/17
BLOCKED SHOTS	4	5x, last COPPIN STATE, 12/30/17
TURNOVERS	10	COPPIN STATE, 12/30/17
	10	vs. Texas A&M, 11/21/17
	10	ORAL ROBERTS, 11/24/2017
FOULS	10	BINGHAMTON, 12/19/17
	11	COPPIN STATE, 12/30/17

### OPPONENT TEAM HIGHS

POINTS	98	vs. Texas A&M, 11/21/17
	85	at NC State, 11/29/17
	75	CAMPBELL, 11/10/17
	73	at Iowa, 12/4/17
	71	RIDER, 12/22/17
FIELD GOALS MADE	33	vs. Texas A&M, 11/21/17
	28	at Iowa, 12/4/17
FIELD GOAL ATTEMPTS	66	BINGHAMTON, 12/19/17
	64	RIDER, 12/22/17
FG PERCENTAGE	.611, 33-54	vs. Texas A&M, 11/21/17
	.509, 28-55	at Iowa, 12/4/17
3 PT FIELD GOALS MADE	10	at N.C. State, 11/29/17
	10	vs. Pittsburgh, 11/20/17
3 PT FG ATTEMPTS	29	vs. Pittsburgh, 11/20/17
	27	RIDER, 12/22/17
3 PT FG PERCENTAGE	.625, 10-16	at NC State, 11/29/17
	.500, 6-12	vs. Texas A&M, 11/21/17
	.500, 5-10	FAIRLEIGH DICKINSON, 11/12/17
FREE THROWS MADE	26	vs. Texas A&M, 11/21/17
	25	at NC State, 11/29/17
FREE THROW ATTEMPTS	37	at NC State, 11/29/17
	29	vs. Texas A&M, 11/21/17
FT PERCENTAGE	.917, 11-12	COLUMBIA, 11/17/17
	.897, 26-29	vs. Texas A&M, 11/21/17
REBOUNDS	40	RIDER, 12/22/17
	39	at Iowa, 12/4/17
ASSISTS	18	vs. Texas A&M, 11/21/17
	16	at Iowa, 12/4/17
STEALS	9	MONTANA, 11/15/17
	8	3x, last BINGHAMTON, 12/19/17
BLOCKED SHOTS	8	CAMPBELL, 11/10/17
	7	at NC State, 11/29/17
TURNOVERS	31	FAIRLEIGH DICKINSON, 11/12/17
	20	COLUMBIA, 11/17/17
FOULS	27	CAMPBELL, 11/10/17
	23	WISCONSIN, 12/4/17

### OPPONENT TEAM LOWS

POINTS	43	COPPIN STATE, 12/30/17
	48	ORAL ROBERTS, 11/24/2017
	54	at George Mason, 12/17/17
	54	GEORGE WASHINGTON, 12/9/17
	54	vs. Pittsburgh, 11/20/17
FIELD GOALS MADE	14	COPPIN STATE, 12/30/17
	18	vs. Pittsburgh, 11/20/17
FIELD GOAL ATTEMPTS	46	COPPIN STATE, 12/30/17
	47	FAIRLEIGH DICKINSON, 11/12/17
FG PERCENTAGE	.304 (14-46)	COPPIN STATE, 12/30/17
	.310, 18-38	vs. Pittsburgh, 11/20/17
	.333, 19-57	ORAL ROBERTS, 11/24/2017
3 PT FIELD GOALS MADE	0	at George Mason, 12/17/17
	2	GEORGE WASHINGTON, 12/9/17
3 PT FG ATTEMPTS	10	FAIRLEIGH DICKINSON, 11/12/17
	11	vs. WISCONSIN, 12/4/17
3 PT FG PERCENTAGE	.000, 0-14	at George Mason, 12/17/17
	.133, 2-15	GEORGE WASHINGTON, 12/9/17
FREE THROWS MADE	2	BINGHAMTON, 12/19/17
	4	ORAL ROBERTS, 11/24/2017
FREE THROW ATTEMPTS	5	BINGHAMTON, 12/19/17
	7	ORAL ROBERTS, 11/24/2017
FT PERCENTAGE	.400, 2-5	BINGHAMTON, 12/19/17
	.467, 7-15	MONTANA, 11/15/17
REBOUNDS	24	COPPIN STATE, 12/30/17
	25	GEORGE WASHINGTON, 12/9/17
ASSISTS	5	GEORGE WASHINGTON, 12/9/17
	6	at George Mason, 12/17/17
STEALS	3	COLUMBIA, 11/17/17
	5	6x, last COPPIN STATE, 12/30/17
BLOCKED SHOTS	0	vs. Pittsburgh, 11/20/17
	2	4x, last COPPIN STATE, 12/30/17
TURNOVERS	10	WISCONSIN, 12/4/17
	12	RIDER, 12/22/17
FOULS	13	GEORGE WASHINGTON, 12/9/17
	13	ORAL ROBERTS, 11/24/2017
	15	at Iowa, 12/2/17

Home games indicated by CAPS.

## 2016-17 STARTERS

OPP.	G	G	G/F	F	F/C	Rec
Albany	Carr	Garner	Samuel	Stevens	Watkins	0-1
Duquesne	Carr	Garner	Banks	Stevens	Watkins	1-0
GRAND CANYON	Carr	Garner	Banks	Stevens	Watkins	2-0
vs. Duke	Carr	Garner	Banks	Stevens	Watkins	2-1
vs. Cincinnati	Carr	Garner	Banks	Stevens	Watkins	2-2
COLGATE	Carr	Garner	Banks	Stevens	Watkins	3-2
@ Geo. Wash.	Carr	Garner	Banks	Stevens	Watkins	4-2
GA. TECH	Carr	Garner	Banks	Stevens	Watkins	5-2
WRIGHT ST.	Carr	Garner	Banks	Stevens	Watkins	6-2
GEO. MASON	Carr	Garner	Banks	Stevens	Watkins	6-3
vs. Pitt	Carr	Garner	Reaves	Stevens	Watkins	0-1
@ St. John's	Carr	Garner	Reaves	Stevens	Watkins	1-1
MORGAN ST.	Carr	Garner	Reaves	Stevens	Watkins	2-1
N'WESTERN	Carr	Garner	Reaves	Stevens	Watkins	2-2
@ Rutgers	Carr	Reaves	Banks	Stevens	Moore	1-0
@ Michigan	Carr	Reaves	Banks	Stevens	Moore	1-1
vs. Michigan St.	Carr	Garner	Reaves	Stevens	Moore	1-0
MINNESOTA	Carr	Garner	Reaves	Stevens	Moore	2-0
INDIANA	Carr	Garner	Reaves	Stevens	Moore	2-1
@ Purdue	Carr	Garner	Reaves	Stevens	Watkins	2-3
@ Wisconsin	Carr	Garner	Reaves	Stevens	Moore	2-2
ILLINOIS	Carr	Garner	Reaves	Stevens	Moore	3-2
@ Indiana	Carr	Garner	Reaves	Stevens	Moore	3-3
RUTGERS	Carr	Garner	Reaves	Stevens	Moore	3-4
MARYLAND	Carr	Garner	Reaves	Stevens	Watkins	3-3
at Illinois	Carr	Garner	Reaves	Stevens	Watkins	4-3
at Nebraska	Carr	Garner	Reaves	Stevens	Watkins	4-4
PURDUE	Carr	Garner	Reaves	Stevens	Watkins	4-5
at Minnesota	Carr	Garner	Reaves	Stevens	Watkins	4-6
OHIO STATE	Carr	Garner	Reaves	Stevens	Watkins	4-7
at Iowa	Carr	Garner	Reaves	Stevens	Watkins	4-8
Nebraska	Carr	Reaves	Banks	Stevens	Watkins	1-0
Michigan State	Carr	Reaves	Banks	Stevens	Watkins	1-1

## 2017-18 STARTERS

OPP.	G	G	G/F	F	F/C	Rec
<b>Campbell</b>	<b>Carr</b>	<b>Garner</b>	<b>Reaves</b>	<b>Stevens</b>	<b>Moore</b>	<b>1-0</b>
<b>Fairleigh Dickinson</b>	<b>Carr</b>	<b>Garner</b>	<b>Reaves</b>	<b>Stevens</b>	<b>Watkins</b>	<b>1-0</b>
Montana	Carr	Garner	Reaves	Stevens	Watkins	2-0
<b>Columbia</b>	<b>Bostick</b>	<b>Garner</b>	<b>Moore</b>	<b>Stevens</b>	<b>Watkins</b>	<b>1-0</b>
vs. Pittsburgh	Carr	Garner	Reaves	Stevens	Watkins	3-0
Texas A&M	Carr	Garner	Reaves	Stevens	Watkins	3-1
Oral Roberts	Carr	Garner	Reaves	Stevens	Watkins	4-1
at N.C. State	Carr	Garner	Reaves	Stevens	Watkins	4-2
at Iowa	Carr	Garner	Reaves	Stevens	Watkins	5-2
Wisconsin	Carr	Garner	Reaves	Stevens	Watkins	5-3
Geo. Washington	Carr	Garner	Reaves	Stevens	Watkins	6-3
<b>at George Mason</b>	<b>Bostick</b>	<b>Garner</b>	<b>Reaves</b>	<b>Stevens</b>	<b>Watkins</b>	<b>1-0</b>
Binghamton	Carr	Garner	Reaves	Stevens	Watkins	7-3
Rider	Carr	Garner	Reaves	Stevens	Watkins	7-4
Coppin State	Carr	Garner	Reaves	Stevens	Watkins	8-4
at Maryland						
Northwestern						
at Indiana						
Nebraska						
Minnesota						
at Northwestern						
at Ohio State						
Rutgers						
at Michigan State						
Iowa						
Maryland						
at Illinois						
Ohio State						
at Purdue						
Michigan						
at Nebraska						

**THE STAT CREW SYSTEM**  
**Penn State Team Game-by-Game Comparison (as of Dec 30, 2017)**  
**All games**

Opponent	1st	2nd	Score	Mar	Total FG	FG Pct	3-Pointers	3FG Pct	Free Throws	FT Pct	Rebounds	Assist	T/Over	Block	Steal	Fouls	
CAMPBELL	36/28	50/47	86-75	+11	24-65/25-62	.369/.403	5-19/6-23	.263/.261	33-41/19-23	.805/.826	44/37	+7	11/18	14/18	4/8	8/5	24/27
FAIRLEIGH DICKINSON	45/29	36/28	81-57	+24	30-67/20-47	.448/.426	4-16/5-10	.250/.500	17-22/12-18	.773/.667	42/26	+16	17/11	23/31	5/3	18/8	18/21
MONTANA	34/29	36/28	70-57	+13	25-50/22-56	.500/.393	6-12/6-21	.500/.286	14-24/7-15	.583/.467	32/34	(2)	12/9	15/15	9/5	3/9	15/22
COLUMBIA	38/35	41/30	79-65	+14	27-65/23-59	.415/.390	7-23/8-19	.304/.421	18-22/11-12	.818/.917	42/33	+9	11/12	13/20	7/4	10/3	14/17
Pittsburgh	47/21	38/33	85-54	+31	34-59/18-58	.576/.310	9-22/10-29	.409/.345	8-18/8-14	.444/.571	42/32	+10	16/11	11/14	5/0	10/5	15/21
Texas A&M	40/42	47/56	87-98	(11)	31-61/33-54	.508/.611	5-19/6-12	.263/.500	20-28/26-29	.714/.897	23/36	(13)	15/18	10/16	5/5	14/5	21/21
ORAL ROBERTS	38/19	48/29	86-48	+38	32-57/19-57	.561/.333	9-20/6-16	.450/.375	13-19/4-7	.684/.571	38/30	+8	16/8	10/18	7/3	14/7	13/13
NC State	30/37	48/48	78-85	(7)	29-67/25-57	.433/.439	5-13/10-16	.385/.625	15-23/25-37	.652/.676	43/35	+8	12/14	18/14	5/7	8/6	29/21
Iowa	39/34	38/39	77-73	+4	28-64/28-55	.438/.509	12-23/4-12	.522/.333	9-11/13-21	.818/.619	30/39	(9)	19/16	14/18	7/6	8/5	22/15
WISCONSIN	25/31	38/33	63-64	(1)	20-56/23-52	.357/.442	2-14/5-11	.143/.455	21-25/13-19	.840/.684	34/36	(2)	12/13	11/10	13/4	6/8	16/23
GEORGE WASHINGTON	48/19	26/35	74-54	+20	29-60/19-52	.483/.365	7-16/2-15	.438/.133	9-16/14-20	.563/.700	42/25	+17	14/5	15/16	4/5	7/7	21/13
George Mason	38/18	34/36	72-54	+18	28-57/20-54	.491/.370	6-19/0-14	.316/.000	10-16/14-17	.625/.824	36/32	+4	13/6	12/15	4/2	1/7	19/18
BINGHAMTON	39/36	41/29	80-65	+15	31-54/27-66	.574/.409	10-17/9-23	.588/.391	8-15/2-5	.533/.400	36/31	+5	17/11	17/15	4/2	7/8	10/18
RIDER	35/31	35/40	70-71	(1)	26-62/26-64	.419/.406	9-23/9-27	.391/.333	9-15/10-19	.600/.526	42/40	+2	16/11	13/12	12/2	7/5	19/20
COPPIN STATE	43/23	45/20	88-43	+45	28-57/14-46	.491/.304	14-28/6-20	.500/.300	18-23/9-14	.783/.643	41/24	+17	22/8	10/18	4/2	10/5	11/18

Note: Game totals are displayed in the format TEAM/OPPONENT for each category

## 2017-18 GAME-BY-GAME LEADERS

	OPP.	RESULT	DBL FIG	POINTS	REBOUNDS	ASSISTS	BLOCKS	STEALS
11/10	CAMPBELL	W, 86-75	2	Carr (33)	Carr (9)	Carr (7)	Stevens (2)	Reaves (3)
11/12	FAIRLEIGH DICKINSON	W, 81-57	5	Carr (20)	Reaves (9)	Carr (7)	Watkins (3)	Reaves (4)
11/15	MONTANA	W, 70-57	3	Stevens (25)	Stevens (7)	Garner/Wheeler (3)	Watkins (4)	Stevens (2)
11/17	COLUMBIA	W, 79-65	5	Garner (26)	Watkins (14)	Wheeler (4)	Watkins (6)	Garner/Wheeler (3)
11/20	vs. Pittsburgh	W, 85-54	6	Carr (16)	Stevens (8)	Carr (5)	Watkins (3)	Bostick (4)
11/21	vs. 16/19 Texas A&M	L, 87-98	2	Carr (31)	Stevens (7)	Stevens (5)	Stevens/Watkins (2)	Carr/Reaves (4)
11/24	ORAL ROBERTS	W, 86-48	4	Bostick/Wheeler (14)	Wheeler (7)	Carr (5)	Watkins (3)	Wheeler (5)
11/29	at N.C. State	L, 78-85	3	Carr (29)	Watkins (14)	Reaves (5)	Watkins (2)	Wheeler (3)
12/2	at Iowa*	W, 77-73	4	Stevens (22)	Watkins (7)	Carr (9)	Watkins (3)	Reaves/Stevens (2)
12/4	Wisconsin*	L, 63-64	3	Watkins (22)	Carr (9)	Reaves (5)	Watkins (7)	Carr/Garner (2)
12/9	George Washington	W, 74-54	5	Carr (19)	Watkins (12)	Carr (4)	Watkins (4)	Reaves (3)
12/17	at George Mason	W, 72-54	3	Stevens (23)	Stevens/Watkins (12)	Reaves (4)	Stevens/Watkins (2)	Wheeler (6)
12/19	BINGHAMTON	W, 80-65	5	Stevens (16)	Watkins (11)	Carr (9)	Watkins (3)	Reaves (2)
12/22	RIDER	L, 70-71	5	Garner (18)	Reaves (13)	Reaves (8)	Watkins (4)	Reaves (5)
12/30	COPPIN STATE	W, 88-43	4	Carr (21)	Wheeler (7)	Reaves (7)	Watkins (3)	Reaves (5)

## 2016-17 GAME-BY-GAME LEADERS

	OPP.	RESULT	POINTS	REBOUNDS	ASSISTS	BLOCKS
11/11	ALBANY	L, 87-81	Garner (25)	Watkins (7)	Carr/Garner (4)	Watkins (5)
11/13	DUQUESNE	W, 82-74	Stevens (24)	Carr (7)	Stevens/Garner (5)	Watkins (5)
11/15	GRAND CANYON	W, 85-76	Stevens (19)	Moore (9)	Samuel (7)	Watkins (5)
11/19	vs. Duke	L, 78-68	Carr (20)	Four w/ 6	Carr/Garner (3)	Stevens (3)
11/20	vs. Cincinnati	L, 71-50	Garner (20)	Watkins (11)	Carr (4)	Watkins (2)
11/23	COLGATE	W, 72-59	Banks (20)	Watkins/Carr (7)	Garner (4)	Moore (2)
11/26	@ Geo. Wash.	W, 74-68	Watkins (20)	Watkins/Reaves (8)	Carr (5)	Watkins (4)
11/29	GA. TECH	W, 67-60	Garner (17)	Watkins (12)	Garner (4)	Watkins (5)
12/3	WRIGHT ST.	W, 72-50	Garner (17)	Carr (12)	Carr (5)	Watkins (8)
12/7	GEO. MASON	L, 85-66	Banks (21)	Stevens (8)	Samuel (5)	Stevens/Watkins (2)
12/10	vs. Pitt	L, 81-73	Watkins (17)	Watkins (15)	Stevens (4)	Watkins (2)
12/18	@ St. John's	W, 92-76	Garner (21)	Watkins (13)	Carr (6)	Watkins (3)
12/23	MORGAN ST.	W, 96-55	Stevens (20)	Carr (10)	Carr (8)	Watkins (3)
12/27	NORTHWESTERN	L, 87-77	Reaves (23)	Watkins (8)	Reaves (4)	Watkins (3)
1/1	@ Rutgers	W, 60-47	Banks (20)	Stevens/Watkins (8)	Carr/Garner (3)	Moore (2)
1/4	@ Michigan	L, 72-69	Stevens (16)	Stevens/Watkins (9)	Carr (3)	Reaves/ Watkins (2)
1/7	vs. Michigan St.	W, 72-63	Stevens (18)	Watkins (9)	Reaves (6)	Reaves/Moore (2)
1/14	MINNESOTA	W, 52-50	Watkins (15)	Watkins (15)	Reaves (3)	Stevens (2)
1/18	INDIANA	L, 78-75	Carr (24)	Stevens (6)	Reaves (3)	Five w/ 1
1/21	@ Purdue	L, 77-52	Reaves (12)	Carr (6)	Carr (4)	Watkins (3)
1/24	@ Wisconsin	L, 82-55	Carr/Banks (12)	Reaves/Stevens(6)	Carr (4)	Watkins (2)
1/28	ILLINOIS	W, 71-67	Garner (18)	Watkins (9)	Three w/ 3	Reaves (3)
2/1	@ Indiana	L, 110-102 (3ot)	Stevens (26)	Watkins (11)	Carr (14)	Watkins (2)
2/4	RUTGERS	L, 70-68	Garner (24)	Watkins (8)	Carr (4)	Carr (2)
2/7	MARYLAND	W, 70-64	Stevens (25)	Watkins (9)	Carr (3)	Watkins (4)
2/11	at Illinois	W, 83-70	Banks (24)	Watkins (9)	Carr (3)	Watkins (2)
2/14	at Nebraska	L, 82-66	Carr (15)	Stevens/Carr (7)	Three w/ 2	Watkins (2)
2/21	PURDUE	L, 74-70 (ot)	Carr (21)	Watkins (13)	Carr (7)	Watkins (3)
2/25	at Minnesota	L, 81-71	Carr (20)	Garner (8)	Carr (7)	Watkins (3)
2/28	OHIO STATE	L, 71-70	Carr (21)	Watkins (7)	Carr (4)	Watkins (3)
3/5	at Iowa	L, 90-79	Reaves (25)	Watkins (12)	Carr (7)	Watkins/Stevens (2)
3/8	vs. Nebraska	W, 76-67 (ot)	Watkins (18)	Watkins (10)	Carr (6)	Watkins (8)
3/9	vs. Michigan St.	L, 78-51	Stevens/Carr (16)	Garner (7)	Carr (3)	Watkins (2)

# 2017-18 OVERALL STATISTICS

RECORD:	OVERALL	HOME	AWAY	NEUTRAL
ALL GAMES	11-4	8-2	2-1	1-1
CONFERENCE	1-1	0-1	1-0	0-0
NON-CONFERENCE	10-3	8-1	1-1	1-1

#	Player	gp-gs	min	avg	Total			3-Point		F-Throw		Rebounds				pf	dq	a	to	blk	stl	pts	avg		
					fg-fga	fg%	3fg-fga	3fg%	ft-fa	ft%	off	def	tot	avg											
10	Carr, Tony	13-13	406	31.2	82-185	.443	28-53	.528	54-63	.857	11	51	62	4.8	23	1	59	24	2	17	246	18.9			
11	Stevens, Lamar	15-15	449	29.9	76-181	.420	8-33	.242	51-68	.750	30	77	107	7.1	36	1	34	34	16	12	211	14.1			
24	Watkins, Mike	14-14	365	26.1	73-109	.670	0-1	.000	27-42	.643	25	93	118	8.4	30	0	10	25	49	13	173	12.4			
33	Garner, Shep	15-15	453	30.2	57-133	.429	46-113	.407	9-13	.692	5	24	29	1.9	29	0	21	24	0	14	169	11.3			
23	Reaves, Josh	14-14	411	29.4	57-109	.523	17-43	.395	25-34	.735	24	39	63	4.5	41	2	52	15	13	37	156	11.1			
04	Bostick, Nazeer	14-2	247	17.6	26-59	.441	3-11	.273	23-32	.719	10	23	33	2.4	18	0	13	22	2	12	78	5.6			
05	Wheeler, Jamari	15-0	287	19.1	21-54	.389	4-17	.235	8-20	.400	11	25	36	2.4	35	2	27	18	1	29	54	3.6			
03	Pierce, Satchel	13-0	117	9.0	8-24	.333	0-1	.000	15-26	.577	14	17	31	2.4	26	0	3	17	1	2	31	2.4			
44	Moore, Julian	14-2	128	9.1	10-21	.476	0-0	.000	7-11	.636	11	15	26	1.9	9	0	1	7	11	3	27	1.9			
01	Zemgulis, Deivis	8-0	60	7.5	4-11	.364	3-9	.333	2-2	1.000	7	2	9	1.1	5	0	3	3	0	1	13	1.6			
21	Harrar, John	11-0	41	3.7	6-8	.750	0-0	.000	1-5	.200	5	3	8	0.7	8	0	0	3	0	1	13	1.2			
35	Buttrick, Trent	7-0	31	4.4	2-7	.286	1-3	.333	0-2	.000	3	7	10	1.4	7	0	0	7	0	0	5	0.7			
02	Nussbaum, Taylor	2-0	2	1.0	0-0	.000	0-0	.000	0-0	.000	0	0	0	0.0	0	0	0	0	0	0	0	0.0			
22	Hazle, Grant	2-0	3	1.5	0-0	.000	0-0	.000	0-0	.000	0	0	0	0.0	0	0	0	0	0	0	0	0.0			
Team											19	16	35												7
Total.....		15	3000		422-901	.468	110-284	.387	222-318	.698	175	392	567	37.8	267	6	223	206	95	141	1176	78.4			
Opponents.....		15	3000		342-839	.408	92-268	.343	187-270	.693	143	347	490	32.7	288	-	161	250	58	93	963	64.2			

TEAM STATISTICS	PSU	OPP	Date	Opponent	Score	Att.	
SCORING	1176	963	11/10/17	CAMPBELL	w 86-75	8512	
Points per game	78.4	64.2	11/12/17	FAIRLEIGH DICKINSON	w 81-57	5802	
Scoring margin	+14.2	-	11/15/17	MONTANA	w 70-57	5854	
FIELD GOALS-ATT	422-901	342-839	11/17/17	COLUMBIA	w 79-65	6529	
Field goal pct	.468	.408	11/20/17	vs Pittsburgh	w 85-54	5904	
3 POINT FG-ATT	110-284	92-268	11/21/17	vs Texas A&M	L 87-98	5081	
3-point FG pct	.387	.343	11/24/2017	ORAL ROBERTS	w 86-48	4463	
3-pt FG made per game	7.3	6.1	11/29/17	at NC State	L 78-85	15270	
FREE THROWS-ATT	222-318	187-270	* 12/02/17	at Iowa	w 77-73	12805	
Free throw pct	.698	.693	* 12/4/17	WISCONSIN	L 63-64	6730	
F-Throws made per game	14.8	12.5	12/9/17	GEORGE WASHINGTON	w 74-54	6652	
REBOUNDS	567	490	12/17/17	at George Mason	w 72-54	5439	
Rebounds per game	37.8	32.7	12/19/17	BINGHAMTON	w 80-65	4009	
Rebounding margin	+5.1	-	12/22/17	RIDER	L 70-71	4217	
ASSISTS	223	161	12/30/17	COPPIN STATE	w 88-43	4512	
Assists per game	14.9	10.7					
TURNOVERS	206	250					
Turnovers per game	13.7	16.7					
Turnover margin	+2.9	-					
Assist/turnover ratio	1.1	0.6					
STEALS	141	93					
Steals per game	9.4	6.2					
BLOCKS	95	58					
Blocks per game	6.3	3.9					
ATTENDANCE	57280	44499					
Home games-Avg/Game	10-5728	3-11171					
Neutral site-Avg/Game	-	2-5492					

\* = Conference game

Score by Periods	1st	2nd	Totals
Penn State	575	601	1176
Opponents	432	531	963

POINT DIFFERENTIAL																														
W	1	1	1	1	1	1	1	1	1	1	1	1	1	1	1	1	1	1	1	1	1	1	1	1	1	1	1	1	3	
MARGIN	1	2	3	4	5	6	7	8	9	10	11	12	13	14	15	16	17	18	19	20	21	22	23	24	25	26	27	28	29	30+
L	2						1			1																				

## 2017-18 BIG TEN STATISTICS

<b>RECORD:</b>	<b>OVERALL</b>	<b>HOME</b>	<b>AWAY</b>	<b>NEUTRAL</b>
ALL GAMES	1-1	0-1	1-0	0-0
CONFERENCE	1-1	0-1	1-0	0-0
NON-CONFERENCE	0-0	0-0	0-0	0-0

##	Player	gp-gs	min	avg	Total		3-Point		F-Throw		Rebounds					pts	avg							
					fg-fga	fg%	3fg-fga	3fg%	ft-fga	ft%	off	def	tot	avg	pf			dq	a	to	blk	stl		
24	Watkins, Mike	2-2	70	35.0	18-26	.692	0-1	.000	5-9	.556	5	10	15	7.5	5	0	0	5	10	2	41	20.5		
10	Carr, Tony	2-2	77	38.5	10-37	.270	4-9	.444	8-8	1.000	4	11	15	7.5	5	0	10	4	1	3	32	16.0		
11	Stevens, Lamar	2-2	57	28.5	8-22	.364	2-7	.286	8-8	1.000	4	7	11	5.5	5	0	3	3	2	2	26	13.0		
33	Garner, Shep	2-2	60	30.0	7-14	.500	5-10	.500	6-7	.857	1	3	4	2.0	7	0	3	6	0	3	25	12.5		
23	Reaves, Josh	2-2	66	33.0	5-14	.357	3-8	.375	2-2	1.000	2	4	6	3.0	8	0	8	0	5	2	15	7.5		
44	Moore, Julian	2-0	8	4.0	0-1	.000	0-0	.000	1-2	.500	2	1	3	1.5	0	0	0	0	2	0	1	0.5		
21	Harrar, John	2-0	5	2.5	0-0	.000	0-0	.000	0-0	.000	0	0	0	0.0	2	0	0	0	0	0	0	0.0		
05	Wheeler, Jamari	2-0	37	18.5	0-4	.000	0-2	.000	0-0	.000	0	2	2	1.0	2	0	5	2	0	1	0	0.0		
04	Bostick, Nazeer	2-0	15	7.5	0-1	.000	0-0	.000	0-0	.000	0	1	1	0.5	1	0	2	3	0	1	0	0.0		
03	Pierce, Satchel	1-0	5	5.0	0-1	.000	0-0	.000	0-0	.000	1	1	2	2.0	3	0	0	1	0	0	0	0.0		
Team											2	3	5											
Total.....		2	400		48-120	.400	14-37	.378	30-36	.833	21	43	64	32.0	38	0	31	25	20	14	140	70.0		
Opponents.....		2	400		51-107	.477	9-23	.391	26-40	.650	22	53	75	37.5	38	-	29	28	10	13	137	68.5		

TEAM STATISTICS	PSU	OPP	Date	Opponent	Score	Att.
SCORING	140	137	* 12/02/17	at Iowa	W 77-73	12805
Points per game	70.0	68.5	* 12/4/17	WISCONSIN	L 63-64	6730
Scoring margin	+1.5	-	* - Conference game			
FIELD GOALS-ATT	48-120	51-107				
Field goal pct	.400	.477				
3 POINT FG-ATT	14-37	9-23				
3-point FG pct	.378	.391				
3-pt FG made per game	7.0	4.5				
FREE THROWS-ATT	30-36	26-40				
Free throw pct	.833	.650				
F-Throws made per game	15.0	13.0				
REBOUNDS	64	75				
Rebounds per game	32.0	37.5				
Rebounding margin	-5.5	-				
ASSISTS	31	29				
Assists per game	15.5	14.5				
TURNOVERS	25	28				
Turnovers per game	12.5	14.0				
Turnover margin	+1.5	-				
Assist/turnover ratio	1.2	1.0				
STEALS	14	13				
Steals per game	7.0	6.5				
BLOCKS	20	10				
Blocks per game	10.0	5.0				
ATTENDANCE	6730	12805				
Home games-Avg/Game	1-6730	1-12805				
Neutral site-Avg/Game	-	0-0				

Score by Periods	1st	2nd	Totals
Penn State	64	76	140
Opponents	65	72	137

## 2016-17 BIG TEN STATISTICS

RECORD:	OVERALL	HOME	AWAY	NEUTRAL
ALL GAMES	6-12	3-5	2-7	1-0
CONFERENCE	6-12	3-5	2-7	1-0
NON-CONFERENCE	0-0	0-0	0-0	0-0

#	Player	gp-gs	min	avg	Total		3-Point		F-Throw		Rebounds			avg	pf	dq	a	to	blk	stl	pts	avg		
					fg-fga	fg%	3fg-fga	3fg%	ft-fga	ft%	off	def	tot											
10	Carr, Tony	18-18	601	33.4	88-213	.413	17-54	.315	69-96	.719	11	66	77	4.3	43	1	77	48	7	9	262	14.6		
11	Stevens, Lamar	18-18	520	28.9	81-200	.405	8-23	.348	55-80	.688	24	77	101	5.6	51	2	27	48	8	17	225	12.5		
33	Garner, Shep	18-16	586	32.6	63-181	.348	39-122	.320	19-30	.633	7	41	48	2.7	29	0	37	28	2	22	184	10.2		
00	Banks, Payton	17-2	455	26.8	52-155	.335	35-104	.337	30-36	.833	6	25	31	1.8	35	1	10	15	3	8	169	9.9		
24	Watkins, Mike	18-9	412	22.9	62-101	.614	0-0	.000	34-55	.618	44	98	142	7.9	49	0	12	17	37	13	158	8.8		
23	Reaves, Josh	18-18	497	27.6	54-119	.454	17-45	.378	22-34	.647	24	43	67	3.7	57	3	39	37	17	36	147	8.2		
44	Moore, Julian	17-9	286	16.8	23-40	.575	0-0	.000	11-13	.846	21	29	50	2.9	40	1	6	10	15	5	57	3.4		
05	Samuel, Terrence	13-0	199	15.3	14-32	.438	2-7	.286	11-14	.786	6	26	32	2.5	9	0	19	13	0	8	41	3.2		
21	Washington, Isaiah	8-0	47	5.9	2-9	.222	2-7	.286	2-2	1.000	0	4	4	0.5	5	0	1	2	0	0	8	1.0		
04	Bostick, Nazeer	11-0	60	5.5	3-11	.273	0-4	.000	2-2	1.000	2	4	6	0.5	2	0	2	7	3	5	8	0.7		
01	Zemgulis, Davis	8-0	35	4.4	1-5	.200	1-3	.333	0-0	.000	2	2	4	0.5	9	0	0	1	0	0	3	0.4		
20	Zhao, Alex	1-0	1	1.0	0-0	.000	0-0	.000	0-0	.000	0	0	0	0.0	0	0	0	0	0	0	0	0.0		
22	Hazle, Grant	2-0	1	0.5	0-1	.000	0-0	.000	0-0	.000	0	0	0	0.0	0	0	0	0	0	0	0	0.0		
Team											27	18	45											
Total.....		18	3700		443-1067	.415	121-369	.328	255-362	.704	174	433	607	33.7	329	8	230	230	92	123	1262	70.1		
Opponents.....		18	3700		476-1061	.449	134-371	.361	249-359	.694	192	494	686	38.1	330	-	255	261	71	120	1335	74.2		

TEAM STATISTICS	PSU	OPP	Date	Opponent	Score	Att.
SCORING	1262	1335	* 12/27/16	NORTHWESTERN	L 77-87	5811
Points per game	70.1	74.2	* 01/01/17	at Rutgers	W 60-47	6079
Scoring margin	-4.1	-	* 01/04/17	at Michigan	L 69-72	11385
FIELD GOALS-ATT	443-1067	476-1061	* 1/7/17	vs Michigan State	W 72-63	8722
Field goal pct	.415	.449	* 01/14/17	MINNESOTA	W 52-50	11759
3 POINT FG-ATT	121-369	134-371	* 01/18/17	INDIANA	L 75-78	7818
3-point FG pct	.328	.361	* 01/21/17	at Purdue	L 52-77	14804
3-pt FG made per game	6.7	7.4	* 01/24/17	at Wisconsin	L 55-82	17287
FREE THROWS-ATT	255-362	249-359	* 01/28/17	ILLINOIS	W 71-67	10202
Free throw pct	.704	.694	* 02/01/17	at Indiana	Lo3 102-110	17222
F-Throws made per game	14.2	13.8	* 02/04/17	RUTGERS	L 68-70	9529
REBOUNDS	607	686	* 02/07/17	MARYLAND	W 70-64	7063
Rebounds per game	33.7	38.1	* 02/11/17	at Illinois	W 83-70	13010
Rebounding margin	-4.4	-	* 02/14/17	at Nebraska	L 66-82	15642
ASSISTS	230	255	* 02/21/17	PURDUE	Lot 70-74	7505
Assists per game	12.8	14.2	* 02/25/17	at Minnesota	L 71-81	14625
TURNOVERS	230	261	* 02/28/17	OHIO STATE	L 70-71	7343
Turnovers per game	12.8	14.5	* 03/05/17	at Iowa	L 79-90	15400
Turnover margin	+1.7	-	* = Conference game			
Assist/turnover ratio	1.0	1.0				
STEALS	123	120				
Steals per game	6.8	6.7				
BLOCKS	92	71				
Blocks per game	5.1	3.9				
ATTENDANCE	67030	134176				
Home games-Avg/Game	8-8379	9-13939				
Neutral site-Avg/Game	-	1-8722				

Score by Periods	1st	2nd	OT	OT2	OT3	Totals
Penn State	611	615	14	13	9	1262
Opponents	652	635	18	13	17	1335



## 2017-18 POINTS-REBOUNDS-ASSISTS

Opponent	Date	Score		01	03	04	05	10	11	20
				ZEMGULIS,D	PIERCE,SAT	BOSTICK,NA	WHEELER,JA	CARR,TONY	STEVENS,LA	NUSSBAUM,T
CAMPBELL	11/10/17	86-75	w	2-1-0	4-5-0	4-2-0	4-0-0	33-9-7	8-6-0	DNP
FAIRLEIGH DICKINSON	11/12/17	81-57	w	3-1-0	0-3-0	12-2-0	0-3-0	20-4-7	12-7-4	DNP
MONTANA	11/15/17	70-57	w	DNP	2-2-1	2-1-0	0-2-3	7-2-2	25-7-2	DNP
COLUMBIA	11/17/17	79-65	w	0-4-1	11-3-0	10-8-3	7-2-4	DNP	14-6-2	DNP
vs Pittsburgh	11/20/17	85-54	w	0-1-0	2-1-1	10-2-4	1-1-2	16-6-5	10-8-2	DNP
vs Texas A&M	11/21/17	87-98	L	DNP	4-3-0	1-0-0	4-2-0	31-1-3	25-7-5	DNP
ORAL ROBERTS	11/24/2017	86-48	w	3-0-1	4-6-0	14-5-0	14-7-4	13-1-5	8-6-1	0-0-0
at NC State	11/29/17	78-85	L	0-0-0	2-0-0	6-3-1	1-0-2	29-7-1	13-8-1	DNP
at Iowa	12/02/17	77-73	w	DNP	0-2-0	0-1-1	0-1-4	16-6-9	22-5-0	DNP
WISCONSIN	12/4/17	63-64	L	DNP	DNP	0-0-1	0-1-1	16-9-1	4-6-3	DNP
GEORGE WASHINGTON	12/9/17	74-54	w	0-1-1	DNP	DNP	5-4-2	19-6-4	10-5-3	DNP
at George Mason	12/17/17	72-54	w	DNP	2-1-0	6-4-2	5-1-1	DNP	23-12-2	DNP
BINGHAMTON	12/19/17	80-65	w	DNP	0-1-0	2-2-0	5-3-0	15-4-9	16-8-1	DNP
RIDER	12/22/17	70-71	L	DNP	0-0-0	4-1-0	4-2-0	10-4-2	10-11-6	DNP
COPPIN STATE	12/30/17	88-43	w	5-1-0	0-4-1	7-2-1	4-7-4	21-3-4	11-5-2	0-0-0

Opponent	Date	Score		21	22	23	24	33	35	44
				HARRAR,JOH	HAZLE,GRAN	REAVES,JOS	WATKINS,MI	GARNER,SHE	BUTTRICK,T	MOORE,JULI
CAMPBELL	11/10/17	86-75	w	0-0-0	DNP	15-8-1	DNP	8-2-3	DNP	8-6-0
FAIRLEIGH DICKINSON	11/12/17	81-57	w	2-2-0	DNP	17-9-4	15-5-1	0-2-1	0-1-0	0-0-0
MONTANA	11/15/17	70-57	w	DNP	DNP	12-2-1	8-6-0	12-5-3	DNP	2-3-0
COLUMBIA	11/17/17	79-65	w	DNP	DNP	DNP	11-14-0	26-1-1	DNP	0-3-0
vs Pittsburgh	11/20/17	85-54	w	4-1-0	DNP	10-5-0	13-5-0	13-3-2	2-3-0	4-4-0
vs Texas A&M	11/21/17	87-98	L	0-0-0	DNP	7-2-4	7-3-2	6-2-1	DNP	2-0-0
ORAL ROBERTS	11/24/2017	86-48	w	4-2-0	0-0-0	10-2-3	8-6-1	6-0-0	0-0-0	2-0-1
at NC State	11/29/17	78-85	L	DNP	DNP	9-5-5	8-14-1	10-1-1	DNP	0-2-0
at Iowa	12/02/17	77-73	w	0-0-0	DNP	8-3-3	19-7-0	12-2-2	DNP	0-1-0
WISCONSIN	12/4/17	63-64	L	0-0-0	DNP	7-3-5	22-8-0	13-2-1	DNP	1-2-0
GEORGE WASHINGTON	12/9/17	74-54	w	0-2-0	DNP	11-3-3	15-12-1	12-1-0	0-5-0	2-0-0
at George Mason	12/17/17	72-54	w	0-0-0	DNP	13-2-4	14-12-1	9-3-3	0-0-0	DNP
BINGHAMTON	12/19/17	80-65	w	DNP	DNP	15-2-4	12-11-1	15-1-2	0-0-0	0-2-0
RIDER	12/22/17	70-71	L	0-0-0	DNP	10-13-8	10-9-0	18-2-0	DNP	4-0-0
COPPIN STATE	12/30/17	88-43	w	3-1-0	0-0-0	12-4-7	11-6-2	9-2-1	3-1-0	2-3-0

## PENN STATE LAST TIME IT HAPPENED

### TEAM WON / LOSS

BEAT TOP 25 TEAM	2/7/17 vs. No. 21/22 Maryland (70-64)
BEAT TOP 25 TEAM ROAD	1/29/14 at No. 24 Ohio State (71-70(ot))
BEAT TOP 10 TEAM	2/17/16 vs. No. 4/6 Iowa (79-75)
BEAT TOP 5 TEAM	2/17/16 vs. No. 4/6 Iowa (79-75)
BEAT A BIG TEN TEAM BY 20+	1/24/15 vs. Rutgers (28, 79-51)
WON IN OVERTIME	3/8/17 vs. Nebraska (76-67 (ot))
LOST IN OVERTIME	2/21/17 vs. No. 14 Purdue (L, 74-70 (ot))
PLAYED DOUBLE OVERTIME	3/6/16 vs. Illinois (W, 86-79 (2ot))
PLAYED TRIPLE OVERTIME	2/1/17 at Indiana (L, 110-102 (3ot))
NEVER TRAILED	12/30/17 vs. Coppin State (88-43)
CAME FROM 20+ DOWN TO WIN	3/15/95 (NIT) vs Miami (62-56) (-20)
CAME FROM 15+ DOWN TO WIN	12/19/15 at Drexel (63-57) (-17)
CAME FROM 10-14 DOWN TO WIN	1/14/17 vs. No. 24 Minnesota (52-50) (-14)
WON BIG TEN ROAD	12/2/17 at Iowa (77-73)
WON BIG TEN NEUTRAL	1/7/17 vs. Michigan State (The Palestra) (72-63)
WON TOP 25 BIG TEN ROAD	1/29/14 at No. 24 Ohio State (71-70(ot))
WON NON-CONFERENCE ROAD	12/17/17 at George Mason, (72-54)
WON NON-CONFERENCE NEUTRAL	11/20/17 vs. Pittsburgh (85-54)
LOST BIG TEN AT HOME	12/4/17 vs. Wisconsin (63-64)
LOST NON-CONFERENCE AT BJC	12/22/17 vs. Rider (70-71)
LOST NON-CONFERENCE AT REC HALL	12/14/13 vs. Princeton (71-69 (ot)) - at Rec Hall

### TEAM SCORING

SCORED 100+	2/1/17 at Indiana (102 (3ot))
ALLOWED 100+	2/1/17 at Indiana (110 (3ot))
BOTH TEAMS SCORED 100+	2/1/17 at Indiana (L, 110-102 (3ot))
SCORED 90+	12/18/16 vs. St. John's (92); 12/21/16 vs. Morgan State (96)
ALLOWED 90+	11/21/17 vs. 16/19 Texas A&M (98)
SCORED 80+	12/30/17 vs. Coppin State (88)
CONSECUTIVE GAMES SCORING 80+	3; 11/20/17 vs. Pittsburgh ((85) 11/21/17 vs. 16/19 Texas A&M (87), 11/24/17 vs. Oral Roberts (86) 3; 11/11/16 vs. Albany (81), 11/13/16 vs. Duquesne (82), 11/15/16 vs. Grand Canyon (85)
SCORED UNDER 50	1/25/16 at Ohio State (46)
SCORED UNDER 40	2/21/15 at Northwestern (39)
SCORED 60+ IN A HALF	12/19/09 vs. Gardner-Webb (60 2nd)
SCORED 50+ IN FIRST HALF	12/18/16 vs. St. John's (52)
SCORED 50+ IN SECOND HALF	11/10/17 vs. Campbell (50)
SCORED 45+ IN FIRST HALF	12/9/17 vs. George Washington (48)
BENCH SCORED 50+	12/7/05 vs. UMKC (50)
OPP SCORED 45 OR LESS	12/30/17 vs. Coppin State (43)
CONSECUTIVE OPP BELOW 45	2009 at Temple (45) & UMBC (42)
OPP SCORED 40 OR LESS	3/6/14 at Northwestern (32)
CONSECUTIVE OPP BELOW 40	2007 vs. Princeton (38) & Denver (39)
OPP SCORED 10 OR LESS IN HALF	12/15/07 Denver (10)
OPP SCORED 15 OR LESS IN HALF	2/7/15 Nebraska (13)

### TEAM SHOOTING

SHOT 60%+ FG	11/25/09 vs. Sacred Heart (63.8%)
SHOT 60%+ FG IN BIG TEN	1/3/06 vs Northwestern (64.0%)
SHOT 50%+ FG IN BIG TEN	2/11/17 at Illinois (29-51, 56.9%)
SHOT 70% IN HALF	12/30/06 vs. VMI (26-37, 70.3%)
SHOT 60% IN HALF	12/19/17 vs. Binghamton (2nd, 15-23, 65.2%)
SHOT UNDER 30%	11/20/15 at Duquesne (19-64, 29.7%)
SHOT 70%+ FROM 3PT	12/28/05 vs. St. Francis (9-12, 75.0%)
SHOT 60%+ FROM 3PT	11/28/10 vs. Furman (12-19, 63.2%)
SHOT 50%+ FROM 3PT	12/30/17 vs. Coppin State (14-28, 58.8%)
SHOT 95%+ FROM FT	3/13/11 vs Ohio State (9-9, 100%)
SHOT 90%+ FROM FT	2/11/17 at Illinois (18-20, 90%)
SHOT 85%+ FROM FT	12/21/16 vs Morgan State (21-24, 87.5%)
SHOT 40% OR LESS FT	1/25/16 at Ohio State (2-5, 40%)
SHOT 0.0% FT	1/3/12 at Wisconsin (0-1, 0.0%)

OPP SHOT 60%+ FG	12/31/14 at Wisconsin (63.8%)
OPP SHOT BELOW 30% FG	1/1/17 at Rutgers (18-63, 28.6%)
OPP SHOT 0.0% 3FG	12/17/17 at George Mason (0-14)

### TEAM REBOUNDING

50+ REBOUNDS	12/29/12 vs. Duquesne (50)
45+ REBOUNDS	3/7/16 vs. Nebraska (45)
20+ OFFENSIVE REBS	11/29/17 at N.C. State (20)
20 OR LESS REBOUNDS	2/29/12 at Purdue (17)
OPP 20 OR LESS REBOUNDS	2/11/17 at Illinois (20)

### TEAM STEALS, ASSISTS, TURNOVERS, BLOCKS

15+ STEALS	11/12/17 vs. Fairleigh Dickinson (18)
10+ STEALS	12/17/17 at George Mason (11)
30+ ASSISTS	12/30/06 vs. VMI (36)
20+ ASSISTS	12/30/17 vs. Coppin State (22)
CONSECUTIVE GAMES/ 20+ ASSISTS	12/18/16 vs. St. John's (23), 12/21/16 vs Morgan State (23)
5 OR FEWER TURNOVERS	11/13/16 vs. Duquesne (20), 11/15/16 vs. Grand Canyon (20) 2/25/17 at Minnesota (5)
20 + TURNOVERS	11/12/17 vs. Fairleigh Dickinson (23)
OPP 25+ TURNOVERS	11/12/17 Fairleigh Dickinson (31)
10+ BLOCKS	12/22/17 vs. Rider (12)
10 PLAYERS 10+ MINUTES	12/19/09 vs. Gardner-Webb (10)

### INDIVIDUAL SCORING

PLAYER 40+ POINTS	Jesse Arnelle (40) vs. Temple, 1/29/1955
PLAYER 35+ POINTS	D.J. Newbill (37) vs. Purdue, 1/17/2015 (BJC Record)
PLAYER 30-34 POINTS	Tony Carr (31), 16/19 Texas A&M, 11/21/2017
3 PLAYERS 20+ POINTS	Claxton, Cornley, Hassell vs. VMI, 12/30/2006
2 PLAYERS 20+ POINTS	Tony Carr (31) and Shep Garner (25) (11/21/17)
6+ PLAYERS 10+ POINTS	11/20/17 vs. Pittsburgh (6)
5+ PLAYERS 10+ POINTS	12/19/16 vs. Binghamton (5)
2+ PLAYERS DOUBLE-DOUBLES	12/22/17 vs. Rider Josh Reaves (10 pts/13 reb) & Mike Watkins (10 pts/11 reb)

### MISC. INDIVIDUAL

PLAYER 20+ REBOUNDS	Aaron Johnson (20) vs. Sacred Heart, 11/27/04
PLAYER 15+ REBOUNDS	Mike Watkins (15) vs. Minnesota, 1/14/17 Mike Watkins (15) vs. Pitt, 12/10/16
PLAYER 10+ ASSISTS	Tony Carr (14) at Indiana (3ot), 2/1/17
PLAYER 5+ STEALS	Josh Reaves (5) vs. Coppin State, 12/30/17
PLAYER 5+ BLOCKS	Mike Watkins (7) vs. Wisconsin, 12/4/17
PLAYER 5+ BLOCKS, Consec. Games	Mike Watkins (5) vs. Albany, 11/11/16; Duquesne, 11/13/16
PLAYER 6+ THREES	Shep Garner (8) at Boston College, 12/2/15 Shep Garner vs. Rider, 12/22/17 Shep Garner (6) vs. Rutgers, 2/4/17 Shep Garner (6) at St. John's, 12/18/16

# GAME-BY-GAME 2017-18 RECAPS

## PENN STATE OPENS WITH WIN 86-75 WIN OVER CAMPBELL

**UNIVERSITY PARK, Pa.** -- The Penn State men's basketball team became the first Big Ten team to record a win in the 2017-18 season with a 86-75 victory over Campbell at the Bryce Jordan Center. Sophomore guard Tony Carr scored a career-best 33 points and flirted with a triple-double with nine rebounds and seven assists in the Nittany Lions' first action of the year.

Campbell's Chris Clemons led all scorers with 39 points, 24 coming in the second half. The junior guard tied the Bryce Jordan Center facility record for points scored by an individual and shares the mark with Lady Lion Maggie Lucas (12/9/2012). Thirteen of Clemons' points came at the free throw line.

Penn State led the game for 33:51 and opened up a 17-point lead eight minutes into the second half, but Campbell used an 11-2 run to close the gap to single digit points. Carr scored 18 points in the final 5:53 to help fend off the Camels and converted a layup and a free throw after being fouled by Shane Whitfield with 39 seconds left for a 77-70 Penn State lead. He added six more points off free throws.

In addition to his career best in points, Carr also set career bests in field goals attempted (23), free throws and free throws attempted with 13 and 15, respectively. He tied his career best for field goals made with nine. Junior forward Josh Reaves scored 15 as the only other Nittany Lion in double figures and added eight rebounds, three steals and a block to his stat line. Carr led Penn State in rebounds with his nine, tying the game-high with Campbell's Andrew Eudy, and Lamar Stevens and Julian Moore each grabbing six apiece. Eudy had 11 as the only other Camel in double-figure scoring.

The Nittany Lions crashed the boards and had a 44-37 advantage after only a two-rebound margin at the half. Foul trouble set in for both teams in the second half, sending Stevens and Wheeler to the bench for Penn State and ending the day for Shane Whitfield and Marcus Burk for Campbell.

### Official Basketball Box Score -- Game Totals -- Final Statistics Campbell vs Penn State 11/10/17 4:01 p.m. at University Park, Pa. (Bryce Jordan Ctr)

#### Campbell 75 • 0-1

#	Player	Total		3-Ptr		Rebounds		PF	TP	A	TO	Blk	Stl	Min	
		FG-FGA	FG-FGA	FT-FTA	Off	Def	Tot								
25	EUDY, Andrew	f	5-10	1-1	0-0	5	4	9	4	11	3	2	2	1	32
32	WHITFIELD, Shane	f	2-2	0-0	3-4	0	2	2	5	7	0	3	1	0	24
03	CLEMONS, Chris	g	12-29	2-10	13-15	1	6	7	2	39	4	5	0	1	37
22	GENSLER, Cory	g	1-6	0-3	0-0	1	5	6	2	2	0	2	1	2	39
34	BURK, Marcus	g	0-6	0-4	0-0	1	2	3	5	0	1	2	0	0	18
01	OLIVER, Damontez	g	3-5	3-5	0-0	0	1	1	4	9	0	1	1	0	14
02	NELSON, Ja'Cor	g	0-0	0-0	0-0	0	0	0	3	0	0	1	1	0	6
11	WHITFIELD, Jordan	g	0-0	0-0	0-0	0	0	0	0	0	0	0	0	0	6
15	LADO, Mogga	g	2-4	0-0	3-4	2	5	7	1	7	0	2	1	1	23
21	CLUXTON, Brooks	g	0-0	0-0	0-0	0	1	1	0	0	0	0	1	0	1
Team						1	0	1	1						
Totals			25-62	6-23	19-23	11	26	37	27	75	8	18	8	5	200

FG % 1st Half:	11-31	35.5%	2nd half:	14-31	45.2%	Game:	25-62	40.3%	Deadball Rebounds	1,1
3FG % 1st Half:	2-10	20.0%	2nd half:	4-13	30.8%	Game:	6-23	26.1%		
FT % 1st Half:	4-5	80.0%	2nd half:	15-18	83.3%	Game:	19-23	82.6%		

#### Penn State 86 • 1-0

#	Player	Total		3-Ptr		Rebounds		PF	TP	A	TO	Blk	Stl	Min	
		FG-FGA	FG-FGA	FT-FTA	Off	Def	Tot								
11	Stevens, Lamar	f	2-7	1-2	3-4	1	5	6	5	8	0	6	2	0	28
23	Reaves, Josh	f	4-11	0-3	7-8	3	5	8	2	15	1	4	1	3	31
44	Moore, Julian	f	2-5	0-0	4-6	4	2	6	1	8	0	1	1	0	27
10	Carr, Tony	g	9-23	2-5	13-15	2	7	9	3	33	7	1	0	1	35
33	Garner, Shep	g	2-9	2-8	2-2	1	1	2	1	8	3	0	0	1	35
01	Zemgulis, Deivis	g	1-1	0-0	0-0	1	0	1	1	2	0	0	0	0	3
03	Pierce, Satchel	g	0-0	0-0	4-6	1	4	5	1	4	0	0	0	0	11
04	Bostick, Nazeer	g	2-6	0-0	0-0	0	2	2	4	4	0	2	0	2	14
05	Wheeler, Jamari	g	2-3	0-1	0-0	0	0	0	5	4	0	0	0	1	15
21	Harrar, John	g	0-0	0-0	0-0	0	0	0	1	0	0	0	0	0	1
Team						2	3	5							
Totals			24-65	5-19	33-41	15	29	44	24	86	11	14	4	8	200

FG % 1st Half:	11-35	31.4%	2nd half:	13-30	43.3%	Game:	24-65	36.9%	Deadball Rebounds	7
3FG % 1st Half:	3-14	21.4%	2nd half:	2-5	40.0%	Game:	5-19	26.3%		
FT % 1st Half:	11-14	78.6%	2nd half:	22-27	81.5%	Game:	33-41	80.5%		

Officials: Larry Scrotto, Edwin Young, Bret Wegenke  
Technical fouls: Campbell-TEAM, Penn State-None.  
Attendance:

Score by periods	1st	2nd	Total
Campbell	28	47	75
Penn State	36	50	86

Points	In	Off	2nd	Fast	Bench
CAMPBE	Paint	T/O	Chance	Break	
PSU	34	14	6	10	16
PSU	38	12	14	8	14

Last FG - CAMPBELL 2nd-00:21, PSU 2nd-00:39.  
Largest lead - CAMPBELL by 2 1st-19:25, PSU by 17 2nd-12:13.  
CAMPBELL led for 01:37, PSU led for 33:51. Game was tied for 04:32.

Score tied - 4 times.  
Lead changed - 3 times.

## NITTANY LIONS BEST FAIRLEIGH DICKINSON 81-57

**UNIVERSITY PARK, Pa.** -- The Penn State men's basketball team topped the visiting Fairleigh Dickinson Knights, 81-57, on Sunday evening in the Bryce Jordan Center in nonconference action. Five Nittany Lions finished the night with double-figure scoring, led by sophomore guard Tony Carr who had 20 points.

Penn State would out-score the Knights 25-9 after scratching its way to a one-point lead after missing its first five field goal attempts of the game. A three from Josh Reaves gave the Nittany Lions the lead at the 11:04 mark and the junior guard added five more points over the next 90 seconds.

Reaves was a huge part of the Nittany Lions' surge, tying the game at 20 with a layup and pushing them ahead with a layup and tip-in. He scored 12 points during the run and assisted on two other baskets as Penn State took the 16-point lead at the half. Carr added 11 during the 25-9 run, including a last-second "falling away" jumper as he fell backward onto the floor as time expired.

The second half started with a 9-2 Penn State run, but cold shooting by the Nittany Lions saw them connect on just one of a dozen attempts. Tough defense and back-to-back stops resulted in Reaves' and Lamar Stevens' dunks to spark the offense. From there, the Nittany Lions ran away with the game.

Carr, who had 33 points in Penn State's win on Friday, went a perfect 9-9 from the charity stripe to go along with this five field goals. He added seven assists, four rebounds and a career-best three steals to his 20-point total.

Reaves finished with a season-best 17 points, and had the game-high total with nine rebounds, adding four steals, four assists, and a block. In his first game of the season for the Nittany Lions, Mike Watkins put up 15 points, adding five rebounds, three blocks, and two steals.

The fourth and fifth Nittany Lions in double figures were Lamar Stevens and Nazeer Bostick, who added 12 points each. Stevens also grabbed seven boards and dished out four assists.

Penn State finished the game shooting 44.8-percent from the game, and out-rebounded the Knights, 42-26. The Nittany Lion defense also forced Fairleigh Dickinson to turn the ball over 31 times, while the Nittany Lions recorded 18 steals. The 18 steals inside the Bryce Jordan Center was an arena record for men's game.

### Official Basketball Box Score -- Game Totals -- Final Statistics Fairleigh Dickinson vs Penn State 11/12/17 5:01 p.m. at University Park, Pa. (Bryce Jordan Ctr)

#### Fairleigh Dickinson 57 • 0-2

#	Player	Total		3-Ptr		Rebounds		PF	TP	A	TO	Blk	Stl	Min	
		FG-FGA	FG-FGA	FT-FTA	Off	Def	Tot								
12	BISHOP, Kaleb	f	0-3	0-0	1-2	0	6	6	5	1	0	2	1	0	17
14	WILLIAMS, Elyjah	f	3-6	0-0	1-2	1	3	4	5	7	4	3	0	1	24
34	HOLLOWAY Jr., Mike	f	6-12	1-2	6-7	2	2	4	2	19	1	3	1	2	36
01	EDGE, Darnell	g	1-6	0-2	0-0	0	1	1	3	2	2	2	0	0	27
03	JENKINS, Jahll	g	5-11	1-2	3-5	1	3	4	0	14	4	6	0	1	34
05	MORGAN, Noah	g	3-4	1-1	0-0	0	4	4	3	7	0	6	0	1	19
10	McNAMARA, Pat	g	2-4	2-3	0-0	0	1	1	2	6	0	2	0	2	24
13	SCHROBACK, Mike	g	0-1	0-0	0-0	0	1	1	0	0	0	5	0	1	8
20	RHODEN, Dondre	g	0-0	0-0	1-2	0	0	0	1	1	0	0	0	0	6
35	MILLER, Malik	g	0-0	0-0	0-0	0	0	0	0	0	0	0	1	0	5
Team						0	1	1							
Totals			20-47	5-10	12-18	4	22	26	21	57	11	31	3	8	200

FG % 1st Half:	10-22	45.5%	2nd half:	10-25	40.0%	Game:	20-47	42.6%	Deadball Rebounds	5
3FG % 1st Half:	4-7	57.1%	2nd half:	1-3	33.3%	Game:	5-10	50.0%		
FT % 1st Half:	5-10	50.0%	2nd half:	7-8	87.5%	Game:	12-18	66.7%		

#### Penn State 81 • 2-0

#	Player	Total		3-Ptr		Rebounds		PF	TP	A	TO	Blk	Stl	Min	
		FG-FGA	FG-FGA	FT-FTA	Off	Def	Tot								
11	Stevens, Lamar	f	5-11	0-1	2-2	1	6	7	0	12	4	3	1	2	33
24	Watkins, Mike	f	6-9	0-0	3-5	2	3	5	2	15	1	3	3	2	20
10	Carr, Tony	g	5-10	1-2	9-9	0	4	4	0	20	7	2	0	3	30
23	Reaves, Josh	g	7-10	2-3	1-2	3	6	9	4	17	4	3	1	4	30
33	Garner, Shep	g	0-7	0-6	0-0	1	1	2	3	0	1	2	0	2	25
01	Zemgulis, Deivis	g	1-3	1-2	0-0	1	0	1	0	3	0	2	0	1	7
03	Pierce, Satchel	g	0-4	0-0	0-1	2	1	3	0	3	0	3	0	0	11
04	Bostick, Nazeer	g	5-7	0-0	2-3	1	1	2	0	12	0	2	0	1	20
05	Wheeler, Jamari	g	0-5	0-2	0-0	2	1	3	2	0	0	2	0	2	14
21	Harrar, John	g	1-1	0-0	0-0	2	0	2	2	2	0	1	0	1	7
35	Buttrick, Trent	g	0-0	0-0	0-0	0	1	1	0	0	0	0	0	0	1
44	Moore, Julian	g	0-0	0-0	0-0	0	0	0	2	0	0	0	0	0	2
Team						3	0	3							
Totals			30-67	4-16	17-22	18	24	42	18	81	17	23	5	18	200

FG % 1st Half:	14-29	48.3%	2nd half:	16-38	42.1%	Game:	30-67	44.8%	Deadball Rebounds	2
3FG % 1st Half:	3-8	37.5%	2nd half:	1-8	12.5%	Game:	4-16	25.0%		
FT % 1st Half:	14-17	82.4%	2nd half:	3-5	60.0%	Game:	17-22	77.3%		

Officials: Terry Oglesby, Donnie Eppley, John Floyd  
Technical fouls: Fairleigh Dickinson-BISHOP, Kaleb, Penn State-Pierce, Satchel.  
Attendance: 5802

Score by periods	1st	2nd	Total
Fairleigh Dickinson	29	28	57
Penn State	45	36	81

Points	In	Off	2nd	Fast	Bench
FDU	Paint	T/O	Chance	Break	
PSU	30	20	3	10	14
PSU	46	29	14	18	17

Last FG - FDU 2nd-02:27, PSU 2nd-01:02.  
Largest lead - FDU by 7 1st-13:37, PSU by 28 2nd-07:18.  
FDU led for 07:14, PSU led for 29:58. Game was tied for 02:48.

Score tied - 2 times.  
Lead changed - 5 times.

# GAME-BY-GAME 2017-18 RECAPS

## PENN STATE PUSHES TO 3-0 WITH MONTANA WIN

**UNIVERSITY PARK, Pa.** -- The Penn State men's basketball team gutted out a 70-57 win over Montana as part of the Legends Classic University Park Regional. A 9-2 run in the final minutes pushed the Nittany Lions past the Grizzlies for their third win of the 2017-18 season. Sophomore forward Lamar Stevens scored 15 of his 25 points in the second half and had seven rebounds in the victory.

Penn State built a 10-point lead, 51-41, midway through the second half, in part due to a sharp-shooting 10-14 from the field. Montana challenged the Nittany Lions by hitting four of its next five baskets to pull within one, 51-50. A triple by senior guard Shep Garner, who was 1-4 in the first half, and layup by junior guard Josh Reaves for a quick 5-0 run over 40 seconds switched the momentum back to Penn State.

Montana fought back again to trim an eight-point lead back to three with four minutes left in the game. A 10-second backcourt violation on the Grizzlies put the ball back into the hands of the Nittany Lions where Garner delivered a picture-perfect three-pointer and then hit another after a Stevens steal to push Penn State back in front by nine, 64-55.

An aggressive Nittany Lion defense held Montana to only 32.3 percent shooting in the second half and 39.3 percent overall. Penn State, which shot 57.1 percent in the second half, recorded its highest field goal and three-point field goal percentage of the year at 50 percent.

Stevens added two assists, two steals and a block to his night's totals. Garner and Reaves matched with 12 points on the night and redshirt sophomore Mike Watkins had eight points and four blocks.

Early on, Penn State and Montana traded six leads and were tied four times before the Nittany Lions took a 34-29 lead at halftime. Penn State held an opponent to less than 60 points for the second straight game.

### Official Basketball Box Score -- Game Totals -- Final Statistics Montana vs Penn State 11/15/17 7:01 p.m. at University Park, Pa. (Bryce Jordan Ctr)

#### Montana 57 • 2-1

##	Player	Total FG-FGA	3-Ptr FG-FGA	FT-FTA	Rebounds			PF	TP	A	TO	Blk	Stl	Min
					Off	Def	Tot							
15	AKOH, Jamar	3-8	1-2	4-8	3	3	6	3	11	0	1	2	2	34
20	KRSLOVIC, Fabijan	2-2	0-0	2-2	0	7	7	3	6	0	3	1	2	25
00	OGUINE, Michael	6-15	2-5	1-5	2	5	7	3	15	0	0	1	0	34
14	RORIE, Ahmaad	7-18	2-9	0-0	0	3	3	3	16	4	4	0	3	38
24	MOOREHEAD, Bobby	1-4	0-3	0-0	0	2	2	1	2	2	3	1	2	34
01	FALLS, Timmy	0-1	0-1	0-0	0	1	1	1	0	0	1	0	0	7
03	BEVENS, Niko	0-0	0-0	0-0	0	0	0	0	0	0	0	0	0	1
04	PRIDGETT, Sayeed	2-6	1-1	0-0	2	1	3	4	5	3	2	0	0	20
05	NICHOLAS, Karl	1-2	0-0	0-0	2	1	3	4	2	0	0	0	0	7
10	ESPE, Lars	0-0	0-0	0-0	0	0	0	0	0	0	0	0	0	0+
13	SPOJA, Trevor	0-0	0-0	0-0	0	0	0	0	0	0	0	0	0	0+
40	BESOVIC, Admir	0-0	0-0	0-0	0	0	0	0	0	0	0	0	0	0+
Team					1	1	2				1			
Totals		22-56	6-21	7-15	10	24	34	22	57	9	15	5	9	200

FG % 1st Half:	12-25	48.0%	2nd half:	10-31	32.3%	Game:	22-56	39.3%	Deadball Rebounds
3FG % 1st Half:	2-8	25.0%	2nd half:	4-13	30.8%	Game:	6-21	28.6%	4
FT % 1st Half:	3-6	50.0%	2nd half:	4-9	44.4%	Game:	7-15	46.7%	

#### Penn State 70 • 3-0

##	Player	Total FG-FGA	3-Ptr FG-FGA	FT-FTA	Rebounds			PF	TP	A	TO	Blk	Stl	Min
					Off	Def	Tot							
11	Stevens, Lamar	8-14	1-2	8-9	1	6	7	2	25	2	5	2	2	38
24	Watkins, Mike	3-4	0-0	2-2	0	6	6	3	8	0	1	4	0	19
10	Carr, Tony	3-9	1-1	0-0	1	1	2	1	7	2	2	0	0	19
23	Reaves, Josh	4-6	0-2	4-8	0	2	2	2	12	1	0	1	0	33
33	Garner, Shep	4-7	4-7	0-2	0	5	5	1	12	3	1	0	0	32
03	Pierce, Satchel	1-3	0-0	0-0	1	1	2	3	2	1	0	1	0	11
04	Bostick, Nazeer	1-4	0-0	0-1	1	0	1	2	2	0	2	0	0	22
05	Wheeler, Jamari	0-1	0-0	0-2	0	2	2	1	0	3	2	0	0	17
44	Moore, Julian	1-2	0-0	0-0	0	3	3	0	2	0	0	1	1	9
Team					0	2	2				2			
Totals		25-50	6-12	14-24	4	28	32	15	70	12	15	9	3	200

FG % 1st Half:	13-29	44.8%	2nd half:	12-21	57.1%	Game:	25-50	50.0%	Deadball Rebounds
3FG % 1st Half:	2-5	40.0%	2nd half:	4-7	57.1%	Game:	6-12	50.0%	7
FT % 1st Half:	6-6	75.0%	2nd half:	8-16	50.0%	Game:	14-24	58.3%	

Officials: Paul Szelc, Kelly Pfeiffer, Brian Dorsey  
Technical fouls: Montana-None. Penn State-None.  
Attendance: 5854  
Flagrant-1 on Montana #20 at 19:48 first.

Score by periods	1st	2nd	Total	Points	In Paint	Off T/O	2nd Chance	Fast Break	Bench
Montana	29	28	57	28	14	12	8	7	6
Penn State	34	36	70	28	13	7	4	8	6

Last FG - UM 2nd-00:57, PSU 2nd-00:51.  
Largest lead - UM by 2 1st-15:47, PSU by 13 2nd-00:32.  
UM led for 02:58. PSU led for 35:12. Game was tied for 01:50.

Score tied - 4 times.  
Lead changed - 6 times.

## PENN STATE MOVES TO 4-0 WITH WIN OVER COLUMBIA

**UNIVERSITY PARK, Pa.** -- The Penn State men's basketball team moved to 4-0 on the season with a 79-65 win over Columbia at the Bryce Jordan Center with senior guard Shep Garner scoring a game-high 26 points to lead the Nittany Lions. Paying homage to the institution's original school colors, Penn State also remained undefeated in its black and pink alternative uniforms at 5-0.

Penn State, playing its fourth game in the opening eight days of the season, was without the services of two starters, Tony Carr and Josh Reaves, who both missed the game with injuries. Garner, who also was banged up in Wednesday night's game against Montana, was still recognizable in a protective face mask, as were his shooting skills. Garner tied his career high with 10 field goals and had his most points since a 26-point outing vs. Colorado in December 22, 2015.

In a game of runs, the Nittany Lions would take a double-figure lead only to have Columbia end a scoring drought with a flurry of points. In the first half, a nearly seven-minute spell allowed Penn State to go from a point down at 8-7 to a 22-8 lead to hold a 10-point advantage with 2:22 left before the break.

While three of Penn State's starters, Nazeer Bostick, Lamar Stevens and Mike Watkins, were relegated to the bench with two fouls each, six of eight points in a two-minute span came from Jaron Faulds. Then Gabe Stefanini pulled Columbia within three as his trey fell through the bottom of the net as time ran out in the half.

Penn State dominated in the minutes following the break as it leaned on Watkins and his 10 points as he went 5-5 and had four of his six blocks in the second period. Watkins recorded his ninth career double-double with 11 points and 14 rebounds. He took sole possession of the number-six spot on Penn State's career list for blocks with 103, passing both Carvin Jefferson (99) and Donovan Jack (100).

Numerous Nittany Lions stepped up with contributions in the victory. Over a stretch of three minutes in the second half, four different Penn State players scored and Watkins added a dunk and another layup for the largest lead at 19. Freshman guard Jamar Wheeler played a career-high 36 minutes with bests in points (7), assists (4) and steals (3). Satchel Pierce hit seven free throws, a career high, and had 11 points off the bench.

Overall Penn State collected 10 steals and forced Columbia into 20 turnovers and the Nittany Lions held Columbia to 19 three-point field goal attempts. Columbia had averaged 31.5 attempts per game, including a mark of 39 against its last opponent.

### Official Basketball Box Score -- Game Totals -- Final Statistics Columbia vs Penn State 11/17/17 7:01 p.m. at University Park, Pa. (Bryce Jordan Ctr)

#### Columbia 65 • 1-2

##	Player	Total FG-FGA	3-Ptr FG-FGA	FT-FTA	Rebounds			PF	TP	A	TO	Blk	Stl	Min
					Off	Def	Tot							
03	Tape, Patrick	3-3	0-0	2-2	4	3	7	4	8	0	4	2	1	24
11	Meisner, Lukas	3-7	2-4	0-0	0	2	2	3	8	1	1	1	0	29
10	Adlesh, Quinton	3-9	3-7	2-2	0	6	6	3	11	3	1	0	1	37
12	Smith, Mike	7-22	0-3	4-4	0	2	2	2	18	6	6	0	1	34
22	Hickman, Nate	3-9	2-4	3-4	1	5	6	3	11	2	3	0	0	40
15	Stefanini, Gabe	1-2	1-1	0-0	0	0	0	0	3	0	3	0	0	9
31	Hanson, Myles	0-1	0-0	0-0	0	2	2	0	0	0	0	0	0	11
44	Faulds, Jaron	3-6	0-0	0-0	1	2	3	2	6	0	1	1	0	16
Team					2	3	5				1			
Totals		23-59	8-19	11-12	8	25	33	17	65	12	20	4	3	200

FG % 1st Half:	11-29	37.9%	2nd half:	12-30	40.0%	Game:	23-59	39.0%	Deadball Rebounds
3FG % 1st Half:	6-10	60.0%	2nd half:	2-9	22.2%	Game:	8-19	42.1%	1
FT % 1st Half:	7-8	87.5%	2nd half:	4-4	100.0%	Game:	11-12	91.7%	

#### Penn State 79 • 4-0

##	Player	Total FG-FGA	3-Ptr FG-FGA	FT-FTA	Rebounds			PF	TP	A	TO	Blk	Stl	Min
					Off	Def	Tot							
11	Stevens, Lamar	6-14	2-5	0-2	4	2	6	3	14	2	2	0	1	28
24	Watkins, Mike	5-7	0-0	1-1	2	12	14	2	11	0	1	6	1	23
44	Moore, Julian	0-0	0-0	0-0	1	2	3	1	0	0	3	1	0	9
04	Bostick, Nazeer	2-11	0-2	6-6	2	6	8	2	10	3	2	0	2	35
33	Garner, Shep	10-18	5-11	1-2	0	1	1	1	26	1	1	0	3	39
01	Zemgulis, Deivis	0-1	0-1	0-0	2	2	4	1	0	1	0	0	0	15
03	Pierce, Satchel	2-5	0-1	7-8	1	2	3	2	11	0	2	0	0	15
05	Wheeler, Jamari	2-9	0-3	3-3	1	1	2	2	7	4	1	0	3	36
Team					1	0	1				1			
Totals		27-65	7-23	18-22	14	28	42	14	79	11	13	7	10	200

FG % 1st Half:	13-36	36.1%	2nd half:	14-29	48.3%	Game:	27-65	41.5%	Deadball Rebounds
3FG % 1st Half:	4-15	26.7%	2nd half:	3-8	37.5%	Game:	7-23	30.4%	3
FT % 1st Half:	8-11	72.7%	2nd half:	10-11	90.9%	Game:	18-22	81.8%	

Officials: Rob Riley, Rob Kueseman, Courtney Green  
Technical fouls: Columbia-None. Penn State-None.  
Attendance: 6529

Score by periods	1st	2nd	Total	Points	In Paint	Off T/O	2nd Chance	Fast Break	Bench
Columbia	35	30	65	24	13	7	8	9	18
Penn State	38	41	79	26	16	9	5	18	

Last FG - COL 2nd-00:57, PSU 2nd-02:23.  
Largest lead - COL by 5 1st-19:11, PSU by 19 2nd-08:12.  
COL led for 04:52. PSU led for 34:51. Game was tied for 00:17.

Score tied - 1 time.  
Lead changed - 3 times.

# GAME-BY-GAME 2017-18 RECAPS

## PENN STATE CRUISES TO 85-54 WIN OVER PITTSBURGH

**BROOKLYN, N.Y.** -- The Nittany Lions took a double-digit lead less than four minutes into its game against Pittsburgh in its Legends Classic game at Barclays Center and never looked back en route to an 85-54 victory. Penn State is now 5-0 on the season, the first 5-0 start since 2008-09.

Sophomore guard Tony Carr set the tone, leading six Nittany Lions in double-figure scoring with 16 points from a perfect 4-4 from beyond the arc. Penn State shot 52.9 percent in the first half (18-34) and only got better in the second period at 64 percent (16-25).

The Nittany Lions also held the advantage on the boards 42-32 and had only one turnover in the first half while forcing eight Panther miscues in the first 20 minutes and 14 for the game.

Not only was nearly every shot falling for Penn State early on, but the Nittany Lions had hot hands for the rest of the half with 61% shooting after the first eight minutes. Defensively, Penn State kept the Panthers at sub-30 percent shooting for the first 12 minutes of the game, including a 1-11 start.

The Nittany Lions scored their most points in a first half so far this season with 47, while Pittsburgh had the lowest total for a Penn State opponent in a half with 21 in part coming on a 15-1 run over the final 5:30 of the period. That stretch included dunks by Mike Watkins and Reaves and two of Carr's four triples. Overall, the 57.6 percent shooting from the field was the highest for Penn State this season with season-best numbers in three-point field goals (9) and turnovers (11).

Carr hit four three-pointers, a career best for the sophomore, and had six rebounds, five assists and a steal. Sophomore forward Lamar Stevens collected a team-best eight rebounds and had 10 points along with Josh Reaves and Nazeer Bostick. Both Mike Watkins and Shep Garner had 13 points each. Bostick set career marks in assists (4) and steals (4) as well.

Penn State defeated Pittsburgh for the first time in eight meetings, last winning 88-74 on December 6, 2000, with the 85 points in Monday's win the most since that contest. Penn State's 31-point margin of victory over Pittsburgh is the largest in the series since an 84-44 win in 1967.

### Official Basketball Box Score -- Game Totals -- Final Statistics Penn State vs Pittsburgh 11/20/17 9:30 P.M. at Barclays Center (Brooklyn, N.Y.)

#### Penn State 85 • 5-0

#	Player	Total	3-Ptr			Rebounds			PF	TP	A	TO	Blk	Stl	Min
			FG-FGA	FG-FGA	FT-FTA	Off	Def	Tot							
11	STEVENS, Lamar	f	4-11	0-4	2-2	1	7	8	1	10	2	1	2	0	26
24	WATKINS, Mike	f	6-6	0-0	1-2	0	5	5	1	13	0	1	3	1	22
10	CARR, Tony	g	6-9	4-4	0-0	0	6	6	1	16	5	2	0	1	26
23	REAVES, Josh	g	4-8	2-4	0-0	2	3	5	1	10	0	2	0	21	
03	GARNER, Shep	g	5-10	3-8	0-0	0	3	3	1	13	2	1	0	0	26
01	ZEMGULIS, Deivis	f	0-1	0-1	0-0	1	0	1	1	0	0	0	0	0	8
03	PIERCE, Satchel	f	0-1	0-0	2-5	0	1	1	3	2	1	1	0	0	10
04	BOSTICK, Nazeer	f	4-5	0-0	2-4	1	1	2	0	10	4	0	0	4	20
05	WHEELER, Jamari	f	0-1	0-1	1-2	0	1	1	3	1	2	0	0	1	19
21	HARRAR, John	f	2-3	0-0	0-1	1	0	1	0	4	0	0	0	0	5
35	BUTTRICK, Trent	f	1-2	0-0	0-2	2	1	3	2	2	0	1	0	0	3
44	MOORE, Julian	f	2-2	0-0	0-0	2	2	4	1	4	0	2	0	0	14
Team						0			2						
Totals			34-59	9-22	8-18	10	32	42	15	85	16	11	5	10	200

FG % 1st Half:	18-34	52.9%	2nd half:	16-25	64.0%	Game:	34-59	57.6%	Deadball Rebounds:	
3FG % 1st Half:	7-15	46.7%	2nd half:	2-7	28.6%	Game:	9-22	40.9%		3.1
FT % 1st Half:	4-6	66.7%	2nd half:	4-12	33.3%	Game:	8-18	44.4%		

#### Pittsburgh 54 • 1-3

#	Player	Total	3-Ptr			Rebounds			PF	TP	A	TO	Blk	Stl	Min
			FG-FGA	FG-FGA	FT-FTA	Off	Def	Tot							
04	LUTHER, Ryan	f	2-11	1-5	1-2	3	6	9	2	6	1	1	0	1	29
21	BROWN, Terrell	f	1-3	0-0	0-0	0	1	1	2	0	2	0	0	0	11
00	WILSON-FRAME, Jared	g	6-19	5-12	0-0	2	0	2	2	17	1	3	0	1	25
02	MILLIGAN, Jonathan	g	3-5	1-2	1-3	0	1	1	0	8	2	0	0	0	19
13	DAVIS, Khameron	g	0-0	0-0	0-1	0	3	3	1	0	1	1	0	0	21
01	STEWART, Parker	f	1-7	1-5	0-0	0	1	1	3	1	0	0	0	0	20
05	CARR, Marcus	f	3-6	1-2	2-2	0	1	1	9	1	4	0	0	1	23
15	CHUKWUKA, Kene	f	0-0	0-0	0-0	1	2	3	4	0	1	0	0	1	15
23	STEVENSON, Shamiel	f	1-5	0-1	0-0	0	0	0	0	2	3	0	0	0	13
24	GEORGE, Samson	f	0-0	0-0	1-2	0	1	1	3	1	0	0	0	0	6
33	BOYKINS, Monty	f	1-2	1-2	1-2	0	1	1	2	4	0	2	0	1	10
42	ILEGOMAH, Peace	f	0-0	0-0	2-2	2	2	4	4	2	0	1	0	0	8
Team						2			3						
Totals			18-58	10-29	8-14	10	22	32	21	54	11	14	0	5	200

FG % 1st Half:	8-28	28.6%	2nd half:	10-30	33.3%	Game:	18-58	31.0%	Deadball Rebounds:	
3FG % 1st Half:	4-14	28.6%	2nd half:	6-15	40.0%	Game:	10-29	34.5%		3
FT % 1st Half:	1-2	50.0%	2nd half:	7-12	58.3%	Game:	8-14	57.1%		

Officials: Earl Walton, Sean Hull, Raymond Styons  
Technical fouls: Penn State-None. Pittsburgh-None.  
Attendance: 5904  
2017 Progressive Legends Classic - Semifinal Game 2

Score by periods	1st	2nd	Total
Penn State	47	38	85
Pittsburgh	21	33	54

	In	Off	2nd	Fast	Bench
Points	Paint	T/O	Chance	Break	
PSU	40	25	8	12	23
UP	12	3	8	0	21

Last FG - PSU 2nd-01:12, UP 2nd-01:01.  
Largest lead - PSU by 42 2nd-04:50, UP None.  
PSU led for 39:35. UP led for 00:00. Game was tied for 00:25.

Score tied - 0 times.  
Lead changed - 0 times.

## #16 TEXAS A&M HOLDS OFF PSU FOR LEGENDS TITLE

**BROOKLYN, N.Y.** -- Penn State men's basketball went toe-to-toe with one of the nation's top 20 teams in Texas A&M in the championship game of the Legends Classic, but fell short in the final score, 98-87. The 16th-ranked Aggies shot 61.5 percent for the game and had five players in double figures with 22 points from point guard Duane Wilson and a 21-point, 10-rebound contribution from sophomore forward Robert Williams off the bench.

Scoring the most points of the season with 87, the Nittany Lion offense relied on sophomores Tony Carr and Lamar Stevens, who combined for 56 points. Penn State had its second-best shooting percentage from the field at 50.8 percent after a 57.6 mark in the Pittsburgh win the previous night. Defensively, the Nittany Lions forced 16 turnovers and held the Aggies' leading scorer D.J. Hogg to a third of his scoring average with only seven points. Hogg was scoreless in the first half.

Neither team held more than a five-point advantage in the first half with 11 lead changes and seven ties. The opening of the half hinted at more of the same action as in the first, but Stevens went to the bench with three personal fouls at the 18:20 mark. The Aggies turned their field goal shooting up a notch while the Nittany Lions struggled from the floor.

Over four-and-a-half minutes, Texas A&M put together a 20-5 run to take a 17-point lead, 70-53, with 12:09 left in the game. Back-to-back baskets for Stevens and back-to-back steals and scores from Jamari Wheeler and Carr knocked the margin to single digits.

Penn State responded again and again, pulling within six at the eight-minute mark, then five, 77-72, with just under six minutes remaining after another Wheeler steal led to a Wheeler layup. Missed shots over the next five minutes by the Nittany Lions allowed the Aggies to take and hold onto a double-digit lead. Penn State scored 10 points in the final 52 seconds, but the field goals were offset by Texas A&M free throws.

Stevens led Penn State in both rebounds and assists. For the tandem of Carr and Stevens, it was the second time in their careers they had both scored 20 or more points in a game, the last time was vs. Duquesne (1113/16).

The loss to Texas A&M was the first for the Nittany Lions in 2017-18 after starting their season with a 5-0 mark, its best since the 2008-09 campaign.

### Official Basketball Box Score -- Game Totals -- Final Statistics Penn State vs Texas A&M 11/21/17 6:05 p.m. at Barclays Center (Brooklyn, N.Y.)

#### Penn State 87 • 5-1

#	Player	Total	3-Ptr			Rebounds			PF	TP	A	TO	Blk	Stl	Min
			FG-FGA	FG-FGA	FT-FTA	Off	Def	Tot							
11	Stevens, Lamar	f	8-16	0-3	9-11	3	4	7	3	25	5	1	2	1	36
24	Watkins, Mike	f	3-5	0-0	1-2	1	2	3	3	7	2	0	2	1	25
10	Carr, Tony	g	11-20	2-4	7-11	0	1	1	2	31	3	2	0	4	38
23	Reaves, Josh	g	2-5	1-4	2-2	1	1	2	5	7	4	0	1	4	32
03	Garner, Shep	g	2-7	2-7	0-0	0	2	2	1	6	1	2	0	1	26
03	Pierce, Satchel	f	2-2	0-0	0-0	1	2	3	2	4	0	2	0	1	11
04	Bostick, Nazeer	f	0-1	0-0	1-2	0	0	0	1	1	0	1	0	0	8
05	Wheeler, Jamari	f	2-3	0-1	0-0	1	1	2	3	4	0	1	0	2	16
21	Harrar, John	f	0-0	0-0	0-0	0	0	0	1	0	0	1	0	0	2
44	Moore, Julian	f	1-2	0-0	0-0	0	0	0	0	2	0	0	0	0	6
Team						2			1						
Totals			31-61	5-19	20-28	9	14	23	21	87	15	10	5	14	200

FG % 1st Half:	16-26	61.5%	2nd half:	15-35	42.9%	Game:	31-61	50.8%	Deadball Rebounds:	
3FG % 1st Half:	2-9	22.2%	2nd half:	3-10	30.0%	Game:	5-19	26.3%		2
FT % 1st Half:	6-7	85.7%	2nd half:	14-21	66.7%	Game:	20-28	71.4%		

#### Texas A&M 98 • 4-0

#	Player	Total	3-Ptr			Rebounds			PF	TP	A	TO	Blk	Stl	Min
			FG-FGA	FG-FGA	FT-FTA	Off	Def	Tot							
01	HOGG, D.J.	f	2-10	1-4	2-4	2	5	7	3	7	4	1	2	1	39
10	TROCHA-MORELOS, Ton	f	3-5	1-3	4-4	1	4	5	2	11	1	3	0	1	26
04	DAVIS, Tyler	c	6-9	1-1	2-2	2	4	6	1	15	1	0	0	1	28
03	GILDER, Admon	g	4-4	2-2	4-4	0	4	4	4	14	3	4	1	0	26
13	WILSON, Duane	g	7-10	1-1	7-7	0	2	2	4	22	6	3	1	1	30
00	CHANDLER, Jay Jay	f	1-2	0-1	2-2	1	0	1	2	4	1	0	0	0	14
02	STARKS, T.J.	f	0-2	0-0	4-4	0	0	0	1	4	1	3	0	0	14
44	WILLIAMS, Robert	f	10-12	0-0	1-2	3	7	10	4	21	1	2	1	1	23
Team						0			1						
Totals			33-54	6-12	26-29	9	27	36	21	98	18	16	5	5	200

FG % 1st Half:	15-27	55.6%	2nd half:	18-27	66.7%	Game:	33-54	61.1%	Deadball Rebounds:	
3FG % 1st Half:	4-8	50.0%	2nd half:	2-4	50.0%	Game:	6-12	50.0%		1
FT % 1st Half:	8-8	100.0%	2nd half:	18-21	85.7%	Game:	26-29	89.7%		

Officials: Brian Dorsey, Donnie Eppley, Rob Riley  
Technical fouls: Penn State-None. Texas A&M-None.  
Attendance: 5081  
Progressive Legends Classic Championship Game  
Progressive Legends Classic MVP - Robert Williams III  
Progressive Legends Classic All-Tournament Team - Jeffrey Carroll (OSU), Lamar Stevens (PSU), Tony Carr (PSU), Duane Wilson (TA&M)

Score by periods	1st	2nd	Total
Penn State	40	47	87
Texas A&M	42	56	98

	In	Off	2nd	Fast	Bench
Points	Paint	T/O	Chance	Break	
PSU	42	23	11	14	11
TAMU	52	14	17	11	29

Last FG - PSU 2nd-00:08, TAMU 2nd-00:48.  
Largest lead - PSU by 5 1st-02:24, TAMU by 17 2nd-12:09.  
PSU led for 08:59. TAMU led for 27:37. Game was tied for 03:24.

Score tied - 8 times.  
Lead changed - 11 times.

# GAME-BY-GAME 2017-18 RECAPS

## PENN STATE TOPS ORAL ROBERTS 86-48

**UNIVERSITY PARK, Pa.** -- Finishing out the November home schedule with a perfect 5-0 mark, the Penn State men's basketball team topped Oral Roberts 86-48. Four Nittany Lions scored in double figures with guards Nazeer Bostick and Jamari Wheeler having career-best days with 14 points each.

Penn State made six of its first seven attempts while holding the Golden Eagles to just 1-6 shooting in the game's first five minutes.

The Nittany Lions had their three highest field goal percentages of the season this week including the 56.1 percent against Oral Roberts, bolstered by a 66.7 percent (19-27) in the second half. Defensively, Penn State held the Golden Eagles to 33.3 percent shooting for the game and only 25.9 percent (7-27) in the first half.

The defensive efforts translated into only 19 first-half points for Oral Roberts, the lowest total allowed by Penn State in any half this season. Penn State came out of halftime on a 17-5 run and shot 66.7 percent in the second period, the best of any half this season.

Highlights of the second half included three-straight steals by Wheeler, leading to two of his own layups, and a dunk by redshirt sophomore forward Mike Watkins. On the afternoon, Penn State tied a season-low with only 10 turnovers and swiped 14 steals, a total tied for second highest this year.

Wheeler set five career-high numbers and tied another with 14 points, a game-best seven rebounds, five steals and six field goals made, and tied his career-best with four assists. Bostick tied his career best with field goals made and, Josh Reaves, who totaled 10 points, added to his stat line with four steals, three assists and a blocked shot.

Penn State dominated in other team categories, scoring 44 of its 86 points in the paint to Oral Roberts' 20 and nearly doubling in point contributions from the bench (41-21). The Nittany Lions took advantage of Golden Eagles' mistakes, converting the 18 turnovers into 29 points.

With 86 points in today's game and 87, and 85, respectively, against Texas A&M and Pittsburgh, the Nittany Lions posted consecutive 80-plus-point games for the first time this season and the first time since the opening three games of 2016-17.

### Official Basketball Box Score -- Game Totals -- Final Statistics Oral Roberts vs Penn State 11/24/17 3 p.m. at University Park, Pa. (Bryce Jordan Ctr)

#### Oral Roberts 48 • 1-5

#	Player	Total			3-Ptr			Rebounds			PF	TP	A	TO	Blk	Stl	Min
		FG	FGA	FT	FTA	FG	FGA	FT	FTA	Off							
23	Nzekwesi, Emmanuel	f	5	10	1	2	0	0	2	4	6	1	11	1	3	1	32
25	White, Javan	f	1	6	0	1	0	0	2	2	4	3	2	2	2	0	27
44	Owens, Albert	c	1	7	0	1	2	0	2	3	5	0	3	0	1	0	18
02	Ruder, Austin	g	1	7	1	5	0	0	1	1	2	0	3	1	3	0	29
10	Kearns, Sam	g	3	7	2	3	0	0	1	1	2	3	8	1	8	0	34
03	Harris, Jontray	g	4	7	1	2	0	0	2	2	4	2	9	1	0	0	21
20	Sutton, Spencer	g	1	5	1	3	0	0	2	1	3	0	3	2	0	0	15
32	Manek, Kellen	g	0	0	0	0	0	0	0	0	0	0	0	0	0	0	2
53	Ahmedic, Emir	g	1	3	0	0	0	0	2	0	0	2	3	0	0	0	8
32	Miller, Chris	g	2	5	0	0	2	2	0	1	1	2	6	0	0	2	14
	Team								2	1	3						
	Totals		19	57	6	16	4	7	14	16	30	13	48	8	18	3	7

FG % 1st Half:	7-27	25.9%	2nd half:	12-30	40.0%	Game:	19-57	33.3%	Deadball Rebounds	0
3FG % 1st Half:	2-5	40.0%	2nd half:	4-11	36.4%	Game:	6-16	37.5%		
FT % 1st Half:	3-5	60.0%	2nd half:	1-2	50.0%	Game:	4-7	57.1%		

#### Penn State 86 • 6-1

#	Player	Total			3-Ptr			Rebounds			PF	TP	A	TO	Blk	Stl	Min
		FG	FGA	FT	FTA	FG	FGA	FT	FTA	Off							
21	Stevens, Lamar	f	2	6	0	0	4	5	1	5	6	0	8	1	2	1	23
14	Watkins, Mike	f	4	5	0	0	0	1	5	6	1	8	1	3	3	2	19
10	Carr, Tony	g	4	5	3	4	2	2	0	1	1	3	13	5	1	0	21
23	Reaves, Josh	g	4	6	2	4	0	0	2	2	1	10	3	0	1	4	21
33	Garner, Shep	g	2	7	2	7	0	0	0	0	2	6	0	0	0	1	22
01	Zemgulis, Deivis	g	1	2	1	2	0	0	0	0	0	3	1	0	0	0	6
02	Nussbaum, Taylor	g	0	0	0	0	0	0	0	0	0	0	0	0	0	0	1
03	Pierce, Satchel	g	1	3	0	0	2	4	3	3	6	3	4	0	1	0	14
04	Bostick, Nazeer	g	5	9	0	1	4	6	3	2	5	0	14	0	1	0	23
05	Wheeler, Jamari	g	6	8	1	2	1	2	1	6	7	2	14	4	2	1	24
21	Harrar, John	g	2	2	0	0	0	0	1	1	2	0	4	0	0	0	7
22	Hazle, Grant	g	0	0	0	0	0	0	0	0	0	0	0	0	0	0	2
35	Buttrick, Trent	g	0	1	0	0	0	0	0	0	0	0	0	0	0	0	4
44	Moore, Julian	g	1	3	0	0	0	0	0	0	0	1	2	1	0	1	13
	Team								1	2	3						
	Totals		32	57	9	20	13	19	11	27	38	13	86	16	10	7	14

FG % 1st Half:	14-30	46.7%	2nd half:	18-27	66.7%	Game:	32-57	56.1%	Deadball Rebounds	4
3FG % 1st Half:	4-13	30.8%	2nd half:	5-7	71.4%	Game:	9-20	45.0%		
FT % 1st Half:	6-9	66.7%	2nd half:	7-10	70.0%	Game:	13-19	68.4%		

Officials: Gene Staretore, Chris Beaver, Andy O'Brien  
Technical fouls: Oral Roberts-None, Penn State-None.  
Attendance: 4463

Score by periods	1st	2nd	Total	Points	In	Off	2nd	Fast	Bench
				Paint	T/O	Chance	Break	Break	
Oral Roberts	19	29	48	20	6	10	2	21	21
Penn State	38	48	86	44	29	16	16	41	41

Last FG - ORU 2nd-01:46, PSU 2nd-00:47.  
Largest lead - ORU None, PSU by 39 2nd-04:56.  
ORU led for 00:00. PSU led for 39:45. Game was tied for 00:15.

Score tied - 0 times.  
Lead changed - 0 times.

## TIME RUNS OUT FOR PENN STATE AT N.C. STATE

**RALEIGH, N.C.** -- Down To The Wire. Penn State matched N.C. State with 48 points in the second half, but the Wolfpack held onto its halftime lead for the 85-78 win in the Big Ten/ACC Challenge game at PNC Arena Wednesday night. The Nittany Lions sliced the Wolfpack lead to three points with 1:49 left in the game, but the rally fell short in the final seconds.

Shooting 56.7 percent from the field in the second half, Penn State mounted its comeback on the strong second-half shooting of Tony Carr. Carr scored a game-high 29 points on a career-best 12 field goals and went 8-11 in the second period to spark the Nittany Lions' rally.

Penn State cut into N.C. State's 13-point second-half lead with a 12-1 run with seven points coming from sophomore forward Lamar Stevens and five from Carr.

Stevens scored all 13 of his points in the second half and senior guard Shep Garner contributed 10 points to the final total.

N.C. State tied the game at 28 the 3:34 mark of the first half and went on a 9-2 run to take a 37-30 lead at the break. After Carr scored the opening basket of the second half, N.C. State built its lead to 46-34 with two quick three-pointers.

Forward Omer Yurtseven had a double-double with 19 points and 11 rebounds to lead the Wolfpack and its four double-figure scorers. Mike Watkins had 14 rebounds as Penn State maintained a 43-25 advantage on the boards.

The Nittany Lions ran out to an 11-0 lead to start the game as N.C. State did not score its first point until more than three minutes into the game. The Wolfpack countered Penn State's start with four-straight three-pointers to pull within three midway through the half.

Penn State outscored N.C. State 42-26 in the paint, but the Wolfpack bench contributed 39 points to the Nittany Lions' 9. The 10 three-pointers, five in each half by N.C. State tied PSU's opponent high for the year. Reaves, Wheeler and Carr all fouled out in the final minute while Dorn fouled out for the Wolfpack with 2:33 left in the game.

### Official Basketball Box Score -- Game Totals -- Final Statistics Penn State vs NC State 11/29/17 7:15 p.m. at PNC Arena (Raleigh, N.C.)

#### Penn State 78 • 6-2

#	Player	Total			3-Ptr			Rebounds			PF	TP	A	TO	Blk	Stl	Min
		FG	FGA	FT	FTA	FG	FGA	FT	FTA	Off							
10	Carr, Tony	*	12	25	2	6	3	4	7	5	29	1	4	0	1	39	
11	Stevens, Lamar	*	4	12	0	0	5	7	4	4	8	4	13	1	4	1	30
23	Reaves, Josh	*	4	6	1	1	0	0	3	2	5	5	9	5	0	1	27
24	Watkins, Mike	*	4	10	0	0	2	2	5	9	14	2	8	1	2	1	26
33	Garner, Shep	*	4	8	2	6	0	0	0	1	1	4	10	1	1	0	23
01	Zemgulis, Deivis		0	0	0	0	0	0	0	0	0	0	0	0	0	0	1
03	Pierce, Satchel		1	2	0	0	0	0	0	0	0	2	2	0	0	0	10
04	Bostick, Nazeer		0	3	0	0	6	6	1	2	3	2	6	1	3	0	22
05	Wheeler, Jamari		0	1	0	0	1	4	0	0	0	5	1	2	1	0	17
44	Moore, Julian		0	0	0	0	0	0	1	1	2	0	0	0	1	1	5
	Team								3	0	3						
	Totals		29	67	5	13	15	23	20	23	43	29	78	12	18	5	8

FG % 1st Half:	12-37	32.4%	2nd half:	17-30	56.7%	Game:	29-67	43.3%	Deadball Rebounds	4,3
3FG % 1st Half:	2-6	33.3%	2nd half:	3-7	42.9%	Game:	5-13	38.5%		
FT % 1st Half:	4-7	57.1%	2nd half:	11-16	68.8%	Game:	15-23	65.2%		

#### NC State 85 • 6-2

#	Player	Total			3-Ptr			Rebounds			PF	TP	A	TO	Blk	Stl	Min
		FG	FGA	FT	FTA	FG	FGA	FT	FTA	Off							
01	FREEMAN, Lennard	*	3	6	0	0	4	5	3	1	4	2	10	0	0	2	21
02	DORN, Torin	*	2	11	0	1	2	3	6	6	12	5	6	2	3	3	30
10	BEVERLY, Braxton	*	1	11	0	1	7	8	0	1	1	3	9	3	1	0	31
11	JOHNSON, Markell	*	0	1	0	0	4	9	0	0	0	0	4	3	4	0	16
12	FREEMAN, Allarik	*	7	13	1	4	2	4	0	2	2	3	17	2	2	0	40
03	BATTS, Lavar	*	2	2	2	2	0	0	0	0	0	3	6	3	1	1	9
14	YURTSEVEN, Omer	*	6	7	3	3	4	4	2	9	11	3	19	0	3	1	30
15	HUNT, Sam	*	4	6	4	5	2	2	0	3	3	2	14	1	0	0	23
	Team								2	0	2						
	Totals		25	57	10	16	25	37	13	22	35	21	85	14	14	7	6

FG % 1st Half:	13-32	40.6%	2nd half:	12-25	48.0%	Game:	25-57	43.9%	Deadball Rebounds	5
3FG % 1st Half:	5-8	62.5%	2nd half:	5-8	62.5%	Game:	10-16	62.5%		
FT % 1st Half:	6-9	66.7%	2nd half:	19-28	67.9%	Game:	25-37	67.6%		

Officials: Ron Groover, Ted Valentine, James Luckie  
Technical fouls: Penn State-None, NC State-None.  
Attendance: 15270  
Fouled out: PSU: #23 Reaves, J. at 0:52.3 in 2nd half  
#5 Wheeler, J. at 0:14.9 in 2nd half  
#10 Carr, T. at 0:04.7 in 2nd half  
NCSU: #2 Dorn, T. at 2:33 in 2nd half

Score by periods	1st	2nd	Total	Points</
------------------	-----	-----	-------	----------

# GAME-BY-GAME 2017-18 RECAPS

## PENN STATE TRIUMPHS AT IOWA

**IOWA CITY, Iowa** – Penn State gutted it out down the stretch and fended off an Iowa rally for a 77-73 win at Carver-Hawkeye Arena in its 2017-18 Big Ten season opener. Four Nittany Lions scored in double figures, with leading scorer Lamar Stevens adding two free throws with four seconds left for a total of 22 points.

It was the first win for Penn State at Iowa City since 2001 and the Nittany Lions' first road victory in a conference opener since 2010-11.

Penn State never trailed in the contest and in the second half, kept the Hawkeyes without a basket for three-and-a-half minutes to build an eight-point lead with 4:43 remaining. Two quick scores, however, by Hawkeyes Jordan Bohannon and Isaiah Moss in the next 35 seconds, sliced the Nittany Lion lead to three, 67-64.

After a Nittany Lion offensive possession, the Hawkeyes moved the ball quickly up court, but Josh Reaves grabbed a Hawkeye turnover to give the ball back to Penn State. Iowa would send Stevens to the line for two shots with 2:40 remaining.

The next minute saw the teams trade possessions without any points. Iowa would pull within two of Penn State, 69-67, with 71 seconds left to play following a Tyler Cook dunk and made free throw after Shep Garner was whistled for his fourth foul. Watkins and Reaves were already playing with four fouls and Stevens and Pierce had picked up their third fouls early in the second half.

A Stevens jumper and dunk by redshirt-sophomore forward Mike Watkins would counter two more baskets by Hawkeye Tyler Cook to keep Penn State ahead. Tony Carr added two free throws for the Nittany Lions with 9.2 seconds left. A final dunk by Iowa and quick personal foul put Stevens back on the line where he sank both free throws with four seconds remaining for the 77-73 final.

Stevens, a sophomore forward, had his eighth career 20-plus point game, which included a perfect 6-6 from the free throw line, and added five rebounds and two blocks to his stat line. Redshirt-sophomore Mike Watkins split his point total nearly evenly with 10 of his 19 points coming in the first half. He also registered a team-high seven boards and three blocks.

Carr finished the game with 16 points, 13 coming in the second half, and his Big Ten regulation game-best nine assists. Garner hit four triples for his 12 points.

Iowa shot 57.7 percent for the game from the field but finished with only four three-pointers (4-12) to Penn State's 12, the most three-pointers for the Nittany Lions since a December 2016 win vs. St. John's. The Hawkeyes made 21 trips to the line off 22 Penn State personal fouls, but made only 13.

Penn State's defensive efforts forced 18 Iowa turnovers and converted those errors into 22 points.

The Nittany Lions started strong again to take a 14-4 lead on 7-8 shooting within the first three minutes of the game and took a 39-34 lead into halftime.

### Official Basketball Box Score -- Game Totals -- Final Statistics Penn State vs Iowa 12/02/17 4 p.m. at Carver-Hawkeye Arena - Iowa City, IA

#### Penn State 77 • 7-2, 1-0

#	Player	Total			3-Ptr			Rebounds			PF	TP	A	TO	Blk	Stl	Min
		FG	FGA	FT	FTA	Off	Def	Tot									
11	Stevens, Lamar	f	7-15	2-4	6-6	2	3	5	3	22	0	1	2	2	28		
24	Watkins, Mike	f	9-13	0-0	1-3	3	4	7	4	19	0	3	3	1	36		
10	Carr, Tony	g	5-15	4-6	2-2	2	4	6	2	16	9	2	0	1	39		
23	Reaves, Josh	g	3-9	2-5	0-0	1	2	3	4	8	3	0	1	2	31		
33	Garner, Shep	g	4-7	4-6	0-0	0	2	2	4	12	2	4	0	1	27		
03	Pierce, Satchel	g	0-1	0-0	0-0	1	1	2	3	0	0	1	0	0	5		
04	Bostick, Nazeer	g	0-1	0-0	0-0	0	1	1	0	0	1	1	0	1	8		
05	Wheeler, Jamari	g	0-3	0-2	0-0	0	1	1	0	0	4	1	0	0	20		
21	Harrar, John	g	0-0	0-0	0-0	0	0	0	2	0	0	0	0	0	3		
44	Moore, Julian	g	0-0	0-0	0-0	0	1	1	0	0	0	0	1	0	3		
Team						2	0	2									
Totals			28-64	12-23	9-11	11	19	30	22	77	19	14	7	8	200		

FG % 1st Half:	15-31	48.4%	2nd half:	13-33	39.4%	Game:	28-64	43.8%	Deadball
3FG % 1st Half:	7-12	58.3%	2nd half:	5-11	45.5%	Game:	12-23	52.2%	Rebounds
FT % 1st Half:	2-2	100.0	2nd half:	7-9	77.8%	Game:	9-11	81.8%	2

#### Iowa 73 • 4-4, 0-1

#	Player	Total			3-Ptr			Rebounds			PF	TP	A	TO	Blk	Stl	Min
		FG	FGA	FT	FTA	Off	Def	Tot									
05	Cook, Tyler	f	7-13	0-0	9-13	7	5	12	1	23	4	5	0	1	34		
51	Baer, Nicholas	f	2-7	0-3	0-0	3	2	5	1	4	0	2	2	0	26		
55	Garza, Luka	c	2-4	0-1	2-4	0	3	3	0	6	0	0	0	1	14		
03	Bohannon, Jordan	g	3-6	2-4	0-0	0	2	2	8	4	3	0	1	34			
04	Moss, Isaiah	g	6-13	1-3	0-0	0	3	3	2	13	2	4	0	1	31		
00	Wagner, Ahmad	g	1-2	0-0	0-0	0	1	1	2	2	0	0	0	0	10		
01	Dailey, Maishe	g	0-0	0-0	0-0	0	0	0	0	0	0	0	0	0	4		
02	Nunge, Jack	g	1-1	0-0	0-0	0	1	1	2	2	0	2	3	0	15		
15	Kriener, Ryan	g	2-3	1-1	0-0	3	1	4	2	5	2	0	1	1	7		
24	Ellingson, Brady	g	0-0	0-0	0-0	0	0	0	1	0	3	0	0	0	6		
35	Pemsl, Cordell	g	4-6	0-0	2-4	0	5	5	2	10	1	2	0	0	19		
Team						1	2	3									
Totals			28-55	4-12	13-21	14	25	39	15	73	16	18	6	5	200		

FG % 1st Half:	13-29	44.8%	2nd half:	15-26	57.7%	Game:	28-55	50.9%	Deadball
3FG % 1st Half:	1-5	20.0%	2nd half:	3-7	42.9%	Game:	4-12	33.3%	Rebounds
FT % 1st Half:	7-11	63.6%	2nd half:	6-10	60.0%	Game:	13-21	61.9%	2

Officials: D.J. Carstensen, Larry Sciroto, Bill Ek  
Technical fouls: Penn State-None. Iowa-None.  
Attendance: 12805

Score by periods	1st	2nd	Total
Penn State	39	38	77
Iowa	34	39	73

	In	Off	2nd	Fast	Deadball
Points	Paint	T/O	Chance	Break	Bench
PSU	26	22	11	2	0
IOWA	42	14	13	6	19

Last FG - PSU 2nd-00:20, IOWA 2nd-00:04.  
Largest lead - PSU by 10 1st-17:14, IOWA None.  
PSU led for 39:17. IOWA led for 00:00. Game was tied for 00:43.

Score tied - 1 time.  
Lead changed - 0 times.

## PSU COMEBACK FALLS SHORT AGAINST WISCONSIN

**UNIVERSITY PARK, Pa.** -- The Penn State men's basketball team comeback fell short as Wisconsin held on to take the Nittany Lions' home opener, 64-63, in the first two games of Big Ten action.

Penn State climbed out of a 17-point deficit in late in the second half, as two Shep Garner jumpers, separated by a five-second call against the Badgers, re-energized the Nittany Lions. A 14-3 run over two minutes pulled Penn State within six. And then three, then two. And then one as Shep Garner knocked in two free throws with just 43 seconds on the clock.

From there, the Nittany Lions were forced to foul, causing the score to yo-yo back up to a three-point lead for the Badgers.

The foul game continued through the waning moments, until the Nittany Lions grabbed the defensive rebound on a missed Wisconsin one-and-one, leaving Penn State down, 64-63, with 13 seconds left to play. With a chance to win the game, Penn State took a three with just two seconds remaining, but the shot careened off the rim, into a jump-ball rebound situation.

Unfortunately, the possession belonged to the Badgers with just six tenths of a second on the clock, and Wisconsin was able to hold on for the win.

Mike Watkins was the highlight of the evening for Penn State as the redshirt-sophomore forward finished with a career-best 22 points to lead all scorers. Watkins went 9-13 from the floor, adding four free throws while grabbing eight rebounds and swatting seven shots. He now has 123 total blocked shots for his career for fourth on Penn State's career list.

Tony Carr scored 16 points, going a perfect 6-6 from the charity stripe while adding a Big Ten career-best nine rebounds. Carr also had two steals and a block.

Garner added 13 points, 12 of which came in the second half. The total moves him into a tie for 16th on Penn State's all-time scoring list with 1,289 points.

Josh Reaves finished with an all-around complete performance as the junior guard continued to shine, especially on defense. Reaves swatted away a career-best four shots while adding a team-high five assists. His stat line included seven points and three rebounds.

On the evening, Penn State recorded a season-best 13 blocks as a team. This also marked the first time Penn State surpassed 10 team blocks since March 7, 2016, against Nebraska. The Nittany Lions finished the game going 21-25 from the free throw line, while Wisconsin went just 13 of 19.

### Official Basketball Box Score -- Game Totals -- Final Statistics Wisconsin vs Penn State 12/4/17 7:01 p.m. at University Park, Pa. (Bryce Jordan Ctr.)

#### Wisconsin 64 • 4-5, 1-1

#	Player	Total			3-Ptr			Rebounds			PF	TP	A	TO	Blk	Stl	Min
		FG	FGA	FT	FTA	Off	Def	Tot									
02	Ford, Aleem	f	2-3	1-2	0-1	1	3	4	2	5	1	1	0	1	21		
21	Iverson, Khalil	f	7-8	0-0	2-4	0	5	5	4	16	1	2	2	2	31		
22	Happ, Ethan	f	3-12	0-0	3-4	5	5	10	5	9	3	2	1	1	28		
00	Trice, D'Mitrik	g	2-9	0-2	5-6	0	0	0	3	9	3	2	0	0	34		
34	Davison, Brad	g	0-4	0-2	0-0	0	2	2	5	0	2	2	0	2	28		
01	Pritzl, Brevin	g	1-2	1-1	3-4	0	5	5	1	6	2	0	0	1	21		
23	King, Kobe	g	3-4	2-2	0-0	2	1	3	1	8	1	0	1	0	24		
35	Reuvers, Nate	g	5-10	1-2	0-0	0	4	4	2	11	0	0	0	1	13		
Team						0	3	3									
Totals			23-52	5-11	13-19	8	28	36	23	64	13	10	4	8	200		

FG % 1st Half:	11-24	45.8%	2nd half:	12-28	42.9%	Game:	23-52	44.2%	Deadball
3FG % 1st Half:	1-4	25.0%	2nd half:	4-7	57.1%	Game:	5-11	45.5%	Rebounds
FT % 1st Half:	8-12	66.7%	2nd half:	5-7	71.4%	Game:	13-19	68.4%	3

#### Penn State 63 • 7-3, 1-1

#	Player	Total			3-Ptr			Rebounds			PF	TP	A	TO	Blk	Stl	Min
		FG	FGA	FT	FTA	Off	Def	Tot									
11	Stevens, Lamar	f	1-7	0-3	2-2	2	4	6	2	4	3	2	0	0	29		
24	Watkins, Mike	f	9-13	0-1	4-6	2	6	8	1	22	0	2	7	1	34		
10	Carr, Tony	g	5-22	0-3	6-6	2	7	9	3	16	1	2	1	2	38		
23	Reaves, Josh	g	2-5	1-3	2-2	1	2	3	4	7	5	0	4	0	35		
33	Garner, Shep	g	3-7	1-4	6-7	1	1	2	3	13	1	2	0	2	33		
04	Bostick, Nazeer	g	0-0	0-0	0-0	0	0	0	0	1	0	1	2	0	7		
05	Wheeler, Jamari	g	0-1	0-0	0-0	0	1	1	2	0	1	1	0	1	17		
21	Harrar, John	g	0-0	0-0	0-0	0	0	0	0	0	0	0	0	0	2		
44	Moore, Julian	g	0-1	0-0	1-2	2	0	2	0	1	0	0	1	0	5		
Team						0	3	3									
Totals			20-56	2-14	21-25	10	24	34	16	63	12	11	13	6	200		

FG % 1st Half:	9-26	34.6%	2nd half:	11-30	36.7%	Game:	20-56	35.7%	Deadball
3FG % 1st Half:	1-6	16.7%	2nd half:	1-8	12.5%	Game:	2-14	14.3%	Rebounds
FT % 1st Half:	6-9	66.7%	2nd half:	15-16	93.8%	Game:	21-25	84.0%	2

Officials: Terry Oglesby, Lamont Simpson, Donnie Eppley  
Technical fouls: Wisconsin-None. Penn State-None.  
Attendance: 6730

Score by periods	1st	2nd	Total
Wisconsin	31	33	64
Penn State	25	38	63

	In	Off	2nd	Fast	Deadball
Points	Paint	T/O	Chance	Break	Bench
WIS	30	11	4	2	25
PSU	30	13	13	2	1

Last FG - WIS 2nd-02:38, PSU 2nd-00:25.  
Largest lead - WIS by 17 2nd-09:40, PSU by 5 1st-11:51.  
WIS led for 28:24. PSU led for 09:23. Game was tied for 02:13.

Score tied - 5 times.  
Lead changed - 6 times.

## GAME-BY-GAME 2017-18 RECAPS

### STRONG FIRST HALF PROPELS PENN STATE TO 74-54 WIN

**UNIVERSITY PARK, Pa.** -- Five Nittany Lions scored in double figures and red-shirt sophomore Mike Watkins had his 10th career double-double as Penn State cruised to a 74-54 win at the Bryce Jordan Center. Sophomore guard Tony Carr led all scorers with 19 points and Watkins had the high rebounds total with 12.

"That was one of the best 20 minutes we have played all season," said Penn State basketball coach Patrick Chambers. "Our defense was great, our energy was great, our competitiveness was fantastic. It is nice to see us play that well, but we have to do that every time and that is what I am asking them for."

Penn State never trailed in the contest and had the advantages in the paint (44-20), on the boards (42-25) and in points scored off turnovers (23-13) and second-chance points (14-7).

The Nittany Lions halted the Colonials' three-game winning streak and held George Washington to 21.7 percent shooting from the field in the first half, the lowest by a Penn State opponent, and only 19 points in that period, tying the lowest output of the season.

Watkins had 11 points and nine rebounds by the half, finishing with 15 points and 12 rebounds. Carr scored 11 in the second half for his final total, adding six rebounds, four assists and two steals to his stat line. Josh Reaves, the Big Ten leader in total steals and steals per game, contributed 11 points with three steals and three assists.

Senior guard Shep Garner scored 12 points on four three-pointers, crossed the 1,300 career point total with his final basket of the game for 1,301. That figure is good for sole possession of 16th on Penn State's all-time scoring list.

The Nittany Lions shook off Monday's loss with a good week of practice and came out strong with 58.8 percent shooting from the field in the first half to take a 29-point lead at the half. Penn State's 48 points in the first half were the most in the first period this year as four different Nittany Lions scored in the first two and a half minutes for a quick 11-2 lead.

George Washington's top scorers, Yuta Watanabe and Jair Bolden, averaging 14.8 points each, were held to a combined 14 points in the first half. Bolden had all nine of his points in the final 4:16 of the first period. Yuta Watanabe finished the game with 18 points and shared the GW rebounding lead with Arnaldo Toro with six.

#### Official Basketball Box Score -- Game Totals -- Final Statistics George Washington vs Penn State 12/9/17 4:00 p.m. at University Park, Pa. (Bryce Jordan Ctr.)

##### George Washington 54 • 5-5

#	Player	Total			3-Ptr			Rebounds			PF	TP	A	TO	Blk	Stl	Min
		FG-FGA	FG-FGA	FT-FTA	FG-FGA	FG-FGA	FT-FTA	Off	Def	Tot							
10	STEEVES, Patrick	f	4-6	0-1	0-0	1	0	1	0	8	2	2	0	1	29		
11	TORO, Arnaldo	f	2-8	0-1	5-7	0	6	6	0	9	0	0	1	1	32		
01	NOLAN JR, Terry	g	0-3	0-2	1-2	1	2	3	2	1	2	1	0	23			
03	BOLDEN, Jair	g	3-9	2-6	4-4	0	1	1	1	12	0	3	0	31			
12	WATANABE, Yuta	g	8-15	0-2	2-3	2	4	6	2	18	0	2	1	0	33		
00	MAZZULLA, Justin	g	0-2	0-0	2-2	1	1	2	3	2	0	1	0	1	13		
04	WILLIAMS, Justin	g	1-2	0-0	0-0	0	3	3	1	2	0	1	0	0	12		
05	MITOLA, Adam	g	0-1	0-1	0-0	0	0	0	0	0	1	0	0	0	4		
14	JACK, Maceo	g	0-1	0-0	0-0	0	0	0	1	0	0	0	0	0	6		
32	LANGARICA, Javier	g	1-3	0-2	0-2	0	2	2	0	2	0	0	1	2	4		
35	ZEIGLER, Bo	g	0-2	0-0	0-0	0	0	0	3	0	1	2	1	1	13		
Team						1			0			3					
Totals			19-52	2-15	14-20	6	19	25	13	54	5	16	5	7	200		

FG % 1st Half:	5-23	21.7%	2nd half:	14-29	48.3%	Game:	19-52	36.5%	Deadball
3FG % 1st Half:	1-7	14.3%	2nd half:	1-8	12.5%	Game:	2-15	13.3%	Rebounds
FT % 1st Half:	8-9	88.9%	2nd half:	6-11	54.5%	Game:	14-20	70.0%	5.1

##### Penn State 74 • 8-3

#	Player	Total			3-Ptr			Rebounds			PF	TP	A	TO	Blk	Stl	Min
		FG-FGA	FG-FGA	FT-FTA	FG-FGA	FG-FGA	FT-FTA	Off	Def	Tot							
11	Stevens, Lamar	f	5-10	0-0	0-2	1	4	5	2	10	3	2	0	0	31		
24	Watkins, Mike	f	7-11	0-0	1-1	3	9	12	2	15	1	2	4	0	35		
10	Carr, Tony	g	6-12	2-3	5-6	1	5	6	1	19	4	3	0	2	31		
23	Reaves, Josh	g	5-7	0-0	1-3	2	1	3	4	11	3	1	0	3	28		
33	Garner, Shep	g	4-12	4-11	0-0	0	1	1	3	12	0	4	0	1	32		
01	Zemgulis, Deivis	g	0-1	0-1	0-0	1	0	1	1	0	1	0	0	0	9		
05	Wheeler, Jamari	g	2-4	1-1	0-1	3	1	4	3	5	2	1	0	1	18		
21	Harrar, John	g	0-1	0-0	0-1	1	1	2	0	0	0	0	0	0	3		
35	Buttrick, Trent	g	0-1	0-0	0-0	1	4	5	3	0	0	2	0	0	7		
44	Moore, Julian	g	0-1	0-0	2-2	0	0	0	2	2	0	0	0	0	6		
Team						2			1			3					
Totals			29-60	7-16	9-16	15	27	42	21	74	14	15	4	7	200		

FG % 1st Half:	20-34	58.8%	2nd half:	9-26	34.6%	Game:	29-60	48.3%	Deadball
3FG % 1st Half:	4-9	44.4%	2nd half:	3-7	42.9%	Game:	7-16	43.8%	Rebounds
FT % 1st Half:	4-8	50.0%	2nd half:	5-8	62.5%	Game:	9-16	56.3%	3.1

Officials: Larry Sciroto, Edwin Young, Brooks Wells  
 Technical fouls: George Washington-None. Penn State-None.  
 Attendance: 6652

Score by periods			1st	2nd	Total										
George Washington			19	35	54										
Penn State			48	26	74										

Last FG - GW 2nd-00:00, PSU 2nd-04:20.  
 Largest lead - GW None, PSU by 29 1st-02:25.  
 GW led for 00:00, PSU led for 39:38, Game was tied for 00:22.

Score tied - 0 times.  
 Lead changed - 0 times.

### STEVENS & WATKINS DOUBLE UP IN 72-54 WIN

**FAIRFAX, Va.** - Forwards Lamar Stevens and Mike Watkins each had double-doubles and Fairfax, Va., native Josh Reaves added 13 points as Penn State defeated George Mason 72-54 at EagleBank Arena. It was the sixth time the Nittany Lions held an opponent under 60 points so far this season and second time they accomplished the feat against back-to-back opponents in 2017-18.

Stevens recorded his first career double-double in leading the Nittany Lions with 23 points and a career-best 12 rebounds. Watkins was 5-5 from the floor at the half and finished the night with 14 points and 12 boards for his 10th career double-double. Penn State outscored George Mason in the paint 40-26 for the game with a 26-8 margin in the category at the half.

Reaves, who had close to 50 family members and friends present at the game, had his second-straight double-figure scoring game of the season and seventh of the year. He also had the game-high total with four assists.

Penn State took a 20-point advantage, 38-18, at the half, allowing George Mason only 18 points, the lowest offensive output in a half by a Nittany Lion opponent in 2017-18.

George Mason tied the game twice, for the second time at 6-6 at the 16:16 mark, but a three-pointer from Reaves, combined with a four-minute scoring drought by the Patriots would put Penn State ahead. Over the next five-minute period, Stevens and Watkins would each score nine points during a 21-4 Penn State run to extend the Nittany Lion lead to 30-12.

Sophomore guard Justin Kier led the Patriots with 17 points, with a 9-9 mark from the free throw line, and junior guard Jaire Gray had 13 points and a team-best nine rebounds.

George Mason was 7-27 from the field in the first half for 25.9 percent and finished the game at 37 percent for the game, which included an 0-14 mark from beyond the arc. The last time Penn State did not allow a three-pointer in a game was during the 2014-15 season against George Washington (12/14/2014).

Senior Shep Garner added nine points, all off timely three-point field goals, and had three assists. Freshman guard Jamari Wheeler had a career-best 6 steals on the afternoon to go along with five points and an assist. Sophomore guard Nazeer Bostick, who started in place of Tony Carr, had six points, four rebounds and two assists.

The last time Penn State had two players register double-doubles in a regulation game was with Tim Frazier (19 pts/10 reb) and D.J. Newbill (17 pts/10 reb.) against Purdue (1/28/2014). Watkins (12 pts/11 reb) and Carr (23 pts/14 assists) both had double-doubles in the three-overtime game at Indiana (2/1/2017).

#### Official Basketball Box Score -- Game Totals -- Final Statistics Penn State vs George Mason 12/17/17 4 p.m. at Fairfax, Va. (EagleBank Arena)

##### Penn State 72 • (9-3)

#	Player	Total			3-Ptr			Rebounds			PF	TP	A	TO	Blk	Stl	Min
		FG-FGA	FG-FGA	FT-FTA	FG-FGA	FG-FGA	FT-FTA	Off	Def	Tot							
11	Stevens, Lamar	f	9-18	1-3	4-6	2	10	12	3	23	2	1	2	1	34		
24	Watkins, Mike	f	5-7	0-0	4-7	2	10	12	2	14	1	2	2	2	33		
04	Bostick, Nazeer	g	3-6	0-3	0-0	0	4	4	2	6	2	2	0	0	27		
23	Reaves, Josh	g	5-10	2-4	1-1	1	1	2	4	13	4	0	0	1	31		
33	Garner, Shep	g	3-8	3-8	0-0	1	2	3	3	9	3	2	0	0	37		
03	Pierce, Satchel	g	1-2	0-0	0-0	1	0	1	3	2	0	3	0	1	6		
05	Wheeler, Jamari	g	2-6	0-1	1-2	0	1	1	2	5	1	2	0	6	27		
21	Harrar, John	g	0-0	0-0	0-0	0	0	0	0	0	0	0	0	0	1		
35	Buttrick, Trent	g	0-0	0-0	0-0	0	0	0	0	0	0	0	0	0	4		
Team						1			0			0					
Totals			28-57	6-19	10-16	8	28	36	19	72	13	12	4	11	200		

FG % 1st Half:	17-30	56.7%	2nd half:	11-27	40.7%	Game:	28-57	49.1%	Deadball
3FG % 1st Half:	3-11	27.3%	2nd half:	3-8	37.5%	Game:	6-19	31.6%	Rebounds
FT % 1st Half:	1-3	33.3%	2nd half:	9-13	69.2%	Game:	10-16	62.5%	4

##### George Mason 54 • (5-7)

#	Player	Total			3-Ptr			Rebounds			PF	TP	A	TO	Blk	Stl	Min
		FG-FGA	FG-FGA	FT-FTA	FG-FGA	FG-FGA	FT-FTA	Off	Def	Tot							
00	MAR, Goanar	f	1-6	0-4	0-0	0	1	1	3	2	1	3	0	0	20		
33	CALIXTE, Greg	f	2-3	0-0	0-1	3	1	4	4	4	0	0	0	1	23		
01	KIER, Justin	g	4-10	0-0	9-9	0	3	3	2	17	1	5	0	2	35		
04	LIVINGSTON II, Otis	g	4-11	0-2	0-0	0	2	2	0	8	1	3	0	0	30		
05	GRAYER, Jaire	g	6-15	0-4	1-2	1	8	9	2	13	1	0	1	2	33		
12	WILSON, AJ	g	1-2	0-0	0-1	0	2	2	0	2	0	0	1	1	15		
23	GREENE, Javon	g	1-3	0-1	0-0	1	4	5	4	2	1	2	0	0	19		
32	BOYD, Ian	g	1-4	0-3	4-4	0	2	2	3	6	1	2	0	1	25		
Team						4			0			4					
Totals			20-54	0-14	14-17	9	23	32	18	54	6	15	2	7	200		

FG % 1st Half:	7-27	25.9%	2nd half:	13-27	48.1%	Game:	20-54	37.0%	Deadball
3FG % 1st Half:	0-9	0.0%	2nd half:	0-5	0.0%	Game:	0-14	0.0%	Rebounds
FT % 1st Half:	4-4	100.0%	2nd half:	10-13	76.9%	Game:	14-17	82.4%	0

Officials: Pat Driscoll, John Gaffney, Earl Walton  
 Technical fouls: Penn State-None. George Mason-None.  
 Attendance: 5439

Score by periods			1st	2nd	Total										
Penn State			38	34	72										
George Mason			18	36	54										

Last FG - PSU 2nd-01:18, MASON 2nd-00:15.  
 Largest lead - PSU by 26 2nd-19:04, MASON by 2 1st-17:19.  
 PSU led for 35:46, MASON led for 01:03, Game was tied for 02:45.

Score tied - 2 times.  
 Lead changed - 2 times.



# GAME-BY-GAME 2017-18 RECAPS

## PENN STATE PICKS UP WIN NUMBER 10

UNIVERSITY PARK, Pa. -- Penn State men's basketball finished finals last week, but Binghamton put the Nittany Lions to the test in a nonconference contest at the Bryce Jordan Center. Penn State outscored Binghamton 41-29 in the second half on the strength of 65.2 percent accuracy from the field for the 80-65 victory and Nittany Lions' 10th win of the season.

All five Penn State starters scored in double figures with redshirt sophomore forward Mike Watkins recording his third double-double in as many games. Sophomore forward Lamar Stevens led all scorers with 16 points with Tony Carr, Josh Reaves and Shep Garner each tallying 15 points. Watkins had 12 and the game-high rebounding total with 11.

The Nittany Lions opened the second half with a 16-5 run, connecting on five field goals in eight attempts while the Bearcats went 2-9 from the floor during the same timeframe. Penn State parlayed two Garner three-pointers into a double-digit lead and back-to-back baskets by Stevens offset two Bearcat threes.

Treys by Fard Muhammad and J.C. Show brought Binghamton to within nine with 8:39 left in the game. The Nittany Lions quickly extended their lead to 15 points, the largest of the night, with three-straight three pointers, two coming from Garner and one from Reaves.

Splitting its three-pointers evenly in each half, Penn State had 10 triples on the night, its highest total since connecting on 12 at Iowa earlier this month. Garner had four of his five in the second half, including his two in the final minutes to squelch any Binghamton rally.

The 58.8 three-point field goal percentage (10-17) was the highest of the year and the 57.4 overall percentage was the second highest of the season, just fractions of a point below the high vs. Pittsburgh in that win. The Nittany Lions distributed the ball well too, with 17 assists on the night, nine coming from Carr and four from Reaves.

Undefeated this season when leading at the break, the Nittany Lions led 39-36 and clamped down on the Bearcats in the second half. Binghamton shot 34.3 percent from the floor in that period and Penn State outrebounded the Bearcats 20-14 for a 36-31 advantage for the game.

Penn State ran out to an 8-0 lead early in the game, but Binghamton fought back with three-straight three-pointers to tie the game at 16 and then take a 19-16 lead near the midpoint of the half. The first half saw four ties, as the Bearcats kept clawing and trading baskets to keep the deficit in single digits.

Junior guard J.C. Show had 13 points and five assists for Binghamton, including three of the Bearcats' nine three-pointers. Tyler Stewart had 12 points and Thomas Bruce 10 in the effort.

### Official Basketball Box Score -- Game Totals -- Final Statistics Binghamton vs Penn State 12/19/17 7 p.m. ET at University Park, Pa. (Bryce Jordan Ctr)

#### Binghamton 65 • 8-5

##	Player	Total		3-Ptr		Rebounds			PF	TP	A	TO	Blk	Stl	Min
		FG-FGA	FG-FGA	FT-FTA	Off	Def	Tot								
32	Thomas Bruce	r	5-10	0-0	0-1	4	5	9	4	10	0	3	1	1	25
42	Willie Rodriguez	r	2-7	1-3	1-2	2	2	4	1	6	0	1	0	3	31
04	Timmy Rose	g	2-3	1-1	0-0	0	1	1	0	5	3	4	0	23	
22	Everson Davis	g	3-8	0-1	0-0	1	0	1	2	6	0	1	0	18	
33	J.C. Show	g	5-16	3-8	0-0	1	3	4	2	13	5	2	0	38	
00	Fard Muhammad	g	3-8	3-7	0-0	0	1	1	1	9	0	1	0	19	
05	Tyler Stewart	g	5-9	1-1	1-2	2	3	5	2	12	0	0	1	16	
15	Bobby Ahearn	g	1-2	0-1	0-0	0	2	2	3	2	1	0	0	14	
20	Caleb Stewart	g	1-2	0-0	0-0	1	1	2	2	2	2	2	0	13	
41	Dusan Perovic	g	0-1	0-1	0-0	0	0	0	1	0	0	0	0	3	
Team						2	0	2					1		
Totals			27-66	9-23	2-5	13	18	31	18	65	11	15	2	8	200

FG % 1st Half: 15-31 48.4% 2nd half: 12-35 34.3% Game: 27-66 40.9%  
 3FG % 1st Half: 5-10 50.0% 2nd half: 4-13 30.8% Game: 9-23 39.1%  
 FT % 1st Half: 1-2 50.0% 2nd half: 1-3 33.3% Game: 2-5 40.0%

Deadball  
Rebounds  
2

#### Penn State 80 • 10-3

##	Player	Total		3-Ptr		Rebounds			PF	TP	A	TO	Blk	Stl	Min
		FG-FGA	FG-FGA	FT-FTA	Off	Def	Tot								
11	Stevens, Lamar	r	6-14	0-1	4-6	2	6	8	3	16	1	3	0	1	36
24	Watkins, Mike	r	5-8	0-0	2-4	2	9	11	2	12	1	1	3	1	32
10	Carr, Tony	g	6-12	2-5	1-1	0	4	4	1	15	9	2	0	1	36
23	Reaves, Josh	g	6-9	2-3	1-2	1	1	2	2	15	4	3	1	2	29
33	Garner, Shep	g	5-7	5-7	0-0	0	1	1	1	15	2	1	0	1	34
03	Pierce, Satchel	g	0-0	0-0	0-2	1	0	1	0	0	0	1	0	0	2
04	Bostick, Nazeer	g	1-1	0-0	0-0	0	2	2	0	2	0	0	0	1	11
05	Wheeler, Jamari	g	2-3	1-1	0-0	2	1	3	1	5	0	4	0	0	10
35	Butcher, Trent	g	0-0	0-0	0-0	0	0	0	0	0	0	2	0	0	3
44	Moore, Julian	g	0-0	0-0	0-0	0	2	2	0	0	0	0	0	0	7
Team						1	1	2							
Totals			31-54	10-17	8-15	9	27	36	10	80	17	17	4	7	200

FG % 1st Half: 16-31 51.6% 2nd half: 15-23 65.2% Game: 31-54 57.4%  
 3FG % 1st Half: 5-10 50.0% 2nd half: 5-7 71.4% Game: 10-17 58.8%  
 FT % 1st Half: 2-5 40.0% 2nd half: 6-10 60.0% Game: 8-15 53.3%

Deadball  
Rebounds  
3

Officials: Larry Scrotto, Chris Beaver, Brandon Cruz  
 Technical fouls: Binghamton-None. Penn State-None.  
 Attendance: 4009

Score by periods	1st	2nd	Total
Binghamton	36	29	65
Penn State	39	41	80

Points	In	Off	2nd	Fast	Bench
BING	Paint	T/O	Chance	Break	
30	14	9	10	2	25
36	17	14	2	7	

Last FG - BING 2nd-00:47, PSU 2nd-02:39.  
 Largest lead - BING by 3 1st-10:39, PSU by 15 2nd-02:39.  
 BING led for 00:17. PSU led for 37:11. Game was tied for 02:32.

Score tied - 4 times.  
 Lead changed - 2 times.

## BUZZER-BEATER ENDS NITTANY LIONS' WIN STREAK

UNIVERSITY PARK, Pa. -- The Penn State men's basketball team saw its three-game win streak snapped as a Rider three-pointer fell through the net as time expired for the 71-70 final at the Bryce Jordan Center. The Broncos' Frederick Scott scored 12 of his 14 points, including the buzzer-beating three, in the second half.

The game saw 12 lead changes and three ties with four lead changes coming in the final 83 seconds. A 7-0 late-game run by the Broncos erased a 65-59 Penn State lead and put Rider up 66-65. Still, Penn State retook the lead 70-66 behind a jumper by sophomore forward Lamar Stevens and one of five three-pointers by senior guard and leading scorer Shep Garner.

With 14 seconds left, Rider converted a layup to pull the Broncos within two, 70-68. Scott then grabbed a rebound off a Nittany Lion missed free throw with eight ticks left and maneuvered for his final, and most critical, points on the night.

The loss was the first for Penn State this season in a game after leading at the half. The Broncos outscored the Nittany Lions in the second period 40-35 after the two teams matched in overall shooting at 42.9 percent, but the Broncos made two additional three-pointers. Rider had 19 trips to the foul line to Penn State's 15 with a 10-9 advantage in that category.

All five Nittany Lion starters scored in double figures with Garner connecting for four three-pointers in the first 10 minutes of the contest and finishing with a game-high 18 points. Watkins and Reaves had double-doubles with 10 points each and Reaves pulled down a career-best and game-high 13 rebounds with a career-high eight assists. The junior guard also had five steals, four coming in the opening stanza.

Free throws by Carr and Watkins provided the Nittany Lions' only offense during a stretch where Scott had a layup to bring Rider within one of the Penn State lead, 65-64, with four minutes left in the game.

Four Broncos overall scored in double figures with 16 coming from Dimencio Vaughn and 15 from Tyere Marshall and 12 from Stevie Jordan. Scott led Rider with nine boards.

Both Watkins and Julian Moore had four blocks in the defensive effort. Moore tied his career-best in in the first half, added four points and caused a turnover before halftime to give the ball back to the Nittany Lions. Watkins' total moved into third place on Penn State's career blocks list with 132.

### Official Basketball Box Score -- Game Totals -- Final Statistics Rider vs Penn State 12/22/17 7:00 p.m. at University Park, Pa. (Bryce Jordan Ctr.)

#### Rider 71 • 7-5

##	Player	Total		3-Ptr		Rebounds			PF	TP	A	TO	Blk	Stl	Min
		FG-FGA	FG-FGA	FT-FTA	Off	Def	Tot								
14	Vaughn, Dimencio	r	6-9	2-5	2-3	0	7	7	3	16	0	2	0	1	33
20	Marshall, Tyere	c	6-13	0-0	3-5	1	3	4	3	15	0	1	1	0	34
02	Allen, Jordan	g	3-15	2-10	0-0	0	6	6	1	8	0	0	0	2	23
12	Durham, Anthony	g	2-5	2-5	0-0	0	0	0	4	6	3	0	0	0	29
23	Jordan, Stevie	g	4-10	2-4	2-2	1	3	4	4	12	7	2	0	2	32
05	Randall, Tyrei	g	0-0	0-0	0-0	0	0	0	0	0	0	0	0	0	2
10	Washington-Ives, Kea	g	0-1	0-0	0-0	0	2	2	2	0	1	2	0	0	12
11	Eke, Devine	g	0-0	0-0	0-0	0	0	0	0	0	0	0	0	0	4
13	Scott, Frederick	g	5-8	1-2	3-9	3	6	9	2	14	0	3	1	0	22
15	Cisse, Karamoko	g	0-2	0-0	0-0	0	1	1	0	0	0	0	0	0	6
44	Wilson, Paxton	g	0-1	0-1	0-0	0	1	1	1	0	0	0	0	0	3
Team						5	1	6							
Totals			26-64	9-27	10-19	10	30	40	20	71	11	12	2	5	200

FG % 1st Half: 11-29 37.9% 2nd half: 15-35 42.9% Game: 26-64 40.6%  
 3FG % 1st Half: 5-13 38.5% 2nd half: 4-14 28.6% Game: 9-27 33.3%  
 FT % 1st Half: 4-7 57.1% 2nd half: 6-12 50.0% Game: 10-19 52.6%

Deadball  
Rebounds  
5

#### Penn State 70 • 10-4

##	Player	Total		3-Ptr		Rebounds			PF	TP	A	TO	Blk	Stl	Min
		FG-FGA	FG-FGA	FT-FTA	Off	Def	Tot								
11	Stevens, Lamar	r	5-15	0-1	0-2	4	7	11	4	10	6	1	1	0	30
24	Watkins, Mike	r	4-5	0-0	2-2	0	9	9	4	10	0	2	4	0	24
10	Carr, Tony	g	3-14	2-6	2-2	0	4	4	1	10	2	1	1	0	32
23	Reaves, Josh	g	3-8	0-3	4-4	4	9	13	3	10	8	1	1	5	36
33	Garner, Shep	g	6-12	6-11	0-0	1	1	2	0	18	0	3	0	0	35
03	Pierce, Satchel	g	0-0	0-0	0-0	0	0	0	1	0	0	2	0	0	3
04	Bostick, Nazeer	g	1-1	1-1	1-2	0	1	1	3	4	0	2	1	0	12
05	Wheeler, Jamari	g	2-3	0-1	0-2	1	1	2	2	4	0	0	0	1	14
21	Harrar, John	g	0-0	0-0	0-1	0	0	0	1	0	1	0	0	0	2
44	Moore, Julian	g	2-4	0-0	0-0	0	0	0	0	4	0	0	4	1	12
Team						0	0	0							
Totals			26-62	9-23	9-15	10	32	42	19	70	16	13	12	7	200

FG % 1st Half: 14-34 41.2% 2nd half: 12-28 42.9% Game: 26-62 41.9%  
 3FG % 1st Half: 7-12 58.3% 2nd half: 2-11 18.2% Game: 9-23 39.1%  
 FT % 1st Half: 0-1 0.0% 2nd half: 9-14 64.3% Game: 9-15 60.0%

Deadball  
Rebounds  
2

Officials: Rob Riley, Steve McLunkins, Edwin Young  
 Technical fouls: Rider-Allen, Jordan. Penn State-Bostick, Nazeer.  
 Attendance: 4217

Score by periods	1st	2nd	Total
Rider	31	40	71
Penn State	35	35	70

Points	In	Off	2nd	Fast	Bench
RID	Paint	T/O	Chance	Break	
32	4	9	12	14	14
30	9	13	4	12	

Last FG - RID 2nd-00:00, PSU 2nd-00:22.  
 Largest lead - RID by 3 1st-19:30, PSU by 10 2nd-14:18.  
 RID led for 02:41. PSU led for 35:08. Game was tied for 02:11.

Score tied - 3 times.  
 Lead changed - 12 times.

# GAME-BY-GAME 2017-18 RECAPS

## PENN STATE DOMINATES IN 88-43 WIN

**UNIVERSITY PARK, Pa.** -- The Penn State Men's Basketball team dominated in an 88-43 victory over Coppin State in the Bryce Jordan Center with four Nittany Lions scoring in double figures and all 14 members of the roster seeing time on the court. The 88 points scored was a season high while the Nittany Lions held the Eagles to an opponent season-low 43 points.

Sophomore guard Tony Carr scored a game-high 21 points for his 12th career game with 20 or more points and freshman guard Jamari Wheeler had seven defensive rebounds as the game's top rebounder.

"We competed, we got better," said coach Patrick Chambers about the Nittany Lions' nonconference schedule. "I'll go back to the climb, we're climbing, and it's never straight up, it's going to go to the side -- the right, the left, it's going to go down, but we kept climbing, and that's what we've been doing. For us to be at 11-4 right now, I like the spot we're in. I like the position we're in because we can get a heck of a lot better."

Penn State closed out the 2017 portion of its schedule with double figures in wins at the year's end for the third time under coach Patrick Chambers and only the fourth time since 1997-98.

The total team effort saw the Nittany Lions double the Eagles on field goals with 28 and connect on 14 three-point field goals, the most since a team-record Hartford in 2008. Penn State recorded a season-high 22 assists on its 28 baskets with a team-best seven from junior guard Josh Reaves. Reaves had 12 points on the afternoon and a game-best five steals.

Forwards Mike Watkins and Lamar Stevens each had 11 points with Watkins adding six rebounds and three blocks. Stevens had five boards and set the tone with a dunk three seconds into the game after Watkins won the opening tip.

The Nittany Lions never trailed in the game and built an early double-digit lead behind Carr's 15 first-half points and three-pointers by senior guard Shep Garner and sophomore guard Nazeer Bostick.

Penn State opened the second half on a tear -- going 6-7 from the field -- and scoring 19 points in just over five minutes while allowing Coppin State only five points in the same timeframe. After a three-pointer and a jumper early, the Eagles were held without a field goal for nearly 10 minutes and scored only three points off free throws until 6:45 remained in the game.

Eighteen Coppin State turnovers led to 24 Penn State points as the Nittany Lions had 10 steals. PSU had the advantage on points in the paint 20-8 and on fast breaks 15-0. The Nittany Lions outrebounded the Eagles 41-24 and the bench contributed 24 points to the win.

Cedric Council Jr. had 11 points for Coppin State and Tre' Thomas had nine. Lamar Morgan was the Eagles' top rebounder with six.

## Official Basketball Box Score -- Game Totals -- Final Statistics Coppin State vs Penn State 12/30/17 1:00 p.m. at University Park, Pa. (Bryce Jordan Ctr.)

### Coppin State 43 • 0-15

#	Player	Total		3-Ptr		FT-FTA		Rebounds			PF	TP	A	TO	Blk	Stl	Min
		FG-FGA	FG-FGA	FG-FGA	FT-FTA	Off	Def	Tot									
00	TRAORE,Adam	r	2-3	0-1	1-2	1	3	4	4	5	1	2	0	1	23		
05	COUNCIL,Cedric	r	3-8	1-4	4-5	1	3	4	0	11	1	1	1	0	32		
20	HARDWICK,Jordan	r	2-3	1-1	0-0	0	0	0	5	5	0	2	1	0	8		
10	DAVIS,Karonn	g	1-8	0-2	3-4	0	2	2	0	5	3	5	0	1	29		
22	MORGAN,Lamar	g	0-5	0-3	1-3	0	6	6	0	1	2	1	0	0	24		
04	THOMAS,Tre'		3-9	3-4	0-0	0	1	1	3	9	0	3	0	1	32		
15	SIMPSON,Blake		2-3	0-0	0-0	0	2	2	0	4	0	1	0	0	20		
21	BROWNLEE,Lucian		1-5	1-3	0-0	0	1	1	4	3	1	1	0	1	19		
24	FAIR,Keandre		0-2	0-2	0-0	0	2	2	2	0	0	0	0	1	13		
Team						2	0	2									
Totals			14-46	6-20	9-14	4	20	24	18	43	8	18	2	5	200		

FG % 1st Half:	8-23	34.8%	2nd half:	6-23	26.1%	Game:	14-46	30.4%	Deadball Rebounds	3
3FG % 1st Half:	3-9	33.3%	2nd half:	3-11	27.3%	Game:	6-20	30.0%		
FT % 1st Half:	4-6	66.7%	2nd half:	5-8	62.5%	Game:	9-14	64.3%		

### Penn State 88 • 11-4

#	Player	Total		3-Ptr		FT-FTA		Rebounds			PF	TP	A	TO	Blk	Stl	Min
		FG-FGA	FG-FGA	FG-FGA	FT-FTA	Off	Def	Tot									
11	Stevens, Lamar	r	4-11	1-4	2-2	1	4	5	1	11	2	0	0	1	19		
24	Watkins, Mike	r	3-6	0-0	5-5	2	4	6	1	11	2	2	3	0	21		
10	Carr, Tony	g	7-9	3-4	4-5	0	3	3	0	21	4	0	0	1	18		
23	Reaves, Josh	g	4-9	2-4	2-2	2	2	4	0	12	7	1	0	5	26		
33	Garner, Shep	g	3-7	3-6	0-0	0	2	2	1	9	1	0	0	0	27		
01	Zemgulis, Deivis		1-2	1-2	2-2	1	0	1	1	5	0	1	0	0	11		
03	Pierce, Satchel		0-1	0-0	0-0	2	2	4	0	0	1	1	0	0	8		
04	Bostick, Nazeer		2-4	2-4	1-2	1	1	2	1	7	1	2	1	0	18		
05	Wheeler, Jamari		1-3	1-1	1-2	0	7	7	2	4	4	0	0	3	23		
20	Nussbaum, Taylor		0-0	0-0	0-0	0	0	0	0	0	0	0	0	0	1		
21	Harrar, John		1-1	0-0	1-2	0	1	1	1	3	0	0	0	0	8		
22	Hazle, Grant		0-0	0-0	0-0	0	0	0	0	0	0	0	0	0	1		
35	Buttrick, Trent		1-3	1-3	0-0	0	1	1	2	3	0	2	0	0	9		
44	Moore, Julian		1-1	0-0	0-1	1	2	3	1	2	0	0	0	0	10		
Team						1	1	2									
Totals			28-57	14-28	18-23	11	30	41	11	88	22	10	4	10	200		

FG % 1st Half:	15-35	42.9%	2nd half:	13-22	59.1%	Game:	28-57	49.1%	Deadball Rebounds	3
3FG % 1st Half:	6-14	42.9%	2nd half:	8-14	57.1%	Game:	14-28	50.0%		
FT % 1st Half:	7-9	77.8%	2nd half:	11-14	78.6%	Game:	18-23	78.3%		

Officials: Kelly Pfeifer, Brooks Wells, Brandon Cruz  
 Technical fouls: Coppin State-THOMAS,Tre'. Penn State-Watkins, Mike;  
 Bostick, Nazeer.  
 Attendance: 4512

Score by periods	1st	2nd	Total
Coppin State	23	20	43
Penn State	43	45	88

	In Paint	Off T/O	2nd Chance	Fast Break	Bench
Points CSUM	8	8	7	0	16
PSU	20	24	11	15	24


Last FG - CSUM 2nd-02:00, PSU 2nd-01:40.  
 Largest lead - CSUM None, PSU by 47 2nd-07:32.  
 CSUM led for 00:00, PSU led for 39:57. Game was tied for 00:03.

Score tied - 0 times.  
 Lead changed - 0 times.

# TV / RADIO ROSTER



**DEIVIS ZEMGULIS**  
Jr. | F | 6-6 | 220  
Kaunas, Lithuania



**SATCHEL PIERCE**  
Jr. | F | 7-0 | 255  
Barberton, Ohio



**NAZEER BOSTICK**  
So. | G | 6-4 | 203  
Philadelphia, Pa.




**JAMARI WHEELER**  
Fr. | G | 6-1 | 170  
Live Oak, Fla.




**TONY CARR**  
So. | G | 6-5 | 204  
Philadelphia, Pa.




**LAMAR STEVENS**  
So. | F | 6-8 | 226  
North Wales, Pa.



**TAYLOR NUSSBAUM**  
Fr. | G | 6-2 | 175  
South Salem, N.Y.



**JOHN HARRAR**  
Fr. | F | 6-9 | 243  
Wallingford, Pa.



**GRANT HAZLE**  
So. | F | 6-5 | 192  
Kingwood, Texas




**JOSH REAVES**  
Jr. | G | 6-4 | 210  
Fairfax, Va.



**MIKE WATKINS**  
R-So. | F | 6-9 | 254  
Philadelphia, Pa.



**SHEP GARNER**  
Sr. | G | 6-2 | 196  
Chester, Pa.



**TRENT BUTTRICK**  
Fr. | F | 6-8 | 234  
Bloomsburg, Pa.



**JULIAN MOORE**  
Gr. | F | 6-10 | 248  
Philadelphia, Pa.



**PATRICK CHAMBERS**  
Head Coach  
Seventh Season



**KEITH URGO**  
Associate Head Coach  
Seventh Season



**DWAYNE ANDERSON**  
Assistant Coach  
Fifth Season



**JIM FERRY**  
Assistant Coach  
First Season



**ROSS CONDON**  
Dir. of Operations  
Seventh Season



**DAVID CAPORALETTI**  
Dir. of Player Development  
Seventh Season



**JONATHAN SALAZER**  
Athletic Trainer  
21st Season



**GREG MISKINIS**  
Strength Coach  
Second Season



**DR. GREG BILLY**  
Team Physician  
Seventh Season



**NICHOLAS COLELLA**  
Dir. of Recruiting  
Third Season



# NAZEER BOSTICK

**G • 6-4 • 204**  
**SOPHOMORE**  
**PHILADELPHIA, PA**  
**(ROMAN CATHOLIC)**

## AS A SOPHOMORE (2017-18)

- Played 18 minutes vs. Coppin State and scored seven points with two 3-pointers. Also had a sky-high block for his second in as many games.
- Made his first career three-pointer vs. Rider. Played 12 minutes vs. Broncs and had a free throw and first block of 2017-18.
- Started at George Mason and played 27 minutes. Scored six points, had four rebounds and two assists.
- Missed the George Washington game.
- Gave quality minutes in defensive effort in win at Iowa and had seven minutes with one assist vs. Wisconsin.
- Went 6-6 from the free throw line at N.C. State and added three rebounds, an assist and steal to his stat line.
- Shared team lead in scoring with Jamari Wheeler with 14 points vs. Oral Roberts (11-24). Tied his career high with five field goals against Golden Eagles.
- Recorded third game with double figures in points with 10 off 4-5 shooting from the field against Pittsburgh. Dished off for career bests in assists (4) and steals (4).
- Had 10 points vs. Columbia, going 6-6 from the free throw line. Pulled down a career-best eight rebounds with a then-career-best three assists and tying his steals mark at the time (2).
- Upped his minutes on the court to 22 vs. Montana.
- Scored then-career-best 12 points in 20 minutes of action vs. Fairleigh Dickinson (11-12).
- First player off the bench and inserted into the starting lineup vs. Columbia due to injuries to guards Tony Carr and Josh Reaves.
- Had four points, two steals and two rebounds in 15 minutes of play in the opener vs Campbell.

## ► BOSTICK'S CAREER HIGHS

### Points

Career ..... 14, vs. Oral Roberts, 11/24/17  
B1G Career ..... 4, vs. Maryland, 2/7/17

### Rebounds

Career ..... 8, vs. Columbia, 11/17/17  
B1G Career2, 2x, last vs. Maryland, 2/7/17

### Assists

Career ..... 4, vs. Pittsburgh, 11/20/17  
B1G Career1, 2x, last vs. Maryland, 2/7/17

### Blocks

Career .. 1, 6x, last vs. Coppin St, 12/30/17  
B1G Career1, 5x, last at Nebraska, 2/14/17

### Steals

Career ..... 4, vs. Pittsburgh, 11/17/17  
B1G Career .....2, at Nebraska, 2/14/17

### Minutes

Career .....35, vs. Columbia, 11/17/17  
B1G Career .....12, vs. Maryland, 2/7/17

### Field Goals - Made

Career5, 2x, last vs. Oral Roberts, 11/24/17  
B1G Career ..... 2, vs. Maryland, 2/7/17

### Field Goals - Attempted

Career ..... 11, vs. Columbia, 11/17/17  
B1G Career ..... 3, at Illinois, 2/11/17

### 3-Point Field Goals - Made

Career ..... 2, vs. Coppin State, 12/30/17  
B1G Career .....

### 3-Point Field Goals - Attempted

Career ..... 4, vs. Coppin State, 12/30/17  
B1G Career ..... 2, at Nebraska, 2/14/17

### Free Throws - Made

Career ... 6, 2x, last at N.C. State, 11/29/17  
B1G Career .....2, at Nebraska, 2/14/17

### Free Throws - Attempted

Career ... 6, 3x, last at N.C. State, 11/29/17  
B1G Career .....2, at Nebraska, 2/14/17

Opponent	Date	qs	min	Total		3-Pointers		Free throws		Rebounds				pts	avg					
				fg-fga	pct	3fg-fga	pct	ft-fla	pct	off	def	tot	avg							
CAMPBELL	11/10/17	14	2-6	.333	0-0	.000	0-0	.000	0	2	2	2.0	4	0	2	0	2	4	4.0	
FAIRLEIGH DICKINSON	11/12/17	20	5-7	.714	0-0	.000	2-3	.667	1	1	2	2.0	0	0	2	0	1	12	8.0	
MONTANA	11/15/17	22	1-4	.250	0-0	.000	0-1	.000	1	0	1	1.7	2	0	2	0	0	2	6.0	
COLUMBIA	11/17/17 *	35	2-11	.182	0-2	.000	6-6	1.000	2	6	8	3.3	2	3	2	0	2	10	7.0	
vs Pittsburgh	11/20/17	20	4-5	.800	0-0	.000	2-4	.500	1	1	2	3.0	0	4	0	0	4	10	7.6	
vs Texas A&M	11/21/17	8	0-1	.000	0-0	.000	1-2	.500	0	0	0	2.5	1	0	1	0	0	1	6.5	
ORAL ROBERTS	11/24/201	23	5-9	.556	0-1	.000	4-6	.667	3	2	5	2.9	0	0	1	0	0	14	7.6	
at NC State	11/29/17	22	0-3	.000	0-0	.000	6-6	1.000	1	2	3	2.9	2	1	3	0	1	6	7.4	
at Iowa	12/02/17	8	0-1	.000	0-0	.000	0-0	.000	0	1	1	2.7	0	1	1	0	1	0	6.6	
WISCONSIN	12/4/17	7	0-0	.000	0-0	.000	0-0	.000	0	0	0	2.4	1	1	2	0	0	0	5.9	
at George Mason	12/17/17 *	27	3-6	.500	0-3	.000	0-0	.000	0	4	4	2.5	2	2	2	0	0	6	5.9	
BINGHAMTON	12/19/17	11	1-1	1.000	0-0	.000	0-0	.000	0	2	2	2.5	0	0	0	0	1	2	5.6	
RIDER	12/22/17	12	1-1	1.000	1-1	1.000	1-2	.500	0	1	1	2.4	3	0	2	1	0	4	5.5	
COPPIN STATE	12/30/17	18	2-4	.500	2-4	.500	1-2	.500	1	1	2	2.4	1	1	2	1	0	7	5.6	
<b>Totals</b>		<b>2</b>	<b>247</b>	<b>26-59</b>	<b>.441</b>	<b>3-11</b>	<b>.273</b>	<b>23-32</b>	<b>.719</b>	<b>10</b>	<b>23</b>	<b>33</b>	<b>2.4</b>	<b>18</b>	<b>13</b>	<b>22</b>	<b>2</b>	<b>12</b>	<b>78</b>	<b>5.6</b>

Season	gp-gs	min/avg	Total		3-Point		F-Throws		Rebounds				Scoring							
			fg-fga	pct	fg-fga	pct	ft-fla	pct	off	def	tot	avg	pf	fo	ast	to	blk	stl	pts	avg
2016-17	18-0	120/6.7	9-29	.310	0-9	.000	5-5	1.000	2	11	13	0.7	13	0	6	11	4	7	23	1.3
2017-18	14-2	247/17.6	26-59	.441	3-11	.273	23-32	.719	10	23	33	2.4	18	0	13	22	2	12	78	5.6
<b>TOTAL</b>	<b>32-2</b>	<b>367/11.5</b>	<b>35-88</b>	<b>.398</b>	<b>3-20</b>	<b>.150</b>	<b>28-37</b>	<b>.757</b>	<b>12</b>	<b>34</b>	<b>46</b>	<b>1.4</b>	<b>31</b>	<b>0</b>	<b>19</b>	<b>33</b>	<b>6</b>	<b>19</b>	<b>101</b>	<b>3.2</b>

# 35



# TRENT BUTTRICK

F • 6-8 • 234  
**FRESHMAN**  
**BLOOMINGTON, PA**  
**(COMMUNITY SCHOOL OF NAPLES (FL))**

### AS A FRESHMAN (2017-18)

- Has played in four of the last five games and played career-high nine minutes vs. Coppin State.
- Made his first career three-point field goal vs. Coppin State.
- First off the bench vs. George Washington and grabbed a career-best 5 rebounds in a career-best 7 minutes of action.
- Played four minutes vs. Oral Roberts.
- Scored two points vs. Pittsburgh with three rebounds in three minutes of play.
- Saw one minute of action vs. Fairleigh Davidson and pulled down a defensive rebound.

Opponent	Date	gs	min	Total		3-Pointers		Free throws		Rebounds				pf	a	t/o	blk	stl	pts	avg
				fg-fga	pct	3fg-fga	pct	ft-fa	pct	off	def	tot	avg							
FAIRLEIGH DICKINSON	11/12/17	1	0-0	.000	0-0	.000	0-0	.000	0	1	1	1.0	0	0	0	0	0	0	0	0.0
vs Pittsburgh	11/20/17	3	1-2	.500	0-0	.000	0-2	.000	2	1	3	2.0	2	0	1	0	0	2	1.0	
ORAL ROBERTS	11/24/17	4	0-1	.000	0-0	.000	0-0	.000	0	0	0	1.3	0	0	0	0	0	0	0.7	
GEORGE WASHINGTON	12/9/17	7	0-1	.000	0-0	.000	0-0	.000	1	4	5	2.3	3	0	2	0	0	0	0.5	
at George Mason	12/17/17	4	0-0	.000	0-0	.000	0-0	.000	0	0	0	1.8	0	0	0	0	0	0	0.4	
BINGHAMTON	12/19/17	3	0-0	.000	0-0	.000	0-0	.000	0	0	0	1.5	0	0	2	0	0	0	0.3	
COPPIN STATE	12/30/17	9	1-3	.333	1-3	.333	0-0	.000	0	1	1	1.4	2	0	2	0	0	3	0.7	
<b>Totals</b>		0	31	2-7	.286	1-3	.333	0-2	.000	3	7	10	1.4	7	0	7	0	0	5	0.7

### ► BUTTRICK'S CAREER HIGHS

Points  
 Career ..... 2, vs. Pittsburgh, 11/20/17  
 B1G Career .....

Rebounds  
 Career 5, vs. Geo. Washington, 11/20/17  
 B1G Career .....

Assists  
 Career .....

Blocks  
 Career .....

Steals  
 Career .....

Minutes  
 Career .... 9, vs. Coppin State, 12/30/17  
 B1G Career .....

Field Goals - Made  
 Career ..... 1, vs. Pittsburgh, 11/20/17  
 B1G Career .....

Field Goals - Attempted  
 Career ..... 2, vs. Pittsburgh, 11/20/17  
 B1G Career .....

3-Point Field Goals - Made  
 Career .... 1, vs. Coppin State, 12/30/17  
 B1G Career .....

3-Point Field Goals - Attempted  
 Career .... 3, vs. Coppin State, 12/30/17  
 B1G Career .....

Free Throws - Made  
 Career .....

Free Throws - Attempted  
 Career ..... 2, vs. Pittsburgh, 11/20/17  
 B1G Career .....

Season	gp-gs	min/avg	Total		3-Point		F-Throws		Rebounds				Scoring							
			fg-fga	pct	fg-fga	pct	ft-fa	pct	off	def	tot	avg	pf	fo	ast	to	blk	stl	pts	avg
2017-18	7-0	31/4.4	2-7	.286	1-3	.333	0-2	.000	3	7	10	1.4	7	0	0	7	0	0	5	0.7
<b>TOTAL</b>	7-0	31/4.4	2-7	.286	1-3	.333	0-2	.000	3	7	10	1.4	7	0	0	7	0	0	5	0.7



# TONY CARR

# 10

**G • 6-5 • 204**  
**SOPHOMORE**  
**PHILADELPHIA, PA**  
**(ROMAN CATHOLIC)**

## AS A SOPHOMORE (2017-18)

- Razor sharp vs. Coppin State going 7-9 from the field and 3-4 from beyond the arc for 21 points for 12th career outing with 20+ points and 38th career game with 10+ points or more. Was 5-7 at the half for 15 points (2-3 from 3FG).
- Had 10 points vs. Rider and added four rebounds, two assists and a block to his stat line.
- Returned to action after missing the George Mason game with 15 points and a regulation-game career-best nine assists.
- Was 6-12 against both Binghamton & George Washington and averaged 6.5 assists in those games.
- Had 19 points (6-12 FG, 2-3 3FG, 5-6 FT) vs. George Washington. Also had six rebounds and four assists.
- Second-half offensive production against Wisconsin was 12 points with four field goals and four free throws, finishing with 16 points and 6-6 from the line.
- Had a Big Ten career best with nine rebounds against the Badgers.
- Scored 13 of his 16 points against Hawkeyes in the second half and had career-best nine assists (regulation game) and six rebounds on his final stat line.
- Recorded his 11th career game with 20-plus points with 29 at N.C. State with a career best with 12 field goals made and 25 attempted. Pulled down seven rebounds.
- Sparked Nittany Lions by scoring nine of their first 14 points to start the second half against the Wolfpack.
- Scored 21 of his 31 points against No. 16 Texas A&M in the first half, 12 in the final 3:55 of the period.
- Connected on six field goals (6-9) and had four three-pointers, a career best, in Penn State's 85-54 win over Pittsburgh. Fourteen of his points came in the first half and he collected six rebounds and added five assists and a steal to his final stat line
- Averaged 23.5 points over the two games at the Barclays Center as part of the Legends Classic and earned a spot on the Legends Classic All-Tournament Team with Lamar Stevens.
- Missed the Columbia game due to injury, ending a streak of consecutive games played and starts at 36.
- Had seven points in limited action after leaving the Montana game early in the second half with an ankle injury.
- Scored 20 points against Fairleigh Dickinson, including going 9-9 from the free thrown line and duplicated his previous game's effort with seven assists. Also added a career-best three steals.
- "Falling" away jumper against FDU Knights to end the half was No. 3 play on ESPN's SportsCenter.
- Opened the 2017-18 season with a team-leading and career-best 33 points vs. Campbell and pulled down nine rebounds and dished out seven assists. Set a career high with 13 free throws made and 15 attempted. Had only one turnover in 35 minutes of play.

## ► CARR'S CAREER HIGHS

Points  
 Career ..... 33, vs. Campbell, 11/10/17  
 B1G Career ..... 24, vs. Indiana, 1/18/17

Rebounds  
 Career ..... 12, vs. Wright State, 12/3/16  
 B1G Career ..... 9, vs. Wisconsin, 12/4/17

Assists  
 Career ..... 14, at Indiana (3ot), 2/1/17  
 .....regulation: 9, 2x, vs. Binghamton, 12/19/17  
 .....at Iowa, 12/2/17  
 B1G Career ..... 14, at Indiana (3ot), 2/1/17  
 .....regulation: 9, at Iowa, 12/2/17

Blocks  
 Career ..... 2, vs. Purdue (ot), 2/21/17  
 regulation: 1, 7x, last vs. Wisconsin, 12/4/17  
 B1G Career ..... 2, vs. Purdue (ot), 2/21/17  
 .regulation: 1, 5x, last vs. Wisconsin, 12/4/17

Steals  
 Career ..... 4, vs. Texas A&M, 11/21/17  
 B1G Career ..2, 5x, last vs. Wisconsin, 12/4/17

Minutes  
 Career ..... 42, at Indiana (3ot), 2/1/17  
 .....regulation: 39, 2x, last at Iowa, 12/2/17  
 B1G Career ..... 42, at Indiana (3ot) 2/1/17  
 .....regulation: 39, at Iowa, 12/2/17

Field Goals - Made  
 Career ..... 12, at N.C. State, 11/29/17  
 B1G Career ..... 9, vs. Purdue (ot), 2/21/17  
 .....regulation: 8, last vs. Ohio State, 2/28/17

Field Goals - Attempted  
 Career ..... 25, at N.C. State, 11/29/17  
 B1G Career ..... 22, vs. Wisconsin, 12/4/17

3-Point Field Goals - Made  
 Career ..... 4, 2x, last at Iowa, 12/2/17  
 B1G Career ..... 4, at Iowa, 12/2/17

3-Point Field Goals - Attempted  
 Career ..... 7, at Indiana (3ot), 2/1/17  
 ..... regulation: 6, 5x, last at Iowa, 12/2/17  
 B1G Career ..... 7, at Indiana (3ot), 2/1/17  
 ..... regulation: 6, 2x, last at Iowa, 12/2/17

Free Throws - Made  
 Career ..... 13, vs. Campbell, 11/10/17  
 B1G Career ..... 11, vs. Rutgers, 2/4/17

Free Throws - Attempted  
 Career ..... 15, vs. Campbell, 11/10/17  
 B1G Career ..... 13, vs. Rutgers, 2/4/17

Opponent	Date	gs	min	Total		3-Pointers		Free throws		Rebounds				Field Goals - Made			Field Goals - Attempted			3-Point Field Goals - Made			3-Point Field Goals - Attempted			Free Throws - Made			Free Throws - Attempted										
				fg-fga	pct	3fg-fga	pct	ft-fa	pct	off	def	tot	avg	pf	a	t/o	blk	stl	pts	avg	fg-fga	pct	3fg-fga	pct	ft-fa	pct	off	def	tot	avg	pf	fo	ast	to	blk	stl	pts	avg	
CAMPBELL	11/10/17	*	35	9-23	.391	2-5	.400	13-15	.867	2	7	9	9.0	3	7	1	0	1	33	33.0																			
FAIRLEIGH DICKINSON	11/12/17	*	30	5-10	.500	1-2	.500	9-9	1.000	0	4	4	6.5	0	7	2	0	3	20	26.5																			
MONTANA	11/15/17	*	19	3-9	.333	1-1	1.000	0-0	.000	1	1	2	5.0	1	2	2	0	0	7	20.0																			
vs Pittsburgh	11/20/17	*	26	6-9	.667	4-4	1.000	0-0	.000	0	6	6	5.3	1	5	2	0	1	16	19.0																			
vs Texas A&M	11/21/17	*	38	11-20	.550	2-4	.500	7-11	.636	0	1	1	4.4	2	3	2	0	4	31	21.4																			
ORAL ROBERTS	11/24/201	*	21	4-5	.800	3-4	.750	2-2	1.000	0	1	1	3.8	3	5	1	0	0	13	20.0																			
at NC State	11/29/17	*	39	12-25	.480	2-6	.333	3-4	.750	3	4	7	4.3	5	1	4	0	1	29	21.3																			
at Iowa	12/02/17	*	39	5-15	.333	4-6	.667	2-2	1.000	2	4	6	4.5	2	9	2	0	1	16	20.6																			
WISCONSIN	12/4/17	*	38	5-22	.227	0-3	.000	6-6	1.000	2	7	9	5.0	3	1	2	1	2	16	20.1																			
GEORGE WASHINGTON	12/9/17	*	35	6-12	.500	2-3	.667	5-6	.833	1	5	6	5.1	1	4	3	0	2	19	20.0																			
BINGHAMTON	12/19/17	*	36	6-12	.500	2-5	.400	1-1	1.000	0	4	4	5.0	1	9	2	0	1	15	19.5																			
RIDER	12/22/17	*	32	3-14	.214	2-6	.333	2-2	1.000	0	4	4	4.9	1	2	1	1	0	10	18.8																			
COPPIN STATE	12/30/17	*	18	7-9	.778	3-4	.750	4-5	.800	0	3	3	4.8	0	4	0	0	1	21	18.9																			
Totals			13	406	82-185	.443	28-53	.528	54-63	.857	11	51	62	4.8	23	59	24	2	17	246	18.9																		

Season	gp-gs	min/avg	Total		3-Point		F-Throws		Rebounds				Scoring							
			fg-fga	pct	fg-fga	pct	ft-fa	pct	off	def	tot	avg	pf	fo	ast	to	blk	stl	pts	avg
2016-17	33-33	1084/32.8	141-374	.377	33-103	.320	121-157	.771	22	136	158	4.8	73	1	139	86	9	22	436	13.2
2017-18	13-13	406/31.2	82-185	.443	28-53	.528	54-63	.857	11	51	62	4.8	23	1	59	24	2	17	246	18.9
TOTAL	46-46	1490/32.4	223-559	.399	61-156	.391	175-220	.795	33	187	220	4.8	96	2	198	110	11	39	682	14.8

# 33



# SHEP GARNER

G • 6-2 • 196  
**SENIOR**  
**CHESTER, PA**  
**(ROMAN CATHOLIC)**

## AS A SENIOR (2017-18)

- All nine points vs. Coppin State came on his 3 three-point field goals. Also had an assist.
- Led Nittany Lions with a game-high 18 points, all on three-point field goals, vs. Rider for his second time as the top scorer in 2017-18 and 21st time in his career.
- Tops in the Big Ten with 46 three-pointers made in 2017-18, good for a No. 18 ranking nationally.
- Has 262 career three-pointers for ninth among the NCAA Division I active leaders.
- Has scored 1,352 career points for 13th on the Penn State all-time scoring list and 53rd on the NCAA Division I active career list.
- Ranks 42nd on the NCAA Division I active career list for total steals with 130.
- One of five Nittany Lion starters to score in double figures vs. Binghamton with all 15 of his points coming on three-pointers.
- Had three three-pointers and three assists at George Mason while playing 37 minutes despite not feeling well.
- Dropped three of his four total triples in the first half vs. Colonials.
- Scored 12 of his 13 points vs. Wisconsin in the second half.
- Sparked the Nittany Lion comeback with back-to-back jumpers and then a triple to put the Nittany Lions within three points with 1:53 left in the game.
- Connected on four three-pointers in Iowa victory for 12 points. Two three-pointers in first half helped give Nittany Lions a 14-4 lead to start the game.
- Scored 10 points off four field goals, including two three-pointers at N.C. State.
- One of six Nittany Lions to score in double figures vs. Pittsburgh. Had 13 points in Legends Classic game at Barclays Center off 5-10 shooting with three treys.
- Suffered a broken nose vs. Montana game and wore a protective mask for Columbia game. Had 16 points in 16 minutes by halftime and added 10 more points for a game-high 26 on a career-best tying 10 field goals made.
- Expected to wear the protective mask for about a month, has removed it depending on comfort level.
- Connected on four three-pointers against Montana for 12 points. Nailed two back to back to help give Penn State some breathing room late in the second half. Also had three assists.
- Collided with teammate Nazeer Bostick and, it would later be determined, broke his nose, but continued to play in the game against the Grizzlies.
- Played in his 100th career game in the season opener vs. Campbell.

## ► GARNER'S CAREER HIGHS

**Points**  
 Career ..... 30, at Boston College, 12/2/15  
 B1G Career ..... 24, vs. Rutgers, 2/4/2017

**Rebounds**  
 Career ..... 8, at Minnesota, 2/25/17  
 B1G Career ..... 8, at Minnesota, 2/25/17

**Assists**  
 Career ..... 8, vs. Radford, 11/24/15  
 B1G Career ..... 7, vs. Northwestern, 3/3/16

**Blocks**  
 Career ..... 1, 12x, last at Minnesota, 2/25/17  
 B1G Career ..... 1, 7x, last at Minnesota, 2/25/17

**Steals**  
 Career ..... 4, 3x, last at Minnesota, 2/25/17  
 B1G Career ..... 4, at Minnesota, 2/25/17

**Minutes**  
 Career ..... 50, at Indiana (3ot), 2/1/17  
 regulation: 40, at Boston College, 12/2/15  
 B1G Career ..... 50, at Indiana (3ot), 2/1/17  
 regulation: 40, Northwestern, 3/3/16

**Field Goals - Made**  
 Career ..... 10, 2x, last vs. Columbia, 11/17/17  
 B1G Career ..... 9, vs. Rutgers, 2/4/17

**Field Goals - Attempted**  
 Career ..... 20, vs. Colorado, 12/22/15  
 B1G Career ..... 18, 3x, last vs. Ohio State, 2/28/17

**3-Point Field Goals - Made**  
 Career ..... 8, at Boston College, 12/2/15  
 B1G Career ..... 5, 4x, last vs. Ohio State, 2/28/17

**3-Point Field Goals - Attempted**  
 Career ..... 14, vs. Ohio State, 2/28/17  
 B1G Career ..... 14, vs. Ohio State, 2/28/17

**Free Throws - Made**  
 Career ..... 8, 2x, last vs. Colorado, 12/22/15  
 B1G Career ..... 7, vs. Northwestern, 3/3/16

**Free Throws - Attempted**  
 Career ..... 9, 2x, last vs. Illinois (2ot), 3/6/16  
 regulation: 8, 3x, last vs. Northwestern, 12/27/16  
 B1G Career ..... 9, vs. Illinois (2ot), 3/6/16  
 regulation: 8, 3x, last vs. Northwestern, 12/27/16

Opponent	Date	gs	min	Total		3-Pointers		Free throws		Rebounds							pts	avg			
				fg-fga	pct	3fg-fga	pct	ft-fa	pct	off	def	tot	avg	pf	a	t/o			blk	stl	
CAMPBELL	11/10/17	*	35	2-9	.222	2-8	.250	2-2	1.000	1	1	2	2.0	1	3	0	0	1	8	8.0	
FAIRLEIGH DICKINSON	11/12/17	*	25	0-7	.000	0-6	.000	0-0	.000	1	1	2	2.0	3	1	2	0	2	0	4.0	
MONTANA	11/15/17	*	32	4-7	.571	4-7	.571	0-2	.000	0	5	5	3.0	1	3	1	0	0	12	6.7	
COLUMBIA	11/17/17	*	39	10-18	.556	5-11	.455	1-2	.500	0	1	1	2.5	1	1	1	0	3	26	11.5	
vs Pittsburgh	11/20/17	*	26	5-10	.500	3-8	.375	0-0	.000	0	3	3	2.6	1	2	1	0	0	13	11.8	
vs Texas A&M	11/21/17	*	26	2-7	.286	2-7	.286	0-0	.000	0	2	2	2.5	1	1	2	0	1	6	10.8	
ORAL ROBERTS	11/24/17	*	22	2-7	.286	2-7	.286	0-0	.000	0	0	0	2.1	2	0	0	0	1	6	10.1	
at NC State	11/29/17	*	23	4-8	.500	2-6	.333	0-0	.000	0	1	1	2.0	4	1	1	0	1	10	10.1	
at Iowa	12/02/17	*	27	4-7	.571	4-6	.667	0-0	.000	0	2	2	2.0	4	2	4	0	1	12	10.3	
WISCONSIN	12/4/17	*	33	3-7	.429	1-4	.250	6-7	.857	1	1	2	2.0	3	1	2	0	2	13	10.6	
GEORGE WASHINGTON	12/9/17	*	32	4-12	.333	4-11	.364	0-0	.000	0	1	1	1.9	3	0	4	0	1	12	10.7	
at George Mason	12/17/17	*	37	3-8	.375	3-8	.375	0-0	.000	1	2	3	2.0	3	3	2	0	0	9	10.6	
BINGHAMTON	12/19/17	*	34	5-7	.714	5-7	.714	0-0	.000	0	1	1	1.9	1	2	1	0	1	15	10.9	
RIDER	12/22/17	*	35	6-12	.500	6-11	.545	0-0	.000	1	1	2	1.9	0	0	3	0	0	18	11.4	
COPPIN STATE	12/30/17	*	27	3-7	.429	3-6	.500	0-0	.000	0	2	2	1.9	1	1	0	0	0	9	11.3	
Totals			15	453	57-133	.429	46-113	.407	9-13	.692	5	24	29	1.9	29	21	24	0	14	169	11.3

Season	gp-gs	min/avg	Total		3-Point		F-Throws			Rebounds							Scoring					
			fg-fga	pct	fg-fga	pct	ft-fa	pct	off	def	tot	avg	pf	fo	ast	to	blk	stl	pts	avg		
2014-15	34-33	979/28.8	104-286	.364	59-175	.337	46-58	.793	17	75	92	2.7	69	2	77	48	2	33	313	9.2		
2015-16	32-32	1127/35.2	149-390	.382	75-205	.366	101-129	.783	9	94	103	3.2	59	1	109	65	7	42	474	14.8		
2016-17	33-29	1058/32.1	133-351	.379	82-230	.357	48-63	.762	13	80	93	2.8	61	1	79	61	3	41	396	12.0		
2017-18	15-15	453/30.2	57-133	.429	46-113	.407	9-13	.692	5	24	29	1.9	29	0	21	24	0	14	169	11.3		
TOTAL	114-109	3617/31.7	443-1160	.382	262-723	.362	204-263	.776	44	273	317	2.8	218	4	286	198	12	130	1352	11.9		



# JOHN HARRAR

# 21

F • 6-9 • 243  
**FRESHMAN**  
**WALLINGFORD, PA**  
**(STRATH HAVEN)**

## AS A FRESHMAN (2017-18)

- Made a field goal and free throw vs. Coppin State for three points.
- Has seen action in 11 games this season with a career-best eight minutes vs. Coppin State. Played seven minutes against both Fairleigh Dickinson (11-12) and Oral Roberts (11-24). Had a productive three minutes in Iowa win and was on the court for two minutes against Wisconsin.
- Pulled down two rebounds vs. George Washington.
- Went 2-2 from the field against Golden Eagles (11-24) and tied career-best two rebounds.
- Put back a teammate's missed shot against Fairleigh Dickinson for his first career points as a Nittany Lion. Finished with two offensive rebounds and a steal.
- Played one minute in the season opener vs. Campbell and had one personal foul.

Opponent	Date	gs	min	Total		3-Pointers		Free throws		Rebounds				pts	avg					
				fg-fga	pct	3fg-fga	pct	ft-fa	pct	off	def	tot	avg			pf	a	t/o	blk	stl
CAMPBELL	11/10/17	1		0-0	.000	0-0	.000	0-0	.000	0	0	0	0.0	1	0	0	0	0	0	0.0
FAIRLEIGH DICKINSON	11/12/17	7		1-1	1.000	0-0	.000	0-0	.000	2	0	2	1.0	2	0	1	0	1	2	1.0
vs Pittsburgh	11/20/17	5		2-3	.667	0-0	.000	0-1	.000	1	0	1	1.0	0	0	0	0	0	4	2.0
vs Texas A&M	11/21/17	2		0-0	.000	0-0	.000	0-0	.000	0	0	0	0.8	1	0	1	0	0	0	1.5
ORAL ROBERTS	11/24/17	7		2-2	1.000	0-0	.000	0-0	.000	1	1	2	1.0	0	0	0	0	0	4	2.0
at Iowa	12/02/17	3		0-0	.000	0-0	.000	0-0	.000	0	0	0	0.8	2	0	0	0	0	0	1.7
WISCONSIN	12/4/17	2		0-0	.000	0-0	.000	0-0	.000	0	0	0	0.7	0	0	0	0	0	0	1.4
GEORGE WASHINGTON	12/9/17	3		0-1	.000	0-0	.000	0-1	.000	1	1	2	0.9	0	0	0	0	0	0	1.3
at George Mason	12/17/17	1		0-0	.000	0-0	.000	0-0	.000	0	0	0	0.8	0	0	0	0	0	0	1.1
RIDER	12/22/17	2		0-0	.000	0-0	.000	0-1	.000	0	0	0	0.7	1	0	1	0	0	0	1.0
COPPIN STATE	12/30/17	8		1-1	1.000	0-0	.000	1-2	.500	0	1	1	0.7	1	0	0	0	0	3	1.2
<b>Totals</b>		<b>0</b>	<b>41</b>	<b>6-8</b>	<b>.750</b>	<b>0-0</b>	<b>.000</b>	<b>1-5</b>	<b>.200</b>	<b>5</b>	<b>3</b>	<b>8</b>	<b>0.7</b>	<b>8</b>	<b>0</b>	<b>3</b>	<b>0</b>	<b>1</b>	<b>13</b>	<b>1.2</b>

### ► HARRAR'S CAREER HIGHS

Points  
 Career ..... 4, 2x, last vs. Oral Roberts, 11/24/17  
 B1G .....

Rebounds  
 Career ..... 2, 2x, last vs. Oral Roberts, 11/24/17  
 B1G .....

Assists  
 Career .....

Blocks  
 Career .....

Steals  
 Career ..... 1, vs. Fairleigh Dickinson, 11/12/17  
 B1G ..... 1, 3x, last at Iowa, 2/3/16

Minutes  
 Career ..... 8, vs. Coppin State, 12/30/17  
 B1G ..... 3, at Iowa, 12/2/17

Field Goals - Made  
 Career ..... 2, 2x, last vs. Oral Roberts, 11/24/17  
 B1G .....

Field Goals - Attempted  
 Career ..... 3, vs. Pittsburgh, 11/20/17  
 B1G .....

3-Point Field Goals - Made  
 Career .....

3-Point Field Goals - Attempted  
 Career .....

Free Throws - Made  
 Career ..... 1, vs. Coppin State, 12/30/17  
 B1G .....

Free Throws - Attempted  
 Career ..... 2, vs. Coppin State, 12/30/17  
 B1G .....

Season	gp-gs	min/avg	Total		3-Point		F-Throws		Rebounds				Scoring							
			fg-fga	pct	fg-fga	pct	ft-fa	pct	off	def	tot	avg	pf	fo	ast	to	blk	stl	pts	avg
2017-18	11-0	41/3.7	6-8	.750	0-0	.000	1-5	.200	5	3	8	0.7	8	0	0	3	0	1	13	1.2
<b>TOTAL</b>	<b>11-0</b>	<b>41/3.7</b>	<b>6-8</b>	<b>.750</b>	<b>0-0</b>	<b>.000</b>	<b>1-5</b>	<b>.200</b>	<b>5</b>	<b>3</b>	<b>8</b>	<b>0.7</b>	<b>8</b>	<b>0</b>	<b>0</b>	<b>3</b>	<b>0</b>	<b>1</b>	<b>13</b>	<b>1.2</b>



# 22



# GRANT HAZLE

F • 6-5 • 192  
SOPHOMORE  
KINGWOOD, TEXAS  
(WESTBURY CHRISTIAN)

### AS A SOPHOMORE (2017-18)

- Entered the game vs. Coppin State.
- Played two minutes against Oral Roberts.
- As a native of the Houston area, fittingly made the final basket in the One America Appeal Hurricane Relief exhibition game vs. Lafayette.

Opponent	Date	gs	min	Total		3-Pointers		Free throws		Rebounds				pf	a	t/o	blk	stl	pts	avg
				fg-fga	pct	3fg-fga	pct	ft-fa	pct	off	def	tot	avg							
ORAL ROBERTS	11/24/2017	2		0-0	.000	0-0	.000	0-0	.000	0	0	0	0.0	0	0	0	0	0	0	0.0
COPPIN STATE	12/30/17	1		0-0	.000	0-0	.000	0-0	.000	0	0	0	0.0	0	0	0	0	0	0	0.0
<b>Totals</b>		0	3	0-0	.000	0-0	.000	0-0	.000	0	0	0	0.0	0	0	0	0	0	0	0.0

Continued

Season	gp-gs	min/avg	Total		3-Point		F-Throws		Rebounds				Scoring								
			fg-fga	pct	fg-fga	pct	ft-fa	pct	off	def	tot	avg	pf	fo	ast	to	blk	stl	pts	avg	
2016-17	5-0	2/0.4	1-2	.500	0-0	.000	0-0	.000	0	0	0	0.0	0	0	0	0	0	0	0	2	0.4
2017-18	1-0	2/2.0	0-0	.000	0-0	.000	0-0	.000	0	0	0	0.0	0	0	0	0	0	0	0	0	0.0
<b>TOTAL</b>	6-0	4/0.7	1-2	.500	0-0	.000	0-0	.000	0	0	0	0.0	0	0	0	0	0	0	2	0.3	



# JULIAN MOORE

# 44

F • 6-10 • 248  
**GRADUATE STUDENT**  
**PHILADELPHIA, PA**  
**(GERMANTOWN ACADEMY)**

## AS A GRADUATE STUDENT (2017-18)

- Grabbed three rebounds and had two points (1-1 FG) in 10 minutes in Coppin State win.
- Tied career best with four blocks and had four points and a steal in 12 first-half minutes vs. Rider.
- Came off the bench for seven quality minutes vs. Binghamton. Picked up two rebounds.
- Ranks 26th on the NCAA Division I active career list for total games played with 117.
- Contributed two points (2-2 FT) in George Washington win.
- Pulled down two rebounds, had a point and a blocked shot vs. Wisconsin.
- Played five minutes at N.C. State and had a key rebound in three minutes at Iowa.
- Played 14 minutes vs. Pittsburgh (11-20) and went 2-2 from the field for four points. Collected four rebounds vs. Panthers as well.
- Inserted back into the starting lineup vs. Columbia and had three rebounds in nine minutes of action.
- Played a combined 11 minutes between Fairleigh Dickinson and Montana. Had three rebounds vs. Grizzlies.
- Earned a start in the season opener vs. Campbell and contributed eight points, six rebounds and had a block in 27 minutes.

## ► MOORE'S CAREER HIGHS

Points  
 Career ..... 16, vs. Radford, 11/20/15  
 B1G Career ..... 13, vs. Michigan State, 1/20/16

Rebounds  
 Career ..... 10, vs. Wisconsin, 1/21/16  
 B1G Career ..... 10, vs. Wisconsin, 1/21/16

Assists  
 Career ..... 2, 2x, last vs. Wright State, 12/3/16  
 B1G Career ..... 1, 8x, last at Minnesota, 2/25/17

Blocks  
 Career ..... 4, vs. Kent State, 12/23/15  
 B1G Career .. 2, 9x, last vs. Purdue (ot), 2/21/17

Steals  
 Career ..... 2 at Purdue, 1/21/17  
 B1G Career ..... 2 at Purdue, 1/21/17

Minutes  
 Career ..... 34, vs. Wisconsin, 1/21/16  
 B1G Career ..... 34, vs. Wisconsin, 1/21/16

Field Goals - Made  
 Career ..... 7, vs. Radford, 11/20/15  
 B1G Career ..... 4, 3x, last at Indiana (ot), 2/1/17

Field Goals - Attempted  
 Career ..... 11, vs. Radford, 11/20/15  
 B1G Career ..... 7, at Illinois, 1/31/15

3-Point Field Goals - Made  
 Career ..... 1, vs. Wisconsin, 2/18/15  
 B1G Career ..... 1, vs. Wisconsin, 2/18/15

3-Point Field Goals - Attempted  
 Career ..... 1, 3x, last vs. Bucknell, 11/28/15  
 B1G Career ..... 1, vs. Wisconsin, 2/18/15

Free Throws - Made  
 Career ..... 6, vs. Canisius, 12/10/15  
 B1G Career ..... 5, 2x, last vs. Maryland, 2/7/17

Free Throws - Attempted  
 Career ..... 7, vs. Michigan State, 1/10/16  
 B1G Career ..... 7, vs. Michigan State, 1/10/16

Opponent	Date	gs	min	Total		3-Pointers		Free throws		Rebounds				pts	avg						
				fg-fga	pct	3fg-fga	pct	ft-fa	pct	off	def	tot	avg								
CAMPBELL	11/10/17	*	27	2-5	.400	0-0	.000	4-6	.667	4	2	6	6.0	1	0	1	1	0	8	8.0	
FAIRLEIGH DICKINSON	11/12/17		2	0-0	.000	0-0	.000	0-0	.000	0	0	0	3.0	2	0	0	0	0	0	4.0	
MONTANA	11/15/17		9	1-2	.500	0-0	.000	0-0	.000	0	3	3	3.0	0	0	0	1	1	2	3.3	
COLUMBIA	11/17/17	*	9	0-0	.000	0-0	.000	0-0	.000	1	2	3	3.0	1	0	3	1	0	0	2.5	
vs Pittsburgh	11/20/17		14	2-2	1.000	0-0	.000	0-0	.000	2	2	4	3.2	1	0	2	0	0	4	2.8	
vs Texas A&M	11/21/17		6	1-2	.500	0-0	.000	0-0	.000	0	0	0	2.7	0	0	0	0	0	2	2.7	
ORAL ROBERTS	11/24/201		13	1-3	.333	0-0	.000	0-0	.000	0	0	0	2.3	1	1	0	1	1	2	2.6	
at NC State	11/29/17		5	0-0	.000	0-0	.000	0-0	.000	1	1	2	2.3	0	0	1	1	0	0	2.3	
at Iowa	12/02/17		3	0-0	.000	0-0	.000	0-0	.000	0	1	1	2.1	0	0	0	1	0	0	2.0	
WISCONSIN	12/4/17		5	0-1	.000	0-0	.000	1-2	.500	2	0	2	2.1	0	0	0	1	0	1	1.9	
GEORGE WASHINGTON	12/9/17		6	0-1	.000	0-0	.000	2-2	1.000	0	0	0	1.9	2	0	0	0	0	2	1.9	
BINGHAMTON	12/19/17		7	0-0	.000	0-0	.000	0-0	.000	0	2	2	1.9	0	0	0	0	0	0	1.8	
RIDER	12/22/17		12	2-4	.500	0-0	.000	0-0	.000	0	0	0	1.8	0	0	4	1	4	1.9		
COPPIN STATE	12/30/17		10	1-1	1.000	0-0	.000	0-1	.000	1	2	3	1.9	1	0	0	0	0	2	1.9	
Totals			2	128	10-21	.476	0-0	.000	7-11	.636	11	15	26	1.9	9	1	7	11	3	27	1.9

Season	gp-gs	min/avg	Total		3-Point		F-Throws		Rebounds				Scoring							
			fg-fga	pct	fg-fga	pct	ft-fa	pct	off	def	tot	avg	pf	fo	ast	to	blk	stl	pts	avg
2013-14	7-0	68/9.7	2-6	.333	0-0	.000	4-4	1.000	1	10	11	1.6	12	1	1	0	3	2	8	1.1
2014-15	33-1	250/7.6	21-40	.525	1-1	1.000	7-18	.389	18	36	54	1.6	34	0	1	17	12	3	50	1.5
2015-16	31-12	480/15.5	41-92	.446	0-2	.000	37-55	.673	30	72	102	3.3	53	0	7	19	17	8	119	3.8
2016-17	32-9	476/14.9	35-76	.461	0-0	.000	19-27	.704	38	57	95	3.0	63	1	11	27	24	8	89	2.8
2017-18	14-2	128/9.1	10-21	.476	0-0	.000	7-11	.636	11	15	26	1.9	9	0	1	7	11	3	27	1.9
TOTAL	117-24	1402/12.0	109-235	.464	1-3	.333	74-115	.643	98	190	288	2.5	171	2	21	70	67	24	293	2.5



# TAYLOR NUSSBAUM

# 20

G • 6-2 • 175  
**FRESHMAN**  
 SOUTH SALEM, N.Y.  
 (CHESHIRE ACADEMY  
 (Conn.))

### AS A FRESHMAN (2017-18)

- Saw action in the Oral Roberts (11/24) and Coppin State games (12-30).
- Walk-on member of the Nittany Lion basketball team who joined the squad this fall.

Opponent	Date	gs	min	Total		3-Pointers		Free throws		Rebounds				pf	a	t/o	blk	stl	pts	avg
				fg-fga	pct	3fg-fga	pct	ft-fga	pct	off	def	tot	avg							
ORAL ROBERTS	11/24/2017	1		0-0	.000	0-0	.000	0-0	.000	0	0	0	0.0	0	0	0	0	0	0	0.0
COPPIN STATE	12/30/17	1		0-0	.000	0-0	.000	0-0	.000	0	0	0	0.0	0	0	0	0	0	0	0.0
Totals		0	2	0-0	.000	0-0	.000	0-0	.000	0	0	0	0.0	0	0	0	0	0	0	0.0

Season	gp-gs	min/avg	Total		3-Point		F-Throws		Rebounds				Scoring								
			fg-fga	pct	fg-fga	pct	ft-fga	pct	off	def	tot	avg	pf	fo	ast	to	blk	stl	pts	avg	
2017-18	2-0	2/1.0	0-0	.000	0-0	.000	0-0	.000	0	0	0	0.0	0	0	0	0	0	0	0	0	0.0
TOTAL	2-0	2/1.0	0-0	.000	0-0	.000	0-0	.000	0	0	0	0.0	0	0	0	0	0	0	0	0	0.0



# SATCHEL PIERCE

# 3

F • 7-0 • 255  
**JUNIOR**  
**BARBERTON, OH**  
**(THE KISKI SCHOOL/  
 VIRGINIA TECH)**

## AS A JUNIOR (2017-18)

- Has played in 13 games this season, averaging 9.0 minutes per contest. Has scored in eight games.
- Had four rebounds and an assist in eight minutes of action vs. Coppin State.
- First off the bench at George Mason and had six minutes on the court. Scored two points and collected a rebound. Also had a steal.
- Had two points in 10 minutes on the court at N.C. State.
- Pulled down six rebounds in 14 minutes against Oral Roberts (11-24).
- Grabbed a key steal in game vs. No. 16 Texas A&M.
- Recorded third career double-figure scoring game with 11 points (2-5 FG) and career-best 7 made free throws vs. Columbia (11-17) in 15 minutes.
- Had a Penn State-best five rebounds vs. Campbell.
- Sat out the 2016-17 season to satisfy NCAA transfer requirements.

### ► PIERCE'S CAREER HIGHS

**Points**  
 Career ..... 13, vs. Miami (Fla.) 3/7/2015  
 Penn State ..... 11, vs. Columbia, 11/17/17  
 B1G .....

**Rebounds**  
 Career ..... 7, vs. Northwestern (ot), 12/2/2015  
 Penn State ..... 6, vs. Oral Roberts, 11/24/17  
 B1G ..... 2, at Iowa, 12/2/17

**Assists**  
 Career ..... 3 at Louisville, 11/13/2015  
 Penn State .... 1, 3x, last vs. Coppin State, 12/30/17  
 B1G .....

**Blocks**  
 Career .... 2, 7x, last vs. Alabama State, 11/14/2015  
 Penn State ..... 1, vs. Montana, 11/15/17  
 B1G .....

**Steals**  
 Career ..... 1, 10x, last at George Mason, 12/17/17  
 Penn State .....

**Minutes**  
 Career ..... 31 vs. Duke, 2/25/2015  
 Penn State ..... 15, vs. Columbia, 11/17/17  
 B1G ..... 5, at Iowa, 12/2/17

**Field Goals - Made**  
 Career ..... 5, 2x, last vs. Miami (Fla.), 3/7/2015  
 Penn State ..... 2, 2x, last vs. Texas A&M, 11/24/17  
 B1G .....

**Field Goals - Attempted**  
 Career ..... 8, vs. Miami (Fla.), 3/7/2015  
 Penn State ..... 5, vs. Columbia, 11/17/17  
 B1G ..... 1, at Iowa, 12/2/17

**3-Point Field Goals - Made**  
 Career .....

**3-Point Field Goals - Attempted**  
 Career ..... 1, vs. Columbia, 11/17/17  
 B1G .....

**Free Throws - Made**  
 Career ..... 7, vs. Columbia, 11/17/17  
 B1G .....

**Free Throws - Attempted**  
 Career ..... 8, vs. Columbia, 11/17/17  
 B1G .....

Opponent	Date	gs	min	Total		3-Pointers		Free throws		Rebounds				pf	a	t/o	blk	stl	pts	avg
				fg-fga	pct	3fg-fga	pct	ft-fa	pct	off	def	tot	avg							
CAMPBELL	11/10/17	11	0-0	.000	0-0	.000	4-6	.667	1	4	5	5.0	1	0	0	0	0	0	4	4.0
FAIRLEIGH DICKINSON	11/12/17	11	0-4	.000	0-0	.000	0-1	.000	2	1	3	4.0	3	0	3	0	0	0	2	2.0
MONTANA	11/15/17	11	1-3	.333	0-0	.000	0-0	.000	1	1	2	3.3	3	1	0	1	0	2	2.0	
COLUMBIA	11/17/17	15	2-5	.400	0-1	.000	7-8	.875	1	2	3	3.3	2	0	2	0	0	11	4.3	
vs Pittsburgh	11/20/17	10	0-1	.000	0-0	.000	2-5	.400	0	1	1	2.8	3	1	1	0	0	2	3.8	
vs Texas A&M	11/21/17	11	2-2	1.000	0-0	.000	0-0	.000	1	2	3	2.8	2	0	2	0	1	4	3.8	
ORAL ROBERTS	11/24/17	14	1-3	.333	0-0	.000	2-4	.500	3	3	6	3.3	3	0	1	0	0	4	3.9	
at NC State	11/29/17	10	1-2	.500	0-0	.000	0-0	.000	0	0	0	2.9	2	0	0	0	0	2	3.6	
at Iowa	12/02/17	5	0-1	.000	0-0	.000	0-0	.000	1	1	2	2.8	3	0	1	0	0	0	3.2	
at George Mason	12/17/17	6	1-2	.500	0-0	.000	0-0	.000	1	0	1	2.6	3	0	3	0	1	2	3.1	
BINGHAMTON	12/19/17	2	0-0	.000	0-0	.000	0-2	.000	1	0	1	2.5	0	0	1	0	0	0	2.8	
RIDER	12/22/17	3	0-0	.000	0-0	.000	0-0	.000	0	0	0	2.3	1	0	2	0	0	0	2.6	
COPPIN STATE	12/30/17	8	0-1	.000	0-0	.000	0-0	.000	2	2	4	2.4	0	1	1	0	0	0	2.4	
<b>Totals</b>		<b>0</b>	<b>117</b>	<b>8-24</b>	<b>.333</b>	<b>0-1</b>	<b>.000</b>	<b>15-26</b>	<b>.577</b>	<b>14</b>	<b>17</b>	<b>31</b>	<b>2.4</b>	<b>26</b>	<b>3</b>	<b>17</b>	<b>1</b>	<b>2</b>	<b>31</b>	<b>2.4</b>

YEAR	GP-GS	MIN/AVG	TOTAL		3-POINT		REBOUNDS				AVG	PF	FO	A	TO	BLK	STL	PTS	AVG	
			FG-FGA	PCT	FG-FGA	PCT	FT-FTA	PCT	OFF	DEF										TOT
2014-15*	31-7	428/13.8	39-81	.481	0-0	.000	21-33	.636	35	39	74	2.4	84	4	14	39	23	6	99	3.2
2015-16*	20-0	124/6.2	12-19	.632	0-0	.000	8-10	.800	9	17	26	1.3	28	0	6	10	4	3	32	1.6
2017-18	13-0	117/9.0	8-24	.333	0-1	.000	15-26	.577	14	17	31	2.4	26	0	3	17	1	2	31	2.4
<b>TOTAL</b>	<b>64-7</b>	<b>670/10.5</b>	<b>59-124</b>	<b>.476</b>	<b>0-1</b>	<b>.000</b>	<b>44-69</b>	<b>.638</b>	<b>58</b>	<b>73</b>	<b>131</b>	<b>2.0</b>	<b>138</b>	<b>4</b>	<b>23</b>	<b>66</b>	<b>28</b>	<b>11</b>	<b>162</b>	<b>2.5</b>

\*at Virginia Tech

# 23



# JOSH REAVES

**G • 6-4 • 210**  
**JUNIOR**  
**FAIRFAX, VA**  
**(OAK HILL ACADEMY)**

## AS A JUNIOR (2017-18)

- Averaging 7.5 assists in last two games with career-best 8 vs. Rider and 7 vs. Coppin State.
- Ranks 15th nationally in assist to turnover ratio at 3.47.
- Scored 12 points vs. Coppin State with two of his four field goals from beyond the arc.
- Tied his career-best in steals AGAIN with five vs. Coppin State and has 133 for his career, just three shy of entering Penn State's career list at 10 (136 by Jarrett Stephens, 1996-2000).
- Recorded first career double-double with a career-best 13 rebounds and 10 points vs. Rider. Tied his career mark with five steals against Broncs.
- Leads the Big Ten for total steals and has the best steals per game average. Ranks 9th in total steals with 37 and is 12th in steals per game with 2.46.
- Ranks 15th among active career leaders in NCAA Division I for career steals average at 1.93 per game and 40th with 128.
- Second among PSU starters with a field goal percentage of 52.3.
- Made five or more field goals in three-straight games (5-George Washington, 5-at George Mason and 6-vs. Binghamton).
- Connected on six baskets off nine attempts, including two three-pointers for 15 points vs. Binghamton. Led the team with four assists and picked up two steals.
- Scored 13 points and had a game-high four assists in front of friends and family at George Mason contest.
- One of five Nittany Lions to score in double figures vs. George Washington with 11, scoring nine points in the first half. Added three assists and three steals to his stat line.
- Assist leader against Wisconsin and had seven points and four blocks against the Badgers.
- In a minute (4:05 mark in the second half) vs. Wisconsin, Reaves made two free throws, blocked two shots, grabbed an offensive rebound on the other end and dunked the ball to bring Penn State within six points.
- Contributed eight points and three assists on the offensive end at Iowa and was a force on the defensive end. Had two critical steals vs. Hawkeyes.
- Has five double-figure scoring games in 2017-18 and scored nine points at N.C. State with a game-high five assists.
- Returned to starting lineup vs. Pittsburgh and had 10 points, for his fourth-straight double-figure game, including two three-pointers, five rebounds and three steals.
- Missed the Columbia game with an ankle injury.
- Had double figures in points with 12 against Montana.
- One of five Nittany Lions to score in double figures against Fairleigh Dickinson with 17. Pulled down a game-high nine rebounds and had four assists and four steals.
- Scored 15 points in the opener against Campbell with eight rebounds and three steals. Made career-best seven free throws on eight trips to the line.

## ► REAVES' CAREER HIGHS

Points	Career ..... 25, at Iowa, 3/5/17
B1G Career	..... 25, at Iowa, 3/5/17
Rebounds	Career ..... 13, vs. Rider, 12/22/17
B1G Career	..... 8, vs. Minnesota, 1/14/17
Assists	Career ..... 8, vs. Rider, 12/22/17
B1G Career	..... 6, vs. Michigan State, 1/7/17
Blocks	Career ..... 4 vs. Wisconsin, 12/4/17
B1G Career	..... 4 vs. Wisconsin, 12/4/17
Steals	Career ..... 5, 5x, last vs. Coppin State, 12/30/17
B1G Career	..... 5, 2x, last vs. Purdue, 2/21/17
Minutes	Career ... 37, 2x, last vs. Northwestern, 12/27/16
B1G Career	..... 37, vs. Northwestern, 12/27/16
Field Goals - Made	Career ..... 10, at Iowa, 3/5/17
B1G Career	..... 10, at Iowa, 3/5/17
Field Goals - Attempted	Career ..... 16, vs. Northwestern, 12/27/16
B1G Career	..... 16, vs. Northwestern, 12/27/16
3-Point Field Goals - Made	Career ..... 4, at Purdue, 1/21/17
B1G Career	..... 4, at Purdue, 1/21/17
3-Point Field Goals - Attempted	Career ..... 6, 2x, last vs. at Purdue, 1/21/17
B1G Career	... 6, 2x, last vs. at Purdue, 1/21/17
Free Throws - Made	Career ..... 7, vs. Campbell, 11/10/17
B1G Career	... 5, 2x, last vs. Minnesota, 1/14/17
Free Throws - Attempted	Career ..... 8, 3x, last vs. Montana, 11/15/17
B1G Career	..... 8, at Minnesota, 1/14/17

Opponent	Date	gs	min	Total		3-Pointers		Free throws		Rebounds				pf	a	t/o	blk	stl	pts	avg	
				fg-fga	pct	3fg-fga	pct	ft-fa	pct	off	def	tot	avg								
CAMPBELL	11/10/17	*	31	4-11	.364	0-3	.000	7-8	.875	3	5	8	8.0	2	1	4	1	3	15	15.0	
FAIRLEIGH DICKINSON	11/12/17	*	30	7-10	.700	2-3	.667	1-2	.500	3	6	9	8.5	4	4	3	1	4	17	16.0	
MONTANA	11/15/17	*	33	4-6	.667	0-2	.000	4-8	.500	0	2	2	6.3	2	1	0	1	0	12	14.7	
vs Pittsburgh	11/20/17	*	21	4-8	.500	2-4	.500	0-0	.000	2	3	5	6.0	1	0	2	0	3	10	13.5	
vs Texas A&M	11/21/17	*	32	2-5	.400	1-4	.250	2-2	1.000	1	1	2	5.2	5	4	0	1	4	7	12.2	
ORAL ROBERTS	11/24/17	*	21	4-6	.667	2-4	.500	0-0	.000	0	2	2	4.7	1	3	0	1	4	10	11.8	
at NC State	11/29/17	*	27	4-6	.667	1-1	1.000	0-0	.000	3	2	5	4.7	5	5	0	1	1	9	11.4	
at Iowa	12/02/17	*	31	3-9	.333	2-5	.400	0-0	.000	1	2	3	4.5	4	3	0	1	2	8	11.0	
WISCONSIN	12/4/17	*	35	2-5	.400	1-3	.333	2-2	1.000	1	2	3	4.3	4	5	0	4	0	7	10.6	
GEORGE WASHINGTON	12/9/17	*	28	5-7	.714	0-0	.000	1-3	.333	2	1	3	4.2	4	3	1	0	3	11	10.6	
at George Mason	12/17/17	*	31	5-10	.500	2-4	.500	1-1	1.000	1	1	2	4.0	4	4	0	0	1	13	10.8	
BINGHAMTON	12/19/17	*	29	6-9	.667	2-3	.667	1-2	.500	1	1	2	3.8	2	4	3	1	2	15	11.2	
RIDER	12/22/17	*	36	3-8	.375	0-3	.000	4-4	1.000	4	9	13	4.5	3	8	1	1	5	10	11.1	
COPPIN STATE	12/30/17	*	26	4-9	.444	2-4	.500	2-2	1.000	2	2	4	4.5	0	7	1	0	5	12	11.1	
Totals			14	411	57-109	.523	17-43	.395	25-34	.735	24	39	63	4.5	41	52	15	13	37	156	11.1

Season	gp-gs	min/avg	Total		3-Point		F-Throws		Rebounds				Scoring							
			fg-fga	pct	fg-fga	pct	ft-fa	pct	off	def	tot	avg	pf	fo	ast	to	blk	stl	pts	avg
2015-16	26-20	620/23.8	66-176	.375	3-39	.077	31-41	.756	34	62	96	3.7	68	2	50	36	23	36	166	6.4
2016-17	28-23	759/27.1	81-181	.448	19-59	.322	34-48	.708	37	75	112	4.0	84	3	59	54	21	60	215	7.7
2017-18	14-14	411/29.4	57-109	.523	17-43	.395	25-34	.735	24	39	63	4.5	41	2	52	15	13	37	156	11.1
TOTAL	68-57	1790/26.3	204-466	.438	39-141	.277	90-123	.732	95	176	271	4.0	193	7	161	105	57	133	537	7.9



# LAMAR STEVENS

# 11

F • 6-7 • 218  
**SOPHOMORE**  
**PHILADELPHIA, PA**  
**(ROMAN CATHOLIC)**

## AS A SOPHOMORE (2017-18)

- Scored in double figures in his last five games, including 11 vs. Coppin State, and has 10 or more points in about three contests in 2017-18.
- Second on the team in scoring (14.1), rebounding (7.1), and blocked shots (16).
- Has the longest streak of games started among current members of Nittany Lion roster with 48 (15 in 2017-18 and 33 in 2016-17).
- Had his second career double-double with 10 points and 11 rebounds vs. Rider and contributed a career-best six assists.
- Led Nittany Lions and all five starters with 16 points vs. Binghamton and pulled down eight rebounds.
- Recorded his first career double-double with a game-high 23 points and career-best 12 rebounds at George Mason. It was the ninth time in his career and fourth time in 2017-18 that he eclipsed the 20-point mark.
- In a first-half stretch against the Patriots, Stevens scored nine points to contribute to a 21-4 Penn State run to extend the Nittany Lions' lead.
- Had six rebounds, four points and three assists vs. Wisconsin.
- Leading scorer with 22 points in Iowa victory despite sitting for significant minutes with three fouls in second half.
- Perfect 2-2 from beyond the arc and had 12 points in the first half vs. Hawkeyes. Finished with 22, his eighth career game with 20 or more points.
- Second on the team in free throw percentage at 82.0 and went a perfect 6-6 from the line vs. Hawkeyes, including 2-2 with four seconds remaining in the game
- Scored all 13 of his points against N.C. State in the second half and collected six of his eight rebounds (one shy of his career best) in the second period.
- Tied his career best for points in a regulation game with 25 vs. No. 16 Texas A&M.
- Had team-high eight rebounds vs. Pittsburgh and had two steals vs. Panthers.
- Joined teammate Tony Carr on the Legends Classic All-Tournament Team after averaging 17.5 points per game in the two games at the Barclays Center.
- Led Penn State in scoring and rebounding as well as steals vs. Montana.
- Had a skein of five-straight double-figure scoring games, with 25 points (8-14 FG), including 8 free throws, against Montana. Added two blocks to his stat line vs. Grizzlies.

## ► STEVENS' CAREER HIGHS

**Points**  
 Career .....26, at Indiana (3ot), 2/1/17  
 regulation: 25, 3x, last vs. Texas A&M, 11/21/17  
 B1G Career .....26, at Indiana (3ot), 2/1/17  
 regulation: 25, vs. Maryland, 2/7/17

**Rebounds**  
 Career ..... 12, at George Mason, 12/17/17  
 B1G Career ..... 9, at Michigan, 1/4/17

**Assists**  
 Career .....6, vs. Rider, 12/22/17  
 B1G Career ..... 4, at Iowa, 3/5/17

**Blocks**  
 Career ..... 3, vs. Duke, 11/19/16  
 B1G Career .....2, 3x, last at Iowa, 12/2/17

**Steals**  
 Career ..... 3, 2x, last vs. Ohio State, 2/28/17  
 B1G Career . . .3, 2x, last vs. Ohio State, 2/28/17

**Minutes**  
 Career .....42, at Indiana (3ot), 2/1/17  
 regulation: 38, vs. Montana, 11/15/17  
 B1G Career .....42, at Indiana (3ot), 2/1/17  
 regulation: 36, 2x, last at Minnesota, 2/25/17

**Field Goals - Made**  
 Career .... 9, 2x, last at George Mason, 12/17/17  
 B1G Career .....9, at Indiana (3ot), 2/1/17  
 regulation: 8, 2x, last at Illinois, 2/11/17

**Field Goals - Attempted**  
 Career ..... 20, vs. Purdue (ot), 2/21/17  
 regulation: 18, at George Mason, 12/17/17  
 B1G Career ..... 20, vs. Purdue (ot), 2/21/17  
 regulation: 15, 4x, last at Iowa, 12/2/17

**3-Point Field Goals - Made**  
 Career ..... 2, 3x, last at Iowa, 12/2/17  
 B1G Career ....2, 3x, last at Iowa, 12/2/17

**3-Point Field Goals - Attempted**  
 Career ..... 5, vs. Purdue (ot), 2/21/17  
 regulation: 5, vs. Columbia, 11/17/17  
 B1G Career .....5, vs. Purdue, 2/21/17  
 regulation: 4, at Iowa, 12/2/17

**Free Throws - Made**  
 Career ..... 12, vs. Duquesne, 11/13/16  
 B1G Career ..... 8, vs. Maryland, 2/7/17

**Free Throws - Attempted**  
 Career ..... 13, vs. Duquesne, 11/13/16  
 B1G Career ..... 12, vs. Maryland, 2/7/17

Opponent	Date	gs	min	Total		3-Pointers		Free throws		Rebounds				pts	avg						
				fg-fga	pct	3fg-fga	pct	ft-fa	pct	off	def	tot	avg			pf	a	to	blk	stl	
CAMPBELL	11/10/17	*	28	2-7	.286	1-2	.500	3-4	.750	1	5	6	6.0	5	0	6	2	0	8	8.0	
FAIRLEIGH DICKINSON	11/12/17	*	33	5-11	.455	0-1	.000	2-2	1.000	1	6	7	6.5	0	4	3	1	2	12	10.0	
MONTANA	11/15/17	*	38	8-14	.571	1-2	.500	8-9	.889	1	6	7	6.7	2	2	5	2	2	25	15.0	
COLUMBIA	11/17/17	*	28	6-14	.429	2-5	.400	0-2	.000	4	2	6	6.5	3	2	2	0	1	14	14.8	
vs Pittsburgh	11/20/17	*	26	4-11	.364	0-4	.000	2-2	1.000	1	7	8	6.8	1	2	1	2	0	10	13.8	
vs Texas A&M	11/21/17	*	36	8-16	.500	0-3	.000	9-11	.818	3	4	7	6.8	3	5	1	2	1	25	15.7	
ORAL ROBERTS	11/24/201	*	23	2-6	.333	0-0	.000	4-5	.800	1	5	6	6.7	0	1	2	1	1	8	14.6	
at NC State	11/29/17	*	30	4-12	.333	0-0	.000	5-7	.714	4	4	8	6.9	4	1	4	1	0	13	14.4	
at Iowa	12/02/17	*	28	7-15	.467	2-4	.500	6-6	1.000	2	3	5	6.7	3	0	1	2	2	22	15.2	
WISCONSIN	12/4/17	*	29	1-7	.143	0-3	.000	2-2	1.000	2	4	6	6.6	2	3	2	0	0	4	14.1	
GEORGE WASHINGTON	12/9/17	*	31	5-10	.500	0-0	.000	0-2	.000	1	4	5	6.5	2	3	2	0	0	10	13.7	
at George Mason	12/17/17	*	34	9-18	.500	1-3	.333	4-6	.667	2	10	12	6.9	3	2	1	2	1	23	14.5	
BINGHAMTON	12/19/17	*	36	6-14	.429	0-1	.000	4-6	.667	2	6	8	7.0	3	1	3	0	1	16	14.6	
RIDER	12/22/17	*	30	5-15	.333	0-1	.000	0-2	.000	4	7	11	7.3	4	6	1	1	0	10	14.3	
COPPIN STATE	12/30/17	*	19	4-11	.364	1-4	.250	2-2	1.000	1	4	5	7.1	1	2	0	0	1	11	14.1	
<b>Totals</b>			15	449	76-181	.420	8-33	.242	51-68	.750	30	77	107	7.1	36	34	34	16	12	211	14.1

Season	gp-gs	min/avg	Total		3-Point		F-Throws		Rebounds				Scoring							
			fg-fga	pct	fg-fga	pct	ft-fa	pct	off	def	tot	avg	pf	fo	ast	to	blk	stl	pts	avg
2016-17	33-33	918/27.8	148-345	.429	11-32	.344	112-146	.767	54	129	183	5.5	90	3	55	74	21	27	419	12.7
2017-18	15-15	449/29.9	76-181	.420	8-33	.242	51-68	.750	30	77	107	7.1	36	1	34	34	16	12	211	14.1
<b>TOTAL</b>	<b>48-48</b>	<b>1367/28.5</b>	<b>224-526</b>	<b>.426</b>	<b>19-65</b>	<b>.292</b>	<b>163-214</b>	<b>.762</b>	<b>84</b>	<b>206</b>	<b>290</b>	<b>6.0</b>	<b>126</b>	<b>4</b>	<b>89</b>	<b>108</b>	<b>37</b>	<b>39</b>	<b>630</b>	<b>13.1</b>

# 24



# MIKE WATKINS

F • 6-9 • 254  
**REDSHIRT SOPHOMORE**  
**PHILADELPHIA, PA**  
**(THE PHELPS SCHOOL)**

### AS A REDSHIRT SOPHOMORE (2017-18)

- Has seven-straight games with double-figure scoring and has 10 or more points in all but four games this season.
- Rebounding leader for the Nittany Lions at 8.6 per game and ranks 20th on the NCAA Division I active career list with 8.2 per game.
- Penn State career leader in field goal percentage at 61.7 (201-326).
- Season field goal percentage of 67.0 (73-109) is second in the Big Ten and is 9th nationally.
- Ranks fifth nationally with 49 total blocked shots and is No. 5 with 3.50 per game. Recently passed Jordan Dickerson for third place on Penn State's career list for blocked shots and now has 139.
- Ranked second on the NCAA Division I active career list with a 2.96 per game blocked shot average and 23rd in total blocked shots (139).
- Had three field goals and went 5-5 from the free throw line vs. Coppin State. Also had six rebounds, two assists and three steals in the win.
- Registered his third-straight double-double with a 12-point, 11-rebound combination vs. Binghamton.
- Teamed up with Lamar Stevens as each had double-doubles at George Mason. Watkins had 14 points and 12 rebounds.
- Followed up a 19-point performance at Iowa with a career- and Big Ten-best 22 points vs. Wisconsin, duplicating his 9-13 field goal shooting vs. Badgers. Also had eight rebounds vs. Wisconsin.
- Scored his then Big Ten-best 19 points (9-13 FG) and pulled down seven rebounds in win at Iowa in a career-high 36 minutes at Iowa.
- Had 14 rebounds at N.C. State for game-high total.
- Improved his field goal percentage with a perfect 6-6 mark from the field vs. Pittsburgh.
- One of six Nittany Lions to score in double figures vs. Pittsburgh with 13.
- Recorded first double-double of 2017-18 and ninth of his career vs. Columbia with 11 points and 14 rebounds, one board shy of tying his career best.
- Went 5-5 FG in the second half against Columbia and Nittany Lions leaned on his 10 points and six blocks (4 in second half)
- Pulled down six rebounds (all defensive) and had eight points vs. Montana.
- Had 15 points off 6-9 FG shooting and with five rebounds and three blocks in outing vs. Fairleigh Dickinson.
- Missed the first game of the season vs. Campbell.

### ► WATKINS' CAREER HIGHS

**Points**  
 Career ..... 22, vs. Wisconsin, 12/4/17  
 B1G Career ..... 22, vs. Wisconsin, 12/4/17

**Rebounds**  
 Career ..... 15, 2x, last vs. Minnesota, 2/14/17  
 B1G Career 15, 2x, last vs. Minnesota, 2/14/17

**Assists**  
 Career ..... 4, vs. St. John's, 12/18/16  
 B1G Career ..... 2, 3x, last at Iowa, 3/5/17

**Blocks**  
 Career .8, 2x, last vs. Nebraska (ot-B10), 3/8/17  
 regulation: 8 vs. Wright State, 12/3/16  
 B1G Career ..... 7, vs. Wisconsin, 12/4/17

**Steals**  
 Career ..... 2, 7x, last at George Mason, 12/17/17  
 B1G Career .2, 3x, last vs. Purdue (ot), 2/21/17

**Minutes**  
 Career ..... 39, vs. Nebraska (ot-B10), 3/8/17  
 regulation: 36, at Iowa, 12/2/17  
 B1G Career ..... 36, at Iowa, 12/2/17

**Field Goals - Made**  
 Career ..... 9, 3x last vs. Wisconsin, 12/4/17  
 B1G Career ..... 9, 3x last vs. Wisconsin, 12/4/17

**Field Goals - Attempted**  
 Career ..... 14, at George Washington, 11/26/16  
 B1G Career 13, 2x, last vs. Wisconsin, 12/4/17

**3-Point Field Goals - Made**  
 Career .....  
 B1G Career .....

**3-Point Field Goals - Attempted**  
 Career ..... 1, vs. Wisconsin, 12/4/2017  
 B1G Career ..... 1, vs. Wisconsin, 12/4/2017

**Free Throws - Made**  
 Career ..... 6, 3x, last vs. Maryland, 2/7/17  
 B1G Career ..... 6, vs. Maryland, 2/7/17

**Free Throws - Attempted**  
 Career ..... 7, 2x last at George Mason, 12/17/17  
 B1G Career ..6, 5x, last vs. Wisconsin, 12/4/17

Opponent	Date	gs	min	Total		3-Pointers		Free throws		Rebounds				pts	avg						
				fg-fga	pct	3fg-fga	pct	ft-fga	pct	off	def	tot	avg								
FAIRLEIGH DICKINSON	11/12/17	*	20	6-9	.667	0-0	.000	3-5	.600	2	3	5	5.0	2	1	3	3	2	15	15.0	
MONTANA	11/15/17	*	19	3-4	.750	0-0	.000	2-2	1.000	0	6	6	5.5	3	0	1	4	0	8	11.5	
COLUMBIA	11/17/17	*	23	5-7	.714	0-0	.000	1-1	1.000	2	12	14	8.3	2	0	1	6	1	11	11.3	
vs Pittsburgh	11/20/17	*	22	6-6	1.000	0-0	.000	1-2	.500	0	5	5	7.5	1	0	1	3	1	13	11.8	
vs Texas A&M	11/21/17	*	25	3-5	.600	0-0	.000	1-2	.500	1	2	3	6.6	3	2	0	2	1	7	10.8	
ORAL ROBERTS	11/24/17	*	19	4-5	.800	0-0	.000	0-0	.000	1	5	6	6.5	1	1	3	3	2	8	10.3	
at NC State	11/29/17	*	26	4-10	.400	0-0	.000	0-2	.000	5	9	14	7.6	2	1	2	2	1	8	10.0	
at Iowa	12/02/17	*	36	9-13	.692	0-0	.000	1-3	.333	3	4	7	7.5	4	0	3	3	1	19	11.1	
WISCONSIN	12/4/17	*	34	9-13	.692	0-1	.000	4-6	.667	2	6	8	7.6	1	0	2	7	1	22	12.3	
GEORGE WASHINGTON	12/9/17	*	31	7-11	.636	0-0	.000	1-1	1.000	3	9	12	8.0	2	1	2	4	0	15	12.6	
at George Mason	12/17/17	*	33	5-7	.714	0-0	.000	4-7	.571	2	10	12	8.4	2	1	2	2	2	14	12.7	
BINGHAMTON	12/19/17	*	32	5-8	.625	0-0	.000	2-4	.500	2	9	11	8.6	2	1	1	3	1	12	12.7	
RIDER	12/22/17	*	24	4-5	.800	0-0	.000	2-2	1.000	0	9	9	8.6	4	0	2	4	0	10	12.5	
COPPIN STATE	12/30/17	*	21	3-6	.500	0-0	.000	5-5	1.000	2	4	6	8.4	1	2	2	3	0	11	12.4	
Totals			14	365	73-109	.670	0-1	.000	27-42	.643	25	93	118	8.4	30	10	25	49	13	173	12.4

Season	gp-gs	min/avg	Total		3-Point		F-Throws		Rebounds				Scoring							
			fg-fga	pct	fg-fga	pct	ft-fga	pct	off	def	tot	avg	pf	fo	ast	to	blk	stl	pts	avg
2016-17	33-24	786/23.8	128-217	.590	0-0	.000	63-98	.643	82	185	267	8.1	83	0	20	43	90	25	319	9.7
2017-18	14-14	365/26.1	73-109	.670	0-1	.000	27-42	.643	25	93	118	8.4	30	0	10	25	49	13	173	12.4
TOTAL	47-38	1151/24.5	201-326	.617	0-1	.000	90-140	.643	107	278	385	8.2	113	0	30	68	139	38	492	10.5



# JAMARI WHEELER

# 5

**G • 6-1 • 170**  
**FRESHMAN**  
**LIVE OAK, FL**  
**(THE ROCK SCHOOL)**

## AS A FRESHMAN (2017-18)

- Averages nearly 19.1 minutes per game through 15 games.
- Has 29 steals for second on the team and in the Big Ten behind teammate Josh Reaves (37). Ranked nationally at No. 41 for total steals (29) and No. 60 for steals per game (1.93)
- Tied his career-high total in rebounds with seven vs. Coppin State, all on the defensive side.
- Had four points and added four assists and three steals vs. Eagles in final game of 2017.
- Scored four points and had two rebounds and a steal vs. Rider.
- Grabbed a career-best six steals at George Mason which puts him in a tie for No. 6 on Penn State's single-game steals list. Added five points to his stat line vs. Patriots.
- Played 17 minutes against Wisconsin and had a rebound, assist and steal.
- Critical defensive play in Iowa win and had four assists to only one turnover.
- Second on team with 17 steals, including team-high three at N.C. State.
- Went 8-12 (66.7%) from field combined vs. Pittsburgh, Texas A&M and Oral Roberts last week, dishing out six assists with eight steals and a block.
- Against 16th-ranked Texas A&M, Wheeler had two steals that lead directly to layups in the second half, the second punctuating a Penn State rally to trim the Aggie lead to five.
- Shared team scoring lead with Nazeer Bostick in Oral Roberts game (11-24) with career-best 14 points.
- Against Oral Roberts, Wheeler started out quickly with six points and two steals in his first four minutes of play. He finished with a game-high and career-high 14 points and led the Nittany Lions with seven rebounds, and five steals, also career bests. The five steals are a season-high for a Nittany Lion.
- Wheeler played 19 minutes against Pittsburgh and had two assists without any turnovers, a steal and a rebound.
- Scored seven points with four assists and three steals vs. Columbia.

## ► WHEELER'S CAREER HIGHS

Points  
 Career ..... 14, vs. Oral Roberts, 11/24/17  
 B1G .....

Rebounds  
 Career ..... 7, 2x, last vs. Coppin State, 12/30/17  
 B1G ..... 1, at Iowa, 12/2/2017

Assists  
 Career ..... 4, 3x, last at Iowa, 12/2/17  
 B1G ..... 4, at Iowa, 12/2/17

Blocks  
 Career ..... 1, vs. Oral Roberts, 11/24/17  
 B1G .....

Steals  
 Career ..... 6, at George Mason, 12/17/17  
 B1G .....

Minutes  
 Career ..... 36, vs. Columbia, 11/17/17  
 B1G ..... 20, at Iowa, 12/2/17

Field Goals - Made  
 Career ..... 6, vs. Oral Roberts, 11/24/17  
 B1G .....

Field Goals - Attempted  
 Career ..... 9, vs. Columbia, 11/17/17  
 B1G ..... 3, at Iowa, 12/2/17

3-Point Field Goals - Made  
 Career ..... 1, 3x, last vs. Binghamton, 12/19/17  
 B1G .....

3-Point Field Goals - Attempted  
 Career ..... 3, vs. Columbia, 11/17/17  
 B1G ..... 2, at Iowa, 12/2/17

Free Throws - Made  
 Career ..... 3, vs. Columbia, 11/17/17  
 B1G .....

Free Throws - Attempted  
 Career ..... 3, vs. Columbia, 11/17/17  
 B1G .....

Opponent	Date	qs	min	Total		3-Pointers		Free throws		Rebounds				Scoring						
				fg-fga	pct	3fg-fga	pct	ft-fla	pct	off	def	tot	avg	pf	a	t/o	blk	stl	pts	avg
CAMPBELL	11/10/17	15	2-3	.667	0-1	.000	0-0	.000	0	0	0	0.0	5	0	0	0	1	4	4.0	
FAIRLEIGH DICKINSON	11/12/17	14	0-5	.000	0-2	.000	0-0	.000	2	1	3	1.5	2	0	2	0	2	0	2.0	
MONTANA	11/15/17	17	0-1	.000	0-0	.000	0-2	.000	0	2	2	1.7	1	3	2	0	0	0	1.3	
COLUMBIA	11/17/17	36	2-9	.222	0-3	.000	3-3	1.000	1	1	2	1.8	2	4	1	0	3	7	2.8	
vs Pittsburgh	11/20/17	19	0-1	.000	0-1	.000	1-2	.500	0	1	1	1.6	3	2	0	0	1	1	2.4	
vs Texas A&M	11/21/17	16	2-3	.667	0-1	.000	0-0	.000	1	1	2	1.7	3	0	1	0	2	4	2.7	
ORAL ROBERTS	11/24/17	24	6-8	.750	1-2	.500	1-2	.500	1	6	7	2.4	2	4	2	1	5	14	4.3	
at NC State	11/29/17	17	0-1	.000	0-0	.000	1-4	.250	0	0	0	2.1	5	2	1	0	3	1	3.9	
at Iowa	12/02/17	20	0-3	.000	0-2	.000	0-0	.000	0	1	1	2.0	0	4	1	0	0	0	3.4	
WISCONSIN	12/4/17	17	0-1	.000	0-0	.000	0-0	.000	0	1	1	1.9	2	1	1	0	1	0	3.1	
GEORGE WASHINGTON	12/9/17	18	2-4	.500	1-1	1.000	0-1	.000	3	1	4	2.1	3	2	1	0	1	5	3.3	
at George Mason	12/17/17	27	2-6	.333	0-1	.000	1-2	.500	0	1	1	2.0	2	1	2	0	6	5	3.4	
BINGHAMTON	12/19/17	10	2-3	.667	1-1	1.000	0-0	.000	2	1	3	2.1	1	0	4	0	0	5	3.5	
RIDER	12/22/17	14	2-3	.667	0-1	.000	0-2	.000	1	1	2	2.1	2	0	0	0	1	4	3.6	
COPPIN STATE	12/30/17	23	1-3	.333	1-1	1.000	1-2	.500	0	7	7	2.4	2	4	0	0	3	4	3.6	
Totals		0	287	21-54	.389	4-17	.235	8-20	.400	11	25	36	2.4	35	27	18	1	29	54	3.6

Season	gp-gs	min/avg	Total		3-Point		F-Throws		Rebounds				Scoring							
			fg-fga	pct	fg-fga	pct	ft-fla	pct	off	def	tot	avg	pf	fo	ast	to	blk	stl	pts	avg
2017-18	15-0	287/19.1	21-54	.389	4-17	.235	8-20	.400	11	25	36	2.4	35	2	27	18	1	29	54	3.6
TOTAL	15-0	287/19.1	21-54	.389	4-17	.235	8-20	.400	11	25	36	2.4	35	2	27	18	1	29	54	3.6





# DEIVIS ZEMGULIS

# 1

F • 6-6 • 220  
**JUNIOR**  
 KAUNAS, LITHUANIA  
 (ST. MARY KYKEN (MD.))

## AS A JUNIOR (2017-18)

- Had five points with a three-pointer and two made free throws in 11 minutes of court time vs. Coppin State. Also had a rebound vs. Eagles.
- Has played in eight games in 2017-18.
- Played nine minutes vs. George Washington and tallied an assist and a rebound.
- Saw eight minutes of action vs. Pittsburgh (11-20) and six minutes in Oral Roberts game (11-24).
- Collected four rebounds vs. Columbia and had an assist.
- Hit a three vs. Fairleigh Dickinson and added a rebound.
- Scored two points and had a rebound in three minutes vs. Campbell
- Played in first two games to open the season and six games in month of November.

Opponent	Date	gs	min	Total		3-Pointers		Free throws		Rebounds				pf	a	t/b	blk	stl	pts	avg
				fg-fga	pct	3fg-fga	pct	ft-fa	pct	off	def	tot	avg							
CAMPBELL	11/10/17	3	1-1	1.000	0-0	.000	0-0	.000	1	0	1	1.0	1	0	0	0	0	2	2.0	
FAIRLEIGH DICKINSON	11/12/17	7	1-3	.333	1-2	.500	0-0	.000	1	0	1	1.0	0	2	0	1	3	2.5		
COLUMBIA	11/17/17	15	0-1	.000	0-1	.000	0-0	.000	2	2	4	2.0	1	1	0	0	0	1.7		
vs Pittsburgh	11/20/17	8	0-1	.000	0-1	.000	0-0	.000	1	0	1	1.8	1	0	0	0	0	1.3		
ORAL ROBERTS	11/24/17	6	1-2	.500	1-2	.500	0-0	.000	0	0	0	1.4	0	1	0	0	3	1.6		
at NC State	11/29/17	1	0-0	.000	0-0	.000	0-0	.000	0	0	0	1.2	0	0	0	0	0	1.3		
GEORGE WASHINGTON	12/9/17	9	0-1	.000	0-1	.000	0-0	.000	1	0	1	1.1	1	1	0	0	0	1.1		
COPPIN STATE	12/30/17	11	1-2	.500	1-2	.500	2-2	1.000	1	0	1	1.1	1	0	1	0	5	1.6		
<b>Totals</b>		0	60	4-11	.364	3-9	.333	2-2	1.000	7	2	9	1.1	5	3	3	0	13	1.6	

## ► ZEMGULIS' CAREER HIGHS

**Points**  
 Career .....11, vs. Kent State, 12/23/15  
 B1G ..... 8, at Maryland, 12/30/15

**Rebounds**  
 Career ..... 5, at Purdue, 1/13/16  
 B1G ..... 5, at Purdue, 1/13/16

**Assists**  
 Career .....2, last vs. Michigan, 1/30/16  
 B1G .....2, last vs. Michigan, 1/30/16

**Blocks**  
 Career ..... 1, vs. Albany, 11/11/16  
 B1G .....

**Steals**  
 Career 1, 7x, last vs. Fairleigh Dickinson, 11/12/17  
 B1G .....1, 3x, last at Iowa, 2/3/16

**Minutes**  
 Career .....27, at Purdue, 1/15/16  
 B1G .....27, at Purdue, 1/15/16

**Field Goals - Made**  
 Career ..... 4, vs. Kent State, 12/23/15  
 B1G .....3, at Maryland, 12/30/15

**Field Goals - Attempted**  
 Career .....7, at Ohio State, 1/25/16  
 B1G .....7, at Ohio State, 1/25/16

**3-Point Field Goals - Made**  
 Career .....1, 16x, last vs. Coppin State, 12/30/17  
 B1G ..... 1, 7x, last at Purdue, 1/21/17

**3-Point Field Goals - Attempted**  
 Career .....4 vs. Colgate, 11/23/16  
 B1G ..... 3, 5x, last at Iowa, 2/3/16

**Free Throws - Made**  
 Career ..... 4, vs. Minnesota, 1/5/16  
 B1G .....4, vs. Minnesota, 1/5/16

**Free Throws - Attempted**  
 Career .....4, 2x, last vs. Wisconsin, 1/21/16  
 B1G .....4, 2x, last vs. Wisconsin, 1/21/16

Season	gp-gs	min/avg	Total		3-Point		F-Throws		Rebounds				Scoring							
			fg-fga	pct	fg-fga	pct	ft-fa	pct	off	def	tot	avg	pf	fo	ast	to	blk	stl	pts	avg
2015-16	26-1	318/12.2	26-68	.382	10-40	.250	13-19	.684	20	24	44	1.7	20	0	8	13	0	4	75	2.9
2016-17	18-0	111/6.2	5-20	.250	3-13	.231	1-2	.500	3	9	12	0.7	21	0	1	7	1	2	14	0.8
2017-18	8-0	60/7.5	4-11	.364	3-9	.333	2-2	1.000	7	2	9	1.1	5	0	3	3	0	1	13	1.6
<b>TOTAL</b>	<b>52-1</b>	<b>489/9.4</b>	<b>35-99</b>	<b>.354</b>	<b>16-62</b>	<b>.258</b>	<b>16-23</b>	<b>.696</b>	<b>30</b>	<b>35</b>	<b>65</b>	<b>1.3</b>	<b>46</b>	<b>0</b>	<b>12</b>	<b>23</b>	<b>1</b>	<b>7</b>	<b>102</b>	<b>2.0</b>