

PENN STATE LADY LION

BASKETBALL GAME NOTES

2014-2015

Penn State Athletic Communications: 101D Bryce Jordan Center, University Park, PA 16802 Office: 814-865-1757 Fax: 814-863-3165
 Women's Basketball Contact: Kristina Petersen Twitter: @ladyionsid Website: www.GoPSUsports.com Email: kap18@psu.edu Cell: 814-883-4581 Office: 814-865-1757

SCHEDULE/RESULTS

NOVEMBER

Sun. 2 INDIANA (PA.) (ex.) W, 75-71
Preseason WNIT

Fri. 14 TOWSON..... W, 71-64

Sun. 16 ALBANY..... L, 53-54

Sat. 22 SETON HALL..... L, 70-75

Tues. 25 ST. BONAVENTURE (BTN Plus)..... L, 54-56

Georgia State Thanksgiving Tournament

Fri. 28 vs. Liberty L, 68-80

Sun. 30 vs. Samford..... L, 56-59 (OT)

DECEMBER

Big Ten/ACC Challenge

Thurs. 4 at #21/22 Syracuse L, 39-61

Sun. 7 WAGNER (BTN Plus) W, 96-66

Wed. 10 at Hartford L, 57-62

Sun. 14 RIDER..... W, 85-51

Sun. 21 USF (BTN Plus) L, 87-90 (OT)

Sun. 28 at #23/20 Iowa * (BTN Plus) .. L, 52-77

JANUARY

Thurs. 1 at Michigan * (BTN Plus) L, 53-89

Sun. 4 ILLINOIS * (BTN Plus) L, 76-91

Tues. 6 at Wisconsin * (BTN) L, 46-65

Sat. 10 #24/23 RUTGERS * (BTN) ... L, 51-71

Thurs. 15 at #17/15 Nebraska * (BTN) L, 45-73

Sun. 18 at Ohio State * (BTN Plus) ... L, 60-69

Thurs. 22 INDIANA * (BTN Plus) W, 79-75

Sun. 25 NORTHWESTERN * (BTN+).. W, 76-75

Wed. 28 at Minnesota * (BTN Plus) 8 p.m.

FEBRUARY

Sun. 1 at Rutgers * (BTN) noon

Thurs. 5 MARYLAND * (BTN Plus)..... 7 p.m.

Sun. 8 at Purdue * (BTN Plus) 2 p.m.

Wed. 11 MICHIGAN ST. * (BTN Plus).... 7 p.m.

Sun. 15 MINNESOTA * (BTN Plus)..... 2 p.m.

Mon. 23 at Maryland * (BTN) 7 p.m.

Thurs. 26 OHIO STATE * (BTN Plus)..... 7 p.m.

MARCH

Ninth Annual Pink Zone at Penn State

Sun. 1 WISCONSIN * (BTN/BTN+).. 1/3/5 p.m.

Wed.-Sun. 4-8..... Big Ten Tourn. (BTN/ESPN2)
 Hoffman Estates, Ill.

Sat.-Tues. 20-23.. NCAA Tourn. 1st & 2nd Round

Sat.-Tues. 27-30..... NCAA Tourn. Regionals

APRIL

Sun./Tues. 5/7..... NCAA Final Four (Tampa, Fla.)

BOLD CAPS indicates home game

* - indicates Big Ten game

All times are Eastern Time.



BTN - Big Ten Network..... BTN Plus - BTN.com

Schedule subject to change. Please visit www.

GoPSUsports.com for up-to-date tip times.

Game #21: Penn State at Minnesota

Wed., Jan. 28 ▶ 8 p.m. (ET) ▶ Williams Arena ▶ Minneapolis, Minn.

| | | |
|--|--|--|
|  <p>Penn State Lady Lions</p> <p>Record: 5-15, 2-7 Big Ten Last Game: PSU 76, Northwestern 75 (1/25) Head Coach: Coquese Washington Career Record: 147-96 (8th yr.) Record at PSU: 147-96 (8th yr.)</p> <p style="text-align: center;">Statistical Leaders</p> <p>Points Lindsey Spann (14.7) Rebounds Kaliyah Mitchell (7.1) Assists Sierra Moore (3.7)</p> |  <p>Minnesota Golden Gophers</p> <p>Record: 16-4, 5-3 Big Ten Last Game: Rutgers 66, MINN 61 (1/25) Head Coach: Marlene Stollings Career Record: 67-46 (4th yr.) Record at MINN: 16-4 (1st yr.)</p> <p style="text-align: center;">Statistical Leaders</p> <p>Points Amanda Zahui (17.6) Rebounds Amanda Zahui (11.4) Assists Shayne Mullaney (6.9)</p> | <h4 style="text-align: center;">SETTING THE SCENE</h4> <p style="text-align: center;">The Minnesota Game</p> <p>Series: Penn State leads 27-12</p> <p>Last Meeting: PSU 83, MINN 53 (1/26/14)</p> <p>Streak: PSU - 1 win</p> <p>TV: none</p> <p>Radio: The game is on WRSC 1390 The Fanatic locally with Jerry Fisher calling the action. The audio feed is available at www.GoPSUsports.com.</p> <p>Webstream: BTN Plus</p> <p>Live Stats: GoPSUsports.com</p> |
|--|--|--|

SERIES QUICK HITS

- ✓ Despite losing Rachel Banham to an ACL injury, the Golden Gophers are 16-4 overall and 5-3 in Big Ten play.
- ✓ Amanda Zahui B. has stepped up for the Gophers, averaging a double-double via 17.6 points and 11.4 rebounds per game.
- ✓ Shae Kelley accounts for 16.2 points, 9.0 rebounds and a team-best 1.8 steals per game.
- ✓ The Lady Lions are 27-12 all-time against Minnesota, but are just 9-9 in road games against the Golden Gophers.
- ✓ Penn State has won seven of its last eight games against Minnesota.
- ✓ The Lady Lions have lost eight of their last nine games in Minneapolis.

STORYLINES

- ✓ Lady Lion head coach **Coquese Washington** has used seven different starting lineups.
- ✓ The Lady Lions had five players in double figures in back-to-back games for the first time since the 2010-11 season.
- ✓ Sophomore Kaliyah Mitchell posted her second-straight double-double with 10 points and a career-high 15 rebounds vs. Northwestern.
- ✓ Mitchell is the first Lady Lion to post consecutive double-doubles since Nikki Greene in Jan. 2011.
- ✓ **Alex Harris** scored a career-high 11 points and grabbed 10 rebounds to post her first career double-double versus Northwestern on Jan. 25.
- ✓ In her last two games, **Peyton Whitted** is averaging 11.5 points, 5.0 rebounds and 1.0 blocks with a 71.4 percent effort from the field.

UP NEXT

The Lady Lions continue their road trip at and Rutgers Sunday, a game that will appear on the Big Ten Network. Penn State is back in the BJC against Maryland on Thursday, Feb. 5. The Maryland game is Social Media Day, fans can like the Lady Lions on Facebook or follow them on Twitter to print out a Social Media Dollar Day coupon.

| | | |
|---|------------------------------------|-------------------------------|
| Table of Contents | PSU's Record When..... 5 | Season Highs/Lows..... 10 |
| Schedule, Results, Storylines..... 1 | Notable Games..... 5 | Miscellaneous Stats..... 11 |
| Roster, Quick Facts 2 | Lions in the Big Ten Stats 6 | Coquese Washington 12 |
| Team Comparison, Series History 2 | The Last Time Penn State 8 | Player Bios 13-24 |
| What's at Stake 3 | Record Book..... 9 | 2014-15 Box Scores..... 25-30 |
| Big Ten Standings/Schedule..... 3 | 2015 Signing Class..... 9 | 2014-15 Stats 31-32 |
| Possible Starters 3 | Milestone Watch 9 | Radio/TV Chart..... 33 |



2014-15 ROSTER

PENN STATE LADY LIONS

| No. | Name | Pos. | Cl./Elg. | Ht. | Hometown/High School (Previous School) |
|-----|--------------------|------|----------------------|------|--|
| 1 | Candice Agee ** | C | Jr./Jr. | 6-6 | Victorville, Calif./Silverado |
| 3 | Brianna Banks | G | Sr./Sr. [^] | 5-9 | Newnan, Ga./Fayette County (Connecticut) |
| 5 | Sierra Moore | G | Jr./So. | 5-11 | Hanover, Pa./Delone Catholic (Duke) |
| 10 | Keke Sevillian * | G | So./So. | 5-7 | Goodrich, Mich./Goodrich |
| 11 | Alex Harris * | F | So./So. | 6-3 | Lorain, Ohio/Lorain |
| 12 | Lindsey Spann | G | So./Fr. | 5-6 | Laurel, Md./Good Counsel |
| 14 | Dominique Brooks | C | Jr./Jr. | 6-4 | Lansing, Ill./T.F. South (Trinity Valley C.C.) |
| 15 | Kalayah Mitchell * | F | So./So. | 6-2 | Stone Mountain, Ga./Stephenson |
| 25 | Peyton Whitted * | F | So./So. | 6-3 | Suwanee, Ga./North Gwinnett |
| 34 | Molly Dincher | G/F | Sr./Sr. | 6-0 | Williamsport, Pa./Williamsport Area (PSU Wilkes Barre) |
| 41 | Jenny DeGraaf * | F | So./So. | 6-1 | Springboro, Ohio/Springboro |
| 44 | Tori Waldner *** | F/C | Sr./Sr. | 6-5 | Milton, Ga./Milton |

Head Coach: Coquese Washington (Notre Dame '92)

Asst. Coaches: Itoro Coleman, Kia Damon, Jocelyn Wyatt

Captains: Tori Waldner, Sierra Moore, Lindsey Spann

* Indicates letters earned

MINNESOTA GOLDEN GOPHERS

| No. | Name | Pos. | Cl. | Ht. | Hometown/High School (Previous School) |
|-----|-------------------|------|-----|------|--|
| 1 | Rachel Banham | G | Sr. | 5-9 | Lakeville, Minn./Lakeville North |
| 2 | Stabresa McDaniel | G | So. | 5-10 | Dallas, Texas/Skyline |
| 3 | Shayne Mullaney | G | Jr. | 5-10 | Eden Prairie, Minn./Eden Prairie |
| 5 | Tory Jacobs | G/F | Fr. | 5-10 | Irving, Texas/Irving MacArthur |
| 11 | Grace Coughlin | G | Fr. | 5-8 | Edina, Minn./Benilde-St. Margaret's School |
| 15 | Allina Starr | G | So. | 5-10 | Minneapolis, Minn./DeLaSalle (Auburn) |
| 20 | Kayla Hirt | G/F | Jr. | 6-2 | Bemidji, Minn./Bemidji |
| 22 | Joanna Hedstrom | G | So. | 6-1 | Minnetonka, Minn./Minnetonka |
| 23 | Shae Kelley | F | Sr. | 6-1 | Denver, Colo./Denver East (Old Dominion) |
| 24 | Mikayla Bailey | G | Jr. | 5-9 | Maple Grove, Minn./Osseo |
| 32 | Amanda Zahui B. | C | So. | 6-5 | Stockholm, Sweden/Igelstavikens Gymnasium |
| 33 | Carlie Wagner | G | Fr. | 5-10 | New Richland, Minn./N.R.H.E.G. |
| 52 | Josie Buckingham | C | Fr. | 6-5 | New Richmond, Ohio/New Richmond |

Head Coach: Marlene Stollings

Assistant Coaches: Nikita Lowry Dawkins, Fred Chmiel, John Motherwell

TEAM COMPARISON

| PENN STATE | | MINNESOTA |
|----------------|--------------------|----------------|
| Spann (14.7) | Scoring Leader | Zahui (18.6) |
| Mitchell (7.1) | Rebounding Leader | Zahui (11.4) |
| Moore (3.7) | Assists Per Game | Mullaney (6.9) |
| Mitchell (1.6) | Steals Leader | Kelley (1.8) |
| Agee (1.9) | Blocks Leader | Zhau (3.5) |
| 63.7 | Scoring Offense | 76.1 |
| 70.2 | Scoring Defense | 66.7 |
| -6.4 | Scoring Margin | +9.5 |
| 41.8 | Rebounds Per Game | 44.0 |
| +2.7 | Rebound Margin | +3.2 |
| 13.1 | Assists Per Game | 17.6 |
| 8.2 | Steals Per Game | 7.4 |
| .402 | Field Goal Pct. | .438 |
| .385 | FG Defense Pct. | .375 |
| .243 | 3-pt. FG Pct. | .312 |
| .346 | 3-pt. FG Pct. Def. | .307 |
| .646 | Free Throw Pct. | .708 |
| 0.7 | Assist/Turnover | 1.2 |
| Won 2 | W/L Streak | Lost 2 |

SERIES HISTORY

| | | |
|-------------------|-----------------|-------------|
| Overall: | PSU leads 27-17 | |
| Last meeting: | Jan. 26, 2014 | |
| Last result: | PSU, 83-53 | |
| Current streak: | PSU - 1 win | |
| Last 10: | PSU, 7-3 | |
| Last 10 meetings: | | |
| 12/6/09 | A | MINN, 56-48 |
| 2/11/10 | H | MINN, 59-52 |
| 3/4/10 | N | PSU, 63-52 |
| 1/13/11 | H | PSU, 58-54 |
| 2/5/12 | A | PSU, 68-65 |
| 2/26/12 | H | PSU, 74-51 |
| 3/2/12 | N | PSU, 78-74 |
| 1/24/13 | H | PSU, 64-59 |
| 2/28/13 | A | MINN, 89-81 |
| 1/26/14 | H | PSU, 83-53 |

QUICK FACTS

THE UNIVERSITY

Location: University Park, Pa.
 Founded: 1855
 Enrollment: 48,184 (as of fall 2013)
 Colors: Blue & White
 Nickname: Lady Lions
 Conference: Big Ten
 President: Eric Barron
 Director of Athletics: Sandy Barbour
 Senior Woman Administrator: Charmelle Green
 Asst. Athletic Director: Jenn James
 Facility (cap.): Bryce Jordan Center (15,104)
 All-Time Record at BJC: 220-59 (19 seasons)

ATHLETIC COMMUNICATIONS

WBB Contact: Kristina Petersen
 Phone/Fax: (814) 865-1757/(814) 863-3165
 E-mail: kap18@psu.edu
 Address: 101-D Bryce Jordan Center
 University Park, Pa. 16802
 Press Row Phone: 814-863-3294
 Website: www.GoPSUsports.com
 Twitter: @ladylionsid

TEAM INFORMATION

2014-15 Record: 5-15
 Home: 5-6 Away: 0-7 Neutral: 0-2
 Big Ten Record: 2-7
 Home: 2-2 Away: 0-5
 Letterwinners Returning/Lost: 6/5
 Starters Returning/Lost: 1/4
 2014 Postseason: NCAA Sweet Sixteen

THE HISTORY

First Year of Women's Basketball: 1965
 All-Time Record: 886-409 (51 seasons)
 All-Time Big Ten Rec.: 246-129 (23 seasons)
 NCAA Tournament Appearances: 25
 NCAA Tournament Record: 32-25

WOMEN'S BASKETBALL

Head Coach: Coquese Washington
 Alma Mater: Notre Dame '92
 Overall Record: 147-96 (eighth season)
 School Record: 147-96 (eighth season)
 Twitter: @coquesewashing
 Basketball Office Phone: 814-863-2672
 Basketball Office Fax: 814-863-1221
 Best Time To Reach Coach: Through SID
 Assistant Coaches (Alma Mater):
 Itoro Coleman (Clemson '00)
 Kia Damon (Millersville '97)
 Jocelyn Wyatt (Appalachian State '06)
 Twitter/Instagram: @pennstatewbb
 Facebook: facebook.com/pennstateladylions

PRONUNCIATIONS

| | |
|-----------|------------|
| Coquese | ko-KWEES |
| Itoro | E-tora |
| Agee | A-gee |
| DeGraaf | D-graph |
| Kalayah | kah-LEE-uh |
| Sevillian | civilian |
| Spann | span |
| Whitted | WIT-tid |





STANDINGS (as of 1/26)

| Team | Big Ten | | | Overall | | |
|-------------------|----------|----------|-------------|----------|-----------|-------------|
| | W | L | Pct. | W | L | Pct. |
| Maryland | 8 | 0 | 1.000 | 17 | 2 | .895 |
| Iowa | 7 | 1 | .875 | 16 | 3 | .842 |
| Minnesota | 5 | 3 | .625 | 16 | 4 | .800 |
| Nebraska | 5 | 3 | .625 | 15 | 4 | .789 |
| Rutgers | 5 | 3 | .625 | 14 | 5 | .737 |
| Michigan | 5 | 3 | .625 | 13 | 6 | .684 |
| Ohio State | 5 | 3 | .625 | 13 | 7 | .650 |
| Northwestern | 4 | 4 | .500 | 14 | 5 | .737 |
| Purdue | 3 | 6 | .333 | 10 | 10 | .500 |
| Wisconsin | 3 | 6 | .333 | 7 | 12 | .368 |
| Indiana | 2 | 6 | .250 | 12 | 7 | .632 |
| Illinois | 2 | 6 | .250 | 11 | 9 | .550 |
| Michigan State | 2 | 7 | .222 | 10 | 10 | .500 |
| PENN STATE | 2 | 7 | .222 | 5 | 15 | .250 |

BIG TEN SCHEDULE

JANUARY 28

Indiana at Michigan State 7 p.m.
Penn State at Minnesota 8 p.m.

JANUARY 29

Maryland at Michigan 7 p.m.
Rutgers at Purdue 7 p.m.
Iowa at Northwestern 8 p.m.
Illinois at Nebraska 8 p.m.
Ohio State at Wisconsin 9 p.m.

FEBRUARY 1

Penn State at Rutgers 12 p.m.
Wisconsin at Illinois 3 p.m.
Michigan at Nebraska 3 p.m.
Minnesota at Northwestern 4 p.m.
Iowa at Maryland 4 p.m.

FEBRUARY 2

Michigan State at Ohio State 6:30 p.m.
Purdue at Indiana 8:30 p.m.

All times are Eastern.

POSSIBLE STARTERS



1 CANDICE AGEE C
Jr., 6-6, Victorville, Calif.
10.5 ppg, 5.8 rpg, 1.9 bpg, .524 FG%

Notes: Ranks 10th in the Big Ten in FG % (.524) ... Had 10 points and 2 blocks vs. Northwestern ... Tallied 13 pts., 6 rebs., 4 stls. vs. Indiana ... Posted a double-double with 11 pts. & 11 rebs. at Ohio State.



5 SIERRA MOORE G
RS-So., 5-11, Hanover, Pa.
12.1 ppg, 5.2 rpg, 3.7 apg, 1.5 spg

Notes: Notched 18 pts., 5 rebs., 3 assts. vs. Northwestern ... Posted 15 pts. with 8 rebs. & 7 assts. vs. Indiana ... Recorded a team-high 16 pts. with 9 rebs. at OSU ... Had 12 pts. & 3 stls. vs. Rutgers.



10 KEKE SEVILLIAN G
So., 5-7, Goodrich, Mich.
3.1 ppg, 1.5 rpg, 1.3 apg, 1.2 spg

Notes: Has nine career starts, all this season ... Had seven points and two steals vs. Northwestern ... Tied her career high with nine points at Nebraska ... Nabbed 3 steals at Wisconsin.



15 KALIYAH MITCHELL G
So., 6-2, Stone Mountain, Ga.
8.9 ppg, 7.1 rpg, 1.6 spg

Notes: Leads team in rebounding (7.1) and steals (1.6) ... Registered double-double with 10 pts. & career-best 15 rebs. vs. Northwestern ... Posted double-double with 20 pts. and 11 rebs. vs. Indiana.



44 TORI WALDNER F
Sr., 6-5, Milton, Ga.
4.3 ppg, 5.8 rpg, 1.2 bpg

Notes: Recorded 9 points at Ohio State ... Pulled in eight rebounds vs. Rutgers ... Nominee for the Allstate WBCA Good Works Team ... Ranks 8th on Penn State's career blocks list (113).

LAST TIME OUT

- Sophomore **Alex Harris** came off of the bench to score 11 points and grab 10 rebounds for her first career double-double and sophomore **Kaliyah Mitchell** grabbed a career-high 15 boards and scored 10 points for her second straight double-double as the Lady Lions edged Northwestern, 76-75, on Sunday.
- Harris and **Peyton Whitted** led the scoring effort by the reserves with 11 points each.
- Harris grabbed the final rebound of the game off of a Northwestern last second shot to seal the victory to collect her 10th rebound and her first career double-double.
- The starting five also played a major role in the victory, with **Candice Agee**, Mitchell and **Sierra Moore** all reaching double-digits.
- Agee connected on just two field goals, but knocked down a career-high 6-of-8 shots from the free throw stripe to account for 10 points.
- Moore turned in a team-best 18 points for her 14th double-digit scoring game of the season and in the process moved past the 300 career point mark.

SCOUTING MINNESOTA

- Despite losing Preseason Big Ten Player of the Year Rachel Banham to an ACL injury, the Golden Gophers are 16-4 overall and 5-3 in Big Ten play with wins over Nebraska, Purdue, Wisconsin, Ohio State and Indiana.
- Amanda Zahui B. has stepped up for the Gophers, averaging a double-double via 17.6 points and 11.4 rebounds per game. Zahui B. ranks second in the Big Ten in rebounding.
- Shae Kelley has been stuffing the stat sheet this season, accounting for 16.2 points, 9.0 rebounds and a team-best 1.8 steals per game.
- Carlie Wagner rounds out the double-digit scorers for Minnesota with 10.4 tallies per outing, while Shayne Mullaney is second in the Big Ten with a 6.9 assists average.

LAST TIME VS. MINNESOTA

JAN. 26, 2014 • UNIVERSITY PARK, PA.

| Minnesota 53 • 13-8, 2-5 | | | | | | | | | | | | | |
|--------------------------|--------------------|---------|-----------|-------|-------|-------|-------|-------|----------|-----|----|----|---|
| # | Player | FG | FGA | FG% | FT | FTA | FT% | Off | Def | Tot | PF | TP | |
| 01 | Banham, Rachel | * 10-25 | 2-8 | 3-4 | 0 | 1 | 1 | 4 | 25 | 2 | 6 | 0 | 2 |
| 15 | Riche, Micaella | * 1-2 | 0-0 | 0-0 | 0 | 1 | 1 | 3 | 2 | 1 | 2 | 0 | 0 |
| 21 | Noga, Sari | * 0-2 | 0-2 | 0-0 | 0 | 4 | 4 | 0 | 0 | 2 | 3 | 0 | 0 |
| 24 | Bailey, Mikayla | * 1-2 | 0-0 | 0-0 | 0 | 1 | 1 | 1 | 2 | 1 | 0 | 0 | 1 |
| 32 | Zahui, Amanda | * 6-8 | 1-0 | 4-5 | 2 | 10 | 12 | 5 | 16 | 0 | 7 | 2 | 0 |
| 62 | McDaniel, Stabresa | 0-2 | 0-0 | 0-0 | 2 | 5 | 7 | 3 | 0 | 1 | 2 | 0 | 1 |
| 04 | Johnson, Jackie | 0-1 | 0-0 | 0-0 | 0 | 0 | 0 | 0 | 0 | 0 | 1 | 0 | 0 |
| 20 | Hirt, Kayla | 4-10 | 0-0 | 0-0 | 0 | 1 | 1 | 1 | 8 | 1 | 0 | 0 | 0 |
| Team | | | | | 2 | 2 | 4 | | | | | | |
| Totals | | 22-52 | 2-10 | 7-11 | 6 | 25 | 31 | 21 | 53 | 8 | 21 | 2 | 4 |
| FG % 1st Half: | 11-30 | 36.7% | 2nd half: | 11-22 | 50.0% | Game: | 22-52 | 42.3% | Rebounds | | | | |
| 3FG % 1st Half: | 0-5 | 0.0% | 2nd half: | 2-5 | 40.0% | Game: | 2-10 | 20.0% | Rebounds | | | | |
| FT % 1st Half: | 0-0 | 0.0% | 2nd half: | 7-11 | 63.6% | Game: | 7-11 | 63.6% | Rebounds | | | | |

| Penn State 83 • 15-4, 6-1 | | | | | | | | | | | | |
|---------------------------|-------------------|--------|-----------|-------|-------|-------|-------|-------|----------|-----|----|----|
| # | Player | FG | FGA | FG% | FT | FTA | FT% | Off | Def | Tot | PF | TP |
| 02 | Taylor, Dara | * 6-13 | 1-3 | 2-2 | 0 | 1 | 1 | 1 | 15 | 10 | 0 | 4 |
| 05 | East, Talia | * 0-0 | 0-0 | 0-0 | 2 | 3 | 5 | 4 | 25 | 0 | 1 | 0 |
| 23 | Edwards, Ariel | * 6-13 | 1-1 | 3-4 | 1 | 4 | 5 | 2 | 16 | 2 | 1 | 0 |
| 33 | Lucas, Maggie | * 7-15 | 4-8 | 7-8 | 0 | 3 | 3 | 25 | 3 | 2 | 0 | 2 |
| 44 | Waldner, Tori | * 2-6 | 0-0 | 2-2 | 2 | 3 | 5 | 2 | 6 | 2 | 0 | 0 |
| 01 | Agee, Candice | 0-0 | 0-0 | 0-2 | 1 | 5 | 6 | 2 | 0 | 1 | 1 | 1 |
| 10 | Sevillian, Keke | 0-1 | 0-1 | 0-0 | 0 | 0 | 0 | 0 | 0 | 1 | 0 | 0 |
| 11 | Harris, Alex | 2-3 | 0-0 | 1-2 | 3 | 2 | 5 | 1 | 5 | 1 | 0 | 0 |
| 13 | Mitchell, Kaliyah | 0-6 | 0-1 | 0-0 | 2 | 1 | 3 | 1 | 0 | 1 | 0 | 0 |
| 25 | Whitted, Peyton | 2-5 | 0-0 | 0-0 | 1 | 1 | 2 | 1 | 4 | 0 | 0 | 1 |
| 41 | DeGraaf, Jenny | 2-4 | 0-2 | 0-0 | 0 | 0 | 0 | 0 | 4 | 0 | 0 | 0 |
| Team | | | | | 4 | 3 | 7 | | | | | |
| Totals | | 31-70 | 6-16 | 15-20 | 16 | 26 | 42 | 18 | 83 | 20 | 8 | 1 |
| FG % 1st Half: | 16-36 | 44.4% | 2nd half: | 15-34 | 44.1% | Game: | 31-70 | 44.3% | Rebounds | | | |
| 3FG % 1st Half: | 4-9 | 44.4% | 2nd half: | 2-7 | 28.6% | Game: | 6-16 | 37.5% | Rebounds | | | |
| FT % 1st Half: | 8-10 | 80.0% | 2nd half: | 7-10 | 70.0% | Game: | 15-20 | 75.0% | Rebounds | | | |

Officials: Sue Blauch, John Whitson, Kevin Pethel
Technical fouls: Minnesota-None; Penn State-None.
Attendance: 6292

| Score by periods | 1st | 2nd | Total |
|------------------|-----|-----|-------|
| Minnesota | 22 | 31 | 53 |
| Penn State | 44 | 39 | 83 |

Last FG - MN 2nd-03:46; PSU 2nd-00:56.
Largest lead - MN 10; PSU by 30 2nd-00:56.
Score tied - 1 time.
Lead changed - 8 times.

WHAT'S AT STAKE

A Penn State Win vs. Minnesota Would:

- Make Penn State 28-12 all-time against the Golden Gophers.
- Make the Lady Lions record at 6-14 on the season.
- Improve PSU to 3-7 in Big Ten play.
- Give Penn State a 10-9 record in road games against Minnesota.



PRESS CONFERENCE SCHEDULE

Coquese Washington will hold a weekly press conference and the Lady Lions will have media availability on a weekly basis throughout the season. All press conferences will begin at 2:30 p.m. (unless otherwise noted) and go for approximately 15-20 minutes, followed by a 15-minute open media session prior to practice. Press conference will be held in the Media Room at the Bryce Jordan Center (unless otherwise noted).

Press Conference Dates

| | |
|---------------------------------|-----------------------------------|
| Wednesday, Feb. 4 | Tuesday, March 3 or Wednesday, |
| Tuesday, Feb. 10 (Practice Gym) | March 4 (pending travel plans for |
| Wednesday, Feb. 18 | BTT) |
| Wednesday, Feb. 25 | |

ALL-TIME VERSUS THE GOLDEN GOPHERS

- The Lady Lions are 27-12 all-time against Minnesota, but are just 9-9 in road games against the Golden Gophers.
- Penn State has won seven of its last eight games against Minnesota.
- The Lady Lions have lost eight of their last nine games in Minneapolis.
- The Lady Lions won the only meeting between the teams last season with an 83-53 victory at the Bryce Jordan Center on Jan. 26.

LAST TIME VERSUS MINN

- Senior guard Dara Taylor posted her second career double-double with 15 points and 10 assists to lead the Lady Lions to a runaway 30-point win over Minnesota, 83-53, on Jan. 26, 2014.
- Taylor orchestrated the high-powered attack by scoring 15 points and dishing out a Penn State career-high 10 assists while only committing one turnover for her second career double-double and first in the Blue & White.
- Fellow senior Maggie Lucas added a game-high 25 points, scoring 15 of her 25 points in the first half.
- Ariel Edwards also reached double figures as the senior poured in 16 points on 6-of-13 shooting and chipped in five rebounds and two assists.
- Freshman forward **Alex Harris** showed some pop off of the bench with five points and five rebounds, while fellow rookies **Peyton Whitted** and **Jenny DeGraaf** added four points each.
- The Lady Lions' defensive unit was also a major factor in the outcome. Through 35 minutes of play, Penn State allowed only three Golden Gophers to make a mark in the scoring column.

DOUBLE DIGITS DEJA VU

- For the second-straight game, the Lady Lions landed five players in double figures in the win over Northwestern on Jan. 25.
- This marked the first time since the 2010-11 season that Penn State had back-to-back games with five players reaching double figures.
- 2014-15 Season: vs. Indiana (1/22/15): Kaliyah Mitchell (20), Sierra Moore (15), Candice Agee (13), Peyton Whitted (12), Lindsey Spann (11); vs. Northwestern (1/25/15): Moore (18), Alex Harris (11), Whitted (11), Mitchell (10), Agee (10).
- 2010-11 Season: vs. Ohio State (1/30/11): Alex Bentley (21), Maggie Lucas (18), Julia Trogele (14), Nikki Greene (12), Mia Nickson (10); at Michigan (2/3/11): Lucas (23), Greene (14), Zhaque Gray (11), Bentley (11), Trogele (10).

LADY LIONS GET SOCIAL: The Lady Lions are on several social media sites, including Twitter, Instagram and Facebook. Follow the Lady Lions and assistant coaches (@pennstatewbb), head coach Coquese Washington (@coquesewashing) and sports information contact Kris Petersen (@ladylionsid) on Twitter to get the inside scoop. The Lady Lions are also on Instagram (@pennstatewbb) and Facebook at www.facebook.com/pennstateladylions.



MITCHELL MARKS OFF A DOUBLE-DOUBLE

- Sophomore **Kaliyah Mitchell** posted her second straight double-double with 10 points and a career-high 15 rebounds in the win over Northwestern on Jan. 25.
- It is the first time a Lady Lion has posted consecutive double-doubles since Nikki Greene did so on Jan. 27 and Jan. 30, 2011. Greene had 12 points and 10 rebounds vs. Ohio State (1/30/11) and 16 points and 14 rebounds at Illinois (1/27/11).
- Mitchell posted her eighth double-figure scoring game of the season and fourth 10-plus rebound effort versus Northwestern.
- She also added a career-high four assists, besting her previous high of three set against Indiana on Thursday, Jan. 22.
- Mitchell's 15 rebounds were the most for a Penn State player since Nikki Greene had 16 boards in the NCAA Tournament game at LSU on March 26, 2013.

HARRIS HITS DOUBLES

- Sophomore **Alex Harris** scored a career-high 11 points and grabbed 10 rebounds to post her first career double-double versus Northwestern on Jan. 25.
- She is the sixth different Lady Lion to record a double-double this season, with all of them marking their first such career efforts.
- The double figure scoring effort was the first of Harris' career, while she pulled down 10-or-more rebounds for the fourth time in her career.
- Harris set career-highs in field goals made (5) and field goals attempted (7) and matched career-high with one steal against the Wildcats.

PENN STATE'S OVERALL/BIG TEN YEAR-BY-YEAR REVIEW

| Year | Overall | Big Ten | Home | BT Home | Road | BT Road | Neutral |
|----------|---------|---------|------|---------|------|---------|---------|
| 1992-93 | 22-6 | 14-4 | 12-2 | 9-0 | 9-4 | 5-4 | 0-0 |
| 1993-94 | 28-3 | 16-2 | 14-0 | 9-0 | 11-2 | 7-2 | 3-1 |
| 1994-95 | 26-5 | 13-3 | 14-2 | 8-0 | 9-3 | 5-3 | 3-0 |
| 1995-96* | 27-7 | 13-3 | 14-2 | 8-0 | 8-4 | 5-3 | 5-1 |
| 1996-97 | 15-12 | 8-8 | 9-3 | 5-3 | 5-6 | 3-5 | 1-3 |
| 1997-98 | 21-13 | 8-8 | 10-5 | 4-4 | 6-6 | 4-4 | 5-2 |
| 1998-99 | 22-8 | 12-4 | 9-2 | 6-2 | 9-4 | 6-2 | 4-2 |
| 1999-00 | 30-5 | 15-1 | 14-0 | 8-0 | 9-2 | 7-1 | 7-3 |
| 2000-01 | 19-10 | 11-5 | 11-2 | 7-1 | 6-5 | 4-4 | 2-3 |
| 2001-02 | 23-12 | 11-5 | 10-4 | 6-2 | 9-5 | 5-3 | 4-3 |
| 2002-03 | 26-9 | 13-3 | 16-0 | 8-0 | 7-7 | 5-3 | 2-2 |
| 2003-04 | 28-6 | 15-1 | 12-1 | 8-0 | 9-3 | 7-1 | 6-2 |
| 2004-05 | 19-11 | 13-3 | 12-0 | 8-0 | 6-9 | 5-3 | 1-2 |
| 2005-06 | 13-16 | 6-10 | 8-6 | 5-3 | 3-8 | 1-7 | 2-2 |
| 2006-07 | 15-16 | 7-9 | 12-1 | 7-1 | 2-12 | 0-7 | 1-3 |
| 2007-08 | 13-18 | 4-14 | 10-6 | 3-6 | 3-11 | 1-8 | 0-1 |
| 2008-09 | 11-18 | 6-12 | 8-6 | 4-5 | 2-9 | 2-7 | 1-3 |
| 2009-10 | 17-14 | 8-10 | 9-6 | 5-4 | 5-7 | 3-6 | 3-1 |
| 2010-11 | 25-10 | 11-5 | 14-4 | 6-2 | 7-4 | 5-3 | 4-2 |
| 2011-12 | 26-7 | 13-3 | 12-2 | 6-2 | 11-3 | 7-1 | 3-2 |
| 2012-13 | 26-6 | 14-2 | 14-0 | 8-0 | 9-5 | 6-2 | 3-1 |
| 2013-14 | 24-8 | 13-3 | 14-4 | 6-2 | 8-3 | 7-1 | 2-1 |
| 2014-15 | 5-15 | 2-7 | 5-6 | 2-2 | 0-7 | 0-5 | 0-2 |

* First season at the Bryce Jordan Center



PENN STATE-MINNESOTA NOTABLE GAMES

Dec. 28, 2001 - Penn State 88, Minnesota 83

Penn State had a 10-point halftime lead, but Minnesota managed to climb within three with 12 seconds minutes remaining before Kelly Mazzante connected on a pair of free throws to complete her record-breaking performance and seal with 88-83 win. Mazzante finished the game with a school-record 49 points, which also tied the Big Ten single-game record. Jess Brungo added 15 points, while Jess Strom had 11.

Feb. 5, 2009 - Minnesota 63, Penn State 61

The Lady Lions got a fade away jumper from Tyra Grant and two free throws by Mashea Williams to pull ahead by three points (57-54) with 4:37 left, but the Golden Gophers immediately responded with three consecutive points to tie the game at 57-57 with four minutes left. After an exchange of baskets, Ashley Ellis-Milan scored three consecutive points to give the Gophers a three-point lead (62-59). Janessa Wolff drained a pair of free throws to keep the Lions within a point (62-61) with just over a minute to play. After Tyra Grant missed a jumper with 17 seconds left, Penn State fouled Emily Fox, who hit one of two free throws to make it 63-61 game with 15 ticks on the clock. The Lady Lions had one final opportunity to tie the game, but Grant's shot with four seconds left glanced off the rim and into the arms of Jackie Voigt who held the ball until the clock expired. Grant finished with 21 points to lead the Lions.

Feb. 5, 2012 - Penn State 68, Northwestern 65

The squads exchanged scoring opportunities to make it a 60-55 Penn State lead with 4:43 on the clock before Minnesota clicked off an 8-0 run to take a 63-60 lead with 1:29 remaining. On the ensuing Lady Lion possession, Zhaque Gray hit a deep three-pointer to tie the score at 63-63 with 1:14 left. Minnesota responded as Rachel Banham was fouled and made both of her both of her free throws to give the Gophers a 65-63 lead with 50.2 seconds left. On Penn State's next possession, Bentley connected on a three-pointer from the top of arc to give the Lady Lions a one-point lead (66-65) with 38.9 seconds left. The Lady Lions got the defensive stop and Bentley was fouled as she tried to outlet, but she missed the front-end of the one-and-one. However, Mia Nickson was Johnny on the spot to nab the offensive rebound and was fouled. She converted on both of her free throws to extend the lead to 68-65. The Gophers had a chance to tie the game but the three-point attempt by Banham was long and Gray grabbed the rebound to secure the win.

WHITTED WARMING UP

- After a slow start to the season, sophomore **Peyton Whitted** seems to be heating up as January draws to a close.
- In her last two games, Whitted is averaging 11.5 points, 5.0 rebounds and 1.0 blocks with a 71.4 percent effort from the field.
- She reached double figures in the scoring column in consecutive games for the first time in her career on Sunday vs. Northwestern.
- Whitted had 11 points against the Wildcats after scoring a career-best 12 points versus Indiana on Thursday (1/22).
- In the first 18 games of the season, Whitted averaged 3.8 points and 3.8 rebounds per game with a 31.5 shooting percentage.

FIVE REACH DOUBLE DIGITS

- The Lady Lions had five players reach double figures in a 79-75 win over Indiana on Jan. 22, marking the first time since that five Lady Lions cracked double figures in the same game since Feb. 2, 2014 at Northwestern.
- **Kaliyah Mitchell** (20), **Sierra Moore** (15), **Candice Agee** (13), **Peyton Whitted** (12) and **Lindsey Spann** (11) each posted double-digits against the Hoosiers.
- Mitchell tied her career high of 20 points, which was set earlier this season against Wagner (12/7/14).
- Whitted set a career high with 12 points and six made field goals. Her previous career high was 11 against Northwestern on Feb. 2, 2014.

MITCHELL POSTS ANOTHER DOUBLE-DOUBLE

- In the Jan. 22 win over Indiana, sophomore **Kaliyah Mitchell** scored a career-high-tying 20 points and pulled down a game-high 11 rebounds to collect her second career double-double.
- Her first double-double came earlier this season against Rider (12 pts, 10 reb) on Dec. 14, 2014.
- Mitchell reached double figures in scoring for the seventh time this season and she posted her fourth game with 10-plus rebounds in 2014-15.
- Her 20 points also moved her past the 300-point plateau for her career.
- Additionally, Mitchell knocked down two three-pointers against the Hoosiers, marking the first time in her career she made more than one triple in a game.

PENN STATE'S RECORD WHEN...

| | |
|---|------|
| Playing at home | 5-6 |
| Playing on the road | 0-7 |
| Playing at a neutral site | 0-2 |
| vs. Top 10 teams | 0-0 |
| vs. Top 25 teams | 0-4 |
| Games decided by 3 points or less | 1-4 |
| Games decided by 4-10 points | 2-3 |
| Games decided by 11-19 points | 0-3 |
| Games decided by 20 points or more | 2-5 |
| Leading at the half | 5-4 |
| Tied at the half | 0-2 |
| Trailing at the half | 0-9 |
| Leading with 5:00 remaining | 4-2 |
| Trailing with 5:00 remaining | 1-13 |
| Tied with 5:00 remaining | 0-0 |
| In overtime | 0-0 |
| PSU scores less than 49 points | 0-3 |
| PSU scores 50-59 points | 0-6 |
| PSU scores 60-69 points | 0-3 |
| PSU scores 70-79 points | 3-2 |
| PSU scores 80 points or more | 2-1 |
| PSU shoots 45% or better | 4-1 |
| PSU shoots less than 45% | 1-14 |
| PSU shoots better than opponent | 5-6 |
| Opponent shoots better than PSU or tied | 0-9 |
| Opponent scores less than 39 points | 0-0 |
| Opponent scores 40-49 points | 0-0 |
| Opponent scores 50-59 points | 1-3 |
| Opponent scores 60-69 points | 2-4 |
| Opponent scores more than 70 points | 2-8 |
| Opponent shoots better than 45% | 0-4 |
| Opponent shoots less than 45% | 5-11 |
| PSU outrebounds opponent | 5-6 |
| Opponent outrebounds PSU or tied | 0-9 |
| PSU commits 14 or less turnovers | 3-2 |
| PSU commits 15 or more turnovers | 2-13 |
| PSU makes at least 5 3-pointers | 0-1 |
| PSU makes four 3-pointers or less | 5-14 |
| Recording 7 or more steals | 4-12 |
| Recording 6 or less steals | 1-3 |
| Wearing white uniforms | 5-6 |
| Wearing blue uniforms | 0-9 |
| Wearing white and pink uniforms | 0-0 |
| Penn State wins the tip | 3-11 |
| Penn State loses the tip | 2-4 |
| Penn State scores first | 3-4 |
| Opponent scores first | 2-11 |
| Playing during the day (before 5 p.m.) | 4-9 |
| Playing at night | 1-6 |
| On Monday | 0-0 |
| On Tuesday | 0-2 |
| On Wednesday | 0-1 |
| On Thursday | 1-3 |
| On Friday | 1-1 |
| On Saturday | 0-2 |
| On Sunday | 3-6 |
| In November | 1-5 |
| In December | 2-4 |
| In January | 2-6 |
| In February | 0-0 |
| In March | 0-0 |



2014-15 GAME-BY-GAME STARTING LINEUPS

| Date | Opponent | Pt Guard | Guard | Guard/Forward | Forward | Center |
|-------|---------------------|----------|-----------|---------------|----------|---------|
| 11/2 | INDIANA (PA.) (ex.) | Spann | Moore | Mitchell | Whitted | Waldner |
| 11/14 | TOWSON | Spann | Moore | Mitchell | Whitted | Waldner |
| 11/16 | ALBANY | Spann | Moore | Mitchell | Whitted | Waldner |
| 11/22 | SETON HALL | Spann | Moore | Sevillian | Mitchell | Agee |
| 11/25 | ST. BONAVENTURE | Spann | Moore | Mitchell | Whitted | Agee |
| 11/28 | vs. Liberty | Spann | Moore | Mitchell | Waldner | Agee |
| 11/30 | vs. Samford | Spann | Moore | Mitchell | Whitted | Waldner |
| 12/4 | at Syracuse | Spann | Moore | Mitchell | Waldner | Agee |
| 12/7 | WAGNER | Spann | Moore | Mitchell | Waldner | Agee |
| 12/10 | at Hartford | Spann | Moore | Mitchell | Waldner | Agee |
| 12/14 | RIDER | Spann | Moore | Mitchell | Whitted | Agee |
| 12/21 | USF | Spann | Moore | Mitchell | Waldner | Agee |
| 12/28 | at Iowa | Spann | Moore | Mitchell | Whitted | Agee |
| 1/1 | at Michigan | Spann | Moore | Sevillian | Harris | Waldner |
| 1/4 | ILLINOIS | Spann | Moore | Sevillian | Waldner | Agee |
| 1/6 | at Wisconsin | Spann | Moore | Sevillian | Waldner | Agee |
| 1/10 | RUTGERS | Spann | Moore | Sevillian | Waldner | Agee |
| 1/15 | at Nebraska | Spann | Moore | Sevillian | Waldner | Agee |
| 1/18 | at Ohio State | Moore | Sevillian | Mitchell | Waldner | Agee |
| 1/22 | INDIANA | Moore | Sevillian | Mitchell | Waldner | Agee |
| 1/25 | NORTHWESTERN | Moore | Sevillian | Mitchell | Waldner | Agee |

LIONS IN THE BIG TEN STATS

A breakdown of where Penn State ranks in the Big Ten's overall statistical categories. Through games of Jan. 26.

| TEAM | |
|-------------------------------|-------------|
| Scoring Offense..... | 13th (63.7) |
| Scoring Defense..... | 13th (70.2) |
| Scoring Margin..... | 14th (-6.5) |
| Free Throw Percentage..... | 14th (.646) |
| FG Percentage..... | 13th (.402) |
| FG Percentage Defense..... | 10th (.395) |
| 3-point FG Percentage..... | 14th (.243) |
| 3-point FG Pct. Defense..... | 13th (.346) |
| 3-point FG Made..... | 13th (2.5) |
| Rebounding Offense..... | 4th (41.8) |
| Rebounding Defense..... | 9th (39.2) |
| Rebounding Margin..... | 6th (+2.7) |
| Offensive Rebounds..... | 4th (13.8) |
| Defensive Rebounds..... | 5th (28.1) |
| Blocked Shots..... | 5th (5.3) |
| Assists..... | 14th (13.1) |
| Steals..... | 10th (8.2) |
| Turnover Margin..... | 12th (-3.3) |
| Assist to Turnover Ratio..... | 14th (0.7) |

| INDIVIDUAL | |
|---------------------|---------------------------------|
| Scoring..... | 18th - Lindsey Spann (14.7) |
| | 30th - Sierra Moore (12.1) |
| Rebounding..... | T-14th - Kaliyah Mitchell (7.1) |
| Field Goal Pct..... | 10th - Candice Agee (.524) |
| Assists..... | 13th - Sierra Moore (3.7) |
| Blocked Shots..... | 7th - Candice Agee (1.9) |
| | T-15th - Tori Waldner (1.2) |
| Def. Rebounds..... | T-13th - Kaliyah Mitchell (5.0) |

SIE STUFFS THE STAT SHEET

- Sophomore **Sierra Moore** filled the stat sheet from all angles with 15 points, a career-high-tying seven assists and eight rebounds in the win over Indiana on Jan. 22.
- Moore now has five games with at least 14 points, 5 rebounds and 5 assists on the season.
- Moore ties her personal assists mark with seven, equalling the efforts against Rider (12/14/14) and Wagner (12/7/14) earlier this season.

OF NOTE

- Junior **Candice Agee**'s free throw with 10 seconds remaining to give Penn State the win over Northwestern on Jan. 25 marked the first "final minute" game-winning shot since Alex Bentley had a three-pointer with 38.9 seconds left at Minnesota on Feb. 5, 2011.
- Sophomore **Alex Harris** earned her first career start at Michigan on Jan. 1.
- Sophomore **Keke Sevillian** scored a career-best nine points on 3-of-3 shooting from the field and 3-of-7 shooting from the free throw line in the win over Rider on Dec. 14. Her previous career-high was eight points vs. St. Francis (Pa.) on Nov. 8, 2013.
- The Lady Lions scored a season-low 39 points Syracuse on Dec. 4, their lowest point total since scoring 39 points in a loss to Wisconsin on Feb. 25, 2010.
- Penn State held Samford 13 points in the first half on Nov. 30, which are the fewest points allowed by PSU in a half since NJIT scored nine points in the first half on Dec. 23, 2012.
- Sophomore **Keke Sevillian** made her first career start and junior **Candice Agee** made her fourth career start against Seton Hall (11/22).
- Sophomore **Kaliyah Mitchell** tied her career high with 10 rebounds against Seton Hall on Nov. 22.
- With the loss to Seton Hall, Penn State dropped to 1-2 to start a season for the first time since 2005-06, when the Lady Lions started 1-3.
- Freshman **Lindsey Spann** and sophomores **Kaliyah Mitchell**, **Sierra Moore** and **Peyton Whitted** all made their first career starts for the Lady Lions against Towson on Nov. 14.
- Junior **Candice Agee** tied her career high with nine rebounds against Towson Nov. 14. She also grabbed nine rebounds vs. Fairleigh Dickinson on Dec. 2, 2012.
- Sophomore **Keke Sevillian** reached a career high in assists with five in the season opener against Towson on Nov. 14.
- With the win over Towson on Nov. 14, **Coquese Washington** improved to a perfect 8-0 in the first game of the season since taking the helm of the Lady Lion program for the 2007-08 season.
- Head coach **Coquese Washington** has selected senior **Tori Waldner**, redshirt-sophomore **Sierra Moore** and redshirt-freshman **Lindsey Spann** as team captains for the 2014-15 season.
- Sophomore forward **Peyton Whitted**'s father, Kevin, was recently named the head coach of the NBA Developmental League's Westchester Knicks.

11S FOR CANDICE

- Junior **Candice Agee** posted her second career double-double at Ohio State on Jan. 18 with 11 points and 11 rebounds.
- Her only other career double-double came on Dec. 21, 2014 when she scored 21 points and had 11 rebounds vs. USF.
- Agee posted her seventh double-digit scoring game and second double-digit rebound game of the season, equaling her career-high of 11 rebounds vs. USF.
- She also added four blocked shots and tied her career high with two assists.



MOORE & MITCHELL STEP UP

- With the team's leading scorer Lindsey Spann out due to illness at Ohio State on Jan. 18, **Sierra Moore** and **Kaliyah Mitchell** stepped in to take over the point guard duties and did not disappoint.
- Moore paced the team in scoring for the third time this season with 16 points.
- She also added nine rebounds and five assists to post her fourth game this season with at least 14 points, five rebounds and five assists.
- Moore's seven field goals made were a career-high, besting the six field goals she had made on three occasions, last vs. Illinois on Jan. 4, 2015.
- Mitchell posted her sixth double-figure scoring game of the season with 14 points.
- She also grabbed three steals for her seventh game this season with three or more steals.

CAN CAN BLOCK

- Junior center **Candice Agee** moved into 17th place on Penn State's career blocks list with two rejections versus Indiana on Jan. 22.
- Agee broke a tie with Kelly Mazzante for 17th place and now has 72 career rejections.
- She needs three blocks to tie Tyra Grant (75; 2007-10) for 16th place.
- Agee recorded a career-high five blocks in the win over Rider on Dec. 14.

LOOKING FOR THE RIGHT COMBO

- Lady Lion head coach **Coquese Washington** has used seven different starting lineups this season.
- She has also used a different starting five in each of the first three Big Ten contests.
- Only **Sierra Moore** has started every game for Penn State this season.

MITCHELL HITS THE BOARDS

- Sophomore **Kaliyah Mitchell** pulled down a career-high 12 rebounds at Nebraska on Jan. 15.
- Her effort tops her previous best of 10 boards, which she had done three times in her career, including twice this season.
- Mitchell added eight points, narrowly missing her second career double-double, and collected four steals.
- Mitchell's 12 rebounds tied **Tori Waldner's** total vs. Samford (11/30/14) for the most by a Lady Lion this season.

SEVILLIAN TIES CAREER MARK

- Sophomore **Keke Sevillian** tied her career high with nine points against Nebraska on Jan. 15.
- She also equaled her personal best with two three-pointers made.
- Sevillian also had nine points vs. Rider (12/14/14) and had pair of threes vs. Towson (11/14/14).
- On the season, Sevillian has surpassed her scoring total from a year ago (31) with 47 tallies on the season.

2015 PINK ZONE AT PENN STATE

- The Ninth Annual Pink Zone at Penn State will be held Sunday, March 1 in the Bryce Jordan Center when the Lady Lions take on Wisconsin. The time for the game will be determined later in the season.
- Last year, the Lady Lions donated a record \$310,000 to breast cancer causes.
- All totaled, the Lady Lions have donated more than \$1.135 million for breast cancer research and awareness in the first eight years.
- This year's fundraising efforts will benefit the Mount Nittany Medical Center, Penn State Hershey Cancer Institute, Pennsylvania Breast Cancer Coalition, the Kay Yow Cancer Fund, J.C. Blair Memorial Hospital and Lewistown Hospital.
- For more information on the Pink Zone at Penn State, visit the official Pink Zone website at www.pennsylvaniapinkzone.org.

#12 HITS 20 AGAIN

- Freshman guard **Lindsey Spann** hit the 20-point mark for the fifth time this season with a 20-point effort against Illinois on Jan. 4.
- Spann has hit the plateau in five of her last seven games.
- She has the most 20-point outings for a Penn State freshman since Maggie Lucas had 13 in 2010-11. Kelly Mazzante in second in that category with 10 games with 20 or more points as a rookie.

SPANN EARNS FRESHMAN WEEKLY HONORS

- Freshman guard **Lindsey Spann** was selected as the Big Ten Freshman of the Week for the week-ending Dec. 29.
- She is the first Lady Lion to win Freshman of the Week accolades since Maggie Lucas earned the honor on Feb. 28, 2011.
- Spann had a game-high 22 points in Penn State's Big Ten opener at Iowa on Dec. 28.
- She connected on a career-high four three-pointers and six free throws for her fourth 20-point performance in her last five games.
- Spann also pulled in five rebounds and dished out four assists against the Hawkeys.

MILESTONE WATCH

Milestone Watch

| Milestone | Player | Current Total |
|--------------|-----------------------|---------------|
| 400 points | Candice Agee | 359 |
| | Kaliyah Mitchell | 322 |
| | Sierra Moore (career) | 304 |
| 300 points | Tori Waldner | 286 |
| | Lindsey Spann | 280 |
| | Sierra Moore (PSU) | 241 |
| 200 points | Peyton Whitted | 182 |
| 100 points | Alex Harris | 92 |
| 500 rebounds | Tori Waldner | 446 |
| 300 rebounds | Kaliyah Mitchell | 282 |
| | Candice Agee | 237 |
| 200 rebounds | Peyton Whitted | 167 |
| | Alex Harris | 146 |
| 100 assists | Sierra Moore (career) | 90 |
| | Sierra Moore (PSU) | 74 |
| | Lindsey Spann | 59 |
| | Kaliyah Mitchell | 50 |
| 150 blocks | Tori Waldner | 113 |
| 75 blocks | Candice Agee | 72 |
| 75 steals | Tori Waldner | 57 |
| | Kaliyah Mitchell | 52 |

Milestone Reached

| Milestone | Player | Reached |
|--------------|-----------------------|---------|
| 300 points | Sierra Moore (career) | 1/25 |
| 50 assists | Kaliyah Mitchell | 1/25 |
| 300 points | Kaliyah Mitchell | 1/22 |
| 200 points | Sierra Moore (PSU) | 1/18 |
| 50 steals | Kaliyah Mitchell | 1/18 |
| 300 points | Candice Agee | 1/6 |
| 200 rebounds | Candice Agee | 1/6 |
| 50 assists | Sierra Moore (PSU) | 1/4 |
| 50 assists | Lindsey Spann | 1/4 |
| 200 points | Lindsey Spann | 1/1 |
| 200 points | Sierra Moore (career) | 12/21 |
| 100 rebounds | Alex Harris | 12/21 |
| 400 rebounds | Tori Waldner | 12/14 |
| 50 blocks | Candice Agee | 12/14 |
| 200 rebounds | Kaliyah Mitchell | 12/10 |
| 100 points | Sierra Moore (PSU) | 12/7 |
| 200 points | Candice Agee | 12/4 |
| 100 blocks | Tori Waldner | 11/28 |
| 100 points | Sierra Moore (career) | 11/25 |
| 100 points | Peyton Whitted | 11/22 |
| 100 rebounds | Peyton Whitted | 11/16 |
| 200 points | Kaliyah Mitchell | 12/7 |
| 100 points | Lindsey Spann | 12/7 |
| 50 steals | Tori Waldner | 12/7 |



THE LAST TIME PENN STATE...

SCORING

Player scored 20 points: vs. Indiana (20, Kaliyah Mitchell), 1/22/15
 Player scored 25 points: vs. USF (28, Lindsey Spann), 12/21/14
 Player scored 30 points: at Indiana (32, Maggie Lucas), 2/13/14
 Player scored 35 points: vs. Georgetown (39, Maggie Lucas), 12/9/12
 Player scored 40 points: vs. Minnesota (49, Kelly Mazzante), 12/28/01
 Two players scored 20 points: vs. USF (28, Lindsey Spann; 21, Candice Agee), 12/21/14
 Three players scored 20 pts.: vs. Wagner (22, Lindsey Spann; 21, Sierra Moore; 20, Kaliyah Mitchell), 12/7/14
 Two players scored 25 points: at Boston College (28, Alex Bentley; 28, Maggie Lucas), 12/2/10
 Player scored 25 points/3 consecutive games: Maggie Lucas (32, at Indiana, 2/13/14; 25 vs. Wisconsin, 2/16/14; 26 vs. Northwestern, 2/20/14)
 Five in double figures: vs. Northwestern (18, Sierra Moore; 11, Alex Harris; 11, Peyton Whitted; 10, Candice Agee; 10, Kaliyah Mitchell), 1/25/15
 Six in double figures: at Oakland (15, Alex Bentley; 16, Ariel Edwards; 16, Zhaque Gray; 13, Maggie Lucas; 10, Mia Nickson; 10, Gizelle Studevent; 10, Julia Trogele), 1/18/10
 Seven in double figures: at Oakland (15, Alex Bentley; 16, Ariel Edwards; 16, Zhaque Gray; 13, Maggie Lucas; 10, Mia Nickson; 10, Gizelle Studevent; 10, Julia Trogele), 1/18/10
 PSU scored 50 points in a half: vs. Rider (50, first half), 12/14/14
 PSU scored 50 points in both halves: vs. St. Francis (Pa.) (55, first half; 62, second half), 11/8/13
 PSU scored 55 points in a half: vs. St. Francis (Pa.) (55, first half; 62, second half), 11/8/13
 PSU scored 60 points in a half: vs. St. Francis (Pa.) (62, second half), 11/8/13
 PSU scored 100 points: vs. St. Francis (Pa.) (W, 117-77), 11/8/13
 PSU scored 100 points in Big Ten game: vs. Illinois (W, 101-80), 2/15/01
 PSU scored 100 points in a home game: vs. St. Francis (Pa.) (W, 117-77), 11/8/13
 PSU scored fewer than 15 points in a half: vs. Wisconsin (13, first half), 2/25/10
 PSU scored fewer than 20 points in a half: at Hartford (18, first half), 12/10/14
 PSU scored fewer than 40 points in a game: at Syracuse (L, 39-61), 12/4/14
 PSU scored fewer than 50 points in a game: at Nebraska (L, 45-73), 1/15/15
 PSU scored fewer than 50 points in a Big Ten game: at Nebraska (L, 45-73), 1/15/15
 OPP scored 50 points in a half: at Michigan (53, first half), 1/1/15
 OPP scored 100 points: at Boston College (Lot, 113-104), 12/2/10
 OPP scored fewer than 20 points in a game: at Dickinson (W, 57-16), 3/6/71
 OPP scored fewer than 30 points in a game: vs. Virginia Tech (W, 66-28), 12/6/11
 OPP scored fewer than 40 points in a game: vs. Wisconsin (W, 84-40), 1/17/13
 OPP scored fewer than 50 points in a game: vs. Ohio State (W, 66-42), 1/16/14
 OPP scored fewer than 50 points in a Big Ten game: vs. Ohio State (W, 66-42), 1/16/14

FIELD GOAL SHOOTING

Player made every shot from the field (min. 7): vs. Michigan St. (Amanda Brown, 8-8), 1/25/07
 PSU shot 55% or better in a game: vs. Illinois (.611), 2/20/13
 PSU shot 55% or better in consecutive games: vs. Northwestern (.682), 3/2/96; vs. Ohio St. (.585), 3/3/96
 PSU shot 60% in a game: vs. Illinois (.611), 2/20/13
 PSU shot below 25% in a game: vs. Michigan State (.224), 3/9/13
 PSU shot below 30% in a game: at Syracuse (.278), 12/4/14
 PSU shot below 35% in a game and won: vs. Michigan State (.333), 1/19/14
 PSU shot below 30% in a game and won: vs. Northwestern (.299), 1/3/13
 PSU shot 55% in a half: vs. Illinois (.595, second half), 1/4/15
 PSU shot 60% in a half: vs. Wagner (.625, second half), 12/7/14
 PSU shot 65% in a half: at Georgetown (.680, second half), 12/8/13
 PSU shot 70% in a half: vs. Virginia Tech (.714, second half), 12/6/11
 PSU shot 55% in both halves: vs. Illinois (.586, first half; .640, second half), 2/20/13
 PSU shot 20% or below in a half: vs. Michigan State (.200, first half), 3/9/13
 PSU shot below 25% in a half: at Wisconsin (.241, second half), 1/6/15

THREE-POINT SHOOTING

Player made every shot from the field (min. 4): vs. Albany (4-4, Jenny DeGraaf), 11/16/14
 Player made 4 three-pointers in a half: vs. Connecticut (4 in the second, Maggie Lucas), 11/17/13
 Player made 5 three-pointers in a half: vs. Michigan State (5 in the second, Maggie Lucas), 3/9/13
 Player made 6 three-pointers in a half: vs. Michigan State (5 in the second, Maggie Lucas), 3/9/13
 Player made 5 three-pointers in a game: vs. Northwestern (5, Maggie Lucas), 2/20/14
 Player made 6 three-pointers in a game: vs. Michigan State (7, Maggie Lucas), 3/9/13
 Player made 7 three-pointers in a game: vs. Michigan State (7, Maggie Lucas), 3/9/13
 Player made 8 three-pointers in a game: at Nebraska (8, Maggie Lucas), 3/3/13
 Player attempted 10 three-pointers in a game: at Illinois (11, Maggie Lucas), 1/9/14
 PSU made 10 three-pointers: vs. North Carolina (14), 11/30/11
 PSU did not make a three-pointer: vs. Hartford (0-8), 12/29/13
 PSU attempted 20 three-pointers: vs. Connecticut (21), 11/17/13
 PSU shot 60% 3FG (min. 5 att.): vs. Illinois (.667; 6-9), 2/20/13

FREE THROW SHOOTING

Player made every shot from FT line (min. 10): at Illinois (10-10, Maggie Lucas), 1/9/14
 PSU shot 90% (min. 10 att.): vs. Rutgers (10-11, .909), 1/10/15
 PSU shot below 50% (min. 10 att.): at Purdue (8-21, .381), 1/30/14
 PSU made 30 free throws: vs. St. Francis (Pa.) (37), 11/8/13
 PSU made fewer than five FTs: at Michigan (3), 2/3/11
 PSU attempted 40 free throws: vs. USF (40), 12/21/14
 PSU attempted fewer than five FTs: at Michigan (4), 2/3/11

REBOUNDS

Player had 15 rebounds: vs. Northwestern (15, Kaliyah Mitchell), 1/25/15
 Player had 20 rebounds: at Cal State Northridge (20, Nikki Greene), 11/24/12
 Two players with double-digit rebs.: vs. Northwestern (15, Kaliyah Mitchell; 10, Alex Harris), 1/25/15
 Three players had double-digit rebounds: vs. Ohio State (15, Nikki Greene; 15, Mia Nickson; 10, Maggie Lucas), 2/20/12
 PSU had 60 rebounds: vs. Ohio State (60), 2/20/12
 PSU had 50 rebounds: vs. USF (54), 12/21/14
 PSU had 20 or fewer rebounds: vs. Michigan State (20), 1/19/03
 OPP had 20 or fewer rebounds: at Indiana (20), 2/13/11
 PSU had 20 offensive rebounds: vs. Indiana (23), 1/22/15
 PSU had 25 offensive rebounds: vs. Ohio State (29), 2/20/12

ASSISTS

Player had 10 assists: vs. Minnesota (10, Dara Taylor), 1/26/14
 Player had 10 assists/consecutive games: Helen Darling (12 at LaSalle, 12/8/99; 11 vs. Auburn, 12/11/99; 10 vs. Clemson, 12/19/99)
 Player had 15 assists: vs. North Carolina (15, Alex Bentley), 11/30/11
 PSU had 30 assists: vs. St. Francis (Pa.) (32), 12/2/99
 PSU had fewer than 10 assists: at Nebraska (9), 1/15/15
 PSU had fewer than 5 assists: at Michigan State (4), 2/4/10

BLOCKED SHOTS

Player blocked 5 shots: vs. Rider (5, Candice Agee), 12/14/14
 Player blocked 6 shots: vs. Purdue (7, Talia East), 1/12/14
 PSU blocked 10 shots: vs. Purdue (14), 1/12/14
 PSU blocked 0 shots: at Illinois, 1/9/14

STEALS

Player had 7 steals: vs. Alcorn State (7, Dara Taylor), 12/22/13
 Player had 8 steals: vs. NJIT (8, Alex Bentley), 12/23/12
 PSU had 20 steals: vs. Bucknell (21), 12/28/10

TURNOVERS

PSU committed 25 or more: vs. Rutgers (38), 1/10/15
 PSU committed 25 or more and won: at Illinois (27), 1/9/14
 PSU committed 10 or fewer: vs. Ohio State (9), 3/7/14
 PSU committed 10 or fewer in consecutive games: vs. Minnesota (9), 1/22/04; at Ohio St. (9), 1/25/04
 OPP committed 25 or more: vs. Oregon State (26), 11/30/13

DOUBLE-DOUBLES

Points & rebounds: vs. Northwestern (Kaliyah Mitchell, 10 pts., 15 rebs.), 1/25/15
 Points & rebounds/consecutive games: Kaliyah Mitchell (20 points, 11 rebounds vs. Indiana, 1/22/15; 10 points, 15 rebounds vs. Northwestern, 1/25/15)
 Points & rebounds/3 consecutive games: Amanda Brown (19 pts., 17 rebs. at Northwestern, 2/11/07; 14 pts., 10 rebs. vs. Minnesota, 2/15/07; 14 pts., 11 rebs. at Iowa, 2/18/07)
 Points & rebounds/4 consecutive games: Angie Potthoff (vs. Northwestern, 1/31/97; at Illinois, 2/2/97; vs. Michigan, 2/7/97; vs. Indiana, 2/9/97; vs. Iowa, 2/16/97; vs. Michigan State, 2/21/97)
 Points & rebounds/5 consecutive games: Angie Potthoff (vs. Northwestern, 1/31/97; at Illinois, 2/2/97; vs. Michigan, 2/7/97; vs. Indiana, 2/9/97; vs. Iowa, 2/16/97; vs. Michigan State, 2/21/97)
 Points & assists: vs. Minnesota (Dara Taylor, 15 points, 10 assists), 1/26/14
 Points & assists/consecutive games: Helen Darling (12 pts., 12 assts. at La Salle, 12/8/99; 10 pts., 11 assts. vs. Auburn, 12/11/99)
 Two players had double-doubles: vs. Northwestern (Kaliyah Mitchell, 10 pts., 15 rebs.; Alex Harris 11 pts., 10 rebs.), 1/25/15
 Three players had double-doubles: vs. Ohio State (Nikki Greene, 25 pts., 15 rebs.; Mia Nickson, 18 pts., 15 rebs.; Maggie Lucas, 12 pts., 10 rebs.), 2/20/12
 15 points & 15 rebounds: at LSU (Nikki Greene, 16 pts., 16 rebs), 3/26/13
 20 points and 10 rebounds: vs. Indiana (Kaliyah Mitchell, 20 pts., 11 rebs.), 1/22/15

MARGIN OF VICTORY

PSU won by 20-30 points: vs. Rider (34), 12/14/14
 PSU won by 20-30 points in a Big Ten game: at Ohio State (20), 2/9/14
 PSU won consecutive Big Ten games by 20+ pts.: vs. Wisconsin (44), 1/17/13; vs. Nebraska (22), 1/13/13; at Michigan St. (21), 1/6/13
 PSU won by 31-40 points: vs. Rider (34), 12/14/14
 PSU won by 41-50 points: vs. Bucknell (43), 11/20/13
 PSU won by 51+ points: vs. Fairleigh Dickinson (57), 12/2/12
 PSU lost by 20-30 points: at Nebraska (28), 1/15/15
 PSU lost by 20-30 points in a Big Ten game: at Nebraska (28), 1/15/15
 PSU lost by 31+ points: at Michigan (36), 1/1/15

MISCELLANEOUS

Led PSU in points/rebounds/assists: Dara Taylor vs. Florida (22 pts., 8 rebs., 4 asst.), 3/25/14
 Hit "final seconds" (under 10 seconds) game-winning shot: Julia Trogele at Illinois (9 sec.), 1/27/11
 Hit "final minute" game-winning shot: Candice Agee vs. Northwestern (1 FT w/ :10.2 remaining), 1/25/15
 Player played every minute: at Ohio State (Sierra Moore), 1/18/15
 Player played more than 40 min.: vs. USF (Lindsey Spann, 41; Sierra Moore, 41), 12/21/14
 Committed 10 or fewer fouls: vs. Virginia Tech (9), 12/6/11
 Committed 30 or more fouls: vs. USF (30), 12/21/14
 PSU rallied from a 10-pt. deficit to win: vs. Wichita State (down by 11 at 6:39 in 1st, won 62-56), 3/23/14
 PSU rallied from a 15-pt. deficit to win: at CS-Northridge (down by 17 at 5:52 in 1st half, won 85-73), 11/24/12
 PSU had a 5-game winning streak: 6 games, 1/16/14-2/2/14
 PSU had a 10-game winning streak: 11 games, 12/9/12 - 1/27/13
 PSU had a 5-game losing streak: 8 games, 12/21/14-1/18/15
 PSU went undefeated at home: 2012-13 season
 PSU sold out the BJC: Purdue, 2/29/04

OVERTIME

PSU played an OT game: vs. USF (L, 90-87), 12/21/14
 PSU won an OT game: at Oakland (96-89), 11/18/10
 PSU lost an OT game: vs. USF (L, 90-87), 12/21/14
 PSU played two or more OT games in a season: 2014-15 season (two)
 PSU won two or more OT games in a season: 2010-11 season (two)

RANKINGS

Played the No. 1 team in the AP poll: vs. Connecticut (L, 71-52), 11/17/13
 Played the No. 1 team in the Coaches poll: vs. Connecticut (L, 71-52), 11/17/13
 Defeated the No. 1 team in the AP poll: at Virginia (73-71), 1/3/91
 Defeated Top 10 opponent: vs. #8/11 Ohio State (84-66), 2/20/12
 Defeated Top 10 opponent on the road: at #7 Purdue (47-42), 1/2/04
 Defeated Top 10 opponent by double digits: vs. #8/11 Ohio State (84-66), 2/20/12
 Played consecutive Top 10 teams: at #2/3 Texas 11/14/04, at #6/6 Duke 11/19/04
 Defeated Top 25 opponent: at #16/19 Purdue (75-72), 1/30/14
 Defeated Top 25 opponent on the road: at #16/19 Purdue (75-72), 1/30/14
 Defeated Top 25 opponent by double digits: at #23/22 Iowa (87-71), 1/5/14



2015 RECRUITING CLASS

LADY LIONS SECURE TOP 10 CLASS

- The four-player class is ranked eighth by Prospect Nation, ninth by All-Star Girls Report, 10th by Blue Star Basketball and 11th by ESPN/HoopGurlz and Collegiate Girls Basketball Report.
- The class features two Top 20 players and three Top 100 signees in both the Blue Star Basketball and Prospect Nation rankings.
- This is believed to be the highest-ranked class in program history.
- This is the third Top 15 class to sign under Washington, joining the 2009 and 2013 classes that were ranked 14th by ESPN/Hoopgurlz.
- It is also the fourth Top 25 recruiting class for Washington (2010 class was 22nd).

AMARI CARTER * 5-8 * Guard * Washington, D.C. * St. John's College

- A 5-7 guard, Carter is ranked as the #31 overall recruit by both ESPN/HoopGurlz and Collegiate Girls Basketball Report.
- She is also rated 19th by Prospect Nation and Blue Star Basketball and 32nd by All Star Girls Report.
- She averaged 17.5 points, 4.0 rebounds, 4.0 assists and 2.0 steals for St. John's College High School in Washington, D.C.
- She led the team to a 25-7 overall record and the 2014 DC State Athletic Association championship.
- Last season, Carter was named to the Washington Post All-Metropolitan first team and All-WCAC first team.
- As a sophomore, Carter helped the Cadets to the 2013 WCAC Championship en route to collecting second team All-WCAC honors and an All-Metropolitan honorable mention selection.
- She is a 2014-15 Sporting News Preseason High School All-America honorable mention choice.
- Carter has participated in USA Basketball U16 (2013) and U17 (2014) Trials.
- She plays her AAU ball with the Maryland Lady Terps.

TENIYA PAGE * 5-7 * Point Guard * Chicago Heights, Ill. * Marian Catholic

- Page, a 5-7 point guard out of Marian Catholic in Chicago, Ill., is the 21st-ranked prospect by both ESPN/HoopGurlz and Collegiate Girls Basketball Report.
- She also comes in ranked 17th by Blue Star Basketball, 20th by Prospect Nation and 26th by All Star Girls Report.
- A 2014-15 Sporting News Preseason High School All-America honorable mention selection, Page has 1,135 career points entering her final season for the Spartans.
- Last season, she accounted for 14.4 points, 4.7 assists, 3.5 rebounds and 1.8 steals per game to help Marian Catholic to a 28-5 overall record, a East Suburban Catholic Conference championship and a third-place finish in the Illinois High School Association Class 4A Basketball Tournament.
- Page was selected first team All-State by the Illinois Basketball Coaches Association, second team All-State by the Associated Press, first team All-State by The Northwest Indiana Times and third team All-State by the Chicago Tribune in 2014.
- As a sophomore, Page guided Marian Catholic to the IHSA 4A State Championship with a 33-1 record on the season.
- Page has participated in USA Basketball U16 (2013) and U17 (2014) Trials.
- She plays AAU basketball for Midwest Elite.

ASHANTI THOMAS * 6-5 * Post * Lexington, Ky. * Lafayette

- Thomas, a 6-2 post player out of Lexington, Ky., is the 87th-ranked recruit by Prospect Nation and is ranked 106th and 109th by All-Star Girls Report and Blue Star Basketball, respectively.
- She is a candidate for Kentucky Miss Basketball entering her senior season.
- As a junior, she led the Generals to a 29-4 overall record with a 9-1 mark in districts en route to a District and Regional championships.
- Thomas averaged 9.2 points and 8.2 rebounds per game last season on the way to All-State third team accolades from KySports.tv.
- During her sophomore campaign, Thomas accounted for 10.3 points and 9.5 rebounds per outing on the way to claiming Fayette County Public Schools All-City first team.
- Thomas plays AAU basketball for Mac Irvin Lady Fire.

JAYLEN WILLIAMS * 6-4 * Post * Braintree, Mass. * Archbishop Williams

- A 6-4 post player, Williams is the ranked 80th by Blue Star Basketball Report after missing her junior campaign at Archbishop Williams due to a knee injury.
- The 2014-15 Sporting News Preseason High School All-America honorable mention honoree accounted for 8.5 points, a team-best 11.6 rebounds, 3.5 blocks and 4.3 assists per game as a sophomore.
- Williams helped the Bishops to the 2013 Massachusetts Interscholastic Athletic Association (MIAA) Division 3 State Championship with a 23-5 record.
- She played her AAU basketball for Lady Rivals AAU select team under the guidance of Scott Hazelton. Williams and the Rivals squad have won two state championships.
- She also has a strong athletic background in her family as her father, Brent, played in the NFL for 11 years with the Jets, Seahawks and Patriots. Her brother, Brennan, has played for the Houston Texans and her other brother, Camren, is a junior linebacker for the Ohio State football team.

RECORD BOOK

CAREER BLOCKS

| | | |
|-----|-----|-----------------------------------|
| 1. | 268 | Kim Calhoun, 1993-96 |
| 2. | 215 | Nikki Greene, 2010-13 |
| 3. | 192 | Mary Donovan, 1977-81 |
| 4. | 189 | Rashana Barnes, 1999-02 |
| 5. | 185 | Andrea Garner, 1997-00 |
| 6. | 172 | Amanda Brown, 2004-07 |
| 7. | 140 | Tina Henry, 1990-93 |
| 8. | 113 | Tori Waldner, 2012-present |
| 9. | 102 | Talia East, 2011-14 |
| 10. | 94 | Jess Brungo, 2001-04 |
| 11. | 92 | Bethany Collins, 1985-88 |
| 12. | 89 | Kathy Phillips, 1989-92 |
| 13. | 87 | Reicina Russell, 2003-04 |
| | 87 | Vicki Link, 1984-87 |
| 15. | 81 | Kahadeejah Herbert, 1982-85 |
| 16. | 75 | Tyra Grant, 2007-10 |
| 17. | 72 | Candice Agee, 2013-present |
| 18. | 68 | Kelly Mazzante, 2001-04 |
| 19. | 67 | Janessa Wolff, 2008-10 |
| 20. | 66 | Adrie DeVries, 1987-90 |

as of Jan. 25

LADY LIONS BY THE NUMBERS

DOUBLE FIGURE PERFORMANCES

Lindsey Spann - 16
Sierra Moore - 14
Candice Agee - 9
Kaliyah Mitchell - 8
Jenny DeGraaf - 3
Tori Waldner - 2
Peyton Whitted - 2
Alex Harris - 1

20-POINT PERFORMANCES

Lindsey Spann - 5
Candice Agee - 3
Kaliyah Mitchell - 2
Sierra Moore - 1

30-POINT PERFORMANCES

none

DOUBLE-DOUBLE PERFORMANCES

Kaliyah Mitchell - 3
Sierra Moore - 2
Candice Agee - 2
Tori Waldner - 1
Jenny DeGraaf - 1
Alex Harris - 1

DOUBLE-DIGIT REBOUNDING PERFORMANCES

Kaliyah Mitchell - 4
Tori Waldner - 2
Sierra Moore - 2
Candice Agee - 2
Alex Harris - 2
Jenny DeGraaf - 1



2014-15 SINGLE GAME HIGHS & LOWS

Team Superlatives

| Penn State High | Penn State Low | Category | Opponent High | Opponent Low |
|------------------------------|-----------------------------------|------------------------------|------------------------|----------------------------------|
| 96, vs. Wagner (12/7) | 39, at Syracuse (12/4) | Points/Game | 91, Illinois (1/4) | 51, Rider (12/14) |
| 54, vs. Wagner (12/7) | 18, at Hartford (12/10) | Points/Half | 53, Michigan (1/1) | 13, vs. Samford (11/30) |
| 36, vs. Rider (12/14) | 15, at Syracuse (12/4) | Field Goals Made | 35, Michigan (1/1) | 18, twice (MR: St. Bona., 11/25) |
| 75, vs. Indiana (1/22) | 49, vs. Rutgers (1/10) | Field Goal Attempts | 80, USF (12/21) | 47, Hartford (12/10) |
| .537, vs. Rider (12/14) | .278, at Syracuse (12/4) | FG Percentage | .500, Illinois (1/4) | .292, Rider (12/14) |
| 6, vs. Albany (11/16) | 1, 3x (MR: at Ohio State, 1/18) | 3-pt. FG Made | 12, Illinois (1/4) | 1, Rutgers (1/10) |
| 15, vs. Liberty (11/28) | 5, vs. USF (12/21) | 3-pt. FG Attempts | 40, Syracuse (12/4) | 7, Rutgers (1/10) |
| .462, vs. Albany (11/16) | .091, at Michigan (1/1) | 3-pt. FG Percentage | .478, Hartford (12/10) | .133, Albany (11/16) |
| 25, vs. Wagner (12/7) | 6, twice (MR: at Syracuse, 12/4) | Free Throws Made | 27, Seton Hall (11/22) | 6, Nebraska (1/15) |
| 40, vs. USF (12/21) | 11, twice (MR: vs. Rutgers, 1/10) | Free Throw Attempts | 38, USF (12/21) | 12, Syracuse (12/4) |
| .909, vs. Rutgers (1/10) | .471, at Michigan (1/1) | Free Throw Percentage | .862, Indiana (1/22) | .381, Rider (12/14) |
| 54, vs. USF (12/21) | 31, vs. Albany (11/16) | Rebounds | 56, USF (12/21) | 28, Hartford (12/10) |
| 20, vs. Indiana (1/22) | 9, 4x (MR: at Nebraska, 1/15) | Assists | 24, Michigan (1/1) | 7, USF (12/21) |
| 12, vs. Liberty (11/28) | 3, at Syracuse (12/4) | Steals | 22, Rutgers (1/10) | 4, Wagner (12/7) |
| 9, 3x (MR: at Michigan, 1/1) | 1, vs. Illinois (1/4) | Blocked Shots | 14, Wisconsin (1/6) | 2, twice (MR: Michigan, 1/1) |
| 38, vs. Rutgers (1/10) | 12, twice (MR: vs. Indiana, 1/22) | Turnovers | 24, Albany (11/16) | 7, Northwestern (1/25) |
| 30, vs. USF (12/21) | 13, at Syracuse (12/4) | Fouls | 28, USF (12/21) | 10, Nebraska (1/15) |

Individual Superlatives

| | Penn State | Opponent |
|-------------------------------------|---|---|
| Points | 28, Lindsey Spann vs. USF (12/21) | 34, Courtney Williams, USF (12/21) |
| Field Goals Made | 11, twice (MR: Lindsey Spann vs. USF, 12/21) | 12, Dominique Johnson, Towson (11/14) |
| Field Goal Attempts | 22, Lindsey Spann vs. USF (12/21) | 30, Dominique Johnson, Towson (11/14) |
| Field Goal Pct. (min. 5 made) | .800, Candice Agee vs. USF (12/21) | .727, twice (MR: Ivory Crawford, Illinois, 1/4) |
| 3-pt. Field Goals Made | 4, twice (MR: Lindsey Spann at Iowa, 12/28) | 6, 5x (MR: Natalie Romeo, Nebraska, 1/15) |
| 3-pt. Field Goal Attempts | 9, Lindsey Spann at Iowa (12/28) | 19, Brianna Butler, Syracuse (12/4) |
| 3-pt. Field Goal Pct. (min. 2 made) | 1.000, twice (MR: Jenny DeGraaf vs. Albany, 11/16) | .750, twice (MR: Deanna Mayza, Hartford, 12/10) |
| Free Throws Made | 11, Sierra Moore vs. Wagner (12/7) | 16, Alexis Gassion, Indiana (1/22) |
| Free Throw Attempts | 12, Sierra Moore vs. Wagner (12/7) | 18, Alexis Gassion, Indiana (1/22) |
| Free Throw Percentage (min. 3 made) | 1.000, 11x (MR: Kaliyah Mitchell vs. Indiana, 1/25) | 1.000, 12x (MR: Ashley Deary, Northwestern, 1/25) |
| Rebounds | 15, Kaliyah Mitchell vs. Northwestern (1/25) | 21, Alisia Jenkins, USF (12/21) |
| Assists | 7, 3x (MR: Sierra Moore vs. Indiana, 1/22) | 10, Kyley Simmons, Illinois (1/4) |
| Steals | 5, Kaliyah Mitchell vs. Liberty (11/28) | 10, Syessence Davis, Rutgers (1/10) |
| Blocked Shots | 5, Candice Agee vs. Rider (12/14) | 7, Cassie Rochel, Wisconsin (1/6) |
| Turnovers | 11, Lindsey Spann vs. Rutgers (1/10) | 9, Jasmine Nwajei, Wagner, 12/7 |



MISCELLANEOUS STATS

LEADING SCORER

| | |
|------------------|----|
| Lindsey Spann | 12 |
| Sierra Moore | 4 |
| Candice Agee | 3 |
| Kaliyah Mitchell | 1 |

LEADING REBOUNDER

| | |
|------------------|---|
| Tori Waldner | 7 |
| Kaliyah Mitchell | 7 |
| Candice Agee | 4 |
| Sierra Moore | 2 |
| Alex Harris | 1 |
| Peyton Whitted | 1 |

LEADER IN ASSISTS

| | |
|------------------|----|
| Sierra Moore | 11 |
| Lindsey Spann | 7 |
| Kaliyah Mitchell | 3 |
| Tori Waldner | 2 |
| Keke Sevellian | 1 |
| Peyton Whitted | 1 |
| Candice Agee | 1 |

LEADER IN STEALS

| | |
|------------------|---|
| Kaliyah Mitchell | 7 |
| Sierra Moore | 6 |
| Keke Sevellian | 4 |
| Lindsey Spann | 3 |
| Candice Agee | 2 |
| Peyton Whitted | 1 |
| Tori Waldner | 1 |

LEADER IN BLOCKS

| | |
|------------------|----|
| Candice Agee | 11 |
| Tori Waldner | 8 |
| Kaliyah Mitchell | 4 |
| Sierra Moore | 2 |
| Jenny DeGraaf | 1 |
| Peyton Whitted | 1 |

GAMES STARTED

| | |
|------------------|----|
| Sierra Moore | 20 |
| Lindsey Spann | 17 |
| Candice Agee | 16 |
| Tori Waldner | 16 |
| Kaliyah Mitchell | 15 |
| Keke Sevellian | 9 |
| Peyton Whitted | 6 |
| Alex Harris | 1 |

20-POINT SCORING GAMES

| | |
|-------------------|-----------|
| Penn State | 11 |
| Opponents | 18 |

| | |
|------------------|---|
| Lindsey Spann | 5 |
| Candice Agee | 3 |
| Kaliyah Mitchell | 2 |
| Sierra Moore | 1 |

30-POINT SCORING GAMES

| | |
|-------------------|----------|
| Penn State | 0 |
| Opponents | 1 |

TECHNICAL FOULS

| | |
|-------------------|----------|
| Penn State | 2 |
| Opponents | 2 |

FOUR-POINT PLAYS

| | |
|-------------------|----------|
| Penn State | 0 |
| Opponents | 0 |

THREE-POINT PLAYS

| | |
|-------------------|-----------|
| Penn State | 19 |
| Opponents | 17 |
| Sierra Moore | 6 |
| Kaliyah Mitchell | 4 |
| Lindsey Spann | 4 |
| Candice Agee | 2 |
| Tori Waldner | 1 |
| Peyton Whitted | 1 |
| Alex Harris | 1 |

PSU'S FIRST SUBSTITUTION

| | |
|------------------|---|
| Keke Sevellian | 7 |
| Kaliyah Mitchell | 4 |
| Peyton Whitted | 4 |
| Jenny DeGraaf | 3 |
| Tori Waldner | 2 |
| Candice Agee | 2 |
| Alex Harris | 2 |

BENCH POINTS

| | |
|-------------------|-----------------------|
| Penn State | 325 (16.2 ppg) |
| Opponents | 275 (13.8 ppg) |

JUMP BALLS CONTROLLED

| | |
|-------------------|-----------|
| Penn State | 14 |
| Opponents | 6 |

FIRST SCORE OF GAME

| | |
|-------------------|-----------|
| Penn State | 7 |
| Opponents | 13 |

| | |
|------------------|---|
| Lindsey Spann | 3 |
| Sierra Moore | 2 |
| Candice Agee | 1 |
| Kaliyah Mitchell | 1 |

RUNS OF 10-0 OR BETTER

| | |
|-------------------|----------|
| Penn State | 3 |
| Opponents | 9 |

LARGEST HALFTIME LEAD

| |
|-------------------------------|
| 17, vs. Rider (50-23) (12/14) |
|-------------------------------|

LARGEST HALFTIME DEFICIT

| |
|--|
| 20, 3x (MR: vs. Illinois (47-27), 1/4) |
|--|

LARGEST LEAD

| |
|-----------------------|
| 40, vs. Rider (12/14) |
|-----------------------|

LARGEST DEFICIT

| |
|-----------------------|
| 40, at Michigan (1/1) |
|-----------------------|

LARGEST DEFICIT OVERCOME TO WIN

| |
|---|
| 9, vs. Towson (12:50 in 2nd half (11/14)) |
|---|

LARGEST LEAD GIVEN UP IN LOSS

| |
|--|
| 16, vs. Samford, 9:59 in second half, 11/30) |
|--|

LARGEST WIN

| |
|-------------------------------|
| 34, vs. Rider (85-51) (12/14) |
|-------------------------------|

LARGEST DEFEAT

| |
|-------------------------------|
| 36, at Michigan (89-53) (1/1) |
|-------------------------------|

MOST CONSECUTIVE POINTS

| |
|---|
| 14, vs. Rider (6:40 to 1:31 in second half) (12/14) |
|---|

MOST CONSECUTIVE POINTS BY OPP

| |
|--|
| 16, at Wisconsin (14:56 to 10:10 in second half (1/6)) |
|--|

LONGEST WINNING STREAK

| |
|-----------------|
| 2, 1/22-present |
|-----------------|

LONGEST LOSING STREAK

| |
|------------------------|
| 8, 3x (MR: 12/21-1/18) |
|------------------------|

CLUTCH FREE THROWS (FINAL 5 MIN. & OT)

| | | |
|------------------|-------|-------|
| Peyton Whitted | 2-2 | 1.000 |
| Dominique Brooks | 1-1 | 1.000 |
| Alex Harris | 1-1 | 1.000 |
| Kaliyah Mitchell | 11-13 | .846 |
| Keke Sevellian | 3-4 | .750 |
| Sierra Moore | 26-22 | .727 |
| Lindsey Spann | 15-21 | .714 |
| Tori Waldner | 5-8 | .625 |
| Candice Agee | 12-21 | .571 |
| Jenny DeGraaf | 1-2 | .500 |

NOTE: Totals may not add up to games played due to ties.

SPECIALITY STATS (PSU/OPP)

| | Paint | Off TO | 2nd | FastBr | Bench | | Paint | Off TO | 2nd | FastBr | Bench |
|-----------------|-------|--------|-------|--------|-------|--------------|-------|--------|-------|--------|-------|
| Towson | 30/14 | 13/16 | 5/9 | 13/4 | 17/7 | USF | 42/40 | 7/13 | 17/26 | 4/12 | 11/15 |
| Albany | 22/30 | 14/17 | 6/12 | 10/4 | 14/12 | Iowa | 22/26 | 6/26 | 20/14 | 7/10 | 19/14 |
| Seton Hall | 40/26 | 18/22 | 22/10 | 8/12 | 14/11 | Michigan | 34/42 | 12/25 | 12/18 | 15/12 | 23/34 |
| St. Bonaventure | 28/20 | 14/7 | 6/9 | 6/0 | 12/3 | Illinois | 38/34 | 13/13 | 15/5 | 16/11 | 25/9 |
| Liberty | 36/26 | 13/21 | 11/13 | 20/6 | 11/16 | Wisconsin | 20/18 | 9/16 | 9/6 | 8/19 | 16/3 |
| Samford | 28/22 | 11/13 | 4/4 | 6/0 | 11/10 | Rutgers | 24/24 | 4/36 | 7/14 | 8/12 | 15/11 |
| Syracuse | 18/24 | 6/16 | 8/10 | 4/14 | 10/13 | Nebraska | 28/22 | 10/28 | 10/4 | 4/6 | 12/28 |
| Wagner | 54/16 | 24/13 | 13/6 | 24/6 | 24/19 | Ohio State | 36/26 | 17/16 | 5/17 | 16/4 | 2/7 |
| Hartford | 30/4 | 23/19 | 12/8 | 6/0 | 13/12 | Indiana | 42/14 | 18/16 | 19/13 | 10/9 | 26/27 |
| Rider | 56/22 | 13/11 | 14/7 | 19/8 | 19/17 | Northwestern | 46/24 | 16/18 | 13/8 | 17/6 | 31/7 |





COQUESE WASHINGTON

Head Coach
8th Season

PENN STATE LADY LION BASKETBALL

Coquese Washington was introduced as the fifth head coach of the Penn State women's basketball program on April 23, 2007. Washington is the first female African-American head coach in Penn State history.

Washington led the 2013-14 Lady Lion squad to a feat that no other Penn State team has accomplished, winning three consecutive conference regular-season titles with a 13-3 record in Big Ten action. Led by the play of a strong senior class, the Lady Lions advanced to the NCAA Sweet Sixteen for the second time in three years. The graduating class of Maggie Lucas, Ariel Edwards, Dara Taylor and Talia East produced 101 wins, which is the second-highest total by a Lady Lion class.

Along the way to collecting her second Big Ten Player of the Year award, Lucas finished second in school history and fourth in Big Ten history in scoring (2,510) and broke the Penn State and Big Ten records for career three-pointers made (365) and career free throw percentage (.907). She was selected in the second round of the 2014 WNBA Draft by the Phoenix Mercury. Edwards became the 36th member of the 1,000-point club en route to collecting All-Big Ten first team accolades. She finished seventh in the Big Ten in scoring (15.7) and was 11th in free throw percentage (.814). Edwards signed a free agent contract with the WNBA's Tulsa Shock. Taylor also had a stellar senior campaign and collected the Big Ten Defensive Player of the Year award after leading the conference in steals. East also earned postseason honors as she was named All-Big Ten honorable mention. In addition, Washington was honored with her third consecutive Big Ten Coach of the Year honor.

The Lady Lions continued their run in the national spotlight in 2012-13 as they collected their second-straight Big Ten regular-season title and seventh overall with a 26-6

overall record and 14-2 mark in conference play. In each of Washington's first six years, Penn State improved its Big Ten win total. The Lady Lions posted their third consecutive 25-win season, joining the 1993-94, 1994-95 and 1995-96 squads as the only teams in program history to accomplish the feat. The Lady Lions were consistently ranked in the Top 10 for most of the season and finished eighth in the Associated Press Top 25 and 12th in the USA Today Sports Coaches' Poll.

With another stellar campaign, the accolades continued to roll in for the Lady Lions. Washington was selected as the Big Ten Coach of the Year by the media for the second-straight season and became just the fifth mentor in Big Ten history to win back-to-back Coach of the Year accolades. She was also the WBCA Region 6 Coach of the Year and a finalist for WBCA National Coach of the Year for the second-straight season.

The awards also piled up for Penn State's dynamic backcourt of Lucas and Alex Bentley. Lucas was selected as the Big Ten Player of the Year, was a Wade Trophy Finalist and was an All-America choice by four outlets, including the WBCA (honorable mention), Associated Press (second team), USBWA (first team) and Full Court (second team). She is just the third Lady Lion in program history to win Big Ten Player of the Year honors. Bentley earned her third-straight first team All-Big Ten award and honorable mention All-America bids from the WBCA and Associated Press. She was also selected as the 2013 recipient of the Frances Pomeroy Naismith Award, which is presented to the nation's outstanding female collegian 5-8 and under. Nikki Greene also capped a stellar career for the Lady Lions with third team All-Big Ten accolades. She also became the first player in school history to accumulate 1,000 points, 900 rebounds and 200 blocks.

Both Bentley and Greene heard their names called on WNBA Draft night. Bentley was selected with the 13th overall pick by the Atlanta Dream to become the highest draft pick for the Lady Lions since Tanisha Wright (12th) in 2005. Greene was the 26th overall selection by the Phoenix Mercury.

For her efforts in rebuilding the Penn State program, Washington was honored as the Big Ten Coach of the Year and the WBCA Region 6 Coach of the Year, making her a finalist for WBCA National Coach of the Year. The accolades were not just limited to Washington; all five Lady Lion starters earned All-Big Ten recognition, including first team bids for Bentley and Lucas. Both Bentley and Lucas also garnered honorable mention All-America honors from the WBCA and Associated Press, respectively.

Washington vs. Opponents

| | | | | | |
|---------------------|-----|-----------------------|------|------------------------|-----|
| Albany..... | 0-1 | Illinois..... | 10-4 | Prairie View A&M..... | 1-0 |
| Alcorn State..... | 1-0 | Illinois State..... | 1-0 | Purdue..... | 4-9 |
| Arizona..... | 1-0 | Indiana..... | 8-4 | Rider..... | 2-0 |
| Army..... | 1-0 | Iowa..... | 7-7 | Rutgers..... | 0-1 |
| Boston College..... | 0-1 | Iowa State..... | 1-0 | Samford..... | 0-1 |
| Bucknell..... | 6-0 | Lafayette..... | 1-0 | Seton Hall..... | 0-1 |
| Buffalo..... | 1-0 | Liberty..... | 0-1 | St. Bonaventure..... | 0-1 |
| Cal Poly..... | 1-0 | LSU..... | 1-1 | St. Francis (Pa.)..... | 1-0 |
| CS-Northridge..... | 1-0 | Maine..... | 1-0 | South Carolina..... | 4-1 |
| Charlotte..... | 1-0 | UMES..... | 1-0 | South Dakota St..... | 1-1 |
| Connecticut..... | 0-4 | Miami (Fla.)..... | 0-1 | USF..... | 0-1 |
| Coppin State..... | 1-0 | Michigan..... | 10-4 | Stanford..... | 0-1 |
| Dayton..... | 2-1 | Michigan State..... | 5-8 | Stony Brook..... | 1-0 |
| Delaware..... | 1-1 | Middle Tennessee..... | 1-0 | Syracuse..... | 0-2 |
| DePaul..... | 0-1 | Minnesota..... | 7-7 | Texas A&M..... | 2-1 |
| Detroit..... | 1-0 | Mississippi..... | 1-0 | UTEP..... | 1-0 |
| Drexel..... | 2-1 | Monmouth..... | 1-0 | Texas Tech..... | 1-1 |
| Duke..... | 1-0 | Nebraska..... | 3-3 | Towson..... | 1-0 |
| Fair Dickinson..... | 1-0 | Nevada..... | 1-0 | Utah..... | 1-0 |
| Florida..... | 1-0 | NJIT..... | 2-0 | Virginia Tech..... | 2-0 |
| Fordham..... | 1-0 | North Carolina..... | 1-0 | Wagner..... | 2-0 |
| Florida State..... | 0-1 | Notre Dame..... | 0-1 | Washington State..... | 1-0 |
| Georgetown..... | 3-0 | Northwestern..... | 10-1 | Wichita State..... | 1-0 |
| Georgia Tech..... | 0-1 | Oakland..... | 2-0 | Wisconsin..... | 6-7 |
| Hartford..... | 2-1 | Ohio State..... | 6-8 | UW-Green Bay..... | 0-1 |
| Hofstra..... | 0-1 | Old Dominion..... | 0-1 | Xavier..... | 0-1 |
| Holy Cross..... | 1-0 | Oregon State..... | 1-0 | | |
| Howard..... | 1-0 | Pittsburgh..... | 2-1 | | |

THE WASHINGTON FILE

COACHING RESUME

2007-pres. - Head Coach, Penn State
 2013 - Asst. Coach, USA Basketball World U. Games
 2013-pres. - Vice President/President-Elect, WBCA
 2012-pres. - Kay Yow Cancer Fund Board of Directors
 2011-pres. - NCAA WBB Issues Committee
 2010-13 - Treasurer, WBCA Executive Committee
 2008-pres. - WBCA Board of Directors
 2009-12 - USA Basketball Women's Jr. National Comm.
 2005-07 - Associate Head Coach, Notre Dame
 1999-05 - Assistant Coach, Notre Dame

PLAYING EXPERIENCE

2002-03 - WNBA's Indiana Fever
 2000-02 - WNBA's Houston Comets
 1998-99 - WNBA's New York Liberty
 1997-98 - ABL's Portland Power
 1989-93 - University of Notre Dame

EDUCATION

Notre Dame '92, B.A. History
 Notre Dame Law School '97, Juris Doctorate

AWARDS

- ❖ 2012, 2013, 2014 Big Ten Coach of the Year
- ❖ 2012, 2013 WBCA Region 6 Coach of the Year
- ❖ 2012, 2013 WBCA National Coach of the Year Finalist
- ❖ 2011, 2013 BCA Female Coach of the Year
- ❖ 2009 Greater Flint Hall of Fame Inductee

FAMILY

Husband: Raynell Brown
 Children: Quenton (9), Rhaiyna (5)

The Lady Lions returned to the national stage in Washington's fourth year with a second-place finish in the Big Ten regular season standings, a runner-up finish in the Big Ten Tournament and a berth in the NCAA Tournament. Penn State tallied its 23rd 20-win season with a 25-10 overall record and an 11-5 mark in conference play. The Lady Lions worked their way back to the "Big Dance" for the first time since 2004-05.

Washington came to Happy Valley after eight seasons as an associate head coach and assistant coach under Muffet McGraw at Notre Dame, her alma mater. During Washington's eight years on the bench, Notre Dame amassed a 188-69 record with eight NCAA Tournament appearances, including four Sweet Sixteen runs and a National Championship in 2001.

Washington was a four-year starting point guard for Notre Dame under McGraw and was the team captain on Notre Dame's first-ever NCAA Tournament team. She was a two-time All-Midwestern Collegiate Conference (MCC) selection and led Notre Dame to three MCC Tournament titles.

The epitome of a student-athlete, Washington graduated from Notre Dame in 1992, a full year ahead of schedule, with a bachelor's degree in history. She went on to attain "Double Domer" status in 1997 after earning her Juris Doctorate from the Notre Dame Law School.

Washington juggled finishing her law degree with the start of her professional basketball career. She returned to the hardwood as a professional in 1997-98, playing for the ABL's Portland Power before spending a two-year stint with the WNBA's New York Liberty (1998-99). Washington moved to Houston for the 2000 season, where she played an instrumental role in leading the Comets to the WNBA title. Washington guided the Fever to their first-ever playoff berth and became the first player in WNBA history to lead three different teams to the postseason.

In addition to assisting with the efforts of the Pink Zone at Penn State to raise money and awareness for breast cancer, Washington created Coquese's Drive for the Women's Resource Center. Coquese's Drive for the Women's Resource Center has raised more than \$118,000 to aid in the fight against domestic violence.

Washington is currently serving on the 29-member WBCA Board of Directors, where she is the Vice President/President-Elect of the Executive Committee.





#1 Candice Agee

Jr. * C * 6-6 * Victorville, Calif./Silverado

Highlights:

- Ranks 17th in Penn State history in blocked shots (72).
- Made her first start of the season and fourth of her career versus Seton Hall (11/22).
- Reached the 200 career point plateau (at Syracuse; 12/4) and moved past the 300 career point mark (at Wisconsin; 1/6) this season.
- Grabbed her 200th career rebound at Wisconsin on Jan. 6, 2015.
- Posted her first career double-double with a career-high 11 rebounds and a career-best-tying 21 points vs. USF (12/21). Added her second double-double at Ohio State with 11 points and 11 rebounds.
- Has eight games with at least 10 points and five rebounds this season.

2014-15 Season Notes:

- Had 10 points and three rebounds vs. Northwestern (1/25), connecting on a career-high six free throws on eight attempts.
- Scored 13 points to go along with a career-high four assists and four steals vs. Indiana (1/22).
- Collected her second double-double at Ohio State (1/18) with 11 points and a career-high-tying 11 rebounds. She also added two assists and blocked four shots.
- Led the team with 13 points and pulled down eight rebounds to go along with a two assists and two blocked shots at Nebraska (1/15).
- Tallied 10 points and grabbed six rebounds, with one blocked shot and two assists, vs. Rutgers (1/10).
- Grabbed seven rebounds and scored nine points to reach the 200 career rebound and 300 career point marks at Wisconsin (1/6). She also swatted two shots and equaled a then-career-high with two steals vs. the Badgers.
- Connected on 4-of-5 field goal attempts to tally nine points at Iowa (12/28) in the Big Ten opener.
- Became the fifth Lady Lion to collect their first career double-double vs. USF (12/21) with a career-high-tying 21 points and a personal-best 11 rebounds. She also set new career marks in minutes played (33) and free throws made (5) and attempted (9).
- Contributed 19 points, tied her then-career-high with nine rebounds and blocked career-high five shots vs. Rider (12/14). She also tied her career-high with nine made field goals.
- Logged her second career 20-point game at Hartford (12/10), connecting on 8-of-13 shots from the field, and pulled down eight rebounds.
- Scored eight points on 4-of-8 shooting to reach the 200 career point mark at Syracuse (12/4) in the ACC/Big Ten Challenge. She added nine rebounds and blocked two shots vs. the Orange.
- Notched a then-career-high four blocks to go along with six points and five rebounds vs. Liberty (11/28).
- Had eight points, four rebounds and two blocks against St. Bonaventure (11/25).
- Went 9-for-15 from the field en route to a career-high 21 points with five rebounds, two blocks and two steals in just 17 minutes against Seton Hall (11/22).
- Blocked three shots and had two steals against Albany (11/16).
- Nearly posted a double-double with nine points and nine rebounds, which tied her then-career high, in the season-opening win over Towson (11/14).

Notable:

- 2012 McDonald's High School All-American.
- Competed for the United States in the FIBA U19 World Championship (July 2013) and FIBA Americas U18 Championship (August 2012).

14-15 GAME-BY-GAME

| OPPONENT | Min. | FG | 3FG | FT | O-D-R | PF | A | TO | B | S | Pts |
|---------------|------|------|-----|-----|--------|----|---|----|---|---|-----|
| TOWSON | 18 | 3-6 | 0-0 | 3-6 | 4-5-9 | 1 | 0 | 0 | 0 | 0 | 9 |
| ALBANY | 19 | 1-6 | 0-0 | 0-0 | 1-4-5 | 4 | 2 | 1 | 3 | 2 | 4 |
| SETON HALL | 17 | 9-15 | 0-0 | 3-6 | 3-2-5 | 4 | 1 | 1 | 2 | 2 | 21 |
| ST. BONA | 24 | 4-8 | 0-0 | 0-0 | 1-3-4 | 3 | 2 | 3 | 2 | 1 | 8 |
| vs. Liberty | 22 | 2-4 | 0-0 | 2-4 | 2-3-5 | 1 | 0 | 2 | 4 | 1 | 6 |
| vs. Samford | 2 | 0-1 | 0-0 | 0-0 | 0-0-0 | 0 | 0 | 1 | 0 | 0 | 0 |
| at Syracuse | 28 | 4-8 | 0-0 | 0-0 | 1-8-9 | 2 | 0 | 1 | 2 | 1 | 8 |
| WAGNER | 23 | 4-7 | 0-0 | 1-3 | 2-2-4 | 3 | 1 | 3 | 1 | 1 | 9 |
| at Hartford | 26 | 8-13 | 0-0 | 1-2 | 4-4-8 | 1 | 1 | 5 | 1 | 0 | 20 |
| RIDER | 24 | 9-13 | 0-0 | 1-2 | 6-3-9 | 3 | 1 | 2 | 5 | 1 | 19 |
| USF | 33 | 8-10 | 0-0 | 5-9 | 2-9-11 | 3 | 1 | 1 | 4 | 0 | 21 |
| at Iowa | 9 | 4-5 | 0-0 | 1-2 | 1-0-1 | 2 | 0 | 1 | 0 | 1 | 9 |
| at Michigan | 21 | 3-9 | 0-0 | 1-4 | 3-0-3 | 2 | 1 | 0 | 1 | 0 | 7 |
| ILLINOIS | 13 | 1-2 | 0-0 | 2-4 | 0-1-1 | 0 | 0 | 0 | 0 | 0 | 4 |
| at Wisconsin | 31 | 4-11 | 0-0 | 1-2 | 3-4-7 | 2 | 1 | 4 | 2 | 2 | 9 |
| RUTGERS | 29 | 5-7 | 0-0 | 0-0 | 2-4-6 | 4 | 2 | 6 | 1 | 1 | 10 |
| at Nebraska | 32 | 6-12 | 0-0 | 4-6 | 4-4-8 | 5 | 2 | 7 | 2 | 1 | 13 |
| at Ohio State | 31 | 3-6 | 0-0 | 5-8 | 3-8-11 | 4 | 2 | 3 | 4 | 1 | 11 |
| INDIANA | 32 | 6-14 | 0-0 | 1-2 | 2-4-6 | 4 | 4 | 2 | 2 | 4 | 13 |
| N'WESTERN | 27 | 2-7 | 0-0 | 6-8 | 1-2-3 | 2 | 1 | 1 | 2 | 1 | 10 |
| at Minnesota | | | | | | | | | | | |
| at Rutgers | | | | | | | | | | | |
| MARYLAND | | | | | | | | | | | |
| at Purdue | | | | | | | | | | | |
| MICHIGAN ST. | | | | | | | | | | | |
| MINNESOTA | | | | | | | | | | | |
| at Maryland | | | | | | | | | | | |
| OHIO STATE | | | | | | | | | | | |
| WISCONSIN | | | | | | | | | | | |

AGEE'S CAREER/SEASON HIGHS

| | SEASON HIGHS | CAREER HIGHS |
|---------|---|---|
| Points | 21 vs. USF (12/21/14) 21 vs. Seton Hall (11/22/14) | 21 vs. USF (12/21/14) 21 vs. Seton Hall (11/22/14) |
| Rebs. | 11 at Ohio State (1/18/15) 11 vs. USF (12/21/14) | 11 at Ohio State (1/18/15) 11 vs. USF (12/21/14) |
| Assists | 4 vs. Indiana (1/22/15) | 4 vs. Indiana (1/22/15) |
| Steals | 4 vs. Indiana (1/22/15) | 4 vs. Indiana (1/22/15) |
| Blocks | 5 vs. Rider (12/14/14) | 5 vs. Rider (12/14/14) |
| Minutes | 33 vs. USF (12/21/14) | 33 vs. USF (12/21/14) |
| FGM | 9 vs. Rider (12/14/14) 9 vs. Seton Hall (11/22/14) | 9 vs. Rider (12/14/14) 9 vs. Seton Hall (11/22/14) |
| FGA | 15 vs. Seton Hall (11/22/14) | 15 vs. Seton Hall (11/22/14) |
| 3FGM | n/a | n/a |
| 3FGA | n/a | n/a |
| FTM | 6 vs. Northwestern (1/25/15) | 6 vs. Northwestern (1/25/15) |
| FTA | 9 vs. USF (12/21/14) | 9 vs. USF (12/21/14) |

AGEE'S MISCELLANEOUS STATS


| Category | Season | Career | Last Time |
|------------------------|--------|--------|----------------------------------|
| Double Figure Scoring | 9 | 10 | 10 vs. Northwestern (1/25/15) |
| 20-point games | 3 | 3 | 21 vs. USF (12/21/14) |
| Double Figure Rebounds | 2 | 2 | 11 at Ohio State (1/18/15) |
| 5-plus Rebounds | 13 | 20 | 6 vs. Indiana (1/22/15) |
| 5-plus Assists | n/a | n/a | |
| 3-plus Blocks | 5 | 6 | 4 at Ohio State (1/18/15) |
| Double-Doubles | 2 | 2 | 11p, 11r at Ohio State (1/18/15) |

AGEE'S CAREER STATS

| Year | GP-GS | MIN | FG-A | PCT | 3FG-A | PCT | FT-A | PCT | REB | AVG | PF-O | A | TO | B | S | PTS | AVG |
|----------------|--------------|------------|----------------|-------------|------------|-------------|---------------|-------------|-------------------|------------|--------------|-----------|-----------|-----------|-----------|------------|-------------|
| 2012-13 | 26-0 | 204 | 20-54 | .370 | 0-0 | .000 | 11-20 | .550 | 17-31-48 | 1.8 | 33-0 | 2 | 13 | 13 | 4 | 51 | 2.0 |
| 2013-14 | 32-3 | 330 | 34-84 | .405 | 0-0 | .000 | 31-61 | .508 | 31-43-74 | 2.3 | 54-1 | 8 | 28 | 21 | 4 | 99 | 3.1 |
| 2014-15 | 20-16 | 461 | 86-164 | .524 | 0-0 | .000 | 37-68 | .544 | 45-70-115 | 5.8 | 50-1 | 22 | 44 | 38 | 20 | 209 | 10.5 |
| TOTAL | 78-19 | 995 | 140-302 | .464 | 0-0 | .000 | 79-149 | .530 | 93-144-237 | 3.0 | 137-2 | 32 | 85 | 72 | 28 | 359 | 4.6 |

10-Time Big Ten Champions • Two-Time Big Ten Tournament Champions • 2000 NCAA Final Four • 25 NCAA Tournament Appearances





#3 Brianna Banks

RS-Sr. * G * 5-9 * Newnan, Ga./Fayette County (Connecticut)

2014-15 Season:

- Will sit out the 2014-15 season due to NCAA Transfer Rules after transferring from Connecticut.
- Has one year of eligibility remaining.

2013-14 Season (at Connecticut):

- Started eight-straight games (November 20 - December 22).
- Dished out five assists to go with four points and three steals against UCF (2/19).
- Notched three steals to compliment four points, three assists and five rebounds at Cincinnati (2/1).
- Registered seven points three assists and three steals at UCF (1/1).
- Connected on three of her four shots from the field en route to eight points, five rebounds, four assists and three steals against UC Davis (12/5).
- Had a season-high 12 points with a career-best seven rebounds in the win over Ohio State (12/1).
- Was 4-for-5 from the field, including 3-for-3 from three-point range, on the way to 12 points against Monmouth (11/23).
- Chipped in with 10 points on 4-6 shooting in a season-high 31-minutes of action against Oregon (11/20).
- Had nine points and three rebounds at #8/7 Maryland (11/15).

2012-13 Season (at Connecticut):

- Finished sixth on the team in scoring (7.3).
- Had 12 points to go along with four rebounds at Marquette (1/12).
- Tallied 18 points on 8-of-13 shooting and pulled in six rebounds against Oakland (12/19).
- Registered 10 points and two steals against #10/10 Penn State (12/6).
- Connected on three of her four three-point attempts en route to 11 points against #9/10 Maryland (12/3).
- Had a career-high 20 points thanks to a 6-for-10 shooting night, including a 4-for-5 effort from beyond the arc, against Colgate (11/28).
- Had a balanced statistical night with 12 points, six assists, two rebounds and a steal with only one turnover in 20 minutes against Wake Forest (11/22).
- Opened the season with a perfect 5-for-5 shooting night for 10 points against Charleston (11/11).

2011-12 Season (at Connecticut):

- Shot 50.5 percent from the field.
- Hit on all three of her shots from the field en route to eight points with four assists and two steals at Marquette (2/25).
- Was 5-for-5 from the field and finished with 12 points, two rebounds and two steals against Fairfield (12/29).
- Collected 17 points via a 7-for-10 shooting effort and 3-for-3 night at the free throw line against Fairleigh Dickinson (11/25).
- Tallied 12 points thanks to a 5-for-7 shooting night against Pacific (11/15).

High School:

- Averaged 16.2 points, 5.5 rebounds, 5.1 assists and 5.0 steals per game in her final season at Fayette County High School, which ended in a State Championship.
- Honored as a 2011 McDonald's All-American and WBCA Honorable Mention All-American in addition to being named "Miss Basketball" in the state of Georgia.
- Honored as the Fayette County Player of the Year by the *Fayette County News* and selected to the All-State first team in 2011.
- Led the West Team with 17 points on 7-of-12 shooting in the 2011 McDonald's All-American Game.
- Was a second team All-State selection and the Coweta County Player of the year during her junior season.
- Rated as the No. 24 overall recruit by ESPN Hoopgurlz and the No. 15 overall prospect by the All-Star Girls Report.
- Tabbed as the No. 11 recruit nationally by Blue Star.
- Honored as a first team All-Metro selection by the *Atlanta Journal-Constitution* in 2009-10.
- Selected as the 2010 Coweta County Player of the Year by the *Times-Herald*.

BANKS' CAREER STATS

| Year | GP-GS | MIN | FG-A | PCT | 3FG-A | PCT | FT-A | PCT | REB | AVG | PF-O | A | TO | B | S | PTS | AVG |
|---------------|-------------|-------------|----------------|-------------|---------------|-------------|--------------|-------------|------------------|------------|-------------|------------|-----------|-----------|-----------|------------|------------|
| 2011-12* | 32-0 | 393 | 46-91 | .505 | 3-24 | .125 | 19-27 | .704 | 5-30-35 | 1.1 | 27-0 | 32 | 31 | 3 | 25 | 114 | 3.6 |
| 2012-13* | 21-0 | 359 | 56-117 | .479 | 18-52 | .346 | 23-33 | .697 | 6-30-36 | 1.7 | 22-0 | 35 | 22 | 4 | 25 | 153 | 7.3 |
| 2013-14* | 37-8 | 527 | 49-103 | .476 | 13-44 | .295 | 19-29 | .655 | 20-37-57 | 1.5 | 42-1 | 45 | 27 | 6 | 34 | 130 | 3.5 |
| CAREER | 90-8 | 1279 | 151-311 | .486 | 34-120 | .283 | 61-89 | .685 | 31-97-128 | 1.4 | 91-1 | 112 | 80 | 13 | 84 | 397 | 4.4 |

* - at Connecticut





#5 Sierra Moore

RS-So. * G * 5-11 * Hanover, Pa./Delone Catholic (Duke)

Highlights:

- Sat out the 2013-14 season due to NCAA Transfer Rules.
- Selected as a team tri-captain.
- Named to the Georgia State Thanksgiving Tournament All-Tournament team.
- Posted first career double-double with 14 points and a personal-best 10 rebounds against Seton Hall (11/22).
- Recorded her first career 20-point game vs. Wagner (12/7). Her 21 points helped her eclipse the 100-point mark in her Penn State career.
- Has five games with at least 14 points, five rebounds and five assists this season.

2014-15 Season Notes:

- Scored a team-high 18 points and pulled down five rebounds vs. Northwestern (1/25) and tied her career-high in field goals made (7) and field goals attempted (17).
- Nearly posted a triple-double vs. Indiana (1/22) with 15 points, eight rebounds and seven assists.
- Led the team with 16 points and five assists at Ohio State (1/18), connecting on a career-high seven field goals. She also added nine rebounds vs. the Buckeyes.
- Scored 12 points to go along with four rebounds, three assists and three steals vs. Rutgers (1/10).
- Nabbed a career-high four steals and pulled down nine rebounds to go along with five points and five assists at Wisconsin (1/6). She also added one blocked shot vs. the Badgers.
- Scored 14 points with six rebounds, five assists and two steals vs. Illinois (1/4).
- Ranked second on the team with 11 points at Michigan (1/1) and added three rebounds, two steals and tied a career-best with two blocked shots.
- Posted her second career double-double vs. USF (12/21) with 17 points and a career-high tying 10 rebounds. She also tied her career-bests in steals (2) and field goals attempted (19), while playing a career-high 41 minutes vs. the Bulls.
- Had seven points, four rebounds and tied her career-high with seven assists vs. Rider (12/14).
- Scored 10 points and handed out a game-high five assists at Hartford (12/10).
- Eclipsed the 100-point mark for her Penn State career with her first career 20-point effort vs. Wagner (12/7). Her 21 points are a career-high and she added a personal-best seven assists vs. the Seahawks.
- Poured in a team- and then-career-high 17 points for her fourth straight double-digit scoring effort vs. Samford (11/30), adding three assists and two steals against the Bulldogs.
- Scored 14 points, grabbed five rebounds and handed out four assists vs. Liberty (11/28).
- Had a game- and then-career-high 15 points via a 6-for-12 shooting performance versus St. Bonaventure (11/25).
- Tallied eight points to go along with three rebounds, three assists and a steal versus Albany (11/16).
- Filled the stats sheet with 12 points, five rebounds, four assists, two blocks and a steal in the win over Towson (11/14).
- Scored 15 of her team-best 18 points over the final 11:44 of the contest to propel the Lady Lions to an exhibition win over IUP (11/2).

Notable:

- Appeared in 25 games as a freshman at Duke.
- Garnered Gatorade Player of the Year and Associated Press Class AA Player of the Year honors in the state of Pennsylvania as a high school senior year.
- Was a McDonald's High School All-American in 2011-12.
- Holds the York-Adams Interscholastic Athletic Association (YAIAA) scoring record with 2,595 points at Delone Catholic.
- Was also a track standout, finishing in the Top 10 in the State Championships in the 200-meters (7th in 2009 and 2010) and 4x100 relay (4th in 2009).

14-15 GAME-BY-GAME

| OPPONENT | Min. | FG | 3FG | FT | O-D-R | PF | A | TO | B | S | Pts |
|---------------|------|------|-----|-------|--------|----|---|----|---|---|-----|
| TOWSON | 39 | 5-12 | 1-1 | 1-3 | 1-4-5 | 0 | 4 | 4 | 2 | 1 | 8 |
| ALBANY | 30 | 4-8 | 0-0 | 0-1 | 2-1-3 | 4 | 3 | 4 | 1 | 1 | 8 |
| SETON HALL | 37 | 5-12 | 0-0 | 4-6 | 7-3-10 | 1 | 5 | 3 | 1 | 0 | 14 |
| ST. BONA | 37 | 6-12 | 0-0 | 3-6 | 1-4-5 | 3 | 3 | 3 | 0 | 0 | 15 |
| vs. Liberty | 33 | 5-10 | 0-0 | 4-7 | 2-3-5 | 5 | 4 | 3 | 0 | 1 | 14 |
| vs. Samford | 40 | 4-10 | 1-2 | 8-10 | 1-0-1 | 5 | 3 | 3 | 0 | 2 | 17 |
| at Syracuse | 37 | 2-11 | 0-0 | 0-0 | 1-4-5 | 2 | 2 | 5 | 2 | 1 | 4 |
| WAGNER | 31 | 5-9 | 0-0 | 11-12 | 1-4-5 | 0 | 7 | 0 | 0 | 2 | 21 |
| at Hartford | 29 | 4-9 | 0-0 | 2-2 | 0-2-2 | 4 | 5 | 4 | 0 | 2 | 10 |
| RIDER | 29 | 3-11 | 0-0 | 1-2 | 0-4-4 | 0 | 7 | 1 | 1 | 0 | 7 |
| USF | 41 | 6-19 | 1-1 | 4-6 | 3-7-10 | 3 | 3 | 4 | 0 | 2 | 17 |
| at Iowa | 18 | 1-7 | 0-1 | 0-0 | 2-0-2 | 1 | 1 | 2 | 0 | 1 | 2 |
| at Michigan | 30 | 5-10 | 0-0 | 1-4 | 1-2-3 | 2 | 1 | 5 | 2 | 2 | 11 |
| ILLINOIS | 32 | 6-14 | 0-1 | 2-6 | 3-3-6 | 2 | 5 | 4 | 0 | 2 | 14 |
| at Wisconsin | 35 | 2-10 | 0-0 | 1-4 | 1-8-9 | 1 | 3 | 5 | 1 | 4 | 5 |
| RUTGERS | 38 | 4-13 | 0-1 | 4-5 | 2-2-4 | 1 | 3 | 7 | 1 | 3 | 12 |
| at Nebraska | 29 | 4-10 | 0-0 | 1-2 | 0-3-3 | 3 | 0 | 4 | 0 | 2 | 9 |
| at Ohio State | 40 | 7-15 | 0-1 | 2-5 | 3-6-9 | 4 | 5 | 8 | 1 | 1 | 16 |
| INDIANA | 35 | 5-12 | 0-0 | 5-6 | 7-1-8 | 3 | 7 | 2 | 0 | 1 | 15 |
| N'WESTERN | 37 | 7-19 | 0-1 | 4-6 | 1-4-5 | 1 | 3 | 4 | 1 | 1 | 18 |
| at Minnesota | | | | | | | | | | | |
| at Rutgers | | | | | | | | | | | |
| MARYLAND | | | | | | | | | | | |
| at Purdue | | | | | | | | | | | |
| MICHIGAN ST. | | | | | | | | | | | |
| MINNESOTA | | | | | | | | | | | |
| at Maryland | | | | | | | | | | | |
| OHIO STATE | | | | | | | | | | | |
| WISCONSIN | | | | | | | | | | | |

MOORE'S CAREER/SEASON HIGHS

| | SEASON HIGHS | CAREER HIGHS |
|---------|---|---|
| Points | 21 vs. Wagner (12/7/14) | 21 vs. Wagner (12/7/14) |
| Rebs. | 10 vs. USF (12/21/14) 10 vs. Seton Hall (11/22/14) | 10 vs. USF (12/21/14) 10 vs. Seton Hall (11/22/14) |
| Assists | 7 (3x) last vs. Indiana (1/22/15) | vs. Indiana (1/22/15) |
| Steals | 4 at Wisconsin (1/6/15) | 4 at Wisconsin (1/6/15) |
| Blocks | 2 (3x) last at Michigan (1/1/15) | 2 (3x) last at Michigan (1/1/15) |
| Minutes | 41 vs. USF (12/21/14) | 41 vs. USF (12/21/14) |
| FGM | 7 vs. Northwestern (1/25/15) 7 at Ohio State (1/18/15) | 7 vs. Northwestern (1/25/15) 7 at Ohio State (1/18/15) |
| FGA | 19 vs. Northwestern (1/25/15) 19 vs. USF (12/21/14) | 19 vs. Northwestern (1/25/15) 19 vs. USF (12/21/14) |
| 3FGM | 1 (3x) last vs. USF (12/21/14) | 1 (3x) last vs. USF (12/21/14) |
| 3FGA | 2 vs. Samford (11/30/14) | 2 vs. Samford (11/30/14) |
| FTM | 11 vs. Wagner (12/7/14) | 11 vs. Wagner (12/7/14) |
| FTA | 12 vs. Wagner (12/7/14) | 12 vs. Wagner (12/7/14) |

MOORE'S MISCELLANEOUS STATS

| Category | Season | Career | Last Time |
|------------------------|--------|--------|-------------------------------|
| Double Figure Scoring | 14 | 15 | 18 vs. Northwestern (1/25/15) |
| 20-point games | 1 | 1 | 21 vs. Wagner (12/7/14) |
| Double Figure Rebounds | 2 | 2 | 10 vs. USF (12/21/14) |
| 5-plus Rebounds | 12 | 13 | 5 vs. Northwestern (1/25/15) |
| 5-plus Assists | 8 | 8 | 7 vs. Indiana (1/22/15) |
| 3-plus Steals | 2 | 3 | 2 vs. Rutgers (1/10/15) |
| Double-Doubles | 2 | 2 | 17p, 10r vs. USF (12/21/14) |


MOORE'S CAREER STATS

| Year | GP-GS | MIN | FG-A | PCT | 3FG-A | PCT | FT-A | PCT | REB | AVG | PF-O | A | TO | B | S | PTS | AVG |
|--------------|--------------|------------|----------------|-------------|------------|-------------|---------------|-------------|------------------|------------|-------------|-----------|-----------|-----------|-----------|------------|-------------|
| 2012-13* | 25-0 | 194 | 26-58 | .448 | 0-0 | .000 | 11-22 | .500 | 11-13-24 | 1.0 | 21-0 | 12 | 6 | 2 | 11 | 63 | 2.5 |
| 2014-15 | 20-20 | 677 | 90-233 | .386 | 3-9 | .333 | 58-93 | .624 | 39-65-104 | 5.2 | 45-2 | 74 | 75 | 13 | 29 | 241 | 12.1 |
| PSU | 20-20 | 677 | 90-233 | .386 | 3-9 | .333 | 58-93 | .624 | 39-65-104 | 5.2 | 45-2 | 74 | 75 | 13 | 29 | 241 | 12.1 |
| TOTAL | 45-20 | 871 | 116-291 | .399 | 3-9 | .333 | 69-115 | .600 | 50-78-128 | 2.8 | 66-2 | 86 | 81 | 15 | 40 | 304 | 6.8 |

* - at Duke

10-Time Big Ten Champions • Two-Time Big Ten Tournament Champions • 2000 NCAA Final Four • 25 NCAA Tournament Appearances





#10 Keke Sevillian

So. * G * 5-7 * Goodrich, Mich./Goodrich

Highlights:

- Made first career start against Seton Hall (11/22).

2014-15 Season Notes:

- Tied a career-high with three made field goals on her way to seven points vs. Northwestern. Also blocked one shot and had two steals.
- Scored eight points on 3-of-7 shooting from the field and 2-of-2 from the free throw line at Ohio State (1/18).
- Tied her career-high with nine points, including a career-best-tying two three pointers, at Nebraska (1/15).
- Equaled her season-high with three steals and added one assist, two rebounds and two points at Wisconsin (1/6) in her third straight start.
- Tied her career-high with 36 minutes in her second straight start vs. Illinois (1/4), scoring four points with three rebounds.
- Made her second career start at Michigan (1/1).
- Had four points, four rebounds and two steals in the Big Ten opener at Iowa (12/28).
- Came off the bench to provide two assists, one steal, one blocked shot and two points vs. USF (12/21).
- Tallied a career-high nine points on 3-of-3 shooting from the field and a career-best three free throws made. Also tied her career-best with four rebounds vs. the Broncos.
- Converted her only field goal attempt, a three pointer, at Hartford (12/10).
- Nabbed a season-high three steals in a career-best 27 minutes of action and added four assists and four points vs. Wagner (12/7).
- Blocked her first career shot and grabbed a career-high three rebounds vs. Syracuse (12/4) in the ACC/Big Ten Challenge.
- Knocked down a pair of three-pointers and dished out a career-high five assists in the season-opener against Towson (11/14).
- Tallied four points, four rebounds, three assists and three steals in the exhibition win over IUP (11/2).

Notable:

- Led Goodrich High School in Michigan to its first-ever Class B State Championship in 2011-12 with a perfect 28-0 record.
- Holds the Goodrich High School record in the 300-meter hurdles and 200-meter dash and finished second in the state championships in the 300-meters hurdles her freshman and sophomore seasons.
- Father, Clarence, was a wide receiver for the Vanderbilt football team from 1989-92 and ranks in the school's Top 10 in career receiving yards.
- Aunt, Nicole Hendrix, played basketball at Stanford from 1991-94, winning a National Championship in 1992.

14-15 GAME-BY-GAME

| OPPONENT | Min. | FG | 3FG | FT | O-D-R | PF | A | TO | B | S | Pts |
|---------------|------|-----|-----|-----|-------|----|---|----|---|---|-----|
| TOWSON | 19 | 2-6 | 2-5 | 0-1 | 0-1-1 | 2 | 5 | 0 | 0 | 0 | 6 |
| ALBANY | 13 | 0-5 | 0-3 | 0-0 | 0-0-0 | 4 | 1 | 1 | 0 | 2 | 0 |
| SETON HALL | 14 | 0-5 | 0-2 | 1-2 | 0-0-0 | 2 | 1 | 2 | 0 | 1 | 1 |
| ST. BONA | 10 | 0-4 | 0-0 | 0-0 | 0-0-0 | 0 | 1 | 1 | 0 | 1 | 0 |
| vs. Liberty | 7 | 0-0 | 0-0 | 0-0 | 0-0-0 | 4 | 1 | 0 | 0 | 1 | 0 |
| vs. Samford | 9 | 0-1 | 0-0 | 0-0 | 0-0-0 | 2 | 1 | 2 | 0 | 0 | 0 |
| at Syracuse | 21 | 1-3 | 1-1 | 0-0 | 2-2-4 | 0 | 0 | 1 | 1 | 1 | 3 |
| WAGNER | 27 | 2-6 | 0-2 | 0-2 | 2-1-3 | 1 | 4 | 1 | 0 | 3 | 4 |
| at Hartford | 13 | 1-1 | 1-1 | 0-0 | 1-0-1 | 3 | 0 | 0 | 0 | 0 | 3 |
| RIDER | 27 | 3-3 | 0-0 | 3-7 | 1-3-4 | 2 | 4 | 2 | 0 | 3 | 9 |
| USF | 20 | 1-4 | 0-1 | 0-1 | 1-1-2 | 2 | 2 | 1 | 1 | 1 | 2 |
| at Iowa | 36 | 1-2 | 0-0 | 2-2 | 0-4-4 | 1 | 1 | 1 | 0 | 2 | 4 |
| at Michigan | 22 | 0-1 | 0-1 | 0-0 | 0-2-2 | 4 | 1 | 2 | 0 | 1 | 0 |
| ILLINOIS | 36 | 2-3 | 0-1 | 0-0 | 1-2-3 | 3 | 1 | 2 | 0 | 1 | 4 |
| at Wisconsin | 23 | 1-1 | 0-0 | 0-0 | 1-1-2 | 2 | 0 | 1 | 0 | 3 | 2 |
| RUTGERS | 12 | 0-2 | 0-1 | 0-0 | 0-1-1 | 0 | 1 | 2 | 1 | 1 | 0 |
| at Nebraska | 20 | 3-4 | 2-3 | 1-3 | 1-0-1 | 1 | 1 | 2 | 0 | 0 | 9 |
| at Ohio State | 30 | 3-7 | 0-2 | 2-2 | 1-0-1 | 2 | 0 | 2 | 0 | 1 | 8 |
| INDIANA | 16 | 0-2 | 0-1 | 0-0 | 0-0-0 | 2 | 0 | 1 | 0 | 0 | 0 |
| N'WESTERN | 20 | 3-5 | 1-2 | 0-0 | 0-1-1 | 4 | 0 | 0 | 1 | 2 | 7 |
| at Minnesota | | | | | | | | | | | |
| at Rutgers | | | | | | | | | | | |
| MARYLAND | | | | | | | | | | | |
| at Purdue | | | | | | | | | | | |
| MICHIGAN ST. | | | | | | | | | | | |
| MINNESOTA | | | | | | | | | | | |
| at Maryland | | | | | | | | | | | |
| OHIO STATE | | | | | | | | | | | |
| WISCONSIN | | | | | | | | | | | |

SEVILLIAN'S CAREER/SEASON HIGHS

| | SEASON HIGHS | CAREER HIGHS |
|---------|--|--|
| Points | 9 at Nebraska (1/15/15) 9 vs. Rider (12/14/14) | 9 at Nebraska (1/15/15) 9 vs. Rider (12/14/14) |
| Rebs. | 4 (3x) last at Iowa (12/28) | 4 (3x) last at Iowa (12/28) |
| Assists | 5 vs. Towson (11/14/14) | 5 vs. Towson (11/14/14) |
| Steals | 3 (3x) last at Wisconsin (1/6/15) | 4 vs. St. Francis (Pa.) (11/8/13) |
| Blocks | 1 (4x) last vs. Northwestern (1/25/15) | 1 (4x) last vs. Northwestern (1/25/15) |
| Minutes | 36 vs. Illinois (1/4/15) 36 at Iowa (12/28/14) | 36 vs. Illinois (1/4/15) 36 at Iowa (12/28/14) |
| FGM | 3 (4x) last vs. Northwestern (1/25/15) | 3 (4x) last vs. Northwestern (1/25/15) |
| FGA | 7 at Ohio State (1/18/15) | 7 at Ohio State (1/18/15) |
| 3FGM | 2 at Nebraska (1/15/15) 2 vs. Towson (11/14/14) | 2 at Nebraska (1/15/15) 2 vs. Towson (11/14/14) |
| 3FGA | 5 vs. Towson (11/14/14) | 5 vs. Towson (11/14/14) |
| FTM | 3 vs. Rider (12/14/14) | 4 vs. St. Francis (Pa.) (11/8/13) |
| FTA | 7 vs. Rider (12/14/14) | 7 vs. Rider (12/14/14) |

SEVILLIAN'S MISCELLANEOUS STATS

| Category | Season | Career | Last Time |
|------------------------|--------|--------|-------------------------|
| Double Figure Scoring | n/a | n/a | |
| 20-point games | n/a | n/a | |
| Double Figure Rebounds | n/a | n/a | |
| 5-plus Rebounds | n/a | n/a | |
| 5-plus Assists | 1 | 1 | 5 vs. Towson (11/14) |
| 3-plus Steals | 3 | 4 | 3 at Wisconsin (1/6/15) |
| Double-Doubles | n/a | n/a | |

SEVILLIAN'S CAREER STATS

| Year | GP-GS | MIN | FG-A | PCT | 3FG-A | PCT | FT-A | PCT | REB | AVG | PF-O | A | TO | B | S | PTS | AVG |
|--------------|-------------|------------|--------------|-------------|--------------|-------------|--------------|-------------|-----------------|------------|-------------|-----------|-----------|----------|-----------|-----------|------------|
| 2013-14 | 22-0 | 120 | 8-28 | .286 | 4-13 | .308 | 11-13 | .846 | 1-11-12 | 0.5 | 19-0 | 5 | 15 | 0 | 8 | 31 | 1.4 |
| 2014-15 | 20-9 | 395 | 23-65 | .354 | 7-26 | .269 | 9-20 | .450 | 11-19-30 | 1.5 | 41-0 | 25 | 24 | 4 | 24 | 62 | 3.1 |
| TOTAL | 42-9 | 515 | 31-93 | .333 | 11-39 | .282 | 20-33 | .606 | 12-30-42 | 1.0 | 60-0 | 30 | 39 | 4 | 32 | 93 | 2.2 |





#11 Alex Harris

So. * F * 6-3 * Lorain, Ohio/Lorain

Highlights:

- ♦ Made her first career start at Michigan (1/1).
- ♦ Posted her first career double-double with a career-high 11 points to go along with 10 rebounds vs. Northwestern (1/25).

2014-15 Season Notes:

- ♦ Posted her first career double-double with a career-high 11 points to go along with 10 rebounds vs. Northwestern (1/25). She connected on a career-high 5-of-7 shots from the field and added one assist, one steal and one blocked shot.
- ♦ Grabbed six rebounds off the bench at Ohio State (1/18).
- ♦ Scored five points on 2-of-2 shooting from the field, going 1-of-1 from the free throw line, with two rebounds in seven minutes vs. Illinois (1/4).
- ♦ Tied her career-high with 11 rebounds in the Big Ten opener at Iowa (12/28) and added four points.
- ♦ Made her season debut vs. USF (12/21), setting career-highs for minutes played (31), free throws made (3) and attempted (8). She set a then-career-high with nine points and also tied her career-best marks in blocked shots (3) and assists (2).

Notable:

- ♦ Appeared in 29 contests as a freshman.
- ♦ Had three double-digit rebounding performances as a freshman and 10 outings with five or more rebounds.
- ♦ Collegiate Girls Basketball Report and All-Star Girls Report both rated her as the 49th-ranked recruit.
- ♦ Named 2012-13 Division 1 Lorain County Player of the Year.

14-15 GAME-BY-GAME

| OPPONENT | Min. | FG | 3FG | FT | O-D-R | PF | A | TO | B | S | Pts |
|---------------|------|-----|-----|-----|--------|----|---|----|---|---|-----|
| TOWSON | DNP | | | | | | | | | | |
| ALBANY | DNP | | | | | | | | | | |
| SETON HALL | DNP | | | | | | | | | | |
| ST. BONA | DNP | | | | | | | | | | |
| vs. Liberty | DNP | | | | | | | | | | |
| vs. Samford | DNP | | | | | | | | | | |
| at Syracuse | DNP | | | | | | | | | | |
| WAGNER | DNP | | | | | | | | | | |
| at Hartford | DNP | | | | | | | | | | |
| RIDER | DNP | | | | | | | | | | |
| USF | 31 | 3-5 | 0-0 | 3-8 | 5-3-8 | 3 | 2 | 1 | 3 | 0 | 9 |
| at Iowa | 18 | 2-5 | 0-0 | 0-0 | 7-4-11 | 3 | 1 | 5 | 0 | 1 | 4 |
| at Michigan | 12 | 0-0 | 0-0 | 0-0 | 0-0-0 | 0 | 0 | 0 | 2 | 0 | 0 |
| ILLINOIS | 7 | 2-2 | 0-0 | 1-1 | 1-1-2 | 2 | 0 | 0 | 0 | 0 | 5 |
| at Wisconsin | 15 | 1-4 | 0-0 | 0-0 | 5-2-7 | 3 | 1 | 0 | 0 | 0 | 2 |
| RUTGERS | 12 | 1-3 | 0-0 | 0-0 | 0-2-2 | 1 | 0 | 1 | 0 | 1 | 2 |
| at Nebraska | 7 | 1-2 | 0-0 | 0-2 | 1-3-4 | 0 | 1 | 0 | 0 | 0 | 2 |
| at Ohio State | 12 | 0-1 | 0-0 | 0-0 | 1-5-6 | 2 | 0 | 0 | 0 | 0 | 0 |
| INDIANA | DNP | | | | | | | | | | |
| N'WESTERN | 19 | 5-7 | 0-0 | 1-3 | 4-6-10 | 4 | 1 | 1 | 1 | 1 | 11 |
| at Minnesota | | | | | | | | | | | |
| at Rutgers | | | | | | | | | | | |
| MARYLAND | | | | | | | | | | | |
| at Purdue | | | | | | | | | | | |
| MICHIGAN ST. | | | | | | | | | | | |
| MINNESOTA | | | | | | | | | | | |
| at Maryland | | | | | | | | | | | |
| OHIO STATE | | | | | | | | | | | |
| WISCONSIN | | | | | | | | | | | |

| HARRIS' CAREER/SEASON HIGHS | | | |
|-----------------------------|--|--|--|
| | SEASON HIGHS | CAREER HIGHS | |
| Points | 11 vs. Northwestern (1/25/15) | 11 vs. Northwestern (1/25/15) | |
| Rebs. | 11 at Iowa (12/28/14) | 11 (3x) las at Iowa (12/28/14) | |
| Assists | 2 vs. USF (12/21/14) | 2 vs. USF (12/21/14) | |
| | | 2 vs. Illinois State (11/30/13) | |
| Steals | 1 (3x) last vs. Northwestern (1/25/15) | 1 (9x) last vs. Northwestern (1/25/15) | |
| Blocks | 3 vs. USF (12/21/14) | 3 (3x) last vs. USF (12/21/14) | |
| Minutes | 31 vs. USF (12/21/14) | 31 vs. USF (12/21/14) | |
| FGM | 5 vs. Northwestern (1/25/15) | 5 vs. Northwestern (1/25/15) | |
| FGA | 7 vs. Northwestern (1/25/15) | 7 vs. Northwestern (1/25/15) | |
| 3FGM | n/a | n/a | |
| 3FGA | n/a | n/a | |
| FTM | 3 vs. USF (12/21/14) | 3 vs. USF (12/21/14) | |
| FTA | 8 vs. USF (12/21/14) | 8 vs. USF (12/21/14) | |

| HARRIS' MISCELLANEOUS STATS | | | |
|-----------------------------|--------|--------|-------------------------------------|
| Category | Season | Career | Last Time |
| Double Figure Scoring | 1 | 1 | 11 vs. Northwestern (1/25/15) |
| 20-point games | n/a | n/a | |
| Double Figure Rebounds | 1 | 4 | 10 vs. Northwestern (1/25/15) |
| 5-plus Rebounds | 4 | 14 | 10 vs. Northwestern (1/25/15) |
| 5-plus Blocks | n/a | n/a | |
| 3-plus Blocks | 1 | 2 | 3 vs. USF (12/21/14) |
| Double-Doubles | 1 | 1 | 11p, 10r vs. Northwestern (1/25/15) |

| HARRIS' CAREER STATS | | | | | | | | | | | | | | | | | |
|----------------------|-------------|------------|--------------|-------------|------------|-------------|--------------|-------------|------------------|------------|-------------|-----------|-----------|-----------|----------|-----------|------------|
| Year | GP-GS | MIN | FG-A | PCT | 3FG-A | PCT | FT-A | PCT | REB | AVG | PF-O | A | TO | B | S | PTS | AVG |
| 2013-14 | 29-0 | 256 | 20-50 | .400 | 0-0 | .000 | 17-34 | .500 | 39-57-96 | 3.3 | 33-0 | 5 | 19 | 15 | 6 | 57 | 2.0 |
| 2014-15 | 9-1 | 133 | 15-29 | .517 | 0-0 | .000 | 5-14 | .357 | 24-26-50 | 5.6 | 18-0 | 6 | 8 | 6 | 3 | 35 | 3.9 |
| TOTAL | 38-1 | 389 | 35-79 | .443 | 0-0 | .000 | 22-48 | .458 | 63-83-146 | 3.8 | 51-0 | 11 | 27 | 21 | 9 | 92 | 2.4 |





#12 Lindsey Spann

RS-Fr. * G * 5-6 * Laurel, Md./Good Counsel

Highlights:

- Named Dec. 30 Big Ten Freshman of the Week.
- Selected as a team tri-captain.
- Reached double-figure in scoring in each of her first eight career games, a feat not accomplished by Penn State's top two career scoring leaders, Kelly Mazzante and Maggie Lucas.

- Reached the 100 career point plateau in just her eighth career game (Wagner, 12/7) and moved past the 200 career point mark in her 13th career contest (at Michigan; 1/1).

2014-15 Season Notes:

- Scored nine points and grabbed four rebounds off the bench vs. Northwestern (1/25).
- Notched her 16th double-figure scoring game with 11 points vs. Indiana off the bench.
- Poured in 18 points with two rebounds and two assists vs. Rutgers (1/10).
- Scored a team-high 13 points and added four rebounds, three assists and two steals at Wisconsin (1/6).
- Paced the team with 20 points and added four assists and a career-high six rebounds vs. Illinois (1/4).
- Led the team with 15 points at Michigan (1/1), making 6-of-12 shots from the field.
- Notched her third straight 20-point game in the Big Ten opener at Iowa (12/28), and added five rebounds and four assists. She netted a career-high four three pointers and six free throws vs. the Hawkeyes.
- Poured in a career-high 28 points vs. USF (12/14), tying her career-high with 11 made field goals and adding a career-best five made three throws.
- Filled the stat sheet vs. Rider (12/14), posting her second career 20-point game with a then-career-high 23 tallies on a career-best 11 made field goals. Also added five rebounds and five assists.
- Scored five points, snapping her streak of eight straight games in double figure to start her career, and handed out four assists at Hartford (12/10).
- Tallied a then-career-best 22 points for her eighth straight double-figure scoring game vs. Wagner (12/7), pushing her over the 100 career point mark. She set a then-career-best with eight made field goals, while tying her then-personal-high with five rebounds.
- Netted 11 points at Syracuse (12/4) in the ACC/Big Ten Challenge, adding three assists and three rebounds.
- Reached double figures with 10 points vs. Samford (11/30), adding five assists and three steals in 41 minutes of action in the overtime loss.
- Scored a team-best and tied her then-career-high with 17 points and seven field goals vs. Liberty (11/28), to go along with three assists and two steals.
- Reached double figures with 13 points to go along with five assists and two steals against St. Bonaventure (11/25).
- Chipped in 12 points and three steals against Seton Hall (11/22).
- Led the Lady Lions in scoring for the second straight game with 14 points against Albany (11/16), marking the first time a freshman has been the team's leading scorer in two straight games since Maggie Lucas did so vs. Minnesota (1/13/11) and vs. Illinois (1/16/11).
- Went 7-for-14 from the field for a team-high 17 points in her collegiate debut against Towson (11/14). Also tallied five rebounds and four assists against the Tigers.
- Recorded 14 points and dished out four assists in the exhibition win over IUP (11/2).

Notable:

- Missed the 2013-14 season after tearing her right ACL.
- Ranked as the 22nd-best player by Collegiate Girls Basketball Report and 88th-rated player by Blue Star Basketball.
- Guided Good Counsel to a 25-5 overall record and 16-3 mark in league play.
- Participated in USA Basketball's U16 Trials in May 2011.

14-15 GAME-BY-GAME

| OPPONENT | Min. | FG | 3FG | FT | O-D-R | PF | A | TO | B | S | Pts |
|---------------|---------------|-------|-----|-----|-------|----|---|----|---|---|-----|
| TOWSON | 32 | 7-14 | 0-2 | 3-4 | 0-5-5 | 2 | 4 | 4 | 0 | 0 | 17 |
| ALBANY | 31 | 6-12 | 1-3 | 1-2 | 0-1-1 | 3 | 4 | 3 | 0 | 0 | 14 |
| SETON HALL | 27 | 4-10 | 2-4 | 2-2 | 0-2-2 | 5 | 1 | 5 | 0 | 3 | 12 |
| ST. BONA | 34 | 4-14 | 2-6 | 3-4 | 1-1-2 | 3 | 5 | 1 | 0 | 2 | 13 |
| vs. Liberty | 37 | 7-21 | 0-7 | 3-3 | 0-0-0 | 3 | 3 | 7 | 0 | 2 | 17 |
| at Samford | 41 | 3-13 | 0-2 | 4-6 | 1-1-2 | 4 | 5 | 4 | 0 | 3 | 10 |
| at Syracuse | 29 | 4-11 | 1-4 | 2-4 | 0-3-3 | 1 | 3 | 6 | 0 | 0 | 11 |
| WAGNER | 30 | 8-15 | 2-5 | 4-4 | 2-3-5 | 3 | 4 | 2 | 0 | 2 | 22 |
| at Hartford | 31 | 1-6 | 0-1 | 3-4 | 0-4-4 | 3 | 4 | 2 | 0 | 1 | 5 |
| RIDER | 35 | 11-20 | 1-4 | 0-2 | 0-5-5 | 2 | 5 | 2 | 0 | 2 | 23 |
| USF | 41 | 11-22 | 1-3 | 5-9 | 0-3-3 | 5 | 3 | 1 | 0 | 1 | 28 |
| at Iowa | 39 | 6-21 | 4-9 | 6-8 | 1-4-5 | 3 | 4 | 5 | 0 | 1 | 22 |
| at Michigan | 28 | 6-12 | 1-3 | 2-4 | 0-2-2 | 4 | 1 | 7 | 0 | 1 | 15 |
| ILLINOIS | 39 | 8-19 | 2-6 | 2-2 | 1-5-6 | 2 | 4 | 3 | 0 | 2 | 20 |
| at Wisconsin | 35 | 5-16 | 1-5 | 2-2 | 0-4-4 | 2 | 3 | 5 | 0 | 2 | 13 |
| RUTGERS | 31 | 6-14 | 2-3 | 4-4 | 0-2-2 | 2 | 2 | 11 | 0 | 0 | 18 |
| at Nebraska | 19 | 0-3 | 0-2 | 0-0 | 0-2-2 | 0 | 1 | 2 | 0 | 0 | 0 |
| at Ohio State | DNP - illness | | | | | | | | | | |
| INDIANA | 23 | 5-15 | 1-5 | 0-0 | 0-0-0 | 4 | 3 | 2 | 0 | 0 | 11 |
| N'WESTERN | 23 | 3-7 | 1-2 | 2-2 | 0-4-4 | 2 | 0 | 5 | 0 | 0 | 9 |
| at Minnesota | | | | | | | | | | | |
| at Rutgers | | | | | | | | | | | |
| MARYLAND | | | | | | | | | | | |
| at Purdue | | | | | | | | | | | |
| MICHIGAN ST. | | | | | | | | | | | |
| MINNESOTA | | | | | | | | | | | |
| at Maryland | | | | | | | | | | | |
| OHIO STATE | | | | | | | | | | | |
| WISCONSIN | | | | | | | | | | | |

SPANN'S CAREER/SEASON HIGHS

| | SEASON HIGHS | CAREER HIGHS |
|---------|---|---|
| Points | 28 vs. USF (12/21/14) | 28 vs. USF (12/21/14) |
| Rebs. | 6 vs. Illinois (1/1/15) | 6 vs. Illinois (1/1/15) |
| Assists | 5 (3x) last vs. Rider (12/14/14) | 5 (3x) last vs. Rider (12/14/14) |
| Steals | 3 vs. Samford (11/30/14) 3 vs. Seton Hall (11/22/14) | 3 vs. Samford (11/30/14) 3 vs. Seton Hall (11/22/14) |
| Blocks | n/a | n/a |
| Minutes | 41 vs. USF (12/21/14) 41 vs. Samford (11/30/14) | 41 vs. USF (12/21/14) 41 vs. Samford (11/30/14) |
| FGM | 11 vs. USF (12/21/14) 11 vs. Rider (12/14/14) | 11 vs. USF (12/21/14) 11 vs. Rider (12/14/14) |
| FGA | 22 vs. USF (12/21/14) | 22 vs. USF (12/21/14) |
| 3FGM | 4 at Iowa (12/28/14) | 4 at Iowa (12/28/14) |
| 3FGA | 9 at Iowa (12/28/14) | 9 at Iowa (12/28/14) |
| FTM | 6 at Iowa (12/28/14) | 6 at Iowa (12/28/14) |
| FTA | 9 vs. USF (12/21/14) | 9 vs. USF (12/21/14) |

SPANN'S MISCELLANEOUS STATS

| Category | Season | Career | Last Time |
|------------------------|--------|--------|--------------------------|
| Double Figure Scoring | 16 | 16 | 11 vs. Indiana (1/22/15) |
| 20-point games | 5 | 5 | 20 vs. Illinois (1/1/15) |
| Double Figure Rebounds | n/a | n/a | |
| 5-plus Rebounds | 5 | 5 | 6 vs. Illinois (1/1/15) |
| 5-plus Assists | 3 | 3 | 5 vs. Rider (12/14/14) |
| 3-plus Steals | 2 | 2 | 3 vs. Samford (11/30/14) |
| Double-Doubles | n/a | n/a | |

SPANN'S CAREER STATS

| Year | GP-GS | MIN | FG-A | PCT | 3FG-A | PCT | FT-A | PCT | REB | AVG | PF-O | A | TO | B | S | PTS | AVG |
|--------------|--------------|------------|----------------|-------------|--------------|-------------|--------------|-------------|----------------|------------|-------------|-----------|-----------|----------|-----------|------------|-------------|
| 2014-15 | 19-17 | 605 | 105-265 | .396 | 22-76 | .289 | 48-66 | .727 | 6-51-57 | 3.0 | 53-2 | 59 | 77 | 0 | 22 | 280 | 14.7 |
| TOTAL | 19-17 | 605 | 105-265 | .396 | 22-76 | .289 | 48-66 | .727 | 6-51-57 | 3.0 | 53-2 | 59 | 77 | 0 | 22 | 280 | 14.7 |





#14 Dominique Brooks

Jr. * C * 6-4 * Lansing, Ill./T.F. South (Trinity Valley C.C.)

2014-15 Season Notes:

- ♦ Converted on an old-fashioned three-point play at Michigan (1/1).
- ♦ Made her only field goal attempt vs. Rider (12/14).
- ♦ Scored a career-best four points and recorded her first career blocked shot vs. Wagner (12/7).
- ♦ Pulled down her first rebound as a Lady Lion vs. Syracuse (12/4) in the ACC/Big Ten Challenge.
- ♦ Connected on her lone field goal attempt vs. Liberty (11/28).
- ♦ Hit a pair of free throws in her Penn State debut in the win over Towson (11/14)
- ♦ Had four rebounds and a blocked shot in the exhibition win against IUP (11/2).

Notable:

- ♦ Won two NJCAA National Championships while at Trinity Valley Community College.
- ♦ Participated in USA Basketball U18 Trials in 2012

14-15 GAME-BY-GAME

| OPPONENT | Min. | FG | 3FG | FT | O-D-R | PF | A | TO | B | S | Pts |
|---------------|------|-----|-----|-----|-------|----|---|----|---|---|-----|
| TOWSON | 3 | 0-0 | 0-0 | 2-2 | 0-0-0 | 1 | 0 | 0 | 0 | 0 | 2 |
| ALBANY | 2 | 0-0 | 0-0 | 0-0 | 0-0-0 | 1 | 0 | 1 | 0 | 0 | 0 |
| SETON HALL | 3 | 0-0 | 0-0 | 0-0 | 0-0-0 | 2 | 0 | 0 | 0 | 0 | 0 |
| ST. BONA | 1 | 0-0 | 0-0 | 0-0 | 0-0-0 | 0 | 0 | 1 | 0 | 0 | 0 |
| vs. Liberty | 2 | 1-1 | 0-0 | 0-0 | 0-0-0 | 0 | 0 | 0 | 0 | 0 | 2 |
| vs. Samford | DNP | | | | | | | | | | |
| at Syracuse | 3 | 0-0 | 0-0 | 0-0 | 0-1-1 | 1 | 0 | 1 | 0 | 0 | 0 |
| WAGNER | 9 | 1-3 | 0-0 | 2-2 | 0-0-0 | 1 | 0 | 0 | 1 | 0 | 4 |
| at Hartford | DNP | | | | | | | | | | |
| RIDER | 6 | 1-1 | 0-0 | 0-0 | 0-0-0 | 1 | 0 | 1 | 0 | 0 | 2 |
| USF | DNP | | | | | | | | | | |
| at Iowa | 1 | 0-0 | 0-0 | 0-0 | 0-0-0 | 0 | 0 | 0 | 0 | 0 | 0 |
| at Michigan | 2 | 1-1 | 0-0 | 1-1 | 0-0-0 | 0 | 0 | 0 | 0 | 0 | 3 |
| ILLINOIS | DNP | | | | | | | | | | |
| at Wisconsin | 2 | 0-0 | 0-0 | 0-0 | 0-0-0 | 0 | 0 | 1 | 0 | 0 | 0 |
| RUTGERS | DNP | | | | | | | | | | |
| at Nebraska | DNP | | | | | | | | | | |
| at Ohio State | DNP | | | | | | | | | | |
| INDIANA | DNP | | | | | | | | | | |
| N'WESTERN | DNP | | | | | | | | | | |
| at Minnesota | | | | | | | | | | | |
| at Rutgers | | | | | | | | | | | |
| MARYLAND | | | | | | | | | | | |
| at Purdue | | | | | | | | | | | |
| MICHIGAN ST. | | | | | | | | | | | |
| MINNESOTA | | | | | | | | | | | |
| at Maryland | | | | | | | | | | | |
| OHIO STATE | | | | | | | | | | | |
| WISCONSIN | | | | | | | | | | | |

BROOKS' CAREER/SEASON HIGHS

| | SEASON HIGHS | CAREER HIGHS |
|---------|---|---|
| Points | 4 vs. Wagner (12/7/14) | 4 vs. Wagner (12/7/14) |
| Rebs. | 1 at Syracuse (12/4/14) | 1 at Syracuse (12/4/14) |
| Assists | n/a | n/a |
| Steals | n/a | n/a |
| Blocks | 1 vs. Wagner (12/7/14) | 1 vs. Wagner (12/7/14) |
| Minutes | 9 vs. Wagner (12/7/14) | 9 vs. Wagner (12/7/14) |
| FGM | 1 (3x) last vs. Rider (12/14/14) | 1 (3x) last vs. Rider (12/14/14) |
| FGA | 3 vs. Wagner (12/7/14) | 3 vs. Wagner (12/7/14) |
| 3FGM | n/a | n/a |
| 3FGA | n/a | n/a |
| FTM | 2 vs. Wagner (12/7/14) 2 vs. Towson (11/14/14) | 2 vs. Wagner (12/7/14) 2 vs. Towson (11/14/14) |
| FTA | 2 vs. Wagner (12/7/14) 2 vs. Towson (11/14/14) | 2 vs. Wagner (12/7/14) 2 vs. Towson (11/14/14) |

BROOKS' MISCELLANEOUS STATS

| Category | Season | Career | Last Time |
|------------------------|--------|--------|-----------|
| Double Figure Scoring | n/a | n/a | |
| 20-point games | n/a | n/a | |
| Double Figure Rebounds | n/a | n/a | |
| 5-plus Rebounds | n/a | n/a | |
| 5-plus Assists | n/a | n/a | |
| 3-plus Steals | n/a | n/a | |
| Double-Doubles | n/a | n/a | |

BROOKS' CAREER STATS

| Year | GP-GS | MIN | FG-A | PCT | 3FG-A | PCT | FT-A | PCT | REB | AVG | PF-O | A | TO | B | S | PTS | AVG |
|--------------|-------------|-----------|------------|-------------|------------|-------------|------------|--------------|--------------|------------|------------|----------|----------|----------|----------|-----------|------------|
| 2014-15 | 11-0 | 34 | 4-6 | .667 | 0-0 | .000 | 5-5 | 1.000 | 0-1-1 | 0.1 | 7-0 | 0 | 5 | 1 | 0 | 13 | 1.2 |
| TOTAL | 11-0 | 34 | 4-6 | .667 | 0-0 | .000 | 5-5 | 1.000 | 0-1-1 | 0.1 | 7-0 | 0 | 5 | 1 | 0 | 13 | 1.2 |

10-Time Big Ten Champions • Two-Time Big Ten Tournament Champions • 2000 NCAA Final Four • 25 NCAA Tournament Appearances





#15 Kaliyah Mitchell

So. * F * 6-2 * Stone Mountain, Ga./Stephenson

Highlights:

- Eclipsed the 200 career point mark with an early three-point basket in the first half vs. Wagner (12/7) and moved past the 300-point plateau with a first half lay-up vs. Indiana (1/22).
- Has three double-doubles on the season.

Became the first Lady Lion since Nikki Greene (1/27 and 1/30/11) with back-to-back double-doubles.

2014-15 Season Notes

- Hauled in a career-high 15 rebounds and added 10 points for her second straight double-double vs. Northwestern (1/25). She also added a career-best four assists and shot 4-of-4 from the free throw line.
- Moved past the 300 career point plateau with a career-high-tying 20-point effort and added 11 rebounds for her second double-double of the season against Indiana (1/22). Hit a career-high two three-pointers and added a then-career-best three assists vs. the Hoosiers.
- Connected on five of her career-high 16 field goal attempts on her way to 14 points at Ohio State (1/18). Added six rebounds, two assists and three steals in a career-high 39 minutes of action vs. the Buckeyes.
- Narrowly missed a double-double with eight points and a then-career-high 12 rebounds at Nebraska (1/15), adding two assists, one block and four steals vs. the Huskers.
- Notched seven points, shooting 2-of-2 from both the field and free throw line, with three rebounds and one assist vs. Rutgers (1/10).
- Scored 11 points - all in the second half - and added five rebounds and two assists vs. Illinois (1/4) off the bench.
- Came off the bench to score nine points with six rebounds and tied a career-high with two assists at Michigan (1/1).
- Equaled her career-high with two blocked shots in the Big Ten opener at Iowa (12/28), adding four rebounds and one steal.
- Posted her 10th straight game with at least five rebounds vs. USF, pulling down eight caroms. She added six points, one assist and one steal vs. the Bulls.
- Notched her first career double-double vs. Rider (12/14) with 12 points and 10 rebounds. She was an efficient 4-of-7 from the field and 4-of-6 from the free throw line, while adding four steals vs. the Broncs.
- Grabbed seven rebounds with nine points and a blocked shot at Hartford (12/10).
- Eclipsed the 200 career point mark with an early first half three pointer vs. Wagner (12/7) and tallied her first ever 20-point game. She logged 20 points with a career-high eight made field goals, her third career three pointer and three free throws. She also added seven rebounds.
- Hauled in five rebounds vs. Syracuse (12/4) in the ACC/Big Ten Challenge.
- Narrowly missed a double-double with eight points and nine rebounds vs. Samford (11/30), adding one assist, two steals and a career-high tying two blocks.
- Logged 10 points, five rebounds and a career-high five steals vs. Liberty (11/28).
- Pulled in nine rebounds against St. Bonaventure (11/25).
- Registered eight points and tied her then-career-high with 10 rebounds against Seton Hall (11/22).
- Chipped in nine points, six rebounds and tied her career high with four steals against Albany (11/16).
- Accounted for 10 points and a team-best three steals against Towson (11/14).
- Posted a near double-double with 12 points, nine rebounds and three steals in the exhibition win versus IUP (11/2).

Notable:

- Was the 54th-ranked recruit by Collegiate Girls Basketball Report and 40th-ranked recruit by All-Star Girls Report.
- Brother, Kenny, was an all-conference basketball player at Virginia State University.

14-15 GAME-BY-GAME

| OPPONENT | Min. | FG | 3FG | FT | O-D-R | PF | A | TO | B | S | Pts |
|---------------|------|------|-----|-----|---------|----|---|----|---|---|-----|
| TOWSON | 25 | 3-8 | 0-2 | 4-6 | 2-3-4 | 4 | 0 | 3 | 0 | 3 | 10 |
| ALBANY | 30 | 2-7 | 1-2 | 4-5 | 1-5-6 | 4 | 0 | 5 | 0 | 4 | 9 |
| SETON HALL | 32 | 2-9 | 0-1 | 4-6 | 3-7-10 | 2 | 0 | 1 | 1 | 0 | 8 |
| ST. BONA | 29 | 1-7 | 0-1 | 0-1 | 1-8-9 | 3 | 1 | 3 | 0 | 4 | 2 |
| vs. Liberty | 27 | 4-12 | 0-3 | 2-3 | 1-4-5 | 4 | 0 | 3 | 0 | 5 | 10 |
| vs. Samford | 38 | 3-10 | 0-1 | 2-3 | 1-8-9 | 5 | 1 | 2 | 2 | 2 | 8 |
| at Syracuse | 27 | 0-6 | 0-4 | 2-4 | 1-4-5 | 3 | 1 | 1 | 1 | 0 | 2 |
| WAGNER | 28 | 8-11 | 1-2 | 3-4 | 3-4-7 | 1 | 0 | 1 | 0 | 0 | 20 |
| at Hartford | 31 | 2-13 | 1-3 | 4-6 | 4-3-7 | 5 | 0 | 4 | 1 | 0 | 9 |
| RIDER | 29 | 4-7 | 0-1 | 4-6 | 4-6-10 | 3 | 1 | 1 | 1 | 4 | 12 |
| USF | 26 | 1-5 | 0-0 | 4-4 | 4-4-8 | 5 | 1 | 2 | 0 | 1 | 6 |
| at Iowa | 21 | 0-2 | 0-0 | 0-2 | 2-2-4 | 4 | 0 | 2 | 2 | 1 | 0 |
| at Michigan | 28 | 3-7 | 0-2 | 3-4 | 1-5-6 | 1 | 2 | 2 | 0 | 0 | 9 |
| ILLINOIS | 29 | 5-9 | 0-1 | 1-1 | 1-4-5 | 3 | 2 | 2 | 0 | 1 | 11 |
| at Wisconsin | 17 | 0-5 | 0-1 | 3-4 | 0-1-1 | 5 | 1 | 0 | 0 | 0 | 3 |
| RUTGERS | 23 | 2-2 | 1-1 | 2-2 | 1-2-3 | 3 | 1 | 4 | 0 | 0 | 7 |
| at Nebraska | 35 | 2-13 | 0-1 | 4-4 | 2-10-12 | 1 | 2 | 2 | 1 | 4 | 8 |
| at Ohio State | 39 | 5-16 | 1-6 | 3-3 | 2-4-6 | 4 | 2 | 1 | 1 | 3 | 14 |
| INDIANA | 36 | 7-13 | 2-4 | 4-6 | 6-5-11 | 4 | 3 | 4 | 2 | 0 | 20 |
| N'WESTERN | 38 | 3-6 | 0-2 | 4-4 | 3-12-15 | 2 | 4 | 4 | 0 | 0 | 10 |
| at Minnesota | | | | | | | | | | | |
| at Rutgers | | | | | | | | | | | |
| MARYLAND | | | | | | | | | | | |
| at Purdue | | | | | | | | | | | |
| MICHIGAN ST. | | | | | | | | | | | |
| MINNESOTA | | | | | | | | | | | |
| at Maryland | | | | | | | | | | | |
| OHIO STATE | | | | | | | | | | | |
| WISCONSIN | | | | | | | | | | | |

MITCHELL'S CAREER/SEASON HIGHS

| | SEASON HIGHS | CAREER HIGHS |
|---------|---|---|
| Points | 20 vs. Indiana (1/22/15) 20 vs. Wagner (12/7/14) | 20 vs. Indiana (1/22/15) 20 vs. Wagner (12/7/14) |
| Rebs. | 15 vs. Northwestern (1/25/15) | 15 vs. Northwestern (1/25/15) |
| Assists | 4 vs. Northwestern (1/25/15) | 4 vs. Northwestern (1/25/15) |
| Steals | 5 vs. Liberty (11/28/14) | 5 vs. Liberty (11/28/14) |
| Blocks | 2 at Iowa (12/28/14) 2 vs. Samford (11/30/14) | 2 (3x) last at Iowa (12/28/14) |
| Minutes | 39 at Ohio State (1/18/15) | 39 at Ohio State (1/18/15) |
| FGM | 8 vs. Wagner (12/7/14) | 8 vs. Wagner (12/7/14) |
| FGA | 16 at Ohio State (1/18/15) | 16 at Ohio State (1/18/15) |
| 3FGM | 2 vs. Indiana (1/22/15) | 2 vs. Indiana (1/22/15) |
| 3FGA | 6 at Ohio State (1/18/15) | 6 at Ohio State (1/18/15) |
| FTM | 4 (9x) last vs. Northwestern (1/25/15) | 7 vs. Northwestern (2/20/14) |
| FTA | 6 (4x) last vs. Indiana (1/22/15) | 7 (3x) last vs. Northwestern (2/20/14) |


MITCHELL'S MISCELLANEOUS STATS

| Category | Season | Career | Last Time |
|------------------------|--------|--------|-------------------------------------|
| Double Figure Scoring | 8 | 10 | 10 vs. Northwestern (1/25/15) |
| 20-point games | 2 | 2 | 20 vs. Indiana (1/22/15) |
| Double Figure Rebounds | 5 | 6 | 15 vs. Northwestern (1/25/15) |
| 5-plus Rebounds | 16 | 29 | 15 vs. Northwestern (1/25/15) |
| 5-plus Assists | n/a | n/a | |
| 3-plus Steals | 7 | 9 | 3 at Ohio State (1/18/15) |
| Double-Doubles | 3 | 3 | 10p, 15r vs. Northwestern (1/25/15) |

MITCHELL'S CAREER STATS

| Year | GP-GS | MIN | FG-A | PCT | 3FG-A | PCT | FT-A | PCT | REB | AVG | PF-O | A | TO | B | S | PTS | AVG |
|--------------|--------------|-------------|---------------|-------------|-------------|-------------|----------------|-------------|-------------------|------------|--------------|-----------|-----------|-----------|-----------|------------|------------|
| 2013-14 | 32-0 | 546 | 41-114 | .360 | 1-14 | .071 | 61-83 | .735 | 40-100-140 | 4.4 | 64-2 | 28 | 26 | 5 | 20 | 144 | 4.5 |
| 2014-15 | 20-15 | 588 | 57-168 | .339 | 7-38 | .184 | 57-78 | .731 | 42-100-142 | 7.1 | 66-4 | 22 | 47 | 12 | 32 | 178 | 8.9 |
| TOTAL | 52-15 | 1134 | 98-282 | .348 | 8-52 | .154 | 118-161 | .733 | 82-200-282 | 5.4 | 130-6 | 50 | 73 | 17 | 52 | 322 | 6.2 |





#25 Peyton Whitted

So. * F * 6-3 * Suwanee, Ga./North Gwinnett

2014-15 Season Notes:

- ♦ Posted consecutive double-figure scoring games for the first time in her career with 11 points vs. Northwestern (1/25), shooting 4-of-4 from the field.
- ♦ Scored a career-high 12 points with a career-best six made field goals and two blocked shots vs. Indiana.
- ♦ Tied a career-high with two assists and added two points and four rebounds at Nebraska (1/15).
- ♦ Pulled in eight rebounds and scored two points vs. Rutgers (1/10).
- ♦ Scored four points and grabbed four boards at Wisconsin (1/6).
- ♦ Added seven points off the bench vs. Illinois (1/4).
- ♦ Collected a career-high three steals with two points and three rebounds at Michigan (1/1).
- ♦ Played a career-high 27 minutes in the Big Ten opener at Iowa (12/28), tying her career-high with two assists.
- ♦ Handed out a career-high-tying two assists, adding four points and three rebounds, vs. USF (12/21).
- ♦ Set a then-season-high with eight points and grabbed five rebounds at Hartford (12/10).
- ♦ Scored seven points and had five rebounds vs. Liberty (11/28).
- ♦ Tallied six points, seven rebounds and two assists against Seton Hall (11/22).
- ♦ Grabbed nine rebounds with four points and two assists in the win over Towson (11/14).
- ♦ Pulled in 10 rebounds to go along with eight points and five assists in the exhibition win over IUP (11/2).

Notable:

- ♦ Led North Gwinnett to the Georgia State Championship game after averaging 13.7 points, 5.7 rebounds, 1.4 steals and 2.0 assists per game as a senior.
- ♦ Participated in USA Basketball's U16 Trials in May 2011.
- ♦ Father, Kevin, played basketball at Tennessee from 1993-95.
- ♦ Kevin is currently the head coach of the NBA D-League's Westchester Knicks.
- ♦ Kevin broke Michael Jordan's Laney High School scoring record with 1,554 points.

14-15 GAME-BY-GAME

| OPPONENT | Min. | FG | 3FG | FT | O-D-R | PF | A | TO | B | S | Pts |
|---------------|------|------|-----|-----|-------|----|---|----|---|---|-----|
| TOWSON | 23 | 2-5 | 0-0 | 0-0 | 3-6-9 | 3 | 2 | 3 | 0 | 1 | 4 |
| ALBANY | 19 | 1-5 | 0-1 | 0-1 | 1-3-4 | 4 | 1 | 3 | 0 | 1 | 2 |
| SETON HALL | 23 | 2-6 | 0-3 | 2-6 | 1-6-7 | 3 | 2 | 4 | 1 | 1 | 6 |
| ST. BONA | 9 | 2-3 | 0-1 | 0-0 | 1-0-1 | 2 | 0 | 0 | 0 | 1 | 4 |
| vs. Liberty | 18 | 3-6 | 1-1 | 0-0 | 3-2-5 | 5 | 0 | 2 | 0 | 0 | 7 |
| vs. Samford | 23 | 1-7 | 0-1 | 0-0 | 1-4-5 | 4 | 0 | 1 | 1 | 1 | 2 |
| at Syracuse | 12 | 1-3 | 0-0 | 1-2 | 0-1-1 | 1 | 0 | 3 | 0 | 0 | 3 |
| WAGNER | 16 | 2-4 | 0-0 | 0-0 | 1-1-2 | 2 | 0 | 1 | 0 | 1 | 4 |
| at Hartford | 23 | 3-7 | 0-1 | 2-2 | 2-3-5 | 4 | 0 | 2 | 0 | 0 | 8 |
| RIDER | 14 | 2-4 | 0-0 | 1-2 | 0-2-2 | 3 | 1 | 3 | 0 | 0 | 5 |
| USF | 18 | 1-4 | 0-0 | 2-2 | 1-2-3 | 4 | 2 | 1 | 0 | 0 | 4 |
| at Iowa | 27 | 0-6 | 0-2 | 0-0 | 0-4-4 | 2 | 2 | 2 | 0 | 1 | 0 |
| at Michigan | 24 | 1-6 | 0-2 | 0-0 | 1-2-3 | 1 | 1 | 7 | 0 | 3 | 2 |
| ILLINOIS | 15 | 3-6 | 0-0 | 1-1 | 1-1-2 | 3 | 0 | 1 | 0 | 0 | 7 |
| at Wisconsin | 15 | 2-6 | 0-0 | 0-0 | 3-1-4 | 2 | 0 | 1 | 0 | 0 | 4 |
| RUTGERS | 20 | 1-6 | 0-1 | 0-0 | 3-5-8 | 2 | 1 | 0 | 0 | 0 | 2 |
| at Nebraska | 22 | 1-4 | 0-1 | 0-0 | 2-2-4 | 2 | 2 | 4 | 0 | 0 | 2 |
| at Ohio State | 14 | 1-4 | 0-0 | 0-0 | 0-0-0 | 3 | 0 | 0 | 0 | 0 | 2 |
| INDIANA | 26 | 6-10 | 0-0 | 0-0 | 3-1-4 | 3 | 0 | 0 | 2 | 2 | 12 |
| N'WESTERN | 20 | 4-4 | 0-0 | 3-4 | 2-4-6 | 4 | 0 | 1 | 0 | 0 | 11 |
| at Minnesota | | | | | | | | | | | |
| at Rutgers | | | | | | | | | | | |
| MARYLAND | | | | | | | | | | | |
| at Purdue | | | | | | | | | | | |
| MICHIGAN ST. | | | | | | | | | | | |
| MINNESOTA | | | | | | | | | | | |
| at Maryland | | | | | | | | | | | |
| OHIO STATE | | | | | | | | | | | |
| WISCONSIN | | | | | | | | | | | |

WHITTED'S CAREER/SEASON HIGHS

| | SEASON HIGHS | CAREER HIGHS |
|---------|-----------------------------------|-----------------------------------|
| Points | 12 vs. Indiana (1/22/15) | 12 vs. Indiana (1/22/15) |
| Rebs. | 9 vs. Towson (11/14/14) | 10 at Illinois (1/9/14) |
| Assists | 2 (5x) last at Nebraska (1/15/15) | 2 (7x) last at Nebraska (1/15/15) |
| Steals | 3 at Michigan (1/1/15) | 3 at Michigan (1/1/15) |
| Blocks | 2 vs. Indiana (1/22/15) | 3 at South Dakota St. (12/11/13) |
| Minutes | 27 at Iowa (12/28/14) | 27 at Iowa (12/28/14) |
| FGM | 6 vs. Indiana (1/22/15) | 6 vs. Indiana (1/22/15) |
| FGA | 10 vs. Indiana (1/22/15) | 10 vs. Indiana (1/22/15) |
| 3FGM | 1 vs. Samford (11/30/14) | 1 vs. Samford (11/30/14) |
| | | 1 vs. Ohio State (3/7/14) |
| 3FGA | 3 vs. Seton Hall (11/22/14) | 3 vs. Seton Hall (11/22/14) |
| | | 3 vs. Bucknell (11/20/13) |
| FTM | 3 vs. Northwestern (1/25/15) | 5 at Illinois (1/9/14) |
| FTA | 6 vs. Seton Hall (11/22/14) | 6 vs. Seton Hall (11/22/14) |

WHITTED'S MISCELLANEOUS STATS

| Category | Season | Career | Last Time |
|------------------------|--------|--------|-------------------------------|
| Double Figure Scoring | 2 | 3 | 11 vs. Northwestern (1/25/15) |
| 20-point games | n/a | n/a | |
| Double Figure Rebounds | n/a | 1 | 10 at Illinois (1/9/14) |
| 5-plus Rebounds | 7 | 12 | 6 vs. Northwestern (1/25/15) |
| 5-plus Assists | n/a | n/a | |
| 3-plus Steals | 1 | 1 | 3 at Michigan (1/1/15) |
| Double-Doubles | n/a | n/a | |

WHITTED'S CAREER STATS

| Year | GP-GS | MIN | FG-A | PCT | 3FG-A | PCT | FT-A | PCT | REB | AVG | PF-O | A | TO | B | S | PTS | AVG |
|--------------|-------------|------------|---------------|-------------|-------------|-------------|--------------|-------------|-------------------|------------|--------------|-----------|-----------|----------|-----------|------------|------------|
| 2013-14 | 31-0 | 344 | 37-80 | .463 | 1-17 | .059 | 16-23 | .696 | 35-53-88 | 2.8 | 58-0 | 8 | 26 | 5 | 12 | 91 | 2.9 |
| 2014-15 | 20-6 | 381 | 39-106 | .368 | 1-14 | .071 | 12-20 | .600 | 29-50-79 | 4.0 | 58-1 | 14 | 39 | 4 | 12 | 91 | 4.6 |
| TOTAL | 51-6 | 725 | 76-186 | .409 | 2-31 | .065 | 28-43 | .651 | 64-103-167 | 3.3 | 116-1 | 22 | 65 | 9 | 24 | 182 | 3.6 |

10-Time Big Ten Champions • Two-Time Big Ten Tournament Champions • 2000 NCAA Final Four • 25 NCAA Tournament Appearances





#34 Molly Dincher

Sr. * G/F * 6-0 * Williamsport, Pa./Williamsport Area (Penn State Wilkes-Barre)

Highlights:

- ♦ Added to the Lady Lion roster as a walk-on on November 14.
- ♦ Served as a Lady Lion manager for a year and a half.

2014-15 Season Notes:

- ♦ Played three minutes vs. Rider (12/14) in the 85-51 victory.
- ♦ Made her first appearance for the Lady Lions vs. Wagner (12/7).

Notable:

- ♦ Dincher played at Penn State Wilkes-Barre for two seasons where she helped the Mountain Lions to the 2011-12 PSUAC North Division Championship.
- ♦ She averaged 7.3 points and 8.6 rebounds that season for Wilkes-Barre, her final season for the Mountain Lions.
- ♦ She also rejected 33 shots and had 27 assists in 21 appearances that included 16 starts.
- ♦ As a freshman at Wilke-Barre, Dincher finished seventh in the United States Collegiate Athletic Associations USCAA) in blocked shots, averaging 1.5 per game.
- ♦ Since coming to University Park, Dincher played for the Penn State women's club basketball team that took second in the National Championships in 2012-13.
- ♦ She also served as a manager for the Lady Lions for the last year and a half.
- ♦ A three-year letterwinner, Dincher played her high school basketball at Williamsport Area High School. In her final season, the Millionaires were 12-8.

14-15 GAME-BY-GAME

| OPPONENT | Min. | FG | 3FG | FT | O-D-R | PF | A | TO | B | S | Pts |
|---------------|------|-----|-----|-----|-------|----|---|----|---|---|-----|
| TOWSON | DNP | | | | | | | | | | |
| ALBANY | DNP | | | | | | | | | | |
| SETON HALL | DNP | | | | | | | | | | |
| ST. BONA | DNP | | | | | | | | | | |
| vs. Liberty | DNP | | | | | | | | | | |
| vs. Samford | DNP | | | | | | | | | | |
| at Syracuse | DNP | | | | | | | | | | |
| WAGNER | 2 | 0-0 | 0-0 | 0-0 | 0-0-0 | 0 | 0 | 0 | 0 | 0 | 0 |
| at Hartford | DNP | | | | | | | | | | |
| RIDER | 3 | 0-0 | 0-0 | 0-0 | 0-0-0 | 0 | 0 | 2 | 0 | 0 | 0 |
| USF | DNP | | | | | | | | | | |
| at Iowa | DNP | | | | | | | | | | |
| at Michigan | DNP | | | | | | | | | | |
| ILLINOIS | DNP | | | | | | | | | | |
| at Wisconsin | DNP | | | | | | | | | | |
| RUTGERS | DNP | | | | | | | | | | |
| at Nebraska | DNP | | | | | | | | | | |
| at Ohio State | DNP | | | | | | | | | | |
| INDIANA | DNP | | | | | | | | | | |
| N'WESTERN | DNP | | | | | | | | | | |
| at Minnesota | | | | | | | | | | | |
| at Rutgers | | | | | | | | | | | |
| MARYLAND | | | | | | | | | | | |
| at Purdue | | | | | | | | | | | |
| MICHIGAN ST. | | | | | | | | | | | |
| MINNESOTA | | | | | | | | | | | |
| at Maryland | | | | | | | | | | | |
| OHIO STATE | | | | | | | | | | | |
| WISCONSIN | | | | | | | | | | | |

DINCHER'S CAREER/SEASON HIGHS

| | SEASON HIGHS | CAREER HIGHS |
|---------|------------------------|------------------------|
| Points | n/a | n/a |
| Rebs. | n/a | n/a |
| Assists | n/a | n/a |
| Steals | n/a | n/a |
| Blocks | n/a | n/a |
| Minutes | 3 vs. Rider (12/14/14) | 3 vs. Rider (12/14/14) |
| FGM | n/a | n/a |
| FGA | n/a | n/a |
| 3FGM | n/a | n/a |
| 3FGA | n/a | n/a |
| FTM | n/a | n/a |
| FTA | n/a | n/a |


DINCHER'S MISCELLANEOUS STATS

| Category | Season | Career | Last Time |
|------------------------|--------|--------|-----------|
| Double Figure Scoring | n/a | n/a | |
| 20-point games | n/a | n/a | |
| Double Figure Rebounds | n/a | n/a | |
| 5-plus Rebounds | n/a | n/a | |
| 5-plus Assists | n/a | n/a | |
| 3-plus Steals | n/a | n/a | |
| Double-Doubles | n/a | n/a | |

DINCHER'S CAREER STATS

| Year | GP-GS | MIN | FG-A | PCT | 3FG-A | PCT | FT-A | PCT | REB | AVG | PF-O | A | TO | B | S | PTS | AVG |
|--------------|------------|----------|------------|-------------|------------|-------------|------------|-------------|--------------|------------|------------|----------|----------|----------|----------|----------|------------|
| 2014-15 | 2-0 | 5 | 0-0 | .000 | 0-0 | .000 | 0-0 | .000 | 0-0-0 | 0.0 | 1-0 | 0 | 2 | 0 | 0 | 0 | 0.0 |
| TOTAL | 2-0 | 5 | 0-0 | .000 | 0-0 | .000 | 0-0 | .000 | 0-0-0 | 0.0 | 1-0 | 0 | 2 | 0 | 0 | 0 | 0.0 |





#41 Jenny DeGraaf

So. * F * 6-1 * Springboro, Ohio/Springboro

Highlights:

- ♦ Posted her first career double-double with 11 points and 11 rebounds vs. Samford (11/30).

2014-15 Season Notes:

- ♦ Totaled three points and handed out a career-high-tying three assists vs. Indiana (1/22).
- ♦ Was 3-of-7 from the field, with one three pointer, to score seven points at Wisconsin (1/6).
- ♦ Converted both of her field goal attempts and grabbed one rebound in the Big Ten opener at Iowa (12/28).
- ♦ Pulled down seven rebounds and scored four points vs. Rider (12/14).
- ♦ Equaled her career-high with 12 points on 4-of-8 shooting, along with a career-best 4-of-4 effort from the free throw line vs. Wagner (12/7).
- ♦ Handed out a career-best three assists and made her first career free throw at Syracuse (12/4) in the ACC/Big Ten Challenge.
- ♦ Set career-highs with 33 minutes, five field goals made, nine field goals attempted and 10 rebounds vs. Samford (11/30), adding 11 points for her first career double-double.
- ♦ Registered eight points on a 4-of-7 effort with four rebounds in a career-high 27 minutes against St. Bonaventure (11/25).
- ♦ Posted six points on 3-for-5 shooting and five rebounds against Seton Hall (11/22).
- ♦ Connected on all four of her three-point attempts en route to a career-high 12 points in a personal-best 22 minutes against Albany (11/16).
- ♦ Hit 4-of-5 shots from the field, including two attempts from long range, en route to 11 points in the exhibition against IUP (11/2).

Notable:

- ♦ Set the Springboro High School single-season record for free throws made with 121, including 25 consecutive makes from the charity stripe in 2013.

14-15 GAME-BY-GAME

| OPPONENT | Min. | FG | 3FG | FT | O-D-R | PF | A | TO | B | S | Pts |
|---------------|------|-----|-----|-----|--------|----|---|----|---|---|-----|
| TOWSON | 15 | 0-2 | 0-2 | 0-0 | 0-3-3 | 1 | 0 | 0 | 0 | 1 | 0 |
| ALBANY | 22 | 4-4 | 4-4 | 0-0 | 0-0-0 | 1 | 0 | 1 | 0 | 0 | 12 |
| SETON HALL | 24 | 3-5 | 0-0 | 0-0 | 2-3-5 | 1 | 1 | 1 | 1 | 1 | 6 |
| ST. BONA | 27 | 4-7 | 0-2 | 0-0 | 0-4-4 | 1 | 0 | 0 | 0 | 0 | 8 |
| vs. Liberty | 20 | 1-3 | 0-2 | 0-0 | 1-2-3 | 0 | 1 | 0 | 0 | 1 | 2 |
| vs. Samford | 33 | 5-9 | 1-2 | 0-0 | 1-9-10 | 1 | 1 | 0 | 0 | 0 | 11 |
| at Syracuse | 25 | 1-5 | 1-5 | 1-2 | 1-3-4 | 0 | 3 | 1 | 0 | 0 | 4 |
| WAGNER | 19 | 4-8 | 0-2 | 4-4 | 1-2-3 | 2 | 1 | 0 | 1 | 0 | 12 |
| at Hartford | 24 | 1-6 | 0-3 | 0-0 | 2-0-2 | 1 | 2 | 2 | 0 | 0 | 1 |
| RIDER | 23 | 2-6 | 0-2 | 0-0 | 0-7-7 | 2 | 0 | 2 | 0 | 0 | 4 |
| USF | 5 | 0-1 | 0-0 | 0-0 | 0-0-0 | 0 | 0 | 1 | 0 | 0 | 0 |
| at Iowa | 9 | 2-2 | 0-0 | 0-0 | 0-1-1 | 2 | 0 | 1 | 0 | 0 | 4 |
| at Michigan | 13 | 1-5 | 0-2 | 0-0 | 0-2-2 | 2 | 0 | 1 | 0 | 1 | 2 |
| ILLINOIS | 4 | 1-2 | 0-0 | 0-0 | 0-0-0 | 0 | 0 | 1 | 0 | 1 | 2 |
| at Wisconsin | 16 | 3-7 | 1-3 | 0-0 | 0-0-0 | 0 | 1 | 3 | 0 | 0 | 7 |
| RUTGERS | 8 | 0-2 | 0-0 | 0-0 | 0-0-0 | 0 | 0 | 0 | 1 | 0 | 0 |
| at Nebraska | 20 | 0-3 | 0-2 | 0-0 | 0-4-4 | 1 | 0 | 1 | 0 | 1 | 0 |
| at Ohio State | 11 | 0-3 | 0-0 | 0-0 | 0-0-0 | 0 | 0 | 0 | 0 | 1 | 0 |
| INDIANA | 8 | 1-3 | 1-1 | 0-0 | 0-2-2 | 0 | 3 | 0 | 0 | 0 | 3 |
| N'WESTERN | DNP | | | | | | | | | | |
| at Minnesota | | | | | | | | | | | |
| at Rutgers | | | | | | | | | | | |
| MARYLAND | | | | | | | | | | | |
| at Purdue | | | | | | | | | | | |
| MICHIGAN ST. | | | | | | | | | | | |
| MINNESOTA | | | | | | | | | | | |
| at Maryland | | | | | | | | | | | |
| OHIO STATE | | | | | | | | | | | |
| WISCONSIN | | | | | | | | | | | |

DeGRAAF'S CAREER/SEASON HIGHS

| | SEASON HIGHS | CAREER HIGHS |
|---------|---|---|
| Points | 12 vs. Wagner (12/7/14) 12 vs. Albany (11/16/14) | 12 vs. Wagner (12/7/14) 12 vs. Albany (11/16/14) |
| Rebs. | 10 vs. Samford (11/30/14) | 10 vs. Samford (11/30/14) |
| Assists | 3 vs. Indiana (1/22/15) 3 at Syracuse (12/4/14) | 3 vs. Indiana (1/22/15) 3 at Syracuse (12/4/14) |
| Steals | 1 (5x) last at Nebraska (1/15/15) | 1 (6x) last at Nebraska (1/15/15) |
| Blocks | 1 (4x) last vs. Rutgers (1/10/15) | 1 (4x) last vs. Rutgers (1/10/15) |
| Minutes | 33 vs. Samford (11/30/14) | 33 vs. Samford (11/30/14) |
| FGM | 5 vs. Samford (11/30/14) | 5 vs. Samford (11/30/14) |
| FGA | 9 vs. Samford (11/30/14) | 9 vs. Samford (11/30/14) |
| 3FGM | 4 vs. Albany (11/16/14) | 4 vs. Albany (11/16/14) |
| 3FGA | 5 at Syracuse (12/4/14) | 5 at Syracuse (12/4/14) |
| FTM | 4 vs. Wagner (12/7/14) | 4 vs. Wagner (12/7/14) |
| FTA | 4 vs. Wagner (12/7/14) | 4 vs. Wagner (12/7/14) |

DeGRAAF'S MISCELLANEOUS STATS

| Category | Season | Career | Last Time |
|------------------------|--------|--------|---------------------------------|
| Double Figure Scoring | 3 | 3 | 12 vs. Wagner (12/7/14) |
| 20-point games | n/a | n/a | |
| Double Figure Rebounds | 1 | 1 | 10 vs. Samford (11/30/14) |
| 5-plus Rebounds | 3 | 3 | 7 vs. Rider (12/14/14) |
| 5-plus Assists | n/a | n/a | |
| 3-plus Steals | n/a | n/a | |
| Double-Doubles | 1 | 1 | 11p, 10r vs. Samford (11/30/14) |

DeGRAAF'S CAREER STATS

| Year | GP-GS | MIN | FG-A | PCT | 3FG-A | PCT | FT-A | PCT | REB | AVG | PF-O | A | TO | B | S | PTS | AVG |
|--------------|-------------|------------|---------------|-------------|--------------|-------------|------------|-------------|-----------------|------------|-------------|-----------|-----------|----------|----------|-----------|------------|
| 2013-14 | 17-0 | 76 | 7-20 | .350 | 2-7 | .286 | 0-0 | .000 | 3-6-9 | 0.5 | 5-0 | 4 | 5 | 0 | 1 | 16 | 0.9 |
| 2014-15 | 19-0 | 326 | 33-83 | .398 | 8-32 | .250 | 5-6 | .833 | 8-42-50 | 2.6 | 15-0 | 13 | 14 | 4 | 7 | 79 | 4.2 |
| TOTAL | 36-0 | 402 | 40-103 | .388 | 10-39 | .256 | 5-6 | .833 | 11-48-59 | 1.6 | 20-0 | 17 | 19 | 4 | 8 | 95 | 2.6 |

10-Time Big Ten Champions • Two-Time Big Ten Tournament Champions • 2000 NCAA Final Four • 25 NCAA Tournament Appearances





#44 Tori Waldner

Sr. * F/C * 6-5 * Milton, Ga./Milton

Highlights:

- Ranks eighth on Penn State's career blocks list (113).
- Nominee for Allstate WBCA Good Works Team.
- Selected as a team tri-captain.

14-15 GAME-BY-GAME

| OPPONENT | Min. | FG | 3FG | FT | O-D-R | PF | A | TO | B | S | Pts |
|---------------|------|-----|-----|-----|---------|----|---|----|---|---|-----|
| TOWSON | 26 | 5-7 | 0-0 | 1-2 | 2-9-11 | 2 | 0 | 0 | 1 | 1 | 11 |
| ALBANY | 19 | 1-4 | 0-0 | 4-4 | 2-7-9 | 4 | 2 | 4 | 4 | 1 | 6 |
| SETON HALL | 23 | 1-4 | 0-1 | 0-0 | 3-4-7 | 4 | 2 | 1 | 3 | 2 | 2 |
| ST. BONA | 29 | 2-4 | 0-0 | 0-0 | 1-5-6 | 3 | 1 | 2 | 3 | 0 | 4 |
| vs. Liberty | 34 | 3-8 | 1-2 | 3-4 | 3-5-8 | 2 | 3 | 1 | 1 | 1 | 10 |
| vs. Samford | 39 | 3-7 | 0-1 | 2-2 | 1-11-12 | 4 | 0 | 3 | 0 | 1 | 8 |
| at Syracuse | 18 | 2-7 | 0-0 | 0-0 | 3-3-6 | 3 | 0 | 1 | 0 | 0 | 4 |
| WAGNER | 15 | 0-1 | 0-0 | 0-2 | 0-5-5 | 3 | 2 | 2 | 1 | 1 | 0 |
| at Hartford | 23 | 0-2 | 0-0 | 0-0 | 0-4-4 | 1 | 2 | 2 | 1 | 0 | 0 |
| RIDER | 10 | 1-2 | 0-0 | 2-2 | 1-1-2 | 4 | 0 | 1 | 1 | 0 | 4 |
| USF | 10 | 0-1 | 0-0 | 0-1 | 0-3-3 | 5 | 1 | 1 | 1 | 0 | 0 |
| at Iowa | 22 | 2-7 | 0-0 | 3-4 | 3-1-4 | 1 | 0 | 4 | 0 | 1 | 7 |
| at Michigan | 20 | 2-4 | 0-1 | 0-0 | 4-3-7 | 2 | 1 | 5 | 2 | 2 | 4 |
| ILLINOIS | 25 | 2-5 | 0-1 | 5-6 | 0-7-7 | 2 | 2 | 3 | 1 | 0 | 9 |
| at Wisconsin | 11 | 0-0 | 0-0 | 1-2 | 0-2-2 | 1 | 0 | 0 | 1 | 0 | 1 |
| RUTGERS | 27 | 0-0 | 0-0 | 0-0 | 1-7-8 | 4 | 2 | 7 | 2 | 3 | 0 |
| at Nebraska | 16 | 1-2 | 0-0 | 0-0 | 0-2-2 | 3 | 0 | 1 | 1 | 1 | 2 |
| at Ohio State | 23 | 4-7 | 0-0 | 1-1 | 0-1-1 | 5 | 3 | 3 | 1 | 0 | 9 |
| INDIANA | 24 | 1-6 | 0-1 | 3-4 | 2-7-9 | 3 | 0 | 1 | 0 | 1 | 5 |
| N'WESTERN | 16 | 0-3 | 0-0 | 0-0 | 1-1-2 | 2 | 4 | 1 | 0 | 0 | 0 |
| at Minnesota | | | | | | | | | | | |
| at Rutgers | | | | | | | | | | | |
| MARYLAND | | | | | | | | | | | |
| at Purdue | | | | | | | | | | | |
| MICHIGAN ST. | | | | | | | | | | | |
| MINNESOTA | | | | | | | | | | | |
| at Maryland | | | | | | | | | | | |
| OHIO STATE | | | | | | | | | | | |
| WISCONSIN | | | | | | | | | | | |

2014-15 Season Notes:

- Handed out a season-high four assists vs. Northwestern (1/25).
- Pulled down nine rebounds to go along with five points and one steal vs. Indiana (1/22).
- Scored nine points on 4-of-7 shooting from the field and added three assists at Ohio State (1/18).
- Tied her career-high with three steals and added eight rebounds, two assists and two blocked shots vs. Rutgers (1/10).
- Pulled down seven rebounds and added nine points vs. Illinois (1/4), including a season-best five free throws made on a career-high-tying six attempts.
- Grabbed seven rebounds, blocked three shots and added two assists at Michigan (1/1).
- Scored seven points and grabbed four rebounds in the Big Ten opener at Iowa (12/28).
- Took over eighth on the Penn State career blocked shots list with one rejection vs. Rider (12/14). It was her 103rd career block and moved her past Talia East (102; 2011-14).
- Blocked one shot and hauled in five rebounds vs. Wagner (12/7).
- Hauled in six rebounds at Syracuse (12/4) in the ACC/Big Ten Challenge.
- Grabbed a career-high 12 rebounds and scored eight points vs. Samford (11/30).
- Had 10 points, including her second career three pointer, eight rebounds and three assists vs. Liberty (11/28).
- Logged four points, six rebounds and three blocks against St. Bonaventure (11/25).
- Tallied seven rebounds, three blocks and a pair of steals versus Seton Hall (11/22).
- Recorded four blocked shots and nine rebounds against Albany (11/16).
- Notched her first career double-double with 11 points on 5-of-7 shooting and 11 rebounds, which tied her then-career high, in the season-opening win over Towson (11/14).
- Had four points and five rebounds in the exhibition against IUP (11/2).

Notable:

- President of the Penn State Student-Athlete Advisory Board (SAAB).
- Was a member of the 2014 Penn State Homecoming Court.
- Participates in LifeLink, which is program in which State College Area School District special-needs students between the ages of 18 and 21 are given an opportunity to interact with students of their own age in an environment that is socially and academically conducive to continued growth with the hope of future independent living.
- Is one of just nine players with 100-plus career blocks and one of just 15 Lady Lions in program history to record 80 or more blocks in a career.
- Had a streak of 12-straight games with at least one block (11/10/13-1/5/14).
- Mother, Diane, played basketball and lacrosse at Russell Sage College in Troy, New York.

WALDNER'S CAREER/SEASON HIGHS

| | SEASON HIGHS | CAREER HIGHS |
|---------|------------------------------|------------------------------------|
| Points | 11 vs. Towson (11/14/14) | 14 vs. Northwestern (2/20/14) |
| Rebs. | 12 vs. Samford (11/30/14) | 12 vs. Samford (11/30/14) |
| Assists | 4 vs. Northwestern (1/25/15) | 5 vs. Illinois State (11/30/13) |
| Steals | 3 vs. Rutgers (1/10/15) | 3 vs. Rutgers (1/10/15) |
| | | 3 vs. Michigan State (2/10/13) |
| Blocks | 4 vs. Albany (11/16/14) | 5 vs. Northwestern (2/20/14) |
| | | 5 vs. Minnesota (1/24/13) |
| Minutes | 39 vs. Samford (11/30/14) | 39 vs. Samford (11/30/14) |
| FGM | 5 vs. Towson (11/14/14) | 6 vs. Northwestern (2/20/14) |
| FGA | 8 vs. Liberty (11/28/14) | 13 vs. Wisconsin (2/16/14) |
| 3FGM | 1 vs. Liberty (11/28/14) | 1 (2x) last vs. Liberty (11/28/14) |
| 3FGA | 2 vs. Liberty (11/28/14) | 2 (2x) last vs. Liberty (11/28/14) |
| FTM | 5 vs. Illinois (1/4/15) | 6 vs. Howard (11/11/12) |
| FTA | 6 vs. Illinois (1/4/15) | 6 vs. Illinois (1/4/15) |
| | | 6 vs. Howard (11/11/12) |

WALDNER'S MISCELLANEOUS STATS

| Category | Season | Career | Last Time |
|------------------------|--------|--------|----------------------------------|
| Double Figure Scoring | 2 | 8 | 10 vs. Liberty (11/28/14) |
| 20-point games | n/a | n/a | |
| Double Figure Rebounds | 2 | 6 | 12 vs. Samford (11/30/14) |
| 5-plus Rebounds | 11 | 40 | 9 vs. Indiana (1/22/15) |
| 5-plus Assists | n/a | 1 | 5 vs. Illinois State (11/30/13) |
| 3-plus Steals | 1 | 2 | 3 vs. Rutgers (1/10/15) |
| 5-plus Blocks | n/a | 2 | 5 vs. Northwestern (2/20/14) |
| Double-Doubles | 1 | 1 | 11 p, 11 r vs. Towson (11/14/14) |

WALDNER'S CAREER STATS

| Year | GP-GS | MIN | FG-A | PCT | 3FG-A | PCT | FT-A | PCT | REB | AVG | PF-O | A | TO | B | S | PTS | AVG |
|--------------|---------------|-------------|----------------|-------------|-------------|-------------|---------------|-------------|--------------------|------------|--------------|-----------|------------|------------|-----------|------------|------------|
| 2011-12 | 31-0 | 272 | 25-56 | .446 | 0-1 | .000 | 13-23 | .565 | 13-54-67 | 2.2 | 50-0 | 15 | 24 | 18 | 16 | 63 | 2.0 |
| 2012-13 | 30-0 | 275 | 19-59 | .322 | 0-1 | .000 | 10-13 | .769 | 31-54-85 | 2.8 | 47-0 | 8 | 22 | 32 | 11 | 48 | 1.6 |
| 2013-14 | 32-32 | 677 | 67-159 | .421 | 1-3 | .333 | 20-33 | .606 | 48-131-179 | 5.6 | 83-1 | 32 | 39 | 39 | 16 | 155 | 4.8 |
| 2014-15 | 20-16 | 445 | 30-81 | .370 | 1-7 | .143 | 25-34 | .735 | 27-88-115 | 5.8 | 58-2 | 26 | 38 | 24 | 14 | 86 | 4.3 |
| TOTAL | 113-48 | 1669 | 141-355 | .397 | 2-12 | .167 | 68-103 | .660 | 119-327-446 | 3.9 | 238-3 | 81 | 123 | 113 | 57 | 352 | 3.1 |



Penn State 75, Indiana (Pa.) 71

Exhibition Game * Nov. 2, 2014 * University Park, Pa.

IUP 71 • 0-0

| # | Player | Total | | 3-Ptr | | Rebounds | | PF | TP | A | TO | Blk | Stl | Min |
|----|-----------------------|--------|--------|--------|-----|----------|-----|----|----|----|----|-----|-----|-----|
| | | FG-FGA | FG-FGA | FT-FTA | Off | Def | Off | | | | | | | |
| 00 | STONER, Ashley | * 4-9 | 0-0 | 0-0 | 3 | 2 | 5 | 4 | 8 | 0 | 3 | 0 | 0 | 26 |
| 03 | STAMP, Lindsay | * 0-6 | 0-3 | 3-6 | 1 | 3 | 4 | 2 | 3 | 2 | 1 | 0 | 0 | 22 |
| 05 | MATHE, Marita | * 4-13 | 4-9 | 0-1 | 0 | 3 | 4 | 2 | 12 | 5 | 3 | 0 | 0 | 35 |
| 12 | STAPLETON, Leslie | * 2-10 | 1-7 | 0-0 | 0 | 0 | 0 | 0 | 2 | 0 | 0 | 0 | 1 | 29 |
| 24 | FAIRMAN, Amy | * 8-13 | 6-8 | 4-6 | 1 | 3 | 4 | 4 | 26 | 6 | 1 | 0 | 2 | 30 |
| 10 | WAREHAM, Marina | 1-1 | 1-1 | 0-0 | 0 | 0 | 0 | 0 | 3 | 1 | 2 | 0 | 0 | 5 |
| 11 | GRAHAM, Amy | 0-0 | 0-0 | 0-0 | 1 | 0 | 1 | 0 | 0 | 0 | 0 | 1 | 0 | 2 |
| 13 | BURNS, Monica | 0-0 | 0-0 | 0-0 | 0 | 0 | 0 | 0 | 0 | 0 | 0 | 0 | 0 | 2 |
| 14 | AIKEN, Alexis | 0-0 | 0-0 | 0-0 | 0 | 0 | 0 | 0 | 0 | 0 | 0 | 0 | 0 | 3 |
| 15 | BROOKS, Zhane | * 2-5 | 0-0 | 4-6 | 2 | 3 | 5 | 4 | 8 | 2 | 0 | 1 | 2 | 25 |
| 20 | LIVINGSTON, Mackenzie | 0-0 | 0-0 | 0-0 | 0 | 0 | 0 | 0 | 0 | 0 | 0 | 0 | 0 | 1 |
| 23 | DENMAN, Halle | 0-1 | 0-0 | 0-0 | 1 | 0 | 1 | 0 | 0 | 0 | 0 | 0 | 0 | 2 |
| 42 | SMITH, Megan | 2-6 | 2-4 | 0-0 | 1 | 0 | 1 | 0 | 6 | 1 | 1 | 0 | 0 | 18 |
| | Team | | | | 2 | 1 | 3 | | | | | | | |
| | Totals | 23-64 | 14-32 | 11-19 | 12 | 15 | 27 | 16 | 71 | 20 | 12 | 2 | 5 | 200 |

FG % 1st Half: 10-36 27.8% 2nd half: 13-28 46.4% Game: 23-64 35.9%
 3FG % 1st Half: 7-18 38.9% 2nd half: 7-14 50.0% Game: 14-32 43.8%
 FT % 1st Half: 6-12 50.0% 2nd half: 5-7 71.4% Game: 11-19 57.9%

Penn State 75 • 0-0

| # | Player | Total | | 3-Ptr | | Rebounds | | PF | TP | A | TO | Blk | Stl | Min |
|----|-------------------|--------|--------|--------|-----|----------|-----|----|----|----|----|-----|-----|-----|
| | | FG-FGA | FG-FGA | FT-FTA | Off | Def | Off | | | | | | | |
| 05 | Moore, Sierra | * 8-13 | 0-0 | 2-3 | 4 | 3 | 7 | 4 | 18 | 0 | 4 | 0 | 0 | 27 |
| 12 | Spann, Lindsey | * 5-12 | 0-3 | 4-4 | 1 | 2 | 3 | 2 | 14 | 4 | 2 | 0 | 0 | 37 |
| 15 | Mitchell, Kaliyah | * 5-10 | 0-2 | 2-2 | 3 | 6 | 9 | 4 | 12 | 2 | 3 | 0 | 3 | 36 |
| 25 | Whitted, Peyton | * 4-7 | 0-0 | 0-0 | 4 | 6 | 10 | 3 | 8 | 5 | 2 | 1 | 0 | 24 |
| 44 | Waldner, Tori | * 2-10 | 0-0 | 0-0 | 3 | 2 | 5 | 3 | 4 | 1 | 4 | 2 | 0 | 21 |
| 10 | Sevillian, Keke | 2-4 | 0-1 | 0-0 | 1 | 3 | 4 | 3 | 4 | 3 | 1 | 0 | 3 | 19 |
| 14 | Brooks, Dominique | 2-4 | 0-0 | 0-0 | 0 | 1 | 1 | 1 | 4 | 0 | 2 | 1 | 0 | 12 |
| 41 | DeGraaf, Jenny | 4-5 | 2-3 | 1-2 | 0 | 4 | 4 | 4 | 11 | 0 | 2 | 0 | 0 | 24 |
| | Team | | | | 2 | 3 | 5 | | | | | | | |
| | Totals | 32-65 | 2-9 | 9-11 | 18 | 30 | 48 | 24 | 75 | 15 | 20 | 4 | 6 | 200 |

FG % 1st Half: 17-32 53.1% 2nd half: 15-33 45.5% Game: 32-65 49.2%
 3FG % 1st Half: 1-3 33.3% 2nd half: 1-6 16.7% Game: 2-9 22.2%
 FT % 1st Half: 2-4 50.0% 2nd half: 7-7 100.0% Game: 9-11 81.8%

Officials: Frank Steratore, Kevin Pethell, Shannon Feck
 Technical fouls: IUP-None. Penn State-None.
 Attendance: 3327

| Score by periods | 1st | 2nd | Total |
|------------------|-----|-----|-------|
| IUP | 33 | 38 | 71 |
| Penn State | 37 | 38 | 75 |

Notable

- With the Crimson Hawks leading, sophomore **Sierra Moore** led the Penn State rally with 15 of her team-best 18 points over the final 11:44 of the contest.
- Sophomore **Jenny DeGraaf** had a solid outing, connecting on 4-of-5 shots from the field, including 2-of-3 from three point range, for 11 points.

Albany 54, Penn State 53

Game #2 * Nov. 16, 2014 * University Park, Pa.

Albany 54 • 2-0

| # | Player | Total | | 3-Ptr | | Rebounds | | PF | TP | A | TO | Blk | Stl | Min |
|----|---------------------|---------|--------|--------|-----|----------|-----|----|----|----|----|-----|-----|-----|
| | | FG-FGA | FG-FGA | FT-FTA | Off | Def | Off | | | | | | | |
| 03 | ROSARIO, Margarita | * 2-9 | 2-8 | 0-0 | 0 | 3 | 3 | 2 | 6 | 2 | 0 | 0 | 1 | 26 |
| 04 | ROYALS, Sarah | * 0-8 | 0-0 | 7-12 | 1 | 0 | 1 | 2 | 7 | 5 | 4 | 0 | 1 | 40 |
| 23 | SAUNDERS, Zakia | * 1-4 | 0-0 | 0-0 | 0 | 0 | 0 | 3 | 2 | 2 | 2 | 0 | 1 | 13 |
| 25 | RICHARDS, Shereesha | * 10-16 | 0-1 | 7-10 | 6 | 8 | 14 | 4 | 27 | 3 | 7 | 1 | 3 | 40 |
| 44 | EDWARDS, Cassandra | * 0-1 | 0-0 | 0-0 | 1 | 0 | 1 | 1 | 0 | 0 | 1 | 0 | 0 | 6 |
| 01 | COUGHLIN, Erin | 0-1 | 0-1 | 0-0 | 0 | 0 | 0 | 0 | 0 | 0 | 1 | 0 | 0 | 9 |
| 12 | TATE, Imani | 2-10 | 0-0 | 2-2 | 6 | 9 | 15 | 3 | 6 | 1 | 6 | 0 | 3 | 32 |
| 33 | CARTER, Tiana-Jo | 3-8 | 0-0 | 0-0 | 3 | 8 | 11 | 3 | 6 | 0 | 3 | 2 | 0 | 34 |
| | Team | | | | 3 | 1 | 4 | | | | | | | |
| | Totals | 18-57 | 2-15 | 16-24 | 20 | 29 | 49 | 18 | 54 | 13 | 24 | 3 | 9 | 200 |

FG % 1st Half: 8-28 28.6% 2nd half: 10-29 34.5% Game: 18-57 31.6%
 3FG % 1st Half: 1-5 20.0% 2nd half: 1-10 10.0% Game: 2-15 13.3%
 FT % 1st Half: 11-17 64.7% 2nd half: 5-7 71.4% Game: 16-24 66.7%

Penn State 53 • 1-1

| # | Player | Total | | 3-Ptr | | Rebounds | | PF | TP | A | TO | Blk | Stl | Min |
|----|-------------------|--------|--------|--------|-----|----------|-----|----|----|----|----|-----|-----|-----|
| | | FG-FGA | FG-FGA | FT-FTA | Off | Def | Off | | | | | | | |
| 05 | Moore, Sierra | * 4-8 | 0-0 | 1-1 | 2 | 1 | 3 | 4 | 8 | 3 | 4 | 1 | 1 | 30 |
| 12 | Spann, Lindsey | * 6-12 | 1-3 | 1-2 | 0 | 1 | 1 | 3 | 14 | 4 | 3 | 0 | 0 | 31 |
| 15 | Mitchell, Kaliyah | * 2-7 | 1-2 | 4-5 | 1 | 5 | 6 | 4 | 9 | 0 | 5 | 0 | 4 | 30 |
| 25 | Whitted, Peyton | * 1-4 | 0-1 | 0-1 | 1 | 3 | 4 | 4 | 2 | 1 | 3 | 0 | 1 | 19 |
| 44 | Waldner, Tori | * 1-4 | 0-0 | 4-4 | 2 | 7 | 9 | 4 | 6 | 2 | 4 | 4 | 1 | 34 |
| 01 | Agee, Candice | 1-6 | 0-0 | 0-0 | 1 | 4 | 5 | 4 | 2 | 2 | 1 | 3 | 2 | 19 |
| 10 | Sevillian, Keke | 0-5 | 0-3 | 0-0 | 0 | 0 | 0 | 4 | 0 | 1 | 1 | 0 | 2 | 13 |
| 14 | Brooks, Dominique | 0-0 | 0-0 | 0-0 | 0 | 0 | 0 | 1 | 0 | 0 | 1 | 0 | 0 | 2 |
| 41 | DeGraaf, Jenny | 4-4 | 4-4 | 0-0 | 0 | 0 | 0 | 1 | 12 | 0 | 1 | 0 | 0 | 22 |
| | Team | | | | 0 | 3 | 3 | | | | | | | |
| | Totals | 19-51 | 6-13 | 9-13 | 7 | 24 | 31 | 29 | 53 | 13 | 23 | 8 | 11 | 200 |

FG % 1st Half: 9-25 36.0% 2nd half: 10-26 38.5% Game: 19-51 37.3%
 3FG % 1st Half: 4-8 50.0% 2nd half: 2-5 40.0% Game: 6-13 46.2%
 FT % 1st Half: 6-8 75.0% 2nd half: 3-5 60.0% Game: 9-13 69.2%

Officials: An-Jamilah Gregory, Ron Leads, Althea Buford
 Technical fouls: Albany-TATE,Imani. Penn State-Agee, Candice.
 Attendance: 8607
 WNIT Second Round

| Score by periods | 1st | 2nd | Total |
|------------------|-----|-----|-------|
| Albany | 28 | 26 | 54 |
| Penn State | 28 | 25 | 53 |

Last FG - ALBANY 2nd-01:49, PSU 2nd-01:28.
 Largest lead - ALBANY by 4 2nd-11:47, PSU by 7 1st-17:12.
 ALBANY led for 14:05. PSU led for 18:50. Game was tied for 06:55.

Notable

- Senior **Tori Waldner** passed Bethany Collins (1985-88) for 10th on the Penn State career blocks list with four blocks vs. Albany to bring her career total to 93.
- Freshman **Lindsey Spann** led the Lady Lions in scoring for the second straight game, marking the first time a freshman has been the team's leading scorer in two straight games since Maggie Lucas did so vs. Minnesota (1/13/11) and vs. Illinois (1/16/11).

Penn State 71, Towson 64

Game #1 * Nov. 14, 2014 * University Park, Pa.

Towson 64 • 0-1

| # | Player | Total | | 3-Ptr | | Rebounds | | PF | TP | A | TO | Blk | Stl | Min |
|----|----------------------|---------|--------|--------|-----|----------|-----|----|----|----|----|-----|-----|-----|
| | | FG-FGA | FG-FGA | FT-FTA | Off | Def | Off | | | | | | | |
| 00 | Hines-Allen, LaTorri | * 5-10 | 0-0 | 2-5 | 1 | 5 | 6 | 2 | 12 | 1 | 0 | 1 | 1 | 25 |
| 01 | Johnson, Dominique | * 12-30 | 6-16 | 2-2 | 0 | 1 | 1 | 3 | 32 | 1 | 2 | 0 | 3 | 36 |
| 02 | Hughey, Breonn | * 2-15 | 2-7 | 2-2 | 2 | 4 | 6 | 2 | 8 | 7 | 3 | 0 | 1 | 40 |
| 13 | Alberston, Camille | * 1-5 | 1-4 | 0-0 | 0 | 4 | 4 | 3 | 3 | 2 | 2 | 0 | 1 | 33 |
| 20 | Smith, Markell | * 1-3 | 0-0 | 0-0 | 2 | 3 | 5 | 5 | 2 | 0 | 1 | 0 | 0 | 24 |
| 03 | Webb, Ciara | * 1-3 | 0-2 | 0-0 | 0 | 1 | 0 | 0 | 2 | 1 | 1 | 2 | 0 | 16 |
| 05 | Smith, Jordyn | 0-0 | 0-0 | 3-4 | 5 | 4 | 9 | 1 | 3 | 0 | 1 | 0 | 0 | 8 |
| 14 | Bush, Brianna | 0-0 | 0-0 | 0-0 | 1 | 0 | 1 | 0 | 0 | 0 | 1 | 0 | 0 | 3 |
| 32 | Butler, Shanea | 0-1 | 0-1 | 0-0 | 0 | 0 | 0 | 0 | 0 | 0 | 1 | 0 | 0 | 3 |
| 33 | Thomas, Daijha | 0-2 | 0-0 | 2-4 | 1 | 3 | 4 | 2 | 2 | 0 | 0 | 1 | 0 | 12 |
| | Team | | | | 0 | 1 | 1 | | | | | | | |
| | Totals | 22-69 | 9-30 | 11-17 | 12 | 26 | 38 | 18 | 64 | 12 | 13 | 4 | 6 | 200 |

FG % 1st Half: 9-37 24.3% 2nd half: 13-32 40.6% Game: 22-69 31.9%
 3FG % 1st Half: 4-15 26.7% 2nd half: 5-15 33.3% Game: 9-30 30.0%
 FT % 1st Half: 7-10 70.0% 2nd half: 4-7 57.1% Game: 11-17 64.7%

Penn State 71 • 1-0

| # | Player | Total | | 3-Ptr | | Rebounds | | PF | TP | A | TO | Blk | Stl | Min |
|----|-------------------|--------|--------|--------|-----|----------|-----|----|----|---|----|-----|-----|-----|
| | | FG-FGA | FG-FGA | FT-FTA | Off | Def | Off | | | | | | | |
| 05 | Moore, Sierra | * 5-12 | 1-1 | 1-3 | 1 | 4 | 5 | 0 | 12 | 4 | 4 | 2 | 1 | 39 |
| 12 | Spann, Lindsey | * 7-14 | 0-2 | 3-4 | 0 | 5 | 5 | 2 | 17 | 4 | 4 | 0 | 0 | 32 |
| 15 | Mitchell, Kaliyah | * 3-8 | 0-2 | 4-6 | 1 | 2 | 3 | 4 | 10 | 0 | 3 | 0 | 3 | 25 |
| 25 | Whitted, Peyton | * 2-5 | 0-0 | 0-0 | 3 | 6 | 9 | 3 | 4 | 2 | 3 | 0 | 1 | 23 |
| 44 | Waldner, Tori | * 5-7 | 0-0 | 1-2 | 2 | 9 | 11 | 2 | 11 | 0 | 0 | 0 | 1 | 26 |
| 01 | Agee, Candice | 3-6 | 0-0 | 3-6 | 4 | 5 | 9 | 1 | 9 | 0 | 0 | 0 | 0 | 18 |
| 10 | Sevillian, Keke | 2-6 | 2-5 | 0-1 | 0 | 1 | 1 | 2 | 6 | 5 | 0 | 0 | 0 | 19 |
| 14 | Brooks, Dominique | 0-0 | 0-0 | 2-2 | 0 | 0 | 0 | 1 | 2 | 0 | 0 | 0 | 0 | 3 |
| 41 | DeGraaf, Jenny | 0-2 | 0-2 | 0-0 | 0 | 3 | 3 | 1 | 0 | 0 | 0 | 0 | 1 | 15 |
| | Team | | | | 1 | 2 | 3 | | | | | | | |
| | Totals | 27-60 | 3-12 | 14-2 | | | | | | | | | | |

St. Bonaventure 56, Penn State 54 Game #4 * Nov. 25, 2014 * University Park, Pa.

St. Bonaventure 56 • 3-2

| # | Player | Total | | | 3-Ptr | | | Rebounds | | | PF | TP | A | TO | Bk | Stl | Min |
|----|-----------------|--------|--------|--------|--------|--------|--------|----------|-----|-----|----|----|---|-----|----|-----|-----|
| | | FG-FGA | FG-FGA | FT-FTA | FG-FGA | FG-FGA | FT-FTA | Off | Def | Tot | | | | | | | |
| 11 | LITTLE, Hannah | * 2-6 | 0-0 | 5-8 | 3 | 2 | 5 | 1 | 9 | 2 | 4 | 1 | 1 | 1 | 35 | | |
| 14 | RICHMOND, Gabby | * 3-8 | 0-0 | 2-4 | 4 | 2 | 6 | 5 | 8 | 0 | 3 | 0 | 0 | 0 | 19 | | |
| 21 | RUETER, Nyia | * 4-11 | 3-7 | 2-2 | 1 | 3 | 4 | 1 | 13 | 3 | 1 | 0 | 3 | 36 | | | |
| 33 | MICHAEL, Emily | * 4-5 | 3-4 | 0-0 | 0 | 5 | 5 | 1 | 11 | 1 | 2 | 0 | 0 | 33 | | | |
| 42 | HEALY, Katie | * 4-10 | 0-0 | 4-6 | 1 | 10 | 11 | 4 | 12 | 3 | 3 | 1 | 2 | 28 | | | |
| 02 | RUFF, Mariah | 0-2 | 0-2 | 0-0 | 1 | 0 | 1 | 2 | 0 | 0 | 4 | 0 | 1 | 12 | | | |
| 12 | ZAHN, Ashley | 0-3 | 0-2 | 0-0 | 0 | 3 | 3 | 1 | 0 | 0 | 0 | 0 | 0 | 11 | | | |
| 22 | OUTLAW, Imani | 0-2 | 0-0 | 0-0 | 0 | 1 | 1 | 0 | 0 | 0 | 1 | 0 | 0 | 8 | | | |
| 23 | BRITVAR, Matea | 1-4 | 0-1 | 1-2 | 0 | 2 | 2 | 1 | 3 | 0 | 0 | 2 | 0 | 18 | | | |
| | Team | | | | 1 | 2 | 3 | | | | | | | | | | |
| | Totals | 18-51 | 6-16 | 14-22 | 11 | 30 | 41 | 16 | 56 | 9 | 19 | 4 | 7 | 200 | | | |

FG % 1st Half: 6-27 22.2% 2nd half: 12-24 50.0% Game: 18-51 35.3%
 3FG % 1st Half: 4-9 44.4% 2nd half: 2-7 28.6% Game: 6-16 37.5%
 FT % 1st Half: 7-13 53.8% 2nd half: 7-9 77.8% Game: 14-22 63.6%

Penn State 54 • 1-3

| # | Player | Total | | | 3-Ptr | | | Rebounds | | | PF | TP | A | TO | Bk | Stl | Min |
|----|-------------------|--------|--------|--------|--------|--------|--------|----------|-----|-----|----|----|---|-----|----|-----|-----|
| | | FG-FGA | FG-FGA | FT-FTA | FG-FGA | FG-FGA | FT-FTA | Off | Def | Tot | | | | | | | |
| 01 | Agee, Candice | * 4-8 | 0-0 | 0-0 | 1 | 3 | 4 | 3 | 8 | 2 | 3 | 2 | 1 | 24 | | | |
| 05 | Moore, Sierra | * 6-12 | 0-0 | 3-6 | 1 | 4 | 5 | 3 | 15 | 3 | 3 | 0 | 0 | 37 | | | |
| 12 | Spann, Lindsey | * 4-14 | 2-6 | 3-4 | 1 | 1 | 2 | 3 | 13 | 5 | 1 | 0 | 2 | 34 | | | |
| 15 | Mitchell, Kaliyah | * 1-7 | 0-1 | 0-1 | 1 | 8 | 9 | 3 | 2 | 1 | 3 | 0 | 4 | 29 | | | |
| 25 | Whitted, Peyton | * 2-3 | 0-1 | 0-0 | 1 | 0 | 1 | 2 | 4 | 0 | 0 | 0 | 1 | 9 | | | |
| 10 | Sevillian, Keke | 0-4 | 0-0 | 0-0 | 0 | 0 | 0 | 0 | 0 | 1 | 1 | 0 | 1 | 10 | | | |
| 14 | Brooks, Dominique | 0-0 | 0-0 | 0-0 | 0 | 0 | 0 | 0 | 0 | 0 | 1 | 0 | 0 | 1 | | | |
| 41 | DeGraaf, Jenny | 2-4 | 0-2 | 0-0 | 0 | 4 | 4 | 1 | 8 | 0 | 0 | 0 | 0 | 27 | | | |
| 44 | Waldner, Tori | 2-4 | 0-0 | 0-0 | 1 | 5 | 6 | 3 | 4 | 1 | 2 | 3 | 0 | 29 | | | |
| | Team | | | | 2 | 1 | 3 | | | | | | | | | | |
| | Totals | 23-59 | 2-10 | 6-11 | 8 | 26 | 34 | 18 | 54 | 13 | 14 | 5 | 9 | 200 | | | |

FG % 1st Half: 11-27 40.7% 2nd half: 12-32 37.5% Game: 23-59 39.0%
 3FG % 1st Half: 2-6 33.3% 2nd half: 0-4 0.0% Game: 2-10 20.0%
 FT % 1st Half: 0-1 0.0% 2nd half: 6-10 60.0% Game: 6-11 54.5%

Officials: Frank Storateo, Kevin Pettel, Shannon Feck
 Technical fouls: St. Bonaventure-None. Penn State-None.
 Attendance: 6703

| Score by periods | 1st | 2nd | OT | Total |
|------------------|-----|-----|----|-------|
| St. Bonaventure | 23 | 33 | | 56 |
| Penn State | 24 | 30 | | 54 |

| Points | In | Off | 2nd | Fast | Bench |
|--------|-------|-----|--------|-------|-------|
| | Paint | T/O | Chance | Break | |
| SBU | 20 | 7 | 9 | 0 | 3 |
| PSU | 28 | 14 | 6 | 6 | 12 |

Last FG - SBU 2nd-00:02, PSU 2nd-07:08.
 Largest lead - SBU by 3 2nd-13:38, PSU by 9 2nd-07:08.
 SBU led for 04:24. PSU led for 31:03. Game was tied for 04:32.

Score tied - 6 times.
 Lead changed - 9 times.

Notable

- Penn State dropped to 1-3 to start a season for the first time since 2005-06, when the Lady Lions also started 1-3.
- Freshman **Lindsey Spann** posted 13 points, her team-best fourth double-digit scoring game of the season.
- **Sierra Moore** had a career-high 15 points and surpassed the 100-point plateau for her collegiate career.

Samford 59, Penn State 56 (OT) Game #6 * Nov. 30, 2014 * Atlanta, Ga.

Penn State 56 • 1-5

| # | Player | Total | | | 3-Ptr | | | Rebounds | | | PF | TP | A | TO | Bk | Stl | Min |
|----|-------------------|--------|--------|--------|--------|--------|--------|----------|-----|-----|----|----|---|-----|----|-----|-----|
| | | FG-FGA | FG-FGA | FT-FTA | FG-FGA | FG-FGA | FT-FTA | Off | Def | Tot | | | | | | | |
| 15 | Mitchell, Kaliyah | r 3-10 | 0-1 | 2-3 | 1 | 8 | 9 | 5 | 8 | 1 | 2 | 2 | 2 | 38 | | | |
| 25 | Whitted, Peyton | r 1-7 | 0-1 | 0-0 | 1 | 4 | 5 | 4 | 2 | 0 | 1 | 1 | 1 | 23 | | | |
| 44 | Waldner, Tori | c 3-7 | 0-1 | 2-2 | 1 | 11 | 12 | 4 | 18 | 0 | 3 | 0 | 1 | 39 | | | |
| 05 | Moore, Sierra | g 4-10 | 1-2 | 8-10 | 1 | 0 | 1 | 5 | 17 | 3 | 3 | 0 | 2 | 40 | | | |
| 12 | Spann, Lindsey | g 3-13 | 0-2 | 4-6 | 1 | 1 | 2 | 4 | 10 | 5 | 4 | 0 | 3 | 41 | | | |
| 01 | Agee, Candice | 0-1 | 0-0 | 0-0 | 0 | 0 | 0 | 0 | 0 | 0 | 1 | 0 | 0 | 2 | | | |
| 10 | Sevillian, Keke | 0-1 | 0-0 | 0-0 | 0 | 0 | 0 | 0 | 0 | 0 | 1 | 2 | 0 | 9 | | | |
| 41 | DeGraaf, Jenny | 5-9 | 1-2 | 0-0 | 1 | 9 | 10 | 1 | 11 | 1 | 1 | 0 | 0 | 33 | | | |
| | Team | | | | 1 | 0 | 1 | | | | | | | | | | |
| | Totals | 19-58 | 2-9 | 16-21 | 7 | 33 | 40 | 25 | 56 | 11 | 16 | 3 | 9 | 225 | | | |

FG % 1st Half: 7-27 25.9% 2nd half: 10-24 41.7% OT: 2-7 28.6% Game: 19-58 32.8%
 3FG % 1st Half: 0-4 0.0% 2nd half: 1-3 33.3% OT: 1-2 50.0% Game: 2-9 22.2%
 FT % 1st Half: 7-10 70.0% 2nd half: 4-5 80.0% OT: 5-6 83.3% Game: 16-21 76.2%

Samford 59 • 4-2

| # | Player | Total | | | 3-Ptr | | | Rebounds | | | PF | TP | A | TO | Bk | Stl | Min |
|----|-------------------|--------|--------|--------|--------|--------|--------|----------|-----|-----|----|----|---|-----|----|-----|-----|
| | | FG-FGA | FG-FGA | FT-FTA | FG-FGA | FG-FGA | FT-FTA | Off | Def | Tot | | | | | | | |
| 03 | ELLIOTT, Destiney | r 2-5 | 0-1 | 1-7 | 2 | 6 | 8 | 2 | 5 | 2 | 2 | 2 | 2 | 35 | | | |
| 10 | REECE, Taylor | r 8-17 | 4-7 | 2-4 | 1 | 5 | 6 | 4 | 22 | 0 | 2 | 1 | 1 | 39 | | | |
| 02 | NICHOLS, Hannah | g 5-12 | 2-7 | 1-2 | 2 | 5 | 7 | 3 | 13 | 0 | 2 | 0 | 0 | 39 | | | |
| 11 | MAYERS, Amara | g 0-5 | 0-0 | 0-0 | 1 | 5 | 6 | 2 | 0 | 0 | 3 | 0 | 0 | 23 | | | |
| 12 | STRICKLIN, Krista | g 3-7 | 0-2 | 3-5 | 0 | 4 | 4 | 3 | 9 | 3 | 3 | 0 | 0 | 31 | | | |
| 05 | BLEVINS, Kassidy | 0-2 | 0-1 | 0-0 | 0 | 4 | 4 | 2 | 0 | 4 | 2 | 0 | 2 | 23 | | | |
| 21 | FLETCHER, Keke | 0-3 | 0-2 | 1-2 | 0 | 0 | 0 | 1 | 1 | 0 | 1 | 0 | 0 | 6 | | | |
| 22 | RIGGINS, Ellen | 2-4 | 0-1 | 5-5 | 0 | 3 | 3 | 2 | 9 | 1 | 3 | 0 | 0 | 29 | | | |
| | Team | | | | 2 | 2 | 4 | | | | | | | | | | |
| | Totals | 20-55 | 6-21 | 13-25 | 8 | 34 | 42 | 19 | 59 | 10 | 19 | 4 | 5 | 225 | | | |

FG % 1st Half: 6-21 28.6% 2nd half: 10-28 35.7% OT: 4-6 66.7% Game: 20-55 36.4%
 3FG % 1st Half: 0-5 0.0% 2nd half: 1-3 33.3% OT: 1-3 33.3% Game: 6-21 28.6%
 FT % 1st Half: 1-5 20.0% 2nd half: 8-10 80.0% OT: 4-10 40.0% Game: 13-25 52.0%

Officials: Meadow Overstreet, Kristin McKinnon, Mike Riggs
 Technical fouls: Penn State-None. Samford-None.
 Attendance: 522

| Score by periods | 1st | 2nd | OT | Total |
|------------------|-----|-----|----|-------|
| Penn State | 21 | 25 | 10 | 56 |
| Samford | 13 | 33 | 13 | 59 |

| Points | In | Off | 2nd | Fast | Bench |
|--------|-------|-----|--------|-------|-------|
| | Paint | T/O | Chance | Break | |
| PSU | 28 | 11 | 4 | 6 | 11 |
| SAM | 22 | 13 | 4 | 0 | 10 |

Last FG - PSU OT-00:25, SAM OT-01:48.
 Largest lead - PSU by 16 2nd-09:59, SAM by 6 OT-01:48.
 PSU led for 36:49. SAM led for 04:26. Game was tied for 03:40.

Score tied - 1 time.
 Lead changed - 1 time.

Notable

- Penn State held Samford 13 points in the first half, the fewest allowed by PSU this season. It was the lowest scoring output for a Lady Lion's opponent since NJIT scored nine points in the first half on Dec. 23, 2012.
- Sophomore **Jenny DeGraaf** posted her first career double-double with 11 points and a career-high 10 rebounds.

Liberty 80, Penn State 68 Game #5 * Nov. 28, 2014 * Atlanta, Ga.

Penn State 68 • 1-4

| # | Player | Total | | | 3-Ptr | | | Rebounds | | | PF | TP | A | TO | Bk | Stl | Min |
|----|-------------------|--------|--------|--------|--------|--------|--------|----------|-----|-----|----|----|----|-----|----|-----|-----|
| | | FG-FGA | FG-FGA | FT-FTA | FG-FGA | FG-FGA | FT-FTA | Off | Def | Tot | | | | | | | |
| 15 | Mitchell, Kaliyah | r 4-12 | 0-3 | 2-3 | 1 | 4 | 5 | 4 | 10 | 0 | 3 | 0 | 5 | 27 | | | |
| 44 | Waldner, Tori | r 3-8 | 1-2 | 3-4 | 3 | 5 | 8 | 2 | 10 | 3 | 1 | 1 | 1 | 34 | | | |
| 01 | Agee, Candice | c 2-4 | 0-0 | 2-4 | 2 | 3 | 5 | 1 | 6 | 0 | 2 | 4 | 1 | 22 | | | |
| 05 | Moore, Sierra | g 5-10 | 0-0 | 4-7 | 2 | 3 | 5 | 5 | 14 | 4 | 3 | 0 | 0 | 33 | | | |
| 12 | Spann, Lindsey | g 7-21 | 0-7 | 3-3 | 0 | 0 | 0 | 3 | 17 | 3 | 7 | 0 | 2 | 37 | | | |
| 10 | Sevillian, Keke | 0-0 | 0-0 | 0-0 | 0 | 0 | 0 | 4 | 0 | 1 | 0 | 0 | 1 | 7 | | | |
| 14 | Brooks, Dominique | 1-1 | 0-0 | 0-0 | 0 | 0 | 0 | 0 | 2 | 0 | 0 | 0 | 0 | 2 | | | |
| 25 | Whitted, Peyton | 3-6 | 1-1 | 0-0 | 3 | 2 | 5 | 5 | 7 | 0 | 2 | 0 | 0 | 18 | | | |
| 41 | DeGraaf, Jenny | 1-3 | 0-2 | 0-0 | 1 | 2 | 3 | 0 | 2 | 1 | 0 | 0 | 1 | 20 | | | |
| | Team | | | | 3 | 1 | 4 | | | | | | | | | | |
| | Totals | 26-65 | 2-15 | 14-21 | 15 | 20 | 35 | 24 | 68 | 12 | 18 | 5 | 12 | 200 | | | |

FG % 1st Half: 14-31 45.2% 2nd half: 12-34 35.3% Game: 26-65 40.0%
 3FG % 1st Half: 1-5 20.0% 2nd half: 1-10 10.0% Game: 2-15 13.3%
 FT % 1st Half: 6-8 75.0% 2nd half: 8-13 61.5% Game: 14-21 66.7%

Liberty 80 • 3-2

| # | Player | Total | | | 3-Ptr | | | Rebounds | | | PF | TP | A | TO | Bk | Stl | Min |
|----|----------------------|--------|--------|--------|--------|--------|--------|----------|-----|-----|----|----|---|-----|----|-----|-----|
| | | FG-FGA | FG-FGA | FT-FTA | FG-FGA | FG-FGA | FT-FTA | Off | Def | Tot | | | | | | | |
| 15 | BROWN, Simone | r 8-11 | 5-8 | 2-2 | 2 | 4 | 6 | 3 | 23 | 0 | 4 | 1 | 3 | 34 | | | |
| 55 | RINGER, Ashley | r 5-12 | 0-0 | 3-5 | 2 | 6 | 8 | 1 | 13 | 1 | 1 | 3 | 0 | 29 | | | |
| 34 | ADAMS, Katelyn | c 2-6 | 0-0 | 2-2 | 4 | 7 | 11 | 3 | 6 | 3 | 2 | 1 | 2 | 29 | | | |
| 03 | ELLIS, Sadalia | g 3-5 | 0-0 | 3-4 | 0 | 0 | 0 | 4 | 9 | 5 | 4 | 1 | 3 | 21 | | | |
| 14 | BUER, Karly | g 3-7 | 2-5 | 5-6 | 2 | 1 | 3 | 4 | 13 | 2 | 4 | 0 | 0 | 25 | | | |
| 02 | LEATHERWOOD, Candice | 0-2 | 0-1 | 0-0 | 0 | 0 | 0 | 0 | 0 | 0 | 0 | 0 | 0 | 3 | | | |
| 04 | ROLLINS, Erika | 1-3 | 1-2 | 0-0 | 1 | 1 | 2 | 0 | 3 | 0 | 0 | 0 | 0 | 7 | | | |
| 10 | FISHER-DAVIS, Jaymee | 2-5 | 2-5 | 0-0 | 0 | 0 | 0 | 0 | 6 | 1 | 2 | 0 | 0 | 15 | | | |
| 21 | FRAZIER, Emily | 0-2 | 0-1 | 4-4 | 0 | 1 | 1 | 1 | 4 | 3 | 1 | 0 | 0 | 16 | | | |
| 24 | GARDNER, Jasmine | 0-2 | 0-0 | 0-0 | 1 | 1 | 2 | 0 | 0 | 0 | 2 | 0 | 0 | 11 | | | |
| 44 | KEARNEY, Catherine | 1-3 | 0-0 | 1-2 | 1 | 0 | 1 | 4 | 3 | 2 | 0 | 0 | 0 | 10 | | | |
| | Team | | | | 1 | 3 | 4 | | | | | | | | | | |
| | Totals | 25-58 | 10-22 | 20-25 | 14 | 24 | 38 | 21 | 80 | 17 | 20 | 6 | 8 | 200 | | | |

FG % 1st Half: 10-32 31.3% 2nd half: 15-26 57.7% Game: 25-58 43.1%
 3FG % 1st Half: 4-15 26.7% 2nd half: 6-7 85.7% Game: 10-22 45.5%
 FT % 1st Half: 4-5 80.0% 2nd half: 16-20 80.0% Game: 20-25 80.0%

Officials: Natasha Harris, Cole Womack, David Scroggins
 Technical fouls: Penn State-None. Liberty-None.
 Attendance: 645

| Score by periods | 1st | 2nd | Total |
|------------------|-----|-----|-------|
| Penn State | 35 | 33 | 68 |
| Liberty | 28 | 52 | 80 |

| Points | In | Off | 2nd | Fast | Bench |
|-----------|-------|-----|--------|-------|-------|
| | Paint | T/O | Chance | Break | |
| PSU | 36 | 13 | 11 | 20 | 11 |
| LIBERTY</ | | | | | |

Penn State 96, Wagner 66

Game #8 * Dec. 7, 2014 * University Park, Pa.

Wagner 66 • 0-7

| # | Player | Total | | 3-Ptr | | Rebounds | | | PF | TP | A | TO | Bk | Stl | Min |
|--------|--------------------|--------|--------|--------|-----|----------|-----|----|----|----|---|----|----|-----|-----|
| | | FG-FGA | FG-FGA | FT-FTA | Off | Def | Tot | | | | | | | | |
| 01 | NWAJEI, Jasmine | * 7-17 | 0-2 | 0-0 | 1 | 5 | 6 | 4 | 14 | 7 | 9 | 0 | 2 | 34 | |
| 14 | ROWE, Lyndsay | * 0-5 | 0-3 | 0-0 | 1 | 1 | 2 | 0 | 2 | 0 | 0 | 0 | 0 | 25 | |
| 20 | DLUHI, Jackie | * 2-3 | 0-0 | 0-0 | 0 | 0 | 0 | 5 | 4 | 1 | 3 | 1 | 0 | 14 | |
| 24 | PECK, Jordyn | * 9-16 | 6-13 | 3-5 | 0 | 0 | 0 | 0 | 27 | 0 | 1 | 0 | 1 | 37 | |
| 25 | CONYERS-JORDAN, M. | * 1-4 | 0-1 | 0-0 | 1 | 4 | 5 | 2 | 2 | 1 | 2 | 0 | 0 | 26 | |
| 03 | RUSSELL, Tanasia | * 2-2 | 0-0 | 0-0 | 0 | 0 | 0 | 1 | 4 | 0 | 0 | 1 | 0 | 6 | |
| 05 | WADE, Tessa | * 0-0 | 0-0 | 0-0 | 1 | 0 | 1 | 0 | 0 | 0 | 0 | 0 | 0 | 5 | |
| 13 | ROMA, Sofia | * 0-1 | 0-0 | 1-2 | 0 | 2 | 2 | 4 | 1 | 0 | 2 | 0 | 0 | 10 | |
| 15 | HAMLET, Jazmine | * 1-3 | 0-0 | 0-1 | 2 | 5 | 7 | 4 | 2 | 1 | 3 | 0 | 0 | 19 | |
| 21 | SULLIVAN, Samantha | * 1-2 | 0-0 | 0-0 | 1 | 1 | 2 | 3 | 0 | 2 | 1 | 0 | 0 | 9 | |
| 32 | BUTIGIAN, Taylor | * 2-3 | 2-3 | 4-6 | 1 | 1 | 2 | 3 | 10 | 1 | 0 | 1 | 0 | 15 | |
| Team | | | | | 3 | 1 | 4 | | | | | | | | |
| Totals | | 25-56 | 8-22 | 8-14 | 10 | 19 | 29 | 66 | 12 | 23 | 2 | 4 | 20 | | |

FG % 1st Half: 10-25 40.0% 2nd half: 15-31 48.4% Game: 25-56 44.6% Deadball Rebounds
 3FG % 1st Half: 6-12 50.0% 2nd half: 2-10 20.0% Game: 8-22 36.4% 2
 FT % 1st Half: 2-4 50.0% 2nd half: 6-10 60.0% Game: 8-14 57.1%

Penn State 96 • 2-6

| # | Player | Total | | 3-Ptr | | Rebounds | | | PF | TP | A | TO | Bk | Stl | Min |
|--------|-------------------|--------|--------|--------|-----|----------|-----|----|----|----|----|----|----|-----|-----|
| | | FG-FGA | FG-FGA | FT-FTA | Off | Def | Tot | | | | | | | | |
| 01 | Agee, Candice | * 4-7 | 0-0 | 1-3 | 2 | 2 | 4 | 3 | 9 | 1 | 3 | 1 | 1 | 23 | |
| 05 | Moore, Sierra | * 5-9 | 0-0 | 11-12 | 1 | 4 | 5 | 0 | 21 | 7 | 0 | 0 | 2 | 31 | |
| 12 | Spann, Lindsey | * 8-15 | 2-5 | 4-4 | 2 | 3 | 5 | 3 | 22 | 4 | 2 | 0 | 2 | 30 | |
| 15 | Mitchell, Kaliyah | * 8-11 | 1-2 | 3-4 | 3 | 4 | 7 | 1 | 20 | 0 | 1 | 0 | 0 | 28 | |
| 44 | Waldner, Tori | * 0-1 | 0-0 | 0-2 | 0 | 5 | 5 | 3 | 0 | 2 | 2 | 1 | 1 | 15 | |
| 10 | Sevillian, Keke | * 2-6 | 0-2 | 0-2 | 2 | 1 | 3 | 1 | 4 | 4 | 1 | 0 | 3 | 27 | |
| 14 | Brooks, Dominique | * 1-3 | 0-0 | 2-2 | 0 | 0 | 0 | 1 | 4 | 0 | 0 | 1 | 0 | 9 | |
| 25 | Whitted, Peyton | * 2-4 | 0-0 | 0-0 | 1 | 1 | 2 | 4 | 0 | 1 | 0 | 1 | 0 | 16 | |
| 34 | Dincher, Molly | * 0-0 | 0-0 | 0-0 | 0 | 0 | 0 | 1 | 0 | 0 | 0 | 0 | 0 | 2 | |
| 41 | DeGraaf, Jenny | * 4-8 | 0-2 | 4-4 | 1 | 2 | 3 | 2 | 12 | 1 | 0 | 1 | 0 | 19 | |
| Team | | | | | 3 | 3 | 6 | | | | | | | | |
| Totals | | 34-64 | 3-11 | 25-33 | 15 | 25 | 40 | 17 | 96 | 19 | 12 | 4 | 10 | 200 | |

FG % 1st Half: 14-32 43.8% 2nd half: 20-32 62.5% Game: 34-64 53.1% Deadball Rebounds
 3FG % 1st Half: 3-8 37.5% 2nd half: 0-3 0.0% Game: 3-11 27.3% 4
 FT % 1st Half: 11-16 68.8% 2nd half: 14-17 82.4% Game: 25-33 75.8%

Officials: Frank Steratore, Shannon Feck, An-Jamilah Gregory
 Technical fouls: Wagner-None. Penn State-None.
 Attendance: 3657

| Score by periods | 1st | 2nd | Total |
|------------------|-----|-----|-------|
| Wagner | 28 | 38 | 66 |
| Penn State | 42 | 54 | 96 |

Last FG - WAGNER 2nd-03:43, PSU 2nd-03:13.
 Largest lead - WAGNER None, PSU by 31 2nd-07:48.
 WAGNER led for 00:00. PSU led for 39:28. Game was tied for 00:18.

Notable

- The 96 points vs. the Seahawks were the most for the Lady Lions since scoring a Bryce Jordan Center record 117 points vs. St. Francis (Pa.) in the 2013-14 season opener on Nov. 8, 2013.
- **Lindsey Spann (22)**, **Sierra Moore (21)** and **Kaliyah Mitchell (20)** all reached the 20-point mark vs. Wagner. It was the first time since Nov. 26, 2011 vs. Nevada that three Lady Lions all cracked the 20 point mark in the same game; Maggie Lucas (26), Alex Bentley (23) and Zhaque Gray (21).

Penn State 85, Rider 51

Game #10 * Dec. 14, 2014 * University Park, Pa.

Rider 51 • 2-7

| # | Player | Total | | 3-Ptr | | Rebounds | | | PF | TP | A | TO | Bk | Stl | Min |
|--------|-----------------------|--------|--------|--------|-----|----------|-----|----|----|----|----|----|----|-----|-----|
| | | FG-FGA | FG-FGA | FT-FTA | Off | Def | Tot | | | | | | | | |
| 05 | Fazzini, Emily | * 5-13 | 4-9 | 0-0 | 1 | 1 | 2 | 2 | 14 | 0 | 3 | 0 | 2 | 24 | |
| 11 | Pellet, Manon | * 0-0 | 0-0 | 0-2 | 0 | 2 | 2 | 4 | 0 | 6 | 2 | 0 | 1 | 25 | |
| 23 | Banks, Lashay | * 2-5 | 0-0 | 3-4 | 3 | 3 | 6 | 2 | 7 | 1 | 3 | 0 | 2 | 20 | |
| 25 | Perkins, Robin | * 3-10 | 0-2 | 1-4 | 2 | 3 | 5 | 3 | 7 | 0 | 2 | 2 | 0 | 23 | |
| 45 | Duggan, Julia | * 3-8 | 0-0 | 0-2 | 1 | 2 | 3 | 2 | 6 | 1 | 1 | 0 | 1 | 22 | |
| 03 | Hoskova, Kamila | * 0-3 | 0-1 | 0-0 | 0 | 1 | 1 | 1 | 2 | 0 | 1 | 0 | 0 | 11 | |
| 04 | Valiuskyte, Kornelija | * 0-4 | 0-0 | 0-0 | 0 | 0 | 0 | 1 | 0 | 0 | 1 | 0 | 0 | 13 | |
| 05 | Wentzel, Taylor | * 0-4 | 0-0 | 1-2 | 0 | 0 | 0 | 2 | 1 | 1 | 3 | 0 | 0 | 15 | |
| 13 | Houghton, C'quoya | * 0-1 | 0-0 | 0-0 | 1 | 0 | 1 | 0 | 0 | 0 | 0 | 0 | 0 | 4 | |
| 20 | Mason, Stephanie | * 0-1 | 0-1 | 0-3 | 0 | 1 | 1 | 0 | 0 | 0 | 0 | 0 | 0 | 8 | |
| 31 | Wallace, Jessie | * 4-11 | 1-1 | 2-3 | 3 | 2 | 5 | 0 | 11 | 1 | 1 | 0 | 2 | 16 | |
| 25 | Gillcrease, Marritta | * 1-4 | 0-0 | 1-1 | 3 | 5 | 8 | 1 | 3 | 0 | 1 | 1 | 2 | 16 | |
| 50 | Loutzenhiser, Janine | * 0-1 | 0-1 | 0-0 | 0 | 0 | 0 | 0 | 0 | 0 | 0 | 0 | 0 | 3 | |
| Team | | | | | 1 | 0 | 1 | | | | | | | | |
| Totals | | 19-65 | 5-15 | 8-21 | 15 | 20 | 35 | 18 | 51 | 11 | 19 | 7 | 3 | 100 | |

FG % 1st Half: 9-37 24.3% 2nd half: 10-28 35.7% Game: 19-65 29.2% Deadball Rebounds
 3FG % 1st Half: 2-7 28.6% 2nd half: 3-8 37.5% Game: 5-15 33.3% 6,1
 FT % 1st Half: 3-5 60.0% 2nd half: 5-16 31.3% Game: 8-21 38.1%

Penn State 85 • 3-7

| # | Player | Total | | 3-Ptr | | Rebounds | | | PF | TP | A | TO | Bk | Stl | Min |
|--------|-------------------|---------|--------|--------|-----|----------|-----|----|----|----|----|----|----|-----|-----|
| | | FG-FGA | FG-FGA | FT-FTA | Off | Def | Tot | | | | | | | | |
| 01 | Agee, Candice | * 9-13 | 0-0 | 1-2 | 6 | 3 | 9 | 3 | 19 | 1 | 2 | 5 | 1 | 24 | |
| 05 | Moore, Sierra | * 3-11 | 0-0 | 1-2 | 0 | 4 | 4 | 0 | 7 | 1 | 1 | 0 | 0 | 29 | |
| 12 | Spann, Lindsey | * 11-20 | 1-4 | 0-2 | 0 | 5 | 5 | 2 | 23 | 5 | 2 | 0 | 2 | 35 | |
| 15 | Mitchell, Kaliyah | * 4-7 | 0-1 | 4-6 | 4 | 6 | 10 | 3 | 12 | 1 | 1 | 1 | 4 | 29 | |
| 25 | Whitted, Peyton | * 2-4 | 0-0 | 1-2 | 0 | 2 | 2 | 3 | 5 | 1 | 3 | 0 | 0 | 14 | |
| 10 | Sevillian, Keke | * 3-3 | 0-0 | 3-7 | 1 | 3 | 4 | 2 | 9 | 4 | 2 | 0 | 0 | 27 | |
| 14 | Brooks, Dominique | * 1-1 | 0-0 | 0-0 | 0 | 0 | 0 | 1 | 2 | 0 | 1 | 0 | 0 | 6 | |
| 34 | Dincher, Molly | * 0-0 | 0-0 | 0-0 | 0 | 0 | 0 | 0 | 0 | 0 | 0 | 0 | 0 | 3 | |
| 41 | DeGraaf, Jenny | * 2-6 | 0-2 | 0-0 | 0 | 7 | 7 | 2 | 4 | 0 | 2 | 0 | 0 | 23 | |
| 44 | Waldner, Tori | * 1-2 | 0-0 | 2-2 | 1 | 2 | 3 | 4 | 0 | 1 | 1 | 0 | 1 | 10 | |
| Team | | | | | 3 | 7 | 10 | | | | | | | | |
| Totals | | 36-67 | 1-7 | 12-23 | 15 | 38 | 53 | 20 | 85 | 19 | 17 | 8 | 10 | 200 | |

FG % 1st Half: 20-36 55.6% 2nd half: 16-31 51.6% Game: 36-67 53.7% Deadball Rebounds
 3FG % 1st Half: 0-4 0.0% 2nd half: 1-3 33.3% Game: 1-7 14.3% 6
 FT % 1st Half: 10-17 58.8% 2nd half: 2-6 33.3% Game: 12-23 52.2%

Officials: Maj Forsberg, Roy Gulbeyan, Erika Herriman
 Technical fouls: Rider-None. Penn State-None.
 Attendance: 9991

| Score by periods | 1st | 2nd | OT | Total |
|------------------|-----|-----|----|-------|
| Rider | 23 | 28 | 51 | |
| Penn State | 50 | 35 | 85 | |

Last FG - RIDER 2nd-00:26, PSU 2nd-01:31.
 Largest lead - RIDER None, PSU by 40 2nd-01:31.
 RIDER led for 00:00. PSU led for 39:57. Game was tied for 00:03.

Notable

- Sophomore forward **Kaliyah Mitchell** earned her first career double-double, tallying 12 points and 10 rebounds.
- Sophomore **Sierra Moore** matched a career-high with seven assists and notched her sixth game with four or more assists (third consecutive).
- Center **Candice Agee** recorded a career-high five blocks..

Hartford 62, Penn State 57

Game #9 * Dec. 10, 2014 * Hartford, Conn.

Penn State 57 • 2-7

| # | Player | Total | | 3-Ptr | | Rebounds | | | PF | TP | A | TO | Bk | Stl | Min |
|--------|-------------------|--------|--------|--------|-----|----------|-----|----|----|----|----|----|----|-----|-----|
| | | FG-FGA | FG-FGA | FT-FTA | Off | Def | Tot | | | | | | | | |
| 44 | Waldner, Tori | f 0-2 | 0-0 | 0-0 | 0 | 4 | 4 | 1 | 0 | 2 | 2 | 1 | 0 | 23 | |
| 01 | Agee, Candice | c 8-13 | 0-0 | 4-6 | 4 | 4 | 8 | 1 | 20 | 1 | 5 | 1 | 0 | 26 | |
| 05 | Moore, Sierra | f 4-9 | 0-0 | 2-2 | 0 | 2 | 2 | 4 | 10 | 5 | 4 | 0 | 2 | 29 | |
| 12 | Spann, Lindsey | g 1-6 | 0-1 | 3-4 | 0 | 4 | 4 | 3 | 5 | 4 | 2 | 0 | 1 | 31 | |
| 15 | Mitchell, Kaliyah | g 2-13 | 1-3 | 4-6 | 4 | 3 | 7 | 5 | 9 | 0 | 4 | 1 | 0 | 31 | |
| 10 | Sevillian, Keke | g 1-1 | 1-1 | 0-0 | 1 | 0 | 1 | 3 | 3 | 0 | 0 | 0 | 0 | 13 | |
| 25 | Whitted, Peyton | g 3-7 | 0-1 | 2-2 | 2 | 3 | 5 | 4 | 8 | 0 | 2 | 0 | 0 | 23 | |
| 41 | DeGraaf, Jenny | g 1-6 | 0-3 | 0-0 | 2 | 0 | 2 | 1 | 2 | 2 | 2 | 0 | 1 | 24 | |
| Team | | | | | 4 | 2 | 6 | | | | | | | | |
| Totals | | 20-57 | 2-9 | 15-20 | 17 | 22 | 39 | 22 | 57 | 14 | 21 | 3 | 4 | 200 | |

FG % 1st Half: 7-24 29.2% 2nd half: 13-33 39.4% Game: 20-57 35.1% Deadball Rebounds
 3FG % 1st Half: 1-3 33.3% 2nd half: 1-6 16.7% Game: 2-9 22.2% 3,1
 FT % 1st Half: 3-6 50.0% 2nd half: 12-14 85.7% Game: 15-20 75.0%

HARTFORD 62 • 4-6

| # | Player | Total | | 3-Ptr | | Rebounds | | | PF | TP | A | TO | Bk | Stl | Min |
|----|------------------|--------|--------|--------|-----|----------|-----|---|----|----|---|----|----|-----|-----|
| | | FG-FGA | FG-FGA | FT-FTA | Off | Def | Tot | | | | | | | | |
| 31 | Cherelle Moore | f 7-15 | 0-1 | 0-0 | 1 | 7 | 8 | 3 | 14 | 3 | 7 | 0 | 3 | 34 | |
| 33 | Janelle Harrison | f 1-1 | 0-0 | 0-0 | 0 | 1 | 1 | 2 | 2 | 0 | 2 | 0 | 1 | 20 | |
| 03 | Deanna Mayza | g 6-10 | 6-8 | 7-8 | 0 | 2 | 2 | 1 | 25 | 1 | 5 | 0 | 1 | 40 | |
| 21 | Shanise Bultron | g 1-1 | 1-1 | 0-0 | 0 | 1 | 1 | 2 | 3 | 2 | 1 | 0 | 2 | 17 | |
| 25 | Amber Bepko | g 2-8 | 2-7 | 0-0 | 0 | 4 | 3 | 6 | 4 | 2 | 1 | | | | |

#23/20 Iowa 77, Penn State 52

Game #12 * Dec. 27, 2014 * Iowa City, Iowa

Penn State 52 • 3-9, 0-1

| # | Player | Total | | 3-Ptr | | Rebounds | | PF | TP | A | TO | Bk | Stl | Min |
|----|-------------------|--------|--------|--------|--------|----------|-----|----|----|----|----|----|-----|-----|
| | | FG-FGA | FG-FGA | FT-FTA | FT-FTA | Off | Def | | | | | | | |
| 15 | Mitchell, Kalyiah | r | 0-2 | 0-0 | 0-2 | 2 | 2 | 4 | 0 | 0 | 2 | 2 | 1 | 21 |
| 25 | Whitted, Peyton | f | 0-6 | 0-2 | 0-0 | 0 | 4 | 4 | 2 | 0 | 2 | 0 | 1 | 27 |
| 01 | Agee, Candice | c | 4-5 | 0-0 | 1-2 | 1 | 0 | 1 | 2 | 9 | 0 | 1 | 0 | 19 |
| 05 | Moore, Sierra | g | 1-7 | 0-1 | 0-0 | 2 | 2 | 2 | 1 | 2 | 1 | 2 | 0 | 18 |
| 12 | Spann, Lindsey | g | 6-21 | 4-9 | 6-8 | 1 | 4 | 5 | 3 | 22 | 4 | 5 | 0 | 39 |
| 10 | Sevilliano, Keke | g | 1-2 | 0-0 | 2-2 | 0 | 4 | 4 | 1 | 4 | 1 | 1 | 0 | 26 |
| 11 | Harris, Alex | g | 2-5 | 0-0 | 0-0 | 7 | 4 | 11 | 3 | 4 | 1 | 5 | 0 | 18 |
| 14 | Brooks, Dominique | g | 0-0 | 0-0 | 0-0 | 0 | 0 | 0 | 0 | 0 | 0 | 0 | 0 | 1 |
| 41 | DeGraaf, Jenny | g | 2-2 | 0-0 | 0-0 | 3 | 1 | 4 | 4 | 0 | 1 | 0 | 0 | 9 |
| 44 | Waldner, Tori | g | 2-7 | 0-0 | 3-4 | 3 | 1 | 4 | 1 | 7 | 0 | 0 | 1 | 22 |
| | Team | | | | | 2 | 2 | 4 | | | 1 | | | |
| | Totals | | 18-57 | 4-12 | 12-18 | 18 | 22 | 40 | 19 | 52 | 9 | 24 | 2 | 9 |

FG % 1st Half: 10-30 33.3% 2nd half: 8-27 29.6% Game: 18-57 31.6%
 3FG % 1st Half: 1-4 25.0% 2nd half: 3-8 37.5% Game: 4-12 33.3%
 FT % 1st Half: 3-6 50.0% 2nd half: 9-12 75.0% Game: 12-18 66.7%

Iowa 77 • 10-2, 1-0

| # | Player | Total | | 3-Ptr | | Rebounds | | PF | TP | A | TO | Bk | Stl | Min | |
|----|----------------------|--------|--------|--------|--------|----------|-----|----|----|----|----|----|-----|-----|-----|
| | | FG-FGA | FG-FGA | FT-FTA | FT-FTA | Off | Def | | | | | | | | Tot |
| 51 | Doolittle, Bethany | c | 6-10 | 0-0 | 0-1 | 5 | 6 | 11 | 4 | 12 | 1 | 4 | 6 | 1 | 29 |
| 02 | Disterhoft, Ally | g | 3-5 | 1-2 | 4-7 | 4 | 1 | 5 | 0 | 11 | 8 | 2 | 0 | 1 | 28 |
| 15 | Jennings, Whitney | g | 3-9 | 0-1 | 5-6 | 1 | 1 | 2 | 2 | 11 | 4 | 2 | 0 | 1 | 35 |
| 21 | Dixon, Melissa | g | 7-16 | 5-12 | 2-2 | 1 | 3 | 4 | 1 | 21 | 0 | 2 | 0 | 3 | 29 |
| 22 | Logic, Samantha | g | 3-6 | 1-2 | 1-2 | 0 | 6 | 6 | 1 | 8 | 5 | 5 | 0 | 2 | 35 |
| 01 | Kastanek, Alexa | g | 1-2 | 1-2 | 0-0 | 0 | 0 | 0 | 1 | 3 | 0 | 0 | 0 | 0 | 3 |
| 03 | Till, Claire | g | 0-0 | 0-0 | 0-0 | 0 | 0 | 2 | 0 | 0 | 1 | 0 | 0 | 4 | |
| 04 | Coley, Chase | g | 0-1 | 0-0 | 0-0 | 1 | 2 | 3 | 1 | 0 | 1 | 0 | 0 | 6 | |
| 23 | Buttenham, Christina | g | 5-8 | 1-2 | 0-0 | 0 | 2 | 2 | 1 | 11 | 2 | 0 | 0 | 1 | 15 |
| 25 | Peschel, Kali | g | 0-3 | 0-1 | 0-0 | 0 | 0 | 0 | 3 | 0 | 2 | 0 | 0 | 12 | |
| 34 | Mohs, Carly | g | 0-0 | 0-0 | 0-0 | 0 | 0 | 0 | 0 | 0 | 0 | 0 | 1 | 4 | |
| | Team | | | | | 2 | 3 | 5 | | | | | | | |
| | Totals | | 28-60 | 9-22 | 12-18 | 14 | 24 | 38 | 16 | 77 | 21 | 18 | 6 | 10 | |

FG % 1st Half: 15-30 50.0% 2nd half: 13-30 43.3% Game: 28-60 46.7%
 3FG % 1st Half: 7-13 53.8% 2nd half: 2-9 22.2% Game: 9-22 40.9%
 FT % 1st Half: 4-6 66.7% 2nd half: 8-12 66.7% Game: 12-18 66.7%

Officials: Bryan Enterline, Billy Smith, Angie Enlund
 Technical fouls: Penn State-None. Iowa-None.
 Attendance: 5411
 Big Ten Opener

| Score by periods | 1st | 2nd | Total |
|------------------|-----|-----|-------|
| Penn State | 24 | 28 | 52 |
| Iowa | 41 | 36 | 77 |

| Points | In | Off | 2nd | Fast | Bench |
|--------|-------|-----|--------|-------|-------|
| PSU | Paint | T/O | Chance | Break | |
| 22 | 6 | 20 | 7 | 19 | |
| IOWA | 26 | 26 | 14 | 10 | 14 |

Last FG - PSU 2nd-07:04, IOWA 2nd-01:08.
 Largest lead - PSU None, IOWA by 25 2nd-01:08.
 PSU led for 00:00, IOWA led for 39:20, Game was tied for 00:33.

Notable

- Freshman **Lindsey Spann** posted her third straight 20-point game with 22 points at Iowa. She now has a team-high 11 double-digit scoring games this season, with four of those 20-point efforts.
- Sophomore **Alex Harris** tied her career-high with 11 rebounds, a feat she has accomplished twice; last vs. Illinois State on Nov. 20, 2013.
- Sophomore **Kalyiah Mitchell** tied her career-high with two blocked shots.

Illinois 91, Penn State 76

Game #14 * Jan. 4, 2015 * University Park, Pa.

Illinois 91 • 10-4 (1-1)

| # | Player | Total | | 3-Ptr | | Rebounds | | PF | TP | A | TO | Bk | Stl | Min | |
|----|---------------------|--------|--------|--------|--------|----------|-----|----|----|----|----|----|-----|-----|-----|
| | | FG-FGA | FG-FGA | FT-FTA | FT-FTA | Off | Def | | | | | | | | Tot |
| 15 | Simmons, Kyle | * | 3-7 | 2-6 | 2-3 | 0 | 2 | 2 | 10 | 10 | 1 | 0 | 3 | 39 | |
| 20 | Carter, Brittany | * | 1-7 | 0-4 | 2-2 | 1 | 5 | 6 | 4 | 4 | 5 | 1 | 0 | 37 | |
| 22 | Drawler, Ivory | * | 8-11 | 3-4 | 3-5 | 2 | 4 | 6 | 4 | 22 | 5 | 6 | 0 | 1 | 39 |
| 32 | White, Chatrice | * | 7-15 | 0-2 | 3-3 | 2 | 0 | 2 | 4 | 17 | 2 | 2 | 2 | 31 | |
| 34 | Grant, Jacqui | * | 10-15 | 5-9 | 4-5 | 1 | 7 | 8 | 2 | 29 | 0 | 2 | 2 | 0 | 34 |
| 00 | Hartwell, Sarah | g | 0-0 | 0-0 | 0-0 | 0 | 0 | 0 | 0 | 0 | 0 | 0 | 0 | 1 | |
| 02 | Gleason, Taylor | g | 0-0 | 0-0 | 0-0 | 0 | 0 | 0 | 0 | 0 | 0 | 0 | 0 | 1 | |
| 03 | Tuck, Taylor | g | 2-6 | 1-3 | 1-2 | 0 | 3 | 3 | 1 | 6 | 0 | 1 | 0 | 18 | |
| 05 | Oden, Nita | g | 0-0 | 0-0 | 0-0 | 0 | 0 | 0 | 0 | 0 | 0 | 0 | 0 | 1 | |
| 12 | McConnell, Ashley | g | 0-0 | 0-0 | 0-0 | 0 | 0 | 0 | 0 | 0 | 0 | 0 | 0 | 1 | |
| 21 | Kissinger, Brooke | g | 1-3 | 1-1 | 0-0 | 1 | 1 | 2 | 1 | 3 | 0 | 0 | 1 | 7 | |
| 25 | Cattenhead, Kennedy | g | 0-0 | 0-0 | 0-0 | 0 | 0 | 0 | 0 | 0 | 0 | 0 | 0 | 1 | |
| | Team | | | | | 2 | 0 | 2 | | | | | | | |
| | Totals | | 32-64 | 12-29 | 15-20 | 9 | 22 | 31 | 18 | 91 | 22 | 13 | 5 | 10 | |

FG % 1st Half: 17-38 44.7% 2nd half: 15-26 57.7% Game: 32-64 50.0%
 3FG % 1st Half: 7-16 43.8% 2nd half: 5-13 38.5% Game: 12-29 41.4%
 FT % 1st Half: 6-9 66.7% 2nd half: 9-11 81.8% Game: 15-20 75.0%

Penn State 76 • 3-11 (0-3)

| # | Player | Total | | 3-Ptr | | Rebounds | | PF | TP | A | TO | Bk | Stl | Min | |
|----|-------------------|--------|--------|--------|--------|----------|-----|----|----|----|----|----|-----|-----|-----|
| | | FG-FGA | FG-FGA | FT-FTA | FT-FTA | Off | Def | | | | | | | | Tot |
| 01 | Agee, Candice | * | 1-2 | 0-0 | 2-4 | 0 | 1 | 1 | 0 | 4 | 0 | 0 | 0 | 13 | |
| 05 | Moore, Sierra | * | 6-14 | 0-1 | 2-6 | 3 | 3 | 6 | 2 | 14 | 5 | 4 | 0 | 2 | 32 |
| 10 | Sevilliano, Keke | * | 2-3 | 0-1 | 0-0 | 1 | 2 | 3 | 4 | 4 | 1 | 2 | 0 | 1 | 36 |
| 12 | Spann, Lindsey | * | 8-19 | 2-6 | 2-2 | 1 | 5 | 6 | 2 | 20 | 4 | 3 | 0 | 2 | 39 |
| 44 | Waldner, Tori | * | 2-5 | 0-1 | 5-6 | 0 | 7 | 7 | 2 | 9 | 2 | 3 | 1 | 0 | 25 |
| 11 | Harris, Alex | * | 2-2 | 0-0 | 1-1 | 1 | 1 | 2 | 5 | 0 | 0 | 0 | 0 | 7 | |
| 15 | Mitchell, Kalyiah | * | 5-9 | 0-1 | 1-1 | 1 | 4 | 5 | 3 | 11 | 2 | 2 | 0 | 1 | 29 |
| 25 | Whitted, Peyton | * | 3-6 | 0-0 | 1-1 | 1 | 1 | 2 | 3 | 7 | 0 | 1 | 0 | 1 | 15 |
| 41 | DeGraaf, Jenny | * | 1-2 | 0-0 | 0-0 | 0 | 0 | 0 | 2 | 0 | 1 | 0 | 1 | 4 | |
| | Team | | | | | 2 | 2 | 4 | | | | | | | |
| | Totals | | 30-62 | 2-10 | 14-21 | 10 | 26 | 36 | 17 | 76 | 14 | 17 | 1 | 7 | |

FG % 1st Half: 8-25 32.0% 2nd half: 22-37 59.5% Game: 30-62 48.4%
 3FG % 1st Half: 0-3 0.0% 2nd half: 2-7 28.6% Game: 2-10 20.0%
 FT % 1st Half: 11-18 61.1% 2nd half: 3-3 100.0% Game: 14-21 66.7%

Officials: Jesse Dickerson, Angie Enlund, Mark Resch
 Technical fouls: Illinois-None. Penn State-Moore, Sierra.
 Attendance: 3933

| Score by periods | 1st | 2nd | Total |
|------------------|-----|-----|-------|
| Illinois | 47 | 44 | 91 |
| Penn State | 27 | 49 | 76 |

| Points | In | Off | 2nd | Fast | Bench |
|--------|-------|-----|--------|-------|-------|
| PSU | Paint | T/O | Chance | Break | |
| 34 | 13 | 5 | 11 | 11 | |
| PSU | 38 | 13 | 15 | 16 | 25 |

Last FG - ILL 2nd-03:02, PSU 2nd-00:19.
 Largest lead - ILL by 22 2nd-03:02, PSU by 1 1st-14:35.
 ILL led for 37:46, PSU led for 00:15, Game was tied for 01:59.

Notable

- Lindsey Spann** notched her fifth 20-point game of the season with 20 tallies. It is her fifth 20-point outing in the last seven games.
- With five assists, **Sierra Moore** moved past the 50-assist plateau at Penn State.
- Penn State lost to Illinois at the BJC for the first time since 1998.
- Illinois made 12 three-point field goals, tying for the fourth-most for an opponent in BJC history.

Michigan 89, Penn State 53

Game #13 * Jan. 1, 2015 * Ann Arbor, Mich.

Penn State 53 • 3-10, 0-2

| # | Player | Total | | 3-Ptr | | Rebounds | | PF | TP | A | TO | Bk | Stl | Min |
|----|-------------------|--------|--------|--------|--------|----------|-----|----|----|----|----|----|-----|-----|
| | | FG-FGA | FG-FGA | FT-FTA | FT-FTA | Off | Def | | | | | | | |
| 11 | Harris, Alex | r | 0-0 | 0-0 | 0-0 | 0 | 0 | 0 | 0 | 0 | 0 | 0 | 2 | 0 |
| 44 | Waldner, Tori | c | 2-4 | 0-1 | 0-0 | 4 | 3 | 7 | 2 | 4 | 2 | 0 | 3 | 1 |
| 05 | Moore, Sierra | g | 5-10 | 0-0 | 1-4 | 1 | 2 | 3 | 2 | 11 | 1 | 5 | 2 | 30 |
| 10 | Sevilliano, Keke | g | 0-1 | 0-1 | 0-0 | 0 | 2 | 2 | 4 | 0 | 1 | 2 | 0 | 1 |
| 12 | Spann, Lindsey | g | 6-12 | 1-3 | 2-4 | 0 | 2 | 2 | 4 | 15 | 1 | 7 | 0 | 1 |
| 01 | Agee, Candice | g | 3-9 | 0-0 | 1-4 | 3 | 0 | 3 | 2 | 7 | 1 | 0 | 1 | 28 |
| 14 | Brooks, Dominique | g | 1-1 | 0-0 | 1-1 | 0 | 0 | 1 | 4 | 0 | 0 | 0 | 0 | 2 |
| 15 | Mitchell, Kalyiah | g | 3-7 | 0-2 | 3-4 | 1 | 5 | 6 | 1 | 9 | 2 | 2 | 0 | 0 |
| 25 | Whitted, Peyton | g | 1-6 | 0-2 | 0-0 | 1 | 2 | 3 | 1 | 2 | 1 | 7 | 0 | 3 |
| 41 | DeGraaf, Jenny | g | 1-5 | 0-2 | 0-0 | 0 | 2 | 2 | 2 | 2 | 0 | 0 | 1 | 13 |
| | Team | | | | | 4 | 1 | 5 | | | 1 | | | |
| | Totals | | 22-55 | 1-11 | 8-17 | 14 | 19 | 33 | 18 | 53 | 9 | 24 | 9 | 8 |

FG % 1st Half: 11-29 37.9% 2nd half: 11-26 42.3% Game: 22-55 40.0%
 3FG % 1st Half: 1-5 20.0% 2nd half: 0-6 0.0% Game: 1-11 9.1%
 FT % 1st Half: 0-3 0.0% 2nd half: 8-14 57.1% Game: 8-17 47.1%

Michigan 89 • 9-4, 1-1

| # | Player | Total | | 3-Ptr | | Rebounds | | PF | TP | A | TO | Bk | Stl | Min |
|----|----------------|--------|--------|--------|--------|----------|-----|----|----|----|----|----|-----|-----|
| | | FG-FGA | FG-FGA | FT-FTA | FT-FTA | Off | Def | | | | | | | |
| 22 | Goree, Cyeshia | r | 8-10 | 0-0 | 4-6 | 4 | 8 | 12 | 0 | 20 | 5 | 1 | 1 | |

#24/23 Rutgers 71, Penn State 51

Game #16 * Jan. 10, 2015 * University Park, Pa.

Rutgers 71 • 12-4, 3-2

| # | Player | Total | | 3-Ptr | | Rebounds | | | PF | TP | A | TO | Blk | Stl | Min | | | | | | | | | | | | | | |
|------|--------------------|-------|-----|-------|-----|----------|-----|-----|----|----|---|----|-----|-----|-----|----|----|----|--|----|--|----|--|---|--|----|--|-----|--|
| | | FG | FGA | FG | FGA | Off | Def | Tot | | | | | | | | | | | | | | | | | | | | | |
| 02 | Copper, Kahleah | 9 | 21 | 0 | 0 | 5 | 6 | 3 | 1 | 4 | 1 | 23 | 1 | 1 | 0 | 2 | 40 | | | | | | | | | | | | |
| 03 | Scaife, Tyler | 7 | 17 | 0 | 2 | 1 | 2 | 3 | 1 | 2 | 3 | 14 | 3 | 2 | 1 | 2 | 28 | | | | | | | | | | | | |
| 15 | Davis, Syessence | 0 | 4 | 0 | 2 | 1 | 2 | 3 | 2 | 1 | 2 | 8 | 0 | 0 | 10 | 35 | | | | | | | | | | | | | |
| 20 | Evans, Christa | 0 | 0 | 0 | 0 | 0 | 0 | 0 | 0 | 0 | 0 | 0 | 0 | 0 | 2 | 0 | 5 | | | | | | | | | | | | |
| 44 | Laney, Betnijah | 7 | 15 | 0 | 4 | 4 | 5 | 9 | 2 | 18 | 3 | 6 | 0 | 0 | 2 | 40 | | | | | | | | | | | | | |
| 01 | Hollivay, Rachel | 2 | 6 | 0 | 0 | 0 | 4 | 1 | 5 | 2 | 4 | 0 | 0 | 1 | 2 | 3 | 17 | | | | | | | | | | | | |
| 05 | Parsons, Natalie | 0 | 0 | 0 | 0 | 0 | 0 | 0 | 0 | 0 | 0 | 0 | 0 | 0 | 0 | 0 | 2 | | | | | | | | | | | | |
| 10 | Parker, Shrita | 0 | 3 | 0 | 1 | 2 | 2 | 1 | 1 | 1 | 2 | 2 | 2 | 0 | 0 | 0 | 9 | | | | | | | | | | | | |
| 13 | Hernandez, Cynthia | 1 | 2 | 1 | 2 | 3 | 0 | 0 | 0 | 0 | 5 | 0 | 0 | 0 | 0 | 0 | 3 | | | | | | | | | | | | |
| 33 | Alfano, Alexis | 0 | 1 | 0 | 0 | 0 | 0 | 0 | 0 | 0 | 0 | 0 | 0 | 0 | 0 | 0 | 3 | | | | | | | | | | | | |
| 43 | Butts, Ariel | 2 | 2 | 0 | 0 | 0 | 4 | 4 | 4 | 4 | 1 | 2 | 2 | 0 | 0 | 3 | 18 | | | | | | | | | | | | |
| Team | | 28-71 | | 1-7 | | 14-17 | | | 13 | | | 20 | | 33 | | 16 | | 71 | | 18 | | 15 | | 5 | | 22 | | 200 | |

FG % 1st Half: 14-33 42.4% 2nd half: 14-38 36.8% Game: 28-71 39.4% Deadball Rebounds 3
 3FG % 1st Half: 1-3 33.3% 2nd half: 0-4 0.0% Game: 1-7 14.3%
 FT % 1st Half: 6-9 66.7% 2nd half: 8-8 100.0% Game: 14-17 82.4%

Penn State 51 • 3-13, 0-5

| # | Player | Total | | 3-Ptr | | Rebounds | | | PF | TP | A | TO | Blk | Stl | Min | | | | | | | | | | | | | | |
|------|-------------------|-------|-----|-------|-----|----------|-----|-----|----|----|----|----|-----|-----|-----|----|----|----|--|----|--|----|--|---|--|---|--|-----|--|
| | | FG | FGA | FG | FGA | Off | Def | Tot | | | | | | | | | | | | | | | | | | | | | |
| 01 | Agee, Candice | 5 | 7 | 0 | 0 | 0 | 2 | 4 | 6 | 4 | 10 | 2 | 6 | 1 | 1 | 29 | | | | | | | | | | | | | |
| 05 | Moore, Sierra | 4 | 13 | 0 | 1 | 4 | 5 | 2 | 2 | 4 | 1 | 12 | 3 | 7 | 1 | 3 | 38 | | | | | | | | | | | | |
| 10 | Sevillan, Keke | 0 | 2 | 0 | 1 | 0 | 0 | 1 | 1 | 0 | 0 | 1 | 2 | 1 | 1 | 12 | | | | | | | | | | | | | |
| 12 | Spann, Lindsey | 6 | 14 | 2 | 3 | 4 | 4 | 0 | 2 | 2 | 18 | 2 | 11 | 0 | 0 | 31 | | | | | | | | | | | | | |
| 44 | Waldner, Tori | 0 | 0 | 0 | 0 | 1 | 7 | 8 | 4 | 0 | 2 | 7 | 2 | 3 | 27 | | | | | | | | | | | | | | |
| 11 | Harris, Alex | 1 | 3 | 0 | 0 | 0 | 2 | 2 | 1 | 2 | 0 | 1 | 1 | 0 | 1 | 12 | | | | | | | | | | | | | |
| 15 | Mitchell, Kaliyah | 2 | 2 | 1 | 1 | 2 | 2 | 3 | 7 | 3 | 7 | 1 | 4 | 0 | 0 | 23 | | | | | | | | | | | | | |
| 25 | Whitted, Peyton | 1 | 6 | 0 | 1 | 0 | 3 | 5 | 8 | 3 | 2 | 1 | 0 | 0 | 0 | 20 | | | | | | | | | | | | | |
| 41 | DeGraaf, Jenny | 0 | 2 | 0 | 0 | 0 | 0 | 0 | 0 | 0 | 0 | 0 | 0 | 1 | 0 | 8 | | | | | | | | | | | | | |
| Team | | 19-49 | | 3-7 | | 10-11 | | | 10 | | | 30 | | 40 | | 18 | | 51 | | 12 | | 38 | | 6 | | 9 | | 200 | |

FG % 1st Half: 12-29 41.4% 2nd half: 7-20 35.0% Game: 19-49 38.8% Deadball Rebounds 1
 3FG % 1st Half: 3-6 50.0% 2nd half: 0-1 0.0% Game: 3-7 42.9%
 FT % 1st Half: 2-2 100.0% 2nd half: 8-9 88.9% Game: 10-11 90.9%

Officials: Laura Morris, Denise Brooks, Angelica Sufferin
 Technical fouls: Rutgers-None. Penn State-None.
 Attendance: 3705

| Score by periods | 1st | 2nd | Total |
|------------------|-----|-----|-------|
| Rutgers | 35 | 36 | 71 |
| Penn State | 29 | 22 | 51 |

| | In | Off | 2nd | Fast | Bench |
|--------|-------|-----|--------|-------|-------|
| Points | Paint | T/O | Chance | Break | |
| RU | 24 | 36 | 14 | 12 | 15 |
| PSU | 24 | 4 | 7 | 8 | 11 |

Last FG - RU 2nd-00:47, PSU 2nd-04:18.
 Largest lead - RU by 20 2nd-00:47, PSU by 2 1st-17:47.
 RU led for 36:23. PSU led for 00:10. Game was tied for 03:04.

Score tied - 2 times.
 Lead changed - 1 time.

Notable

- The Lady Lions committed a season-high 38 turnovers, marking the most turnovers on record by a Penn State team since the Lady Lions had 32 turnovers against Louisville on Dec. 7, 1991.
- The Lady Lions shot a season-best 90.9 percent from the free throw stripe, marking the first time since March 1, 2014 vs. Michigan they eclipsed the 90 percent mark from the charity stripe. -
- Senior **Tori Waldner** tied her career high with three steals

Ohio State 69, Penn State 60

Game #18 * Jan. 18, 2015 * Columbus, Ohio

Penn State 60 • 3-15, 0-7

| # | Player | Total | | 3-Ptr | | Rebounds | | | PF | TP | A | TO | Blk | Stl | Min | | | | | | | | | | | | |
|------|-------------------|-------|-----|-------|-----|----------|-----|-----|----|----|----|----|-----|-----|-----|----|--|----|--|----|--|----|--|---|--|-----|--|
| | | FG | FGA | FG | FGA | Off | Def | Tot | | | | | | | | | | | | | | | | | | | |
| 15 | Mitchell, Kaliyah | 5 | 16 | 1 | 6 | 3 | 2 | 4 | 6 | 4 | 14 | 2 | 1 | 1 | 3 | 39 | | | | | | | | | | | |
| 44 | Waldner, Tori | 4 | 7 | 0 | 1 | 1 | 0 | 1 | 1 | 5 | 9 | 3 | 3 | 1 | 0 | 23 | | | | | | | | | | | |
| 01 | Agee, Candice | 3 | 6 | 0 | 0 | 5 | 3 | 8 | 11 | 4 | 11 | 2 | 3 | 4 | 1 | 31 | | | | | | | | | | | |
| 05 | Moore, Sierra | 7 | 15 | 0 | 1 | 2 | 3 | 6 | 9 | 4 | 16 | 5 | 8 | 1 | 1 | 40 | | | | | | | | | | | |
| 10 | Sevillan, Keke | 3 | 7 | 0 | 2 | 2 | 1 | 0 | 1 | 2 | 8 | 0 | 2 | 0 | 1 | 30 | | | | | | | | | | | |
| 11 | Harris, Alex | 0 | 1 | 0 | 0 | 0 | 1 | 5 | 6 | 2 | 0 | 0 | 0 | 0 | 0 | 12 | | | | | | | | | | | |
| 25 | Whitted, Peyton | 1 | 4 | 0 | 0 | 0 | 0 | 0 | 0 | 3 | 2 | 0 | 0 | 0 | 0 | 14 | | | | | | | | | | | |
| 41 | DeGraaf, Jenny | 0 | 3 | 0 | 0 | 0 | 0 | 0 | 0 | 0 | 0 | 0 | 0 | 1 | 11 | | | | | | | | | | | | |
| Team | | 23-59 | | 1-9 | | 13-19 | | | 12 | | | 27 | | 39 | | 24 | | 60 | | 12 | | 17 | | 7 | | 200 | |

FG % 1st Half: 12-29 41.4% 2nd half: 11-30 36.7% Game: 23-59 39.0% Deadball Rebounds 2
 3FG % 1st Half: 0-2 0.0% 2nd half: 1-7 14.3% Game: 1-9 11.1%
 FT % 1st Half: 6-10 60.0% 2nd half: 7-9 77.8% Game: 13-19 68.4%

Ohio State 69 • 12-7, 4-3

| # | Player | Total | | 3-Ptr | | Rebounds | | | PF | TP | A | TO | Blk | Stl | Min | | | | | | | | | | | | |
|------|-----------------|-------|-----|-------|-----|----------|-----|-----|----|----|----|----|-----|-----|-----|----|--|----|--|----|--|----|--|---|--|-----|--|
| | | FG | FGA | FG | FGA | Off | Def | Tot | | | | | | | | | | | | | | | | | | | |
| 02 | Alexa Hart | 4 | 13 | 0 | 0 | 3 | 9 | 6 | 15 | 1 | 11 | 0 | 1 | 3 | 0 | 31 | | | | | | | | | | | |
| 03 | Kelsey Mitchell | 7 | 20 | 5 | 14 | 2 | 0 | 3 | 3 | 3 | 21 | 2 | 5 | 0 | 0 | 38 | | | | | | | | | | | |
| 13 | Cait Craft | 1 | 2 | 0 | 0 | 0 | 3 | 3 | 3 | 3 | 2 | 2 | 0 | 2 | 29 | | | | | | | | | | | | |
| 14 | Ameryst Alston | 7 | 15 | 1 | 3 | 0 | 1 | 2 | 3 | 3 | 18 | 3 | 3 | 0 | 1 | 37 | | | | | | | | | | | |
| 02 | Asia Doss | 3 | 6 | 2 | 3 | 1 | 2 | 1 | 3 | 2 | 9 | 4 | 1 | 0 | 1 | 25 | | | | | | | | | | | |
| 01 | Kalpana Beach | 0 | 2 | 0 | 0 | 3 | 1 | 3 | 4 | 1 | 3 | 0 | 1 | 1 | 7 | | | | | | | | | | | | |
| 21 | Lisa Blair | 0 | 1 | 0 | 0 | 0 | 1 | 2 | 2 | 0 | 0 | 0 | 0 | 3 | 6 | | | | | | | | | | | | |
| 25 | Amy Scullion | 0 | 3 | 0 | 0 | 0 | 2 | 1 | 3 | 2 | 0 | 1 | 1 | 0 | 12 | | | | | | | | | | | | |
| 32 | Shayla Cooper | 2 | 5 | 0 | 0 | 1 | 4 | 4 | 1 | 4 | 2 | 2 | 0 | 0 | 15 | | | | | | | | | | | | |
| Team | | 24-67 | | 9-25 | | 12-20 | | | 19 | | | 26 | | 45 | | 18 | | 69 | | 14 | | 16 | | 7 | | 200 | |

FG % 1st Half: 12-32 37.5% 2nd half: 12-35 34.3% Game: 24-67 35.8% Deadball Rebounds 5.2
 3FG % 1st Half: 4-15 26.7% 2nd half: 5-10 50.0% Game: 9-25 36.0%
 FT % 1st Half: 8-11 72.7% 2nd half: 4-9 44.4% Game: 12-20 60.0%

Officials: Beverly Roberts, Mark Zentz, Sue Blauch
 Technical fouls: Penn State-None. Ohio State-None.
 Attendance: 6346

| Score by periods | 1st | 2nd | Total |
|------------------|-----|-----|-------|
| Penn State | 30 | 30 | 60 |
| Ohio State | 36 | 33 | 69 |

| | In | Off | 2nd | Fast | Bench |
|--------|-------|-----|--------|-------|-------|
| Points | Paint | T/O | Chance | Break | |
| PSU | 36 | 17 | 5 | 16 | 2 |
| OSU | 26 | 17 | 4 | 7 | |

Last FG - PSU 2nd-02:33, OSU 2nd-02:07.
 Largest lead - PSU by 5 1st-13:53, OSU by 16 2nd-12:16.
 PSU led for 08:47, OSU led for 26:23. Game was tied for 04:50.

Score tied - 6 times.
 Lead changed - 8 times.

Notable

- Junior **Candice Agee** posted her second career double-double with 11 points and 11 rebounds.
- Agee also added four blocked shots to move into a tie for 17th on Penn State's career blocked shots list with 68 career rejections.
- Due to an illness to freshman Lindsey Spann, the Lady Lions used their seventh different starting lineup (Agee, Kaliyah Mitchell, Sierra Moore, Keke Sevillan and Tori Waldner).

#17/15 Nebraska 73, Penn State 54

Game #17 * Jan. 15, 2015 * Lincoln, Neb.

Penn State 45 • 3-14, 0-6

| # | Player | Total | | 3-Ptr | | Rebounds | | | PF | TP | A | TO | Blk | Stl | Min | | | | | | | | | | | | |
|------|-------------------|-------|-----|-------|-----|----------|-----|-----|----|----|----|----|-----|-----|-----|----|--|----|--|---|--|----|--|---|--|-----|--|
| | | FG | FGA | FG | FGA | Off | Def | Tot | | | | | | | | | | | | | | | | | | | |
| 44 | Waldner, Tori | 1 | 2 | 0 | 0 | 0 | 0 | 2 | 2 | 3 | 2 | 0 | 1 | 1 | 1 | 16 | | | | | | | | | | | |
| 01 | Agee, Candice | 6 | 12 | 0 | 0 | 1 | 2 | 4 | 8 | 5 | 13 | 2 | 7 | 2 | 1 | 32 | | | | | | | | | | | |
| 05 | Moore, Sierra | 4 | 10 | 0 | 0 | 1 | 2 | 0 | 3 | 3 | 9 | 0 | 4 | 0 | 2 | 29 | | | | | | | | | | | |
| 10 | Sevillan, Keke | 3 | 4 | 2 | 3 | 1 | 3 | 1 | 0 | 1 | 1 | 9 | 1 | 2 | 0 | 20 | | | | | | | | | | | |
| 12 | Spann, Lindsey | 0 | 3 | 0 | 2 | 0 | 0 | 2 | 2 | 0 | 0 | 1 | 2 | 0 | 0 | 19 | | | | | | | | | | | |
| 11 | Harris, Alex | 1 | 2 | 0 | 0 | 2 | 1 | 3 | 4 | 0 | 2 | 1 | 0 | 0 | 0 | 7 | | | | | | | | | | | |
| 15 | Mitchell, Kaliyah | 2 | 13 | 0 | 1 | 4 | 2 | 10 | 12 | 1 | 8 | 2 | 2 | 1 | 4 | 35 | | | | | | | | | | | |
| 25 | Whitted, Peyton | 1 | 4 | 0 | 1 | 0 | 2 | 2 | 4 | 2 | 2 | 2 | 4 | 0 | 0 | 22 | | | | | | | | | | | |
| 41 | DeGraaf, Jenny | 0 | 3 | 0 | 2 | 0 | 0 | 4 | 4 | 1 | 0 | 0 | 1 | 0 | 1 | 20 | | | | | | | | | | | |
| Team | | 18-53 | | 2-9 | | 7-13 | | | 12 | | | 31 | | 43 | | 16 | | 45 | | 9 | | 24 | | 4 | | 200 | |

FG % 1st Half: 8-24 33.3% 2nd half: 10-29 34.5% Game: 18-53 34.0% Deadball Rebounds 4
 3FG % 1st Half: 1-4 25.0% 2nd half: 1-5 20.0% Game: 2-9 22.2%
 FT % 1st Half: 5-6 83.3% 2nd half: 2-7 28.6% Game: 7-13 53.8%

Nebraska 73 • 13-3, 3-2

| # | Player | Total | | 3-Ptr | | Rebounds | | | PF | TP | A | TO | Blk | Stl | Min | |
|----|--------------------|-------|-----|-------|-----|----------|-----|-----|----|----|----|----|-----|-----|-----|----|
| | | FG | FGA | FG | FGA | Off | Def | Tot | | | | | | | | |
| 23 | Cady, Emily | 3 | 6 | 0 | 1 | 0 | 1 | 3 | 5 | 8 | 2 | 6 | 0 | 2 | 0 | 35 |
| 01 | Laudermill, Tear'a | 4 | 15 | 1 | 8 | 3 | 4 | 0 | 5 | 5 | 1 | 12 | 1 | 2 | 0 | 29 |
| 05 | Romeo, Natalie | 6 | 12 | 6 | 11 | 0 | 0 | 3 | 3 | 1 | 18 | 3 | 2 | 0 | 0 | 26 |
| 11 | Ramacier, Esther | 0 | 0 | 0 | 0 | 0 | 0 | 1 | 1 | 0 | 0 | 0 | 0 | 0 | 0 | 1 |
| 33 | Theriot, Rachel | 4 | 10 | 1 | 2 | 0 | 0 | 1 | 1 | 0 | 9 | 2 | 2 | 0 | 0 | 32 |
| 03 | Sample, Hailee | 0 | | | | | | | | | | | | | | |

Penn State 76, Northwestern 75

Game #20 * Jan. 25, 2015 * University Park, Pa.

Northwestern 75 • 14-5, 4-4

| ## | Player | Total | | 3-Ptr | | Rebounds | | | PF | TP | A | TO | Blk | Stl | Min |
|---------------|-----------------|--------------|-------------|--------------|-----------|-----------|-----------|-----------|-----------|-----------|----------|----------|-----------|------------|-----|
| | | FG-FGA | FG-FGA | FT-FTA | Off | Def | Tot | | | | | | | | |
| 03 | Deary, Ashley | * 3-5 | 1-1 | 6-6 | 1 | 2 | 3 | 2 | 13 | 1 | 2 | 0 | 3 | 29 | |
| 05 | Cohen, Alex | * 3-8 | 1-2 | 2-4 | 2 | 2 | 4 | 5 | 9 | 2 | 1 | 1 | 0 | 31 | |
| 10 | Coffey, Nia | * 4-17 | 0-2 | 2-4 | 5 | 6 | 11 | 5 | 10 | 3 | 1 | 1 | 2 | 32 | |
| 24 | Inman, Christen | * 6-13 | 2-4 | 2-2 | 1 | 2 | 3 | 2 | 16 | 4 | 1 | 0 | 3 | 38 | |
| 25 | Lyon, Maggie | * 6-17 | 5-12 | 3-4 | 0 | 7 | 7 | 4 | 20 | 2 | 1 | 1 | 1 | 40- | |
| 12 | Rohde, Lydia | * 0-2 | 0-1 | 0-0 | 0 | 0 | 0 | 1 | 0 | 0 | 0 | 0 | 0 | 6 | |
| 42 | Roser, Karly | * 2-7 | 0-1 | 3-4 | 1 | 1 | 2 | 3 | 7 | 3 | 1 | 0 | 2 | 24 | |
| | Team | | | | 2 | 0 | 2 | | | | | | | | |
| Totals | | 24-69 | 9-23 | 18-24 | 12 | 20 | 32 | 22 | 75 | 15 | 7 | 3 | 11 | 200 | |

FG % 1st Half: 11-36 30.6% 2nd half: 13-33 39.4% Game: 24-69 34.8% Deadball
 3FG % 1st Half: 5-13 38.5% 2nd half: 4-10 40.0% Game: 9-23 39.1% Rebounds
 FT % 1st Half: 9-12 75.0% 2nd half: 9-12 75.0% Game: 18-24 75.0% 4

Penn State 76 • 5-15, 2-7

| ## | Player | Total | | 3-Ptr | | Rebounds | | | PF | TP | A | TO | Blk | Stl | Min |
|---------------|-------------------|--------------|------------|--------------|-----------|-----------|-----------|-----------|-----------|-----------|-----------|----------|----------|------------|-----|
| | | FG-FGA | FG-FGA | FT-FTA | Off | Def | Tot | | | | | | | | |
| 01 | Agee, Candice | * 2-7 | 0-0 | 6-8 | 1 | 2 | 3 | 2 | 10 | 1 | 1 | 2 | 1 | 27 | |
| 05 | Moore, Sierra | * 7-19 | 0-1 | 4-6 | 1 | 4 | 5 | 1 | 18 | 3 | 4 | 1 | 1 | 37 | |
| 10 | Sevillian, Keke | * 3-5 | 1-2 | 0-0 | 0 | 1 | 1 | 4 | 7 | 0 | 0 | 1 | 2 | 20 | |
| 15 | Mitchell, Kaliyah | * 3-6 | 0-2 | 4-4 | 3 | 12 | 15 | 2 | 10 | 4 | 4 | 0 | 0 | 38 | |
| 44 | Waldner, Tori | * 0-3 | 0-0 | 0-0 | 1 | 1 | 2 | 2 | 0 | 4 | 1 | 0 | 0 | 16 | |
| 11 | Harris, Alex | * 5-7 | 0-0 | 1-3 | 4 | 6 | 10 | 4 | 11 | 1 | 1 | 1 | 1 | 19 | |
| 12 | Spann, Lindsey | * 3-7 | 1-2 | 2-2 | 0 | 4 | 4 | 2 | 9 | 0 | 5 | 0 | 0 | 23 | |
| 25 | Whitted, Peyton | * 4-4 | 0-0 | 3-4 | 2 | 4 | 6 | 4 | 11 | 0 | 1 | 0 | 0 | 20 | |
| | Team | | | | 2 | 1 | 3 | | | | | | | | |
| Totals | | 27-58 | 2-7 | 20-27 | 14 | 35 | 49 | 21 | 76 | 13 | 18 | 5 | 5 | 200 | |

FG % 1st Half: 15-29 51.7% 2nd half: 12-29 41.4% Game: 27-58 46.6% Deadball
 3FG % 1st Half: 2-5 40.0% 2nd half: 0-2 0.0% Game: 2-7 28.6% Rebounds
 FT % 1st Half: 9-13 69.2% 2nd half: 11-14 78.6% Game: 20-27 74.1% 4

Officials: Tina Napier, Michael McConnell, Doug Knight
 Technical fouls: Northwestern-None, Penn State-None.
 Attendance: 3786

| Score by periods | 1st | 2nd | Total |
|------------------|-----|-----|-------|
| Northwestern | 36 | 39 | 75 |
| Penn State | 41 | 35 | 76 |

| Points | In | Off | 2nd | Fast | Bench |
|--------|-----|--------|-------|------|-------|
| Point | T/O | Chance | Break | | |
| NU | 24 | 18 | 8 | 6 | 7 |
| PSU | 46 | 16 | 13 | 17 | 31 |

Last FG - NU 2nd-00:32, PSU 2nd-03:34. Score tied - 7 times.
 Largest lead - NU by 7 1st-13:50, PSU by 8 1st-06:45. Lead changed - 7 times.
 NU led for 11:37, PSU led for 25:37. Game was tied for 02:33.

Notable

- Penn State had five players reach double figures in the scoring column for back-to-back games for the first time since the 2010-11 season.
- Kaliyah Mitchell posted her second straight double-double with 10 points and a career-high 15 rebounds to become the first Lady Lion to post consecutive double-doubles since Nikki Greene (1/27 & 1/30/11).
- Penn State had a season-high 31 bench points vs. Northwestern, which were the most since 12/22/13.



2014-15 Penn State Lady Lion Basketball
Penn State Combined Team Statistics (as of Jan 25, 2015)
All games

| RECORD: | OVERALL | HOME | AWAY | NEUTRAL |
|----------------|----------------|-------------|-------------|----------------|
| ALL GAMES | 5-15 | 5-6 | 0-7 | 0-2 |
| CONFERENCE | 2-7 | 2-2 | 0-5 | 0-0 |
| NON-CONFERENCE | 3-8 | 3-4 | 0-2 | 0-2 |

| # | Player | gp-gs | min | avg | Total | | 3-Point | | F-Throw | | Rebounds | | | | pf | dq | a | to | blk | stl | pts | avg |
|----------------|-------------------|-------|------|------|----------|------|---------|------|---------|-------|----------|-----|-----|------|-----|----|-----|-----|-----|-----|------|------|
| | | | | | fg-fga | fg% | 3fg-fga | 3fg% | ft-fa | ft% | off | def | tot | avg | | | | | | | | |
| 12 | Spann, Lindsey | 19-17 | 605 | 31.8 | 105-265 | .396 | 22-76 | .289 | 48-66 | .727 | 6 | 51 | 57 | 3.0 | 53 | 2 | 59 | 77 | 0 | 22 | 280 | 14.7 |
| 05 | Moore, Sierra | 20-20 | 677 | 33.8 | 90-233 | .386 | 3-9 | .333 | 58-93 | .624 | 39 | 65 | 104 | 5.2 | 45 | 2 | 74 | 75 | 13 | 29 | 241 | 12.1 |
| 01 | Agee, Candice | 20-16 | 461 | 23.1 | 86-164 | .524 | 0-0 | .000 | 37-68 | .544 | 45 | 70 | 115 | 5.8 | 50 | 1 | 22 | 44 | 38 | 20 | 209 | 10.5 |
| 15 | Mitchell, Kaliyah | 20-15 | 588 | 29.4 | 57-168 | .339 | 7-38 | .184 | 57-78 | .731 | 42 | 100 | 142 | 7.1 | 66 | 4 | 22 | 47 | 12 | 32 | 178 | 8.9 |
| 25 | Whitted, Peyton | 20-6 | 381 | 19.1 | 39-106 | .368 | 1-14 | .071 | 12-20 | .600 | 29 | 50 | 79 | 4.0 | 58 | 1 | 14 | 39 | 4 | 12 | 91 | 4.6 |
| 44 | Waldner, Tori | 20-16 | 445 | 22.3 | 30-81 | .370 | 1-7 | .143 | 25-34 | .735 | 27 | 88 | 115 | 5.8 | 58 | 2 | 26 | 38 | 24 | 14 | 86 | 4.3 |
| 41 | DeGraaf, Jenny | 19-0 | 326 | 17.2 | 33-83 | .398 | 8-32 | .250 | 5-6 | .833 | 8 | 42 | 50 | 2.6 | 15 | 0 | 13 | 14 | 4 | 7 | 79 | 4.2 |
| 11 | Harris, Alex | 9-1 | 133 | 14.8 | 15-29 | .517 | 0-0 | .000 | 5-14 | .357 | 24 | 26 | 50 | 5.6 | 18 | 0 | 6 | 8 | 6 | 3 | 35 | 3.9 |
| 10 | Sevillian, Keke | 20-9 | 395 | 19.8 | 23-65 | .354 | 7-26 | .269 | 9-20 | .450 | 11 | 19 | 30 | 1.5 | 41 | 0 | 25 | 24 | 4 | 24 | 62 | 3.1 |
| 14 | Brooks, Dominique | 11-0 | 34 | 3.1 | 4-6 | .667 | 0-0 | .000 | 5-5 | 1.000 | 0 | 1 | 1 | 0.1 | 7 | 0 | 0 | 5 | 1 | 0 | 13 | 1.2 |
| 34 | Dincher, Molly | 2-0 | 5 | 2.5 | 0-0 | .000 | 0-0 | .000 | 0-0 | .000 | 0 | 0 | 0 | 0.0 | 1 | 0 | 0 | 2 | 0 | 0 | 0 | 0.0 |
| Team | | | | | | | | | | | 44 | 50 | 94 | | | | 9 | | | | | |
| Total..... | | 20 | 4050 | | 482-1200 | .402 | 49-202 | .243 | 261-404 | .646 | 275 | 562 | 837 | 41.8 | 412 | 12 | 261 | 382 | 106 | 163 | 1274 | 63.7 |
| Opponents..... | | 20 | 4050 | | 479-1245 | .385 | 151-437 | .346 | 294-433 | .679 | 275 | 508 | 783 | 39.2 | 374 | - | 301 | 317 | 96 | 186 | 1403 | 70.2 |

| TEAM STATISTICS | PSU | OPP | Date | Opponent | Score | Att. |
|------------------------|------------|------------|-------------|-----------------|--------------|-------------|
| SCORING | 1274 | 1403 | 11/14/14 | TOWSON | W 71-64 | 3123 |
| Points per game | 63.7 | 70.2 | 11/16/14 | ALBANY | L 53-54 | 8607 |
| Scoring margin | -6.4 | - | 11/22/14 | SETON HALL | L 70-75 | 3114 |
| FIELD GOALS-ATT | 482-1200 | 479-1245 | 11/25/14 | ST. BONAVENTURE | L 54-56 | 6703 |
| Field goal pct | .402 | .385 | 11/28/14 | vs Liberty | L 68-80 | 645 |
| 3 POINT FG-ATT | 49-202 | 151-437 | 11/30/14 | vs Samford | Lot 56-59 | 522 |
| 3-point FG pct | .243 | .346 | 12/04/14 | at Syracuse | L 39-61 | 258 |
| 3-pt FG made per game | 2.5 | 7.6 | 12/7/14 | WAGNER | W 96-66 | 3657 |
| FREE THROWS-ATT | 261-404 | 294-433 | 12/10/14 | at HARTFORD | L 57-62 | 1467 |
| Free throw pct | .646 | .679 | 12/14/14 | RIDER | W 85-51 | 9991 |
| F-Throws made per game | 13.1 | 14.7 | 12/21/14 | USF | Lot 87-90 | 3429 |
| REBOUNDS | 837 | 783 | * 12/28/14 | at Iowa | L 52-77 | 5411 |
| Rebounds per game | 41.8 | 39.2 | * 01/01/15 | at Michigan | L 53-89 | 3034 |
| Rebounding margin | +2.7 | - | * 1/4/15 | ILLINOIS | L 76-91 | 3933 |
| ASSISTS | 261 | 301 | * 01/06/15 | at Wisconsin | L 46-65 | 2822 |
| Assists per game | 13.1 | 15.1 | * 1/10/15 | RUTGERS | L 51-71 | 3705 |
| TURNOVERS | 382 | 317 | * 01/15/15 | at Nebraska | L 45-73 | 5395 |
| Turnovers per game | 19.1 | 15.9 | * 01/18/15 | at Ohio State | L 60-69 | 6346 |
| Turnover margin | -3.2 | - | * 1/22/15 | INDIANA | W 79-75 | 3290 |
| Assist/turnover ratio | 0.7 | 0.9 | * 1/25/15 | NORTHWESTERN | W 76-75 | 3786 |
| STEALS | 163 | 186 | | | | |
| Steals per game | 8.2 | 9.3 | | | | |
| BLOCKS | 106 | 96 | | | | |
| Blocks per game | 5.3 | 4.8 | | | | |
| ATTENDANCE | 53338 | 25900 | | | | |
| Home games-Avg/Game | 11-4849 | 7-3533 | | | | |
| Neutral site-Avg/Game | - | 2-584 | | | | |

| Score by Periods | 1st | 2nd | OT | Totals |
|-------------------------|------------|------------|-----------|---------------|
| Penn State | 592 | 662 | 20 | 1274 |
| Opponents | 658 | 719 | 26 | 1403 |

10-Time Big Ten Champions • Two-Time Big Ten Tournament Champions • 2000 NCAA Final Four • 25 NCAA Tournament Appearances

2014-15 Penn State Lady Lion Basketball
Penn State Combined Team Statistics (as of Jan 25, 2015)
Conference games

| RECORD: | OVERALL | HOME | AWAY | NEUTRAL |
|----------------|----------------|-------------|-------------|----------------|
| ALL GAMES | 2-7 | 2-2 | 0-5 | 0-0 |
| CONFERENCE | 2-7 | 2-2 | 0-5 | 0-0 |
| NON-CONFERENCE | 0-0 | 0-0 | 0-0 | 0-0 |


| ## | Player | gp-gs | min | avg | Total | | 3-Point | | F-Throw | | Rebounds | | | | pf | dq | a | to | blk | stl | pts | avg |
|----------------|-------------------|-------|------|------|---------|-------|---------|------|---------|-------|----------|-----|-----|------|-----|----|-----|-----|-----|-----|-----|------|
| | | | | | fg-fga | fg% | 3fg-fga | 3fg% | ft-fa | ft% | off | def | tot | avg | | | | | | | | |
| 12 | Spann, Lindsey | 8-6 | 237 | 29.6 | 39-107 | .364 | 12-35 | .343 | 18-22 | .818 | 2 | 23 | 25 | 3.1 | 19 | 0 | 18 | 40 | 0 | 6 | 108 | 13.5 |
| 05 | Moore, Sierra | 9-9 | 294 | 32.7 | 41-110 | .373 | 0-5 | .000 | 20-38 | .526 | 20 | 29 | 49 | 5.4 | 18 | 0 | 28 | 41 | 6 | 17 | 102 | 11.3 |
| 01 | Agee, Candice | 9-8 | 225 | 25.0 | 34-73 | .466 | 0-0 | .000 | 18-32 | .563 | 19 | 27 | 46 | 5.1 | 25 | 1 | 13 | 24 | 14 | 11 | 86 | 9.6 |
| 15 | Mitchell, Kaliyah | 9-4 | 266 | 29.6 | 27-73 | .370 | 4-18 | .222 | 24-30 | .800 | 18 | 45 | 63 | 7.0 | 27 | 1 | 17 | 21 | 6 | 9 | 82 | 9.1 |
| 25 | Whitted, Peyton | 9-1 | 183 | 20.3 | 19-52 | .365 | 0-6 | .000 | 4-5 | .800 | 15 | 20 | 35 | 3.9 | 23 | 0 | 6 | 16 | 2 | 6 | 42 | 4.7 |
| 44 | Waldner, Tori | 9-8 | 184 | 20.4 | 12-34 | .353 | 0-3 | .000 | 13-17 | .765 | 11 | 31 | 42 | 4.7 | 23 | 1 | 13 | 20 | 9 | 7 | 37 | 4.1 |
| 10 | Sevillian, Keke | 9-8 | 215 | 23.9 | 13-27 | .481 | 3-11 | .273 | 5-7 | .714 | 4 | 11 | 15 | 1.7 | 19 | 0 | 5 | 13 | 2 | 11 | 34 | 3.8 |
| 11 | Harris, Alex | 8-1 | 102 | 12.8 | 12-24 | .500 | 0-0 | .000 | 2-6 | .333 | 19 | 23 | 42 | 5.3 | 15 | 0 | 4 | 7 | 3 | 3 | 26 | 3.3 |
| 41 | DeGraaf, Jenny | 8-0 | 89 | 11.1 | 8-27 | .296 | 2-8 | .250 | 0-0 | .000 | 0 | 9 | 9 | 1.1 | 5 | 0 | 4 | 6 | 2 | 3 | 18 | 2.3 |
| 14 | Brooks, Dominique | 3-0 | 5 | 1.7 | 1-1 | 1.000 | 0-0 | .000 | 1-1 | 1.000 | 0 | 0 | 0 | 0.0 | 0 | 0 | 0 | 1 | 0 | 0 | 3 | 1.0 |
| Team | | | | | | | | | | | 22 | 21 | 43 | | | | 5 | | | | | |
| Total..... | | 9 | 1800 | | 206-528 | .390 | 21-86 | .244 | 105-158 | .665 | 130 | 239 | 369 | 41.0 | 174 | 3 | 108 | 194 | 44 | 73 | 538 | 59.8 |
| Opponents..... | | 9 | 1800 | | 241-578 | .417 | 75-198 | .379 | 128-180 | .711 | 123 | 213 | 336 | 37.3 | 152 | - | 167 | 122 | 49 | 94 | 685 | 76.1 |

| TEAM STATISTICS | PSU | OPP | Date | Opponent | Score | Att. |
|------------------------|------------|------------|---------------------|-----------------|--------------|-------------|
| SCORING | 538 | 685 | * 12/28/14 | at Iowa | L 52-77 | 5411 |
| Points per game | 59.8 | 76.1 | * 01/01/15 | at Michigan | L 53-89 | 3034 |
| Scoring margin | -16.3 | - | * 1/4/15 | ILLINOIS | L 76-91 | 3933 |
| FIELD GOALS-ATT | 206-528 | 241-578 | * 01/06/15 | at Wisconsin | L 46-65 | 2822 |
| Field goal pct | .390 | .417 | * 1/10/15 | RUTGERS | L 51-71 | 3705 |
| 3 POINT FG-ATT | 21-86 | 75-198 | * 01/15/15 | at Nebraska | L 45-73 | 5395 |
| 3-point FG pct | .244 | .379 | * 01/18/15 | at Ohio State | L 60-69 | 6346 |
| 3-pt FG made per game | 2.3 | 8.3 | * 1/22/15 | INDIANA | w 79-75 | 3290 |
| FREE THROWS-ATT | 105-158 | 128-180 | * 1/25/15 | NORTHWESTERN | w 76-75 | 3786 |
| Free throw pct | .665 | .711 | * = Conference game | | | |
| F-Throws made per game | 11.7 | 14.2 | | | | |
| REBOUNDS | 369 | 336 | | | | |
| Rebounds per game | 41.0 | 37.3 | | | | |
| Rebounding margin | +3.7 | - | | | | |
| ASSISTS | 108 | 167 | | | | |
| Assists per game | 12.0 | 18.6 | | | | |
| TURNOVERS | 194 | 122 | | | | |
| Turnovers per game | 21.6 | 13.6 | | | | |
| Turnover margin | -8.0 | - | | | | |
| Assist/turnover ratio | 0.6 | 1.4 | | | | |
| STEALS | 73 | 94 | | | | |
| Steals per game | 8.1 | 10.4 | | | | |
| BLOCKS | 44 | 49 | | | | |
| Blocks per game | 4.9 | 5.4 | | | | |
| ATTENDANCE | 14714 | 23008 | | | | |
| Home games-Avg/Game | 4-3678 | 5-4602 | | | | |
| Neutral site-Avg/Game | - | 0-0 | | | | |

| Score by Periods | 1st | 2nd | Totals |
|-------------------------|------------|------------|---------------|
| Penn State | 258 | 280 | 538 |
| Opponents | 339 | 346 | 685 |



2014-15 RADIO/TV CHART



#1

Candice Agee
6-6 * Jr./Jr. * C
Victorville, Calif.
Silverado




#3

Brianna Banks
5-9 * Sr./-- * G
Newnan, Ga.
Fayette County
(Connecticut)



#5

Sierra Moore
5-11 * Jr./So. * G
Hanover, Pa.
Delone Catholic
(Duke)



#10

Keke Sevillian
5-7 * So./So. * G
Goodrich, Mich.
Goodrich




#11

Alex Harris
6-3 * So./So. * F
Lorain, Ohio
Lorain




#12

Lindsey Spann
5-6 * So./Fr. * G
Laurel, Md.
Good Counsel




#14

Dominique Brooks
6-4 * Jr./Jr. * C
Lansing, Ill.
T.F. South
(Trinity Valley C.C.)



#15

Kaliyah Mitchell
6-2 * So./So. * F
Stone Mountain, Ga.
Stephenson




#25

Peyton Whitted
6-3 * So./So. * F
Suwanee, Ga.
North Gwinnett



#34

Molly Dincher
6-0 * Sr./Sr. * G/F
Williamsport, Pa.
Williamsport Area
(PSU Wilkes-Barre)



#41

Jenny DeGraaf
6-1 * So./So. * F
Springboro, Ohio
Springboro



#44

Tori Waldner
6-5 * Sr./Sr. * F/C
Milton, Ga.
Milton



HC

Coquese Washington
Head Coach
Notre Dame '92
Eighth Season




AC

Ito Coleman
Assistant Coach
Clemson '00
First Season
Fourth Overall



AC

Kia Damon
Assistant Coach
Millersville '97
Eighth Season



AC

Jocelyn Wyatt
Assistant Coach
Appalachian State '06
First Season




DO

Ethan Gelfand
Director of Operations
Wake Forest '06
Fourth Season



VO

Mike Miller
Director of Video &
Technology Ops
High Point '02
10th Season



OA

Jennifer Montoya
Operations Assistant
Penn State '14
First Season

10-Time Big Ten Champions • Two-Time Big Ten Tournament Champions • 2000 NCAA Final Four • 25 NCAA Tournament Appearances

