

WOMEN'S VOLLEYBALL

SEVEN-TIME NATIONAL CHAMPION

MATCHES 4-5: at Iowa State (2-1), vs. LSU (2-1) | Hilton Coliseum | Sept. 6-7, 2019

PROGRAM FACTS

2019 SCHEDULE

AUGUST

PENN STATE CLASSIC

| | | |
|----|----------------------|--------|
| 30 | HOFSTRA (BTN+) | W, 3-0 |
| 31 | HOLY CROSS (BTN+) | W, 3-0 |
| | WICHITA STATE (BTN+) | W, 3-0 |

SEPTEMBER

CYCLONE INVITATIONAL

| | | |
|---|---------------|-----------|
| 6 | at Iowa State | 7:30 p.m. |
| 7 | vs. LSU | 3 p.m. |

BIG TEN/PAC 12 CHALLENGE

| | | |
|----|----------------------------|--------|
| 13 | STANFORD (BTN) | 9 p.m. |
| 14 | OREGON (BTN+) | 8 p.m. |
| 20 | PITTSBURGH (BTN) | 8 p.m. |
| 22 | at Pittsburgh (ACCN Extra) | 1 p.m. |
| 25 | MICHIGAN STATE* (FS1/BTN) | 8 p.m. |
| 28 | RUTGERS* (BTN+) | 7 p.m. |

OCTOBER

| | | |
|----|---------------------------|-----------|
| 2 | at Wisconsin* (BTN) | 9 p.m. |
| 5 | IOWA* (BTN+) | 7 p.m. |
| 11 | MARYLAND* (BTN+) | 7:30 p.m. |
| 12 | OHIO STATE* (BTN) | 8 p.m. |
| 18 | at Michigan* | 7 p.m. |
| 20 | at Michigan State* (ESPN) | 2 p.m. |
| 23 | ILLINOIS* (BTN) | 8 p.m. |
| 26 | at Maryland* | 7 p.m. |

NOVEMBER

| | | |
|----|---------------------|-----------|
| 1 | at Iowa* | 8 p.m. |
| 2 | at Nebraska* (BTN) | 8:30 p.m. |
| 8 | INDIANA* (BTN+) | 7:30 p.m. |
| 9 | PURDUE* (BTN+) | 7 p.m. |
| 15 | at Illinois* (BTN+) | 8 p.m. |
| 17 | at Northwestern* | 2 p.m. |
| 20 | at Indiana* (BTN+) | 7 p.m. |
| 24 | at Rutgers* | 12 p.m. |
| 29 | WISCONSIN* (BTN) | 6:30 p.m. |
| 30 | MINNESOTA* (BTN) | 8 p.m. |

Home matches in ALL CAPS
* Denotes conference match
All times EST

PENN STATE

PROBABLE STARTERS (BASED OFF LAST MATCH)

| No. | Pos. | Name | Yr. | SP | K/S | Pct. | A/S | SA/S | D/S | B/S | PTS |
|-----|------|----------------|-------|----|------|-------|-------|------|------|------|------|
| 9 | RS | Jonni Parker | So. | 9 | 2.56 | .489 | 0.00 | 0.22 | 2.44 | 0.33 | 26.5 |
| 11 | OH | Tori Gorrell | R-Sr. | 8 | 1.75 | .423 | 0.00 | 0.00 | 0.38 | 0.38 | 15.5 |
| 22 | OH | Allyson Cathey | So. | 9 | 2.67 | .341 | 0.00 | 0.11 | 1.11 | 0.11 | 25.5 |
| 16 | MB | Serena Gray | So. | 9 | 3.78 | .702 | 0.11 | 0.22 | 0.44 | 0.44 | 38.0 |
| 23 | MB | Kaitlyn Hord | So. | 9 | 3.22 | .609 | 0.00 | 0.00 | 0.33 | 1.33 | 36.0 |
| 13 | S | Gabby Blossom | So. | 9 | 0.22 | -.167 | 11.44 | 0.56 | 1.11 | 0.33 | 0.94 |
| 3 | L | Kendall White | Sr. | 9 | 0.00 | .000 | 0.78 | 0.22 | 3.11 | 0.00 | 0.22 |



PENN STATE NITTANY LIONS:

| | |
|--------------------|----------------------|
| Record..... | 3-0 |
| Big Ten..... | 0-0 |
| 2018..... | 26-8 (14-6 Big Ten) |
| Head Coach..... | Russ Rose |
| At Penn State..... | 1275-206 (41st) |
| Overall..... | Same |
| Location..... | University Park, Pa. |



IOWA STATE CYCLONES:

| | |
|--------------------|-----------------------|
| Record..... | 2-1 |
| Big 12..... | 0-0 |
| 2018..... | 21-13 (9-7 Big 12) |
| Head Coach..... | Christy Johnson-Lynch |
| At Iowa State..... | 292-144 (15th) |
| Overall..... | Same |
| Location..... | Ames, Iowa |



LSU TIGERS:

| | |
|-----------------|------------------|
| Record..... | 2-1 |
| SEC..... | 0-0 |
| 2018..... | 12-17 (7-11 SEC) |
| Head Coach..... | Fran Flory |
| At LSU..... | 370-263 (22nd) |
| Overall..... | 480-377 (29th) |
| Location..... | Baton Rouge, La. |

SCHEDULE

Friday, Sept. 6

7:30 p.m. (EST) | Penn State at Iowa State

Saturday, Sept. 7

3 p.m. (EST) | Penn State vs. LSU

3-0 START

The Nittany Lions are 3-0 to start the season for the third consecutive season and the 31st time in the 44 seasons of the program.

NATIONALLY RANKED

Penn State jumped two spots to No. 6 in the AVCA Division I Coaches Top 25 Poll after opening the season 3-0 with wins over Hofstra, Holy Cross, and Wichita State. The Nittany Lions sit behind Stanford, Nebraska, Texas, Wisconsin, and Illinois. Minnesota is ranked eighth, giving the Big Ten 50 percent of the top-10 teams.

PRESEASON HONORS

Three Penn State players were voted to the Preseason All-Big Ten Team. Senior Kendall White was a unanimous selection. She was joined on the team by sophomores Jonni Parker and Kaitlyn Hord. All three players were AVCA All-Americans and All-Big Ten honorees last season.

FOUR ALL-AMERICANS ON THE ROSTER

Penn State returns four of its six All-Americans from last season, including two-time honoree Kendall White. The senior libero was a first-team selection as a junior and made the second team as a sophomore. Jonni Parker was a third-team All-American last year, while Kaitlyn Hord and Serena Gray were honorable mentions following their rookie seasons last year.

STRATEGIC COMMUNICATIONS

Assistant Dir. of Strategic Communications

Matt Jackson

Phone: 412-944-6715

E-Mail: mjj010@bucknell.edu



WOMEN'S VOLLEYBALL

2019 ROSTER



1 **LAUREN CLARK**
FR., OH, 6-0
CHAMPLIN, MINN.



2 **EMILY SCIORRA**
SR., DS, 5-4
CHANTILLY, VA.



3 **KENDALL WHITE**
SR., DS, 5-5
ZIONSVILLE, IND.



4 **GABI BAILEY**
FR., OH, 6-1
HARVARD, MASS.



5 **SYDNEY FERGUSON**
FR., OH, 6-3
STAFFORD, VA.



6 **SOPHIE WALLS**
SO., S, 5-11
THE WOODLANDS, TEXAS.



7 **AMANDA PHEGLEY**
SO., OH, 6-4
TAMPA, FLA.



8 **BROOKLYNN HILL**
SO., DS, 5-8
RANCHO CUCAMONGA, CALIF.



9 **JONNI PARKER**
SO., RS/S, 6-0
CASHTOWN, OHIO



11 **TORI GORRELL**
RS SR., MB, 6-2
OAKVILLE, ONT.



12 **KEETON HOLCOMB**
SR., DS, 5-7
BELLVILLE, TEXAS.



13 **GABBY BLOSSOM**
SO., S, 5-9
SAINT LOUIS, MO.



14 **KRISTIN KRAUSE**
RS JR., DS, 5-7
ALLENTOWN, PA.



15 **JENNA HAMPTON**
SO., DS, 5-7
TAMPA, FLA.



16 **SERENA GRAY**
SO., MB, 6-2
TEMPLE CITY, CALIF.



17 **MOLLY RUSSELL**
FR., DS, 5-10
NAPERVILLE, ILL.



19 **EMILY OERTHER**
FR., S, 5-10
WINDERMERE, FLA.



21 **MACALL PEED**
FR., DS, 5-7
SAN DIEGO, CALIF.



22 **ALLYSON CATHEY**
SO., OH, 6-1
NEW ALBANY, IND.



23 **KAITLYN HORD**
SO., MB, 6-4
LEXINGTON, KY.



RUSS ROSE
HEAD COACH



DENNIS HOHENSHELT
ASSISTANT COACH



KATIE SCHUMACHER-CAWLEY
ASSISTANT COACH




VIRGINIA PHAM
DIRECTOR OF OPERATIONS



CHRIS ROSE
VOLUNTEER ASSISTANT COACH



CAM DAVIDSON
STRENGTH COACH



SCOTT CAMPBELL
ATHLETIC TRAINER

2019 PENN STATE WOMEN'S VOLLEYBALL

2019 Penn State Women's Volleyball Penn State Combined Team Statistics (as of Sep 02, 2019) All matches

Overall record: 3-0 Conf: 0-0 Home: 3-0 Away: 0-0 Neutral: 0-0

| # | Player | sp | Attack | | | | | Set | | Serve | | | Dig | | Blocking | | | | | points | | |
|------------|----------------|----|--------|-------|----|-----|--------|-----|-------|-------|----|------|-----|-----|----------|----|----|-------|-------|--------|----|-----|
| | | | k | k/s | e | ta | pct | a | a/s | sa | se | sa/s | re | dig | dig/s | bs | ba | total | blk/s | | be | bhe |
| 1 | Lauren Clark | 4 | 4 | 1.00 | 2 | 11 | .182 | 0 | 0.00 | 0 | 0 | 0.00 | 0 | 2 | 0.50 | 0 | 2 | 2 | 0.50 | 0 | 0 | - |
| 2 | Emily Sciorra | 4 | 0 | 0.00 | 0 | 0 | .000 | 0 | 0.00 | 2 | 0 | 0.50 | 0 | 0 | 0.00 | 0 | 0 | 0 | 0.00 | 0 | 0 | - |
| 3 | Kendall White | 9 | 0 | 0.00 | 0 | 0 | .000 | 7 | 0.78 | 2 | 1 | 0.22 | 0 | 28 | 3.11 | 0 | 0 | 0 | 0.00 | 0 | 0 | - |
| 4 | Gabi Bailey | 1 | 1 | 1.00 | 1 | 2 | .000 | 0 | 0.00 | 0 | 0 | 0.00 | 0 | 0 | 0.00 | 0 | 0 | 0 | 0.00 | 0 | 0 | - |
| 6 | Sophie Walls | 1 | 0 | 0.00 | 0 | 0 | .000 | 0 | 0.00 | 1 | 0 | 1.00 | 0 | 0 | 0.00 | 0 | 0 | 0 | 0.00 | 0 | 0 | - |
| 8 | Brooklyn Hill | 1 | 0 | 0.00 | 0 | 0 | .000 | 0 | 0.00 | 0 | 0 | 0.00 | 0 | 0 | 0.00 | 0 | 0 | 0 | 0.00 | 0 | 0 | - |
| 9 | Jonni Parker | 9 | 23 | 2.56 | 1 | 45 | .489 | 0 | 0.00 | 2 | 4 | 0.22 | 0 | 22 | 2.44 | 0 | 3 | 3 | 0.33 | 0 | 0 | - |
| 11 | Tori Gorrell | 8 | 14 | 1.75 | 3 | 26 | .423 | 0 | 0.00 | 0 | 0 | 0.00 | 0 | 3 | 0.38 | 0 | 3 | 3 | 0.38 | 1 | 0 | - |
| 12 | Keeton Holcomb | 9 | 0 | 0.00 | 0 | 0 | .000 | 1 | 0.11 | 3 | 1 | 0.33 | 1 | 17 | 1.89 | 0 | 0 | 0 | 0.00 | 0 | 0 | - |
| 13 | Gabby Blossom | 9 | 2 | 0.22 | 3 | 6 | -.167 | 103 | 11.44 | 5 | 3 | 0.56 | 0 | 10 | 1.11 | 0 | 3 | 3 | 0.33 | 1 | 1 | - |
| 14 | Kristin Krause | 1 | 0 | 0.00 | 0 | 0 | .000 | 0 | 0.00 | 0 | 0 | 0.00 | 0 | 0 | 0.00 | 0 | 0 | 0 | 0.00 | 0 | 1 | - |
| 15 | Jenna Hampton | 6 | 0 | 0.00 | 0 | 0 | .000 | 0 | 0.00 | 0 | 0 | 0.00 | 0 | 7 | 1.17 | 0 | 0 | 0 | 0.00 | 0 | 0 | - |
| 16 | Serena Gray | 9 | 34 | 3.78 | 1 | 47 | .702 | 1 | 0.11 | 2 | 5 | 0.22 | 0 | 4 | 0.44 | 0 | 4 | 4 | 0.44 | 2 | 0 | - |
| 17 | Molly Russell | 1 | 0 | 0.00 | 0 | 0 | .000 | 0 | 0.00 | 0 | 0 | 0.00 | 0 | 1 | 1.00 | 0 | 0 | 0 | 0.00 | 0 | 0 | - |
| 19 | Emily Oerther | 1 | 0 | 0.00 | 1 | 1 | -1.000 | 3 | 3.00 | 0 | 0 | 0.00 | 0 | 0 | 0.00 | 0 | 2 | 2 | 2.00 | 0 | 0 | - |
| 21 | Macall Peed | 5 | 0 | 0.00 | 0 | 0 | .000 | 0 | 0.00 | 0 | 1 | 0.00 | 0 | 1 | 0.20 | 0 | 0 | 0 | 0.00 | 0 | 0 | - |
| 22 | Allyson Cathey | 9 | 24 | 2.67 | 9 | 44 | .341 | 0 | 0.00 | 1 | 0 | 0.11 | 0 | 10 | 1.11 | 0 | 1 | 1 | 0.11 | 0 | 0 | - |
| 23 | Kaitlyn Hord | 9 | 29 | 3.22 | 1 | 46 | .609 | 0 | 0.00 | 0 | 0 | 0.00 | 0 | 3 | 0.33 | 2 | 10 | 12 | 1.33 | 0 | 0 | - |
| PENN STATE | | 9 | 131 | 14.56 | 22 | 228 | .478 | 115 | 12.78 | 18 | 15 | 2.00 | 1 | 108 | 12.00 | 2 | 28 | 16.0 | 1.78 | 4 | 2 | - |
| Opponents | | 9 | 75 | 8.33 | 55 | 247 | .081 | 73 | 8.11 | 1 | 19 | 0.11 | 18 | 67 | 7.44 | 1 | 6 | 4.0 | 0.44 | 5 | 1 | - |

| Team Statistics | PSU | OPP |
|-------------------------|--------|------|
| ATTACK | | |
| Kills | 131 | 75 |
| Errors | 22 | 55 |
| Total Attacks | 228 | 247 |
| Attack Pct | .478 | .081 |
| Kills/Set | 14.6 | 8.3 |
| SET | | |
| Assists | 115 | 73 |
| Assists/Set | 12.8 | 8.1 |
| SERVE | | |
| Aces | 18 | 1 |
| Errors | 15 | 19 |
| Aces/Set | 2.0 | 0.1 |
| SERVE RECEPTIONS | | |
| Errors | 1 | 18 |
| Errors/Set | 0.1 | 2.0 |
| DEFENSE | | |
| Digs | 108 | 67 |
| Digs/Set | 12.0 | 7.4 |
| BLOCKING | | |
| Block Solo | 2 | 1 |
| Block Assist | 28 | 6 |
| Total Blocks | 16.0 | 4.0 |
| Blocks/Set | 1.8 | 0.4 |
| Block Errors | 4 | 5 |
| Ball handling errors | 2 | 1 |
| ATTENDANCE | | |
| Total | 11586 | 0 |
| Dates/Avg Per Date | 3/3862 | 0/0 |
| Neutral site #/Avg | 0/0 | |
| Current win streak | 3 | - |
| Home win streak | 3 | - |

| Date | Opponent | Score | Score by set | Att. |
|--------|---------------|-------|-------------------|------|
| Aug 30 | HOFSTRA | w 3-0 | 25-13,25-19,25-18 | 3324 |
| Aug 31 | HOLY CROSS | w 3-0 | 25-5,25-12,25-14 | 4131 |
| Aug 31 | WICHITA STATE | w 3-0 | 25-14,25-14,25-7 | 4131 |

Record in 3-set matches:3-0 • Record in 4-set matches:0-0 • Record in 5-set matches:0-0

2019 PENN STATE WOMEN'S VOLLEYBALL

GRAY NAMED MVP AT PENN STATE CLASSIC

Serena Gray was named the MVP after leading Penn State to the title with a 3-0 record that included wins over Hofstra, Holy Cross, and Wichita State at the Penn State Classic. She tallied 34 kills while committing just one error on 47 total attacks for a .702 hitting percentage and added four total blocks. She was joined on the All-Tournament Team by Jonni Parker, Gabby Blossom and Kendall White.

LIONS PICKED FOURTH

Penn State was picked to finish fourth in the Big Ten this season in a vote by the league's 14 head coaches. The Nittany Lions finished fifth in the Big Ten last season and were ranked sixth in the entire country.

2019 BIG TEN PRESEASON POLL

| Rank | Team | National Rank |
|------|-------------------|---------------|
| 1. | Wisconsin | 5 |
| 2. | Nebraska | 2 |
| 3. | Minnesota | 3 |
| 4. | Penn State | 8 |
| 5. | Illinois | 6 |
| 6. | Purdue | 17 |
| 7. | Michigan | 15 |
| 8. | Ohio State | NR |
| 9. | Michigan State | NR |
| 10. | Maryland | NR |
| 11. | Indiana | NR |
| 12. | Northwestern | NR |
| 13. | Iowa | NR |
| 14. | Rutgers | NR |

WHITE NEARS CAREER DIGS RECORD

Senior Kendall White ranks third in program history with 1,548 career digs. She needs 410 to pass Kaleena Walters (2002-05) to become the all-time leader.

PENN STATE CAREER DIGS LEADERS

| Rank | Team | National Rank |
|------|--------------|----------------------------------|
| 1. | 1,957 | Kaleena Walters, 2002-05 |
| 2. | 1,685 | Kim Kumfer, 1989-92 |
| 3. | 1,548 | Kendall White, 2016-pres. |
| 4. | 1,522 | Noelle Zientara, 1987-90 |
| 5. | 1,474 | Dominique Gonzalez, 2011-14 |
| 6. | 1,313 | Ellen Hensler, 1983-86 |
| 7. | 1,306 | Roberta Holehouse, 2005-08 |
| 8. | 1,278 | Salima Davidson, 1991-94 |
| 9. | 1,265 | Michelle Jaworski, 1987-90 |
| 10. | 1,245 | Alyssa D'Errico, 2007-10 |

ROSE IN 41ST SEASON

Head coach Russ Rose enters his 41st season at the helm of the Nittany Lions. He has a 1,275-206 record, seven NCAA National Championships, and 17 Big Ten Titles to his name. He is the winningest active NCAA Division I coach by wins (1,275), and percentage (.861).

SEVEN NATIONAL TITLES

Penn State has won seven national titles, all coming during Russ Rose's 40 seasons as head coach. The seven titles are the second most in the nation, trailing Stanford's eight by just one championship.

PENN'S STATE'S NATIONAL TITLES

| | |
|------|----------------------------|
| 1999 | Penn State 3, Stanford 0 |
| 2007 | Penn State 3, Stanford 2 |
| 2008 | Penn State 3, Stanford 0 |
| 2009 | Penn State 3, Texas 2 |
| 2010 | Penn State 3, California 0 |
| 2013 | Penn State 3, Wisconsin 1 |
| 2014 | Penn State 3, BYU 0 |

NCAA LEADERS IN NATIONAL TITLES

| | |
|---|------------------|
| 8 | Stanford |
| 7 | Penn State |
| 5 | Nebraska |
| 4 | UCLA |
| 3 | Hawaii |
| 3 | Long Beach State |
| 2 | Texas |
| 2 | Pacific |
| 1 | Washington |

PSU ALUMNAE HELP USA QUALIFY FOR OLYMPICS

Penn State alumnae Haleigh Washington and Megan Courtney played integral roles as the U.S. Women's National Volleyball Team secured an automatic bid to the 2020 Summer Olympics in Tokyo by winning a qualifying tournament this past summer. Team USA, ranked third in the country, went 3-0 with wins over No. 11 Argentina, No. 16 Bulgaria, and No. 23 Kazakhstan.

RETURNING BIG TEN MAJOR AWARD WINNERS

The Nittany Lions return two players that won major awards from the Big Ten last season. Kendall White was voted the Defensive Player of the Year, while Jonni Parker was the Freshman of the Year. Both players were All-Big Ten selections, as was Kaitlyn Hord.

NCAA TOURNAMENT CENTURY MARK

With a 3-0 win over Syracuse in the NCAA Second Round last season, Penn State recorded the 100th NCAA Tournament victory in program history, all coming with Russ Rose as head coach. He became the first NCAA Division I coach to reach the milestone. The Lions went on to add NCAA Tournament win No. 101 with a victory over Washington in the NCAA Regional Semifinal.

CONSISTENT WINNERS

Penn State has never posted less than 22 wins in a season with Rose as the head coach. The Nittany Lions have recorded at least 30 wins 27 times during that stretch.

ENTIRE STAFF RETURNS

After starting the season with an entirely new coaching staff under Russ Rose last year, Penn State returns its entire staff with Dennis Hohenschelt and Katie Schumacher-Cawley as assistant coaches, Virginia Pham as the director of operations, and Chris Rose as a volunteer assistant coach.

.700 CLUB

Through just three matches, Penn State has already had two players combine for three matches with a .700-plus hitting percentage on at least 10 kills. Serena Gray did it twice at the Penn State Classic, while Kaitlyn Hord did it during the second match of the event against Holy Cross.

SCHEDULE NOTES

- Thirteen matches against teams that competed in the 2018 NCAA Tournament, including 12 matches against teams ranked in the final AVCA Top 25 Coaches Poll, highlight the 2019 schedule. This year's slate also features 13 matchups against opponents that recorded 20 or more wins during the 2018 season.

- In the third weekend of the season, the Nittany Lions host Stanford, Oregon and Minnesota for the Big Ten/Pac-12 Challenge. Penn State will play defending National Champion Stanford and Oregon at the event. Stanford and Penn State have met at least once over the last nine seasons. The Lions will play Oregon for the second-straight season.

- Penn State owns a 635-140-1 (.819) record against its 2019 opponents, including a 487-72 (.871) mark in Big Ten matches since joining the conference in 1991. The Nittany Lions have a 573-112 (.836) mark all-time against current Big Ten opponents.

2019 PENN STATE WOMEN'S VOLLEYBALL

ROSTER BREAKDOWN

BY CLASS

RS Seniors (1): Gorrell

Seniors (3): Holcomb, Sciorra, White

RS Junior (1): Krause

Sophomores (9): Blossom, Cathey, Gray,

Hampton, Hill, Hord, Parker, Phegley, Walls

Freshmen (6): Bailey, Clark, Ferguson,

Oerther, Peed, Russell

BY POSITION

Setters (3): Blossom, Oerther, Walls

Libero/DS (8): Hampton, Hill, Holcomb,

Krause, Peed, Russell, Sciorra, White

Middles (3): Gorrell, Gray, Hord

Outsides (4): Bailey, Cathey, Clark, Ferguson

Opposites (2): Parker, Phegley

BY STATE/COUNTRY

California (3): Gray, Hill, Peed

Canada (1): Gorrell

Florida (3): Hampton, Oerther, Phegley

Illinois (1): Russell

Indiana (2): Cathey, White

Kentucky (1): Hord

Massachusetts (1): Bailey

Minnesota (1): Clark

Missouri (1): Blossom

Ohio (1): Parker

Pennsylvania (1): Krause

Texas (2): Holcomb, Walls

Virginia (2): Ferguson, Sciorra

PRONUNCIATIONS

Cathey Kathy

Phegley FEG-lee

Jonni.....Johnny

Gorrell.....GORE-el

SciorraSHORE-uh

Gabi.....Gabby

Macall.....Mah-call

RETURNING STARTERS

| No. | Pos. | Name | Yr. | SP | K/S | Pct. | A/S | SA/S | D/S | B/S | PTS |
|-----|------|---------------|-----|-----|------|------|------|------|------|------|------|
| 3 | L | Kendall White | Sr. | 118 | 0.03 | .176 | 0.77 | 0.16 | 4.73 | 0.00 | 0.19 |
| 9 | RS/S | Jonni Parker | So. | 117 | 3.00 | .260 | 0.15 | 0.21 | 1.74 | 0.77 | 3.60 |
| 16 | MB | Serena Gray | So. | 96 | 1.84 | .325 | 0.04 | 0.14 | 0.42 | 1.24 | 2.65 |
| 23 | MB | Kaitlyn Hord | So. | 104 | 2.12 | .383 | 0.02 | 0.00 | 0.15 | 1.24 | 2.77 |

NEWCOMERS

| No. | Name | Yr. | Pos. | Ht. | Hometown/High School/Last College |
|-----|-----------------|-----|------|------|------------------------------------|
| 1 | Lauren Clark | Fr. | OH | 6-0 | Champlin, Minn./Champlin Park |
| 4 | Gabi Bailey | Fr. | OH | 6-1 | Harvard, Mass./Lawrence Academy |
| 5 | Sydney Ferguson | Fr. | OH | 6-3 | Stafford, Va./North Stafford |
| 6 | Sophie Walls | So. | S | 5-11 | The Woodlands, Texas/The Woodlands |
| 17 | Molly Russell | Fr. | DS | 5-10 | Naperville, Ill./Naperville North |
| 19 | Emily Oerther | Fr. | S | 5-10 | Windermere, Fla./The First Academy |
| 21 | Macall Peed | Fr. | DS | 5-7 | San Diego, Calif./Torrey Pines |

2019 NUMERICAL ROSTER

| No. | Name | Yr. | Pos. | Ht. | Hometown/High School/Last College |
|-----|-----------------|--------|------|------|---|
| 1 | Lauren Clark | Fr. | OH | 6-0 | Champlin, Minn./Champlin Park |
| 2 | Emily Sciorra | Sr. | DS | 5-4 | Chantilly, Va./Chantilly |
| 3 | Kendall White | Sr. | DS | 5-5 | Zionsville, Ind./Cathedral |
| 4 | Gabi Bailey | Fr. | OH | 6-1 | Harvard, Mass./Lawrence Academy |
| 5 | Sydney Ferguson | Fr. | OH | 6-3 | Stafford, Va./North Stafford |
| 6 | Sophie Walls | So. | S | 5-11 | The Woodlands, Texas/The Woodlands |
| 7 | Amanda Phegley | So. | OH | 6-4 | Tampa, Fla./Berkeley Prep |
| 8 | Brooklynn Hill | So. | DS | 5-8 | Rancho Cucamonga, Calif./Rancho Cucamonga |
| 9 | Jonni Parker | So. | RS/S | 6-0 | Casstown, Ohio/Miami East |
| 11 | Tori Gorrell | RS Sr. | MB | 6-2 | Oakville, Ontario/Abbey Park |
| 12 | Keeton Holcomb | Sr. | DS | 5-7 | Bellville, Texas/Bellville |
| 13 | Gabby Blossom | So. | S | 5-9 | Saint Louis, Mo./St. Joseph's Academy |
| 14 | Kristin Krause | RS Jr. | DS | 5-7 | Allentown, Pa./Parkland |
| 15 | Jenna Hampton | So. | DS | 5-7 | Tampa, Fla./Berkeley Prep |
| 16 | Serena Gray | So. | MB | 6-2 | Temple City, Calif./Temple City |
| 17 | Molly Russell | Fr. | DS | 5-10 | Naperville, Ill./Naperville North |
| 19 | Emily Oerther | Fr. | S | 5-10 | Windermere, Fla./The First Academy |
| 21 | Macall Peed | Fr. | DS | 5-7 | San Diego, Calif./Torrey Pines |
| 22 | Allyson Cathey | So. | OH | 6-1 | New Albany, Ind./New Albany |
| 23 | Kaitlyn Hord | So. | MB | 6-4 | Lexington, Ky./Henry Clay |

2019 ALPHABETICAL ROSTER

| No. | Name | Yr. | Pos. | Ht. | Hometown/High School/Last College |
|-----|-----------------|--------|------|------|---|
| 4 | Gabi Bailey | Fr. | OH | 6-1 | Harvard, Mass./Lawrence Academy |
| 13 | Gabby Blossom | So. | S | 5-9 | Saint Louis, Mo./St. Joseph's Academy |
| 22 | Allyson Cathey | So. | OH | 6-1 | New Albany, Ind./New Albany |
| 1 | Lauren Clark | Fr. | OH | 6-0 | Champlin, Minn./Champlin Park |
| 5 | Sydney Ferguson | Fr. | OH | 6-3 | Stafford, Va./North Stafford |
| 11 | Tori Gorrell | RS Sr. | MB | 6-2 | Oakville, Ontario/Abbey Park |
| 16 | Serena Gray | So. | MB | 6-2 | Temple City, Calif./Temple City |
| 15 | Jenna Hampton | So. | DS | 5-7 | Tampa, Fla./Berkeley Prep |
| 8 | Brooklynn Hill | So. | DS | 5-8 | Rancho Cucamonga, Calif./Rancho Cucamonga |
| 12 | Keeton Holcomb | Sr. | DS | 5-7 | Bellville, Texas/Bellville |
| 23 | Kaitlyn Hord | So. | MB | 6-4 | Lexington, Ky./Henry Clay |
| 14 | Kristin Krause | RS Jr. | DS | 5-7 | Allentown, Pa./Parkland |
| 19 | Emily Oerther | Fr. | S | 5-10 | Windermere, Fla./The First Academy |
| 9 | Jonni Parker | So. | RS/S | 6-0 | Casstown, Ohio/Miami East |
| 21 | Macall Peed | Fr. | DS | 5-7 | San Diego, Calif./Torrey Pines |
| 7 | Amanda Phegley | So. | OH | 6-4 | Tampa, Fla./Berkeley Prep |
| 17 | Molly Russell | Fr. | DS | 5-10 | Naperville, Ill./Naperville North |
| 2 | Emily Sciorra | Sr. | DS | 5-4 | Chantilly, Va./Chantilly |
| 6 | Sophie Walls | So. | S | 5-11 | The Woodlands, Texas/The Woodlands |
| 3 | Kendall White | Sr. | DS | 5-5 | Zionsville, Ind./Cathedral |

2019 PENN STATE WOMEN'S VOLLEYBALL

THE UNIVERSITY

Location:.....University Park, Pa.
Founded:.....1855
Enrollment:.....46,270
Colors:.....Blue & White
Nickname:.....Nittany Lions
Conference:.....Big Ten
President:.....Dr. Eric Barron
Director of Athletics:.....Sandy Barbour
Sr. Assoc. AD/SWA:.....Charmelle Green
Facility (capacity):.....Rec Hall (5,812)

VOLLEYBALL STAFF

Head Coach:.....Russ Rose (41st season)
Alma Mater:.....George Williams, 1975
Overall Record (Yrs./Pct.):...1,275-206 (40/.861)
School Record:.....same
Assistant Coach:.....Dennis Hohenshelt
Assistant Coach:.....Katie Schumacher-Cawley
Director of Operations:.....Virginia Pham
Volunteer Assistant:.....Chris Rose
Office Phone:.....(814) 863-7474
Office Fax:.....(814) 865-1746
Office Address:.....235 Rec Hall

SEASON IN REVIEW

2018 Record:.....26-8
Home:.....15-2
Away:.....8-6
Neutral:.....3-0
Big Ten record (finish):.....14-6 (fifth)
Final AVCA Ranking:.....No. 6
Postseason:.....NCAA Regional Final
First round:.....Defeated Howard, 3-0
Second round:.....Defeated Syracuse, 3-0
Regional semi:.....Defeated Washington, 3-0
Regional final.....Lost to Stanford, 3-1

THE HISTORY

First Year of Volleyball:.....1976
All-Time Record (Years):.....1,326-249-4 (43)
All-Time Big Ten Record:.....487-73
Years/Win Pct.:.....28/.871
Big Ten Titles:.....17
('92, '93, '96, '97, '98, '99, '03, '04, '05,
'06, '07, '08, '09, '10, '12, '13, '17)
NCAA Tournament Appearances:.....38
NCAA Tournament Record:.....101-31
NCAA National Championships:.....7
(1999, 2007, 2008, 2009, 2010, 2013, 2014)

DOUBLE-DOUBLES

Fifteen Nittany Lions have produced 168 double-doubles during the last eight seasons.

2018 DOUBLE-DOUBLES

BRYANNA WEISKIRCHER (29 CAREER)

- vs. Texas A&M, 9/1 (33 assists, 10 digs)
- at Minnesota, 9/19 (29 assists, 10 digs)
- at Ohio State, 9/23 (49 assists, 16 digs)
- at Michigan State, 9/28 (31 assists, 10 digs)
- at Purdue, 10/10 (50 assists, 10 digs)
- vs. Nebraska, 10/12 (48 assists, 16 digs)
- vs. Purdue, 10/27 (52 assists, 10 digs)
- at Iowa, 11/3 (38 assists, 12 digs)
- at Illinois, 11/10 (51 assists, 12 digs)
- vs. Minnesota, 11/23 (63 assists, 15 digs)
- vs. Wisconsin, 11/24 (60 assists, 15 digs)

TAYLOR LEATH (22 CAREER) (17 @UNC)

- at Ohio State, 9/23 (16 kills, 13 digs)
- at Purdue, 10/10 (13 kills, 11 digs)
- vs. Nebraska, 10/12 (10 kills, 15 digs)
- vs. Purdue, 10/27 (21 kills, 12 digs)
- at Nebraska, 11/2 (16 kills, 15 digs)

JONNI PARKER (2 CAREER)

- at Ohio State, 9/23 (12 kills, 11 digs)
- vs. Wisconsin, 11/24 (11 kills, 10 digs)

GABBY BLOSSOM (1 CAREER)

- vs. Indiana, 10/29 (41 assists, 12 digs)

THE LAST TIME A NITTANY LION...

Had 30 or more kills.....30 - Simone Lee at Texas A&M (9/2/17)
Had 10 or more blocks.....10 - Haleigh Washington vs. Michigan State (12/9/17)
Had eight or more aces.....8 - Micha Hancock at Maryland (11/22/14)
Had 30 or more digs.....32 - Kendall White vs. Nebraska (11/4/16)
Had 80 or more assists.....82 - Samantha Spink vs. Illinois (11/24/95)
Hit .800 or better (min. 12 kills).....800 (17-0-20) Simone Lee at Rutgers (11/18/17)

THE LAST TIME PENN STATE...

VS. NONCONFERENCE OPPONENTS (REGULAR-SEASON MATCHES)

Won a match.....vs. Wichita State, 8/31/19 (25-14, 25-14, 25-7)
Lost a match.....vs. Stanford, 9/7/18 (25-23, 25-20, 25-20)
Won at home.....vs. Wichita State, 8/31/19 (25-14, 25-14, 25-7)
Lost at home.....vs. North Carolina, 8/27/16 (16-25, 25-22, 21-25, 25-23 15-9)
Won 3-0 at home.....vs. Wichita State, 8/31/19 (25-14, 25-14, 25-7)
Lost 3-0 at home.....vs. UC-Santa Barbara, 9/18/86 (1-15, 7-15, 13-15)
Won 3-0 on the road.....vs. Buffalo, 9/15/18 (25-18, 25-14, 25-10)
Lost 3-0 on the road.....vs. Stanford, 9/7/18 (25-23, 25-20, 25-20)

VS. BIG TEN OPPONENTS (REGULAR-SEASON MATCHES)

Won a match.....vs. Minnesota, 11/23/18 (20-25, 25-21, 30-28, 24-26, 15-12)
Lost a match.....vs. Wisconsin, 11/24/18 (25-20, 22-25, 25-23, 19-25, 21-19)
Won at home.....vs. Minnesota, 11/23/18 (20-25, 25-21, 30-28, 24-26, 15-12)
Lost at home.....vs. Wisconsin, 11/24/18 (25-20, 22-25, 25-23, 19-25, 21-19)
Won 3-0 at home.....vs. Northwestern, 11/17/18 (25-6, 25-14, 25-17)
Lost 3-0 at home.....vs. Nebraska, 9/22/17 (24-26, 19-25, 20-25)
Won 3-0 on the road.....at Northwestern, 11/9/18 (25-21, 25-20, 25-19)
Lost 3-0 on the road.....at Minnesota, 9/19/18 (25-22, 25-21, 25-19)

ALL MATCHES

Won a match.....vs. Wichita State, 8/31/19 (25-14, 25-14, 25-7)
Lost a match.....vs. Stanford, 12/8/18 (18-25, 25-23, 25-20, 25-16)
Won at home.....vs. Wichita State, 8/31/19 (25-14, 25-14, 25-7)
Lost at home.....vs. Wisconsin, 11/24/18 (25-20, 22-25, 25-23, 19-25, 21-19)
Won 3-0 at home.....vs. Wichita State, 8/31/19 (25-14, 25-14, 25-7)
Lost 3-0 at home.....vs. Nebraska, 9/22/17 (24-26, 19-25, 20-25)
Won 3-0 on the road.....at Northwestern, 11/9/18 (25-21, 25-20, 25-19)
Lost 3-0 on the road.....at Minnesota, 9/19/18 (25-22, 25-21, 25-19)

2019 PENN STATE WOMEN'S VOLLEYBALL

2019 SCHEDULE AND RESULTS

| DATE | OPPONENT | W/L | SCORE | SET SCORES | RECORD | BIG | TIME | ATT. |
|---------|-------------------|-----|-------|----------------------|--------|-----|------|------|
| Aug. 30 | vs. Hofstra | W | 3-0 | 25- 13, 25-18, 25-19 | 1-0 | 0-0 | 1:28 | 3324 |
| Aug. 31 | vs. Holy Cross | W | 3-0 | 25-5, 25-12, 25-14 | 2-0 | 0-0 | 0:58 | 4121 |
| Aug. 31 | vs. Wichita State | W | 3-0 | 25-14, 25-14, 25-7 | 3-0 | 0-0 | 1:08 | 4121 |

2019 INDIVIDUAL MATCH-BY-MATCH LEADERS

| Date | Opp. | Kills | Attacks | Aces | Assists | Digs | Blocks |
|--------------------------------|-------------------|-------------|-------------|-------------|--------------|-------------|----------|
| Aug. 30 | vs. Hofstra | Parker - 14 | Parker - 21 | Parker - 2 | Blossom - 29 | White - 8 | Hord - 5 |
| Aug. 31 | vs. Holy Cross | Hord - 17 | Hord - 22 | Sciorra - 2 | Blossom - 38 | Parker - 12 | Hord - 4 |
| Aug. 31 | vs. Wichita State | Gray - 18 | Gray - 24 | Blossom - 3 | Blossom - 36 | White - 10 | Hord - 3 |
| TOTALS (INCLUDING TIES) | | Parker - 1 | Parker - 1 | Parker - 1 | Blossom - 3 | White - 2 | Hord - 3 |
| Hord - 1 | Hord - 1 | Sciorra - 1 | | Parker - 1 | | | |
| | | Gray - 1 | Gray - 1 | Blossom - 1 | | | |

2019 TEAM MATCH-BY-MATCH STAT COMPARISON *Penn State/Opponent

| Opponent | SP | Kills | Errors | TA | Hit Pct. | Assists | SA | SE | RE | Digs | BS/BA | BE | Total | |
|---------------|------------|----------|---------------|--------------|----------------|------------------|---------------|-------------|--------------|-------------|---------------|-----------------|------------|-----------------|
| HOFSTRA | 3-0 | 3 | 38/33 | 8/20 | 72/87 | .417/.149 | 33/32 | 6/1 | 6/11 | 1/6 | 32/21 | 2-8/0-4 | 2/2 | 6.0/2.0 |
| HOLY CROSS | 3-0 | 3 | 49/20 | 6/15 | 80/82 | .538/.061 | 43/20 | 6/0 | 4/4 | 0/6 | 43/23 | 0-12/0-0 | 1/1 | 6.0/0.0 |
| WICHITA STATE | 3-0 | 3 | 44/22 | 8/20 | 76/78 | .474/.026 | 39/21 | 6/0 | 5/4 | 0/5 | 33/23 | 0-8/1-2 | 1/1 | 4.0/2.0 |
| Total | 9-0 | 9 | 131/75 | 22/55 | 228/247 | .478/.081 | 115/73 | 18/1 | 15/19 | 1/17 | 108/67 | 2-28/1-6 | 4/4 | 16.0/4.0 |

2018 ATTENDANCE

| | TOTALS | AVG. |
|----------|----------------------|-------|
| All: | 106,652 (34 matches) | 3,137 |
| Home: | 17 matches* | 3,346 |
| Neutral: | 3 matches | 814 |

The Big Ten led all Division I conferences in overall and average attendance:

| LEAGUE | MATCHES | TOTAL | AVG. |
|----------|---------|---------|-------|
| Big Ten | 206 | 667,302 | 3,239 |
| Pac 12 | 177 | 275,969 | 1,559 |
| Big 12 | 127 | 191,790 | 1,510 |
| Big West | 111 | 146,453 | 1,319 |
| SEC | 175 | 221,305 | 1,265 |

*Includes two NCAA Tournament matches at Rec Hall.

PACKING REC HALL ONCE AGAIN

Penn State closed out the regular season as one of the nation's leaders in attendance, ranking top 10 in the country with an average of 3,346 fans per match, with other Big Ten schools - Nebraska, Wisconsin, Minnesota and Illinois.

| SCHOOL | TOTAL ATTEN. | AVG. ATTEN. | HOME DATES |
|----------------------|---------------|--------------|------------|
| 1. Nebraska | 172,307 | 8,205 | 21 |
| 2. Wisconsin | 95,581 | 6,827 | 14 |
| 3. Hawaii | 93,537 | 5,502 | 17 |
| 4. Minnesota | 90,399 | 5,318 | 17 |
| 5. BYU | 58,295 | 3,429 | 17 |
| 6. Penn State | 56,885 | 3,346 | 17 |
| 7. Illinois | 48,551 | 2,856 | 17 |
| 8. Creighton | 47,632 | 2,802 | 17 |
| 9. Texas | 47,198 | 3,631 | 13 |
| 10. Florida | 44,261 | 2,951 | 15 |
| 11. Stanford | 41,236 | 2,426 | 17 |
| 12. Michigan St. | 39,901 | 3,069 | 13 |
| 13. Purdue | 39,840 | 2,213 | 18 |
| 14. Colordao St. | 37,918 | 2,528 | 15 |
| 15. Iowa State | 37,867 | 1,993 | 19 |
| 16. Utah | 36,929 | 2,638 | 14 |
| 17. Michigan | 33,479 | 1,860 | 18 |
| 18. Washington | 32,019 | 2,287 | 14 |
| 19. Kentucky | 31,918 | 2,128 | 15 |
| 20. UNI | 31,769 | 2,444 | 13 |
| 21. Oregon | 31,096 | 1,944 | 16 |
| 22. Ohio State | 27,153 | 2,089 | 13 |
| 23. TCU | 23,759 | 1,485 | 16 |
| 24. Pittsburgh | 22,802 | 1,140 | 20 |
| 25. UNC | 22,749 | 1,896 | 12 |
| 26. Arizona St. | 22,321 | 1,395 | 16 |
| 27. Iowa | 22,276 | 2,025 | 11 |
| 28. Wichita St. | 21,773 | 2,177 | 10 |
| 29. Missouri | 20,965 | 1,747 | 12 |
| 30. Colorado | 20,486 | 1,205 | 17 |

2019 PENN STATE WOMEN'S VOLLEYBALL

2019 PENN STATE SUPERLATIVES

| THREE SETS | INDIVIDUAL | TEAM |
|--------------------|--|-----------------------------|
| Kills: | 18 - Serena Gray vs. Wichita State (8/31) | 49, vs. Holy Cross (8/31) |
| Attacks: | 24 - Serena Gray vs. Wichita State (8/31) | 80, vs. Holy Cross (8/31) |
| Attack Percentage: | .765 - Serena Gray vs. Holy Cross (8/31) | .538, vs. Holy Cross (8/31) |
| Assists: | 38 - Gabby Blossom vs. Holy Cross (8/31) | 43, vs. Holy Cross (8/31) |
| Aces: | 3 - Gabby Blossom vs. Wichita State (8/31) | 6, three times |
| Digs: | 12 - Jonni Parker vs. Holy Cross (8/31) | 43, vs. Holy Cross (8/31) |
| Solo Blocks: | 2 - Kaitlyn Hord vs. Hofstra (8/30) | 2, vs. Hofstra (8/30) |
| Block Assists: | 4 - Kaitlyn Hord vs. Holy Cross (8/31) | 12, vs. Holy Cross (8/31) |
| Total Blocks: | 5 - Kaitlyn Hord vs. Hofstra (8/30) | 6.0, two times |

| FOUR SETS | INDIVIDUAL | TEAM |
|--------------------|-------------------|-------------|
| Kills: | N/A | N/A |
| Attacks: | N/A | N/A |
| Attack Percentage: | N/A | N/A |
| Assists: | N/A | N/A |
| Aces: | N/A | N/A |
| Digs: | N/A | N/A |
| Solo Blocks: | N/A | N/A |
| Block Assists: | N/A | N/A |
| Total Blocks: | N/A | N/A |

| FIVE SETS | INDIVIDUAL | TEAM |
|--------------------|-------------------|-------------|
| Kills: | N/A | N/A |
| Attacks: | N/A | N/A |
| Attack Percentage: | N/A | N/A |
| Assists: | N/A | N/A |
| Aces: | N/A | N/A |
| Digs: | N/A | N/A |
| Solo Blocks: | N/A | N/A |
| Block Assists: | N/A | N/A |
| Total Blocks: | N/A | N/A |

2019 OPPONENT SUPERLATIVES

| THREE SETS | INDIVIDUAL | TEAM |
|--------------------|---|-----------------------------------|
| Kills: | 9 - Laura Masciullo, Hofstra (8/30) | 33, Hofstra (8/30) |
| Attacks: | 27 - Rachel Harding, Holy Cross (8/31) | 87, Hofstra (8/30) |
| Attack Percentage: | .667 - Brylee Kelly, Wichita State (8/31) | .149, Hofstra (8/30) |
| Assists: | 26 - Luisa Sydlik, Hofstra (8/30) | 32, Hofstra (8/30) |
| Aces: | 1 - Ana Martinovic, Hofstra (8/30) | 1, Hofstra (8/30) |
| Digs: | 9 - Kara Brown, Wichita State (8/31) | 23, 2x last Wichita State (8/31) |
| Solo Blocks: | 1 - Emma Wright, Wichita State (8/31) | 1, Wichita State (8/31) |
| Block Assists: | 2 - Luz Di Nunez Sierra, Hofstra (8/30) | 3, Hofstra (8/31) |
| Total Blocks: | 2 - Luz Di Nunez Sierra, Hofstra (8/30) | 2.0, 2x last Wichita State (8/31) |

| FOUR SETS | INDIVIDUAL | TEAM |
|--------------------|-------------------|-------------|
| Kills: | N/A | N/A |
| Attacks: | N/A | N/A |
| Attack Percentage: | N/A | N/A |
| Assists: | N/A | N/A |
| Aces: | N/A | N/A |
| Digs: | N/A | N/A |
| Solo Blocks: | N/A | N/A |
| Block Assists: | N/A | N/A |
| Total Blocks: | N/A | N/A |

| FIVE SETS | INDIVIDUAL | TEAM |
|--------------------|-------------------|-------------|
| Kills: | N/A | N/A |
| Attacks: | N/A | N/A |
| Attack Percentage: | N/A | N/A |
| Assists: | N/A | N/A |
| Aces: | N/A | N/A |
| Digs: | N/A | N/A |
| Solo Blocks: | N/A | N/A |
| Block Assists: | N/A | N/A |
| Total Blocks: | N/A | N/A |

2019 PENN STATE WOMEN'S VOLLEYBALL

LAUREN CLARK

6-0 • Freshman • Outside Hitter • Division of Undergraduate Studies
Champlin, Minn./Champlin Park



LAUREN CLARK'S 2019 SEASON STATS

| Date | Opponent | sp | attack | | | | set | | | serve | | | | recept | | | dig | blocking | | | | bhe | points | team | |
|--------------|---------------|----|--------|---|----|------|-----|----|-----|-------|----|----|-----|--------|----|-----|-----|----------|----|----|-------|-----|--------|------|-------|
| | | | k | e | ta | pct | a | ta | pct | sa | se | ta | pct | re | ta | pct | | bs | ba | be | total | | | hit% | score |
| Aug 31, 2019 | HOLY CROSS | 3 | 3 | 1 | 8 | .250 | 0 | - | - | 0 | 0 | - | - | 0 | - | - | 2 | 0 | 2 | 0 | 2.0 | 0 | - | .538 | 3-0 |
| Aug 31, 2019 | WICHITA STATE | 1 | 1 | 1 | 3 | .000 | 0 | - | - | 0 | 0 | - | - | 0 | - | - | 0 | 0 | 0 | 0 | 0.0 | 0 | - | .474 | 3-0 |
| Totals | | 4 | 4 | 2 | 11 | .182 | 0 | - | - | 0 | 0 | - | - | 0 | - | - | 2 | 0 | 2 | 0 | 2.0 | 0 | - | - | - |

Sets played: 4
Kills per set: 1.00

Digs per set: 0.50
Blocks per set: 0.50

CLARK'S CAREER STATS

| SEASON | SP-MP | K | K/S | E | TA | PCT | A | A/S | SA | SA/S | DIG | D/S | BS | BA | TB | B/S |
|--------------|------------|----------|-------------|----------|-----------|-------------|----------|-------------|----------|-------------|----------|-------------|----------|----------|----------|------------|
| 2019 | 4-2 | 4 | 1.00 | 2 | 11 | .182 | 0 | 0.00 | 0 | 0.00 | 0 | 0.00 | 0 | 0 | 0 | 0.0 |
| TOTAL | 4-2 | 4 | 1.00 | 2 | 11 | .182 | 0 | 0.00 | 0 | 0.00 | 0 | 0.00 | 0 | 0 | 0 | 0.0 |

CAREER HIGHS


Kills: 3, vs. Holy Cross (8/31/19)
Attacks: 8, vs. Holy Cross (8/31/19)
Hitting Percentage: .250 (3-1-8), vs. Holy Cross (8/31/19)
Digs: 2, vs. Holy Cross (8/31/19)
Blocks: 2, vs. Holy Cross (8/31/19)

2019 PENN STATE WOMEN'S VOLLEYBALL



EMILY SCIORRA

5-5 • Senior • Defensive Specialist • Kinesiology
Chantilly, Va. | Chantilly



EMILY SCIORRA'S 2019 SEASON STATS

| Date | Opponent | sp | attack | | | | set | | | serve | | | | recept | | | dig | blocking | | | | bhe | points | team hit% | score |
|--------------|---------------|----|--------|---|----|------|-----|----|-----|-------|----|----|-----|--------|----|-----|-----|----------|----|----|-------|-----|--------|-----------|-------|
| | | | k | e | ta | pct | a | ta | pct | sa | se | ta | pct | re | ta | pct | | bs | ba | be | total | | | | |
| Aug 30, 2019 | HOFSTRA | 1 | 0 | 0 | 0 | .000 | 0 | - | - | 0 | 0 | - | - | 0 | - | - | 0 | 0 | 0 | 0 | 0.0 | 0 | - | .417 | 3-0 |
| Aug 31, 2019 | HOLY CROSS | 2 | 0 | 0 | 0 | .000 | 0 | - | - | 2 | 0 | - | - | 0 | - | - | 0 | 0 | 0 | 0 | 0.0 | 0 | - | .538 | 3-0 |
| Aug 31, 2019 | WICHITA STATE | 1 | 0 | 0 | 0 | .000 | 0 | - | - | 0 | 0 | - | - | 0 | - | - | 0 | 0 | 0 | 0 | 0.0 | 0 | - | .474 | 3-0 |
| | | 4 | 0 | 0 | 0 | .000 | 0 | - | - | 2 | 0 | - | - | 0 | - | - | 0 | 0 | 0 | 0 | 0.0 | 0 | - | | |

Sets played: 4

Service aces per set: 0.50

SCIORRA'S CAREER STATS

| SEASON | SP-MP | K | K/S | E | TA | PCT | A | A/S | SA | SA/S | DIG | D/S | BS | BA | TB | B/S |
|--------------|---------------|----------|-------------|----------|----------|--------------|----------|-------------|----------|-------------|-----------|-------------|----------|----------|----------|-------------|
| 2016 | 11-8 | 0 | 0.00 | 1 | 2 | -.500 | 0 | 0.00 | 2 | 0.18 | 5 | 0.45 | 0 | 0 | 0 | 0.00 |
| 2017 | 31-22 | 0 | 0.00 | 0 | 0 | .000 | 1 | 0.03 | 2 | 0.06 | 9 | 0.29 | 0 | 0 | 0 | 0.00 |
| 2018 | 61-30 | 0 | 0.00 | 0 | 0 | .000 | 0 | 0.00 | 3 | 0.05 | 11 | 0.18 | 0 | 0 | 0 | 0.00 |
| 2019 | 4-3 | 0 | 0.00 | 0 | 0 | .000 | 0 | 0.00 | 2 | 0.50 | 0 | 0.00 | 0 | 0 | 0 | 0.00 |
| TOTAL | 103-60 | 0 | 0.00 | 1 | 2 | -.500 | 1 | 0.01 | 7 | 0.07 | 25 | 0.24 | 0 | 0 | 0 | 0.00 |

CAREER HIGHS

Assists: 1, vs. Iowa (9/23/17)

Aces: 2, 2x, last vs. Holy Cross (8/31/19)

Digs: 3, vs. Rhode Island (9/16/16)

2019 PENN STATE WOMEN'S VOLLEYBALL



KENDALL WHITE

5-7 • Senior • Defensive Specialist • Kinesiology
Zionsville, Ind. | Cathedral

KENDALL WHITE

2019

Preseason All-Big Ten
Penn State Classic All-Tournament Team

2018

First Team All-America
AVCA Northeast All-Region
Big Ten Defensive Player of the Year
First Team All-Big Ten - Unanimous Selection
Preseason All-Big Ten
Penn State Classic All-Tournament Team
2x Big Ten Defensive Player of the Week (Oct. 1, Nov. 26)

2017

AVCA All-America Second Team
AVCA Northeast All-Region
2017 All-Big Ten
3X Big Ten Defensive Player of the Week (Oct. 16, Oct. 30, Nov. 6)
Penn State Classic All-Tournament Team

2016

Big Ten All-Freshman Team
Penn State Classic All-Tournament Team

KENDALL WHITE'S 2019 SEASON STATS

| Date | Opponent | sp | attack | | | | set | | | serve | | | | recept | | | dig | blocking | | | | bhe | points | hit% | team score |
|--------------|---------------|----|--------|---|----|------|-----|----|-----|-------|----|----|-----|--------|----|-----|-----|----------|----|----|-------|-----|--------|------|------------|
| | | | k | e | ta | pct | a | ta | pct | sa | se | ta | pct | re | ta | pct | | bs | ba | be | total | | | | |
| Aug 30, 2019 | HOFSTRA | 3 | 0 | 0 | 0 | .000 | 3 | - | - | 1 | 1 | - | - | 0 | - | - | 8 | 0 | 0 | 0 | 0.0 | 0 | - | .417 | 3-0 |
| Aug 31, 2019 | HOLY CROSS | 3 | 0 | 0 | 0 | .000 | 2 | - | - | 1 | 0 | - | - | 0 | - | - | 10 | 0 | 0 | 0 | 0.0 | 0 | - | .538 | 3-0 |
| Aug 31, 2019 | WICHITA STATE | 3 | 0 | 0 | 0 | .000 | 2 | - | - | 0 | 0 | - | - | 0 | - | - | 10 | 0 | 0 | 0 | 0.0 | 0 | - | .474 | 3-0 |
| | | 9 | 0 | 0 | 0 | .000 | 7 | - | - | 2 | 1 | - | - | 0 | - | - | 28 | 0 | 0 | 0 | 0.0 | 0 | - | - | |

Sets played: 9
Assists per set: 0.78

Service aces per set: 0.22
Digs per set: 3.11

WHITE'S CAREER STATS

| SEASON | SP-MP | K | K/S | E | TA | PCT | A | A/S | SA | SA/S | DIG | D/S | BS | BA | TB | B/S |
|--------------|----------------|----------|-------------|----------|-----------|-------------|------------|-------------|-----------|-------------|-------------|-------------|----------|----------|----------|-------------|
| 2016 | 121-34 | 3 | 0.02 | 3 | 10 | .000 | 81 | 0.67 | 13 | 0.11 | 500 | 4.13 | 0 | 0 | 0 | 0.00 |
| 2017 | 123-35 | 1 | 0.01 | 3 | 11 | -.182 | 80 | 0.65 | 23 | 0.19 | 462 | 3.76 | 0 | 0 | 0 | 0.00 |
| 2018 | 118-34 | 3 | 0.03 | 0 | 17 | .176 | 91 | 0.77 | 19 | 0.16 | 558 | 4.73 | 0 | 0 | 0 | 0.00 |
| 2019 | 9-3 | 0 | 0.00 | 0 | 0 | .000 | 7 | 0.78 | 2 | 0.22 | 28 | 3.11 | 0 | 0 | 0 | 0.00 |
| TOTAL | 371-106 | 7 | 0.02 | 6 | 38 | .026 | 259 | 0.70 | 57 | 0.15 | 1548 | 4.17 | 0 | 0 | 0 | 0.00 |

CAREER HIGHS

Kills: 1, 6x last vs. Ohio State (10/6/18)
Attacks: 3, vs. Minnesota (11/23/18)
Assists: 7, at Michigan (10/22/16)
Aces: 4, vs. Yale (9/15/17)
Digs: 32, 2x, last at Illinois (11/10/18)

2019 PENN STATE WOMEN'S VOLLEYBALL



GABI BAILEY

6-1 • Freshman • Outside Hitter • Division of Undergraduate Studies
Harvard, Mass./Lawrence Academy



GABI BAILEY'S 2019 SEASON STATS

| Date | Opponent | sp | attack | | | | set | | | serve | | | | recept | | | dig | blocking | | | | bhe | points | team | |
|--------------|------------|----|--------|---|----|------|-----|----|-----|-------|----|----|-----|--------|----|-----|-----|----------|----|----|-------|-----|--------|------|-------|
| | | | k | e | ta | pct | a | ta | pct | sa | se | ta | pct | re | ta | pct | | bs | ba | be | total | | | hit% | score |
| Aug 31, 2019 | HOLY CROSS | 1 | 1 | 1 | 2 | .000 | 0 | - | - | 0 | 0 | - | - | 0 | - | - | 0 | 0 | 0 | 0 | 0.0 | 0 | - | .538 | 3-0 |
| | | 1 | 1 | 1 | 2 | .000 | 0 | - | - | 0 | 0 | - | - | 0 | - | - | 0 | 0 | 0 | 0 | 0.0 | 0 | - | | |

Sets played: 1
Kills per set: 1.00

BAILEY'S CAREER STATS

| SEASON | SP-MP | K | K/S | E | TA | PCT | A | A/S | SA | SA/S | DIG | D/S | BS | BA | TB | B/S |
|--------------|------------|----------|-------------|----------|----------|-------------|----------|------------|----------|------------|----------|------------|----------|----------|----------|------------|
| 2019 | 1-1 | 1 | 1.00 | 1 | 2 | .000 | 0 | 0.0 | 0 | 0.0 | 0 | 0.0 | 0 | 0 | 0 | 0.0 |
| TOTAL | 1-1 | 1 | 1.00 | 1 | 2 | .000 | 0 | 0.0 | 0 | 0.0 | 0 | 0.0 | 0 | 0 | 0 | 0.0 |

CAREER HIGHS

Kills: 1, vs. Holy Cross (8/31/19)
Attacks: 2, vs. Holy Cross (8/31/19)

2019 PENN STATE WOMEN'S VOLLEYBALL



SOPHIE WALLS

5-11 • Sophomore • Setter • Kinesiology
The Woodlands, Texas | The Woodlands | Miami



SOPHIE WALLS'S 2019 SEASON STATS

| Date | Opponent | sp | attack | | | | set | | | serve | | | | recept | | | dig | blocking | | | | bhe | points | hit% | team score |
|--------------|------------|----|--------|---|----|------|-----|----|-----|-------|----|----|-----|--------|----|-----|-----|----------|----|----|-------|-----|--------|------|------------|
| | | | k | e | ta | pct | a | ta | pct | sa | se | ta | pct | re | ta | pct | | bs | ba | be | total | | | | |
| Aug 31, 2019 | HOLY CROSS | 1 | 0 | 0 | 0 | .000 | 0 | - | - | 1 | 0 | - | - | 0 | - | - | 0 | 0 | 0 | 0 | 0.0 | 0 | - | .538 | 3-0 |

Sets played: 1

Service aces per set: 1.00

WALLS'S CAREER STATS

| SEASON | SP-MP | K | K/S | E | TA | PCT | A | A/S | SA | SA/S | DIG | D/S | BS | BA | TB | B/S |
|--------------|-------|---|-----|---|----|------|---|-----|----|------|-----|-----|----|----|----|-----|
| 2019 | 1-1 | 0 | 0.0 | 0 | 0 | .000 | 0 | 0.0 | 1 | 1.00 | 0 | 0.0 | 0 | 0 | 0 | 0.0 |
| TOTAL | 1-1 | 0 | 0.0 | 0 | 0 | .000 | 0 | 0.0 | 1 | 1.00 | 0 | 0.0 | 0 | 0 | 0 | 0.0 |

CAREER HIGHS

Aces: 1, vs. Holy Cross (8/31/19)



AMANDA PHEGLEY

6-4 • Sophomore • Middle Blocker • Division of Undergraduate Studies
Tampa, Fla./Berkeley Prep

AMANDA PHEGLEY'S 2019 SEASON STATS

PHEGLEY'S CAREER STATS

| SEASON | SP-MP | K | K/S | E | TA | PCT | A | A/S | SA | SA/S | DIG | D/S | BS | BA | TB | B/S |
|--------------|--------------|-----------|-------------|----------|-----------|-------------|----------|------------|----------|------------|----------|-------------|----------|----------|------------|-------------|
| 2018 | 14-10 | 10 | 0.71 | 2 | 18 | .444 | 0 | 0.0 | 0 | 0.0 | 2 | 0.14 | 0 | 5 | 5.0 | 0.36 |
| 2019 | -- | -- | -- | -- | -- | -- | -- | -- | -- | -- | -- | -- | -- | -- | -- | -- |
| TOTAL | 14-10 | 10 | 0.71 | 2 | 18 | .444 | 0 | 0.0 | 0 | 0.0 | 2 | 0.14 | 0 | 5 | 5.0 | 0.36 |

CAREER HIGHS

Kills: 6, vs. at Purdue (10/10/18)
Attacks: 9, at Purdue (10/10/18)
Hitting %: .667, at Purdue (10/10/18)
Total Blocks: 2, at Purdue (10/10/18)
Digs: 1, last at Purdue (10/10/18)

2019 PENN STATE WOMEN'S VOLLEYBALL



BROOKLYNN HILL

5-8 • Sophomore • Defensive Specialist • Health and Human Development
Rancho Cucamonga, Calif./Rancho Cucamonga



BROOKLYN HILL'S 2019 SEASON STATS

| Date | Opponent | sp | attack | | | | set | | | serve | | | | recept | | | dig | blocking | | | | bhe | points | team hit% | score |
|--------------|----------|----|--------|---|----|------|-----|----|-----|-------|----|----|-----|--------|----|-----|-----|----------|----|----|-------|-----|--------|-----------|-------|
| | | | k | e | ta | pct | a | ta | pct | sa | se | ta | pct | re | ta | pct | | bs | ba | be | total | | | | |
| Aug 30, 2019 | HOFSTRA | 1 | 0 | 0 | 0 | .000 | 0 | - | - | 0 | 0 | - | - | 0 | - | - | 0 | 0 | 0 | 0 | 0.0 | 0 | - | .417 | 3-0 |

Sets played: 1

HILL'S CAREER STATS

| SEASON | SP-MP | K | K/S | E | TA | PCT | A | A/S | SA | SA/S | DIG | D/S | BS | BA | TB | B/S |
|--------------|------------|----------|-------------|----------|----------|-------------|----------|-------------|----------|-------------|----------|-------------|----------|----------|----------|-------------|
| 2018 | 8-7 | 0 | 0.00 | 0 | 0 | .000 | 0 | 0.00 | 1 | 0.12 | 2 | 0.25 | 0 | 0 | 0 | 0.00 |
| 2019 | 1-1 | 0 | 0.00 | 0 | 0 | .000 | 0 | 0.00 | 0 | 0.00 | 0 | 0.00 | 0 | 0 | 0 | 0.00 |
| TOTAL | 9-8 | 0 | 0.00 | 0 | 0 | .000 | 0 | 0.00 | 1 | 0.11 | 2 | 0.22 | 0 | 0 | 0 | 0.00 |

CAREER HIGHS

Digs: 2, vs. Ohio State (10/6/18)
Aces: 1, at Northwestern (11/9/18)

2019 PENN STATE WOMEN'S VOLLEYBALL



JONNI PARKER

6-0 • Sophomore • Right Side/Setter • Education
Casstown, Ohio/Miami East

JONNI PARKER

2019

Preseason All-Big Ten
Penn State Classic All-Tournament Team

2018

Third Team All-America
AVCA Northeast All-Region
Big Ten Freshman of the Year
First Team All-Big Ten
Big Ten All-Freshman Team
American Volleyball Classic MVP
3x Big Ten Freshman of the Week (9/17, 10/15, 11/19)



JONNI PARKER'S 2019 SEASON STATS

| Date | Opponent | sp | attack | | | | set | | | serve | | | | recept | | | dig | blocking | | | | bhe | points | hit% | team score |
|--------------|---------------|----|--------|---|----|------|-----|----|-----|-------|----|----|-----|--------|----|-----|-----|----------|----|----|-------|-----|--------|------|------------|
| | | | k | e | ta | pct | a | ta | pct | sa | se | ta | pct | re | ta | pct | | bs | ba | be | total | | | | |
| Aug 30, 2019 | HOFSTRA | *3 | 14 | 0 | 21 | .667 | 0 | - | - | 2 | 1 | - | - | 0 | - | - | 7 | 0 | 1 | 0 | 1.0 | 0 | - | .417 | 3-0 |
| Aug 31, 2019 | HOLY CROSS | *3 | 1 | 0 | 6 | .167 | 0 | - | - | 0 | 2 | - | - | 0 | - | - | 12 | 0 | 0 | 0 | 0.0 | 0 | - | .538 | 3-0 |
| Aug 31, 2019 | WICHITA STATE | *3 | 8 | 1 | 18 | .389 | 0 | - | - | 0 | 1 | - | - | 0 | - | - | 3 | 0 | 2 | 0 | 2.0 | 0 | - | .474 | 3-0 |
| | | 9 | 23 | 1 | 45 | .489 | 0 | - | - | 2 | 4 | - | - | 0 | - | - | 22 | 0 | 3 | 0 | 3.0 | 0 | - | | |

Sets played: 9
Kills per set: 2.56

Service aces per set: 0.22
Digs per set: 2.44
Blocks per set: 0.33

PARKER'S CAREER STATS

| SEASON | SP-MP | K | K/S | E | TA | PCT | A | A/S | SA | SA/S | DIG | D/S | BS | BA | TB | B/S |
|--------------|---------------|------------|-------------|------------|------------|-------------|-----------|-------------|-----------|-------------|------------|-------------|----------|-----------|-----------|-------------|
| 2018 | 117-34 | 351 | 3.00 | 121 | 884 | .260 | 18 | 0.15 | 24 | 0.21 | 203 | 1.74 | 3 | 87 | 90 | 0.77 |
| 2019 | 9-3 | 23 | 2.56 | 1 | 45 | .489 | 0 | 0.00 | 2 | 0.22 | 22 | 2.44 | 0 | 3 | 3 | 0.33 |
| TOTAL | 126-37 | 374 | 2.97 | 122 | 829 | .304 | 18 | 0.14 | 26 | 0.21 | 225 | 1.00 | 3 | 90 | 93 | 0.74 |

CAREER HIGHS

Kills: 29, vs. Minnesota (11/23/18)
Attacks: 68, vs. Minnesota (11/23/18)
Hitting Percentage: .667, (14-0-21) vs. Hofstra (8/30/19)
Assists: 3, 2x last, vs. Buffalo (9/15/18)
Aces: 4, at Howard (9/14/18)
Digs: 14, at Nebraska (11/2/18)
Total Blocks: 5, 2x last vs. Howard (11/30/18)

2019 PENN STATE WOMEN'S VOLLEYBALL



TORI GORRELL

6-2 • Redshirt Senior • Middle Blocker • Recreation, Park and Tourism Management
Oakville, Ontario | Abbey Park

TORI GORRELL

2017

Big Ten Defensive Player of the Week (Nov. 27)

2016

Big Ten All-Freshman Team

TORI GORRELL'S 2019 SEASON STATS

| Date | Opponent | sp | attack | | | | set | | | serve | | | | recept | | | dig | blocking | | | | bhe | points | hit% | team score | | |
|--------------|---------------|----|--------|----|----|------|-----|----|-----|-------|----|----|-----|--------|----|-----|-----|----------|----|----|-------|-----|--------|------|------------|------|-----|
| | | | k | e | ta | pct | a | ta | pct | sa | se | ta | pct | re | ta | pct | | bs | ba | be | total | | | | | | |
| Aug 30, 2019 | HOFSTRA | *3 | 6 | 3 | 11 | .273 | 0 | - | - | 0 | 0 | - | 0 | 0 | - | 0 | - | - | 2 | 0 | 3 | 1 | 3.0 | 0 | - | .417 | 3-0 |
| Aug 31, 2019 | HOLY CROSS | *2 | 3 | 0 | 6 | .500 | 0 | - | - | 0 | 0 | - | 0 | 0 | - | 0 | - | - | 0 | 0 | 0 | 0 | 0.0 | 0 | - | .538 | 3-0 |
| Aug 31, 2019 | WICHITA STATE | *3 | 5 | 0 | 9 | .556 | 0 | - | - | 0 | 0 | - | 0 | 0 | - | 0 | - | - | 1 | 0 | 0 | 0 | 0.0 | 0 | - | .474 | 3-0 |
| | | | 8 | 14 | 3 | .423 | 0 | - | - | 0 | 0 | - | 0 | 0 | - | 0 | - | - | 3 | 0 | 3 | 1 | 3.0 | 0 | - | | |

Sets played: 8
Kills per set: 1.75

Digs per set: 0.38
Blocks per set: 0.38

GORRELL'S CAREER STATS

| SEASON | SP-MP | K | K/S | E | TA | PCT | A | A/S | SA | SA/S | DIG | D/S | BS | BA | TB | B/S |
|--------------|-----------------|------------|-------------|------------|------------|-------------|-----------|-------------|----------|-------------|-----------|-------------|-----------|------------|------------|-------------|
| 2015 | REDSHIRT SEASON | | | | | | | | | | | | | | | |
| 2016 | 121-34 | 201 | 1.66 | 65 | 378 | .360 | 11 | 0.09 | 0 | 0.00 | 19 | 0.16 | 22 | 99 | 121 | 1.00 |
| 2017 | 123-34 | 141 | 1.28 | 31 | 243 | .453 | 5 | 0.05 | 0 | 0.00 | 15 | 0.14 | 10 | 102 | 112 | 1.02 |
| 2018 | 44-18 | 74 | 1.68 | 24 | 138 | .362 | 3 | 0.07 | 8 | 0.18 | 10 | 0.23 | 6 | 36 | 42 | 0.95 |
| 2019 | 8-3 | 14 | 1.75 | 3 | 26 | .423 | 0 | 0.00 | 0 | 0.00 | 3 | 0.38 | 0 | 3 | 3 | 3.8 |
| TOTAL | 275-86 | 416 | 1.51 | 120 | 759 | .390 | 19 | 0.07 | 8 | 0.03 | 44 | 0.16 | 38 | 237 | 275 | 1.00 |

CAREER HIGHS

Kills: 14, vs. Colorado (9/3/16)
Attacks: 30, vs. Colorado (9/3/16)
Hitting Percentage: 1.000 (7-0-7), vs. Northwestern (9/30/17)
Assists: 2, 2x last vs. Rhode Island (9/16/16)
Aces: 2, 3x last vs. Stanford (12/8/18)
Digs: 3, at Michigan State (11/1/17)
Blocks: 9, at Minnesota (11/25/17)

2019 PENN STATE WOMEN'S VOLLEYBALL



KEETON HOLCOMB

5-7 • Senior • Defensive Specialist • Recreation, Park and Tourism Management
Bellville, Texas | Bellville



KEETON HOLCOMB'S 2019 SEASON STATS

| Date | Opponent | sp | attack | | | | set | | | serve | | | | recept | | | dig | blocking | | | | bhe | points | team hit% score | |
|--------------|---------------|----|--------|---|----|------|-----|----|-----|-------|----|----|-----|--------|----|-----|-----|----------|----|----|-------|-----|--------|-----------------|-----|
| | | | k | e | ta | pct | a | ta | pct | sa | se | ta | pct | re | ta | pct | | bs | ba | be | total | | | | |
| Aug 30, 2019 | HOFSTRA | 3 | 0 | 0 | 0 | .000 | 1 | - | - | 0 | 1 | - | - | 1 | - | - | 3 | 0 | 0 | 0 | 0.0 | 0 | - | .417 | 3-0 |
| Aug 31, 2019 | HOLY CROSS | 3 | 0 | 0 | 0 | .000 | 0 | - | - | 1 | 0 | - | - | 0 | - | - | 7 | 0 | 0 | 0 | 0.0 | 0 | - | .538 | 3-0 |
| Aug 31, 2019 | WICHITA STATE | 3 | 0 | 0 | 0 | .000 | 0 | - | - | 2 | 0 | - | - | 0 | - | - | 7 | 0 | 0 | 0 | 0.0 | 0 | - | .474 | 3-0 |
| | | 9 | 0 | 0 | 0 | .000 | 1 | - | - | 3 | 1 | - | - | 1 | - | - | 17 | 0 | 0 | 0 | 0.0 | 0 | - | | |

Sets played: 9
Assists per set: 0.11

Service aces per set: 0.33
Digs per set: 1.89

HOLCOMB'S CAREER STATS

| SEASON | SP-MP | K | K/S | E | TA | PCT | A | A/S | SA | SA/S | DIG | D/S | BS | BA | TB | B/S |
|--------------|-----------------|----------|------------|----------|----------|-------------|-----------|-------------|-----------|-------------|------------|-------------|----------|----------|----------|------------|
| 2015 | 40-13 | 0 | 0.0 | 0 | 1 | .000 | 20 | 0.50 | 3 | 0.08 | 140 | 3.50 | 0 | 0 | 0 | 0.0 |
| 2016 | 113-34 | 0 | 0.0 | 0 | 1 | .000 | 35 | 0.31 | 6 | 0.05 | 186 | 1.65 | 0 | 0 | 0 | 0.0 |
| 2017 | 49-23 | 0 | 0.0 | 0 | 0 | .000 | 2 | 0.04 | 4 | 0.08 | 23 | 0.47 | 0 | 0 | 0 | 0.0 |
| 2018 | DID NOT COMPETE | | | | | | | | | | | | | | | |
| 2019 | 9-3 | 0 | 0.0 | 0 | 0 | .000 | 1 | 0.11 | 3 | 0.33 | 17 | 1.89 | 0 | 0 | 0 | 0.0 |
| TOTAL | 211-73 | 0 | 0.0 | 0 | 2 | .000 | 58 | 0.27 | 16 | 0.08 | 366 | 1.73 | 0 | 0 | 0 | 0.0 |

CAREER HIGHS


Attacks: 1, 2x last vs. Michigan (11/18/15)
Assists: 6, 2x last at Mich. State (10/24/15)
Aces: 2, at Indiana (10/21/17)
Digs: 23, vs. Nebraska (10/2/15)

2019 PENN STATE WOMEN'S VOLLEYBALL



GABBY BLOSSOM

5-9 • Sophomore • Setter • Liberal Arts
Saint Louis, Mo./St. Joseph's Academy



GABBY BLOSSOM'S 2019 SEASON STATS

| Date | Opponent | sp | attack | | | | set | | | serve | | | | recept | | | dig | blocking | | | | bhe | points | hit% | team score |
|--------------|---------------|----|--------|---|----|-------|-----|----|-----|-------|----|----|-----|--------|----|-----|-----|----------|----|----|-------|-----|--------|------|------------|
| | | | k | e | ta | pct | a | ta | pct | sa | se | ta | pct | re | ta | pct | | bs | ba | be | total | | | | |
| Aug 30, 2019 | HOFSTRA | *3 | 0 | 0 | 1 | .000 | 29 | - | - | 1 | 0 | - | - | 0 | - | - | 7 | 0 | 0 | 0 | 0.0 | 1 | - | .417 | 3-0 |
| Aug 31, 2019 | HOLY CROSS | *3 | 1 | 1 | 2 | .000 | 38 | - | - | 1 | 1 | - | - | 0 | - | - | 2 | 0 | 1 | 1 | 1.0 | 0 | - | .538 | 3-0 |
| Aug 31, 2019 | WICHITA STATE | *3 | 1 | 2 | 3 | -.333 | 36 | - | - | 3 | 2 | - | - | 0 | - | - | 1 | 0 | 2 | 0 | 2.0 | 0 | - | .474 | 3-0 |
| | | 9 | 2 | 3 | 6 | -.167 | 103 | - | - | 5 | 3 | - | - | 0 | - | - | 10 | 0 | 3 | 1 | 3.0 | 1 | - | | |

Sets played: 9
Kills per set: 0.22
Assists per set: 11.44

Service aces per set: 0.56
Digs per set: 1.11
Blocks per set: 0.33

BLOSSOM'S CAREER STATS

| SEASON | SP-MP | K | K/S | E | TA | PCT | A | A/S | SA | SA/S | DIG | D/S | BS | BA | TB | B/S |
|--------------|---------------|----------|-------------|----------|-----------|-------------|------------|-------------|-----------|-------------|------------|-------------|----------|----------|----------|-------------|
| 2018 | 95-34 | 2 | 0.02 | 0 | 4 | .500 | 86 | 0.91 | 11 | 0.12 | 99 | 1.04 | 0 | 2 | 2 | 0.02 |
| 2019 | 9-3 | 2 | 0.22 | 3 | 6 | -.167 | 103 | 11.44 | 5 | 0.56 | 10 | 1.11 | 0 | 3 | 3 | 0.33 |
| TOTAL | 104-37 | 4 | 0.04 | 3 | 10 | .100 | 189 | 1.82 | 16 | 0.15 | 109 | 1.05 | 0 | 5 | 5 | 0.05 |

CAREER HIGHS

Kills: 2, vs. Indiana (10/26/18)
Attacks: 4, vs. Indiana (10/26/18)
Assists: 41, vs. Indiana (10/26/18)
Digs: 12, vs. Indiana (10/26/18)
Aces: 3, vs. Wichita State (8/31/19)
Blocks: 2, vs. Indiana (10/26/18)

2019 PENN STATE WOMEN'S VOLLEYBALL



KRISTIN KRAUSE

5-7 • Redshirt Junior • Defensive Specialist • Elementary Education
Allentown, Pa. | Parkland



KRISTIN KRAUSE'S 2019 SEASON STATS

| Date | Opponent | sp | attack | | | | set | | | serve | | | | recept | | | blocking | | | | bhe | points | team hit% | score | |
|--------------|------------|----|--------|---|----|------|-----|----|-----|-------|----|----|-----|--------|----|-----|----------|----|----|-----|-----|--------|-----------|-------|-------|
| | | | k | e | ta | pct | a | ta | pct | sa | se | ta | pct | re | ta | pct | dig | bs | ba | be | | | | | total |
| Aug 31, 2019 | HOLY CROSS | 1 | 0 | 0 | 0 | .000 | 0 | - | - | 0 | 0 | - | - | 0 | - | - | 0 | 0 | 0 | 0 | 0.0 | 1 | - | .538 | 3-0 |
| | | 1 | 0 | 0 | 0 | .000 | 0 | - | - | 0 | 0 | - | - | 0 | - | - | 0 | 0 | 0 | 0.0 | 1 | - | | | |

Sets played: 1

KRAUSE'S CAREER STATS

| SEASON | SP-MP | K | K/S | E | TA | PCT | A | A/S | SA | SA/S | DIG | D/S | BS | BA | TB | B/S |
|--------------|-----------------|----------|-------------|----------|----------|-------------|----------|-------------|----------|-------------|----------|-------------|----------|----------|----------|-------------|
| 2016 | REDSHIRT SEASON | | | | | | | | | | | | | | | |
| 2017 | 8-8 | 0 | 0.00 | 0 | 0 | .000 | 0 | 0.00 | 2 | 0.06 | 1 | 0.12 | 0 | 0 | 0 | 0.00 |
| 2018 | 13-13 | 0 | 0.00 | 0 | 0 | .000 | 0 | 0.00 | 0 | 0.00 | 3 | 0.23 | 0 | 0 | 0 | 0.00 |
| 2019 | 1-1 | 0 | 0.00 | 0 | 0 | .000 | 0 | 0.00 | 0 | 0.00 | 0 | 0.00 | 0 | 0 | 0 | 0.00 |
| TOTAL | 22-22 | 0 | 0.00 | 0 | 0 | .000 | 0 | 0.00 | 2 | 0.09 | 4 | 0.18 | 0 | 0 | 0 | 0.00 |

CAREER HIGHS

Digs: 1, 4x last at American (9/15/18)

2019 PENN STATE WOMEN'S VOLLEYBALL



JENNA HAMPTON

5-7 • Sophomore • Defensive Specialist • Communication Arts and Sciences
Tampa, Fla./Berkeley Prep



JENNA HAMPTON'S 2019 SEASON STATS

| Date | Opponent | sp | attack | | | | set | | | serve | | | | recept | | | dig | blocking | | | | bhe | points | hit% | team score |
|--------------|---------------|----|--------|---|----|------|-----|----|-----|-------|----|----|-----|--------|----|-----|-----|----------|----|----|-------|-----|--------|------|------------|
| | | | k | e | ta | pct | a | ta | pct | sa | se | ta | pct | re | ta | pct | | bs | ba | be | total | | | | |
| Aug 30, 2019 | HOFSTRA | 3 | 0 | 0 | 0 | .000 | 0 | - | - | 0 | 0 | - | - | 0 | - | - | 1 | 0 | 0 | 0 | 0.0 | 0 | - | .417 | 3-0 |
| Aug 31, 2019 | WICHITA STATE | 3 | 0 | 0 | 0 | .000 | 0 | - | - | 0 | 0 | - | - | 0 | - | - | 6 | 0 | 0 | 0 | 0.0 | 0 | - | .474 | 3-0 |
| Totals | | 6 | 0 | 0 | 0 | .000 | 0 | - | - | 0 | 0 | - | - | 0 | - | - | 7 | 0 | 0 | 0 | 0.0 | 0 | - | | |

Sets played: 6

Digs per set: 1.17

HAMPTON'S CAREER STATS

| SEASON | SP-MP | K | K/S | E | TA | PCT | A | A/S | SA | SA/S | DIG | D/S | BS | BA | TB | B/S |
|--------------|---------------|----------|-------------|----------|----------|-------------|-----------|-------------|-----------|-------------|------------|-------------|----------|----------|----------|-------------|
| 2018 | 117-34 | 2 | 0.02 | 2 | 7 | .000 | 33 | 0.28 | 27 | 0.23 | 189 | 1.62 | 0 | 0 | 0 | 0.00 |
| 2019 | 6-2 | 0 | 0.00 | 0 | 0 | .000 | 0 | 0.0 | 0 | 0.00 | 7 | 1.17 | 0 | 0 | 0 | 0.00 |
| TOTAL | 123-36 | 2 | 0.02 | 2 | 7 | .000 | 33 | 0.27 | 27 | 0.22 | 196 | 1.59 | 0 | 0 | 0 | 0.00 |

CAREER HIGHS

Kills: 1, vs. Ohio State (10/6/18)
Assists: 5, vs. Minnesota (11/23/18)
Attacks: 1, at Ohio State (9/23/18)
Aces: 4, vs. Ohio State (10/6/18)
Digs: 13, at Minnesota (9/19/18)

2019 PENN STATE WOMEN'S VOLLEYBALL



SERENA GRAY

6-2 • Sophomore • Middle Blocker • Liberal Arts
Temple City, Calif./Temple City

SERENA GRAY 2019

Penn State Classic MVP

2018

Honorable Mention All-America
Penn State Invitational All-Tournament Team
American Volleyball Classic All-Tournament Team
Big Ten Freshman of the Week (10/1)

SERENA GRAY'S 2019 SEASON STATS

| Date | Opponent | sp | attack | | | | set | | | serve | | | | recept | | | dig | blocking | | | | bhe | points | hit% | team score |
|--------------|---------------|----|--------|---|----|------|-----|----|-----|-------|----|----|-----|--------|----|-----|-----|----------|----|----|-------|-----|--------|------|------------|
| | | | k | e | ta | pct | a | ta | pct | sa | se | ta | pct | re | ta | pct | | bs | ba | be | total | | | | |
| Aug 30, 2019 | HOFSTRA | *3 | 3 | 0 | 6 | .500 | 0 | - | - | 1 | 2 | - | - | 0 | - | - | 1 | 0 | 1 | 1 | 1.0 | 0 | - | .417 | 3-0 |
| Aug 31, 2019 | HOLY CROSS | *3 | 13 | 0 | 17 | .765 | 0 | - | - | 0 | 1 | - | - | 0 | - | - | 2 | 0 | 2 | 0 | 2.0 | 0 | - | .538 | 3-0 |
| Aug 31, 2019 | WICHITA STATE | *3 | 18 | 1 | 24 | .708 | 1 | - | - | 1 | 2 | - | - | 0 | - | - | 1 | 0 | 1 | 1 | 1.0 | 0 | - | .474 | 3-0 |
| | | 9 | 34 | 1 | 47 | .702 | 1 | - | - | 2 | 5 | - | - | 0 | - | - | 4 | 0 | 4 | 2 | 4.0 | 0 | - | | |

Sets played: 9
Kills per set: 3.78
Assists per set: 0.11

Service aces per set: 0.22
Digs per set: 0.44
Blocks per set: 0.44

GRAY'S CAREER STATS

| SEASON | SP-MP | K | K/S | E | TA | PCT | A | A/S | SA | SA/S | DIG | D/S | BS | BA | TB | B/S |
|--------------|---------------|------------|-------------|-----------|------------|-------------|----------|-------------|-----------|-------------|-----------|-------------|----------|------------|------------|-------------|
| 2018 | 96-31 | 177 | 1.84 | 62 | 354 | .325 | 4 | 0.04 | 13 | 0.14 | 40 | 0.42 | 9 | 110 | 119 | 1.24 |
| 2019 | 9-3 | 34 | 3.78 | 1 | 47 | .702 | 1 | 0.11 | 2 | 0.22 | 4 | 0.44 | 0 | 4 | 4 | 0.44 |
| TOTAL | 105-34 | 211 | 2.01 | 63 | 354 | .418 | 5 | 0.05 | 15 | 0.14 | 44 | 0.42 | 9 | 114 | 123 | 1.17 |

CAREER HIGHS

Kills: 18, vs. Wichita State (8/31/19)
Attacks: 24, vs. Wichita State (8/31/19)
Hitting Percentage: .889, vs. Northwestern (8-0-9), 11/17/18
Aces: 3, vs. Oregon (9/8/18)
Assists: 1, 2x, last vs. Wich. State (8/31/19)
Digs: 3, 2x; last vs. Nebraska (10/12/18)
Total Blocks: 7, vs. Texas A&M (9/1/18)

2019 PENN STATE WOMEN'S VOLLEYBALL



MOLLY RUSSELL

5-10 • Freshman • Defensive Specialist • Science
Naperville, Ill./Naperville North



MOLLY RUSSELL'S 2019 SEASON STATS

| Date | Opponent | sp | attack | | | | set | | | serve | | | | recept | | | dig | blocking | | | | bhe | points | team hit% | score |
|--------------|------------|----|--------|---|----|------|-----|----|-----|-------|----|----|-----|--------|----|-----|-----|----------|----|----|-------|-----|--------|-----------|-------|
| | | | k | e | ta | pct | a | ta | pct | sa | se | ta | pct | re | ta | pct | | bs | ba | be | total | | | | |
| Aug 31, 2019 | HOLY CROSS | 1 | 0 | 0 | 0 | .000 | 0 | - | - | 0 | 0 | - | - | 0 | - | - | 1 | 0 | 0 | 0 | 0.0 | 0 | - | .538 | 3-0 |

Sets played: 1

Digs per set: 1.00

RUSSELL'S CAREER STATS

| SEASON | SP-MP | K | K/S | E | TA | PCT | A | A/S | SA | SA/S | DIG | D/S | BS | BA | TB | B/S |
|--------------|------------|----------|------------|----------|----------|-------------|----------|------------|----------|------------|----------|-------------|----------|----------|----------|------------|
| 2019 | 1-1 | 0 | 0.0 | 0 | 0 | .000 | 0 | 0.0 | 0 | 0.0 | 1 | 1.00 | 0 | 0 | 0 | 0.0 |
| TOTAL | 1-1 | 0 | 0.0 | 0 | 0 | .000 | 0 | 0.0 | 0 | 0.0 | 1 | 1.00 | 0 | 0 | 0 | 0.0 |

CAREER HIGHS

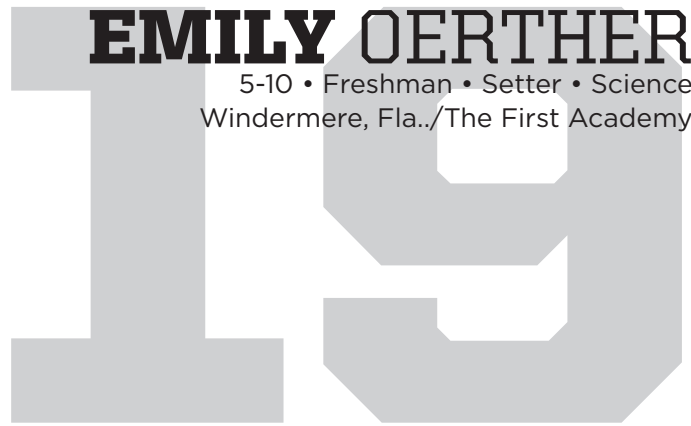
Digs: 1, vs. Holy Cross (8/31/19)

2019 PENN STATE WOMEN'S VOLLEYBALL



EMILY OERTHER

5-10 • Freshman • Setter • Science
 Windermere, Fla./The First Academy



EMILY OERTHER'S 2019 SEASON STATS

| Date | Opponent | sp | attack | | | | set | | | serve | | | | recept | | | blocking | | | | team | | | | |
|--------------|------------|----|--------|---|----|--------|-----|----|-----|-------|----|----|-----|--------|----|-----|----------|----|----|-----|-------|-----|--------|------|-------|
| | | | k | e | ta | pct | a | ta | pct | sa | se | ta | pct | re | ta | pct | dig | bs | ba | be | total | bhe | points | hit% | score |
| Aug 31, 2019 | HOLY CROSS | 1 | 0 | 1 | 1 | -1.000 | 3 | - | - | 0 | 0 | - | 0 | 0 | - | 0 | 0 | 0 | 2 | 0 | 2.0 | 0 | - | .538 | 3-0 |
| | | 1 | 0 | 1 | 1 | -1.000 | 3 | - | - | 0 | 0 | - | 0 | 0 | - | 0 | 0 | 2 | 0 | 2.0 | 0 | - | | | |

Sets played: 1
 Kills per set: 0.00
 Assists per set: 3.00

Blocks per set: 2.00

OERTHER'S CAREER STATS

| SEASON | SP-MP | K | K/S | E | TA | PCT | A | A/S | SA | SA/S | DIG | D/S | BS | BA | TB | B/S |
|--------------|------------|----------|------------|----------|----------|---------------|----------|-------------|----------|-------------|----------|-------------|----------|----------|------------|-------------|
| 2019 | 1-1 | 0 | 0.0 | 1 | 1 | -1.000 | 3 | 3.00 | 0 | 0.00 | 0 | 0.00 | 0 | 2 | 2.0 | 2.00 |
| TOTAL | 1-1 | 0 | 0.0 | 1 | 1 | -1.000 | 3 | 3.00 | 0 | 0.00 | 0 | 0.00 | 0 | 2 | 2.0 | 2.00 |

CAREER HIGHS

Attacks: 1, vs. Holy Cross (8/31/19)
Assists: 3, vs. Holy Cross (8/31/19)
Blocks: 2, vs. Holy Cross (8/31/19)

2019 PENN STATE WOMEN'S VOLLEYBALL



MACALL PEED

5-7 • Freshman • Defensive Specialist • Liberal Arts
San Diego, Calif./Torrey Pines



MACALL PEED'S 2019 SEASON STATS

| Date | Opponent | sp | attack | | | | set | | | serve | | | | recept | | | dig | blocking | | | | bhe | points | hit% | team score |
|--------------|---------------|----|--------|---|----|------|-----|----|-----|-------|----|----|-----|--------|----|-----|-----|----------|----|----|-------|-----|--------|------|------------|
| | | | k | e | ta | pct | a | ta | pct | sa | se | ta | pct | re | ta | pct | | bs | ba | be | total | | | | |
| Aug 30, 2019 | HOFSTRA | 2 | 0 | 0 | 0 | .000 | 0 | - | - | 0 | 1 | - | - | 0 | - | - | 0 | 0 | 0 | 0 | 0.0 | 0 | - | .417 | 3-0 |
| Aug 31, 2019 | HOLY CROSS | 1 | 0 | 0 | 0 | .000 | 0 | - | - | 0 | 0 | - | - | 0 | - | - | 1 | 0 | 0 | 0 | 0.0 | 0 | - | .538 | 3-0 |
| Aug 31, 2019 | WICHITA STATE | 2 | 0 | 0 | 0 | .000 | 0 | - | - | 0 | 0 | - | - | 0 | - | - | 0 | 0 | 0 | 0 | 0.0 | 0 | - | .474 | 3-0 |
| | | 5 | 0 | 0 | 0 | .000 | 0 | - | - | 0 | 1 | - | - | 0 | - | - | 1 | 0 | 0 | 0 | 0.0 | 0 | - | | |

Sets played: 5

Digs per set: 0.20

PEED'S CAREER STATS

| SEASON | SP-MP | K | K/S | E | TA | PCT | A | A/S | SA | SA/S | DIG | D/S | BS | BA | TB | B/S |
|--------------|------------|----------|-------------|----------|----------|-------------|----------|-------------|----------|-------------|----------|-------------|----------|----------|----------|-------------|
| 2019 | 5-3 | 0 | 0.00 | 0 | 0 | .000 | 0 | 0.00 | 0 | 0.00 | 1 | 0.20 | 0 | 0 | 0 | 0.00 |
| TOTAL | 5-3 | 0 | 0.00 | 0 | 0 | .000 | 0 | 0.00 | 0 | 0.00 | 1 | 0.20 | 0 | 0 | 0 | 0.00 |

CAREER HIGHS


Digs: 1, vs. Holy Cross (8/31/19)

2019 PENN STATE WOMEN'S VOLLEYBALL



ALLYSON CATHEY

6-1 • Sophomore • Outside Hitter • Division of Undergraduate Studies
New Albany, Ind./New Albany



ALLYSON CATHEY'S 2019 SEASON STATS

| Date | Opponent | sp | attack | | | | set | | | serve | | | | recept | | | dig | blocking | | | | bhe | points | hit% | team score |
|--------------|---------------|----|--------|---|----|------|-----|----|-----|-------|----|----|-----|--------|----|-----|-----|----------|----|----|-------|-----|--------|------|------------|
| | | | k | e | ta | pct | a | ta | pct | sa | se | ta | pct | re | ta | pct | | bs | ba | be | total | | | | |
| Aug 30, 2019 | HOFSTRA | *3 | 9 | 5 | 18 | .222 | 0 | - | - | 1 | 0 | - | - | 0 | - | - | 2 | 0 | 0 | 0 | 0.0 | 0 | - | .417 | 3-0 |
| Aug 31, 2019 | HOLY CROSS | *3 | 10 | 1 | 16 | .562 | 0 | - | - | 0 | 0 | - | - | 0 | - | - | 4 | 0 | 1 | 0 | 1.0 | 0 | - | .538 | 3-0 |
| Aug 31, 2019 | WICHITA STATE | *3 | 5 | 3 | 10 | .200 | 0 | - | - | 0 | 0 | - | - | 0 | - | - | 4 | 0 | 0 | 0 | 0.0 | 0 | - | .474 | 3-0 |
| | | 9 | 24 | 9 | 44 | .341 | 0 | - | - | 1 | 0 | - | - | 0 | - | - | 10 | 0 | 1 | 0 | 1.0 | 0 | - | | |

Sets played: 9
Kills per set: 2.67

Service aces per set: 0.11
Digs per set: 1.11
Blocks per set: 0.11

CATHEY'S CAREER STATS

| SEASON | SP-MP | K | K/S | E | TA | PCT | A | A/S | SA | SA/S | DIG | D/S | BS | BA | TB | B/S |
|--------------|--------------|------------|-------------|-----------|------------|-------------|----------|-------------|----------|-------------|-----------|-------------|----------|-----------|-----------|-------------|
| 2018 | 54-26 | 106 | 1.96 | 46 | 288 | .208 | 2 | 0.04 | 1 | 0.02 | 23 | 0.43 | 1 | 19 | 20 | 0.37 |
| 2019 | 9-3 | 24 | 2.67 | 9 | 44 | .341 | 0 | 0.00 | 1 | 0.11 | 10 | 1.11 | 0 | 1 | 1 | 0.11 |
| TOTAL | 63-29 | 130 | 2.06 | 54 | 332 | .229 | 2 | 0.03 | 2 | 0.03 | 33 | 0.52 | 1 | 20 | 21 | 0.33 |

CAREER HIGHS

Kills: 15 at Ohio State (9/23/18)
Attacks: 42 vs. Wisconsin (11/24/18)
Hitting Percentage: .750 (3-4)
 vs. Temple (8/31/18)
Digs: 4, 2x last Wichita State (8/31/19)
Total Blocks: 3, 4x last at Ohio State (9/23/18)

2019 PENN STATE WOMEN'S VOLLEYBALL



KAITLYN HORD

6-4 • Sophomore • Middle Blocker • Health and Human Development
Lexington, Ky./Henry Clay

KAITLYN HORD

2019

Preseason All-Big Ten

2018

Second Team All-Big Ten
Big Ten All-Freshman Team

Penn State Invitational All-Tournament Team
Big Ten Freshman of the Week (9/10)

KAITLYN HORD'S 2019 SEASON STATS

| Date | Opponent | sp | attack | | | | set | | | serve | | | | recept | | | dig | blocking | | | | bhe | points | hit% | team score |
|--------------|---------------|----|--------|---|----|------|-----|----|-----|-------|----|----|-----|--------|----|-----|-----|----------|----|----|-------|-----|--------|------|------------|
| | | | k | e | ta | pct | a | ta | pct | sa | se | ta | pct | re | ta | pct | | bs | ba | be | total | | | | |
| Aug 30, 2019 | HOFSTRA | *3 | 6 | 0 | 15 | .400 | 0 | - | - | 0 | 0 | - | - | 0 | - | - | 1 | 2 | 3 | 0 | 5.0 | 0 | - | .417 | 3-0 |
| Aug 31, 2019 | HOLY CROSS | *3 | 17 | 1 | 22 | .727 | 0 | - | - | 0 | 0 | - | - | 0 | - | - | 2 | 0 | 4 | 0 | 4.0 | 0 | - | .538 | 3-0 |
| Aug 31, 2019 | WICHITA STATE | *3 | 6 | 0 | 9 | .667 | 0 | - | - | 0 | 0 | - | - | 0 | - | - | 0 | 0 | 3 | 0 | 3.0 | 0 | - | .474 | 3-0 |
| | | 9 | 29 | 1 | 46 | .609 | 0 | - | - | 0 | 0 | - | - | 0 | - | - | 3 | 2 | 10 | 0 | 12.0 | 0 | - | | |

Sets played: 9
Kills per set: 3.22

Digs per set: 0.33
Blocks per set: 1.33

HORD'S CAREER STATS

| SEASON | SP-MP | K | K/S | E | TA | PCT | A | A/S | SA | SA/S | DIG | D/S | BS | BA | TB | B/S |
|--------------|---------------|------------|-------------|-----------|------------|-------------|----------|-------------|----------|-------------|-----------|-------------|----------|------------|------------|-------------|
| 2018 | 104-32 | 220 | 2.12 | 45 | 457 | .383 | 2 | 0.02 | 0 | 0.00 | 16 | 0.15 | 7 | 122 | 129 | 1.24 |
| 2019 | 9-3 | 29 | 3.22 | 1 | 46 | .609 | 0 | 0.00 | 0 | 0.00 | 3 | 0.33 | 2 | 10 | 12 | 1.33 |
| TOTAL | 113-35 | 249 | 2.20 | 46 | 503 | .404 | 2 | 0.18 | 0 | 0.00 | 19 | 0.17 | 9 | 132 | 141 | 1.25 |

CAREER HIGHS

Kills: 17, vs. Hol Cross (8/31/19)
Attacks: 33, at Nebraska (11/2/18)
Hitting Percentage: .818, (9-0-11)
 at Michigan State (9/28/18)
Total Blocks: 8, 2x; last at Iowa (11/3/18)
Digs: 4, at Illinois (11/10/18)