

# NCAA Gymnastics Score Sheet

Teams: Home Univ. of Florida

Visitor Univ. of Kentucky

Date Apr 5, 2014

Place Penn State Univeristy

Attendance

1827

	Name		Univ. of Florida					AVE	Name		Univ. of Kentucky					AVE		
			1	2	3	4	nd				1	2	3	4	nd			
V A U L T	1	Bridgette Caquatto	102	9.90	9.90	9.85	9.85		9.875	1	Audrey Harrison	204	9.75	9.80	9.80	9.85		9.800
	2	Mackenzie Caquatto	103	9.95	9.95	9.90	9.90		9.925	2	Shelby Hilton	207	9.45	9.50	9.35	9.25		9.400
	3	Rachel Spicer	112	9.85	9.90	9.85	9.85		9.850	3	Shannon Mitchell	208	9.85	9.75	9.75	9.85		9.800
	4	Alaina Johnson	108	9.90	9.90	9.90	9.90		9.900	4	Kayla Hartley	205	9.85	9.80	9.80	9.80		9.800
	5	Bridget Sloan	111	9.95	9.95	9.95	9.95		9.950	5	Kenzie Hedges	206	9.80	9.85	9.75	9.75		9.775
	6	Kytra Hunter	107	9.90	9.90	9.85	9.90		9.900	6	Holly Cunningham	203	9.90	9.85	9.90	9.85		9.875

Vault Score: **49.550**

Running Score: **49.550**

Vault Score: **49.050**

Running Score: **49.050**

	Name		Univ. of Florida					AVE	Name		Univ. of Kentucky					AVE		
			1	2	3	4	nd				1	2	3	4	nd			
B A R S	1	Bianca Dancose-Giam	105	9.85	9.90	9.85	9.85		9.850	1	Amy Roemmele	211	9.70	9.70	9.60	9.65		9.675
	2	Bridgette Caquatto	102	9.80	9.90	9.95	9.90		9.900	2	Shelby Hilton	207	9.70	9.85	9.75	9.80		9.775
	3	Kytra Hunter	107	9.10	9.30	9.25	9.30		9.275	3	Kayla Sienkowski	213	9.80	9.75	9.70	9.60		9.725
	4	Bridget Sloan	111	9.95	9.95	9.85	9.95		9.950	4	Kayla Hartley	205	9.85	9.75	9.85	9.70		9.800
	5	Mackenzie Caquatto	103	9.95	9.90	9.95	9.95		9.950	5	Audrey Harrison	204	9.80	9.85	9.75	9.75		9.775
	6	Alaina Johnson	108	9.90	9.85	9.90	9.90		9.900	6	Montana Whittle	214	9.60	9.75	9.50	9.70		9.650

Bars Score: **49.550**

Running Score: **99.100**

Bars Score: **48.750**

Running Score: **97.800**

	Name		Univ. of Florida					AVE	Name		Univ. of Kentucky					AVE		
			1	2	3	4	nd				1	2	3	4	nd			
B E A M	1	Claire Boyce	101	9.80	9.85	9.80	9.80		9.800	1	Kayla Sienkowski	213	9.65	9.50	9.50	9.70		9.575
	2	Rachel Spicer	112	9.80	9.80	9.85	9.85		9.825	2	Sara Shipley	212	9.70	9.85	9.75	9.70		9.725
	3	Alaina Johnson	108	9.85	9.90	9.85	9.75		9.850	3	Taylor Puryear	210	9.75	9.85	9.85	9.75		9.800
	4	Bridget Sloan	111	9.20	9.25	9.25	9.20		9.225	4	Amy Roemmele	211	9.70	9.65	9.65	9.60		9.650
	5	Mackenzie Caquatto	103	9.30	9.30	9.30	9.30		9.300	5	Audrey Harrison	204	9.85	9.85	9.85	9.85		9.850
	6	Kytra Hunter	107	9.80	9.85	9.70	9.80		9.800	6	Shannon Mitchell	208	9.70	9.75	9.70	9.55		9.700

Beam Score: **48.575**

Running Score: **147.675**

Beam Score: **48.725**

Running Score: **146.525**

	Name		Univ. of Florida					AVE	Name		Univ. of Kentucky					AVE		
			1	2	3	4	nd				1	2	3	4	nd			
F L O O R	1	Claire Boyce	101	9.85	9.85	9.90	9.90		9.875	1	Shelby Hilton	207	9.85	9.75	9.80	9.90		9.825
	2	Rachel Spicer	112	9.70	9.75	9.75	9.60		9.725	2	Taylor Puryear	210	9.90	9.85	9.90	9.90		9.900
	3	Alaina Johnson	108	9.85	9.95	9.90	9.90		9.900	3	Tiara Phipps	209	9.85	9.95	9.90	9.95		9.925
	4	Bridget Sloan	111	9.90	9.95	9.90	9.95		9.925	4	Shannon Mitchell	208	9.85	9.90	9.85	9.90		9.875
	5	Kytra Hunter	107	9.95	9.95	9.95	9.95		9.950	5	Audrey Harrison	204	9.90	9.85	9.90	9.85		9.875
	6	Bridgette Caquatto	102	9.35	9.40	9.45	9.35		9.375	6	Kayla Hartley	205	9.80	9.85	9.85	9.80		9.825

Floor Score: **49.375**

Running Score: **197.050**

Floor Score: **49.400**

Running Score: **195.925**

Final Team Score: **197.050**

Final Team Score: **195.925**

**All-Arounders**

**All-Arounders**

	Hunter	Johnson	Sloan					Harrison				
VT	9.900	9.900	9.950					9.800				
UB	9.275	9.900	9.950					9.775				
BB	9.800	9.850	9.225					9.850				
FX	9.950	9.900	9.925					9.875				
AA	38.925	39.550	39.050					39.300				

Judge's Signatures \*VT

\*UB

BB

FX

\* Head Judge

Coach's Signature

Coach's Signature



# NCAA Gymnastics Score Sheet

Teams: Home Univ. of Maryland

Visitor Univ. of New Hampshire

Date Apr 5, 2014

Place Penn State Univeristy

Attendance

1827

Name		1	2	3	4	nd	AVE	Name		1	2	3	4	nd	AVE	
V A U L T	1 Karen Tang	312	9.75	9.85	9.85	9.80		9.825	1 Erika Rudiger	415	9.75	9.80	9.80	9.70		9.775
	2 Nikki Chung	303	9.80	9.90	9.80	9.85		9.825	2 Adrienne Hill	407	9.80	9.85	9.85	9.75		9.825
	3 Sarah Faller	305	9.80	9.80	9.70	9.80		9.800	3 Kelsey Aucoin	401	9.85	9.85	9.80	9.80		9.825
	4 Stephanie Giameo	306	9.75	9.85	9.75	9.80		9.775	4 Meghan Pflieger	413	9.85	9.90	9.85	9.90		9.875
	5 Kathy Tang	313	9.85	9.85	9.85	9.90		9.850	5 Hannah Barile	402	9.80	9.80	9.80	9.85		9.800
	6 Shannon Skochko	311	9.70	9.70	9.55	9.65		9.675	6 Jen King	410	9.75	9.65	9.75	9.65		9.700

Vault Score: **49.075**

Running Score: **49.075**

Vault Score: **49.100**

Running Score: **49.100**

B A R S	1 Elizabete Manzi	309	9.75	9.75	9.70	9.60		9.725	1 Meghan Pflieger	413	9.75	9.80	9.75	9.75		9.750
	2 Jessie Black	301	9.10	9.05	9.15	9.10		9.100	2 Janelle Minichiello	412	9.60	9.65	9.70	9.65		9.650
	3 Sarah Faller	305	9.70	9.75	9.60	9.45		9.650	3 Hannah Barile	402	9.75	9.70	9.65	9.55		9.675
	4 Stephanie Giameo	306	9.65	9.55	9.65	9.65		9.650	4 Jess Gracia	405	9.40	9.65	9.55	9.55		9.550
	5 Kathy Tang	313	9.80	9.80	9.75	9.80		9.800	5 Erika Rudiger	415	9.85	9.75	9.70	9.70		9.725
	6 Karen Tang	312	9.90	9.80	9.70	9.75		9.775	6 Lauren Brodie	404	9.75	9.85	9.75	9.65		9.750

Bars Score: **48.600**

Running Score: **97.675**

Bars Score: **48.550**

Running Score: **97.650**

B E A M	1 Sarah Faller	305	9.70	9.70	9.75	9.75		9.725	1 Janelle Minichiello	412	8.85	8.90	8.60	8.90		8.875
	2 Dani Kram	308	9.75	9.65	9.75	9.70		9.725	2 Adrienne Hill	407	9.70	9.75	9.75	9.70		9.725
	3 Ebony Walters	314	9.65	9.60	9.60	9.60		9.600	3 Erin Machado	411	9.60	9.65	9.55	9.40		9.575
	4 Elizabete Manzi	309	9.40	9.30	9.25	9.40		9.350	4 Kelsey Aucoin	401	9.75	9.75	9.65	9.75		9.750
	5 Shannon Skochko	311	9.70	9.75	9.80	9.70		9.725	5 Meghan Pflieger	413	9.70	9.60	9.70	9.65		9.675
	6 Stephanie Giameo	306	9.80	9.85	9.85	9.80		9.825	6 Kayla Gray	406	9.80	9.80	9.90	9.80		9.800

Beam Score: **48.600**

Running Score: **146.275**

Beam Score: **48.525**

Running Score: **146.175**

F L O O R	1 Emily Brauckmuller	302	9.65	9.80	9.65	9.80	-0.1	9.625	1 Janelle Minichiello	412	9.70	9.70	9.75	9.70		9.700
	2 Dani Kram	308	9.20	9.30	9.10	8.85		9.150	2 Kelsey Aucoin	401	9.75	9.75	9.75	9.75		9.750
	3 Alex Zimmermann	315	9.75	9.80	9.75	9.75		9.750	3 Erika Rudiger	415	9.65	9.80	9.70	9.75		9.725
	4 Stephanie Giameo	306	9.80	9.85	9.80	9.80		9.800	4 Erin Machado	411	9.80	9.80	9.75	9.80		9.800
	5 Karen Tang	312	9.25	9.30	9.40	9.30		9.300	5 Meghan Pflieger	413	9.70	9.80	9.80	9.70		9.750
	6 Ebony Walters	314	9.80	9.80	9.75	9.75		9.775	6 Hannah Barile	402	9.80	9.80	9.85	9.85		9.825

Floor Score: **48.250**

Running Score: **194.525**

Floor Score: **48.850**

Running Score: **195.025**

Final Team Score: **194.525**

Final Team Score: **195.025**

### All-Arounders

VT	Giameo							
	9.775							
UB	9.650							
BB	9.825							
FX	9.800							
AA	39.050							

### All-Arounders

	Pflieger							
	9.875							
	9.750							
	9.675							
	9.750							
	39.050							

Judge's Signatures \*VT

Gindy McLane, Henry Spearing

Carole Ide, Patty Vitale

BB

Debbie Campbell, Nina Dent

Linda MacDonald, Sue Leonardi

\* Head Judge

Barb Giulivo, Jane Flynn

Lynn Collins, Linsey Hamilton

Dean Rallier, Elena Lowery

Gay Valkoun, Catherine Short

Coach's Signature

Coach's Signature



# NCAA Gymnastics Score Sheet

Teams: Home Oregon State Univ.

Visitor Penn State Univ.

Date Apr 5, 2014

Place Penn State University

Attendance

1827

Name		1	2	3	4	nd	AVE	Name		1	2	3	4	nd	AVE
V A U L T	1 Madeline Gardiner 503	9.85	9.85	9.80	9.80		9.825	1 Lindsay Musgrove 605	9.80	9.70	9.90	9.85		9.825	
	2 Megan Jimenez 505	9.80	9.80	9.75	9.85		9.800	2 Krystal Welsh 612	9.85	9.80	9.85	9.80		9.825	
	3 Chelsea Tang 511	9.85	9.85	9.85	9.90		9.850	3 Randi Lau 603	9.85	9.80	9.85	9.90		9.850	
	4 Erika Aufero 501	9.85	9.85	9.95	9.85		9.850	4 Cassidy Stauder 611	9.80	9.70	9.80	9.80		9.800	
	5 Taylor Keeker 506	9.90	9.80	9.85	9.85		9.850	5 Emma Sibson 609	9.90	9.90	9.90	9.85		9.900	
	6 Brittany Harris 504	9.80	9.80	9.80	9.85		9.800	6 Sidney Sanabria-Robl 608	9.90	9.95	9.85	9.90		9.900	

Vault Score: **49.175**

Running Score: **49.175**

Vault Score: **49.300**

Running Score: **49.300**

B A R S	1 Madeline Gardiner 503	9.85	9.85	9.90	9.80		9.850	1 Samantha Musto 606	9.80	9.80	9.75	9.70		9.775
	2 Kaytianna McMillan 507	9.80	9.75	9.70	9.85		9.775	2 Alex Witt 613	9.85	9.85	9.80	9.85		9.850
	3 Chelsea Tang 511	9.90	9.85	9.90	9.85		9.875	3 Nicole Medvitz 604	8.90	8.80	8.90	8.90		8.900
	4 Brittany Harris 504	9.75	9.85	9.70	9.70		9.725	4 Sidney Sanabria-Robl 608	9.70	9.80	9.80	9.80		9.800
	5 Erika Aufero 501	9.15	9.20	9.25	9.20		9.200	5 Krystal Welsh 612	9.75	9.75	9.75	9.65		9.750
	6 Hannah Casey 502	9.85	9.80	9.85	9.90		9.850	6 Cassidy Stauder 611	9.90	9.90	9.85	9.80		9.875

Bars Score: **49.075**

Running Score: **98.250**

Bars Score: **49.050**

Running Score: **98.350**

B E A M	1 Cerise Witherby 513	9.80	9.80	9.85	9.80		9.800	1 Krystal Welsh 612	9.80	9.75	9.70	9.80		9.775
	2 Brittany Harris 504	9.80	9.80	9.85	9.75		9.800	2 Randi Lau 603	9.80	9.80	9.80	9.80		9.800
	3 Katelyn Ohrich 508	9.85	9.75	9.65	9.80		9.775	3 Emma Sibson 609	9.85	9.85	9.80	9.80		9.825
	4 Kaytianna McMillan 507	9.85	9.85	9.85	9.85		9.850	4 Nicole Medvitz 604	9.75	9.80	9.70	9.75		9.750
	5 Madeline Gardiner 503	9.85	9.85	9.75	9.80		9.825	5 Sidney Sanabria-Robl 608	9.80	9.75	9.80	9.75		9.775
	6 Chelsea Tang 511	9.85	9.80	9.90	9.85		9.850	6 Cassidy Stauder 611	9.90	9.80	9.75	9.75		9.775

Beam Score: **49.125**

Running Score: **147.375**

Beam Score: **48.950**

Running Score: **147.300**

F L O O R	1 Cerise Witherby 513	9.75	9.70	9.80	9.80		9.775	1 Sidney Sanabria-Robl 608	9.90	9.90	9.85	9.90		9.900
	2 Nicole Turner 512	9.75	9.85	9.75	9.85	-0.1	9.700	2 Randi Lau 603	9.90	9.90	9.90	9.90		9.900
	3 Kailie Ponto 509	9.85	9.90	9.90	9.85		9.875	3 Cassidy Stauder 611	9.90	9.85	9.90	9.85		9.875
	4 Chelsea Tang 511	9.90	9.90	9.90	9.85		9.900	4 Emma Sibson 609	9.85	9.90	9.85	9.85		9.850
	5 Madeline Gardiner 503	9.80	9.85	9.85	9.85		9.850	5 Lindsay Musgrove 605	9.85	9.95	9.90	9.90		9.900
	6 Brittany Harris 504	9.70	9.75	9.75	9.80		9.750	6 Krystal Welsh 612	9.75	9.85	9.85	9.90		9.850

Floor Score: **49.150**

Running Score: **196.525**

Floor Score: **49.425**

Running Score: **196.725**

Final Team Score: **196.525**

Final Team Score: **196.725**

### All-Arounders

	Gardiner	Harris	Tang		
VT	9.825	9.800	9.850		
UB	9.850	9.725	9.875		
BB	9.825	9.800	9.850		
FX	9.850	9.750	9.900		
AA	39.350	39.075	39.475		

### All-Arounders

	Sanabria-Robl	Stauder	Welsh		
	9.900	9.800	9.825		
	9.800	9.875	9.750		
	9.775	9.775	9.775		
	9.900	9.875	9.850		
	39.375	39.325	39.200		

Judge's Signatures

\* Head Judge

Coach's Signature

Coach's Signature

# NCAA Gymnastics Score Sheet

Teams: Home Brown Univ.

Visitor Cornell Univ.

Date Apr 5, 2014

Place Penn State Univeristy

Attendance

1827

Name		1	2	3	4	nd	AVE	Name		1	2	3	4	nd	AVE
V A U L T	1 Caroline Morant 804	9.80	9.90	9.90	9.75		9.850								
	2 Michelle Shnayder 805	9.70	9.80	9.80	9.70		9.750								
	3 Diana Walters 806	9.65	9.65	9.70	9.75		9.675								

Vault Score: 29.275

Running Score: 29.275

Vault Score: 0.000

Running Score: 0.000

B A R S	1 Caroline Morant 804	9.75	9.65	9.75	9.70		9.725	1	Melanie Jorgensen 807	9.80	9.90	9.70	9.90		9.850
	2 Michelle Shnayder 805	9.50	9.60	9.30	9.45		9.475								
	3 Diana Walters 806	9.10	8.85	8.70	8.60		8.775								

Bars Score: 27.975

Running Score: 57.250

Bars Score: 9.850

Running Score: 9.850

B E A M	1 Caroline Morant 804	9.55	9.55	9.50	9.60		9.550								
	2 Michelle Shnayder 805	9.65	9.55	9.50	9.65		9.600								
	3 Diana Walters 806	9.55	9.35	9.65	9.50		9.525								

Beam Score: 28.675

Running Score: 85.925

Beam Score: 0.000

Running Score: 9.850

F L O O R	1 Caroline Morant 804	9.85	9.85	9.70	9.85		9.850								
	2 Michelle Shnayder 805	9.85	9.85	9.85	9.80		9.850								
	3 Diana Walters 806	9.70	9.75	9.75	9.75		9.750								

Floor Score: 29.450

Running Score: 115.375

Floor Score: 0.000

Running Score: 9.850

Final Team Score: 115.375

Final Team Score: 9.850

**All-Arounders**

**All-Arounders**

V T U B B B F X A A	Morant	Shnayder	Walters												
	9.850	9.750	9.675												
	9.725	9.475	8.775												
	9.550	9.600	9.525												
	9.850	9.850	9.750												
	38.975	38.675	37.725												

Judge's Signatures

*[Handwritten signatures and names of judges and officials]*

\* Head Judge

Coach's Signature

Coach's Signature



# NCAA Gymnastics Score Sheet

Teams: Home Univ. of Bridgeport

Visitor Univ. of Pittsburgh

Date Apr 5, 2014

Place Penn State University

Attendance

1827

Name		1	2	3	4	nd	AVE	Name		1	2	3	4	nd	AVE
V A U L T	1 Lissette La Fex 801	9.80	9.75	9.75	9.80		9.775	1 Brittney Harris 808	9.75	9.80	9.75	9.75		9.750	
								2 Maebelle Pacheco 811	9.80	9.85	9.85	9.80		9.825	

Vault Score: 9.775

Running Score: 9.775

Vault Score: 19.575

Running Score: 19.575

B A R S	1 Lissette La Fex 801	9.70	9.80	9.75	9.70		9.725	1 Brittney Harris 808	9.80	9.70	9.40	9.65		9.675

Bars Score: 9.725

Running Score: 19.500

Bars Score: 9.675

Running Score: 29.250

B E A M	1 Lissette La Fex 801	9.65	9.65	9.70	9.70		9.675	1 Brittney Harris 808	9.05	8.95	9.65	9.00		9.025
								2 Katie O'Rourke 809	9.80	9.75	9.65	9.70		9.725

Beam Score: 9.675

Running Score: 29.175

Beam Score: 18.750

Running Score: 48.000

F L O O R	1 Lissette La Fex 801	9.80	9.65	9.70	9.80		9.750	1 Brittney Harris 808	9.00	9.15	9.10	9.20		9.125
								2 Katie O'Rourke 809	9.70	9.70	9.80	9.65		9.700

Floor Score: 9.750

Running Score: 38.925

Floor Score: 18.825

Running Score: 66.825

Final Team Score: 38.925

Final Team Score: 66.825

### All-Arounders

VT	La Fex					
	9.775					
UB						
	9.725					
BB						
	9.675					
FX						
	9.750					
AA						
	38.925					

### All-Arounders

	Harris					
	9.750					
	9.675					
	9.025					
	9.125					
	37.575					

Judge's Signatures \*VT

Cindy Molano, Jenny Spearing

\*UB

Carole Ide, Patty Vitale

\*BB

Debbie Campbell, Nina Dent

\*FX

Linda MacDonald, Sue Leonelli

\* Head Judge

Barb Giulivo, Jane Flynn

\*UB

Lynn Collins, Linsey Hamilton

\*BB

Dean Ralliff, Elena Lowery

\*FX

Gay Valkoun, Catherine Short





Coach's Signature

Coach's Signature

# 2014 NCAA Regionals - University Park

## Team Results

Apr 5, 2014

Rank	Gym	Team	Score				
1	Florida	X	197.050	49.550 1	49.550 1	48.575 5	49.375 3
2	Penn State	X	196.725	49.300 2	49.050 3	48.950 2	49.425 1
3	Oregon State	X	196.525	49.175 3	49.075 2	49.125 1	49.150 4
4	Kentucky	X	195.925	49.050 6	48.750 4	48.725 3	49.400 2
5	New Hampshire	X	195.025	49.100 4	48.550 6	48.525 6	48.850 5
6	Maryland	X	194.525	49.075 5	48.600 5	48.600 4	48.250 6

# 2014 NCAA Regionals - University Park

## Event Results - Vault

Apr 5, 2014



Rank	Num	Name	Gym	Start	Score	Out
1	111	Bridget Sloan	Florida	___	9.950	0.000
2	103	Mackenzie Caquatto	Florida	___	9.925	0.025
3T	108	Alaina Johnson	Florida	___	9.900	0.050
3T	608	Sidney Sanabria-Robles	Penn State	___	9.900	0.050
3T	107	Kytra Hunter	Florida	___	9.900	0.050
3T	609	Emma Sibson	Penn State	___	9.900	0.050
7T	413	Meghan Pflieger	New Hampshire	___	9.875	0.075
7T	102	Bridgette Caquatto	Florida	___	9.875	0.075
7T	203	Holly Cunningham	Kentucky	___	9.875	0.075
10T	511	Chelsea Tang	Oregon State	___	9.850	0.100
10T	804	Caroline Morant	Brown	___	9.850	0.100
10T	603	Randi Lau	Penn State	___	9.850	0.100
10T	112	Rachel Spicer	Florida	___	9.850	0.100
10T	313	Kathy Tang	Maryland	___	9.850	0.100
10T	501	Erika Aufiero	Oregon State	___	9.850	0.100
10T	506	Taylor Keecker	Oregon State	___	9.850	0.100
17T	503	Madeline Gardiner	Oregon State	___	9.825	0.125
17T	612	Krystal Welsh	Penn State	___	9.825	0.125
17T	401	Kelsey Aucoin	New Hampshire	___	9.825	0.125
17T	312	Karen Tang	Maryland	___	9.825	0.125
17T	605	Lindsay Musgrove	Penn State	___	9.825	0.125
17T	407	Adrienne Hill	New Hampshire	___	9.825	0.125
17*	811	Maebelle Pacheco	Pittsburgh	___	9.825	0.125
17*	303	Nikki Chung	Maryland	___	9.825	0.125
25T	611	Kassidy Stauder	Penn State	___	9.800	0.150
25T	204	Audrey Harrison	Kentucky	___	9.800	0.150
25T	504	Brittany Harris	Oregon State	___	9.800	0.150
25T	205	Kayla Hartley	Kentucky	___	9.800	0.150
25T	208	Shannon Mitchell	Kentucky	___	9.800	0.150
25T	402	Hannah Barile	New Hampshire	___	9.800	0.150
25T	305	Sarah Faller	Maryland	___	9.800	0.150
25T	505	Megan Jimenez	Oregon State	___	9.800	0.150
33T	306	Stephanie Giameo	Maryland	___	9.775	0.175
33T	801	Lisette La Fex	Bridgeport	___	9.775	0.175
33T	415	Erika Rudiger	New Hampshire	___	9.775	0.175
33T	206	Kenzie Hedges	Kentucky	___	9.775	0.175
37T	805	Michelle Shnyder	Brown	___	9.750	0.200
37T	808	Brittney Harris	Pittsburgh	___	9.750	0.200
39	410	Jen King	New Hampshire	___	9.700	0.250
40T	806	Diana Walters	Brown	___	9.675	0.275
40T	311	Shannon Skochko	Maryland	___	9.675	0.275
42	207	Shelby Hilton	Kentucky	___	9.400	0.550

# 2014 NCAA Regionals - University Park

## Event Results - Bars

Apr 5, 2014



Rank	Num	Name	Gym	Start	Score	Out
1T	111	Bridget Sloan	Florida	___	9.950	0.000
1T	103	Mackenzie Caquatto	Florida	___	9.950	0.000
3T	108	Alaina Johnson	Florida	___	9.900	0.050
3T	102	Bridgette Caquatto	Florida	___	9.900	0.050
5T	511	Chelsea Tang	Oregon State	___	9.875	0.075
5T	611	Kassidy Stauder	Penn State	___	9.875	0.075
7T	503	Madeline Gardiner	Oregon State	___	9.850	0.100
7*	613	Alex Witt	Penn State	___	9.850	0.100
7*	807	Melanie Jorgensen	Cornell	___	9.850	0.100
7*	105	Bianca Dancose-Giambattisto	Florida	___	9.850	0.100
7*	502	Hannah Casey	Oregon State	___	9.850	0.100
12T	608	Sidney Sanabria-Robles	Penn State	___	9.800	0.150
12T	205	Kayla Hartley	Kentucky	___	9.800	0.150
12T	313	Kathy Tang	Maryland	___	9.800	0.150
15T	204	Audrey Harrison	Kentucky	___	9.775	0.175
15T	207	Shelby Hilton	Kentucky	___	9.775	0.175
15T	312	Karen Tang	Maryland	___	9.775	0.175
15T	507	Kaytianna McMillan	Oregon State	___	9.775	0.175
15T	606	Samantha Musto	Penn State	___	9.775	0.175
20T	612	Krystal Welsh	Penn State	___	9.750	0.200
20T	413	Meghan Pflieger	New Hampshire	___	9.750	0.200
20T	404	Lauren Brodie	New Hampshire	___	9.750	0.200
23T	504	Brittany Harris	Oregon State	___	9.725	0.225
23T	804	Caroline Morant	Brown	___	9.725	0.225
23T	801	Lisette La Fex	Bridgeport	___	9.725	0.225
23T	415	Erika Rudiger	New Hampshire	___	9.725	0.225
23T	213	Kayla Sienkowski	Kentucky	___	9.725	0.225
23T	309	Elizabeth Manzi	Maryland	___	9.725	0.225
29T	808	Brittney Harris	Pittsburgh	___	9.675	0.275
29T	402	Hannah Barile	New Hampshire	___	9.675	0.275
29T	211	Amy Roemmele	Kentucky	___	9.675	0.275
32T	306	Stephanie Giameo	Maryland	___	9.650	0.300
32T	305	Sarah Faller	Maryland	___	9.650	0.300
32T	412	Jannelle Minichiello	New Hampshire	___	9.650	0.300
32T	214	Montana Whittle	Kentucky	___	9.650	0.300
36	405	Jess Gracia	New Hampshire	___	9.550	0.400
37	805	Michelle Shnyder	Brown	___	9.475	0.475
38	107	Kytra Hunter	Florida	___	9.275	0.675
39	501	Erika Aufiero	Oregon State	___	9.200	0.750
40	301	Jessie Black	Maryland	___	9.100	0.850
41	604	Nicole Medvitz	Penn State	___	8.900	1.050
42	806	Diana Walters	Brown	___	8.775	1.175



# 2014 NCAA Regionals - University Park

## Event Results - Beam

Apr 5, 2014



Rank	Num	Name	Gym	Start	Score	Out
1T	108	Alaina Johnson	Florida	___	9.850	0.000
1T	511	Chelsea Tang	Oregon State	___	9.850	0.000
1T	204	Audrey Harrison	Kentucky	___	9.850	0.000
1T	507	Kaytianna McMillan	Oregon State	___	9.850	0.000
5T	503	Madeline Gardiner	Oregon State	___	9.825	0.025
5T	306	Stephanie Giameo	Maryland	___	9.825	0.025
5T	609	Emma Sibson	Penn State	___	9.825	0.025
5T	112	Rachel Spicer	Florida	___	9.825	0.025
9T	504	Brittany Harris	Oregon State	___	9.800	0.050
9T	107	Kytra Hunter	Florida	___	9.800	0.050
9T	603	Randi Lau	Penn State	___	9.800	0.050
9T	210	Taylor Puryear	Kentucky	___	9.800	0.050
9T	101	Claire Boyce	Florida	___	9.800	0.050
9T	513	Cerise Witherby	Oregon State	___	9.800	0.050
9T	406	Kayla Gray	New Hampshire	___	9.800	0.050
16T	608	Sidney Sanabria-Robles	Penn State	___	9.775	0.075
16T	611	Kassidy Stauder	Penn State	___	9.775	0.075
16T	612	Krystal Welsh	Penn State	___	9.775	0.075
16T	508	Katelyn Ohlrich	Oregon State	___	9.775	0.075
20T	401	Kelsey Aucoin	New Hampshire	___	9.750	0.100
20T	604	Nicole Medvitz	Penn State	___	9.750	0.100
22T	305	Sarah Faller	Maryland	___	9.725	0.125
22T	407	Adrienne Hill	New Hampshire	___	9.725	0.125
22T	809	Katie O'Rourke	Pittsburgh	___	9.725	0.125
22T	311	Shannon Skochko	Maryland	___	9.725	0.125
22T	308	Dani Kram	Maryland	___	9.725	0.125
22T	212	Sara Shipley	Kentucky	___	9.725	0.125
28	208	Shannon Mitchell	Kentucky	___	9.700	0.150
29T	413	Meghan Pflieger	New Hampshire	___	9.675	0.175
29T	801	Lisette La Fex	Bridgeport	___	9.675	0.175
31	211	Amy Roemmele	Kentucky	___	9.650	0.200
32T	805	Michelle Shnyder	Brown	___	9.600	0.250
32T	314	Ebony Walters	Maryland	___	9.600	0.250
34T	411	Erin Machado	New Hampshire	___	9.575	0.275
34T	213	Kayla Sienkowski	Kentucky	___	9.575	0.275
36	804	Caroline Morant	Brown	___	9.550	0.300
37	806	Diana Walters	Brown	___	9.525	0.325
38	309	Elizabethe Manzi	Maryland	___	9.350	0.500
39	103	Mackenzie Caquatto	Florida	___	9.300	0.550
40	111	Bridget Sloan	Florida	___	9.225	0.625
41	808	Brittney Harris	Pittsburgh	___	9.025	0.825
42	412	Jannelle Minichiello	New Hampshire	___	8.875	0.975

# 2014 NCAA Regionals - University Park

## Event Results - Floor

Apr 5, 2014



Rank	Num	Name	Gym	Start	Score	Out
1	107	Kytra Hunter	Florida	___	9.950	0.000
2T	111	Bridget Sloan	Florida	___	9.925	0.025
2T	209	Tiara Phipps	Kentucky	___	9.925	0.025
4T	108	Alaina Johnson	Florida	___	9.900	0.050
4T	511	Chelsea Tang	Oregon State	___	9.900	0.050
4T	608	Sidney Sanabria-Robles	Penn State	___	9.900	0.050
4T	603	Randi Lau	Penn State	___	9.900	0.050
4T	605	Lindsay Musgrove	Penn State	___	9.900	0.050
4T	210	Taylor Puryear	Kentucky	___	9.900	0.050
10T	611	Kassidy Stauder	Penn State	___	9.875	0.075
10T	204	Audrey Harrison	Kentucky	___	9.875	0.075
10T	208	Shannon Mitchell	Kentucky	___	9.875	0.075
10T	101	Claire Boyce	Florida	___	9.875	0.075
10T	509	Kailie Ponto	Oregon State	___	9.875	0.075
15T	503	Madeline Gardiner	Oregon State	___	9.850	0.100
15T	612	Krystal Welsh	Penn State	___	9.850	0.100
15T	804	Caroline Morant	Brown	___	9.850	0.100
15T	805	Michelle Shnayder	Brown	___	9.850	0.100
15T	609	Emma Sibson	Penn State	___	9.850	0.100
20T	205	Kayla Hartley	Kentucky	___	9.825	0.125
20T	402	Hannah Barile	New Hampshire	___	9.825	0.125
20T	207	Shelby Hilton	Kentucky	___	9.825	0.125
23T	306	Stephanie Giameo	Maryland	___	9.800	0.150
23T	411	Erin Machado	New Hampshire	___	9.800	0.150
25T	513	Cerise Witherby	Oregon State	___	9.775	0.175
25T	314	Ebony Walters	Maryland	___	9.775	0.175
27T	504	Brittany Harris	Oregon State	___	9.750	0.200
27T	413	Meghan Pflieger	New Hampshire	___	9.750	0.200
27T	801	Lisette La Fex	Bridgeport	___	9.750	0.200
27T	806	Diana Walters	Brown	___	9.750	0.200
27T	401	Kelsey Aucoin	New Hampshire	___	9.750	0.200
27T	315	Alex Zimmermann	Maryland	___	9.750	0.200
33T	112	Rachel Spicer	Florida	___	9.725	0.225
33T	415	Erika Rudiger	New Hampshire	___	9.725	0.225
35T	412	Jannelle Minichiello	New Hampshire	___	9.700	0.250
35T	809	Katie O'Rourke	Pittsburgh	___	9.700	0.250
35T	512	Nicole Turner	Oregon State	___	9.700	0.250
38	302	Emily Brauckmuller	Maryland	___	9.625	0.325
39	102	Bridgette Caquatto	Florida	___	9.375	0.575
40	312	Karen Tang	Maryland	___	9.300	0.650
41	308	Dani Kram	Maryland	___	9.150	0.800
42	808	Brittney Harris	Pittsburgh	___	9.125	0.825

# 2014 NCAA Regionals - University Park

## Event Results - AA





Apr 5, 2014

Page: 1

Printed: 4/5/2014 7:11 PM

Women / 10

Session: 1

Rank	Num	Name	Gym					AA
1	108	Alaina Johnson	Florida	9.900	9.900	9.850	9.900	39.550
2	511	Chelsea Tang	Oregon State	9.850	9.875	9.850	9.900	39.475
3	608	Sidney Sanabria-Robles	Penn State	9.900	9.800	9.775	9.900	39.375
4	503	Madeline Gardiner	Oregon State	9.825	9.850	9.825	9.850	39.350
5	611	Kassidy Stauder	Penn State	9.800	9.875	9.775	9.875	39.325
6	204	Audrey Harrison	Kentucky	9.800	9.775	9.850	9.875	39.300
7	612	Krystal Welsh	Penn State	9.825	9.750	9.775	9.850	39.200
8	504	Brittany Harris	Oregon State	9.800	9.725	9.800	9.750	39.075
9T	111	Bridget Sloan	Florida	9.950	9.950	9.225	9.925	39.050
9T	413	Meghan Pflieger	New Hampshire	9.875	9.750	9.675	9.750	39.050
9T	306	Stephanie Giameo	Maryland	9.775	9.650	9.825	9.800	39.050
12	804	Caroline Morant	Brown	9.850	9.725	9.550	9.850	38.975
13T	107	Kytra Hunter	Florida	9.900	9.275	9.800	9.950	38.925
13T	801	Lisette La Fex	Bridgeport	9.775	9.725	9.675	9.750	38.925
15	805	Michelle Shnayder	Brown	9.750	9.475	9.600	9.850	38.675
16	806	Diana Walters	Brown	9.675	8.775	9.525	9.750	37.725
17	808	Brittney Harris	Pittsburgh	9.750	9.675	9.025	9.125	37.575