



UNIVERSITY OF MINNESOTA ATHLETIC COMMUNICATIONS | 225 BIERMAN ATHLETIC BUILDING, 516 15<sup>TH</sup> AVE SE, MINNEAPOLIS, MN 55455 | GOPHERSPORTS.COM

**GAME 30**

**MINNESOTA (13-16, 4-16 BT) vs PENN STATE (12-16, 7-13 BT)**

Wednesday, March 9  
25 min after Game 1 (approx 7:25 p.m.)  
Indianapolis (Gainbridge Fieldhouse)

**BROADCAST INFORMATION**

**TV:** BTN (Brandon Gaudin (Play-by-Play) and Robbie Hummel (Analyst))  
**Tip Time:** 25 min after Game 1 (approx. 7:25 p.m.)  
**Radio:** Learfield IMG: KFAN 100.3 FM  
Mike Grimm (Play-by-Play); Spencer Tollackson (Analyst)

**2021-22 SCHEDULE**

DATE	OPPONENT	MN R/OPP R	TIME/RESULT	TV
NOV 9	KANSAS CITY		W, 71-56	BTN +
Nov 12	vs. Western Kentucky #		W, 73-69	ESPNU
Nov 14	Princeton #		W, 87-80 (2OT)	ESPN2
NOV 19	PURDUE FORT WAYNE		W, 78-49	BTN+
NOV 24	JACKSONVILLE		W, 55-44	BTN
Nov 30	at Pittsburgh +		W, 54-53	ESPNU
Dec 5	at Mississippi State		W, 81-76	ESPNU
DEC 8	MICHIGAN STATE *	/19	L, 67-75	BTN
Dec 11	Michigan *	/RV	W, 75-65	FS1
DEC 14	TA&M - CORPUS CHRISTI	RV/	W, 79-71	BTN
DEC 22	GREEN BAY	RV/	W, 72-56	BTN
DEC 29	ALCORN STATE	RV/	CANCELED	
JAN 4	ILLINOIS *	RV/RV	L, 53-76	FS1
Jan 9	at Indiana *	RV/	L, 60-73	BTN
Jan 12	at Michigan State *	/10	L, 69-71	BTN
JAN 16	IOWA *		L, 71-81	BTN
Jan 19	at Penn State *		Postponed	
JAN 22	RUTGERS *		W, 68-65	BTN
JAN 27	OHIO STATE *	/16	L, 64-75	ESPN
Jan 30	at Wisconsin *	/11	L, 60-66	BTN
FEB 2	PURDUE *	/4	L, 73-88	BTN
Feb 6	at Iowa *		L, 59-71	BTN
Feb 9	at Nebraska *		L, 65-78	BTN
FEB 12	PENN STATE *		W, 76-70	BTN
Feb 15	at Ohio State *	/18	L, 45-70	BTN
Feb. 17	at Penn State *!		L, 46-67	BTN
FEB 19	NORTHWESTERN *		W, 77-60	BTN
FEB 23	WISCONSIN *	/13	L, 67-68	BTN
FEB 27	INDIANA *		L, 79-84	ESPN2
Mar 2	at Maryland *		L, 73-84	BTN
Mar 6	at Northwestern *		L, 62-75	BTN
Mar 9	vs. Penn State %		7:25 p.m.	B T N

+ - Big Ten/ACC Challenge \* - conference game # - Asheville Tournament ! rescheduled game • All Times listed Central • schedule subject to change % Big Ten Tourney

**MINNESOTA ATHLETIC COMMUNICATIONS**  
MICHELLE TRAVERSIE, ASSISTANT ATHLETICS DIRECTOR  
traen001@umn.edu  
612.624.0522 [o] • 612.396.8712 [c]  
Bierman Athletic Center, Room 225  
Minneapolis, MN 55455

**SERIES INFORMATION**

43rd Meeting (30-13 all time)  
Home vs. Penn State: 15-3; At Penn State: 10-10  
Neutral vs. Penn State: 4-0  
Minnesota vs. Big Ten: 793-883\*  
\* - excludes vacated games

**STARTING FIVE**

- The University of Minnesota men's basketball team opens the Big Ten Tournament facing Penn State Wednesday night in Game 2 of the tourney. Minnesota the 14 seed, plays No. 11 see PSU, after a 12/13 battle between Northwestern and Nebraska. Minnesota and Penn State each won its home game during the regular season. PSU won the last meeting, 46-67, in University Park, Pa., Feb. 17.
- Minnesota is 30-13 all time against PSU, dating back to 1975. The Golden Gophers are 4-0 against Penn State in a neutral court setting, all of which have come during Big Ten tournament play. The last time Minnesota defeated PSU in the Big Ten Tournament was March 14, 2019. Minnesota earned a 77-72 overtime victory when Amir Coffey scored 10 of his 22 points in the final minute of the game, including a pair of free throws. Minnesota trailed 59-51 in regulation and went on an 8-0 run, which helped push the game into overtime.
- Minnesota is 20-22 all time in the Big Ten Tournament (record includes vacated seasons). The Gophers are 13-11 when the tourney has been played in Indianapolis, including 12-10 in Gainbridge Fieldhouse (formerly Bankers Life). Last year's tournament was played at Lucas Oil Stadium, where Minnesota went 1-1.
- Jamison Battle finished the Big Ten regular season strong averaging 29.5 points per game against Maryland and Northwestern. Battle scored 59 points last week, went 22-48 and averaged 5 rebounds per game. Against Maryland, Battle, set career-highs in points (39), FG made (14) and 3FG made (7). His performance tied Maryland's Diamond Stone for the XFINITY Center's individual scoring record, as well as Maryland's Nik Caner-Medley for the facility's FGM record. The 39 points also tied for sixth on the single-game all-time records list for the Gophers. He followed up his 39-point performance with 20 points at Northwestern, which also proved to be a game high.
- Payton Willis also averaged 18.5 points per game to close out the Big Ten season. He scored 21 points at Maryland, and followed up with a 16-point performance at Northwestern. The senior shot 51.9 percent from the field last week, including 5-for-11 from three (45.5 percent). On the season, Willis ranks first in the league in three-point percentage (43.1) and eighth in overall field goal percentage (48.3 percent). He also ranks eighth in assists (4.39 apg) and fifth in steals (1.46 spg).

**MINNESOTA TEAM INFORMATION (2021-22 STATS)**

		PROBABLE STARTERS	PPG	RPG	A	MPG	FG%	OTHER
F/C	1	Eric Curry	7.6	5.8	44	27.4	.413	Career high 22 pts vs PSU
G	0	Payton Willis	16.1	4.8	123	36.3	.483	24 pts, 10 assists vs. Purdue
G	12	Luke Loewe	8.3	2.4	70	34.7	.408	24 pts vs. NU (2/19/22)
G	20	E.J. Stephens	10.6	3.6	25	33.0	.420	15 pts vs. NU (2/19/22)
F	10	Jamison Battle	17.4	6.3	28	36.5	.451	25 double figure games

		RESERVES	PPG	RPG	A	MPG	FG%	OTHER
G	2	Abdoulaye Thiam	0.8	0.3	2	3.3	.250	Saw action at Nebraska
G	3	Joey Kern	0.0	0.5	-	1.9	-	Saw action vs. Northwestern
F/C	15	Charlie Daniels	1.5	1.8	23	11.1	.432	Had five pts vs. Illinois
F	22	Danny Ogele	0.2	0.8	-	3.0	-	Saw action vs. PSU (2/17)
G	24	Sean Sutherland	7.1	3.6	25	21.4	.469	Nine double-digit games
G	25	Will Ramberg	0.4	0.3	-	3.7	.400	Saw action vs. Northwestern
F/C	42	Treyton Thompson	1.9	1.2	5	8.1	.467	10 pts vs. Rutgers

**Head Coach:**  
Ben Johnson (Minnesota, 2005)  
**Career Record:** 13-16 (First season)  
**Record at Minnesota:**  
13-16 (First season)

**2021-22 STATISTICAL LEADERS**  
Points: Jamison Battle (17.4 ppg)  
Rebounds: Jamison Battle (6.3 rpg)  
Assists: Payton Willis (4.4 apg)  
Blocks: Curry (.6 bpg)  
Steals: Payton Willis (1.46 spg)

**Head Coach:**  
Micah Shrewsberry (Hanover, '99)  
**Career Record:** 27-64 (2nd Season)  
**Record at Penn State:** 12-16 (1st Season)

**2021-22 STATISTICAL LEADERS**  
Points: Jalen Pickett (12.8 ppg)  
Rebounds: John Harrar (10.3 rbg)  
Assists: Jalen Pickett (4.2 apg)  
Blocks: Jalen Pickett (0.6 bpg)  
Steals: Jalen Pickett (1.1 spg)

**SCOUTING THE NITTANY LIONS**

- Penn State enters the Big Ten Tournament with a 12-16 overall mark and went 7-13 in Big Ten play this season. PSU's seven league wins came in six home wins against Indiana, Rutgers, Iowa, Michigan State, Minnesota and Northwestern with a Big Ten road win at Northwestern.
- Four Nittany Lions are averaging double-digit points, led by Jalen Pickett (12.8 ppg), Seth Lundy (12.4) and Sam Sessoms (11.6 ppg). John Harrar follows with 10.5 ppg and a team-best 10.3 rpg.
- As a team, Penn State is averaging 64.7 points per game, allowing 65.3 ppg, shooting 43.2 percent from the field and averaging 35.7 rebounds per game. In conference action, PSU averaged 63.3 ppg and allowing 66.2.

**BATTLE, WILLIS AND CURRY RECEIVE BIG AWARDS**

- Minnesota had two representatives on the All-Big Ten team as Jamison Battle and Payton Willis received All-Big Ten Honorable Mention awards, while Eric Curry was Minnesota's Sportsmanship Award honoree. It marks the first award for all three individuals.
- Making the jump from the A10 to Big Ten, Battle has continued to impress averaging 17.4 points per game. That marks a season-best for the sophomore and leads the team. It also ranks eighth among league athletes.
- Willis is having his best point performance year of his career. He averages 16.1 ppg, which betters his 13.4 he averaged last year at College of Charleston and 8.9 his first time at Minnesota. He also leads the league in best three-point efficiency at 43.2 percent. Willis was also a two-time Big Ten Player of the Week after the Mississippi State and Rutgers wins.
- Despite missing a few games due to injuries, Curry is still having his best point production season of his Gopher career. The senior averages 7.6 ppg, bettering his 3.7 ppg he had in 2020-21 and 5.5 in his freshman year.

**1,000 CAREER POINTS**

- Luke Loewe became the third Gopher this season to earn his 1,000th career point, as he set the milestone against Indiana Sunday. The fifth-year senior held 769 career points with William & Mary and now has 242 as a Golden Gopher for 1,011 points.
- Jamison Battle reached his 1,000th collegiate point with his first made field goal of the Penn State game (2/17). Battle earned over 1,000 career points spanning over two and a half collegiate seasons when he scored 636 points at George Washington before transferring to Minnesota. He currently has 488 with the Gophers, totaling 1,124 collegiate points.
- Payton Willis reached 1,000 career points against Green Bay earlier this year and sits at 1,286 points. Eylijah Stephens leads all Gophers in career scoring with 1,313 points heading into Sunday's game. He accomplished 1,000 college points at Lafayette.

**CURRY SETTING CAREER BESTS**

- Eric Curry is having one of his best point production seasons of his career. He has set career best games in points three times this season, most recently 22 against Penn State as well as field goals made (10) and attempts (19) against MSU). He also established a career-best rebounds (12 vs. Texas A&M CC) and tied career bests in assists. Curry also established his first career double-double in the Green Bay win earlier this year. Curry missed four games earlier this season due to injuries, but has returned to the lineup. Hampered with injuries throughout his career and a Golden Gopher member since 2016-17, Curry has started in 25 games this season.

**FROM THE FIELD**

- Minnesota had one of its best shooting displays in the Northwestern win (2/19) as the Gophers were 29-of-52 (.558) field goals. It marked Minnesota's best shooting percentage of the Big Ten season, only behind a 58.1 shooting percentage against Texas A&M Corpus-Christi in nonconference play. Minnesota's best three-point percentage was in the Rutgers win (1/22) when the Gophers had a season-best 13 threes and shot 54.2 percent. The Northwestern win also marked the seventh time the Gophers have shot over 50 percent in a game, something Minnesota failed to do in all 29 games last season. Minnesota added 14 threes in the loss to Indiana, a season best.

**TAKING CARE OF THE BALL**

- A veteran group, the Gophers turn over the ball very few times, 271, which ranks second in the league and fourth nationally. The Gophers have had eight games in which they committed five or fewer turnovers a game. Of the eight games, six have come against Big Ten opponents: Michigan State, Michigan, Indiana, Ohio State, Purdue and Penn State. Overall, Minnesota has had 17 games in which it has committed single-digit turnovers.

**WHERE THEY RANK**

- Minnesota ranks 12th nationally in fewest fouls (and first in the Big Ten) with 410.
- The Gophers also rank second in the Big Ten in fewest turnovers and fourth nationally with 271.
- Individually, Payton Willis and Jamison Battle average 2.57 three-pointers per game, which ranks second in the league. Willis ranks first in the Big Ten shooting 43.2 percent and ninth nationally. Battle's 17.4 ppg ranks sixth in the Big Ten, while Willis averages 16.1 for 10th in the league. Willis also ranks third in the league in steals per game (1.46) and fifth total steals (41). Willis, Battle and Luke Loewe average most minutes played per game at 36.3 36.1 and 34.1, which ranks second, third and fifth in the league.

**20-PLUS GAMES**

- Minnesota's Jamison Battle has had 11 games in which he's scored over 20 points in a game, a team high. He also produced a

**QUICK FACTS**

Name of School: University of Minnesota  
 City/Zip: Minneapolis, MN 55455  
 Founded: 1851  
 Enrollment: 50,943  
 Nickname: Golden Gophers  
 School Colors: Maroon and Gold  
 Arena (cap.): Williams Arena (14,625)  
 Conference: Big Ten  
 President: Joan T.A. Gabel  
 Athletics Director: Mark Coyle  
 Faculty Representatives: Dr. Frances Homans, Dr. Donald Dengel

**PROGRAM INFORMATION**

Head Coach: Ben Johnson  
 Alma Mater/Year: University of Minnesota, '05  
 Record at Minnesota: 11-8 (First Year)  
 Overall Record: 11-8 (First Year)  
 Hired: March 22, 2021 (18th Head Coach in Program History)  
 Assistant Coaches: Dave Thorson (Hamline University, '89), Marcus Jenkins (Air Force, '04), Jason Kemp (University of Wisconsin-La Crosse, '04)  
 Director of Operations: Ryan Livingston (Eastern, '04)  
 Athletic Trainer: Ryan Dotson (Purdue University, '09)

2020-21 Record: 14-15 (Home: 13-4, Away: 0-10, Neutral: 1-1)  
 Conference Record/Finish: 6-14/13th  
 Starters Returning/Lost: 1/4  
 Letterwinners Returning/Lost: 2/11

**MINNESOTA HISTORICAL INFORMATION**

First Year of Program: 1895-96 (127th Year)  
 Big Ten Championships: 8 (1906, 1907, 1911, 1917, 1919, 1937, 1972, 1982)  
 NCAA Tournament Appearances: 11 (Last, 2019)

- 39-point performance, which tied for sixth in school history.
- Payton Willis has five games with over 20 points, including a 32-point performance against Rutgers (1/22) earlier this year. That marks a program high this season.
- Eric Curry, Luke Loewe and Elyjah Stephens have each recorded one 20-point contest this year. Curry established it against Penn State (2/12), while Stephens had 22 points against Iowa (1/16). Luke Loewe joined the club with a 24-point performance against Northwestern (2/19).

#### WILLIS AT THE POINT

- Payton Willis earned his 1,000th career point Dec. 22 in the win against Green Bay. The senior now has 1,270 career points, of which 677 have come as a Golden Gopher. Not only did Willis reach his 1,000th career point, he also had 10 assists in the win, a career high.
- Willis was the first Gopher since 2020 to have a double-double in points and assists. The Penn State win (2/12) marked his third point-assist double-double this season.
- Willis is just the third player in school history to record at least three point-assist double-doubles in a season, joining Arriel McDonald, 1993-94 (3 times) and Marcus Carr 2019-21 (four times).

#### NEW FACES, SAME GAME

- Minnesota has 10 newcomers to the Golden Gopher roster, however some with multiple years of collegiate basketball experience. Both Luke Loewe and Elyjah Stephens played four years of collegiate ball at William & Mary and Lafayette. Payton Willis returns to the Gophers after a year at College of Charleston. In addition, Jamison Battle saw two years of action at George Washington before coming to Minnesota.

#### OH CAPTAIN, MY CAPTAIN

- Minnesota announced its two captains for 2021-22 is redshirt senior Eric Curry and senior Payton Willis. The duo was chosen based on player voting.
- It marks the second time for Curry, after he was named a captain last season. It also marks the second straight time Willis has served as a captain, at College of Charleston last year.

#### ASHEVILLE CHAMPIONSHIP RECAP

- The Golden Gophers won the inaugural Asheville Championship, Nov. 12 & 14 in Asheville, N.C. It was the first regular season tournament win since 2018 when the Gophers won the Vancouver Showcase.
- Payton Willis was the tournament MVP. At the end of regulation, he had 13 points, but he was un-stoppable in the overtime periods. Willis combined for 16 of his career-high 29 points to propel the Gophers to the win and earn Asheville Championship MVP honors in the process. Willis recorded his first career point-rebound double-double, with the 29 points and a career-best 10 rebounds.

#### HEAD COACH TIDBITS

- Head coach Ben Johnson is not only a graduate of Minnesota, he is also coaching in his hometown. He joins Penny Hardaway (Memphis, Tenn.), West Virginia's Bob Huggins (Morgantown, W.V.), Southern Miss' Jay Ladner (Hattiesburg, Miss.), Hofstra's Speedy Claxton (Hempstead, N.Y.) and Howard's Kenneth Blakeny (Washington, D.C.) to name a few.
- Johnson, 41, is also the youngest head coach in the Big Ten. Micah Shrewsbury at Penn State is the second-youngest at 45.
- Johnson is the first Gopher alum to coach the program since George Hanson in 1970-71.

#### ASSISTANT COACH TIDBITS

- Minnesota head coach Ben Johnson hired Dave Thorson, his former high school coach as his assistant. A legend in his own right, Thorson won nine Minnesota state titles and held a 527-130 coaching mark at DeLaSalle HS. He went on to coach as an assistant at Drake and recently at Colorado State, where he helped land a highly touted recruiting class for the Rams.
- Assistant Coach Marcus Jenkins graduated from Air Force in 2004 and led the Falcons to the NCAA Tournament in 2004, which was the school's first tournament appearance since 1962. After graduating, Jenkins served his three-year Air Force commitment in Malmstrom Air Force Base in Great Falls, Mont., as a logistics officer.
- Jason Kemp was at William & Mary last year, the same location current Gopher Luke Loewe played at the previous four years. Kemp also adds another Minnesota connection in coaching current Minnesota Timberwolves member, Nathan Wright.

#### GOPHERS IN THE PROS

- The University of Minnesota is well represented within the pro basketball scene, having nine alums currently playing both here in the United States and internationally this season. Amir Coffey (played from 2016-19) is in his third professional NBA season with the Los Angeles Clippers. Daniel

#### MASK POLICY

Like the majority of our Big Ten peers, Minnesota has an indoor mask / face covering policy. This means that all individuals – regardless of vaccination status – must wear a mask / face covering that covers their nose and mouth while inside a campus building. This includes indoor areas at Williams Arena like the press box. You will not be admitted to the stadium without a mask / face covering.

#### MEDIA CREDENTIALS

Requests for working media credentials (newspaper, radio, TV, photo) for Minnesota home games must be made on-line at [gophersports.com/media](http://gophersports.com/media). Credentials for the 2021-22 season will be distributed either as single-game or full season and can be applied online at [gophersports.com/media](http://gophersports.com/media). Please contact the Athletic Communications office for more information regarding the on-line credentialing system. Delivery of credentials will be handled according to individual situations, but in most cases will not be mailed. Credentials can be picked up starting two and a half hours before game time at the Williams Arena media will call gate at the Oak Street Entrance.

#### PHOTO AND FILM CREDENTIALS

Limited space will be available courtside for selected photographers, while four additional shooting locations have reserved spots in front of section 112 (band section).

#### MEDIA PASS GATE

Media members may pick up credentials at the pass gate table located off University Ave Entrance. Media pass gate entrance is located in Maturi Pavilion and opens two hours prior to the scheduled start time.

#### GAME NOTES

Minnesota, opponent and Big Ten conference notes can be found on each organization's respective website. Game notes will not be printed and will not be available at the game.

#### MEDIA ROOMS

Williams Arena media room will be open to individuals this season, which is located off the elevator and on the second level. Postgame press conferences as well as water/soda will be made available in this room.

#### MEAL VOUCHERS

Media will receive a meal voucher, which can be redeemed at a concession stand. The voucher can be exchanged for one hot dog/brat or pretzel with cheese, a bag of chips and water or soda. Concession stands open one hour prior to the start of the game. Meal vouchers will be located at each media member's seat.

#### POST-GAME INTERVIEWS

Minnesota will return to in-person postgame interviews for head coach Ben Johnson and players in the Williams Arena Media Room. Visiting teams will have the option to do in-person interviews in the media room or utilize a locker room for a virtual press conference. Please contact the visiting communications contact for this information.

#### WEEKLY PRACTICE ACCESS/INTERVIEW AVAILABILITY

Coach Johnson and select Golden Gopher players will be made available for interviews the day before each home game prior to practice. Requests for individual players should be submitted to Michelle Traversie no less than 24 hours before scheduled availability, but are not guaranteed for availability.



# GOPHERS VS. PENN STATE

**(ALL-TIME) Overall: 30-13**

**Home: 16-3 • Away: 10-10 • Neutral: 4-0**

1975	12/26	H	W	86-70
1993	2/3	H	W	95-67
1993	3/6	A	W	67-41
<b>1994</b>	<b>1/15</b>	<b>A</b>	<b>L</b>	<b>67-78</b>
<b>1994</b>	<b>2/16</b>	<b>H</b>	<b>W</b>	<b>94-66</b>
<b>1995</b>	<b>1/4</b>	<b>H</b>	<b>W</b>	<b>69-67</b>
<b>1995</b>	<b>3/11</b>	<b>A</b>	<b>L</b>	<b>60-69</b>
<b>1996</b>	<b>1/11</b>	<b>A</b>	<b>L</b>	<b>61-76</b>
<b>1996</b>	<b>3/2</b>	<b>H</b>	<b>W</b>	<b>62-60</b>
<b>1997</b>	<b>2/5</b>	<b>H</b>	<b>W</b>	<b>85-70</b>
<b>1998</b>	<b>1/10</b>	<b>A</b>	<b>L</b>	<b>68-75</b>
<b>1998</b>	<b>2/18</b>	<b>H</b>	<b>W</b>	<b>82-77</b>
<b>1998</b>	<b>3/26</b>	<b>N</b>	<b>W</b>	<b>79-72</b>
<b>1999</b>	<b>1/9</b>	<b>H</b>	<b>W</b>	<b>75-60</b>
<b>1999</b>	<b>2/17</b>	<b>A</b>	<b>W</b>	<b>69-63</b>
2000	1/26	A	L	72-80
2001	2/14	H	L	62-82
2002	1/30	H	W	94-70
2002	2/23	A	W	68-64
2002	3/7	N	W	84-60
2003	1/29	A	W	76-75
2003	2/22	H	W	77-62
2004	1/17	A	L	72-75
2004	3/6	H	W	78-62
2005	1/8	H	W	83-62
2005	3/2	A	W	73-69
2006	2/8	A	W	77-66
2007	1/27	H	W	65-60
2008	1/12	A	W	76-73
2008	2/24	H	W	75-68
2009	1/11	H	W	79-59
2009	2/14	A	L	63-68
2009	12/29	H	W	75-70
2010	2/6	A	W	66-64
2010	3/11	N	W	76-55
2011	2/17	A	L	63-66
2011	3/6	H	L	63-66
2012	1/15	A	W	80-66
2013	3/2	H	W	73-44
2014	1/8	A	W	68-65

2014	3/9	H	W	81-63
2014	3/13	N	W	63-56
2015	1/28	A	L	58-63
2015	3/8	H	L	76-79
2016	1/5	A	L	77-86
2017	1/14	A	L	50-52
2017	2/25	H	W	81-71
2018	1/15	A	W	95-84 (OT)
2019	1/19	H	W	65-64
2019	3/14	N	W	77-72 (OT)
2020	1/15	H	W	75-69
2020	2/8	A	L	77-83
2021	3/3	A	L	65-84
2022	2/12	H	W	76-70
2022	2/17	A	L	46-67

\*Bolded games later vacated

### GOPHERS AND PENN STATE IN BIG TEN TOURNNEY (MN LEADS, 4-0)

2002	3/7	N	W	84-60
2010	3/11	N	W	76-55
2014	3/13	N	W	63-56
2019	3/14	N	W	77-72 (OT)

### Tale of the Tape

MN	Category	PSU
67.6	Points Per Game	64.7
69.5	Opponent Points Per Game	65.3
44.0	Field Goal Percentage	43.2
45.4	Opponent Field Goal Percentage	41.4
37.1	3-Pt. Field Goal Percentage	34.3
33.6	Opponent 3-Pt. Field Goal Percentage	35.3
71.8	Free Throw Percentage	73.2
30.8	Rebounds Per Game	35.7
366	Assists	338
271	Turnovers	342
154	Steals	146

### BIG TEN STANDINGS (THROUGH 3.6.22)

SCHOOL	CONF.	PCT.	OVERALL	PCT.	PF-PA	HOME	AWAY	NEUTRAL	STREAK
Wisconsin	15-5	.750	24-6	.800	2129-1994	12-4	9-2	3-0	L1
Illinois	15-5	.750	22-8	.733	2286-2032	13-3	7-4	2-1	W3
Purdue	14-6	.700	25-6	.806	2503-2132	16-1	5-5	4-0	W1
Iowa	12-8	.600	22-9	.710	2581-2202	15-3	6-6	1-0	L1
Ohio State	12-8	.600	19-10	.655	2146-1983	13-3	5-6	1-1	L1
Rutgers	12-8	.600	18-12	.600	2031-1956	14-3	4-9	0-0	W2
Michigan State	11-9	.550	20-11	.645	2236-2117	12-3	5-6	3-2	W1
Michigan	11-9	.550	17-13	.567	2195-2092	10-5	5-7	2-1	W1
Indiana	9-11	.450	18-12	.600	2143-1964	14-4	3-8	1-0	L2
Maryland	7-13	.350	15-16	.484	2198-2187	10-8	3-7	2-1	L1
Northwestern	7-13	.350	14-15	.483	2115-1987	10-6	3-8	1-1	W1
Penn State	7-13	.350	12-16	.429	1811-1827	10-5	1-10	1-1	L3
Minnesota	4-16	.200	13-16	.448	1959-2016	8-7	3-9	2-0	L4
Nebraska	4-16	.200	10-21	.323	2276-2442	7-12	3-8	0-1	W3

# GOPHERS VS. PSU FACTS

### LAST GOPHER WIN

FEB. 12, 2022 (MINNESOTA 76, PENN STATE 70)

### LAST PENN STATE WIN

FEB 17, 2022 (PENN STATE 67, MINNESOTA 46)

### COACHES

Ben Johnson vs. Penn State 1-1

Micah Shrewsbury vs. Minnesota 1-1

### STREAKS

CURRENT STREAK Penn State, W-1

WINS OVERALL 8 (March 6, 2004-Jan. 11, 2009)

LOSSES OVERALL 4 (Jan. 28, 2015-Jan. 14, 2017)

HOME WINS 8 (twice - last: Jan. 30, 2002-Dec. 29, 2009)

HOME LOSSES 1 (three times - last: March 8, 2015)

AWAY WINS 3 (March 2, 2005-Jan. 12, 2008)

AWAY LOSSES 4 (Jan. 15, 1994-Jan. 10, 1998)\*

\*Includes vacated games

### MISC.

MOST GOPHERS' POINTS - WIN

95 (twice - last: Minnesota 95, Penn State 84 - Jan. 15, 2018)

FEWEST GOPHERS' POINTS - WIN

62 (Minnesota 62, Penn State 60 - March 2, 1996)\*

MOST GOPHERS' POINTS - LOSS

77 (2X, most recent)

(Penn State 83, Minnesota 77 - Feb. 8, 2020)

FEWEST GOPHERS' POINTS - LOSS

46 (Penn State 67, Minnesota 46 - Feb. 17, 2022)

MOST PENN STATE POINTS - WIN

86 (Penn State 86, Minnesota 77 - Jan. 5, 2016)

FEWEST PENN STATE POINTS - WIN

52 (Penn State 52, Minnesota 50 - Jan. 14, 2017)

MOST PENN STATE POINTS - LOSS

84 (Minnesota 95, Penn State 84 - Jan. 15, 2018)

FEWEST PENN STATE POINTS - LOSS

41 (Minnesota 67, Penn State 41 - March 6, 1993)

LARGEST GOPHER WIN MARGIN

29 (Minnesota 73, Penn State 44 - March 2, 2013)

LARGEST PENN STATE WIN MARGIN

20 (Penn State 82, Minnesota 62 - Feb. 14, 2001)

### OVERTIME GAMES

Minnesota leads, 2-0

ALL-TIME BIG TEN INFORMATION

# 2022 BIG TEN MEN'S BASKETBALL TOURNAMENT

MARCH 9-13 • GAINBRIDGE FIELDHOUSE • INDIANAPOLIS, IND.



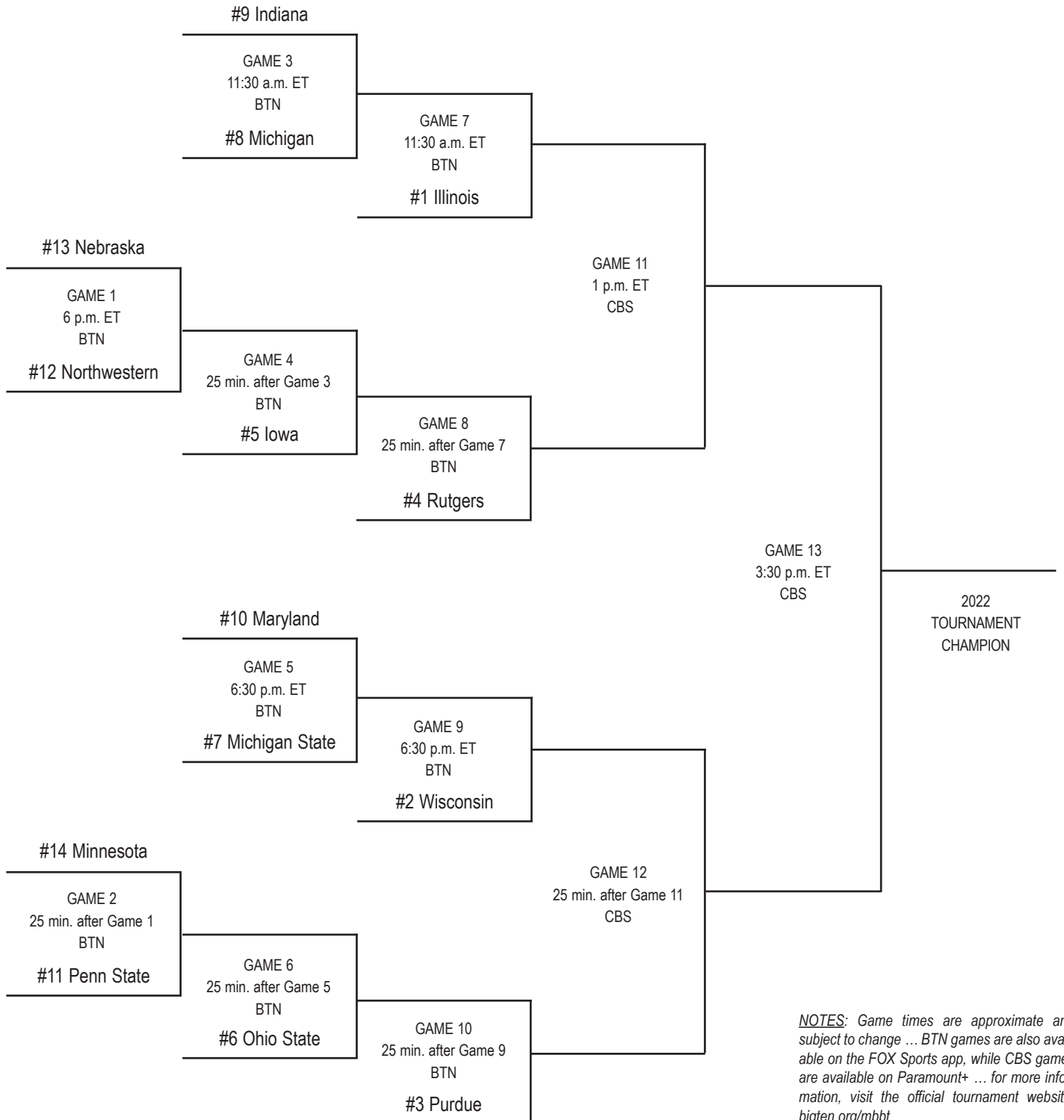
MARCH 9

MARCH 10

MARCH 11

MARCH 12

MARCH 13



*NOTES: Game times are approximate and subject to change ... BTN games are also available on the FOX Sports app, while CBS games are available on Paramount+ ... for more information, visit the official tournament website, [bigten.org/mbbt](http://bigten.org/mbbt)*

## > MINNESOTA BIG TEN TOURNAMENT RECORDS

### > INDIVIDUAL GAME RECORDS

POINTS	31	Kerwin Fleming (3/8/01 vs. Purdue)
FIELD GOALS	13	Vincent Grier (3/10/06 vs. Iowa)
FG ATTEMPTS	25	Vincent Grier (3/12/05 vs. Illinois)*
FG PCT	1.000	Colton Iverson (3/11/10 vs. Penn State)
3-PT FG	6	Joey King (3/11/15 vs. Rutgers)
3-PT FG ATT.	11	Terrance Simmons (3/8/01 vs. Purdue)
3-PT FG PCT.	1.000 (3-3)	Joey King (3/14/14 vs. Wisconsin)
FT MADE	11	Kris Humphries (4/11/04 vs. Purdue)
FT ATTEMPTS	15	Kerwin Fleming (3/8/01 vs. Purdue)
FT PCT.	1.000 (8-8)	Carlos Morris (3/11/15 vs. Rutgers)
	1.000 (7-7)	Jordan Murphy (3/15/19 vs. Purdue)
	1.000 (7-7)	Andre Hollins (3/9/12 vs. Michigan)
	1.000 (6-6)	Devoe Joseph (3/12/10 vs. Michigan State)
	1.000 (6-6)	Brent Lawson (3/11/05 vs. Indiana)
	1.000 (6-6)	Dusty Rychart (3/8/02 vs. Illinois)
REBOUNDS	16	Dusty Rychart (3/9/00 vs. Iowa)
ASSISTS	8	DeAndre Mathieu (3/11/15 vs. Rutgers)
	8	Ben Johnson (3/13/03 vs. Northwestern)
BLOCKS	5	Reggie Lynch (3/10/17 vs. Michigan State)
	5	Ralph Sampson III (3/12/09 vs. Northwestern)
STEALS	5	Kevin Nathaniel (3/4/99 vs. Illinois)

### > INDIVIDUAL CAREER RECORDS

POINTS	97	Lawrence Westbrook (2007-10)
REBOUNDS	68	Jordan Murphy (2016-19)
ASSISTS	20	DeAndre Mathieu (2014-15)
3-PT FG	16	Andre Hollins (2011-15)
3-PT FG ATT.	49	Andre Hollins (2011-15)
FT MADE	25	Lawrence Westbrook (2007-10)
FT ATTEMPTS	35	Lawrence Westbrook (2007-10)
BLOCKS	11	Damian Johnson (2007-10)
STEALS	9	Damian Johnson (2007-10)
GAMES	10	Blake Hoffarber (2008-11)
	10	Damian Johnson (2007-10)
	10	Lawrence Westbrook (2007-10)

### > TEAM GAME RECORDS

MOST POINTS	84	vs. Penn State, 3/7/02
FEWEST POINTS	40	vs. Michigan, 3/8/07
FEWEST PTS ALLOWED	42	vs. Purdue, 3/13/10
MOST POINTS ALLOWED	91	vs. Purdue, 3/8/01
FIELD GOALS	34	vs. Penn State, 3/7/02*
FG ATTEMPTS	66	vs. Michigan, 3/7/98
FG PCT	.580	vs. Penn State, 3/11/10
3-PT FG	13	vs. Purdue, 3/8/01*
3-PT FG ATT.	31	vs. Purdue, 3/8/01*
3-PT FG PCT.	.474 (9-19)	vs. Penn State, 3/11/10
FT MADE	25	vs. Illinois, 3/4/99
FT ATTEMPTS	37	vs. Illinois, 3/4/99
FT PCT.	.938 (15-16)	vs. Indiana, 3/14/08
REBOUNDS	50	vs. Purdue, 3/13/10
ASSISTS	19	vs. Iowa, 3/9/00
STEALS	13	vs. Illinois, 3/4/99
BLOCKS	11	vs. Northwestern, 3/12/09
FEWEST TURNOVERS	5	vs. Northwestern, 3/11/20
TURNOVERS FORCED	23	vs. Illinois, 3/12/05
FOULS	26	vs. Michigan State, 3/6/98

\* Big Ten Tournament record

## > MINNESOTA BY BIG TEN TOURNAMENT VENUE

BANKERS LIFE FIELDHOUSE NOW GAINBRIDGE (INDIANAPOLIS)	12-10
2002-2004-2006-2008-2009-2010-2011-2012-2014-2016, 2020	
UNITED CENTER (CHICAGO)	6-10*
1998-1999-2000-2001-2003-2005-2007-2013-2015-2019	
VERIZON CENTER (WASHINGTON, D.C.)	1-1
2017	
MADISON SQUARE GARDEN (NEW YORK, N.Y.)	0-1
2018	
LUCAS OIL STADIUM (INDIANAPOLIS)	1-1
2021	

\* Records include vacated seasons, in italics

## > MINNESOTA VS. OPPONENTS (20-23)

ILLINOIS	0-5	NORTHWESTERN	6-2
3/4/99 #11 ILL def. #6 UM, 67-64		3/5/98 #8 UM def. #9 NU, 64-56	
3/8/02 #3 ILL def. #6 UM, 92-76		3/13/03 #10 NU def. #7 UM, 76-64	
3/12/05 #1 ILL def. #5 UM, 64-56		3/13/08 #6 UM def. #11 NU, 55-52	
3/15/08 #10 ILL def. #6 UM, 54-50		3/12/09 #8 UM def. #9 NU, 66-53	
3/14/13 #8 ILL def. #9 UM, 51-49		3/10/11 #8 NU def. #9 UM, 75-65	
3/9/16 #12 ILL def. #13 UM, 85-52		3/8/12 #10 UM def. #7 NU, 75-68 (OT)	
		3/11/20 #12 UM 74 def. #13 NU, 74-57	
INDIANA	2-0	3/10/21 #13 UM def. #12 NU, 51-46	
3/11/05 #5 UM def. #4 IU, 71-55			
3/14/08 #6 UM def. #3 IU, 59-58		OHIO STATE	0-3
		3/13/10 #1 OSU def. #6 UM, 90-61	
IOWA	0-2	3/12/15 #6 OSU def. #11 UM, 79-73	
3/9/00 #7 IOWA def. #10 UM, 81-78		3/11/21 #5 OSU def. #13 UM, 79-75	
3/10/06 #2 IOWA def. #10 UM, 67-57		PENN STATE	4-0
		3/7/02 #6 UM def. #11 PSU, 84-60	
MICHIGAN	1-4	3/11/10 #6 UM def. #11 PSU, 76-55	
3/7/98 #4 MICH def. #8 UM, 85-69		3/13/14 #7 UM def. #10 PSU, 63-56	
3/9/06 #10 UM def. #7 MICH, 59-55		3/14/19 #7 UM def. #10 PSU, 77-72 (OT)	
3/8/07 #8 MICH def. #9 UM, 49-40			
3/9/12 #2 MICH def. #10 UM, 73-69 (OT)		PURDUE	3-1
3/11/17 #8 MICH def. #4 UM, 84-77		3/8/01 #8 PUR def. #9 UM, 91-77	
3/16/19 #3 MICH def. #7 UM, 76-49		3/11/04 #10 UM def. #7 PUR, 63-52	
		3/13/10 #6 UM def. #2 PUR, 69-42	
MICHIGAN STATE	3-1	3/15/19 #7 UM def. #2 PUR, 75-73	
3/6/98 #8 UM def. #1 MSU, 76-73			
3/13/09 #1 MSU def. #8 UM, 64-56		RUTGERS	1-1
3/12/10 #6 UM def. #3 MSU, 72-67 (OT)		3/11/15 #11 UM def. #14 RU, 80-68	
3/10/17 #4 UM def. #5 MSU, 63-58		2/28/18 #14 RU def. #11 UM, 65-54	
		WISCONSIN	0-2
		3/12/04 #2 UW def. #10 UM, 66-52	
		3/14/14 #2 UW def. #7 UM, 83-57	

## > MINNESOTA BY ROUND

CHAMPIONSHIP	0-1
2010	
SEMIFINALS	1-5
1998-2005-2008-2010-2017-2019	
QUARTERFINALS	6-6
1998-2002-2004-2005-2006-2008-2009-2010-2012-2014-2017-2019	
SECOND ROUND	1-2
2015-2019-2021	
FIRST ROUND	12-9
1998-1999-2000-2001-2002-2003-2004-2006-2007-2008-2009-2010-2011-2012-2013-2014-2015-2016-2018-2020	

## > MINNESOTA BY SEED

#4	1-1	#8	3-2	#12	1-0
2017		1998-2009		2020	
#5	1-1	#9	0-4	#13	1-2
2005		2001-2007-2011-2013		2016-2021	
#6	6-4	#10	3-4		
1999-2002-2008-2010		2000-2004-2006-2012			
#7	3-3	#11	1-2		
2003-2014-2019		2015-2018			



## 2021-22 NUMERICAL ROSTER

NO	NAME	POS	HT	WT	YR	HOMETOWN	HIGH SCHOOL/PREVIOUS
0	Payton Willis	G	6-4	195	Sr.	Fayetteville, Ark.	Fayetteville/College of Charleston/Vanderbilt
1	Eric Curry	F	6-9	245	R-Sr.	Memphis, Tenn.	Southwest Christian Academy
2	Abdoulaye Thiam	G	6-3	185	Fr.	Orlando, Fla.	Dr. Phillips/Indian River State College
3	Joey Kern	G	6-1	170	Sr.	Norwalk, Iowa	Dowling Catholic/Johns Hopkins
5	Isaiah Ihnen	F	6-9	215	Jr.	Boeblingen, Germany	IBA Munich
10	Jamison Battle	F	6-7	225	So.	Robbinsdale, Minn.	DeLaSalle/George Washington
11	Jackson Purcell	G	6-5	195	Fr.	Apple Valley, Minn.	Eastview
12	Luke Loewe	G	6-4	190	Sr.	Fond du Lac, Wis.	Fond du Lac/William & Mary
15	Charlie Daniels	F/C	6-9	230	Sr.	Jacksonville, Fla.	Potter's House Christian Academy/Stephen F. Austin
20	Eyljah Stephens	G	6-3	190	Sr.	Plantation, Fla.	Saint Thomas Aquinas/Lafayette
22	Danny Ogele	F	6-7	220	Sr.	Chicago, Ill.	Saint Ignatius Prep/Mercyhurst/Navy
23	Parker Fox	F	6-8	220	Jr.	Mahtomedi, Minn.	Mahtomedi/Northern State
24	Sean Sutherlin	G	6-5	205	Sr.	New Brighton, Minn.	Irondale/New Hampshire
25	Will Ramberg	G	6-5	205	So.	Grand Marais, Minn.	Cook County/McGill
42	Treyton Thompson	C	7-0	210	Fr.	Glenwood, Minn.	La Lumiere School

**Head Coach:** Ben Johnson (Minnesota, 2005, First Year)

**Assistant Coaches:** Dave Thorson (Hamline University, '89), Marcus Jenkins (Air Force, '04), Jason Kemp (University of Wisconsin-La Crosse, '04)

**Assistant AD, Basketball Operations:** Ryan Livingston (Eastern, 2004)

**Video Coordinator:** Josh Adel (Florida, 2012)

**Recruiting Coordinator:** Collin Southworth (Xavier, 2019)

**Quality Control:** Kelsey Steinhagen (University of Wisconsin-Stout, 2007)

**Graduate Manager:** Andre Hollins (Minnesota, 2014)

**Strength & Conditioning Coach:** Steve Felde (Concordia, Wis, 2003)

**Athletic Trainer:** Ryan Dotson (Purdue, 2009)

## 2021-22 NUMERICAL ROSTER (PRONUNCIATION)

10	Jamison Battle
1	Eric Curry
15	Charlie Daniels
23	Parker Fox
5	Isaiah Ihnen (EE-nin)
3	Joey Kern
12	Luke Loewe (LOW-ee)
22	Danny Ogele (oh-GEL-aye)
11	Jackson Purcell
25	Will Ramberg
20	Eyljah Stephens (EE-lie-jjah)
24	Sean Sutherlin
2	Abdoulaye Thiam (ahb-DOO-lay THEE-am)
42	Treyton Thompson
0	Payton Willis

### Roster Breakdown:

#### Seniors

Eric Curry  
Charlie Daniels  
Joey Kern  
Luke Loewe  
Danny Ogele  
Eyljah Stephens  
Sean Sutherlin  
Payton Willis

#### Juniors

Parker Fox  
Isaiah Ihnen

#### Sophomores

Jamison Battle  
Will Ramberg

#### Freshmen

Jackson Purcell  
Abdoulaye Thiam  
Treyton Thompson

#### By State or Country

##### Arkansas (1)

Payton Willis

##### Florida (3)

Charlie Daniels  
Eyljah Stephens  
Abdoulaye Thiam

##### Illinois (1)

Danny Ogele

##### Iowa (1)

Joey Kern

##### Minnesota (6)

Jamison Battle  
Parker Fox  
Jackson Purcell  
Will Ramberg  
Sean Sutherlin  
Treyton Thompson

##### Tennessee (1)

Eric Curry

##### Wisconsin (1)

Luke Loewe

##### Germany (1)

Isaiah Ihnen

## SIGNING DAY

University of Minnesota head men's basketball coach Ben Johnson announced in November the addition of future Gophers Braeden Carrington, Joshua Ola-Joseph and Pharrel Payne. Each signed their National Letter of Intent to join the men's basketball program for the 2022-23 season.

## BRAEDEN CARRINGTON

6-4 • BROOKLYN PARK, MINN.

Carrington, a 6-4, 170-pound guard, hails from Brooklyn Park, Minn. Playing for former Gopher assistant James Ware at Park Center High School, Carrington averaged 18.1 points as a junior last season. Despite missing games due to injury, Carrington still maintained four 30-point performances. He also scored in double figures 15 of 19 times as the Pirates went 16-5 last year. For his efforts, Carrington was also named to the Star Tribune All-Metro Second Team. This past summer with Grassroots Sizzle, Carrington guided the team to a successful season. Carrington is ranked as the 140th recruit nationally in the 2022 class.

## JOHNSON ON CARRINGTON:

*"We're so excited to have Braeden as a Gopher. He was the first to commit to our program and really bought into what we're trying to do here. He's an unbelievable kid and competes at a high level and loves to win. Coming from a great high school program, he's really skilled, can shoot the ball and has a knack for scoring. He understands and loves the game. Being close to home is special to him and excited to get him on campus."*



## JOSHUA OLA-JOSEPH

6-6 • OSSEO, MINN.

Ola-Joseph, a 6-6, 200-pound forward, hails from Osseo, Minn. Last year with Osseo High School with coach Tim Theisen, Ola-Joseph averaged 16.7 points per game, 6.7 rebounds, 2.0 assists and 3.0 blocks. He also shot 56 percent from the field and scored double-digit points in 18 of 20 games last season. Ola-Joseph produced 20-plus points in five games and a 30-point game last season. As a sophomore, he averaged 13.5 points per game and held a 36-point game that season. He also played with D1 Minnesota's AAU program and is listed as the 166th recruit nationally.

## JOHNSON ON OLA-JOSEPH:

*"Joshua has a blue-collar, warrior mindset," Johnson said. "He's athletic, tough, hard nosed and versatile. His best basketball is ahead of him and competes every day. High energy and passion for the game, he's driven to get better and win. He's looking at this opportunity to be able to build this program to where we want it to be and has a lot of state pride."*



## PHARREL PAYNE

6-9 • COTTAGE GROVE, MINN.

Payne, a 6-9, 230-pound forward, hails from Cottage Grove, Minn. Playing for Mike Weah at Park High School Cottage Grove, Payne averaged 15 points per game and 10 rebounds last season. Payne had a breakout AAU season this past summer with Minnesota Select under the direction of former Gopher Mitch Ohnstad. Last season with the Wolfpack, he scored double-digits in 16 of 20 games as he helped the team to an 11-10 record. Payne is listed as the 83rd recruit nationally.

## JOHNSON ON PAYNE:

*"Pharrel is extremely underrated and undervalued in my opinion," Johnson said. "He stuck out immediately when we saw him and has tremendous upside. He's physically going to be ready to play as a true freshman. He can play inside, out and has an unbelievable motor. The sky's the limit for Pharrel."*





MINNESOTA WHEN...

	21-22	20-21
Home	8-7	13-4
Away	3-9	0-10
Neutral	2-0	1-1
Nonconference (inc. post-season)	9-0	7-0
Big Ten Conference	4-16	6-14
Big Ten Tournament	0-0	1-1
Leading at half	9-2	12-4
Trailing at half	3-14	2-11
Tied at half	1-0	-
Leading with 5:00 left	11-0	9-0
Trailing with 5:00 left	1-16	4-14
Tied with 5:00 left	0-0	1-1
Overtime	1-0	2-1
Shooting 50% or better from field	7-1	—
Shooting less than 50% from field	6-15	14-15
Opp. shoot 50% or better from field	3-6	0-10
Opp. shoot less than 50% from field	10-10	14-5
Make more 3s than opponent	11-5	8-6
Opponent makes more 3s	1-6	4-7
3s are equal	1-5	2-2
More FT attempts than opponent	8-5	10-5
Opponent had more FT attempts	4-10	4-9
FT attempts are equal	1-1	0-1
Out-rebound opponent	4-2	8-3
Out-rebounded by opponent	7-14	5-12
Rebounds are equal	2-0	—
Fewer turnovers than opponent	8-12	10-1
More turnovers than opponent	5-4	4-4
Turnovers are equal	0-0	0-1
Bench outscores opponent's bench	3-2	3-5
Opponent's bench outscores MN bench	10-14	9-9
Bench points are equal	0-0	2-1
Score 70 points or more	10-4	12-7
Score fewer than 70 points	3-12	2-8
Hold opponent to less than 70 points	9-3	10-3
Opponent scores 70 points or more	4-12	4-12
Score 80 points or more	2-1	7-0
Games decided by 1-5 points	4-3	4-3
Games decided by 6-10 points	4-3	3-3
Games decided by 11-15 points	3-7	1-3
Games decided by more than 15 points	2-3	6-6
November	6-0	3-0
December	4-1	6-2
January	1-6	2-4
February	2-7	2-6
March	0-2	1-3
On FOX	0-0	0-2
On CBS, TruTV, TNT, TBS	0-0	—
On ESPN, ESPN2 or ESPNU	4-1	3-1
On Big Ten Network	6-14	8-10
On FS1	1-1	2-2
Other/Internet	2-0	1-0
vs. ranked opponents	0-7	5-6
vs. unranked opponents	12-9	8-9
Day Games	3-6	4-5
Night Games	10-10	10-10
Weekday Games	4-10	10-9
Weekend Games	9-6	4-6

2021-22 STARTING LINEUPS

Games	G	G	G	F	F/C	Record
1-14, 18, 20-24, 26-27, 29	Willis	Stephens	Loewe	Battle	Curry	11-10
15, 17, 19, 28	Willis	Stephens	Loewe	Battle	Daniels	0-4
16	Willis	Sutherlin	Loewe	Thompson	Daniels	1-0
25	Loewe	Stephens	Sutherlin	Battle	Curry	1-1

MISCELLANEOUS STATISTICS

DUNK -0- METER	SEASON (MN CAREER)	STARTS	SEASON (MN CAREER)
Sean Sutherlin	8 (8)	Eric Curry	23 (36)
Jamison Battle	9 (9)	Payton Willis	27 (52)
Payton Willis	4 (4)	Jamison Battle	28 (28)
Elylijah Stephens	4 (4)	Luke Loewe	29 (29)
Charlie Daniels	3 (3)	Elylijah Stephens	28 (28)
Treyton Thompson	2 (2)	Charlie Daniels	5 (5)
Eric Curry	1 (9)	Sean Sutherlin	2 (2)
		Treyton Thompson	1 (1)
DOUBLE DOUBLES	SEASON (MN CAREER)	GAMES MISSED <small>(INJURY/ILLNESS/OTHER)</small>	SEASON (MN CAREER)
Jamison Battle	5 (5)	Sean Sutherlin	2 (2)
Payton Willis	3 (3)	Danny Ogele	2 (2)
Isaiah Ihnen	(2)	Eric Curry	4 (25)
		Joey Kern	3 (3)
		Jamison Battle	1 (1)
		Elylijah Stephens	1 (1)
		Payton Willis	1 (1)
		Will Ramberg	2 (2)
DOUBLE-FIGURE SCORING	SEASON (MN CAREER)	FOULED OUT	SEASON (MN CAREER)
Jamison Battle	27 (27)	Eric Curry	1 (4)
Payton Willis	23 (33)	Luke Loewe	1 (1)
Elylijah Stephens	15 (15)	Jamison Battle	1 (1)
Luke Loewe	10 (10)	Sean Sutherlin	1 (1)
Eric Curry	8 (17)	Payton Willis	(1)
Sean Sutherlin	9 (9)		
Treyton Thompson	1 (1)		
DOUBLE-FIGURE REBOUNDS	SEASON (MN CAREER)		
Jamison Battle	4 (4)		
Payton Willis	1 (1)		
Isaiah Ihnen	(4)		
Eric Curry	2 (5)		
DOUBLE-FIGURE ASSISTS	SEASON (MN CAREER)		
Payton Willis	3 (3)		

Largest Victory	29	vs. Purdue Fort Wayne (11/19/21)
Largest Defeat	25	at Ohio State (2/15/22)
Largest Halftime Lead	19	vs. Texas A&M CC (12/14/21)
Largest Halftime Deficit	16	vs. Iowa (1/16/22)
Most Points In First Half	46	vs. Texas A&M CC (12/14/21)
Most Points In Second Half	47	vs. Purdue Fort Wayne (11/19/21)
Most Points Allowed In First Half	51	vs. Purdue (2/2/22)
Most Points Allowed In Second Half	47	at Ohio State (2/15/22)
Best Field Goal Pct. In A Half	62.5	vs. Texas A&M CC (12/14/21)
Best Field Goal Pct. In A Game	58.1	vs. Texas A&M CC (12/14/21)
Best Field Goal Pct. In a Big Ten Game	55.8	vs. Northwestern (2/19/22)
Largest Lead	30	vs. Purdue Fort Wayne (11/19/21)
Largest Lead On Road	16	at Michigan (12/11/21)
Largest Lead - Neutral Site	16	vs. Western Kentucky (11/12/21)
Largest Deficit	28	vs. Illinois (1/4/22)

Minnesota Game-By-Game

Opponent	Date	Score	FG-FGA	PCT	Three-Pointers		Free-Throws		Rebound and Average										
					3FG-3FGA	PCT	FT-FTA	PCT	OFF	DEF	TOT	AVG	PF	A	TO	BLK	STL	PTS	AVG
Kansas City	11/9	W, 71-56	24-52	.462	8-22	.364	15-20	.750	5	28	33	33.0	14	17	9	6	8	71	71.0
vs Western Ky.	11/12	W, 73-69	24-59	.407	12-31	.387	13-18	.722	9	30	39	36.0	15	11	12	1	7	73	72.0
vs Princeton	11/14	W, (20T) 87-80	34-63	.540	4-10	.400	15-29	.517	3	42	45	39.0	16	6	14	5	10	87	77.0
Purdue FW	11/19	W, 78-49	28-57	.491	8-22	.364	14-18	.778	4	32	36	38.3	10	16	12	6	8	78	77.3
Jacksonville	11/24	W, 55-44	23-54	.426	4-19	.211	5-6	.833	3	25	28	36.2	9	11	10	2	7	55	72.8
at Pittsburgh	11/30	W, 54-53	22-59	.373	7-19	.368	3-5	.600	9	24	33	35.7	16	11	7	1	2	54	69.7
at Mississippi St.	12/5	W, 81-76	29-59	.492	12-29	.414	11-13	.846	4	23	27	34.4	12	15	4	3	4	81	71.3
#17 Mich St.	12/8	L, 67-75	27-68	.397	6-23	.261	7-9	.778	9	20	29	33.8	16	17	3	3	7	67	70.8
at Michigan	12/11	W, 75-65	29-57	.509	6-18	.333	11-16	.688	5	23	28	33.1	14	2	4	1	2	75	71.2
vs. TAMCC	12/14	W, 79-71	25-43	.581	11-21	.524	18-23	.783	6	36	42	34.0	14	23	28	4	5	79	72.0
vs. Green Bay	12/22	W, 72-56	26-52	.500	6-16	.375	14-17	.824	5	23	28	33.5	10	16	5	3	6	72	72.0
vs. Illinois	1/4	L, 53-76	22-62	.355	3-15	.200	6-13	.462	6	20	26	32.8	16	10	7	2	11	53	70.4
at Indiana	1/9	L, 60-73	23-60	.383	5-25	.200	9-12	.750	7	27	34	32.9	17	6	5	2	5	60	69.6
at #11 Mich St	1/12	L, 69-71	27-62	.435	6-18	.333	9-14	.643	12	20	32	32.9	14	11	8	5	4	69	69.6
vs. Iowa	1/16	L, 71-81	28-55	.509	6-16	.375	9-14	.643	7	24	31	32.7	18	12	14	2	5	71	69.7
vs. Rutgers	1/22	W, 68-65	26-48	.542	13-24	.542	3-4	.750	10	17	27	32.4	11	18	15	1	5	68	69.6
vs. #16 Ohio State	1/27	L, 64-75	24-55	.436	8-24	.333	8-11	.727	6	16	22	31.8	12	16	2	3	1	64	69.2
at #11 Wisconsin	1/30	L, 60-66	23-53	.434	6-18	.333	8-9	.889	4	26	30	31.7	17	4	11	2	4	60	68.7
vs. #4 Purdue	2/2	L, 73-88	27-58	.466	11-22	.500	8-12	.667	4	19	23	31.2	15	16	5	3	4	73	68.9
at Iowa	2/6	L, 59-71	22-61	.361	9-23	.391	6-9	.667	11	29	40	31.7	9	9	12	4	4	59	68.5
at Nebraska	2/9	L, 65-78	22-56	.393	7-21	.333	14-17	.824	8	29	37	31.9	19	7	18	4	4	65	68.3
vs. Penn State	2/12	W, 76-70	28-58	.483	8-16	.500	12-13	.923	2	19	21	31.4	10	20	3	1	4	76	68.6
at #18 Ohio St	2/15	L, 45-70	16-52	.308	5-19	.263	8-11	.727	6	23	29	31.3	12	6	13	2	8	45	67.6
at Penn State	2/17	L, 46-67	17-53	.321	7-19	.368	5-11	.455	4	22	26	31.1	9	9	8	2	5	46	66.7
vs. Northwestern	2/19	W, 77-60	29-52	.558	11-23	.478	8-12	.667	5	32	37	31.3	15	22	15	2	5	77	67.1
vs. #13 Wisconsin	2/23	L, 67-68	23-50	.460	8-19	.421	13-19	.684	4	15	19	30.8	20	18	6	3	4	67	67.1
vs. Indiana	2/27	L, 79-84	27-58	.466	14-36	.389	11-14	.786	4	24	28	30.7	15	17	8	0	6	79	67.6
at Maryland	3/2	L, 73-84	26-66	.394	11-28	.393	10-12	.833	12	21	33	30.8	16	7	7	2	4	73	67.8
at Northwestern	3/6	L, 62-75	23-63	.365	7-21	.333	9-12	.750	4	27	31	30.8	19	13	6	4	5	62	67.6

Individual Points-Rebounds-Assists

Opponent (Date)	0	1	2	3	10	12	15	20	22	24	25	42
	WILLIS	CURRY	THIAM	KERN	BATTLE	LOEWE	DANIELS	STEPHENS	OGELE	SUTHERLIN	RAMBERG	THOMPSON
Kansas City (11/9)	13-1-6	7-7-2	DNP	DNP	18-3-1	9-2-3	3-4-1	13-6-3	DNP	8-5-1	0-0-0	DNP
vs Western Ky. (11/12)	19-6-1	11-7-3	DNP	DNP	20-6-2	5-3-5	0-1-0	18-5-0	DNP	0-3-0	DNP	DNP
vs Princeton (11/14)	29-10-2	8-6-0	0-0-0	DNP	24-11-0	7-5-2	0-4-0	5-1-2	DNP	14-6-0	DNP	0-0-0
Purdue FW (11/19)	5-5-5	4-6-1	4-0-0	0-0-0	13-4-1	12-5-5	4-1-1	14-2-1	0-2-0	19-7-2	3-0-0	0-2-0
Jacksonville (11/24)	17-6-3	5-8-3	0-0-1	DNP	14-7-1	2-0-1	0-1-0	7-5-1	0-0-0	10-1-1	0-0-0	0-0-0
at Pittsburgh (11/30)	15-4-3	6-5-1	DNP	DNP	16-7-0	2-3-3	2-0-1	9-5-1	0-1-0	4-4-2	DNP	DNP
at Miss St. (12/5)	24-4-7	12-5-1	0-0-0	DNP	20-5-1	11-3-4	2-3-1	12-4-1	DNP	DNP	0-0-0	DNP
Mich St. (12/8)	9-2-5	18-5-3	DNP	DNP	17-8-1	6-3-2	2-2-1	7-2-4	DNP	8-2-1	DNP	DNP
at Michigan (12/11)	17-5-0	2-4-1	DNP	DNP	27-7-0	14-4-1	0-0-0	13-4-0	DNP	2-1-0	0-0-0	DNP
vs. TAMCC (12/14)	17-4-3	5-12-4	2-2-0	DNP	16-8-3	12-3-5	1-2-3	16-6-3	0-1-0	9-3-2	0-0-0	1-0-0
vs. Green Bay (12/22)	14-4-10	11-10-2	0-1-0	DNP	23-6-2	5-1-1	0-0-0	7-0-0	DNP	12-3-1	DNP	0-0-0
vs. Illinois (1/4)	9-5-2	10-5-1	2-1-0	DNP	10-2-0	6-2-1	5-1-1	7-2-4	0-1-0	2-1-1	2-2-0	0-1-0
at Indiana (1/9)	18-5-2	4-8-0	DNP	DNP	19-6-0	0-3-4	3-2-0	12-3-0	DNP	4-3-0	0-0-0	DNP
at Michigan State (1/12)	15-5-2	19-7-1	DNP	DNP	13-7-0	2-2-3	2-3-0	18-6-4	DNP	0-0-1	0-0-0	DNP
vs. Iowa (1/16)	11-6-4	DNP	2-0-1	DNP	20-8-2	4-0-0	4-5-3	22-2-1	DNP	DNP	0-2-1	8-2-0
vs. Rutgers (1/22)	32-3-7	DNP	0-0-0	DNP	DNP	19-2-3	2-6-6	DNP	0-0-0	5-4-1	DNP	10-6-1
vs. Ohio State (1/27)	12-3-7	DNP	DNP	DNP	15-6-1	11-0-1	2-1-1	5-3-3	2-1-0	12-4-1	DNP	5-4-2
at Wisconsin (1/30)	17-3-2	8-6-1	DNP	DNP	14-10-0	4-0-0	2-4-0	11-3-0	DNP	4-3-1	DNP	0-0-0
vs Purdue (2/2)	24-5-10	3-3-3	DNP	DNP	21-4-0	11-3-1	2-0-0	7-1-0	0-2-0	0-1-2	DNP	5-0-0
at Iowa (2/6)	16-8-3	8-8-3	0-0-0	DNP	2-5-0	19-4-2	0-2-0	9-5-1	0-1-0	5-0-0	DNP	0-2-0
at Nebraska (2/9)	13-7-5	7-5-0	0-0-0	DNP	21-10-1	7-3-0	0-3-0	6-1-0	0-0-0	11-5-0	DNP	0-0-1
vs. Penn State (2/12)	18-6-10	22-1-2	DNP	DNP	8-4-0	11-2-4	0-0-0	13-2-3	DNP	4-2-1	DNP	DNP
at Ohio State (2/15)	5-7-1	2-2-3	0-0-0	DNP	11-5-1	12-3-0	3-4-0	0-0-1	DNP	7-5-0	0-0-0	5-1-0
at Penn State (2/17)	5-1-2	1-4-1	2-0-0	DNP	16-3-1	8-1-2	2-2-0	7-3-2	0-0-0	5-7-0	DNP	0-3-1
vs. Northwestern (2/19)	DNP	3-4-1	0-0-0	0-1-0	21-14-5	24-2-7	0-1-0	15-8-4	0-0-0	11-6-5	0-0-0	3-1-0
vs. #13 Wisconsin (2/23)	13-4-6	5-5-4	DNP	DNP	17-4-0	6-1-5	2-0-3	13-1-0	DNP	11-3-0	DNP	0-0-0
vs. Indiana (2/27)	28-3-7	6-7-2	DNP	DNP	13-7-1	5-4-2	0-0-0	14-1-3	DNP	13-5-2	DNP	DNP
at Maryland (3/2)	21-4-1	DNP	DNP	DNP	39-4-2	5-2-1	0-1-1	4-8-2	0-0-0	4-8-0	0-0-0	0-0-0
at Northwestern (3/6)	16-8-7	3-5-1	0-0-0	DNP	20-6-2	3-4-2	0-0-0	12-2-1	DNP	8-4-0	DNP	0-0-0

# THE LAST TIME...

## > TEAM RECORDS

RANKED IN A.P. TOP 25	Jan. 25, 2021 (No. 21)
RANKED IN USA TODAY TOP 25	Jan. 25, 2021 (No. 20)
DEFEATED AN A.P. NO. 1 TEAM	Feb. 27, 2013 (Minnesota 77, No. 1 Indiana 73)
DEFEATED AN A.P. TOP 5 TEAM	Dec. 25, 2020 (Minnesota 102, No. 4 Iowa 95 OT)
DEFEATED AN A.P. TOP 10 TEAM	Jan. 16, 2021 (No. 23 Minnesota 75, No. 7 Michigan 57)
DEFEATED AN A.P. TOP 25 TEAM	Feb. 11, 2021 (Minnesota 71, No. 24 Purdue 68)
DEFEATED TWO A.P. TOP 5 TEAMS	2020-21 Season (Beat No. 4 Iowa and No. 7 Michigan)
DEFEATED A HIGHER RANKED TEAM ON THE ROAD (when ranked)	
Feb. 12, 1994	(#23 Minnesota 109, #21 Wisconsin 78 in Madison, Wis.)
DEFEATED A RANKED TEAM ON THE ROAD (when unranked)	
Jan. 3, 2019	(Minnesota 59, No. 22 Wisconsin 52 in Madison, Wis.)
DEFEATED A HIGHER RANKED TEAM AT NEUTRAL SITE (when ranked)	
Nov. 26, 2009	(#16 Minnesota 82, #10 Butler 73 in Anaheim, Calif.)
DEFEATED A RANKED TEAM AT NEUTRAL SITE (when unranked)	
Mar. 15, 2019	(Minnesota 75, #13 Purdue 73 - BTT)
SCORED 100 POINTS IN A GAME	Dec. 25, 2020 (Minnesota 102, No. 4 Iowa 95)
ALLOWED 100 POINTS IN A GAME	Feb. 20, 1988 (Iowa 107, Minnesota 86)
HELD OPPONENT TO LESS THAN 50 POINTS - WIN	
Nov. 24, 2021	(Minnesota 55, Jacksonville 44)
HELD OPPONENT TO LESS THAN 50 POINTS - LOSS	
Jan. 26, 2013	(Wisconsin 45, Minnesota 44)
HELD OPPONENT TO LESS THAN 40 POINTS	Nov. 9, 2012 (Minnesota 72, American 36)
HELD OPPONENT UNDER 20 POINTS IN A HALF	Dec. 28, 2020 (Michigan State - 16 in 1st)
HELD OPPONENT UNDER 15 POINTS IN A HALF	Jan. 3, 2019 (Wisconsin - 14 in 1st)
DEFEATED A TEAM BY 30 POINTS	Nov. 25, 2020 (Minnesota 99, Green Bay 69)
DEFEATED A TEAM BY 20 POINTS	Nov. 19, 2021 (Minnesota 78, Purdue Ft. Wayne 49)
SHOT 70 PERCENT FROM THE FIELD	Feb. 11, 1984 (.714, vs. Indiana - 30 of 42)
SHOT 60 PERCENT FROM THE FIELD	Nov. 6, 2018 (.629 vs. Omaha - 39 of 62)
MADE 10 THREE-POINTERS IN A GAME	March 2, 2022 (11 vs. Maryland)
HAD 50 REBOUNDS IN A GAME	Dec. 28, 2020 (52 vs Michigan State)
HAD 30 ASSISTS IN A GAME	Mar. 8, 2020 (32 vs. Nebraska)*
HAD 20 ASSISTS IN A GAME	Feb. 12, 2022 (20 vs. Penn State)
HAD 15 STEALS IN A GAME	Feb. 7, 2015 (17 vs. Purdue)
HAD 10 STEALS IN A GAME	Jan. 4, 2022 (11 vs. Illinois)
BLOCKED 10 SHOTS IN A GAME	Jan. 3, 2018 (10 vs. Illinois)
COMMITTED FEWER THAN 5 TURNOVERS	Dec. 11, 2021 (4 at Michigan)
FORCED 30 TURNOVERS	Dec. 28, 2007 (30 vs. Nicholls State)
FORCED 25 TURNOVERS	Dec. 8, 2014 (25 vs. North Dakota)
FORCED 20 TURNOVERS	Nov. 19, 2021 (20 vs. Purdue Ft. Wayne 49)
HAD SIX PLAYERS SCORE IN DOUBLE FIGURES	Nov. 22, 2016 vs. Arkansas (Amir Coffey-19, Nate Mason-13, Eric Curry-12, Akeem Springs-11, Jordan Murphy-10, Reggie Lynch-10)
HAD FIVE PLAYERS SCORE IN DOUBLE FIGURES	Dec. 5, 2021 at Mississippi State (Payton Willis-24, Jamison Battle-20, Eric Curry-12, EJ Stephens-12, Luke Loewe-11)
TWO PLAYERS WITH DOUBLE-DOUBLES IN THE SAME GAME	Nov. 22, 2021 vs. Green Bay (Eric Curry - 11 points, 10 rebounds; Payton Willis - 14 points, 10 assists)
THREE PLAYERS WITH DOUBLE-DOUBLES IN THE SAME GAME	
Dec. 11, 2018 vs. North Florida (Jordan Murphy - 20 points, 18 rebounds; Isaiah Washington - 14 points, 13 assists; Daniel Oturu - 13 points, 11 rebounds)	
WON A GAME WITH THE LAST SHOT IN THE GAME	Nov. 30, 2021 (Luke Loewe jumper with 2.4 seconds left at Pittsburgh)
WON A GAME WITH MINNESOTA'S LAST SHOT	Feb 11, 2021 (Marcus Carr 3-pointer with 7.0 seconds left vs. Purdue)

## > OVERTIME

PLAYED AN OVERTIME GAME	Nov. 14, 2021 (Minnesota 87, Princeton 80 2OT)
PLAYED A DOUBLE OVERTIME GAME	Nov. 14, 2021 (Minnesota 87, Princeton 80 2OT)
PLAYED A TRIPLE OVERTIME GAME	Feb. 5, 2014 (Purdue 77, Minnesota 74 3OT)
WON AN OVERTIME GAME	Nov. 14, 2021 (Minnesota 87, Princeton 80 2OT)
LOST AN OVERTIME GAME	March 6, 2021 (Rutgers 77, Minnesota 70 OT)

\* - school record

## > MINNESOTA INDIVIDUAL RECORDS

TRIPLE-DOUBLE	Mychal Thompson (34 pts, 12 reb, 12 blocks vs. Ohio State), 1/26/1976
DOUBLE-DOUBLE (PTS-AST)	Payton Willis (18 pts., 10 ast., vs. Penn State), 2/12/2022
DOUBLE-DOUBLE (PTS-RBS)	Jamison Battle (21 pts., 14 rbs., vs. Northwestern), 2/19/2022
40 OR MORE POINTS IN A GAME	Marcus Carr (41 at Nebraska), 2/27/2021
35 POINTS IN A GAME	Jamison Battle (39 at Maryland), 3/2/2022
30 POINTS IN A GAME	Jamison Battle (39 at Maryland), 3/2/2022
25 POINTS IN A GAME	Jamison Battle (39 at Maryland), 3/2/2022
25 POINTS IN A HALF	Marcus Carr (28 in 2nd half vs. Ohio State), 12/15/2019
20 POINTS IN A HALF	Jamison Battle (21 in second half at Michigan), 12/11/2021
20 REBOUNDS IN A GAME	Daniel Oturu (20 vs. FIU), 12/28/2019
15 REBOUNDS IN A GAME	Daniel Oturu (16 at Indiana), 3/4/2020
15 ASSISTS IN A GAME	Arriel McDonald (16 vs. Wisconsin), 1/12/1994
10 ASSISTS IN A GAME	Payton Willis (18 pts., 10 ast., vs. Penn State), 2/12/2022
FIVE THREE-POINTERS IN A GAME	Jamison Battle (7 at Maryland), 3/2/2022
15 FREE THROWS MADE IN A GAME	Trevor Mbakwe (16 vs. Fairfield), 11/17/2011
10 FREE THROWS MADE IN A GAME	Marcus Carr (13 at Penn State), 3/3/2021
10 FREE THROWS MADE IN CONSECUTIVE GAMES	Marcus Carr (13 at Nebraska, 13 at Penn State), 2-27/21-3/3/2021
FIVE STEALS IN A GAME	Gabe Kalschur (5 vs. FIU), 12/28/2019
FIVE BLOCKS IN A GAME	Liam Robbins (6 at Purdue), 1/30/2021
10 BLOCKS IN A GAME	Reggie Lynch (11 vs. Penn State), 2/25/2017
30 POINTS AND 10 ASSISTS IN A GAME	Nate Mason (31 pts., 11 ast., at Purdue), 1/1/2017
20 POINTS AND 10 ASSISTS IN A GAME	Payton Willis (24 pts., 10 ast., vs. Purdue), 2/2/2022
20 POINTS AND 20 REBOUNDS IN A GAME	Daniel Oturu (21 pts., 20 rbs., vs. FIU), 12/28/2019
20 POINTS AND 10 REBOUNDS IN A GAME	Jamison Battle (21 pts., 14 rbs., vs. Northwestern), 2/19/2022
CONSECUTIVE 30-POINT GAMES	Marcus Carr (32 vs. SLU; 30 vs. Iowa), 12/20-12/25/2020
CONSECUTIVE 20-POINT GAMES	Jamison Battle (20 vs. WKU, 11/12/21; 24 vs. Princeton, 11/14/21)
THREE STRAIGHT 20-POINT GAMES	Marcus Carr (21 vs Northwestern; 41 at Nebraska; 22 at Penn State), 2/25-3/3/2021
FOUR STRAIGHT 20-POINT GAMES	Daniel Oturu (22 at Northwestern; 28 vs. Maryland; 26 at Wisconsin; 24 at Indiana), 2/23-3/4/2020
FIVE STRAIGHT 20-POINT GAMES	Amir Coffey (31 at Northwestern; 32 vs. Purdue; 23 at Maryland; 22 vs. Penn State - BTT; 21 vs. Purdue - BTT), 2/28-3/15/2019

## > OPPONENT INDIVIDUAL RECORDS

TRIPLE-DOUBLE	Ayo Dosunmu (19 pts., 10 rbs., 10 assists), Illinois, 2/20/2021
DOUBLE-DOUBLE	Pete Nance (19 pts, 13 reb) at Northwestern, 3/6/2022
40 OR MORE POINTS IN A GAME	Collin Sexton, Alabama (40), 11/25/2017
30 POINTS IN A GAME	Luka Garza, Iowa (33), 1/10/2021
25 POINTS IN A GAME	Geo Baker, Rutgers (25) 1/22/22
20 REBOUNDS IN A GAME	Caleb Swanigan, Purdue (22), 1/1/2017
15 REBOUNDS IN A GAME	Keegan Murray (24 pts, 15 reb), at Iowa, 2/6/2022
15 ASSISTS IN A GAME	Bryant McIntosh, Northwestern (16), 1/10/2018
10 ASSISTS IN A GAME	Ayo Dosunmu, Illinois (10), 2/20/2021
FIVE THREE-POINTERS IN A GAME	Geo Baker, Rutgers (25) 1/22/22
10 FREE THROWS MADE IN A GAME	Boo Buie, Northwestern (12), 2/25/2021
FIVE STEALS IN A GAME	Trent Frazier, Illinois (6), 2/20/2021
FIVE BLOCKS IN A GAME	Xavier Tillman, Michigan State (5), 1/9/2020
20 POINTS AND 10 REBOUNDS IN A GAME	Keegan Murray (24 pts, 15 reb), at Iowa, 2/6/2022





# BEN JOHNSON

HEAD COACH | FIRST YEAR HEAD COACH | GOLDEN GOPHER ALUM

## JOHNSON AT A GLANCE

Hometown	Minneapolis
High School	DeLaSalle (Minneapolis)
College	Minnesota, 2005 (B.S. Sociology)

## COLLEGIATE COACHING EXPERIENCE

2021-present	Head Coach, Minnesota
2018-21	Assistant Coach, Xavier
2013-18	Assistant Coach, University of Minnesota
2012-13	Assistant Coach, University of Nebraska
2008-12	Assistant Coach, Northern Iowa
2006-08	Assistant Coach, Texas-Pan American
2005-06	Graduate Assistant, University of Dayton

## COACHING ACCOLADES

- Named the Minnesota head coach on March 22, 2021 after a three-year stint at Xavier
- Helped Xavier to consecutive top-30 recruiting classes in 2019 and 2020 as well as a 51-37 record in that span.
- Was at Minnesota from 2013-18 where he recruited local standouts Amir Coffey and Daniel Oturu as well as Gopher great Jordan Murphy.
- Recruiting coordinator during his one year at Nebraska
- Spent 2008-12 at Northern Iowa where the Panthers went 93-77 and won at least 20 games all four years there.
- Began his coaching career as a graduate assistant at Dayton

## PLAYING CAREER

- Started his collegiate playing career at Northwestern for two seasons before finishing his career at Minnesota
- Tallied 533 points in 59 games as a Golden Gopher and scored 1,202 in his four-year college career between the two institutions and posted a .423 field goal percentage
- Two-year captain for the Gophers during his career
- Scored a career-high 32 points and 40 minutes played against Furman on Nov. 30, 2003
- Was a standout at DeLaSalle High School where he scored 2,200 points for the Islanders and was inducted into the DeLaSalle HS Hall of Fame in 2016
- In his senior year of high school, was named a Street & Smith All-American
- Played under Dave Thorson at DeLaSalle that won two state championships and a first-team all-state honors twice in basketball and football
- Also played at Howard Pulley in AAU

On March 22, 2021, Ben Johnson was named head men's basketball coach at the University of Minnesota. Johnson, 41, is Minnesota's 18th head coach in program history.

Johnson, who graduated from Minnesota in 2005 with a bachelor's degree in sociology, returns to his alma mater after spending three seasons at Xavier as an assistant coach. Johnson previously served as an assistant coach at Minnesota from 2013-18 and was a two-time captain during his playing career for the Gophers.

"Ben is a proven coach who is ready to lead his own program," said Coyle. "He has earned this opportunity and is a tremendous teacher, recruiter and relationship builder. I am thrilled for him to lead his alma mater, and I am excited for the future of our men's basketball program."

"Athletics is such an inviting "front porch" for so much of the great work we do here at the University. Few programs are more visible or closely followed than Gopher men's basketball," said University of Minnesota President Joan Gabel. "To have someone like Ben Johnson leading this program – an ambassador for our University who grew up here, went to school here and knows what the University is all about – is tremendous, for our basketball program and our institution. Like so many Minnesotans, I'm excited to welcome Ben home and look forward to our team's success under his leadership."

Johnson helped lead Xavier to consecutive top-30 recruiting classes in 2019 and 2020 and the Musketeers posted a collective record of 51-37 in three seasons with him on the bench.

"The University of Minnesota is such a special place and has impacted me in immeasurable ways on and off the court," said Johnson. "I want to thank President Joan Gabel, Mark Coyle, Julie Manning and everyone involved in the search process for believing in me and trusting me to lead this historic program. I am ready to get to work."

In his previous stint at Minnesota, Johnson helped recruit local standouts and current NBA athletes in Daniel Oturu and Amir Coffey to the Gophers. Johnson was instrumental in recruiting and developing Jordan Murphy, who finished his career atop the Gopher record books in rebounds (1,307), free throws made (460), free throws attempted (698) and second in scoring (1,802 points).

Prior to returning to Minnesota in 2013, he spent one season as an assistant coach under Tim Miles at the University of Nebraska. While with the Husk-

ers, Johnson assisted in all-day-to-day basketball-related duties while also serving as recruiting coordinator. Johnson also led the development of Nebraska's backcourt players.

Johnson spent 2008-12 as an assistant coach at Northern Iowa. The Panthers went a combined 93-77 in that timeframe, winning at least 20 games in all four years. Northern Iowa reached post-season play in all four years and advanced to the NCAA Sweet 16 in 2009-10. That year, UNI won a school-record 30 games and upset top-seeded Kansas in the second round. During his tenure at UNI, the Panthers boasted three first-team All-MVC selections, including 2010 Missouri Valley Conference MVP Adam Koch in 2010. Four players were named to the MVC All-Freshmen or All-Newcomer teams, including a pair in 2011-12.

Prior to his stay at Northern Iowa, Johnson served as an assistant coach for two seasons at the University of Texas-Pan American. He was heavily involved in recruiting, worked with the Broncos perimeter players and coordinated UTPA's summer camps.

Johnson's coaching career began at the University of Dayton, where he served as a graduate assistant during the 2005-06 season.

Johnson started his collegiate playing career at Northwestern and played two seasons before returning to the Twin Cities to finish his career. He finished with 533 points in 59 games in Maroon and Gold and scored a total of 1,202 career points between the two Big Ten Conference institutions.

The Minneapolis native enjoyed a standout prep career, leading DeLaSalle High School to a pair of state championships. He was a two-time first-team all-state selection in both football and basketball, and as a senior, was named a Street & Smith All-American, as well as an honorable mention Nike All-American.

He was listed as the 60th-best basketball player in the country by Bob Gibbons in his senior season, totaling more than 2,200 points during his high school career. Johnson also was listed on Tom Lemming's High School Football All-American list as a top-20 national recruit and was a two-time all-state performer on the gridiron.





# PAYTON WILLIS

0

GUARD | SR | 6-4 | 195

FAYETTEVILLE, ARK.

COLLEGE OF CHARLESTON | FAYETTEVILLE HS

**OVERVIEW:** Committed to Minnesota in April 2021 • was at Vanderbilt for two seasons (2016-17 and 2017-18), Minnesota for two seasons (2018-19 and 2019-2020) and College of Charleston for one season (2020-21) • will play at Minnesota for his final season of eligibility (2021-22).

**2021-22 HIGHLIGHTS:** TEAM CAPTAIN • ASHEVILLE CHAMPIONSHIP MVP • B1G CO-PLAYER OF THE WEEK FOLLOWING THE MISSISSIPPI STATE WIN • B1G CO-PLAYER OF THE WEEK FOLLOWING RUTGERS WIN

**2021-22 (MINNESOTA):** Posted 13 points six assists and two steals in Kansas City win (11/9) • had 19 points and six rebounds in the win over WKU (11/12) • 2021 Asheville Championship Tournament MVP when he collected 48 points, 16 rebounds, two blocks, three assists and five steals • produced a career-high 29 points and 10 rebounds in the win over Princeton to secure the championship (11/14) • also played a career-high in minutes (45) • led the team with 17 points in the win over Jacksonville (11/24) • had 15 points, three assists in the win at Pittsburgh (11/30) • hit a crucial three-pointers and a pair of free throws en route to 24 points in the Mississippi State win (12/5) • named Big Ten Player of the Week after his performance at Mississippi State and Pittsburgh • posted 17 points and five rebounds in the Michigan win (12/11) • had 17 points, three assists and four rebounds in the Texas A&M CC win (12/14) • posted 14 points and 10 assists in the win over Green Bay (12/22) • had 18 points against Indianan (1/9) • had 15 points, five rebounds and three steals at Michigan State (1/12) • had 11 points vs Iowa (1/16) • scored a career-best 32 points and eight three-pointers in the win over Rutgers (1/22) • Named Co-Big Ten Player of the Week after that performance • produced a game-high 17 points against Wisconsin (1/30) • had a game-best 24 points and added 10 assists vs. Purdue (2/2) • scored 16 points, three assists at Iowa (2/6) • had 13 points, five assists, two blocks and seven rebounds at Nebraska (2/9) • recorded 18 points and 10 assists in the Penn State win (2/12) • had 13 points, four rebounds and six assists vs. Wisconsin (2/23) • scored 28 points, including 19 in the second half against Indiana and hit seven threes (2/27) • produced 21 points vs. Maryland (3/2) • had 16 points and eight rebounds at Northwestern (3/6).

**2019-20 (MINNESOTA):** Played in 27 games, starting all but two • finished fourth on the team in scoring (8.9 ppg), second in assists (53) and third in steals (21) • reached double-digit scoring in 10 games • opened Gophers career tying several career highs, contributing 17 points, eight assists, four rebounds, one block and a steal vs. Cleveland State (11/5) • scored 15 points, four rebounds and an assist vs. Oklahoma (11/9) • posted 13 points and two rebounds at Butler (11/12) • recorded three steals, two points and one assist at Utah (11/15) • scored 18 points on 7-of-10 field goal shooting adding three assists, one steal and a rebound vs. Central Michigan (11/21) • contributed nine points, seven rebounds, one block and a steal vs. North Dakota (11/24) • scored 16 points, four rebounds, two assists and a steal vs. DePaul (11/29) • scored six points, four assists, one rebound and a steal vs. Clemson (12/2) • posted eight points, four rebounds and two assists at Iowa (12/9) • scored six points, six rebounds, three assists and two steals vs. Ohio State (12/15) • missed three games with an ankle injury • returned to action against Northwestern, scoring seven points, three rebounds and an assist (1/5) • scored seven points, four assists and a rebound at Michigan State (1/9) • recorded five rebounds, three points and an assist vs. Michigan (1/12) • scored five points, four rebounds, two assists and a block vs. Penn State (1/15) • scored 12 points, four rebounds, one assist and a block at Rutgers (1/19) • posted six points, six rebounds and one assist at Ohio State (1/23) • recorded four rebounds and an assist vs. Michigan State (1/26) • missed the Illinois game with a shoulder injury (1/30) • scored career-high 21 points with five rebounds, two steals and an assist vs. Wisconsin (2/5) • recorded three points, one rebound and a steal at Penn State (2/8) • scored eight points, four assists, two steals and a rebound vs. Iowa (2/16) • tied for team lead with 12 points, adding four rebounds, two assists and a steal vs. Indiana (2/19) • scored 14 points, six rebounds, three assists and a steal at Northwestern (2/23) • posted five rebounds, three points, three assists, two steals and a block vs. Maryland (2/26) • scored four rebounds, three points, one assist, one block and a steal at Wisconsin (3/1) • scored nine points and three rebounds at Indiana (3/4) • scored six points, three rebounds, two assists and a block vs. Nebraska (3/8) • scored 12 points, six rebounds, two assists, one block and one steal vs. Northwestern (3/11 - BTT) • season ended on March 12, 2020, when the Big Ten and NCAA announced they were ceasing competitions and championships because of COVID-19 public health concerns.

**2018-19 (MINNESOTA):** Sat out the season due to NCAA transfer rules.

## CAREER STATISTICS

Season	Gp	Gs	Min	Avg	3-POINT				REBOUNDS				ST	Pts	Avg					
					Fg-Fga	Pct	Fg-Fga	Pct.	Ft-Fta	Pct.	O-D/Tot	Avg					Pf/Dq	Asst	TO	Blk
2016-17*	32	12	614	17.5	62-142	.437	25-80	.313	32-51	.627	12-51-63	1.8	35	65	56	6	16	181	5.2	(at Vanderbilt)
2017-18*	31	4	573	18.5	48-138	.348	38-109	.349	23-35	.657	11-48-59	1.9	41	43	29	3	14	157	5.1	
2018-19*	Sat Out Season Due to Transfer Rules																			
2019-20	27	25	819	30.3	86-225	.382	57-160	.356	12-16	.750	12-86-98	3.6	44/1	53	17	8	21	241	8.9	(at Minnesota)
2020-21*	19	19	653	34.4	91-198	.460	40-100	.400	33-43	.767	9-52-61	3.2	19	58	29	6	15	255	13.4	(at College of Charleston)
2021-22	28	27	1016	36.3	166-344	.483	72-167	.431	48-76	.632	21-113/134	4.8	47-0	123	51	13	41	452	16.1	(at Minnesota)
<b>Career</b>	<b>140</b>	<b>87</b>	<b>3672</b>	<b>26.2</b>	<b>453-1047</b>	<b>.433</b>	<b>232-616</b>	<b>.377</b>	<b>148-221</b>	<b>.670</b>	<b>65-350/415</b>	<b>3.0</b>	<b>186-1</b>	<b>342</b>	<b>182</b>	<b>36</b>	<b>107</b>	<b>1286</b>	<b>9.2</b>	

## CAREER HIGHS

<b>Minutes</b>	<b>45</b> vs. Princeton (11/14/21)	<b>3-Point FG Attempts</b>	<b>13</b> vs. Rutgers (1/22/22)
<b>Points</b>	<b>32</b> vs. Rutgers (1/22/22)	<b>3-Point FG Made</b>	<b>8</b> vs. Rutgers (1/22/22)
<b>FG Attempts</b>	<b>18</b> vs. Princeton (11/14/21)	<b>Rebounds</b>	<b>10</b> - vs. Princeton (11/14/21)
<b>FG Made</b>	<b>11 2x</b> vs. Rutgers (1/22/22)	<b>Assists</b>	<b>10</b> 3x last vs Penn St (2/12/22)
<b>FT Attempts</b>	<b>9</b> vs. Columbus State (2/20/21)*	<b>Steals</b>	<b>5</b> - vs. Elon (3/13/21)*
<b>FT Made</b>	<b>8</b> vs. Columbus State (2/20/21)*	<b>Blocks</b>	<b>2</b> , 3x last at Neb (2/9/22)

\* - Recorded while playing at College of Charleston

## 2021-22 GAME-BY-GAME (MN SEASON)

Opponent (Date)	Start	Min	Fg-Fa	3g-3a	Ft-Fta	O-D/T	PF	A	TO	Blk	Stl	Pts	
Kansas City (11/9)	Y	34	5-11	3-6	0-2	1-2/3	0	6	3	1	2	13	
Western Ky (11/12)	Y	36	7-16	3-9	2-4	0-6/6	4	1	4	0	2	19	
Princeton (11/14)	Y	45	11-18	3-4	4-7	1-9/10	1	2	3	2	3	29	
PFW (11/19)	Y	27	2-7	1-5	0-0	1-4/5	1	5	1	2	0	5	
Jacksonville (11/24)	Y	36	6-10	2-3	3-4	2-4/6	0	3	2	0	2	17	
at Pittsburgh (11/30)	Y	37	6-13	3-8	0-0	2-2/4	2	3	1	0	0	15	
at Miss. State (12/5)	Y	38	8-15	4-8	4-5	0-4/4	1	7	2	0	2	24	
vs. Mich State (12/8)	Y	34	3-13	1-5	2-3	1-1/2	4	5	0	0	2	9	
at Michigan (12/11)	Y	38	7-13	2-6	1-2	0-5/5	4	0	0	0	0	17	
vs. TAMCC	Y	36	6-8	5-6	0-0	2-2/4	2	3	4	0	0	17	
vs. Green Bay (12/22)	Y	36	6-9	2-3	0-1	2-2/4	0	10	1	0	3	14	
vs. Illinois (1/4)	Y	38	3-11	1-5	2-2	0-5/5	0	2	2	1	3	9	
at Indiana (1/9)	Y	38	8-18	2-8	0-2	1-4/5	1	2	1	0	1	18	
at Michigan State (1/12)	Y	40	6-17	2-7	1-2	1-4/5	2	2	1	2	3	15	
vs. Iowa (1/16)	Y	36	4-8	0-3	3-5	0-6/6	3	4	3	0	2	11	
vs. Rutgers (1/22)	Y	40	11-17	8-13	2-3	1-2/3	2	7	4	0	1	32	
vs. Ohio State (1/27)	Y	38	5-9	1-5	1-2	0-3/3	1	7	0	1	1	12	
at Wisconsin (1/30)	Y	35	7-15	3-6	0-0	0-3/3	4	2	2	1	2	17	
vs. Purdue (2/2)	Y	40	9-14	4-7	2-3	1-4/5	0	10	2	0	3	24	
at Iowa (2/6)	Y	37	6-13	3-6	1-1	1-7/8	1	3	0	1	0	16	
at Nebraska (2/9)	Y	37	3-8	1-4	6-8	1-6/7	2	5	2	2	1	13	
vs. Penn State (2/12)	Y	40	6-11	3-4	3-3	0-6/6	1	10	1	0	1	18	
at Ohio State (2/15)	Y	33	2-11	0-4	1-2	0-7/7	0	1	5	0	1	5	
at Penn State (2/17)	Y	29	2-6	1-3	0-0	0-1/1	0	2	1	0	1	5	
vs. Northwestern (2/19)	DNP												
vs. Wisconsin (2/23)	N	31	5-9	2-4	1-3	0-4/4	2	6	0	0	1	13	
vs. Indiana (2/27)	Y	38	8-17	7-14	5-6	1-2/3	4	7	3	0	2	28	
at Maryland (3/2)	Y	30	7-14	3-6	4-6	1-3/4	3	1	1	0	0	21	
at Northwestern (3/6)	Y	40	7-13	2-5	0-0	2-6/8	2	7	2	1	0	16	

**PREVIOUS COLLEGES:** Spent the 2016-17 and 2017-18 seasons at Vanderbilt and the 2020-21 season at the College of Charleston • started his college career at Vanderbilt where he started 16 of the 66 games he competed in • averaged 5.1 points, 1.6 assists and 1.8 rebounds per game in his Commodore career • started all 19 games he played in at College of Charleston as a graduate transfer and averaged 13.4 points, 3.2 rebounds and 3.1 assists in 34.4 minutes of action per game.

**HIGH SCHOOL:** Attended Fayetteville High School in Fayetteville, Arkansas • averaged 15.9 points, 3.6 rebounds, 3.5 assists, and 1.5 steals per game while also shooting 44.7% from three in his junior season and was honored as an all-conference and all-state selection as a sophomore and junior • Willis was ranked as the second-ranked player in the state of Arkansas, the 22nd-best point guard in the country by 247sports.com, and ranked as the 119th-best player in the nation by Rivals.com.

**PERSONAL:** Son of Curtis Willis and Christy Duggar • has three sisters - Elyse, Sierra, and Soletta • hobbies include playing video games and watching movies • earned his bachelor's degree in business from Minnesota.

**2019-20 GAME-BY-GAME (MN SEASON)**

Opponent (Date)	Start	Min	Fg-Fa	3g-3a	Ft-Fta	O-D/T	PF	A	TO	Blk	Stl	Pts
Cleveland State (11/5)	Y	30	6-9	5-8	0-0	1-3/4	2	8	0	1	1	17
Oklahoma (11/9)	Y	36	5-13	4-12	1-1	0-4/4	4	1	1	0	0	15
Butler (11/12)	Y	40	4-13	1-8	4-4	0-2/2	4	0	1	0	0	13
Utah (11/15)	Y	27	1-7	0-3	0-0	0-0/0	5	1	0	0	3	2
Central Mich. (11/21)	Y	30	7-10	4-6	0-0	0-1/1	1	3	0	0	1	18
North Dakota (11/24)	Y	25	3-6	3-5	0-0	0-7/7	1	0	3	1	1	9
DePaul (11/29)	Y	36	6-17	4-12	0-0	1-3/4	0	2	1	0	1	16
Clemson (12/2)	Y	25	2-6	2-6	0-0	0-1/1	1	4	1	0	1	6
Iowa (12/9)	Y	30	2-9	2-7	2-2	0-4/4	1	2	0	0	0	8
Ohio State (12/15)	Y	18	2-4	2-4	0-0	0-6/6	0	3	1	0	2	6
Oklahoma State (12/21)												
FIU (12/28)												
Purdue (1/2)												
Northwestern (1/5)	N	22	3-9	1-7	0-0	0-3/3	1	1	1	0	0	7
Michigan State (1/9)	Y	32	3-8	1-5	0-0	0-1/1	2	4	2	0	0	7
Michigan (1/12)	Y	25	1-5	1-4	0-2	1-4/5	0	1	1	0	0	3
Penn State (1/15)	Y	31	2-7	1-6	0-0	0-4/4	2	2	0	1	0	5
Rutgers (1/19)	Y	33	4-9	4-8	0-0	1-3/4	3	1	0	1	0	12
Ohio State (1/23)	Y	32	2-6	1-2	12	0-6/6	1	1	0	0	0	6
Michigan State (1/26)	Y	32	0-6	0-5	0-0	0-4/4	1	1	0	0	0	0
Illinois (1/30)												
Wisconsin (2/5)	Y	37	7-10	5-7	2-2	0-5/5	2	1	0	0	2	21
Penn State (2/8)	Y	24	1-6	1-5	0-0	1-0/1	1	0	2	0	1	3
Iowa (2/16)	Y	34	3-9	2-7	0-0	0-1/1	3	4	0	0	2	8
Indiana (2/19)	Y	31	5-9	1-5	1-2	2-2/4	2	2	0	0	1	12
Northwestern (2/23)	Y	33	5-11	4-8	0-0	1-5/6	0	3	1	0	1	14
Maryland (2/26)	Y	36	1-8	1-4	0-0	1-4/5	1	3	0	1	2	3
Wisconsin (3/1)	Y	36	1-5	0-2	1-1	0-4/4	4	1	0	1	1	3
Indiana (3/4)	Y	34	3-7	3-5	0-0	0-3/3	2	0	1	0	0	9
Nebraska (3/8)	N	17	2-7	2-6	0-0	1-2/3	0	2	0	1	0	6
Northwestern (3/11 - BTI)	Y	31	5-13	4-6	0-0	0-5/5	2	5	1	0	1	14



# 1 ERIC CURRY

FORWARD | R-SR | 6-9 | 245  
MEMPHIS, TENN.  
SOUTHWEST CHRISTIAN ACADEMY

### 2021-22 | REDSHIRT SENIOR SEASON:

Exercising his option under NCAA guidelines to compete in an extra season of competition due to the COVID-19 pandemic • team captain • had seven points and seven rebounds in the Kansas City win (11/9) • had 11 points and seven rebounds against WKU (11/12) • had eight points in six rebounds in the Princeton win (11/14) • had eight rebounds and five points against Jacksonville (11/24) • had six points and five rebounds in the win at Pittsburgh (11/30) • produced 12 points and had five rebounds in the Mississippi State win (12/5) • held a career-high 18 points against Michigan State (12/8) • tied a career-high 12 rebounds in the win over Texas A&M CC (12/14) • recorded his first career double double in the Green Bay win (11 points, 10 rebounds) • tied a career-high 35 minutes played against Indiana (1/9) and had eight rebounds, two steals and a block • produced a career-high 19 points, went 8-of-12 and seven rebounds against Michigan State (1/12) • returned to the Gopher lineup against Wisconsin (1/30) after missing three games due to an ankle injury • added a new career-high 22 points in the win over Penn State (2/12).

### 2020-21 | REDSHIRT SENIOR SEASON:

Team captain • started in the Green Bay game and had four points • had four points and two rebounds against LMU (11/28) • played nearly 24 minutes and had six points against LMU (11/30) • produced four points and four rebounds against North Dakota (12/4) • went 4-6 and scored seven points against Illinois (12/15) • scored nine points in the SLU win (12/20) • played 12 minutes, scored six points and had four rebounds against Michigan State (12/28) • scored six points, made a career high three steals and grabbed two rebounds in 15 minutes against Michigan (1/16) • made two 3-pointers and had 10 points in nine minutes at Purdue (1/30) • had two point and two rebounds at Rutgers (2/4) • scored six points and pulled down five rebounds against Nebraska (2/8) • played 10:56 against Illinois (2/20), scoring two points and grabbing three rebounds • played 32:22 and had nine points and eight rebounds against Northwestern (2/25) • scored eight points, had eight rebounds, blocked two shots and had two steals at Nebraska (2/27) • had five rebounds at Penn State (3/3) and four points and five rebounds against Rutgers (3/6) • grabbed a career-high 12 rebounds against Northwestern (3/10 - BTT) • had two assists, two rebounds, two steals and two blocks against Ohio State (3/11 - BTT).

### 2019-20 | REDSHIRT JUNIOR SEASON:

Suffered a right knee injury in October and missed the season.

### 2018-19 | REDSHIRT SOPHOMORE SEASON:

Underwent arthroscopic knee surgery prior to the season and missed the first 12 games • returned to the court against Mount St. Mary's, scoring six rebounds, four points and an assist (12/30) • posted five rebounds, two points and an assist at Wisconsin (1/3) • scored four points, two rebounds, two assists, two steals and a block vs. Maryland (1/8) • scored two points, two rebounds, one assist and a steal vs. Rutgers (1/12) • scored seven points, two rebounds, one assist and a steal at Illinois (1/16) • posted 11 points, four rebounds, one assist and a steal vs. Penn State (1/19) • started and recorded nine rebound, five points, three assists and two blocks at Michigan (1/22) • scored eight points, three assists, two rebounds and one steal vs. Iowa (1/27) • scored four points, four assists, two rebounds and a block vs. Illinois (1/30) • posted two points, two assists and a rebound at Purdue (2/3) • recorded two steals and an assist vs. Wisconsin (2/6) • posted three rebounds, two points, two assists and a steal vs. Indiana (2/16) • scored four points, two rebounds and one assist vs. Michigan (2/21) • recorded two rebounds and two assists at Rutgers (2/24) • scored six points, four rebounds, two blocks and an assist at Northwestern (2/28) • suffered a right foot injury and will miss the remainder of the season.

### 2017-18 | SOPHOMORE SEASON:

Missed the entire season due to a knee injury and earned a medical redshirt.

### 2016-17 | FRESHMAN SEASON:

Made Gopher debut and scored nine points, eight rebounds, three assists, one block and a steal vs. UL-Lafayette (11/11) • scored 12 points, seven rebounds, one assist and a steal vs. UT Arlington (11/14) • recorded

## CAREER STATISTICS

Season	Gp	Gs	Min	Avg	3-POINT			REBOUNDS			Pct.	O-D/Tot	Avg	Pf/D	Asst	TO	Blk	ST	Pts	Avg
					Fg-Fga	Pct.	Ft-Fta	Pct.	O-D/Tot	Avg										
2016-17	34	1	678	19.9	69-160	.431	5-29	.172	45-64	.703	53-124/177	5.2	69/1	42	35	24	15	188	5.5	
2017-18	Redshirted the season due to knee injury																			
2018-19	15	5	280	18.7	23-57	.404	1-10	.100	14-23	.609	12-34/46	3.1	30	26	17	6	9	61	4.1	
2019-20	Missed the season due to knee injury																			
2020-21	29	8	462	15.9	42-95	.442	4-21	.190	18-29	.621	32-57-89	3.1	56/1	24	25	7	24	106	3.7	
2021-22	25	24	685	27.4	78-189	.413	1-11	.091	33-47	.702	27-118/145	5.8	64-0	44	30	17	21	190	7.6	
<b>Career</b>	<b>103</b>	<b>38</b>	<b>2106</b>	<b>20.4</b>	<b>212-501</b>	<b>.423</b>	<b>11-71</b>	<b>.155</b>	<b>110-163</b>	<b>.675</b>	<b>124-333/457</b>	<b>4.4</b>	<b>219-2</b>	<b>136</b>	<b>107</b>	<b>54</b>	<b>69</b>	<b>545</b>	<b>5.3</b>	

## CAREER HIGHS

<b>Minutes</b>	<b>35</b> - 3x, last at Indiana (1/9/22)	<b>3-Point FG Attempts</b>	<b>5</b> at Purdue (1/1/17)
<b>Points</b>	<b>22</b> - vs. Penn State (2/12/22)	<b>3-Point FG Made</b>	<b>2</b> at Purdue (1/1/17)
<b>FG Attempts</b>	<b>19</b> - vs. Penn State (2/12/22)	<b>Rebounds</b>	<b>12</b> 2x, last vs. TAMCC (12/14/21)
<b>FG Made</b>	<b>10</b> - vs. Penn State (2/12/22)	<b>Assists</b>	<b>4</b> - 3x, last vs. TAMCC (12/14/21)
<b>FT Attempts</b>	<b>8</b> vs. Arkansas (11/22/16)	<b>Steals</b>	<b>2</b> - 5x, last vs. Wisconsin (2/23/22)
<b>FT Made</b>	<b>8</b> vs. Arkansas (11/22/16)	<b>Blocks</b>	<b>2</b> - 13x, last vs. TAMCC (12/14/21)

### 2021-22 GAME-BY-GAME

Opponent (Date)	Start	Min	Fg-Fa	3g-3a	Ft-Fta	O-D/T	Pf A	TO	Blk	Stl	Pts
Kansas City (11/9)	Y	24	2-5	0-0	3-4	1-6/7	3 2	2 2	2 2	7	
Western Ky (11/12)	Y	32	5-10	0-0	1-2	2-5/7	3 3	1 1	1 1	11	
Princeton (11/14)	Y	33	4-9	0-0	0-0	1-5/6	4 0	1 2	0 8		
PFW (11/19)	Y	22	2-6	0-0	0-0	1-5/6	1 1	2 1	1 4		
Jacksonville (11/24)	Y	31	2-6	0-1	1-1	1-7/8	3 3	1 1	0 5		
at Pittsburgh (11/30)	Y	27	3-10	0-0	0-0	1-4/5	4 1	0 0	0 6		
at Miss State (12/5)	Y	30	3-6	0-2	6-6	0-5/5	4 1	0 0	1 12		
vs. Mich State (12/8)	Y	31	9-14	0-1	0-0	1-4/5	2 3	1 0	1 18		
at Michigan (12/11)	Y	32	1-5	0-1	0-0	1-3/4	3 1	0 0	0 2		
vs. TAMCC (12/14)	Y	22	2-4	0-0	1-2	1-11/12	3 4	3 2	1 5		
vs. Green Bay (12/22)	Y	25	3-7	0-0	5-6	0-10/10	2 2	1 0	0 11		
vs. Illinois (1/4)	Y	22	5-11	0-2	0-0	1-4/5	5 1	1 0	2 10		
at Indiana (1/9)	Y	35	2-6	0-0	0-0	1-7/8	4 0	2 1	2 4		
at Michigan State (1/12)	Y	30	8-12	0-0	3-6	4-3/7	1 1	0 1	0 19		
vs. Iowa (1/16)	DNP-Injury										
vs. Rutgers (1/22)	DNP-Injury										
vs. Ohio State (1/27)	DNP-Injury										
at Wisconsin (1/30)	Y	34	4-7	0-0	0-0	0-6/6	2 1	1 0	1 8		
vs. Purdue (2/2)	N	17	1-7	0-1	1-2	1-2/3	4 3	0 0	0 3		
at Iowa (2/6)	Y	25	3-8	0-0	2-4	3-5/8	2 3	1 2	0 8		
at Nebraska (2/9)	Y	26	3-11	0-1	1-1	1-4/5	2 0	2 0	1 7		
vs. Penn State (2/12)	Y	28	10-19	1-1	1-1	0-1/1	0 2	0 1	2 22		
at Ohio State (2/15)	Y	22	1-5	0-0	0-0	0-2/2	3 1	0 0	1 2		
at Penn State (2/17)	Y	22	0-6	0-0	1-2	1-3/4	3 1	3 0	1 1		
vs. Northwestern (2/19)	Y	25	1-3	0-0	1-2	1-3/4	1 1	1 1	0 3		
vs. Wisconsin (2/23)	Y	33	1-4	0-1	3-4	1-4/5	2 4	1 1	2 5		
vs. Indiana (2/27)	Y	31	3-3	0-0	0-0	2-5/7	2 2	3 0	1 6		
at Maryland (3/2)	DNP-Injury										
at Northwestern (3/6)	Y	Y	26	0-5	0-0	3-4	1-4/5	2 1	0 3		

five points, three assists, two blocks and two points (11/18) • scored 12 points, four rebounds, two steals and an assist vs. Arkansas (11/22) • made first career start and led all players with 11 rebounds, adding eight points, two assists, one block and one steal vs. SIU (11/25) • posted eight rebounds, five points and a steal at Florida State (11/28) • scored 11 points, eight rebounds, one block, one steal and an assist vs. LIU Brooklyn

(12/14) • scored five points, four rebounds, two assists, one block and a steal vs. Arkansas State (12/23) • scored five rebounds, four points, one block, one steal and an assist vs. Michigan State (12/27) • scored 10 points, seven rebounds and two blocks vs. Purdue (1/1) • pulled down four rebounds at Northwestern (1/5) • registered three rebounds, three assists and two blocks vs. Ohio State (1/8) • scored seven points, six rebounds and a block at Michigan State (1/11) • recorded five points, five rebounds and two blocks at Penn State (1/14) • scored three points at Ohio State (1/25) • recorded 10 rebounds, five points, three assists and two blocks vs. Maryland (1/28) • scored six rebounds, three assists, three points and a steal at Illinois (2/4) • recorded nine points, three rebounds and two assists vs. Iowa (2/8) • scored 11 points, six rebounds, two blocks and two assists vs. Rutgers (2/11) • recorded four assists, three rebounds, two steals and a block vs. Indiana (2/15) • scored 12 points, five rebounds and one assist vs. Michigan (2/19) • recorded five rebounds, four points, one block and one assist at Maryland (2/22) • scored four points, four rebounds and a steal vs. Penn State (2/25) • posted two points, one rebound, one block and one assist vs. Nebraska (3/2) • recorded two rebounds, two assists and a steal vs. Michigan State (3/10 - BTT) • scored eight rebounds and two points vs. Michigan (3/11 - BTT) • scored 11 points with three rebounds vs. MTSU (3/16 - NCAA).

### PERSONAL:

Mother is Audrea Phipps • has one sister, Keonia • nickname is "E" or EC • enjoys playing video games and hanging out with friends • earned a communications studies degree • pursuing a master's degree in youth development leadership.

## CURRY GAME-BY-GAME

### 2020-21 GAME-BY-GAME

Opponent (Date)	Start	Min	Fg-Fa	3g-3a	Ft-Fta	O-D/T	PF	A	TO	Blk	Stl	Pts
Green Bay (11/25)	Y	15	2-5	0-2	0-0	0-3/3	3	2	1	0	0	4
LMU (11/28)	Y	11	2-5	0-0	0-0	0-2/2	0	1	1	0	0	4
LMU (11/30)	N	24	2-5	0-0	2-4	0-3/3	2	0	1	0	0	6
UND (12/4)	N	17	1-2	0-1	2-4	2-2/4	1	1	0	1	0	4
BC (12/8)	N	6	0-1	0-0	2-2	1-1/2	1	0	1	0	0	2
KC (12/10)	N	12	2-2	0-0	1-4	2-1/3	0	1	0	0	1	5
Illinois (12/15)	N	16	3-4	1-2	0-0	0-0/0	2	0	1	0	1	7
Saint Louis (12/20)	N	18	4-6	1-1	0-0	1-1/2	3	2	3	0	0	9
Iowa (12/25)	N	8	0-0	0-0	0-0	0-0/0	3	0	0	0	2	0
Michigan State (12/28)	N	12	1-1	0-0	4-4	1-3/4	0	1	0	0	0	6
Wisconsin (12/310)	N	9	1-2	0-0	0-0	1-0/1	1	1	0	0	0	2
Ohio State (1/3)	N	13	0-1	0-0	0-0	0-1/1	2	1	0	0	1	0
Michigan (1/6)	N	5	1-4	0-0	0-0	1-1/2	0	0	1	0	1	2
Iowa (1/10)	N	9	0-1	0-0	0-0	2-0/2	1	0	0	0	0	0
Michigan (1/16)	N	15	3-5	0-2	0-0	0-1/1	2	2	0	0	3	6
Maryland (1/23)	N	13	0-2	0-0	0-0	1-2/3	3	1	1	0	0	0
at Purdue (1/30)	N	9	3-6	2-3	2-2	0-0/0	3	0	0	0	0	10
at Rutgers (2/4)	N	10	1-3	0-0	0-0	2-0/2	1	0	0	0	0	2
Nebraska (2/8)	N	22	3-3	0-0	0-0	0-5/5	4	2	0	0	0	6
Purdue (2/11)	N	10	0-1	0-1	2-2	0-0/0	1	0	1	0	1	2
at Maryland (2/14)	N	17	0-1	0-1	0-0	1-3/4	1	0	0	0	2	0
at Indiana (2/17)	N	6	0-1	0-1	0-0	2-0/2	3	0	0	0	0	0
Illinois (2/20)	N	10	1-1	0-0	0-0	2-1/3	1	1	2	0	0	2
Northwestern (2/25)	Y	32	4-9	0-1	1-2	3-5/8	3	2	3	0	2	9

### 2019-20 GAME-BY-GAME

Opponent (Date)	Start	Min	Fg-Fa	3g-3a	Ft-Fta	O-D/T	PF	A	TO	Blk	Stl	Pts
Penn State (8/3)	Y	29	DNP (Injury)	0-2	2-2	3-2/5	5	2	3	0	2	4
at Ohio State (11/5)	Y	34	DNP (Injury)	0-2	0-1	2-10/12	3	0	3	0	2	4
at Ohio State (11/22)	Y	16	DNP (Injury)	0-1	0-0	1-1/2	3	2	2	2	2	0
Utah (11/15)			DNP (Injury)									
Central Michigan (11/21)			DNP (Injury)									
North Dakota (11/24)			DNP (Injury)									
DePaul (11/29)			DNP (Injury)									
Clemson (12/2)			DNP (Injury)									
Iowa (12/9)			DNP (Injury)									
Ohio State (12/15)			DNP (Injury)									
Oklahoma State (12/21)			DNP (Injury)									
FIU (12/28)			DNP (Injury)									
Purdue (1/2)			DNP (Injury)									
Northwestern (1/5)			DNP (Injury)									
Michigan State (1/9)			DNP (Injury)									
Michigan (1/12)			DNP (Injury)									
Penn State (1/15)			DNP (Injury)									
Rutgers (1/19)			DNP (Injury)									
Ohio State (1/23)			DNP (Injury)									
Michigan State (1/26)			DNP (Injury)									
Illinois (1/30)			DNP (Injury)									
Wisconsin (2/5)			DNP (Injury)									
Penn State (2/8)			DNP (Injury)									
Iowa (2/16)			DNP (Injury)									
Indiana (2/19)			DNP (Injury)									
Northwestern (2/23)			DNP (Injury)									
Maryland (2/26)			DNP (Injury)									
Wisconsin (3/1)			DNP (Injury)									
Indiana (3/4)			DNP (Injury)									
Nebraska (3/8)			DNP (Injury)									
Northwestern (3/11 - BTT)			DNP (Injury)									

## 2018-19 GAME-BY-GAME

Opponent (Date)	Start	Min	Fg-Fa	3g-3a	Ft-Fta	O-D/T	PF	A	TO	Blk	Stl	Pts
Omaha (11/6)			DNP (Injury)									
Utah (11/12)			DNP (Injury)									
Texas A&M (11/18)			DNP (Injury)									
Santa Clara (11/20)			DNP (Injury)									
Washington (11/21)			DNP (Injury)									
Boston College (11/26)			DNP (Injury)									
Oklahoma State (11/30)			DNP (Injury)									
Ohio State (12/2)			DNP (Injury)									
Nebraska (12/5)			DNP (Injury)									
Arkansas State (12/8)			DNP (Injury)									
North Florida (12/11)			DNP (Injury)									
N.C. A&T (12/21)			DNP (Injury)									
Mount St. Mary's (12/30)	N	17	2-4	0-2	0-0	3-3/6	1	1	2	0	0	4
Wisconsin (1/3)	N	22	1-3	0-0	0-1	0-5/5	3	1	0	0	0	2
Maryland (1/8)	N	23	2-6	0-0	0-0	1-1/2	3	2	2	1	2	4
Rutgers (1/12)	N	10	1-2	0-0	0-0	1-1/2	2	1	1	0	1	2
Illinois (1/16)	N	17	3-7	0-2	1-3	1-1/2	1	1	0	0	1	7
Penn State (1/19)	N	25	3-5	0-0	5-6	1-3/4	1	1	0	0	1	11
Michigan (1/22)	Y	30	2-6	1-2	0-0	4-5/9	1	3	1	2	0	5
Iowa (1/27)	Y	28	3-4	0-0	2-4	0-2/2	1	3	2	0	1	8
Illinois (1/30)	Y	14	1-3	0-1	2-2	1-1/2	5	4	1	1	0	4
Purdue (2/3)	Y	12	1-2	0-1	0-1	0-1/1	0	2	2	0	0	2
Wisconsin (2/6)	Y	16	0-1	0-0	0-0	0-0/0	3	1	1	0	2	0
Michigan State (2/9)			DNP (Injury)									
Nebraska (2/13)			DNP (Injury)									
Indiana (2/16)	N	20	1-4	0-1	0-0	0-3/3	2	2	1	0	1	2
Michigan (2/21)	N	16	2-5	0-1	0-0	0-2/2	2	1	1	0	0	4
Rutgers (2/24)	N	17	0-1	0-0	0-2	0-2/2	2	2	2	0	0	0
Northwestern (2/28)	N	13	1-4	0-0	4-4	0-4/4	3	1	1	2	0	6
Purdue (3/5)			DNP (Injury)									
Maryland (3/8)			DNP (Injury)									
Penn State (3/14 - BTT)			DNP (Injury)									
Purdue (3/15 - BTT)			DNP (Injury)									
Michigan (3/16 - BTT)			DNP (Injury)									
Louisville (3/21 - NCAA)			DNP (Injury)									
Michigan St. (3/23 - NCAA)			DNP (Injury)									

## 2016-17 GAME-BY-GAME

Opponent (Date)	Start	Min	Fg-Fa	3g-3a	Ft-Fta	O-D/T	PF	A	TO	Blk	Stl	Pts
UL-Lafayette (11/11)	N	27	3-3	0-0	3-4	1-7/8	2	3	1	1	1	9
UT Arlington (11/14)	N	27	3-5	0-1	6-6	2-5/7	2	1	1	0	1	12
Mount St. Mary's (11/16)	N	19	2-4	0-0	2-4	3-5/8	3	1	2	1	0	6
St. John's (11/18)	N	19	1-6	0-0	0-0	2-3/5	4	3	1	2	0	2
Arkansas (11/22)	N	26	2-4	0-0	8-8	2-2/4	1	1	0	0	2	12
Southern Illinois (11/25)	Y	35	3-10	0-0	2-4	3-8/11	2	2	5	1	1	8
Florida State (11/28)	N	25	1-3	0-0	3-4	2-6/8	4	0	2	0	1	5
Vanderbilt (12/3)	N	11	3-5	0-0	0-0	1-2/3	0	2	0	0	1	6
NJIT (12/6)	N	16	0-2	0-0	2-2	2-4/6	1	1	2	0	0	2
Georgia Southern (12/9)	N	8	2-3	0-0	0-0	2-3/5	3	0	1	1	0	4
Northern Illinois (12/11)	N	17	2-6	0-1	1-2	1-2/3	0	1	2	1	0	5
LJU Brooklyn (12/14)	N	25	5-10	1-4	0-1	3-5/8	1	1	2	1	1	11
Arkansas State (12/23)	N	20	2-5	0-1	1-2	0-4/4	2	2	0	1	1	5
Michigan State (12/27)	N	21	0-0	0-0	4-4	1-4/5	4	1	2	1	1	4
Purdue (1/1)	N	17	4-9	2-5	0-0	1-6/7	2	0	1	2	0	10
Northwestern (1/5)	N	16	0-1	0-1	0-0	0-4/4	0	0	0	0	0	0
Ohio State (1/8)	N	12	0-2	0-2	0-0	0-3/3</						





2

# ABDOULAYE THIAM

GUARD | FR | 6-3 | 185

ORLANDO, FLA.

INDIAN RIVER STATE CC | DR. PHILLIPS HS

### 2021-22 SEASON

Made his collegiate debut in the win over Princeton (11/14) • scored his first collegiate point in the Purdue Fort Wayne game (11/19) • saw action in the Mississippi State win (12/5) • played six minutes and scored two points and had two rebounds in the win over TAMCC • played four minutes against Iowa (1/16) • saw action in the Rutgers (1/22) • saw action in both the Iowa (2/2) and Nebraska games (2/9) • had a field goal and a steal against Penn State (2/17).

### PRIOR TO MINNESOTA

Played his first year at Indian River State College • named a First Team All-Southern Conference selection • helped the Pioneers to a Southern Conference Championship • team also qualified for the Junior College National Tournament where he was named to the FCSAA/NJCAA Region VIII All-Tournament Team • averaged 15 points per game, was 56 percent from the field and 48.6 three-point shooting percentage • saw action in all 24 games and scored double figures in 20 of them • averaged 15.7 points per game in conference action, shot 59.8 percent from the field and 54.4 percent from three-point range • the Pioneers finished the season 20-4 overall and 10-2 in league play.

### HIGH SCHOOL

Played at Dr. Phillips High School • averaged 17.6 ppg and most notably had 34 points en route to a Class 7A, District 3 title • team finished the 2019-20 with a 20-8 record • also averaged seven rebounds per game • in 27 games played, had a team-best 476 points • named a First Team All-Orlando Metro selection in 2019-20 • broke the Dr. Phillips single-season school record for three pointers (90) when he hit seven of eight shot attempts in the season-ending regional quarterfinal.

### PERSONAL

Parents are Bailo and Mor • has a sister named Alima • has two brothers, Khadim and Demaige • hobbies include hanging out with friends, watching the NBA and going to the gym.

### CAREER HIGHS

#### Minutes

6 - 2x, last vs. TAMCC (12/14/21)

#### Points

4 - vs. Purdue Ft. Wayne (11/19/21)

#### FG Attempts

4 - vs. Purdue Ft. Wayne (11/19/21)

#### FG Made

1 - 2x last vs. Penn State (2/17/22)

#### FT Attempts

2 2x, last vs. TAMCC (12/14/21)

#### FT Made

2 2x, last vs. TAMCC (12/14/21)

#### 3-Point FG Attempts

1 vs. Purdue Ft. Wayne (11/19/21)

### 2021-22 GAME-BY-GAME

Opponent (Date)	Start	Min	Fg-Fa	3g-3a	Ft-Fta	O-D/T	PF	A	TO	Blk	Stl	Pts
Kansas City (11/9)	DNP											
Western Ky (11/12)	DNP											
Princeton (11/14)	N	2	0-0	0-0	0-0	0-0/0	0	0	0	0	0	0
PFW (11/19)	N	6	1-4	0-1	2-2	0-0/0	0	0	1	0	0	4
Jacksonville (11/24)	N	4	0-2	0-0	0-0	0-0/0	0	1	0	0	0	0
at Pittsburgh (11/30)	DNP											
at Miss State (12/5/21)	Y	2	0-0	0-0	0-0	0-0/0	0	0	0	0	0	0
vs. Mich State (12/8)	DNP											
at Michigan (12/11)	DNP											
vs. TAMCC (12/14)	N	6	0-0	0-0	2-2	0-2/2	0	0	0	0	0	2
vs. Green Bay (12/22)	N	4	0-2	0-1	0-0	1-0/1	0	0	0	0	0	0
vs. Illinois (1/4)	N	4	1-3	0-2	0-0	0-1/1	0	0	0	0	0	2
at Indiana (1/9)	DNP											
at Michigan State (1/12)	DNP											
vs. Iowa (1/16)	N	4	1-2	0-0	0-0	0-0/0	1	1	0	0	0	2
vs. Rutgers (1/22)	N	3	0-1	0-0	0-0	0-0/0	1	0	2	0	0	0
vs. Ohio State (1/27)	DNP											
at Wisconsin (1/30)	DNP											
vs. Purdue (2/2)	DNP											
at Iowa (2/6)	N	3	0-0	0-0	0-0	0-0/0	0	0	0	0	0	0
at Nebraska (2/9)	N	3	0-0	0-0	0-0	0-0/0	2	0	1	0	0	0
vs. Penn State (2/12)	DNP											
at Ohio State (2/15)	N	3	0-1	0-1	0-0	0-0/0	0	0	0	0	0	0
at Penn State (2/17)	N	3	1-1	0-0	0-0	0-0/0	0	0	1	0	1	2
vs. Northwestern (2/19)	N	2	0-0	0-0	0-0	0-0/0	1	0	0	0	0	0
vs. Wisconsin (2/23)	DNP											
vs. Indiana (2/27)	DNP											
at Indiana (3/2)	DNP											
at Northwestern (3/6)	N	1	0-0	0-0	0-0	0-0/0	2	0	0	0	0	0

### CAREER STATISTICS

Season	Gp	Gs	Min	Avg	3-POINT				REBOUNDS										
					Fg-Fga	Pct.	Ft-Fta	Pct.	O-D/Tot	Avg	Pf/Dq	Asst	TO	Blk	ST	Pts	Avg		
2021-22	15	0	49	3.3	4-16	.250	0-6	.000	4-4	1.000	1-3/4	0.3	8-0	2	5	0	2	12	0.8
Career	15	0	49	3.3	4-16	.250	0-6	.000	4-4	1.000	1-3/4	0.3	8-0	2	5	0	2	12	0.8



3

# JOEY KERN

GUARD | SR | 6-1 | 170

NORWALK, IOWA

JOHNS HOPKINS | DOWLING CATHOLIC HS

**OVERVIEW**

**2021-22 SEASON**

Committed to Minnesota in May 2021 and enrolled in school in June • saw his first Minnesota action during the Purdue Fort Wayne win (11/19) • played against Northwestern and collected a rebound (2/19).

**PRIOR TO MINNESOTA**

Played at Johns Hopkins for three years and played in 84 career games, 81 of which were starts • ranked 11th in JHU history in three-point percentage (.396), seventh in three-pointers (167), sixth in three-point attempts (422), 16th in steals (100) and 15th in minutes played (2,440) • due to COVID-19, Johns Hopkins did not compete in 2020-21 • started in all 28 games in 2019-20 • averaged 29.1 minutes, 8.7 points, 3.1 rebounds, 2.1 assists and 1.5 steals • In 2018-19, started in 26 of 27 games and averaged 31 minutes, 9.9 points and 3.7 rebounds • As a rookie in 2017-18, averaged 27.2 minutes played and started in 27 of 29 games • averaged 8.9 points per game and was 46.4 percent from the field, including a 41.6 percent from three-point range.

**HIGH SCHOOL**

Played for Dowling Catholic and graduated in 2017 • led the team to 36-10 record and back-to-back conference titles his junior and senior years • averaged 10.6 points, 2.5 assists, 2.5 steals and 4.0 rebounds per game as a senior • garnered two all-conference honors • first-team all-sub state his junior and senior seasons • holds the school record for career steals and career three-point field goals • named an Academic All-State selection his senior year and National Merit Commended Scholar athlete • also played two years of high school football.

**PERSONAL**

Parents Matthew and Christina Kern • received a bachelor's degree from Johns Hopkins in electrical engineering • father, Matthew, played football at Northern Iowa and uncle, RD, played football at Harvard • cousin, Zachary Coppola is in the Phillies organization • past business analyst intern at DraftKings Inc. • has volunteered with Meals from the Heartland.

**CAREER HIGHS**

<b>Points</b> 23 - vs. Whitworth (12/29/18)*	<b>Rebounds</b> 8 vs. Gettysburg (1/22/20)*
<b>FG Attempts</b> 16 - vs. Whitworth (12/29/18)*	<b>Assists</b> 6 - vs. Gettysburg (1/22/20)*
<b>FG Made</b> 8 - vs. Whitworth (12/29/18)*	<b>Steals</b> 6 - at Haverford (2/17/18)*
<b>FT Attempts</b> 9 vs. Chris Newport (11/9/19)*	<b>Blocks</b> 1 - 4x
<b>FT Made</b> 7 vs. Chris Newport (11/9/19)*	
<b>3-Point FG Attempts</b> 11 3x, last vs. Whitworth (12/29/18)*	
<b>3-Point FG Made</b> 6 vs. York (PA) 11/23/19)*	

\* - Recorded while playing at Johns Hopkins

**2021-22 GAME-BY-GAME (MN SEASON)**

Opponent (Date)	Start	Min	Fg-Fa	3g-3a	Ft-Fta	O-D/T	PF	A	TO	Blk	Stl	Pts
Kansas City (11/9)	DNP											
Western Ky (11/12)	DNP											
PFW (11/19)	N	2	0-1	0-0	0-0	0-0/0	0	0	0	0	0	0
Jacksonville (11/24)	DNP											
at Pittsburgh (11/30)	DNP											
at Miss State (12/5)	DNP											
vs Mich State (12/8)	DNP											
at Michigan (12/11)	DNP											
vs. TAMCC (12/14)	DNP											
vs. Green Bay (12/22)	DNP											
vs. Illinois (1/4)	DNP											
at Indiana (1/9)	DNP											
at Michigan State (1/12)	DNP											
vs. Iowa (1/16)	DNP											
vs. Iowa (1/22)	DNP											
vs. Rutgers (1/27)	DNP											
at Wisconsin (1/30)	DNP											
vs. Purdue (2/2)	DNP											
at Iowa (2/6)	DNP											
at Nebraska (2/9)	DNP											
vs. Penn State (2/12)	DNP											
at Ohio State (2/15)	DNP											
vs. Northwestern (2/19)	N	2	0-0	0-0	0-0	0-1/1	0	0	0	0	0	0
vs. Wisconsin (2/23)	DNP											
vs. Indiana (2/27)	DNP											
at Maryland (3/2)	DNP											
at Northwestern (3/6)	DNP											

**CAREER STATISTICS**

Season	Gp	Gs	Min	Avg	3-POINT				REBOUNDS								Pts	Avg		
					Fg-Fga	Pct	Ft-Fta	Pct	O-D/Tot	Avg	Pf/Dq	Asst	TO	Blk	ST					
2017-18	29	27	790	27.2	85-183	.464	57-137	.416	32-44	.727	8-77-85	2.9	33	34	24	2	34	259	8.9	(at Johns Hopkins)
2018-19	27	26	836	31.0	91-217	.419	53-141	.376	33-48	.688	14-85-99	3.7	46	32	20	0	27	268	9.9	(at Johns Hopkins)
2019-20	28	28	814	29.1	76-182	.418	57-144	.396	34-44	.773	10-78-88	3.1	35	58	27	3	42	243	8.7	(at Johns Hopkins)
2021-22	2	0	2	1.9	0-1	.000	0-0	.000	0-0	.000	0-1/1	0.5	0/0	0	0	0	0	0	0.0	(at Minnesota)
<b>CAREER</b>	<b>86</b>	<b>81</b>	<b>2443</b>	<b>28.4</b>	<b>252-581</b>	<b>.434</b>	<b>167-419</b>	<b>.399</b>	<b>99-136</b>	<b>.728</b>	<b>31-238/269</b>	<b>3.1</b>	<b>113-2</b>	<b>124</b>	<b>71</b>	<b>4</b>	<b>100</b>	<b>770</b>	<b>9.0</b>	



5

# ISAIAH IHNEN

FORWARD | JR | 6-9 | 215

BOEBLINGEN, GERMANY | IBA MUNICH

**2021-22 | JUNIOR SEASON:**  
Will sit out the season due to injury

**2020-21 | SOPHOMORE SEASON:**  
Appeared in 29 games, including three starts • produced 412 points to average 14.2 per game • scored six points in the Green Bay win (11/25) • played 13 minutes in the LMU game (11/28) • had two blocks and a rebound against LMU (11/30) • had six points and four rebounds in the Boston College win (12/8) • started in his first collegiate game (Kansas City, 12/10) and had 11 rebounds, two blocks and four points • started against Illinois (12/15) and had seven rebounds and two blocks • scored his first career double-double with 10 points, 10 rebounds in the win over Saint Louis (12/20) • snagged six rebounds against Michigan (1/16) • scored a career high 12 points at Maryland (2/14) • had five points and three rebounds against Illinois (2/20) • notched a double-double at Penn State (3/3) with 12 points and 10 rebounds • scored eight points against Rutgers (3/6) • had five rebounds, four assists and four points against Ohio State (3/11 - BTI).

**2019-20 | FRESHMAN SEASON:**  
Appeared in 21 games • ranked sixth on the team in scoring • missed the first two games of the season with a right wrist injury • was available for the Butler game but did not play (11/12) • scored three points and a rebound in collegiate debut at Utah (11/15) • scored three points, three rebounds, three assists and a block vs. Central Michigan (11/21) • recorded one rebound, one assist and a steal vs. North Dakota (11/24) • grabbed a rebound at Iowa (12/9) • scored seven points, one rebound and a block vs. FIU (12/28) • scored a 3-pointer vs. Northwestern (1/5) • scored two points and two rebounds at Ohio State (1/23) • scored three points, three rebounds, one block and a steal at Illinois (1/30) • recorded five rebounds, two points and an assist vs. Wisconsin (2/5) • posted five points, four rebounds, three blocks and two assists vs. Iowa (2/16) • scored five points, three rebounds, two assists and a steal vs. Indiana (2/19) • missed the Northwestern game with a right wrist injury (2/23) • scored nine points, four rebounds, one assist, one block and a steal vs. Maryland (2/26) • pulled down 10 rebounds and added six points at Wisconsin (3/1) • scored nine points, five rebounds and one assist at Indiana (3/4) • posted nine points, four rebounds, two blocks and one assist vs. Nebraska (3/8) • scored five points and four rebounds vs. Northwestern (3/11 - BTI).

**HIGH SCHOOL:**  
Played for the International Basketball Academy Munich (IBAM) team, where he averaged 13.6 points, 8.3 rebounds, 1.9 assists, 1.5 steals and 1.0 blocks per game • shot 54.3 percent from the field and 35.2 percent from beyond the 3-point arc • was the team's top rebounder, second-leading shot blocker and third-leading scorer • helped lead Germany to a bronze medal at the 2019 International Basketball Federation Under-20 European Championship • rated the No. 89-ranked prospect in the class of 2019 according to 247Sports, who also listed him as a four-star recruit.

**PERSONAL:**  
Nickname is "Zay" • mother is Sarah Ihnen • has one sister, Aaliyah • hobbies include music, playing video games and watching television series • started his basketball career as a freshman in high school • major is undecided.

## CAREER HIGHS

<b>Minutes</b> 24 at Wisconsin (3/1/20)	<b>3-Point FG Attempts</b> 7 vs. Maryland (2/26/20)
<b>Points</b> 12 - 2x, last at Penn State (3/3/21)	<b>3-Point FG Made</b> 3 - 2x, MR: at Indiana (3/4/20)
<b>FG Attempts</b> 9 vs. Maryland (2/26/20)	<b>Rebounds</b> 11 vs. Kansas City (12/10/20)
<b>FG Made</b> 4 2x last at Maryland (2/14/21)	<b>Assists</b> 4 vs. Ohio State (3/11/21)
<b>FT Attempts</b> 6 vs. St. Louis (12/20/20)	<b>Steals</b> 2 - vs. Green Bay (11/25/20)
<b>FT Made</b> 5 vs. St. Louis (12/20/20)	<b>Blocks</b> 3 2x last vs. St. Louis (12/20/20)

## 2020-21 GAME-BY-GAME

Opponent (Date)	Start	Min	Fg-Fa	3g-3a	Ft-Fta	O-D/T	PF	A	TO	Blk	Stl	Pts
Green Bay (11/25)	N	22	2-6	2-5	0-0	1-1/2	3	1	0	2	6	
LMU (11/28)	N	13	0-3	0-1	0-0	1-0/1	1	0	0	1	0	
LMU (11/30)	N	5	0-0	0-0	0-0	0-1/1	0	1	0	2	0	
UND (12/4)	N	2	0-0	0-0	0-0	0-0/0	0	0	0	0	0	
BC (12/8)	Y	24	2-3	2-3	0-2	1-3/4	0	2	0	0	1	6
KC (12/10)	Y	29	2-7	0-4	0-0	3-8/11	2	1	0	2	4	
Illinois (12/15)	Y	21	1-7	0-4	1-2	4-3/7	2	0	2	2	0	3
Saint Louis (12/20)	N	27	2-3	1-2	5-6	1-9/10	1	0	3	3	0	10
Iowa (12/25)	Y	18	1-4	0-3	0-0	2-4/6	2	1	0	0	2	
Michigan State (12/28)	N	9	0-2	0-1	0-0	1-3/4	0	0	1	0	0	
Wisconsin (12/31)	N	11	0-1	0-1	0-0	0-1/1	0	0	0	0	0	
Ohio State (1/3)	N	9	0-1	0-1	0-0	0-2/2	2	2	0	1	0	
Michigan (1/6)	N	20	2-5	1-4	0-0	1-1/2	1	0	0	1	0	5
Iowa (1/10)	N	10	1-3	0-2	0-0	1-0/1	1	0	0	0	2	
Michigan (1/16)	N	13	0-1	0-1	0-0	0-6/6	2	2	0	0	0	
Maryland (1/23)	N	11	0-1	0-1	0-0	0-1/1	0	0	1	0	0	
at Purdue (1/30)	N	7	0-0	0-0	0-0	1-1/2	2	1	1	1	0	
at Rutgers (2/4)	N	4	0-1	0-1	0-0	0-0/0	1	0	0	0	0	
Nebraska (2/8)	N	4	0-2	0-1	0-0	0-0/0	0	0	1	0	0	
Purdue (2/11)	N	6	0-1	0-1	0-0	0-0/0	0	0	0	0	0	
at Maryland (2/14)	N	19	4-6	2-4	2-2	5-2/7	0	0	2	1	12	
at Indiana (2/17)	N	11	1-3	1-3	0-0	1-3/4	2	0	1	0	3	
Illinois (2/20)	N	14	2-2	1-1	0-0	1-2/3	0	0	2	1	0	5
Northwestern (2/25)	N	15	0-5	0-4	0-0	1-3/4	2	0	0	0	0	
at Nebraska (2/27)	N	11	0-1	0-1	0-0	2-2/4	0	0	0	0	0	
at Penn State (3/3)	N	32	3-8	2-4	4-4	2-8/10	2	0	1	2	0	12
Rutgers (3/6)	N	12	2-2	1-1	3-3	0-2/2	3	1	0	0	0	8
vs Northwestern (3/10)	N	9	0-1	0-1	0-0	1-1/2	0	1	0	1	0	0
vs. Ohio State (3/11)	N	25	2-6	0-4	0-0	3-2/5	4	4	0	2	0	4

## 2019-20 GAME-BY-GAME

Opponent (Date)	Start	Min	Fg-Fa	3g-3a	Ft-Fta	O-D/T	PF	A	TO	Blk	Stl	Pts
Cleveland State (11/5)			DNP (Injury)									
Oklahoma (11/9)			DNP (Injury)									
Butler (11/12)			DNP (Coach's Decision)									
Utah (11/15)	N	8	1-2	1-2	0-0	1-0/1	2	0	0	0	0	3
Central Mich. (11/21)	N	18	1-3	1-3	0-0	0-3/3	1	3	1	1	0	3
North Dakota (11/24)	N	13	0-2	0-0	0-0	0-1/1	1	1	2	0	1	0
DePaul (11/29)			DNP (Coach's Decision)									
Clemson (12/2)	N	3	0-0	0-0	0-0	0-0/0	0	0	0	0	0	0
Iowa (12/9)	N	1	0-0	0-0	0-0	1-0/1	0	0	0	0	0	0
Ohio State (12/15)			DNP (Coach's Decision)									
Oklahoma State (12/21)	N	2	0-1	0-0	0-0	0-0/0	0	0	0	0	0	0
FIU (12/28)	N	11	2-2	1-1	2-2	0-1/1	0	0	0	1	0	7
Purdue (1/2)	N	0+	0-0	0-0	0-0	0-0/0	1	0	0	0	0	0
Northwestern (1/5)	N	5	1-2	1-2	0-0	1-0/1	0	0	1	0	0	3
Michigan State (1/9)			DNP (Coach's Decision)									
Michigan (1/12)			DNP (Coach's Decision)									
Penn State (1/15)			DNP (Coach's Decision)									
Rutgers (1/19)			DNP (Coach's Decision)									
Ohio State (1/23)	N	5	1-1	0-0	0-0	0-2/2	0	0	0	0	0	2
Michigan State (1/26)	N	1	0-0	0-0	0-0	0-0/0	0	0	0	0	0	0
Illinois (1/30)	N	17	1-5	1-4	0-0	0-3/3	2	0	1	1	1	3
Wisconsin (2/5)	N	12	1-4	0-2	0-0	0-5/5	0	1	1	0	0	2
Penn State (2/8)	N	9	0-0	0-0	0-0	0-1/1	2	0	0	0	1	0
Iowa (2/16)	N	16	2-5	1-4	0-0	3-1/4	2	2	0	3	0	5
Indiana (2/19)	N	15	2-4	1-3	0-0	1-2/3	2	2	0	0	1	5
Northwestern (2/23)			DNP (Injury)									
Maryland (2/26)	N	19	3-9	3-7	0-0	3-1/4	2	1	1	1	1	9
Wisconsin (3/1)	N	24	2-7	2-7	0-0	3-7/10	4	0	3	0	0	6
Indiana (3/4)	N	23	3-4	3-3	0-0	0-5/5	2	1	3	0	0	9
Nebraska (3/8)	N	18	4-6	1-3	0-0	0-4/4	2	1	1	2	0	9
Northwestern (3/11 - BTI)	N	20	2-4	1-2	0-0	2-2/4	1	0	0	0	0	5

## CAREER STATISTICS

Season	Gp	Gs	Min	Avg	3-POINT			REBOUNDS			Pf/D	Asst	TO	Blk	ST	Pts	Avg		
					Fg-Fga	Pct.	Pct.	Ft-Fta	Pct.	O-D/Tot								Avg	
2019-20	21	0	239	11.4	26-61	.426	17-45	.378	2-2	1.000	15-38/53	2.5	24	12	14	9	5	71	3.4
2020-21	29	3	412	14.2	27-85	.318	13-59	.220	15-19	.789	33-69-102	3.5	36	16	13	21	9	82	2.8
<b>Career</b>	<b>50</b>	<b>3</b>	<b>651</b>	<b>13.0</b>	<b>53-146</b>	<b>.363</b>	<b>30-104</b>	<b>.288</b>	<b>17-21</b>	<b>.810</b>	<b>48-107-155</b>	<b>3.1</b>	<b>60</b>	<b>28</b>	<b>27</b>	<b>30</b>	<b>14</b>	<b>153</b>	<b>3.1</b>



# 10 JAMISON BATTLE

FORWARD | SO | 6-7 | 225  
 ROBBINSDALE, MINN.  
 GEORGE WASHINGTON | DELASALLE HS

**2021-22 SEASON:** Posted a team-best 18 points in the win over Kansas City (11/9) • had a team-best 20 points in the Western Kentucky win (11/12) • named Asheville Championship All-Tournament Team when he established 44 points and 17 rebounds • produced 24 points and 11 rebounds in the win over Princeton (11/14) • scored 13 points in Purdue Fort Wayne win (11/19) • added 14 points against Jacksonville (11/24) • posted a team-high 16 points and seven rebounds in the Pittsburgh win (11/30) • had 20 points and five rebounds in the Mississippi State win (12/5) • produced 17 points and eight rebounds against Michigan State (12/8) • produced 27 points against Michigan, including 21 in the second half (12/11) and seven rebounds • had 16 points and eight rebounds against Texas A&M CC (12/14) • produced 23 points against Green Bay (12/22) • had a game-high 19 points against Indiana (1/9) • had 13 points, including three three-pointers at Michigan State (1/12) • scored 20 points, including 12 in the second half against Iowa (1/16) • recorded a double-double against Wisconsin with 14 points and 10 rebounds (1/30) • added 21 points against Purdue (2/2) • added a 21-point, 10 rebound double-double against Nebraska (2/9) • scored 16 points against Penn State and established his 1,000th collegiate point • established a double-double with 21 points and a career-high 14 rebounds in the Northwestern win (2/19) and had a career-best five assists • had 17 points and four rebounds vs. Wisconsin (2/23) • scored a career-best 39 points to tie sixth in program history for points in a game (3/2) • his 39 points also tied an arena best (XFINITY Center -Maryland) record and set career bests in field goals made (14), attempted (31), three-pointers (7) and tied a career-best 16 threes attempted • had 20 points at Northwestern (3/6).

**PRIOR TO MINNESOTA:** Spent two seasons at George Washington • started 45 of the 47 games he played in and averaged 35.7 minutes per game, 13.5 points per game and 5.2 rebounds per game • in 2020-21, started all 15 games he played in and was named All-Conference Third Team after averaging 36.5 minutes per game, 17.3 points and 5.2 rebounds per game • finished second on the team in scoring and sixth in the conference • made 37-of-47 free throws and his .787 free percentage ranked 12th in the A-10...ranked 24th in league play in 3-point field goal percentage (34-of-96 for .354 percent) and was tenth in 3-point field goals made (34) • in 2019-20, was named to the A-10 All-Rookie Team after starting 30 of 32 games and averaging 11.8 points (second on team) and 5.2 rebounds (second on team) per game • set a George Washington single-season record for 3-pointers made (89) and led the A-10 in made 3-pointers (89), 3-point attempts (243) and 3-pointers per game (2.8) • shot 39.9% from the field, 36.6% from three, and 84.6% from the free throw line.

**HIGH SCHOOL:** As a senior, led DeLaSalle to the Class 3A state title • scored 26 points in the championship game after scoring 21 in the state semifinal • named Second Team All-State after averaging 21.2 points and 9.0 rebounds per game • a semi-finalist for Mr. Basketball • as a junior, helped lead the Islanders to the state semifinals • all-academic honoree • played AAU for D1 Minnesota.

**PERSONAL:** Parents are Terrell Battle and Darcy Goede • has a younger sister, Amaya • hobbies include soccer and playing the saxophone.

## CAREER HIGHS

<b>Minutes</b>	<b>3-Point FG Attempts</b>
48 vs. Princeton (11/14/21)	14 at Maryland (3/2/22)
<b>Points</b>	<b>3-Point FG Made</b>
39 at Maryland (3/2/22)	7 at Maryland (3/2/22)
<b>FG Attempts</b>	<b>Rebounds</b>
31 at Maryland (3/2/22)	14 - vs. Northwestern (2/19/22)
<b>FG Made</b>	<b>Assists</b>
14 at Maryland (3/2/22)	5 vs. Northwestern (2/19/22)
<b>FT Attempts</b>	<b>Steals</b>
9 at Fordham (12/30/21)*	3 2x, last vs. Delaware (12/11/20)*
<b>FT Made</b>	<b>Blocks</b>
6 vs. Coppin State (12/05/20)*	2, 5x

\* - Recorded while playing at George Washington

## 2021-22 GAME-BY-GAME (MN SEASON)

Opponent (Date)	Start	Min	Fg-Fa	3g-3a	Ft-Fta	O-D/T	PF	A	TO	Blk	Stl	Pts
Kansas City (11/9)	Y	35	7-13	3-9	1-1	1-2/3	4	1	2	0	2	18
Western Ky (11/12)	Y	40	5-13	5-12	5-6	0-6/6	1	2	3	0	1	20
Princeton (11/14)	Y	48	10-17	1-3	3-6	0-11/11	3	0	5	0	1	24
PFW (11/19)	Y	27	4-12	2-7	3-4	1-5/6	1	1	0	1	1	13
Jacksonville (11/24)	Y	37	6-14	1-9	1-1	0-7/7	2	1	1	0	0	14
at Pittsburgh (11/30)	Y	40	6-13	3-8	1-2	0-7/7	2	0	2	0	0	16
at Miss State (12/5)	Y	40	8-14	4-8	0-0	0-5/5	1	1	1	1	0	20
vs. Mich State (12/8)	Y	40	5-14	3-8	4-4	1-7/8	2	1	2	0	1	17
at Michigan (12/11)	Y	38	10-18	1-6	6-7	0-7/7	1	0	1	0	0	27
vs. TAMCC (12/14)	Y	30	5-8	2-3	4-4	0-8/8	1	3	4	1	1	16
vs. Green Bay (12/22)	Y	37	9-15	3-5	2-2	0-6/6	1	2	0	1	1	23
vs. Illinois (1/4)	Y	26	4-10	1-3	1-2	0-2/2	2	0	0	0	0	10
at Indiana (1/9)	Y	38	7-17	3-10	2-3	0-6/6	3	0	0	0	0	19
at Michigan State (1/12)	Y	28	5-13	3-6	0-0	1-6/7	2	0	1	2	0	13
vs. Iowa (1/16)	Y	39	7-14	4-7	2-4	0-8/8	2	2	2	0	0	20
vs. Rutgers (1/22)	DNP-Illness											
vs. Ohio State (1/27)	Y	40	5-18	3-10	2-2	0-6/6	2	1	0	0	0	15
at Wisconsin (1/30)	Y	36	5-11	2-6	2-3	0-10/10	2	0	3	0	1	14
vs. Purdue (2/2)	Y	40	8-15	3-5	2-2	0-4/4	0	0	0	1	0	21
at Iowa (2/6)	Y	27	1-12	0-6	0-0	1-4/5	4	0	0	0	0	2
at Nebraska (2/9)	Y	33	7-13	5-9	2-2	1-9/10	1	1	2	1	0	21
vs. Penn State (2/12)	Y	36	3-7	2-4	0-0	0-4/4	2	0	0	0	0	8
at Ohio State (2/15)	Y	35	4-13	2-6	1-2	1-4/5	1	0	0	0	1	11
at Penn State (2/17)	Y	37	6-15	3-8	1-2	0-3/3	0	1	0	0	0	16
vs. Northwestern (2/19)	Y	39	8-13	1-4	4-6	1-13/14	2	5	5	0	0	21
vs. Wisconsin (2/23)	Y	35	7-12	1-4	2-4	1-3/4	2	0	1	0	1	17
vs. Indiana (2/27)	Y	35	5-15	3-10	0-0	0-7/7	5	1	1	0	0	13
at Maryland (3/2)	Y	40	14-31	7-16	4-4	1-3/4	0	2	2	0	1	39
at Northwestern (3/6)	Y	40	8-17	1-5	3-4	0-6/6	4	2	0	2	0	20

## CAREER STATISTICS

Season	Gp	Gs	Min	Avg	3-POINT				REBOUNDS								Pts	Avg		
					Fg-Fga	Pct.	Ft-Fta	Pct.	O-D/Tot	Avg	Pf/Dq	Asst	TO	Blk	ST					
2019-20*	32	30	1127	35.2	122-306	.399	89-243	.366	44-52	.846	12-155-167	5.2	69/0	19	35	14	13	377	11.8	(at George Washington)
2020-21*	15	15	549	36.6	94-198	.475	34-96	.354	37-47	.787	6-72-78	5.2	25/0	10	33	4	13	259	17.3	(at George Washington)
2021-22	28	28	1023	36.5	179-397	.451	72-197	.365	58-77	.753	9-168/177	6.3	52-1	28	39	12	10	488	17.4	(at Minnesota)
<b>Career</b>	<b>75</b>	<b>73</b>	<b>2699</b>	<b>36.0</b>	<b>395-901</b>	<b>.438</b>	<b>195-536</b>	<b>.364</b>	<b>139-176</b>	<b>.790</b>	<b>27-395/422</b>	<b>5.6</b>	<b>146-1</b>	<b>57</b>	<b>107</b>	<b>30</b>	<b>36</b>	<b>1124</b>	<b>15.0</b>	





11

# JACKSON PURCELL

GUARD | FR | 6-5 | 195  
 APPLE VALLEY, MINN.  
 EASTVIEW HS

**OVERVIEW**

Committed to Minnesota in May 2021 and enrolled into school this past June • suffered a knee injury and has not suited up yet this season.

**HIGH SCHOOL**

Played at Eastview High School and Minnesota Select • As a senior with Eastview, averaged 12.8 points per games and scored in double figures eight of 11 games despite before suffering an injury • member of the South Suburban League championship team both senior and junior years • all-conference selection in 2020-21 • helped Eastview to an 11-0 start his senior season before being sidelined with an injury • named to the 2021 Mr. Basketball Watch List • as a junior, Purcell helped Eastview to a 24-4 record and a South Suburban Conference championship en route to the Class 4A Section 3 finals • also named an all-conference honorable mention.

**PERSONAL**

Parents are Mike and Amy • graduated from Eastview High School in June 2021 • has been admitted into Carlson School of Management.

**CAREER HIGHS**

**2021-22 GAME-BY-GAME (MN SEASON)**

Opponent (Date)	Start	Min	Fg-Fa	3g-3a	Ft-Fta	O-D/T	PF	A	TO	Blk	Stl	Pts
Kansas City (11/9)	DNP											
Western Ky (11/12)	DNP											
Princeton (11/14)	DNP											
PFW (11/19)	DNP											
Jacksonville (11/24)	DNP											
at Pittsburgh (11/30)	DNP											
at Miss State (12/5)	DNP											
vs Mich State (12/8)	DNP											
at Michigan (12/11)	DNP											
vs. TAMCC (12/14)	DNP											
vs. Green Bay (12/22)	DNP											
vs. Illinois (1/4)	DNP											
at Indiana (1/9)	DNP											
at Michigan State (1/12)	DNP											
vs. Iowa (1/16)	DNP											
vs. Rutgers (1/22)	DNP											
vs. Ohio State (1/27)	DNP											
at Wisconsin (1/30)	DNP											
vs. Purdue (2/2)	DNP											
at Iowa (2/6)	DNP											
at Nebraska (2/9)	DNP											
vs. Penn State (2/12)	DNP											
at Ohio State (2/15)	DNP											
at Penn State (2/17)	DNP											
vs. Northwestern (2/19)	DNP											
vs. Wisconsin (2/23)	DNP											
vs. Indiana (2/27)	DNP											
at Maryland (3/2)	DNP											
at Northwestern (3/6)	DNP											

**CAREER STATISTICS**

Season	Gp	Gs	Min	Avg	3-POINT				REBOUNDS				TO	Blk	ST	Pts	Avg
					Fg-Fga	Pct.	Ft-Fta	Pct.	O-D	Tot	Avg	Pf/Dq					



# 12 LUKE LOEWE

GUARD | SR | 6-4 | 190

FOND DU LAC, WIS.

WILLIAM & MARY | FOND DU LAC HS

**2021-22 SEASON**

Had nine points and three assists in the Kansas City win (11/9) • registered five assists in the Western Kentucky win (11/12) • played a career-high 43 minutes in the Princeton win (11/14) • produced 12 points, five assists and three fouls drawn in the Purdue Fort Wayne win (11/19) • scored the game-winning basket in the 54-53 win over Pittsburgh (11/30) • established 11 points, four assists and three rebounds in Mississippi State win (12/5) • produced 14 points, four rebounds and drew four fouls in the win over Michigan (12/11) • had 12 points and five assists in the Texas A&M CC win (12/14) • scored a season-best 19 points in the win over Rutgers (1/22) • added 11 points against Purdue (2/2) • tied a then season-high 19 points at Iowa (2/6) • had 11 points, went 4-of-11 and four assists in the win vs. Penn State (2/12) • had a team-best 12 points at Ohio State (2/15) • produced a Minnesota-best 24 points when he went 9-of-13 and 6-of-10 from three in the Northwestern win (2/19) • achieved his 1,000 career college point in the game vs. Indiana (2/27).

**PRIOR TO MINNESOTA**

Played four seasons at William & Mary • started every game for the Tribe his sophomore, junior and senior seasons • played in 107 games, including 80 starts and averaged 7.2 points per game in his career • went 284-of-593 (47.9%) on field goals and 77-of-220 (35.0%) from three-point range • NABC Second Team All-District in 2020-21 • 2021 Second Team All-CAA team • two-time CAA All-Defensive Team selection • as a senior, ranked sixth in the CAA averaging 16.2 points per game • third among the CAA in minutes played (35.9), fourth in free throw percentage (85.7), sixth in steals (1.4) and eighth in assists (3.2) • led the CAA in assist-to-turnover ratio, which ranked 57th nationally • tallied 15 or more points in 10 of his final 12 games • as a junior, led the CAA in 3-point shooting at 43.9% (43-of-98) and ranked fourth in the league in field goal percentage at 54.4% (124-of-228) • as a sophomore, started all 31 games and averaged 24.1 minutes • received the Mark Batzel Award, which is given to the player who displays leadership, determination, mental toughness and heart, while having the ability to instill those qualities in his teammates • as a freshman, played in 17 games and averaged 1.1 points in 5.2 minutes of action per game.

**HIGH SCHOOL**

Named to the Wisconsin Basketball Coaches Association Division 1 All-State team in 2017 • despite missing the beginning of his senior season, averaged 20.1 points, 3.5 rebounds and 2.8 assists per game • First Team All-Fox Valley Association selection and the 2016-17 Action Reporter Media All-Area Boys Basketball Player of the Year • rated the No. 1 point guard in the class of 2017 in Wisconsin and the No. 4 player overall in the state • three-year first team all-conference selection • as a junior, averaged 19.4 points, 3.1 rebounds and 2.6 assists per game and earned all-state honors in 2016 • as a sophomore, averaged 18.6 points, 3.7 assists and 3.3 rebounds per game • named the Oshkosh Northwestern Media's Boys Basketball Player of the Year in 2015 after leading Ripon to a 21-4 record • as a freshman, averaged 14.6 points per game • played his first three seasons of high school basketball in Ripon, before transferring to Fond du Lac for his senior year • played AAU for the Wisconsin Playground Warriors on the Adidas Gauntlet Circuit, averaging 11 points per game.

**PERSONAL**

Son of Jason and Jeri Loewe • an avid fisherman • won a junior national championship in bass fishing in high school.

**CAREER HIGHS**

- Minutes**  
43 vs. Princeton (11/14/21)
- Points**  
27 2x, last at Hofstra (1/2/21)\*
- FG Attempts**  
21 vs. George Washington (12/14/20)\*
- FG Made**  
10 3x, last vs. George Washington (12/14/20)\*
- FT Attempts**  
9 vs. Morehead State (11/26/19)\*
- FT Made**  
7 3x, last at Towson (1/30/21)\*
- 3-Point FG Attempts**  
10 vs Northwestern (2/19/22)
- 3-Point FG Made**  
6 2x last vs Northwestern (2/19/22)
- Rebounds**  
7 - 2x last at Northeastern (3/7/21)\*
- Assists**  
10 at Old Dominion (11/28/20)\*
- Steals**  
4 - vs. High Point (12/19/20)\*
- Blocks**  
2, vs. William Peace (12/16/18)\*

\* - Recorded while playing at William & Mary

**2021-22 GAME-BY-GAME (MN SEASON)**

Opponent (Date)	Start	Min	Fg-Fa	3g-3a	Ft-Fta	O-D/T	PF A	TO	Blk	Stl	Pts
Kansas City (11/9)	Y	35	3-8	1-5	2-2	0-1/1	2 3	0 1	2 9		
Western Ky (11/12)	Y	38	2-5	0-2	1-2	2-1/3	4 5	1 0	0 5		
Princeton (11/14)	Y	43	3-6	0-1	1-2	0-5/5	4 2	0 0	3 7		
PFW (11/19)	Y	35	4-8	1-3	3-3	0-5/5	1 5	3 0	0 12		
Jacksonville (11/24)	Y	27	1-4	0-2	0-0	0-0/0	0 1	3 0	2 2		
at Pittsburgh (11/30)	Y	28	1-5	0-1	0-0	1-2/3	0 3	1 0	1 2		
at Miss State (12/5)	Y	38	5-10	1-3	0-0	1-2/3	3 4	0 0	0 11		
vs. Mich State (12/8)	Y	31	2-7	1-3	1-2	1-2/3	1 2	0 0	2 6		
at Michigan (12/11)	Y	33	5-11	1-3	3-6	1-3/4	0 1	0 0	0 14		
vs. TAMCC (12/14)	Y	28	3-7	2-5	4-4	0-3/3	1 5	3 1	0 12		
vs. Green Bay (12/22)	Y	38	1-4	1-3	2-2	0-1/1	2 1	1 0	1 5		
vs. Illinois (1/4)	Y	31	2-6	1-1	1-1	1-1/2	4 1	1 0	1 6		
at Indiana (1/9)	Y	36	0-8	0-4	0-0	0-3/3	4 4	1 0	0 0		
at Michigan State (1/12)	Y	31	1-3	0-0	0-0	0-2/2	2 3	2 0	0 2		
vs. Iowa (1/16)	Y	31	2-8	0-1	0-0	0-0/0	5 0	2 0	0 4		
vs. Rutgers (1/22)	Y	40	8-14	3-5	0-0	1-1/2	1 3	0 0	0 19		
vs. Ohio State (1/27)	Y	28	4-8	1-1	0-0	0-0/0	3 0	0 0	0 11		
at Wisconsin (1/30)	Y	35	1-6	0-3	2-2	0-0/0	3 0	1 0	1 4		
vs. Purdue (2/2)	Y	40	3-10	2-4	3-5	1-2/3	0 1	0 0	0 11		
at Iowa (2/6)	Y	33	7-9	4-5	1-2	1-3/4	0 2	1 0	2 19		
at Nebraska (2/9)	Y	32	3-8	1-4	0-0	1-2/3	3 0	5 0	1 7		
vs. Penn State (2/12)	Y	40	4-9	0-3	3-3	0-2/2	2 4	0 0	1 11		
at Ohio State (2/15)	Y	34	5-9	2-5	0-0	1-2/3	1 0	1 0	1 12		
at Penn State (2/17)	Y	35	3-8	2-4	0-0	0-1/1	2 2	0 0	0 8		
vs. Northwestern (2/19)	Y	38	9-13	6-10	0-0	0-2/2	2 7	2 0	0 24		
vs. Wisconsin (2/23)	Y	40	2-11	2-5	0-0	0-1/1	3 5	0 0	0 6		
vs. Indiana (2/27)	Y	36	2-5	0-3	1-2	0-4/4	2 2	0 0	1 5		
at Maryland (3/2)	Y	40	1-4	1-3	2-2	1-1/2	2 1	2 0	1 5		
at Northwestern (3/6)	Y	34	1-4	1-3	0-0	0-4/4	4 2	0 0	1 3		

**CAREER STATISTICS**

Season	Gp	Gs	Min	Avg	3-POINT			REBOUNDS										Pts	Avg	
					Fg-Fga	Pct	Ft-Fta	Pct	O-D/Tot	Avg	Pf/Dq	Asst	TO	Blk	ST					
2017-18*	27	0	141	5.2	10-23	.435	2-7	.286	9-14	.643	6-8-14	0.5	17-0	14	9	1	2	31	1.1	(At William & Mary)
2018-19*	31	31	751	24.2	52-117	.444	7-31	.226	9-26	.346	12-48-60	1.9	57-0	57	35	6	15	120	3.9	(At William & Mary)
2019-20*	32	32	992	31.0	124-228	.544	43-98	.439	52-72	.722	12-56-68	2.1	72-2	54	37	1	14	343	10.7	(At William & Mary)
2020-21*	17	17	610	35.9	98-225	.436	25-84	.298	54-63	.857	6-52-58	3.4	28-0	55	25	0	24	275	16.2	(At William & Mary)
2021-22	29	29	1007	34.7	89-218	.408	34-98	.347	30-40	.750	13-57/70	2.4	62-1	70	30	1	16	242	8.3	(At Minnesota)
<b>Career</b>	<b>136</b>	<b>109</b>	<b>3501</b>	<b>25.7</b>	<b>373-811</b>	<b>.460</b>	<b>111-318</b>	<b>.349</b>	<b>154-215</b>	<b>.716</b>	<b>49-221/270</b>	<b>2.0</b>	<b>236-3</b>	<b>250</b>	<b>136</b>	<b>9</b>	<b>71</b>	<b>1011</b>	<b>7.4</b>	



# 15 CHARLIE DANIELS

**FORWARD/CENTER | SR | 6-9 | 230**  
**JACKSONVILLE, FLA.**  
**STEPHEN F. AUSTIN | THE POTTER'S HOUSE**  
**CHRISTIAN ACADEMY HS**

**OVERVIEW**

Committed to Minnesota in May 2021 • was at Stephen F. Austin two years (2020-21 and 2019-20) • played at Indian River State College for two seasons (2017-2019) • will play at Minnesota for his final season of eligibility (2021-22).

**2021-22 SEASON**

Played 16 minutes in the Kansas City win (11/9), had four rebounds and three blocks • played 12 minutes and snagged four rebounds in the Princeton win (11/14) • had two points in 9 minutes against Pittsburgh (11/30) • played for 10 minutes and had two blocks in the Mississippi State win (12/5) • played 15 minutes against Texas A&M CC (12/14) • had five points against Illinois (1/4) • made his first Minnesota start in the Iowa game (1/16) • started in the Rutgers game (1/22) and contributed six rebounds and six assists.

**PREVIOUS COLLEGES**

Played at SFA from 2019-21 • played in 21 games during the 2020-21 season where he averaged 14.4 minutes played, 4.6 points per game and 3.5 rebounds per game • had four double-figure scoring games in 2020-21, 12 blocks and converted on 54.8 percent of attempts from the field • in 2019-20, appeared in 29 games and averaged 4.0 ppg and 2.7 rbg • led the Jacks with 19 blocks shots that season • played two seasons at Indian River State College • was an All-Southern Conference Second Team his sophomore year • started in 27 games and averaged 10.6 points, a team-leading 7.3 rebounds, 0.9 assists, 0.4 steals and a team-leading 1.1 blocked shots per game as the team advanced to its second-straight FCSAA Region 8 Basketball Championship Tournament • as a freshman in 2017-18, Daniels in 23 and averaged 3.8 points, 3.7 rebounds, 0.5 assists, 0.7 steals and 1.0 blocked shots through the year.

**PERSONAL**

Son of Larzetta Daniels and Charlie Daniels Sr • earned his bachelor's degree in criminal justice from Stephen F. Austin • will pursue a master's degree from Minnesota in youth studies.

**CAREER HIGHS**

<b>Minutes</b>	<b>3-Point FG Attempts</b>
26 at Southeastern La. (1/2/20)*	1 2x vs. LeTourneau (12/1/20)*
<b>Points</b>	<b>3-Point FG Made</b>
14 vs. A&M Corpus Christi (2/10/21)*	1 2x, Sam Houston (2/1/20)*
<b>FG Attempts</b>	<b>Rebounds</b>
8 vs. A&M Corpus Christi (2/10/21)*	7 - vs. LeTourneau (12/1/20)*
<b>FG Made</b>	<b>Assists</b>
6 vs. A&M Corpus Christi (2/10/21)*	5 vs. LeTourneau (12/1/20)*
<b>FT Attempts</b>	<b>Steals</b>
8 vs. Houston Baptist (12/18/19)*	3 - 2x, last vs. A&M Corpus Christi (2/10/21)*
<b>FT Made</b>	<b>Blocks</b>
5 2x, last vs. Houston Baptist (12/18/19)*	5 - vs. Paul Quinn (12/28/19)*

\* - Recorded while playing at SFA

vs. LeTourneau (12/1/20)\*

**2021-22 GAME-BY-GAME (MN SEASON)**

Opponent (Date)	Start	Min	Fg-Fa	3g-3a	Ft-Fta	O-D/T	PF	A	TO	Blk	Stl	Pts
Kansas City (11/9)	N	16	1-1	0-0	1-1	0-4/4	1	1	0	1	0	3
Western Ky (11/12)	N	8	0-1	0-0	0-0	0-1/1	0	0	0	0	1	0
Princeton (11/14)	N	12	0-2	0-0	0-0	0-4/4	3	0	0	1	1	0
PFW (11/19)	N	15	2-3	0-0	0-0	1-0/1	2	1	2	0	0	4
Jacksonville (11/24)	N	8	0-2	0-0	0-0	0-1/1	3	0	0	1	0	0
at Pittsburgh (11/30)	N	9	1-2	0-0	0-0	0-0/0	4	1	2	0	1	2
at Miss State (12/5)	N	10	1-2	0-0	0-0	2-1/3	1	1	0	2	0	2
vs. Mich State (12/8)	N	7	1-3	0-1	0-0	1-1/2	1	1	0	0	0	2
at Michigan (12/11)	N	8	0-0	0-0	0-0	0-0	2	0	0	0	1	0
vs. TAMCC (12/14)	N	15	0-0	0-0	1-2	1-1/2	3	3	2	0	2	1
vs. Green Bay (12/22)	N	15	0-0	0-0	0-0	0-0/0	3	0	1	0	0	0
vs. Illinois (1/4)	N	13	2-4	0-0	1-2	0-1/1	3	1	1	0	0	5
at Indiana (1/9)	N	4	1-1	0-0	1-1	1-1/2	0	0	0	1	0	3
at Michigan State (1/12)	N	9	1-2	0-0	0-0	3-0/3	2	0	1	0	0	2
vs. Iowa (1/16)	Y	28	2-4	0-0	0-0	1-4/5	3	2	2	0	0	4
vs. Rutgers (1/22)	Y	37	1-3	0-0	0-0	2-4/6	1	6	1	0	1	2
vs. Ohio State (1/27)	Y	12	1-2	0-0	0-0	1-0/1	3	1	2	1	0	2
at Wisconsin (1/30)	N	6	1-1	0-0	0-0	2-2/4	0	0	1	0	0	2
vs. Purdue (2/2)	Y	9	1-1	0-0	0-0	0-0/0	4	0	1	0	0	2
at Iowa (2/6)	N	9	0-2	0-0	0-0	2-0/2	0	0	1	0	0	0
at Nebraska (2/9)	N	12	0-0	0-0	0-0	0-3/3	0	0	0	1	0	0
vs. Penn State (2/12)	N	5	0-0	0-0	0-0	0-0	2	0	0	0	0	0
at Ohio State (2/15)	N	13	1-2	0-0	1-1	2-2/4	1	0	1	2	0	3
at Penn State (2/17)	N	11	1-2	0-0	0-1	0-2/2	3	0	1	0	0	2
vs. Northwestern (2/19)	N	8	0-1	0-0	0-0	1-0/1	2	0	1	0	1	0
vs. Wisconsin (2/23)	N	5	1-1	0-0	0-0	0-0/0	1	3	0	1	0	2
vs. Indiana (2/27)	N	5	0-1	0-0	0-0	0-0/0	0	0	0	0	1	0
at Maryland (3/2)	Y	13	0-1	0-0	0-0	1-0/1	3	1	0	1	0	0
at Northwestern (3/6)	N	3	0-0	0-0	0-0	0-0/0	0	0	0	0	0	0

**CAREER STATISTICS**

Season	Gp	Gs	Min	Avg	3-POINT			REBOUNDS							ST	Pts	Avg				
					Fg-Fga	Pct.	Ft-Fta	Pct.	O-D/Tot	Avg	Pf/Dq	Asst	TO	Blk							
2019-20	29	1	406	14.0	46-84	.548	1-11	0.000	23-48	.479	38-41	7.9	2.7	68-1	14	37	19	14	116	4.0	(at SFA)
2020-21*	21	3	305	14.5	41-71	.577	0-1	.000	15-35	.429	35-39	7.4	3.5	56-0	17	31	12	11	97	4.6	(at SFA)
2021-22	29	5	322	11.1	19-44	.432	0-1	.000	5-8	.625	21-32	5.3	1.8	51-0	23	21	16	10	43	1.5	(at Minnesota)
<b>Career</b>	<b>79</b>	<b>9</b>	<b>1033</b>	<b>13.1</b>	<b>106-199</b>	<b>.533</b>	<b>1-3</b>	<b>.333</b>	<b>43-91</b>	<b>.473</b>	<b>94-112</b>	<b>206</b>	<b>2.6</b>	<b>175-1</b>	<b>54</b>	<b>89</b>	<b>47</b>	<b>35</b>	<b>256</b>	<b>3.2</b>	



# 20 EYLIJAH STEPHENS

GUARD | SR | 6-3 | 195

PLANTATION, FLA.

LAFAYETTE | SAINT THOMAS AQUINAS HS

**2021-22 SEASON**

Had 13 points, three assists and two steals against Kansas City (11/9) • registered 18 points and five rebounds in the win over Western Kentucky (11/12) • had 14 points, four three-pointers and three steals in Purdue Fort Wayne win (11/19) contributed nine points and 34 minutes in the Pittsburgh win (11/30) • had 12 points and four rebounds in the Mississippi State win (12/5) • went 5-of-8 and had 13 points in the Michigan win (12/11) • scored 16 points, had five rebounds and 5-of-6 from the field against Texas A&M CC (12/14) • had seven points, three steals and four assists against Illinois (1/4) • produced 12 points at Indiana (1/9) • tied a season-high 18 points when he went 6-of-12 and six rebounds and four assists at Michigan State (1/12) • produced a Minnesota best 22 points against Iowa (1/16) • had 11 points against Wisconsin (1/30) • had 13 points in the Penn State win (2/12), including 5-of-6 at the free throw line • scored 15 points against Northwestern (2/19), had eighth rebounds and recorded four assists • had 13 points vs Wisconsin (2/23) • went 5-of-11, including 4-of-8 from the field vs. Indiana (2/27).

**PRIOR TO MINNESOTA**

Started 32 of the 103 games he played in at Lafayette • ended career with 1,017 points (9.9 average) and 307 rebounds (3.0 rebounds per game) • as a senior, finished seventh in the Patriot league in scoring (16.4), tenth in assists (2.5), second in free throw percentage (90.4%), tied for seventh in steals (1.5), eighth in assist to turnover ratio (1.2), 12th in defensive rebounds (4.5) and tenth in minutes played (32.4) • as a junior, started seven of 31 games and averaged 12.1 points per game • as a sophomore, started 19 of 27 games and averaged 7.1 points • as a freshman, started three of 30 games and averaged 6.8 points.

**HIGH SCHOOL**

Played four years at point guard at Saint Thomas Aquinas • as a senior, led his team in scoring with 20.0 points per game • served as a team captain in his junior and senior years • led his team in made three-pointers during his career • won a district championship in 2015-16 • was a Principal's Honor Roll member his final two years, amassing a GPA higher than 4.0 during that time • served as a volunteer at Full Gospel Christian Center and helped out with the South Florida Disciples youth basketball team.

**PERSONAL**

Son of Kimberly and Dwight Stephens • nickname is EJ • his father played basketball for one year at Eckerd College • cousins Raigyne Moncrief (LSU) and Alisha Devaughn (Maryland) played college basketball.

**CAREER HIGHS**

- Minutes**  
47 vs. Princeton (11/14/21)
- Points**  
31 vs. Bucknell (1/10/21)\*
- FG Attempts**  
21 vs. Boston U (2/19/20)\*
- FG Made**  
11 3x, last vs. Loyola Maryland (2/13/21)\*
- FT Attempts**  
11 2x, last vs. Bucknell (3/06/21)\*
- FT Made**  
10 2x, last vs. Bucknell (3/06/21)\*
- 3-Point FG Attempts**  
9 2x last vs. Boston U (2/19/20)\*
- 3-Point FG Made**  
5 vs. Boston U (2/19/20)\*
- Rebounds**  
9 - vs. Colgate (3/2/19)\*
- Assists**  
6 vs. American (2/17/18)\*
- Steals**  
4 - 4x
- Blocks**  
2, 2x, last time at Army WP (3/5/20)\*

\* - Recorded while playing at Lafayette

**2021-22 GAME-BY-GAME (MN SEASON)**

Opponent (Date)	Start	Min	Fg-Fa	3g-3a	Ft-Fta	O-D/T	PF	A	TO	Blk	Stl	Pts
Kansas City (11/9)	Y	33	5-9	1-2	1-1	1-5/6	3	3	2	0	2	13
Western Ky (11/12)	Y	35	5-13	4-7	4-4	1-4/5	0	0	2	2	0	18
Princeton (11/14)	Y	47	2-5	0-2	1-3	0-1/1	0	2	4	0	1	5
PFW (11/19)	Y	30	5-8	4-6	0-0	0-2/2	3	1	2	0	3	14
Jacksonville (11/24)	Y	32	3-10	1-4	0-0	0-5/5	0	1	0	0	3	7
at Pittsburgh (11/30)	Y	34	3-8	1-2	3-3	0-5/5	0	1	1	0	0	9
at Miss State (12/5)	Y	39	4-11	3-8	1-2	0-4/4	1	1	0	0	1	12
at Michigan (12/11)	Y	32	5-8	2-2	1-1	0-1/1	2	0	0	1	1	13
vs. TAMCC (12/14)	Y	33	5-8	2-3	4-5	1-5/6	0	3	2	0	0	16
vs. Green Bay (12/22)	Y	21	3-6	0-3	1-1	0-0/0	0	0	0	0	1	7
vs. Illinois (1/4)	Y	34	3-10	0-0	1-2	0-2/2	3	4	1	0	3	7
at Indiana (1/9)	Y	30	3-7	0-3	6-6	0-3/3	3	0	0	0	1	12
at Michigan State (1/12)	Y	36	6-12	1-5	5-6	3-3/6	3	4	1	0	1	18
vs. Iowa (1/16)	Y	40	9-15	2-5	2-2	0-2/2	1	1	2	0	1	22
vs. Rutgers (1/22)												DNP
vs. Ohio State (1/27)	Y	33	1-5	1-3	2-2	1-2/3	0	3	0	0	0	5
at Wisconsin (1/30)	Y	28	4-11	1-3	2-2	1-2/3	2	1	3	0	0	11
vs. Purdue (2/2)	Y	28	3-7	1-3	0-0	0-1/1	2	0	0	0	0	7
at Iowa (2/6)	Y	36	4-11	1-4	0-0	0-5/5	0	1	3	0	1	9
at Nebraska (2/9)	Y	30	2-9	0-2	2-2	1-0/1	4	0	2	0	1	6
vs. Penn State (2/12)	Y	27	3-7	2-4	5-6	0-2/2	1	3	1	0	0	13
at Ohio State (2/15)	Y	25	0-5	0-1	0-0	0-0/0	1	1	2	0	0	0
at Penn State (2/17)	Y	34	3-5	1-1	0-0	0-3/3	1	2	1	1	0	7
vs. Northwestern (2/19)	Y	39	5-11	3-6	2-2	1-7/8	3	4	3	0	0	15
vs. Wisconsin (2/23)	Y	27	4-7	3-4	2-2	0-1/1	5	0	2	0	0	13
vs. Indiana (2/27)	Y	34	5-11	4-8	0-0	0-1/1	0	3	0	0	0	14
at Maryland (3/2)	Y	40	2-9	0-3	0-0	4-4/8	3	2	2	0	1	4
at Northwestern (3/6)	Y	37	5-13	2-7	0-0	0-2/2	2	1	1	0	2	12

**CAREER STATISTICS**

Season	Gp	Gs	Min	Avg	3-POINT				REBOUNDS								Pts	Avg		
					Fg-Fga	Pct.	Ft-Fta	Pct.	O-D/Tot	Avg	Pf/Dq	Asst	TO	Blk	ST					
2017-18*	30	3	634	21.1	81-157	.516	23-62	.371	20-33	.606	10-58-68	2.3	32-0	23	18	9	8	205	6.8	(at Lafayette)
2018-19*	27	19	678	25.1	71-177	.401	24-75	.320	25-32	.781	15-61-76	2.8	41-0	48	32	9	16	191	7.1	(at Lafayette)
2019-20*	31	7	924	29.8	139-325	.428	38-117	.325	59-68	.868	9-83-92	3.0	39-0	66	34	7	23	375	12.1	(at Lafayette)
2020-21*	15	3	484	32.3	81-178	.455	18-55	.327	66-73	.904	3-68-71	4.7	33-1	38	31	1	23	246	16.4	(at Lafayette)
2021-22	28	28	925	33.0	105-250	.420	41-106	.387	45-55	.818	15-76/91	3.3	46-1	45	36	2	27	296	10.6	(at Minnesota)
<b>Career</b>	<b>131</b>	<b>60</b>	<b>3644</b>	<b>27.8</b>	<b>477-1087</b>	<b>.439</b>	<b>144-415</b>	<b>.347</b>	<b>215-261</b>	<b>.824</b>	<b>52-346/398</b>	<b>3.0</b>	<b>191-2</b>	<b>220</b>	<b>151</b>	<b>28</b>	<b>97</b>	<b>1313</b>	<b>10.0</b>	





# 22 DANNY OGELE

FORWARD | SR | 6-7 | 220  
 CHICAGO, ILL.  
 MERCYHURST | SAINT IGNATIUS PREP

**OVERVIEW**

Committed to Minnesota in July 2021.

**2021-22 SEASON**

Made his Minnesota debut in the Purdue Fort Wayne win (11/19) and added two blocks • played four minutes and added a rebound in the win at Pittsburgh (11/30) • saw action in the Texas A&M CC win (12/14) • saw action in the Illinois game (1/4) • saw action against Rutgers (1/22) • scored his first points as a Golden Gopher in the Ohio State game (1/27) • saw action against Maryland (3/2).

**PRIOR TO MINNESOTA**

Had two-year stints at both Mercyhurst (2019-21) and at Navy (2018-20) • had 14 starts with the Lakers, scored 158 points, 19 blocks and 70 rebounds • In his first year with Mercyhurst, played in one game before suffering a season-ending knee injury • came back in 2020-21 and started in all 13 where he averaged 10.5 points per game and a team-high 4.8 rebounds per game • also added six block and 10 double-digit scoring games • played with Navy from 2018-20 • In his final season at the Naval Academy, appeared in 28 games and averaged 10.1 minutes per game • also averaged 2.5 rebounds per game and had seven blocks.

**HIGH SCHOOL**

Attended high school at Saint Ignatius Prep • earned three letters playing basketball • averaged 17 points and seven rebounds • named to the Illinois Class 3A/4A All-State Fourth Team as a senior and was also named Team MVP • captured the 4A Regional Championship and Chicago Catholic League North Championship his junior season • two-time Chicago Catholic All-League selection • played AAU basketball for the Illinois Celtics.

**PERSONAL**

Parents are Hardy and Oge Ogele • has two sisters, Zoe and Rhema • earned a bachelor's degree in cyber security • begins a master's degree in security technologies at Minnesota.

**CAREER HIGHS**

<b>Minutes</b> 27 at American Intl (1/30/21)*	<b>3-Point FG Attempts</b> 5 vs. Robert Wesleyan (1/19/21)*
<b>Points</b> 20 at Gannon (2/27/21)*	<b>3-Point FG Made</b> 3 at Gannon (2/27/21)*
<b>FG Attempts</b> 14 vs. Ferris State (12/12/20)*	<b>Rebounds</b> 9 - vs. D'Youville (2/12/21)*
<b>FG Made</b> 8 vs. Gannon (2/27/21)*	<b>Assists</b> 3 at Gannon (2/27/21)*
<b>FT Attempts</b> 8 vs. D'Youville (2/12/21)*	<b>Steals</b> 4 - vs. D'Youville (2/12/21)*
<b>FT Made</b> 8 vs. D'Youville (2/12/21)*	<b>Blocks</b> 2, at Gannon (2/27/21)*

\* - Recorded while playing at Mercyhurst

**2021-22 GAME-BY-GAME (MN SEASON)**

Opponent (Date)	Start	Min	Fg-Fga	3g-3a	Ft-Fta	O-D/T	PF	A	TO	Blk	Stl	Pts
Kansas City (11/9)	DNP											
Western Ky (11/12)	DNP											
Princeton (11/14)	DNP											
PFW (11/19)	N	4	0-0	0-0	0-0	0-0/0	0	0	0	2	0	0
Jacksonville (11/24)	N	1	0-0	0-0	0-0	0-0/0	0	0	0	0	0	0
at Pittsburgh (11/30)	N	4	0-0	0-0	0-0	0-1/1	2	0	0	0	0	0
at Miss State (12/5)	DNP-Illiness											
vs. Mich State (12/8)	DNP											
at Michigan (12/11)	DNP											
vs. TAMCC (12/14)	N	3	0-0	0-0	0-0	0-1/1	0	0	2	0	0	0
vs. Green Bay (12/22)	DNP											
vs. Illinois (1/4)	N	5	0-0	0-0	0-0	1-0/1	0	0	0	0	0	0
at Indiana (1/9)	DNP											
at Michigan State (1/12)	DNP											
vs. Iowa (1/16)	DNP											
vs. Rutgers (1/22)	3	0-2	0-1	0-0	0-0	0-0/0	0	0	0	0	0	0
vs. Ohio State (1/27)	5	1-2	0-0	0-0	0-0	1-0/1	0	0	0	0	0	2
vs. Wisconsin	DNP											
vs. Purdue (2/2)	N	2	0-0	0-0	0-0	0-2/2	0	0	0	0	0	0
at Iowa (2/6)	N	3	0-0	0-0	0-0	0-1/1	0	0	0	0	0	0
at Nebraska (2/9)	N	1	0-0	0-0	0-0	0-0/0	0	0	0	0	0	0
vs. Penn State (2/12)	DNP											
at Ohio State (2/15)	DNP											
at Penn State (2/17)	N	3	0-1	0-1	0-0	0-0/0	0	0	0	0	0	0
vs. Northwestern (2/19)	N	2	0-1	0-0	0-0	0-0/0	1	0	0	1	0	0
vs. Wisconsin (2/23)	DNP											
vs. Indiana (2/27)	DNP											
at Maryland (3/2)	N	3	0-2	0-0	0-0	0-0/0	0	0	0	0	0	0
at Northwestern (3/6)	DNP											

**CAREER STATISTICS**

Season	Gp	Gs	Min	Avg	3-POINT					REBOUNDS										
					Fg-Fga	Pct	Ft-Fta	Pct	O-D/Tot	Avg	Pf/Dq	Asst	TO	Blk	ST	Pts	Avg			
2017-18*	3	0	12	4.0	1-2	.500	0-0	.000	0-0	.000	2-2-4	1.3	0	3	0	0	1.0	2	0.7	(at Navy)
2018-19*	28	1	282	10.1	36-88	.409	2-12	.167	15-29	.517	19-50-69	2.5	26	12	31	7	2	89	3.2	(at Navy)
2019-20*	1	1	23	23	10-14	.714	1-2	.500	0-1	.000	4-4-8	8.0	0	3	0	3	2	21	21.0	(at Mercyhurst)
2020-21*	13	13	234	17.9	49-108	.454	11-25	.440	28-41	.683	19-43-62	4.8	22	16	10	6	12	137	10.5	(at Mercyhurst)
2021-22	13	0	39	3.0	1-8	.125	0-2	.000	0-0	.000	2-7/9	0.7	3-0	0	2	4	1	2	0.2	(at Minnesota)
<b>Career</b>	<b>58</b>	<b>15</b>	<b>588</b>	<b>10.1</b>	<b>97-220</b>	<b>.441</b>	<b>14-41</b>	<b>.341</b>	<b>43-71</b>	<b>.606</b>	<b>46-106/152</b>	<b>2.6</b>	<b>51-0</b>	<b>34</b>	<b>43</b>	<b>20</b>	<b>17</b>	<b>251</b>	<b>4.3</b>	



23

PARKER FOX

FORWARD | JR | 6-8 | 220  
 MAHTOMEDI, MINN.  
 NORTHERN STATE | MAHTOMEDI HS

OVERVIEW

Committed to Minnesota in April 2021 and enrolled in classes this past June • suffered a knee injury in April and will sit out the season.

PRIOR TO MINNESOTA

Played three seasons at Northern State in Aberdeen, S.D. and ended his career as the NSIC North Division Defensive Player of the Year, Player of the Year, and a first team all-conference honoree • he was named to the NABC and D2CCA All-America teams • in 2020-21, shot 64.4% from the field and averaged 22.3 points, 9.9 rebounds, 3.5 blocks and 1.7 steals per game • played three years for the Wolves and started 54 of the 86 games he saw action in • ended his Northern State career averaging 16.9 points and 7.7 rebounds in 26.2 minutes of action.

HIGH SCHOOL

Standout at Mahtomedi High School • two-year starter and team captain for the Zephyrs • Mahtomedi school record holder in points per game (22), points in a season (538), and points in one game (39) • Also a high jumper for the Zephyrs where he has reached the state tournament and set the conference record.

PERSONAL

Son of Neal and Heather Fox.

CAREER HIGHS

<b>Minutes</b> 38 vs. Mary (2/5/21)*	<b>3-Point FG Attempts</b> 5 vs. Bemidji State (1/11/20)*
<b>Points</b> 39 vs. MSU Moorhead (2/9/21)*	<b>3-Point FG Made</b> 4 vs. Bemidji State (1/11/20)*
<b>FG Attempts</b> 25 vs. Winona St (1/4/20)*	<b>Rebounds</b> 21 - at St. Cloud State (1/23/21)*
<b>FG Made</b> 16 vs. MSU Moorhead (2/9/21)*	<b>Assists</b> 7 Minn-Crookston (1/16/21)
<b>FT Attempts</b> 17 vs. Winona St (1/4/20)*	<b>Steals</b> 6 - at Augustana (1/17/20)*
<b>FT Made</b> 10 vs. Minot St (2/12/21)*	<b>Blocks</b> 10, vs. Wayne State (1/18/20)*

\* - Recorded while playing at Northern State

2021-22 GAME-BY-GAME (MN SEASON)

Opponent (Date)    Start Min Fg-Fa    3g-3a Ft-Fta O-D/T    PF A    TO Blk Stl Pts

CAREER STATISTICS

Season	Gp	Gs	Min	Avg	3-POINT				REBOUNDS										Pts	Avg
					Fg-Fga	Pct	Fg-Fga	Pct.	Ft-Fta	Pct.	O-D/Tot	Avg	Pf/Dq	Asst	TO	Blk	ST			
2018-19*	33	1	598	18.1	132-230	.574	1-9	.111	80-136	-.588	58-118-176	5.3	89	21	40	47	12	345	10.5	(at Northern State)
2019-20*	32	32	984	30.8	257-425	.605	18-50	.360	106-195	.544	71-212-283	8.8	98	49	71	75	33	638	19.9	(at Northern State)
2020-21*	21	21	671	32.0	190-295	.644	5-20	.250	84-167	.503	55-152-207	9.9	71-5	49	62	74	37	469	22.3	(at Northern State)
<b>Career</b>	<b>86</b>	<b>54</b>	<b>2253</b>	<b>26.2</b>	<b>579-950</b>	<b>.609</b>	<b>24-79</b>	<b>.304</b>	<b>270-498</b>	<b>.542</b>	<b>184-482-666</b>	<b>7.7</b>	<b>258-9</b>	<b>119</b>	<b>173</b>	<b>196</b>	<b>82</b>	<b>1452</b>	<b>16.9</b>	



# 24 SEAN SUTHERLIN

GUARD | SR | 6-5 | 205  
 NEW BRIGHTON, MINN  
 NEW HAMPSHIRE | IRONDALE HS

### 2021-22 SEASON

Had eight points and five rebounds in the win over Kansas City (11/9) • played 20 minutes in the win against Princeton and scored 14 points and six rebounds (11/14) • scored 19 points off the bench when he went 7-of-7 from the field and had a team-high seven rebounds in the win over Purdue Fort Wayne (11/19) • saw action in 21 minutes and scored four points and four rebounds in the Pittsburgh win (11/30) • had eight points against Michigan State (12/8) • produced 12 points against Green Bay (12/22) • played 37 minutes and had four rebounds and five points vs. Rutgers (1/22) • had 12 points against Ohio State (1/27) • added 11 points and went 4-of-5 at Nebraska (2/9) • had seven rebounds and five points against Penn State (2/17) • started in the game against Northwestern and had 11 points, five assists and four steals • scored 11 points vs. Wisconsin (2/23) • had 13 points, five rebounds and two assists vs. Indiana (2/27) • played 30 minutes against Maryland (3/2).

### PRIOR TO MINNESOTA

Spent two seasons at New Hampshire (2019-20 and 2020-21) and two at Sheridan College (2017-18 and 2018-19) after a standout prep career at Irondale High School in Mounds View, Minn. • sat out the 2020-21 season at New Hampshire as he recovered from injury • started all 28 games in which he played in 2019-20 and averaged 12.8 points, 9.3 rebounds and 2.6 assists in 33.9 minutes per game • ended season ranked No. 14 in the nation in defensive rebounding (7.64 per game) • led America East in double-doubles (12) and defensive rebounding (7.6 per game) • finished second in the conference in overall rebounding (9.3 rpg), No. 9 in assists (2.6 apg), No. 9 in field goal percentage (43.4%), No. 9 in minutes (33.9 mpg), 14th in offensive rebounding (1.6 rpg) and 16th in scoring (12.8 ppg) • led team in double-doubles (12), rebounds (260), rebounding (9.3 rpg), defensive rebounds (214), defensive rebounding (7.6 rpg), made free throws (69), attempted free throws (122), minutes (948) and minutes per game (33.9) • finished second on the team in scoring (12.8 ppg), assists per game (2.7) and field goal percentage (43.4%) • America East Commissioner's Honor Roll (2020) • two-year letterwinner at Sheridan College (Sheridan, Wyoming) • scored 646 points in two years at Sheridan and helped lead the Generals to a pair of Region IX regular-season titles and 55-9 overall record • started 32 games as a sophomore, when he averaged 10.8 points, 4.8 rebounds and 2.3 assists per game • that year, the Generals were runner-up in the Region IX tournament, advanced to the NJCAA national tournament and ended with a 31-4 record.

### HIGH SCHOOL

A 2017 graduate of Irondale High School • ranks third on Irondale's all-time scoring list with 1,135 points • as a senior, averaged 23.7 ppg, 6.5 rpg and 5.0 apg • three-time all-conference selection and two-time team MVP.

### CAREER HIGHS

<b>Minutes</b>	<b>3-Point FG Attempts</b>
43 vs. Hartford (2/20/20)*	4 at Quinnipiac (2/7/19)*
<b>Points</b>	<b>3-Point FG Made</b>
22 vs. Dartmouth (12/30/19)*	2 at Albany (2/20/20)*
<b>FG Attempts</b>	<b>Rebounds</b>
20 at Quinnipiac (2/7/19)*	20 - vs Bryant (11/26/19)*
<b>FG Made</b>	<b>Assists</b>
9 vs. Binghampton (2/9/20)*	6 2x, last at Boston U (11/16/19)*
<b>FT Attempts</b>	<b>Steals</b>
12 vs. Albany (1/15/20)*	4 -3x, last vs. Northwestern (2/19/22)
<b>FT Made</b>	<b>Blocks</b>
8 at UMBC (3/7/20)*	2, 2x last at Hartford (1/4/20)*


\* - Recorded while playing at New Hampshire

### 2021-22 GAME-BY-GAME (MN SEASON)

Opponent (Date)	Start	Min	Fg-Fa	3g-3a	Ft-Fta	O-D/T	PF	A	TO	Blk	Stl	Pts
Kansas City (11/9)	N	18	1-5	0-0	6-6	0-5/5	1	1	0	0	0	8
Western Ky (11/12)	N	12	0-1	0-1	0-0	1-2/3	3	0	1	0	0	0
Princeton (11/14)	N	20	4-6	0-0	6-11	0-6/6	1	0	1	0	1	14
PFW (11/19)	N	25	7-7	0-0	5-8	0-7/7	1	2	0	1	1	19
Jacksonville (11/24)	N	22	5-6	0-0	0-0	0-1/1	1	1	2	0	1	10
at Pittsburgh (11/30)	N	21	2-8	0-0	0-0	2-2/4	2	2	0	1	0	4
at Miss State (12/5)	DNP-Injury											
vs. Mich State (12/8)	N	24	4-8	0-0	0-1	1-1/2	2	1	0	1	1	8
at Michigan (12/11)	N	7	1-2	0-0	0-0	0-0/0	1	0	0	0	0	2
vs. TAMCC (12/14)	N	20	4-7	0-3	1-2	1-2/3	3	2	7	0	1	9
vs. Green Bay (12/22)	N	21	4-8	0-0	4-5	0-3/3	0	1	1	2	0	12
vs. Illinois (1/4)	N	11	1-4	0-0	0-2	0-1/1	0	1	0	0	1	2
at Indiana (1/9)	N	18	2-3	0-0	0-0	0-3/3	1	0	1	0	1	4
at Michigan State (1/12)	N	0-3	0-0	0-0	0-0	0-0/0	2	1	2	0	0	0
vs. Iowa (1/16)	DNP											
vs. Rutgers (1/22)	Y	37	2-4	0-1	1-1	0-4/4	2	1	3	2	0	5
vs. Ohio State (1/27)	N	26	4-8	1-1	3-5	1-3/4	1	1	0	1	0	12
at Wisconsin (1/30)	N	22	1-2	0-0	2-2	1-2/3	4	1	3	0	0	4
vs. Purdue (2/2)	N	12	0-0	0-0	0-0	0-2/2	1	2	0	0	0	0
at Iowa (2/6)	N	12	1-5	1-1	2-2	0-0/0	2	0	1	1	1	5
at Nebraska (2/9)	N	19	4-5	0-0	3-4	1-4/5	3	0	3	0	0	11
vs. Penn State (2/12)	N	25	2-5	0-0	0-0	0-2/2	2	1	1	0	0	4
at Ohio State (2/15)	N	23	1-3	0-0	5-6	0-5/5	2	0	1	0	3	7
at Penn State (2/17)	N	21	1-8	0-2	3-6	2-5/7	0	0	0	0	1	5
vs. Northwestern (2/19)	Y	39	5-8	0-2	1-2	0-6/6	1	5	1	0	4	11
vs. Wisconsin (2/23)	Y	27	3-5	0-0	5-6	1-2/3	4	0	1	1	0	11
vs. Indiana (2/27)	N	22	4-6	0-1	5-6	0-5/5	2	2	1	0	1	13
at Maryland (3/2)	N	30	2-5	0-0	0-0	3-6/9	5	0	0	0	1	4
at Northwestern (3/6)	N	21	2-11	1-1	3-4	0-4/4	2	0	1	0	2	8

### CAREER STATISTICS

Season	Gp	Gs	Min	Avg	3-POINT				REBOUNDS								Pts	Avg		
					Fg-Fga	Pct.	Ft-Fta	Pct.	O-D/Tot	Avg	Pf/Dq	Asst	TO	Blk	ST					
2019-20*	28	26	948	33.9	141-325	.434	7-27	.259	69-124	.556	46-214-260	9.3	84/3	74	109	12	29	358	12.8	(At New Hampshire)
2020-21*	DNP Due to Injury																			
2021-22	27	3	578	21.4	67-143	.469	3-13	.231	55-78	.705	13-83/96	3.6	51-1	25	31	8	22	192	7.1	(at Minnesota)
<b>Career</b>	<b>55</b>	<b>31</b>	<b>1527</b>	<b>27.8</b>	<b>208-468</b>	<b>.444</b>	<b>10-40</b>	<b>.250</b>	<b>124-200</b>	<b>.620</b>	<b>59-297/356</b>	<b>6.5</b>	<b>135-4</b>	<b>99</b>	<b>140</b>	<b>20</b>	<b>51</b>	<b>550</b>	<b>10.0</b>	



# 25 WILL RAMBERG

GUARD | SO | 6-5 | 205  
GRAND MARAIS, MINN  
MCGILL | COOK COUNTY HS

## 2021-22 SEASON

Played four minutes in the Kansas City win (11/9) • scored his first points as a Golden Gopher in the Purdue Fort Wayne win (11/19) • saw three minutes of action against Mississippi State (12/5) • saw action against Texas A&M CC (12/14) • played 14 minutes against Illinois (1/4) • played 11 minutes against Iowa (1/16) • saw action in the Maryland game (3/2).

## PRIOR TO MINNESOTA

Was a part of McGill University basketball team (Canada) • appeared in 10 games for McGill and started in last playoff game where he scored 12 points and had three rebounds.

## HIGH SCHOOL

A 2019 graduate of Cook County High School in Grand Marais • all time boys leading scorer at CCHS with 1,346 points • all conference selection his sophomore, junior and senior seasons • averaged 27 ppg and 14 rbg his senior year • scored a season-high 49 points against Duluth Marshall • scored 20 points with 20 rebounds against Nashwauk-Keewatin in the section quarterfinals • during his junior year averaged 24 ppg and 11rbg.

## PERSONAL

Parents are Kathryn and Stephen • has a younger sister, Louise • intends to major in Economics.

## CAREER HIGHS

### Minutes

4 - vs. Kansas City (11/12/21)

### Points

3 - vs. Purdue Ft. Wayne (11/19/21)

### FG Attempts

1 - vs. Purdue Ft. Wayne (11/19/21)

### FG Made

1 - vs. Purdue Ft. Wayne (11/19/21)

### FT Attempts

1 vs. Purdue Ft. Wayne (11/19/21)

### FT Made

1 vs. Purdue Ft. Wayne (11/19/21)

## 2021-22 GAME-BY-GAME (MN SEASON)

Opponent (Date)	Start	Min	Fg-Fa	3g-3a	Ft-Fta	O-D/T	PF	A	TO	Blk	Stl	Pts
Kansas City (11/9)	N	4	-	-	-	-	-	-	-	-	-	-
Western Ky (11/12)	DNP											
Princeton (11/14)	DNP											
PFW (11/19)	N	3	1-1	0-0	1-1	0-0/0	0	0	0	0	0	3
Jacksonville (11/24)	N	1	0-0	0-0	0-0	0-0/0	0	0	1	0	0	0
at Pittsburgh (11/30)	DNP											
at Miss State (12/5)	N	0-1	0-0	0-0	0-0	0-0/0	0	0	0	0	0	0
vs. Mich State (12/8)	DNP											
at Michigan (12/11)	N	2	0-0	0-0	0-0	0-0/0	1	0	0	0	0	0
vs. TAMCC (12/14)	N	2	0-0	0-0	0-0	0-0/0	0	0	0	0	0	0
vs. Green Bay (12/22)	DNP											
vs. Illinois (1/4)	N	14	1-2	0-1	0-2	1-1/2	0	0	0	0	0	2
at Indiana (1/9)	N	1	0-0	0-0	0-0	0-0/0	0	0	0	0	0	0
at Michigan State (1/12)	N	0-0	0-0	0-0	0-0	0-0/	0	0	0	0	0	0
vs. Iowa (1/16)	N	11	0-1	0-0	0-0	0-0/0	1	1	1	0	1	0
vs. Rutgers (1/22)	DNP-Injury											
vs. Ohio State (1/27)	DNP-Injury											
at Wisconsin (1/30)	DNP-Injury											
vs. Purdue (2/2)	DNP-Injury											
at Iowa (2/6)	DNP-Injury											
at Nebraska (2/9)	DNP-Injury											
vs. Penn State (2/12)	DNP-Injury											
at Ohio State (2/15)	N	2	0--0	0-0	0-0	0-0/0	0	0	0	0	0	0
at Penn State (2/17)	DNP											
vs. Northwestern (2/19)	N	2	0-0	0-0	0-0	0-0/0	0	0	0	0	0	0
vs. Wisconsin (2/23)	DNP											
vs. Indiana (2/27)	DNP											
at Maryland (3/2)	N	1	0-0	0-0	0-0	0-0/0	0	0	0	0	0	0
at Northwestern (3/6)	DNP											

## CAREER STATISTICS

Season	Gp	Gs	Min	Avg	3-POINT				REBOUNDS										
					Fg-Fga	Pct.	Fg-Fga	Pct.	Ft-Fta	Pct.	O-D/Tot	Avg	Pf/Dq	Asst	TO	Blk	ST	Pts	Avg
2021-22	13	0	48	3.7	2-5	.400	0-1	.000	1-3	.333	2-2/4	0.3	2-0	1	2	0	1	5	0.4
Career	13	0	48	3.7	2-5	.400	0-1	.000	1-3	.333	2-2/4	0.3	2-0	1	2	0	1	5	0.4





42

# TREYTON THOMPSON

CENTER | FR | 7-0 | 210  
 GLENWOOD, MINN  
 ALEXANDRIA // LA LUMIERE SCHOOL

**2021-22 SEASON**

Made his Minnesota debut in the win against Princeton (11/14) • saw four minutes of action in the Purdue Fort Wayne win (11/19) • played six minutes against Texas A&M CC (12/14) and scored his first collegiate point • played a career-high 11 minutes and had eight points against Iowa (1/16) • started in his first collegiate game in the win vs Rutgers (1/22) and scored 10 points, had six rebounds and had a block • played 12 minutes against Purdue (2/2) • had three points against Northwestern (2/19).

**OVERVIEW**

Signed his national letter of intent in November 2020 • enrolled into classes in June 2021 • four-star recruit who was ranked the No. 22 center in the nation according to ESPN • 247Sports Composite Rankings rates him as a three-star prospect, 122nd overall in the nation and No. 21 in the country at his position.

**HIGH SCHOOL**

Spent his freshman and sophomore seasons at Alexandria High School (Alexandria, Minn.) and averaged 15.8 points and 8.5 rebounds per game as a sophomore • transferred to La Lumiere School in La Porte, Ind., for his junior and senior seasons • helped lead the Lakers to a 22-5 record as a junior against competition from across the country • averaged 4.3 points and 4.7 rebounds per game as a senior as La Lumiere was ranked third nationally heading into the season by MaxPreps.com • on the AAU circuit, Thompson has played for D1 Minnesota, which is rated among the top programs in the country.

**CAREER HIGHS**

**Minutes**

11 - vs. Iowa (1/16/22)

**FG Attempts**

3 - vs. Iowa (1/16/22)

**FT Attempts**

2 vs. TAMCC (12/14/21)

**FT Made**

2 vs. Iowa (1/16/22)

**FT Attempts**

3 vs. Iowa (1/16/22)

**Rebounds**

2 2x, last vs. Iowa (1/16/22)

**Blocks**

1 vs. Purdue Ft. Wayne (11/19/21)

**2021-22 GAME-BY-GAME (MN SEASON)**

Opponent (Date)	Start	Min	Fg-Fa	3g-3a	Ft-Fta	O-D/T	PF	A	TO	Blk	Stl	Pts
Kansas City (11/9)	DNP											
Western Ky (11/12)	DNP											
Princeton (11/14/21)	N	1	0-0	0-0	0-0	0-0/0	0	0	0	0	0	0
PFW (11/19)	N	4	0-0	0-0	0-0	0-2/2	1	0	0	1	0	0
Jacksonville (11/24)	N	1	0-0	0-0	0-0	0-0/0	0	0	0	0	0	0
at Pittsburgh (11/30)	DNP											
at Mlss State (12/5)	DNP											
vs. Mich State (12/8)	DNP											
at Michigan (12/11)	DNP											
vs. TAMCC (12/14)	N	6	0-1	0-1	1-2	0-0/0	1	0	1	0	0	1
vs. Green Bay (12/22)	N	3	0-1	0-1	0-0	0-0/0	2	0	0	0	0	0
vs. Illinois (1/4)	N	2	0-1	0-1	0-0	0-1/1	0	0	0	0	0	0
at Indiana (1/9)	DNP											
at Michigan State (1/12)	DNP											
vs Iowa (1/16)	N	11	3-3	0-0	2-3	2-0/2	2	0	0	0	0	8
vs. Rutgers (1/22)	Y	40	4-7	2-3	0-0	2-4/6	3	1	3	1	1	10
vs. Ohio State (1/27)	N	17	2-3	1-1	0-0	2-2/4	2	0	0	0	0	5
at Wisconsin (1/30)	N	4	0-0	0-0	0-0	0-0/0	0	0	0	0	1	0
vs. Purdue (2/2)	N	12	2-4	1-2	0-0	0-0/0	4	0	1	0	1	5
at Iowa (2/6)	N	15	0-1	0-1	0-0	0-2/2	0	0	0	0	0	0
at Nebraska (2/9)	N	8	0-2	0-1	0-0	0-0/0	2	1	0	0	0	0
vs. Penn State (2/12)	DNP											
at Ohio State (2/15)	N	11	2-3	1-2	0-0	1-0/1	3	0	0	0	0	5
at Penn State (2/17)	N	7	0-1	0-0	0-0	0-3/3	0	1	1	1	1	0
vs. Northwestern (2/19)	N	7	1-2	1-1	0-0	1-0/1	2	0	1	0	0	3
vs. Wisconsin (2/23)	2	0-1	0-1	0-0	0-0	0-0/0	1	0	0	0	0	0
vs. Indiana (2/27)	DNP											
at Maryland (3/2)	3	0-0	0-0	0-0	0-0	0-0/0	0	0	0	0	1	0
at Northwestern (3/6)	1	0-0	0-0	0-0	0-0	0-0/0	1	0	0	0	0	0

**CAREER STATISTICS**

Season	Gp	Gs	Min	Avg	3-POINT				REBOUNDS								Pts	Avg	
					Fg-Fga	Pct.	Ft-Fta	Pct.	O-D/Tot	Avg	Pf/Dq	Asst	TO	Blk	ST				
2021-22	19	1	154	8.1	14-30	.467	6-15	.400	3-5	.600	8-14/22	1.2	24-0	5	8	6	3	37	1.9
Career	19	1	154	8.1	14-30	.467	6-15	.400	3-5	.600	8-14/22	1.2	24-0	5	8	6	3	37	1.9

# Game 1: Minnesota 71, Kansas City 56



Official Basketball Box Score - Final  
**Kansas City at Minnesota**  
 11/09/21 Williams Arena, Minneapolis  
 2021-22 Men's Basketball

Game Time: 7:00 P  
 Game Duration: 1:4  
 Attendance: 8,81

Kansas City - 56

Record: 0-1

NO. Name	Min	FG		3P		FT		Rebounds		Fouls		TP	AS	TO	ST	Blocks		+/-
		M-A	M-A	M-A	M-A	OR	DR	PF	FD	BS	BA							
20 Josiah Allick	F 40:00	7-10	2-3	5-6	1	4	5	3	5	21	2	3	0	2	0	0	-15	
1 Evan Gilyard II	F 28:00	5-13	2-5	0-1	0	1	1	4	2	12	0	1	0	0	1	-11		
4 Jacob Johnson	G 33:40	3-8	0-2	0-0	1	2	3	2	0	6	5	2	0	0	1	-21		
11 Anderson Kopp	G 25:44	1-6	0-3	0-0	1	4	5	3	3	2	3	0	2	1	0	-10		
33 Marvin Nesbitt Jr.	G 33:10	5-9	1-3	0-1	0	7	7	3	2	11	2	4	0	0	1	-15		
34 Jack Chapman	19:54	1-3	0-0	0-0	0	3	3	1	0	2	0	1	0	2	-6			
21 Sam Martin	10:03	0-0	0-0	2-2	0	0	0	1	2	2	1	1	0	0	-1			
35 Caden Boser	09:29	0-2	0-2	0-0	0	1	1	4	0	0	0	0	0	0	1	-4		
Team					1	4	5			0								
<b>Totals</b>		22-51	5-18	7-10	4	26	30	21	14	56	13	12	2	5	6	-15		

Technical Fouls: NONE

Minnesota - 71

Record: 1-0

NO. Name	Min	FG		3P		FT		Rebounds		Fouls		TP	AS	TO	ST	Blocks		+/-
		M-A	M-A	M-A	M-A	OR	DR	PF	FD	BS	BA							
1 Eric Curry	F 24:18	2-5	0-0	3-4	1	6	7	3	7	7	2	2	2	2	0	0	19	
10 Jamison Battle	F 35:00	7-13	3-9	1-1	1	2	3	4	1	18	1	2	2	0	0	6		
0 Payton Willis	G 34:26	5-11	3-6	0-2	0	1	1	0	2	13	6	3	2	1	0	15		
12 Luke Loewe	G 35:22	3-8	1-5	2-2	0	2	2	2	3	9	3	0	0	0	1	17		
20 E.J. Stephens	G 32:54	5-9	1-2	2-4	1	5	6	3	3	13	3	2	2	0	1	19		
15 Charlie Daniels	15:42	1-1	0-0	1-1	0	4	4	1	2	3	1	0	0	3	0	-4		
24 Sean Sutherlin	18:23	1-5	0-0	6-6	0	5	5	1	3	8	1	0	0	0	3	-9		
25 Will Ramberg	03:55	0-0	0-0	0-0	0	0	0	0	0	0	0	0	0	0	0	12		
Team					2	3	5			0								
<b>Totals</b>		24-52	8-22	15-20	5	28	33	14	21	71	17	9	8	6	5	15		

Technical Fouls: NONE

	KC	UMN
Biggest lead	2 (1 <sup>st</sup> 18:39)	17 (2 <sup>nd</sup> 0:25)
Best Scoring Run	5 (1 <sup>st</sup> 9:55)	12 (2 <sup>nd</sup> 3:21)
Lead Changes	3	3
Times Tied	0	0
Time with Lead	01:19	37:20

Points from	KC	UMN	Period by Period Scoring		
			1st	2nd	TOT
Turnovers	6	27			
Paint	32	28			
Second Chance	6	3			
Fast Breaks	2	4			
Bench	4	11			
	KC	UMN	25	31	56
	UMN	KC	33	38	71

Shooting By Period	
1 <sup>st</sup> FG%	9-25 36.0%
3PT%	3-10 30.0%
FT%	4-4 100%
2 <sup>nd</sup> FG%	13-26 50.0%
3PT%	2-6 33.3%
FT%	3-6 50%
GM FG%	22-51 43.1%
3PT%	5-18 27.8%
FT%	7-10 70.0%

Dead Ball Rebounds: 0

# Game 3: Minnesota 87, Princeton 80 (2OT)



Official Basketball Box Score - Final  
**Minnesota at Princeton**  
 11/14/21 Harral's Cherokee Center, Asheville  
 2021-22 Men's Basketball

Game Time: 7:30 PM  
 Game Duration: 2:25

Minnesota - 87

Record: 3-0

NO. Name	Min	FG		3P		FT		Rebounds		Fouls		TP	AS	TO	ST	Blocks		+/-
		M-A	M-A	M-A	M-A	OR	DR	PF	FD	BS	BA							
1 Eric Curry	F 33:16	4-9	0-0	0-0	1	5	6	4	0	8	0	1	0	2	0	5		
10 Jamison Battle	F 47:46	10-17	1-3	3-6	0	11	11	3	7	24	0	5	1	0	0	2		
0 Payton Willis	G 44:33	11-18	3-4	4-7	1	9	10	1	6	29	2	3	3	2	1	7		
12 Luke Loewe	G 43:14	3-6	0-1	1-2	0	5	5	4	1	7	2	0	3	0	0	13		
20 E.J. Stephens	G 47:07	2-5	0-2	1-3	0	1	1	0	2	5	2	4	1	0	1	1		
15 Charlie Daniels	12:19	0-2	0-0	0-0	4	4	3	0	0	0	0	0	1	1	0	7		
24 Sean Sutherlin	19:30	4-6	0-0	6-11	0	6	6	1	7	14	0	1	1	0	0	-5		
2 Abdoulaye Thiam	02:14	0-0	0-0	0-0	0	0	0	0	0	0	0	0	0	0	0	5		
42 Treyton Thompson	00:01	0-0	0-0	0-0	0	0	0	0	0	0	0	0	0	0	0	0		
Team					1	1	2			0								
<b>Totals</b>		34-63	4-10	15-29	3	42	45	16	23	87	6	14	10	5	2	7		

Technical Fouls: NONE

Princeton - 80

Record: 2-1

NO. Name	Min	FG		3P		FT		Rebounds		Fouls		TP	AS	TO	ST	Blocks		+/-
		M-A	M-A	M-A	M-A	OR	DR	PF	FD	BS	BA							
5 Drew Friberg	F 20:22	0-2	0-1	0-0	2	6	8	2	0	0	1	0	0	0	0	-5		
15 Tosan Ebuomwan	F 46:44	8-18	0-3	0-4	2	3	5	2	5	16	7	3	1	0	0	-6		
54 Zach Martin	F 11:51	2-3	0-1	0-0	0	2	2	1	0	4	0	0	0	1	0	3		
13 Jaelin Llewellyn	G 40:13	7-21	2-8	3-4	0	1	1	4	5	19	0	1	1	0	2	-11		
14 Ethan Wright	G 39:34	6-13	2-5	0	2	16	15	5	11	14	1	0	3	0	3	0		
3 Ryan Langberg	32:17	4-11	2-8	0-0	3	3	4	0	10	1	2	0	0	0	-13			
32 Keeshawn Kellman	11:55	3-5	0-0	1-2	0	1	1	1	2	7	1	0	0	0	4			
4 Matt Allocco	20:53	0-1	0-0	0-0	0	0	0	3	0	0	2	2	0	0	-7			
44 Mason Hooks	14:58	3-5	0-0	2-2	1	2	3	1	3	8	0	0	1	0	-4			
40 Max Hooks	11:13	1-2	0-1	0-0	1	2	3	0	2	0	2	0	0	0	4			
Team					1	0	1			0								
<b>Totals</b>		34-81	6-28	6-12	9	36	45	23	16	80	11	10	7	2	5	-7		

Technical Fouls: NONE

	UM	Prin
Biggest lead	11 (2 <sup>nd</sup> 6:26)	4 (1 <sup>st</sup> 10:41)
Best Scoring Run	11 (1 <sup>st</sup> 0:43)	7 (2 <sup>nd</sup> 4:54)
Lead Changes	9	8
Times Tied	6	14
Time with Lead	32:28	09:51

Points from	UM	Prin	Period by Period Scoring		
			1st	2nd	TOT
Turnovers	4	9			
Paint	44	56			
Second Chance	0	8			
Fast Breaks	14	10			
Bench	14	27			
	UM	Prin	38	21	13
	Prin	UM	30	29	13

Shooting By Period	
1 <sup>st</sup> FG%	14-32 43.8%
3PT%	2-13 15.4%
FT%	0-1 0%
2 <sup>nd</sup> FG%	12-27 44.4%
3PT%	2-6 33.3%
FT%	3-6 50%
GM FG%	8-22 36.4%
3PT%	2-9 22.2%
FT%	3-5 60%
GM FG%	34-81 42.0%
3PT%	6-28 21.4%
FT%	6-12 50.0%

Dead Ball Rebounds: 2

# Game 2: Minnesota 73, Western Kentucky 69



Official Basketball Box Score - Final  
**Western Ky. at Minnesota**  
 11/12/21 Harral's Cherokee Center, Asheville  
 2021-22 Men's Basketball

Game Time: 5:30 P  
 Game Duration: 2

Western Ky. - 69

Record: 1-1

NO. Name	Min	FG		3P		FT		Rebounds		Fouls		TP	AS	TO	ST	Blocks		+/-
		M-A	M-A	M-A	M-A	OR	DR	PF	FD	BS	BA							
1 Jaylen Butz	F 19:16	2-3	0-0	1-2	1	0	1	2	5	0	3	1	0	0	0	-10		
3 Jairos Hamilton	F 31:26	5-14	2-6	0-2	1	5	6	5	2	12	0	2	0	1	0	6		
4 Josh Anderson	G 36:52	2-8	1-3	2-2	0	5	3	2	7	2	0	2	0	0	-2			
14 Luke Frampton	G 33:57	2-9	0-5	0-0	1	4	5	2	0	4	2	3	0	0	-5			
20 Dayvion McKnight	G 38:36	10-16	1-2	13-14	2	7	9	1	8	34	4	0	4	0	-1			
33 Jamarion Sharp	20:44	2-3	0-0	0-0	1	5	6	2	0	4	0	1	1	2	0	6		
5 Noah Stansbury	03:53	0-0	0-0	0-0	0	0	0	1	0	0	0	0	0	0	-6			
13 Sherman Brashear	15:16	1-3	1-3	0-0	0	1	1	1	0	3	1	0	0	0	-8			
Team					0	1	1			0								
<b>Totals</b>		24-56	5-19	16-20	6	28	34	16	15	69	9	10	8	3	1	-4		

Technical Fouls:

# Game 5: Minnesota 55, Jacksonville 44



Official Basketball Box Score - Final  
**Jacksonville at Minnesota**  
 11/20/21 Williams Arena, Minneapolis  
 2021-22 Men's Basketball

Game Time: 6:00 PM  
 Game Duration: 1:56  
 Attendance: 9

Officials: Rob Kuanman, Michael Kib, Brian Mt

Jacksonville - 44

Record: 2-2

NO. Name	Min	FG		3P		FT		Rebounds		Fouls		TP	AS	TO	ST	Blocks		+/-	
		M-A	M-A	M-A	M-A	OR	DR	OR	DR	PF	FF					BS	BA		
12 Mike Marsh	F 18:02	2-5	0-1	0-0	2	2	4	3	3	4	0	3	0	0	0	0	0	0	-15
15 Osayi Osifo	F 13:28	2-3	0-0	0-2	2	2	4	3	1	4	0	3	0	0	0	0	0	5	
10 Oyas Powell	G 28:15	2-9	0-3	0-0	0	4	4	2	0	4	2	0	1	0	1	0	0	-15	
11 Jordan Davis	G 36:06	1-11	0-3	2-2	0	8	8	1	1	4	0	3	1	0	0	0	0	-18	
31 George Fridgett	G 21:05	1-4	0-3	0-0	1	0	1	1	0	2	1	1	0	0	0	0	0	0	
5 Bryce Workman	23:14	2-7	0-0	1-2	5	7	0	2	5	0	4	0	1	1	0	0	0	-7	
0 Rod Brown	25:16	4-8	0-0	0-0	6	3	9	2	1	8	0	1	2	0	0	0	0	-5	
1 Tommy Bruner	28:25	4-11	1-4	2-2	1	0	1	1	11	2	0	0	0	0	0	0	0	-3	
2 Isaiah Broady	06:09	1-2	0-1	0-0	1	2	3	0	0	2	1	0	0	0	0	0	0	3	
Team					2	3	5			2	1	0	1						
Totals		19-60	1-15	5-8	17	29	46	13	9	44	6	16	6	1	2	0	0	-11	

Shooting By Period	
1st FG%	9-29 31.0%
3PT%	0-6 0.0%
FT%	2-2 100%
2nd FG%	10-31 32.3%
3PT%	1-9 11.1%
FT%	3-6 50%
GM FG%	19-60 31.7%
3PT%	1-15 6.7%
FT%	5-8 62.5%

Dead Ball Rebounds: 2

Technical Fouls: NONE

Minnesota - 55

Record: 5-0

NO. Name	Min	FG		3P		FT		Rebounds		Fouls		TP	AS	TO	ST	Blocks		+/-
		M-A	M-A	M-A	M-A	OR	DR	OR	DR	PF	FF					BS	BA	
1 Eric Curry	F 31:06	2-6	0-1	1-1	1	7	8	3	2	5	3	1	0	1	1	1	1	17
10 Jamison Battle	F 36:41	6-14	1-9	1-1	0	7	7	2	3	14	1	1	0	0	0	0	0	20
0 Payton Willis	G 35:51	6-10	2-3	3-4	2	4	6	0	3	17	3	2	2	0	0	0	0	9
12 Luke Loewe	G 27:02	1-4	0-2	0-0	0	0	0	0	1	2	1	3	0	0	0	0	0	7
20 E.J. Stephens	G 31:37	3-10	1-4	0-0	5	5	0	2	7	1	0	3	0	0	0	0	0	16
15 Charlie Daniels	07:41	0-2	0-0	0-0	1	1	3	0	0	0	0	0	0	0	1	0	0	-1
24 Sean Sutherland	22:14	5-6	0-0	0-0	1	1	1	2	1	2	1	2	1	0	0	0	0	4
2 Abdoulaye Thiam	04:09	0-2	0-0	0-0	0	0	0	0	0	0	1	0	1	0	0	0	0	-2
22 Danny Ogele	01:13	0-0	0-0	0-0	0	0	0	0	0	0	0	0	0	0	0	0	0	-7
25 Will Ramberg	01:13	0-0	0-0	0-0	0	0	0	0	0	0	0	1	0	0	0	0	0	-7
42 Treyton Thompson	01:13	0-0	0-0	0-0	0	0	0	0	0	0	0	0	0	0	0	0	0	-7
Team					0	0	0			0	0	0						
Totals		23-54	4-19	5-6	3	25	28	9	13	55	11	10	7	2	1	1	1	11

Shooting By Period	
1st FG%	12-27 44.4%
3PT%	1-8 12.5%
FT%	5-5 100%
2nd FG%	11-27 40.7%
3PT%	3-11 27.3%
FT%	0-1 0%
GM FG%	23-54 42.6%
3PT%	4-19 21.1%
FT%	5-6 83.3%

Dead Ball Rebounds: 0

Technical Fouls: NONE

JACK		UMN	
Biggest lead	3 (1 <sup>st</sup> 14:08)	18 (2 <sup>nd</sup> 1:34)	
Best Scoring Run	7 (2 <sup>nd</sup> 0:10)	10 (1 <sup>st</sup> 10:35)	
Lead Changes	2		
Times Tied	1		
Time with Lead	02:33	35:17	

Points from Turnovers		JACK/UMN	
Paint	20	34	
Second Chance	14	2	
Fast Breaks	6	4	
Bench	26	10	

Period by Period Scoring			
1st	2nd	TOT	
JACK	20	24	44
UMN	30	25	55

# Game 7: Minnesota 81, Mississippi State 76



Official Basketball Box Score - Final  
**Minnesota at Mississippi St.**  
 12/05/21 Humphrey Coliseum, Starkville  
 2021-22 Men's Basketball

Game Time: 1:01 PM  
 Game Duration: 1:56  
 Attendance: 6,967

Officials: Pat Adams, Steven Anderson, Rob Rork

Minnesota - 81

Record: 7-0

NO. Name	Min	FG		3P		FT		Rebounds		Fouls		TP	AS	TO	ST	Blocks		+/-
		M-A	M-A	M-A	M-A	OR	DR	OR	DR	PF	FF					BS	BA	
1 Eric Curry	F 30:24	3-6	0-2	6-6	0	5	5	4	4	12	1	0	1	0	0	0	0	-2
10 Jamison Battle	F 40:00	8-14	4-8	0-0	0	5	5	1	0	20	1	1	0	1	0	0	0	5
0 Payton Willis	G 38:08	8-15	4-8	4-5	0	4	4	1	4	24	7	2	2	0	1	8	0	1
12 Luke Loewe	G 38:11	5-10	1-3	0-0	1	2	3	3	3	11	4	0	0	0	0	0	0	1
20 E.J. Stephens	G 38:58	4-11	3-8	1-2	0	4	4	1	2	12	1	0	1	0	0	0	0	3
15 Charlie Daniels	09:34	1-2	0-0	0-0	2	1	3	1	0	2	1	0	0	0	0	0	0	10
2 Abdoulaye Thiam	01:49	0-0	0-0	0-0	0	0	0	0	0	0	0	0	0	0	0	0	0	-4
25 Will Ramberg	02:56	0-1	0-0	0-0	0	0	0	0	0	0	0	0	0	0	0	0	0	-4
Team					1	2	3			0	0	1						
Totals		29-59	12-29	11-13	4	23	27	12	13	81	15	4	4	3	3	5		

Shooting By Period		
1st FG%	15-35 42.9%	
3PT%	5-16 31.3%	
FT%	0	0%
2nd FG%	14-24 58.3%	
3PT%	7-13 53.8%	
FT%	11-13 84.6%	
GM FG%	29-59 49.2%	
3PT%	12-29 41.4%	
FT%	11-13 84.6%	

Dead Ball Rebounds: 0

Technical Fouls: NONE

Mississippi St. - 76

Record: 6-2

NO. Name	Min	FG		3P		FT		Rebounds		Fouls		TP	AS	TO	ST	Blocks		+/-
		M-A	M-A	M-A	M-A	OR	DR	OR	DR	PF	FF					BS	BA	
10 Garrison Brooks	F 30:25	5-8	3-4	0-0	5	5	0	1	13	0	3	0	0	0	1	0	0	0
13 D.J. Jeffries	F 32:27	4-8	1-3	0-0	3	6	9	1	1	9	2	1	0	2	0	0	0	-6
35 Tou Smith	F 29:49	3-9	0-0	1-3	1	3	4	3	7	1	3	0	0	0	0	0	0	-3
1 Iverson Molinar	G 38:44	2-20	2-11	6-6	0	5	5	2	6	26	6	1	0	0	0	0	0	1
3 Shakeel Moore	G 24:22	2-8	1-6	0-0	2	2	4	0	5	2	0	1	1	0	0	0	0	-12
0 Rocket Watts	16:54	3-7	2-5	0-0	0	1	1	1	0	8	0	0	0	0	0	0	0	0
4 Cameron Matthews	09:35	0-0	0-0	2-2	0	1	1	1	1	2	1	0	0	0	0	0	0	-5
2 Javian Davis	10:11	2-4	0-0	0-0	2	0	2	0	0	4	0	1	0	0	0	0	0	-2
11 Andersson Garcia	07:33	0-0	0-0	2-2	2	3	5	0	1	2	0	0	0	0	0	0	0	1
Team					1	2	3			0	0	0						
Totals		28-64	9-29	11-13	14	28	42	13	12	76	12	11	2	3	3	5		

Shooting By Period		
1st FG%	12-30 40.0%	
3PT%	4-13 30.8%	
FT%	4	100%
2nd FG%	16-34 47.1%	
3PT%	5-16 31.3%	
FT%	7-9 77.8%	
GM FG%	28-64 43.8%	
3PT%	9-29 31.0%	
FT%	11-13 84.6%	

Dead Ball Rebounds: 1

Technical Fouls: NONE

MIN		MSU	
Biggest lead	14 (1 <sup>st</sup> 15:52)	0 (1 <sup>st</sup> 20:00)	
Best Scoring Run	14 (1 <sup>st</sup> 15:52)	9 (1 <sup>st</sup> 6:29)	
Lead Changes	0		
Times Tied	1		
Time with Lead	38:20	00:00	

Points from Turnovers		MIN/MSU	
Paint	20	32	
Second Chance	7	17	
Fast Breaks	15	2	
Bench	2	16	

Period by Period Scoring			
1st	2nd	TOT	
MIN	35	46	81
MSU	32	44	76

# Game 6: Minnesota 54, Pittsburgh 53



Official Basketball Box Score - Final  
**Minnesota at Pitt**  
 11/30/21 Petersen Events Center, Pittsburgh, PA  
 2021-22 Men's Basketball

Game T  
 Game D  
 Attendance

Officials: Bert Smith, A.J. Desai, Claren

# Game 9: Minnesota 75, Michigan 65



Official Basketball Box Score - Final  
**Minnesota at Michigan**  
 12/11/21 Crisler Center, Ann Arbor  
 2021-22 Men's Basketball

Game Time: 6:30 PM  
 Game Duration: 1:5  
 Attendance: 12,46

Officials: Larry Scrotto, Chris Beaver, Brandon Gu

Minnesota - 75													
Record: 9-1 (1-1)													
NO. Name	Min	FG	3P	FT	Rebounds	Fouls	TP	AS	TO	ST	Blocks	+	
		M/A	M/A	M/A	OR DR TOT	PF					BS BA	/-	
1 Eric Curry	F 32:18	1-5	0-1	0-0	1 3 4	3 1	2	1	0	0	0	0	7
10 Jamison Battle	F 38:05	10-18	1-6	6-7	0 7 7	1 5 27	0	1	0	0	1	8	
0 Payton Willis	G 37:32	7-13	2-6	1-2	0 5 5	4 2 17	0	0	0	0	0	7	
12 Luke Loewe	G 33:08	5-11	1-3	3-6	1 3 4	0 4 14	1	0	0	0	1	9	
20 E.J. Stephens	G 31:58	5-8	2-2	1-1	1 3 4	0 1 13	0	1	1	0	1	6	
24 Sean Sutherland	17:22	1-2	0-0	0-0	0 1 1	2 4 2	0	0	0	0	1	0	
15 Charlie Daniels	07:42	0-0	0-0	0-0	0 0 0	0 0 0	0	0	0	1	0	0	
25 Will Ramberg	01:55	0-0	0-0	0-0	0 0 0	1 0 0	0	0	0	0	0	2	
Team					2 1 3	0	0	2					
<b>Totals</b>		29-57	6-18	11-16	5 23 28	14 17	75	2	4	2	1	3	

Shooting By Period	
1st FG%	13-32 40.6%
3PT%	2-8 25.0%
FT%	4-4 100%
2nd FG%	16-25 64.0%
3PT%	4-10 40.0%
FT%	7-12 58.3%
GM FG%	29-57 50.9%
3PT%	6-18 33.3%
FT%	11-16 68.8%

Dead Ball Rebounds: 1, 1

Technical Fouls: NONE

Michigan - 65												
Record: 6-4 (1-1)												
NO. Name	Min	FG	3P	FT	Rebounds	Fouls	TP	AS	TO	ST	Blocks	+
		M/A	M/A	M/A	OR DR TOT	PF					BS BA	/-
14 Moussa Diabate	F 32:16	2-3	0-0	3-6	3 10 13	1 5 7	3	1	0	0	2	0
1 Hunter Dickinson	C 34:27	9-15	0-2	1-1	2 8 10	2 4 19	2	1	0	0	0	-3
12 DeVante Jones	G 29:31	6-12	0-4	2-3	0 1 1	4 2 14	3	0	0	0	0	2
22 Caleb Houston	G 34:32	2-7	1-4	3-4	1 2 3	3 2 8	1	3	0	1	1	-6
55 Eli Brooks	G 39:39	5-14	2-7	0-0	0 0 0	1 0 12	1	0	0	0	0	-11
23 Brandon Johns Jr.	12:26	0-0	0-0	0-0	0 3 3	0 0 0	0	0	0	0	0	-8
10 Frankie Collins	11:41	2-2	0-0	1-2	0 1 1	4 1 5	2	2	0	0	0	-12
5 Terrance Williams II	05:28	0-2	0-1	0-0	0 1 1	2 0 0	0	0	0	0	0	-4
Team					1 1 2	0	0	0				
<b>Totals</b>		26-55	3-18	10-16	7 27 34	17 14	65	12	8	0	3	-10

Shooting By Period	
1st FG%	15-29 51.7%
3PT%	1-8 12.5%
FT%	5-8 62.5%
2nd FG%	11-26 42.3%
3PT%	2-10 20.0%
FT%	5-8 62.5%
GM FG%	26-55 47.3%
3PT%	3-18 16.7%
FT%	10-16 62.5%

Dead Ball Rebounds: 4, 1

Technical Fouls: NONE

Points from Turnovers	
Minn	9
Mich	4

Period by Period Scoring		
1st	2nd	TOT
Minn 32	43	75
Mich 36	29	65

# Game 11: Minnesota 72, Green Bay 56



Official Basketball Box Score - Final  
**Green Bay at Minnesota**  
 12/22/21 Williams Arena, Minneapolis  
 2021-22 Men's Basketball

Game Time: 4:00 PM  
 Game Duration: 1:46  
 Attendance: 10,302

Officials: Bo Borowiak, Eli Phillips, King Yelvestone

Green Bay - 56												
Record: 2-9												
NO. Name	Min	FG	3P	FT	Rebounds	Fouls	TP	AS	TO	ST	Blocks	+
		M/A	M/A	M/A	OR DR TOT	PF					BS BA	/-
3 Japannah Kellogg II	F 33:43	3-6	0-0	1-2	1 5 6	2 3 7	0	0	0	0	1	-17
11 Gabe Meyer	F 27:23	2-6	0-2	5-5	1 6 7	3 4 9	1	1	1	2	0	-19
2 Kamari McGee	G 31:14	7-14	0-3	0-0	0 0 0	1 0 14	3	1	1	0	0	-14
15 Donovan Hony	G 31:44	5-10	1-5	0-0	0 4 4	2 0 11	0	5	0	0	0	-14
23 Emmanuel Anyegwu	G 32:43	4-8	0-1	0-0	3 5 8	2 2 8	2	0	0	1	1	-20
13 Ryan Clarin	13:39	0-2	0-1	0-0	1 0 1	3 0 0	0	1	1	0	0	4
14 Randy Tucker	13:51	2-5	1-3	0-0	1 0 1	0 0 0	0	2	0	2	0	-1
55 Nate Jenkins	10:28	1-4	0-2	0-0	1 2 3	1 0 2	2	0	0	0	0	1
12 Cam Kircman	05:15	0-1	0-1	0-0	0 1 1	0 0 0	0	0	0	0	0	0
Team					1 0 1	0	0	0				
<b>Totals</b>		24-56	2-18	6-7	9 23 32	14 10	56	9	10	2	6	-18

Shooting By Period	
1st FG%	13-27 48.1%
3PT%	1-9 11.1%
FT%	2-2 100%
2nd FG%	11-29 37.9%
3PT%	4-5 80%
FT%	1-0 100%
GM FG%	24-56 42.9%
3PT%	2-18 11.1%
FT%	6-7 85.7%

Dead Ball Rebounds: 1, 0

Technical Fouls: NONE

Minnesota - 72												
Record: 10-1												
NO. Name	Min	FG	3P	FT	Rebounds	Fouls	TP	AS	TO	ST	Blocks	+
		M/A	M/A	M/A	OR DR TOT	PF					BS BA	/-
1 Eric Curry	F 25:01	3-7	0-0	5-6	0 10 10	2 4 11	2	1	0	0	0	23
10 Jamison Battle	F 36:33	9-15	3-5	2-2	0 6 6	1 2 23	2	0	1	1	1	19
0 Payton Willis	G 36:05	6-9	2-3	0-1	2 2 4	0 1 14	10	1	3	0	0	10
12 Luke Loewe	G 37:49	1-4	1-3	2-2	0 1 1	2 2 5	1	1	1	0	0	24
20 E.J. Stephens	G 21:14	3-6	0-3	1-1	0 0 0	0 1 7	0	0	0	0	0	14
15 Charlie Daniels	14:59	0-0	0-0	0-0	0 0 0	3 0 0	0	0	0	0	0	-7
24 Sean Sutherland	20:49	4-8	0-0	4-5	0 3 3	0 3 12	1	1	0	2	1	-2
2 Abdoulaye Thiam	04:03	0-2	0-1	0-0	1 0 1	0 0 0	0	0	0	0	0	1
42 Treyton Thompson	03:27	0-1	0-1	0-0	0 0 0	2 1 0	0	0	0	0	0	-3
Team					2 1 3	0	0					
<b>Totals</b>		29-52	6-16	14-17	5 23 28	10 14	72	16	5	6	3	16

Shooting By Period	
1st FG%	10-26 38.5%
3PT%	1-9 11.1%
FT%	7-8 87.5%
2nd FG%	16-26 61.5%
3PT%	5-7 71.4%
FT%	7-9 77.8%
GM FG%	26-52 50.0%
3PT%	6-16 37.5%
FT%	14-17 82.4%

Dead Ball Rebounds: 1, 0

Technical Fouls: NONE

Points from Turnovers	
Minn	9
UMN	17

Period by Period Scoring		
1st	2nd	TOT
Minn 32	43	75
UMN 29	27	56

# Game 10: Minnesota 79, Texas A&M Corpus Christi



Official Basketball Box Score - Final  
**A&M-Corpus Christi at Minnesota**  
 12/14/21 Williams Arena, Minneapolis  
 2021-22 Men's Basketball

Game Time: 7:00 PM  
 Game Duration: 1:55  
 Attendance: 8,001

Officials: Dennis Eppley, Steve M.Jenkins, Brooke Walls

A&M-Corpus Christi - 71												
Record: 9-2												
NO. Name	Min	FG	3P	FT	Rebounds	Fouls	TP	AS	TO	ST	Blocks	+
		M/A	M/A	M/A	OR DR TOT	PF					BS BA	/-
10 Isaac Mushla	F 19:43	5-7	0-0	0-1	0 3 3	2 1 10	1	2	1	0	0	-14
13 DeLazarus Keys	F 17:06	0-3	0-0	2-2	0 4 4	3 3 2	1	0	1	0	0	-6
2 Myles Smith	G 14:34	0-4	0-2	0-0	1 1 2	1 1 0	0	2	2	0	0	-16
4 Jalen Jackson	G 32:20	5-11	1-2	4-4	2 1 3	4 5 15	3	1	5	1	1	-4
22 Simon Fryer	G 31:52	2-5	1-1	0-0	0 0 0	3 0 5	2	0	1	0	0	-9
11 Terion Mardix	21:27	7-12	2-2	2-2	0 5 5	4 2 18	2	1	3	0	1	7
32 Stephen Faramade	14:08	0-1	0-0	1-2	0 1 1	1 1 0	0	0	0	0	0	-7
0 Trevian Tennyson	25:34	5-17	1-5	0-0	0 0 0	1 1 11	1	1	2	2	1	0
3 Tyrese Nickelson	10:39	1-4	0-2	0-1	1 2 0	0 2 1	0	2	0	0	0	-1
5 Jordan Roberts	11:40	3-6	1-4	0-0	0 1 1	4 0 7	0	0	0	0	0	5
1 Ethan White	00:59	0-0	0-0	0-0	0 0 0	0 0 0	0	0	0	0	0	4
Team					2 0 2	0	0					
<b>Totals</b>		28-70	6-18	9-11	7 16 23	23 14	71	11	6	17	2	4

Shooting By Period	
1st FG%	12-34 35.3%
3PT%	2-7 28.6%
FT%	1-2 50%
2nd FG%	16-36 44.4%
3PT%	4-11 36.4%
FT%	8-9 88.9%
GM FG%	28-70 40.0%
3PT%	6-18 33.3%
FT%	9-11 81.8%

Dead Ball Rebounds: 1, 0

Technical Fouls: NONE

Minnesota - 79												
Record: 9-1												
NO. Name	Min	FG	3P	FT	Rebounds	Fouls	TP	AS	TO	ST	Blocks	+
		M/A	M/A	M/A	OR DR TOT	PF					BS BA	/-
1 Eric Curry	F 21:52	2-4	0-0	1-2	1 1 12	3 1 5	4	3	1	2	0	12
10 Jamison Battle	F 29:19	5-8	2-3	4-4	0 8 8	1 4 16	3	4	1	1	0	24
0 Payton Willis	G 35:46	6-8	5-6	0-0	2 2 4	2 1 17	3	4	0	0	0	0
12 Luke Loewe	G 28:08	3-7	2-5	4-4	0 3 3	1 3 12	5	3	0	1	1	20
20 E.J. Stephens	G 32:43	5-8	2-3	4								



# Game 13: Indiana 73, Minnesota 60



Official Basketball Box Score - Final  
**Minnesota at Indiana**  
 01/09/22 Simon Skjott Assembly Hall, Bloomington, Ind.  
 2021-22 Men's Basketball

Game Duration: 1:17  
 Attendance: 17,222

Officials: Larry Scrotto, Rob Kueneman, Don Da

Minnesota - 60

Record: 10-3 (1-3)

NO.	Name	Min	FG		3P		FT		Rebounds		Fouls		TP	AS	TO	ST	Blocks		+/-
			M	A	M	A	M	A	OR	DR	PF	FF					BS	BA	
1	Eric Curry	34:54	2-6	0-0	0-0	1-7	8-4	2-2	4-0	2-2	2-1	0-0	0	0	2	1	0	0	-15
10	Jamison Battle	37:46	7-17	3-10	2-3	0-6	6-3	3-3	19-0	0-0	0-0	0-0	0	0	0	0	1	0	-10
0	Payton Willis	37:48	8-18	2-8	0-2	1-4	5-1	4-4	18-2	1-1	0-0	0-0	0	0	0	0	0	-13	
12	Luke Loewe	36:12	0-8	0-4	0-0	0-3	3-4	0-0	4-1	0-0	0-0	0-0	0	0	0	0	0	-8	
20	E.J. Stephens	30:19	3-7	0-3	6-6	0-3	3-5	12-0	0-0	0-0	0-0	0	0	0	0	0	0	0	
15	Charlie Daniels	03:49	1-1	0-0	1-1	1-2	0-1	3-0	0-0	0-0	0-0	0	0	0	0	0	0	3	
24	Sean Sutherlin	17:52	2-3	0-0	0-0	0-3	2-0	4-0	0-1	1-0	0-0	0	0	0	0	0	0	-18	
25	Will Ramberg	01:20	0-0	0-0	0-0	0-0	0-0	0-0	0-0	0-0	0-0	0	0	0	0	0	0	0	
Team									4-0	4-4									
Totals			23-60	5-25	9-12	7-27	34-17	15-60	6-5	5-2	4-13								

**Shooting By Period**

1st FG% 13-33 39.4%  
 3PT% 2-13 15.4%  
 FT% 1-1 100%

2nd FG% 10-27 37.0%  
 3PT% 3-12 25.0%  
 FT% 8-11 72.7%

GM FG% 23-60 38.3%  
 3PT% 5-25 20.0%  
 FT% 9-12 75.0%

Dead Ball Rebounds: 1, 1

Technical Fouls: NONE

Indiana - 73

Record: 12-3 (3-3)

NO.	Name	Min	FG		3P		FT		Rebounds		Fouls		TP	AS	TO	ST	Blocks		+/-
			M	A	M	A	M	A	OR	DR	PF	FF					BS	BA	
12	Miller Kopp	21:59	1-3	1-2	0-0	2-2	4-1	0-3	2-0	2-0	0-0	0-0	0	0	0	0	0	0	-4
23	Trayce Jackson-Davis	34:28	6-11	0-0	1-2	1-11	12-2	2-4	13-2	2-1	0-0	0-0	0	0	0	0	0	0	12
25	Race Thompson	31:28	4-7	0-1	2-2	1-4	5-1	2-10	2-0	1-0	0-0	0	0	0	0	0	0	11	
0	Xavier Johnson	21:51	4-10	2-6	4-5	1-2	3-4	5-14	5-1	0-0	1-0	0	0	0	0	0	0	7	
45	Parker Stewart	19:53	4-5	2-3	2-4	0-3	3-3	12-0	0-1	0-0	0-0	0	0	0	0	0	0	-9	
1	Rob Phinisee	28:59	4-10	4-9	1-2	0-3	3-3	13-4	0-2	2-1	0-0	0	0	0	0	0	0	22	
2	Michael Durr	04:41	1-1	0-0	0-0	0-0	0-0	0-0	2-0	0-0	0-0	0	0	0	0	0	0	-1	
22	Jordan Geronimo	09:23	0-0	0-0	0-0	0-3	0-0	0-0	0-0	0-0	0-0	0	0	0	0	0	0	0	
32	Trey Galloway	21:52	3-6	0-2	0-0	1-2	3-3	1-6	1-2	0-0	1-0	0	0	0	0	0	0	20	
53	Tamar Bates	05:26	0-3	0-1	0-0	0-1	1-0	0-0	1-1	0-0	0-0	0	0	0	0	0	0	0	
Team									1-1	2-0									
Totals			27-56	9-24	10-15	7-32	39-15	17-73	17-6	3-4	2-13								

**Shooting By Period**

1st FG% 15-30 50.0%  
 3PT% 7-15 46.7%  
 FT% 2-2 100%

2nd FG% 12-26 46.2%  
 3PT% 2-9 22.2%  
 FT% 8-13 61.5%

GM FG% 27-56 48.2%  
 3PT% 9-24 37.5%  
 FT% 10-15 66.7%

Dead Ball Rebounds: 0, 1

Technical Fouls: NONE

	MINN	IND
Biggest lead	5 (1st 15:45)	13 (2nd 0:38)
Best Scoring Run	9 (2nd 12:25)	10 (2nd 3:56)
Lead Changes	7	
Times Tied	6	
Time with Lead	11:07	25:08

Points from	MINN		IND	
	Turnovers	30	30	7
Paint	3	13		
Second Chance	3	13		
Fast Breaks	3	7		
Bench	7	21		

Period by Period Scoring	MINN		IND	
	1st	2nd	TOT	TOT
	29	31	60	73

# Game 15: Iowa 81, Minnesota 71



Official Basketball Box Score - Final  
**Iowa at Minnesota**  
 01/09/22 Williams Arena, Minneapolis  
 2021-22 Men's Basketball

Game Time: 1:00 PM  
 Game Duration: 2:22  
 Attendance: 10,925

Officials: Larry Scrotto, Brian Dorsey, Brandon Ouz

Iowa - 81

Record: 13-4 (3-3)

NO.	Name	Min	FG		3P		FT		Rebounds		Fouls		TP	AS	TO	ST	Blocks		+/-
			M	A	M	A	M	A	OR	DR	PF	FF					BS	BA	
0	Filip Brabraca	32:21	6-11	0-1	0-0	6-6	12-2	2-12	1-1	3-2	1-8								
15	Keegan Murray	36:04	11-17	1-3	2-3	4-6	10-2	4-25	0-0	2-2	0-6								
22	Patrick McCaffery	31:28	4-11	2-5	2-4	0-3	0-5	12-1	1-1	0-1	1-11								
2	Joe Toussaint	26:16	4-8	0-2	0-1	0-2	2-1	2-8	7-3	1-0	0-0								
3	Jordan Bohannon	30:08	3-11	2-8	4-4	1-2	3-2	12-2	2-1	3-0	0-9								
4	Ahron Ula	11:38	0-1	0-0	0-0	0-1	2-2	0-0	0-3	0-0	0-0								
11	Tony Perkins	12:14	2-3	0-0	1-1	0-2	2-1	1-5	1-1	1-0	0-0								
20	Payton Sandfort	08:32	1-2	0-1	0-0	0-1	1-2	0-0	2-2	0-0	0-0								
24	Kris Murray	11:19	2-4	0-2	1-3	1-1	2-2	5-1	1-0	0-1	0-3								
Team									2-3	0-0									
Totals			33-68	5-22	10-16	15-25	40-14	18-81	18-8	10-5	2-10								

**Shooting By Period**

1st FG% 20-42 47.6%  
 3PT% 2-9 22.2%  
 FT% 1-1 100%

2nd FG% 13-26 50.0%  
 3PT% 3-13 23.1%  
 FT% 9-15 60%

GM FG% 33-68 48.5%  
 3PT% 5-22 22.7%  
 FT% 10-16 62.5%

Dead Ball Rebounds: 2, 0

Technical Fouls: NONE

Minnesota - 71

Record: 10-5 (1-5)

NO.	Name	Min	FG		3P		FT		Rebounds		Fouls		TP	AS	TO	ST	Blocks		+/-
			M	A	M	A	M	A	OR	DR	PF	FF					BS	BA	
10	Jamison Battle	38:30	7-14	4-7	2-4	0-8	8-2	5-20	2-2	0-0	0-1	-6							
15	Charlie Daniels	27:34	2-4	0-0	0-0	1-4	5-3	0-4	3-3	1-2	1-19								
0	Payton Willis	36:39	4-8	0-3	3-5	0-6	6-3	4-11	4-3	2-0	0-8								
12	Luke Loewe	30:44	2-8	0-1	0-0	0-0	0-5	0-4	0-2	0-0	2-9								
20	E.J. Stephens	40:00	9-15	2-5	2-2	0-2	2-1	2-22	1-2	1-0	0-1	-10							
25	Will Ramberg	11:28	0-1	0-0	0-0	1-2	1-0	0-0	1-1	1-0	0-0								
22	Abdoulaye Thiem	03:54	1-2	0-0	0-0	0-0	0-1	0-2	2-1	0-0	0-6								
42	Treyton Thompson	11:11	3-3	0-0	2-3	2-0	2-3	8-0	0-0	0-0	0-11								
Team									3-3	6-0									
Totals			28-55	6-16	9-14	7-24	31-18	14-71	12-14	5-2	5-10								

**Shooting By Period**

1st FG% 12-27 44.4%  
 3PT% 1-7 14.3%  
 FT% 2-5 40%

2nd FG% 16-28 57.1%  
 3PT% 5-9 55.6%  
 GM FG% 28-55 50.9%  
 3PT% 6-16 37.5%  
 FT% 9-14 64.3%

Dead Ball Rebounds: 0, 0

Technical Fouls: NONE

	IWA	UMN
Biggest lead	23 (2nd 14:48)	5 (1st 17:23)
Best Scoring Run	8 (1st 14:48)	9 (2nd 7:08)
Lead Changes	1	
Times Tied	1	
Time with Lead	34:48	04:23

Points from	IWA		UMN	
	Turnovers	12	11	
Paint	52	32		
Second Chance	17	3		
Fast Breaks	12	2		
Bench	12	10		

Period by Period Scoring	IWA		UMN	
	1st	2nd	TOT	TOT
	43	38	81	71

# Game 14: Michigan State 71, Minnesota 69



Official Basketball Box Score - Final  
**Minnesota at Michigan St.**  
 01/12/22 Breslin Events Center, East Lansing  
 2021-22 Men's Basketball

Game Time: 7:00  
 Game Duration: 2:00  
 Attendance: 14,747

Officials: Kelly Pfeifer, D.J. Carstensen, Edwin Yu

Minnesota - 69

Record: 10-4 (1-4)

NO.	Name	Min	FG		3P		FT		Rebounds		Fouls		TP	AS	TO	ST	Blocks		+/-
			M	A	M	A	M	A	OR	DR	PF	FF					BS	BA	
1	Eric Curry	29:33	8-12	0-0	3-6	4-3	7-1	5-19	1-0	0-0	1-1	-2							
10	Jamison Battle	38:17	5-13	3-6	0-0	1-6	7-2	0-19	0-1	0-0	2-2	-4							

# Game 17: Ohio State 75, Minnesota 64



Official Basketball Box Score - Final  
Ohio St. at Minnesota  
01/27/22 Villums Arena, Minneapolis  
2021-22 Men's Basketball

Game Time: 7:00 PM  
Game Duration: 1:52  
Attendance: 10,175

Officials: Keith Kirtin, Gal Walton, Brooke Walsh

Ohio St. - 75		Record: 13-4 (6-2)															
NO.	Name	Min	FG	3P	FT	Rebounds	Fouls	TP	AS	TO	ST	Blocks	BS	BA	+/-		
			M/A	M/A	M/A	OR	DR	FF	FD			BS	BA				
10	Justin Ahrens	F	14:44	1-5	1-5	0-0	2 2	2 0	0 3	1 0	0 0	0 0	0 0	0 6			
23	Zed Key	F	19:29	6-9	0-0	5-0	3 5	8 2	2 12	0 1	0 1	1 1	1 3				
32	E.J. Ludell	F	35:03	9-14	2-3	3-3	8 7	15 4	4 23	5 3	1 1	1 1	14				
0	Meechie Johnson Jr.	G	20:39	1-7	1-6	0-0	0 5	3 3	0 3	3 1	0 1	0 0	9				
22	Mateki Bramhan	G	32:43	5-14	1-4	0-0	4 2	6 1	0 11	3 0	0 0	1 1	13				
2	Cedric Russell	G	20:30	3-7	2-6	0-0	0 1	1 1	1 8	1 1	0 0	0 0	2				
3	Eugene Brown II	G	15:43	0-2	0-1	0-0	2 2	2 1	0 0	0 0	0 0	0 0	0				
25	Kyle Young	G	23:27	5-7	0-2	4-4	2 2	4 2	3 14	4 0	0 0	1 0	4				
1	Jimmy Solos	G	06:59	0-1	0-0	0-0	0 0	0 1	0 0	3 0	0 0	0 0	0				
50	Joey Brunk	G	01:43	0-0	0-0	1-2	1 0	1 0	1 0	1 0	0 0	0 0	0				
<b>Totals</b>			<b>34:56</b>	<b>7-27</b>	<b>8-9</b>	<b>20</b>	<b>28</b>	<b>48</b>	<b>16</b>	<b>12</b>	<b>75</b>	<b>20</b>	<b>8</b>	<b>1</b>	<b>5</b>	<b>3</b>	<b>11</b>

Shooting By Period	
1st FG%	13-32 40.6%
3PT%	3-15 20.0%
FT%	3-4 75%
2nd FG%	17-34 50.0%
3PT%	4-12 33.3%
FT%	5-5 100%
GM FG%	30-66 45.5%
3PT%	7-27 25.9%
FT%	9-9 100%

Dead Ball Rebounds: 1, 0

Minnesota - 64		Record: 11-6 (3-6)													
NO.	Name	Min	FG	3P	FT	Rebounds	Fouls	TP	AS	TO	ST	Blocks	BS	BA	+/-
			M/A	M/A	M/A	OR	DR	FF	FD			BS	BA		
10	Jamison Battle	F	40:00	5-18	3-10	2-2	0 6	6 2	1 15	1 0	0 0	1 2	-15		
15	Charlie Daniels	F	11:31	1-2	0-0	0-0	1 0	1 3	0 2	1 2	0 0	0 0	-4		
0	Payton Willis	G	38:02	5-9	1-4	0-0	0 3	3 1	4 12	7 0	1 1	0 0	-14		
12	Luke Loewe	G	28:07	5-8	1-4	0-0	0 0	0 3	1 11	1 0	0 0	0 0	-6		
20	E.J. Stephens	G	33:27	1-5	1-3	2-2	1 2	3 3	5 3	0 0	0 0	1 0	-7		
24	Sean Sutherlin	G	26:08	4-8	1-1	3-5	1 3	4 1	4 12	1 0	0 0	2 0	-8		
42	Treyton Thompson	G	17:20	2-3	1-1	0-0	2 2	4 2	2 5	2 0	0 1	0 1	-1		
22	Danny Ogele	G	05:25	1-2	0-0	0-0	1 0	1 0	1 2	0 0	0 0	0 1	-6		
<b>Totals</b>			<b>24:55</b>	<b>8-24</b>	<b>5-11</b>	<b>6</b>	<b>16</b>	<b>22</b>	<b>16</b>	<b>2</b>	<b>1</b>	<b>3</b>	<b>5</b>	<b>-11</b>	

Shooting By Period	
1st FG%	12-29 41.4%
3PT%	5-12 41.7%
FT%	1-2 50%
2nd FG%	12-26 46.2%
3PT%	5-12 25.0%
FT%	7-9 77.8%
GM FG%	34-55 61.8%
3PT%	8-24 33.3%
FT%	8-11 72.7%

Dead Ball Rebounds: 0, 0

OSU		UMN	
Biggest lead	14 (2 <sup>nd</sup> 13:36)	4 (1 <sup>st</sup> 18:59)	
Best Scoring Run	6 (1 <sup>st</sup> 17:29)	4 (1 <sup>st</sup> 18:59)	
Lead Changes	11		
Times Tied	4		
Time with Lead	30:38	06:51	

Points from Turnovers		OSU		UMN	
Paint	40	26	26		
Second Chance	27	6	6		
Fast Breaks	2	2	2		
Bench	23	19	19		

Period by Period Scoring			
OSU	32	43	75
UMN	30	34	64

# Game 19: Purdue 88, Minnesota 73



Official Basketball Box Score - Final  
Purdue at Minnesota  
02/02/22 Villums Arena, Minneapolis  
2021-22 Men's Basketball

Game Time: 6:03 PM  
Game Duration: 1:44  
Attendance: 9,975

Officials: Bill El, Rob Kananen, D.J. Cantarano

Purdue - 88		Record: 19-3 (8-3)															
NO.	Name	Min	FG	3P	FT	Rebounds	Fouls	TP	AS	TO	ST	Blocks	BS	BA	+/-		
			M/A	M/A	M/A	OR	DR	FF	FD			BS	BA				
0	Mason Gillis	F	17:28	2-3	2-3	0-0	0 5	5 2	0 6	1 1	0 0	0 0	0 9				
15	Zach Eddy	C	26:53	6-10	0-0	2-3	2 10	12 1	8 14	3 2	0 1	1 1	15				
2	Eric Hunter Jr.	G	30:27	8-11	4-6	0-0	1 2	3 4	0 20	2 0	0 0	0 0	24				
23	Jaden Ivey	G	37:46	8-19	2-6	3-3	3 7	10 1	3 21	4 2	1 1	1 1	15				
55	Sasha Stefanovic	G	37:39	6-9	3-6	0-0	0 2	2 0	2 15	7 0	0 0	1 0	10				
11	Isaiah Thompson	G	09:33	0-3	0-2	0-0	1 0	1 0	0 0	0 0	0 0	0 0	-9				
50	Trevion Williams	G	13:07	2-5	0-0	1-2	1 2	3 4	2 5	4 1	0 1	1 0	0				
25	Ethan Morlan	G	12:15	1-1	1-1	0-0	0 0	0 0	2 0	3 1	1 0	1 0	6				
3	Caleb Furst	G	13:54	2-2	0-0	0-0	1 2	3 1	0 4	0 0	0 0	0 0	5				
5	Brandon Newman	G	01:00	0-0	0-0	0-0	0 0	0 0	0 0	0 0	0 0	0 0	0				
<b>Totals</b>			<b>35:43</b>	<b>12-24</b>	<b>6-8</b>	<b>9</b>	<b>30</b>	<b>38</b>	<b>15</b>	<b>15</b>	<b>88</b>	<b>23</b>	<b>9</b>	<b>2</b>	<b>5</b>	<b>3</b>	<b>15</b>

Shooting By Period	
1st FG%	21-35 60.0%
3PT%	6-11 54.5%
FT%	3-3 100%
2nd FG%	14-28 50.0%
3PT%	6-13 46.2%
FT%	3-5 60%
GM FG%	35-63 55.6%
3PT%	12-24 50.0%
FT%	6-8 75.0%

Dead Ball Rebounds: 2, 0

Minnesota - 73		Record: 11-8 (2-6)														
NO.	Name	Min	FG	3P	FT	Rebounds	Fouls	TP	AS	TO	ST	Blocks	BS	BA	+/-	
			M/A	M/A	M/A	OR	DR	FF	FD			BS	BA			
10	Jamison Battle	F	40:00	8-15	3-5	2-2	0 4	4 0	3 21	0 0	0 1	2 0	-15			
15	Charlie Daniels	F	09:21	1-1	0-0	0-0	0 0	0 0	4 0	2 0	1 0	0 0	-6			
0	Payton Willis	G	40:00	9-14	4-7	2-3	1 4	5 0	4 24	10 2	3 1	0 0	-15			
12	Luke Loewe	G	39:22	3-10	2-4	3-5	1 2	3 0	3 11	1 0	0 0	0 2	-15			
20	E.J. Stephens	G	28:21	3-7	1-3	0-0	0 1	1 2	0 7	0 1	0 0	0 0	-4			
1	Eric Curry	F	17:03	1-7	0-1	1-2	1 2	3 4	3 3	3 0	0 0	1 0	-14			
24	Sean Sutherlin	G	12:17	0-0	0-0	0-0	1 1	1 1	0 0	0 0	0 0	0 0	-11			
42	Treyton Thompson	G	01:40	0-0	0-0	0-0	2 2	0 0	0 0	0 0	0 0	0 0	-1			
22	Danny Ogele	G	11:56	2-4	1-2	0-0	0 0	0 4	1 5	0 0	1 0	0 0	4			
<b>Totals</b>			<b>27:58</b>	<b>11-22</b>	<b>8-12</b>	<b>4</b>	<b>19</b>	<b>23</b>	<b>15</b>	<b>73</b>	<b>16</b>	<b>5</b>	<b>4</b>	<b>3</b>	<b>5</b>	<b>-15</b>

Shooting By Period	
1st FG%	12-26 46.2%
3PT%	4-7 57.1%
FT%	8-9 88.9%
2nd FG%	15-32 46.9%
3PT%	7-15 46.7%
FT%	9-9 100%
GM FG%	27-58 46.6%
3PT%	11-22 50.0%
FT%	8-12 66.7%

Dead Ball Rebounds: 1, 0

PUR		UMN	
Biggest lead	18 (1 <sup>st</sup> 1:55)	0 (1 <sup>st</sup> 20:00)	
Best Scoring Run	7 (2 <sup>nd</sup> 1:45)	7 (2 <sup>nd</sup> 11:37)	
Lead Changes	0		
Times Tied	0		
Time with Lead	39:46	00:00	

Points from Turnovers		PUR		UMN	
Paint	40	20	20		
Second Chance	2	5	5		
Fast Breaks	11	4	4		
Bench	12	8	8		

Period by Period Scoring			
PUR	51	37	88
UMN	36	37	73

# Game 18: Wisconsin 66, Minnesota 60



Official Basketball Box Score - Final  
Minnesota at Wisconsin  
01/20/22 Kohl Center, Madison  
2021-22 Men's Basketball

Game Time: 12:00 PM  
Game Duration: 1:52  
Attendance: 17,287

Officials: Larry Scrotto, Brian Dorsey, Edwin Young

Minnesota - 60		Record: 11-7 (2-7)															
NO.	Name	Min	FG	3P	FT	Rebounds	Fouls	TP	AS	TO	ST	Blocks	BS	BA	+/-		
			M/A	M/A	M/A	OR	DR	FF	FD			BS	BA				
1	Eric Curry	F	34:21	4-7	0-0	0-0	0 6	6 2	2 8	1 1	1 1	0 0	2				
10	Jamison Battle	F	36:12	5-11	2-6	2-3	0 10	10 2	5 14	0 3	0 0	0 0	-1				
0	Payton Willis	G	34:44	7-15	3-6	0-0	0 3	3 4	2 17	2 2	2 1	0 0	-5				
12	Luke Loewe	G	35:19	1-6	0-3	2-2	0 0	0 3	2 4	0 1	0 0	0 0	-7				
20	E.J. Stephens	G	27:32	4-11	1-3	2-2	2 3	2 1	11 0	0 1	0 0	0 0	4				
15	Charlie Daniels	G	05:39	1-1	0-0	0-0	2 2	4 0	0 2	0 1	0 0	0 0	-8				
24	Sean Sutherlin	G	22:25	1-2	0-0	2-2	1 2	3 4	3 4	1 3	0 0	0 0	-10				
42	Treyton Thompson	G	03:48	0-0	0-0	0-0	0 0	0 0	0 0	0 0	0 0	1 0	-5				
<b>Totals</b>			<b>23:53</b>	<b>6-18</b>	<b>8-9</b>	<b>4</b>	<b>26</b>	<b>30</b>	<b>17</b>	<b>15</b>	<b>60</b>	<b>4</b>	<b>11</b>	<b>4</b>	<b>2</b>	<b>0</b>	<b>-6</b>

Shooting By Period	
1st FG%	10-26 38.5%

# Game 21: Nebraska 78, Minnesota 65

# Game 23: Ohio State 70, Minnesota 45



Official Basketball Box Score - Final  
**Minnesota at Nebraska**  
 02/09/22 Pinnacle Bank Arena, Lincoln  
 Nebraska vs. Minnesota

Game Time: 8:31 PM  
 Game Duration: 1:58  
 Attendance: 15

Officials: Paul Seely, Kelly Pfeifer, Brian M...



Official Basketball Box Score - Final  
**Minnesota at Ohio State**  
 02/15/22 Value City Arena, Columbus, Ohio  
 2021-22 Men's Basketball

Game Time: 8:37 PM  
 Game Duration: 1:49  
 Attendance: 12,360

Officials: Donnie Eppley, Kelly Pfeifer, Terry Oglesby

Minnesota - 65															
Record: 11-19 (2-10)															
NO. Name	Min	FG	3P	FT	Rebounds	Fouls	TP	AS	TO	ST	Blocks	+/-			
		M-A	M-A	M-A	OR DR TOT	PF					BS BA				
1 Eric Curry	F	26:11	3-11	0-1	1-1	4	5	2	2	7	0	2	1	0	-14
10 Jamison Battle	F	32:43	7-13	5-9	2	1	9	1	1	21	1	2	0	1	-10
0 Payton Willis	G	36:30	3-8	1-4	6-8	1	6	7	5	13	5	2	1	2	-10
12 Luke Loeve	G	32:04	3-8	1-4	0	1	2	3	2	7	0	5	1	0	-17
20 E.J. Stephens	G	30:00	2-9	0-2	2-2	1	0	1	4	1	6	0	2	1	-8
15 Charlie Daniels	G	12:19	0-0	0-0	0	3	3	0	0	0	0	0	0	1	-1
24 Sean Sutherlin	G	19:01	4-5	0-0	3-4	1	4	5	3	4	11	0	3	0	-6
42 Treyton Thompson	G	07:48	0-2	0-1	0	0	0	2	0	0	1	0	0	0	2
2 Abdoulaye Thiam	G	02:35	0-0	0-0	0	0	0	2	0	0	0	0	0	0	0
22 Danny Ogele	G	00:49	0-0	0-0	0	0	0	0	0	0	0	0	0	0	-2
Team					2	1	3				0	1			
Totals		22:56	7-21	14-17	8	29	37	19	15	65	7	18	4	4	-13

Shooting By Period		
1st FG%	10-27	37.0%
3PT%	0-9	0.0%
FT%	1-1	100%
2nd FG%	12-29	41.4%
3PT%	7-12	58.3%
FT%	13-16	81.3%
GM FG%	22-56	39.3%
3PT%	7-21	33.3%
FT%	14-17	82.4%

Dead Ball Rebounds: 3

Minnesota - 45															
Record: 12-11 (3-11)															
NO. Name	Min	FG	3P	FT	Rebounds	Fouls	TP	AS	TO	ST	Blocks	+/-			
		M-A	M-A	M-A	OR DR TOT	PF					BS BA				
1 Eric Curry	F	22:15	1-5	0-0	0-0	2	2	3	1	2	3	2	2	0	-13
10 Jamison Battle	F	34:35	4-13	2-6	1-2	1	4	5	1	5	11	1	0	1	-15
0 Payton Willis	G	33:34	2-11	0-4	1-2	0	7	7	0	3	5	1	5	1	-24
12 Luke Loeve	G	33:38	5-9	2-5	0-0	1	2	3	1	0	12	0	1	1	-18
20 E.J. Stephens	G	24:32	0-5	0-1	0-0	0	0	0	1	1	0	1	2	0	-13
15 Charlie Daniels	G	12:04	1-2	0-0	1-1	2	2	4	1	1	3	0	1	0	-16
24 Sean Sutherlin	G	23:32	1-3	0-0	5-6	0	5	5	2	3	7	0	1	3	-11
42 Treyton Thompson	G	10:36	2-3	1-2	0-0	1	0	1	3	0	5	0	0	0	-6
2 Abdoulaye Thiam	G	03:22	0-1	0-1	0-0	0	0	0	0	0	0	0	0	0	-6
25 Will Ramberg	G	01:52	0-0	0-0	0-0	0	0	0	0	0	0	0	0	0	-3
Team					1	1	2				0	1			
Totals		16:52	5-19	8-11	6	23	29	12	14	45	6	13	8	2	-25

Shooting By Period		
1st FG%	10-30	33.3%
3PT%	4-11	36.4%
FT%	1-2	50%
2nd FG%	6-22	27.3%
3PT%	1-8	12.5%
FT%	7-9	77.8%
GM FG%	16-52	30.8%
3PT%	5-19	26.3%
FT%	8-11	72.7%

Dead Ball Rebounds: 4

Nebraska - 78															
Record: 7-17 (1-12)															
NO. Name	Min	FG	3P	FT	Rebounds	Fouls	TP	AS	TO	ST	Blocks	+/-			
		M-A	M-A	M-A	OR DR TOT	PF					BS BA				
11 Lat Mayen	F	34:10	2-10	0-3	2-2	2	4	6	2	1	6	0	1	3	1
13 Derrick Walker	F	29:01	4-4	0-0	3-4	1	6	7	2	2	11	0	0	2	0
1 Alonzo Verge Jr.	G	29:25	8-12	1-2	5-8	1	1	2	4	2	22	4	5	3	1
2 Trey McGowens	G	33:47	2-8	0-1	2-9	2	5	7	2	7	6	5	0	2	0
5 Bryce McGowens	G	25:01	6-11	1-3	3-5	0	4	4	3	4	16	0	1	1	0
0 C.J. Wilcher	G	20:38	3-5	3-5	0-0	1	2	3	1	0	9	0	1	0	0
30 Keleci Tomrinaga	G	08:39	1-2	1-2	0-0	0	0	0	1	3	0	0	0	1	0
35 Eduardo Andre	G	10:43	1-3	0-0	0-0	0	3	3	2	0	2	0	0	1	0
10 Kobe Webster	G	10:36	1-3	1-2	0-0	0	0	0	1	0	3	1	1	1	0
Team					1	1	2				0	2			
Totals		28:58	7-18	15-28	8	26	34	15	19	78	10	11	12	4	4

Shooting By Period		
1st FG%	13-32	40.6%
3PT%	3-10	30.0%
FT%	3-5	60%
2nd FG%	15-26	57.7%
3PT%	4-8	50.0%
FT%	12-23	52.2%
GM FG%	28-58	48.3%
3PT%	7-18	38.9%
FT%	15-26	53.6%

Dead Ball Rebounds: 6

Ohio State - 70															
Record: 16-6 (9-4)															
NO. Name	Min	FG	3P	FT	Rebounds	Fouls	TP	AS	TO	ST	Blocks	+/-			
		M-A	M-A	M-A	OR DR TOT	PF					BS BA				
23 Zed Key	F	23:16	4-7	0-0	1-2	2	5	7	0	3	9	1	0	2	2
32 E.J. Liddell	F	35:27	6-11	2-3	2-2	3	7	10	3	2	16	2	3	0	1
3 Eugene Brown III	G	28:04	2-4	0-1	0-2	0	4	4	2	3	4	1	0	0	1
22 Matisi Branham	G	30:09	4-7	2-2	1-2	0	1	1	2	2	11	2	3	0	1
55 Jamarri Wheeler	G	23:13	5-8	3-6	0-0	0	3	3	4	0	13	3	1	0	0
2 Cedric Russell	G	22:39	4-8	1-5	0-0	0	3	3	0	0	9	0	0	0	0
25 Kyle Young	G	16:04	1-4	1-1	0-0	2	2	2	1	3	0	0	0	1	0
10 Justin Ahrens	G	11:28	1-4	1-4	0-0	0	3	3	1	0	3	1	0	0	0
50 Joey Brunk	G	02:31	0-0	0-0	0-0	0	0	0	0	0	0	1	0	0	0
1 Jimmy Sotos	G	05:17	0-2	0-1	0-0	0	1	1	0	1	2	0	0	0	0
42 Harrison Hookfin	G	01:52	0-0	0-0	0-0	0	0	0	0	0	1	0	0	0	0
Team					2	0	2				0	0			
Totals		27:55	10-23	6-10	7	29	36	14	12	70	11	10	3	5	2

Shooting By Period		
1st FG%	11-27	40.7%
3PT%	3-8	12.5%
FT%	0-0	0%
2nd FG%	16-28	57.1%
3PT%	9-15	60.0%
FT%	6-10	60%
GM FG%	27-55	49.1%
3PT%	10-23	43.5%
FT%	6-10	60.0%

Dead Ball Rebounds: 2

MIN		NEB	
Biggest lead	0 (1st 20:00)	20 (2nd 11:43)	
Best Scoring Run	7 (2nd 15:05)	12 (2nd 11:43)	
Lead Changes	0		
Times Tied	0		
Time with Lead	00:00	39:37	

Game Notes: Pop warning NEB 2nd half 1:04

Points from		
Turnovers	12	25
Paint	22	40
Second Chance	7	12
Fast Breaks	3	21
Bench	11	17

MIN		OSU	
Biggest lead	6 (1st 2:55)	27 (2nd 0:50)	
Best Scoring Run	10 (1st 2:55)	9 (2nd 14:59)	
Lead Changes	8		
Times Tied	4		
Time with Lead	12:19	24:09	

Points from		
Turnovers	9	18
Paint	14	28
Second Chance	7	10
Fast Breaks	2	6
Bench	15	17

# Game 22: Minnesota 76, Penn State 70

# Game 24: Penn State 67, Minnesota 46



Official Basketball Box Score - Final  
**Penn St. at Minnesota**  
 02/12/22 Williams Arena, Minneapolis  
 2021-22 Men's Basketball

Game Time: 7:30 PM  
 Game Duration: 1:58  
 Attendance: 5,144

Officials: Rob Riley, Courtney Green, Edwin Young



Official Basketball Box Score - Final  
**Minnesota at Penn St.**  
 02/17/22 Bryce Jordan Center, University Park, Pa.  
 2021-22 Men's Basketball

Game Time: 1:40  
 Game Duration: 7:26  
 Attendance: 7,726

Officials: Brian Dorsey, Roger Ayers, Bert Smith

Penn St. - 70															
Record: 9-12 (4-9)															
NO. Name	Min	FG	3P	FT	Rebounds	Fouls	TP	AS	TO	ST	Blocks	+/-			
		M-A	M-A	M-A	OR DR TOT	PF					BS BA				
1 Seth Lundy	F	36:03	6-9	4-5	0-0	0	4	3	1	16	0	3	0	1	-8
21 John Harrar	F	20:55	6-8	0-0	0-0	3	6	9	4	1	12	4	3	0	-5
2 Myles Dread	G	32:23	3-3	3-3	0-0	0	4	4	1	1	9	2	1	0	-4
22 Jalen Pickett	G	40:00	4-12	0-2	2-3	1	3	4	1	3	10	6	1	0	-6
23 Dallon Johnson	G	32:29	1-4	1-3	0-0	1	4	5	2	3	1	1	0	0	-2
13 Jevonne Scott	G	05:35	1-1	0-0	0-2	0	2	1	2	0	0	0	0	0	-7
3															



# Game 25: Minnesota 77, Northwestern 60

# Game 27: Indiana 84, Minnesota 79



Official Basketball Box Score - Final  
**Northwestern at Minnesota**  
 02/19/22 Villiers Arena, Minneapolis  
 2021-22 Men's Basketball

Game Time: 20:01 PM  
 Game Duration: 1:55  
 Attendance: 11,591

Officials: D.J. Carstensen, Rob Kuennen, Steve Munkari

Northwestern - 60													
Record: 12-13 (5-11)													
NO. Name	Min	FG M/A	3P M/A	FT M/A	Rebounds OR DR TOT	Fouls PF FD	TP	AS	TO	ST	Blocks BS BA +/-	+	
22 Pote Nance	F 31:00	7-14	2-3	2-2	0 2 2	0 2 0	2	18	1	2	1	0	-11
31 Robbie Beran	F 22:08	3-5	1-3	0-0	0 3 3	1 1 7	2	0	0	0	1	0	-1
0 Boo Bue	G 29:56	5-11	2-6	4-6	0 3 3	1 5 16	2	0	0	0	0	0	-14
1 Chase Audge	G 24:45	1-8	0-3	1-2	2 0 2	2 2 3	3	3	2	0	0	0	-3
5 Julian Roper II	G 22:54	1-7	1-2	0-0	2 3 5	1 0 3	0	0	0	0	1	-4	
3 Ty Berry	14:19	1-3	1-3	0-0	0 2 2	3 0 3	3	1	0	0	0	0	-18
15 Ryan Young	12:28	0-2	0-0	0-0	2 2 0	1 0 0	0	0	0	0	0	0	-15
2 Ryan Greer	12:37	1-3	0-0	0-0	0 1 1	0 0 0	2	0	1	1	0	0	-3
21 Elijah Williams	02:24	0-0	0-0	0-2	1 0 1	1 1 0	0	0	3	0	0	0	-8
14 Casey Simmons	16:36	3-4	0-0	0-1	1 2 1	1 1 6	1	0	1	0	1	0	-6
13 Brooks Bamhizer	07:27	0-2	0-1	1-2	0 1 1	2 0 1	2	0	1	0	0	0	3
34 Matthew Nicholson	03:28	0-0	0-0	1-2	0 1 1	0 1 1	0	0	0	0	0	0	3
<b>Totals</b>		22-59	7-21	9-18	9 21 30	13 14 60	12	9	6	1	2	-17	

Shooting By Period		
1st FG%	10-26	38.5%
3PT%	3-10	30.0%
FT%	4-8	50%
2nd FG%	12-33	36.4%
3PT%	4-11	36.4%
FT%	5-10	50%
GM FG%	22-59	37.3%
3PT%	7-21	33.3%
FT%	9-18	50.0%
Dead Ball Rebounds: 5, 0		

Minnesota - 77													
Record: 13-12 (4-12)													
NO. Name	Min	FG M/A	3P M/A	FT M/A	Rebounds OR DR TOT	Fouls PF FD	TP	AS	TO	ST	Blocks BS BA +/-	+	
1 Eric Curry	F 24:32	1-3	0-0	1-2	1 3 4	1 1 1	3	1	1	0	0	0	-12
10 Jamison Battle	F 38:30	8-13	1-4	4-6	1 13 14	2 5 21	5	5	0	0	0	-15	
12 Luke Loeue	G 38:28	9-13	6-10	0-0	0 2 2	2 3 24	7	2	0	0	0	21	
20 E.J. Stephens	G 38:30	5-11	3-6	2-2	1 7 8	3 1 15	4	3	0	0	0	19	
24 Sean Sutherland	G 38:30	5-8	0-2	1-2	0 6 6	1 2 11	5	1	4	0	0	19	
15 Charlie Daniels	G 08:05	0-1	0-0	0-0	1 0 1	2 0 0	0	0	1	1	0	0	5
42 Treyton Thompson	07:23	1-2	1-1	0-0	1 0 1	2 0 3	0	1	0	0	0	1	-8
2 Abdoulaye Thiam	01:32	0-0	0-0	0-0	0 0 0	0 0 0	0	0	0	0	0	0	-2
3 Joey Kern	01:30	0-0	0-0	0-0	1 1 0	0 0 0	0	0	0	0	0	0	-4
22 Danny Ogble	01:30	0-1	0-0	0-0	0 0 0	0 0 0	0	0	0	0	1	0	-2
25 Will Ramberg	01:30	0-0	0-0	0-0	0 0 0	0 0 0	0	0	0	0	0	0	-2
<b>Totals</b>		29-52	11-23	8-12	5 32 37	15 12 77	22	15	5	2	1	17	

Shooting By Period		
1st FG%	16-28	57.1%
3PT%	8-15	53.3%
FT%	3-5	60%
2nd FG%	13-24	54.2%
3PT%	3-8	37.5%
FT%	5-7	71.4%
GM FG%	29-52	55.8%
3PT%	11-23	47.8%
FT%	8-12	66.7%
Dead Ball Rebounds: 1, 0		

Technical Fouls: Ogle 2 1st 10:36		
Biggest lead	4 (1st 18:22)	22 (2nd 8:37)
Best Scoring Run	9 (2nd 15:07)	11 (1st 13:25)
Lead Changes	1	
Times Tied	1	
Time with Lead	01:44	35:53



Official Basketball Box Score - Final  
**Indiana at Minnesota**  
 02/20/22 Villiers Arena, Minneapolis  
 2021-22 Men's Basketball

Game Time: 5:00 PM  
 Game Duration: 1:56  
 Attendance: 11,565

Officials: Tony Ogebley, Chris Beaver, Brooks Walls

Indiana - 84													
Record: 19-10 (9-9)													
NO. Name	Min	FG M/A	3P M/A	FT M/A	Rebounds OR DR TOT	Fouls PF FD	TP	AS	TO	ST	Blocks BS BA +/-	+	
12 Miller Kopp	F 32:03	3-6	2-4	2-3	0 1 1	2 2 10	0	1	0	0	0	0	3
23 Trayce Jackson-Davis	F 31:08	5-7	0-0	4-6	2 6 8	4 3 14	3	3	2	2	0	0	3
25 Racer Thompson	F 31:09	4-6	0-1	0-0	0 6 6	3 1 8	2	1	1	0	0	0	-5
0 Xavier Johnson	G 30:36	7-16	4-6	6-9	0 6 6	1 7 24	8	1	0	0	0	0	11
45 Parker Stewart	G 35:12	2-5	1-3	0-0	1 4 5	1 1 5	3	2	2	0	0	0	15
53 Tamar Bates	12:45	2-3	1-2	0-0	0 3 3	1 1 5	0	0	0	0	0	0	-8
1 Rob Phinisee	09:24	3-6	2-4	0-0	0 1 1	1 0 8	0	2	0	0	0	0	-6
22 Jordan Genomino	13:23	4-5	0-1	2-2	2 1 3	1 0 10	0	0	0	0	1	0	4
2 Michael Durr	04:20	0-0	0-0	0-0	0 1 1	0 0 0	0	0	0	0	0	0	0
<b>Totals</b>		30-54	10-21	14-20	6 29 35	15 15 84	16	10	5	3	0	5	

Shooting By Period		
1st FG%	16-30	53.3%
3PT%	6-12	50.0%
FT%	2-2	100%
2nd FG%	14-24	58.3%
3PT%	4-9	44.4%
FT%	12-18	66.7%
GM FG%	30-54	55.6%
3PT%	10-21	47.6%
FT%	14-20	70.0%
Dead Ball Rebounds: 0, 0		

Minnesota - 79													
Record: 13-14 (4-14)													
NO. Name	Min	FG M/A	3P M/A	FT M/A	Rebounds OR DR TOT	Fouls PF FD	TP	AS	TO	ST	Blocks BS BA +/-	+	
1 Eric Curry	F 31:20	3-3	0-0	0-0	2 5 7	2 3 6	2	3	1	0	0	0	-12
10 Jamison Battle	F 34:30	5-15	3-10	0-0	0 7 7	5 3 13	1	1	0	0	0	-15	
0 Payton Willis	G 37:32	8-17	7-14	5-6	1 2 3	4 4 28	7	3	2	0	0	-8	
12 Luke Loeue	G 35:44	2-5	0-3	1-2	0 4 4	2 1 5	2	0	0	0	1	5	
20 E.J. Stephens	G 33:37	5-11	4-8	0-0	0 1 1	0 0 14	3	0	0	0	0	0	
24 Sean Sutherland	22:02	4-6	0-1	5-6	0 5 5	2 4 13	2	1	1	0	0	0	
15 Charlie Daniels	05:15	0-1	0-0	0-0	0 0 0	0 0 0	0	0	0	0	1	0	
<b>Totals</b>		27-58	14-36	11-14	4 24 28	15 15 79	17	8	6	0	3	-5	

Shooting By Period		
1st FG%	12-27	44.4%
3PT%	5-15	33.3%
FT%	4-5	80%
2nd FG%	15-31	48.4%
3PT%	9-21	42.9%
FT%	7-9	77.8%
GM FG%	27-58	46.6%
3PT%	14-36	38.9%
FT%	11-14	78.6%
Dead Ball Rebounds: 1, 0		

Technical Fouls: NONE		
Biggest lead	IND 27 (2nd 8:21)	MINN 4 (1st 18:45)
Best Scoring Run	10 (2nd 10:33)	11 (2nd 3:57)
Lead Changes	1	
Times Tied	3	
Time with Lead	35:54	01:56

# Game 26: Wisconsin 68, Minnesota 67

# Game 28: Maryland 84, Minnesota 73



Official Basketball Box Score - Final  
**Wisconsin at Minnesota**  
 02/20/22 Villiers Arena, Minneapolis  
 2021-22 Men's Basketball

Game Time: 6:00 PM  
 Game Duration: 2:09  
 Attendance: 11,111

Officials: Landon Simpson, Keith Kintka, Brandon O

Wisconsin - 68												
Record: 22-6 (13-4)												
NO. Name	Min	FG M/A	3P M/A	FT M/A	Rebounds OR DR TOT	Fouls PF FD	TP	AS	TO	ST	Blocks BS BA +/-	+
5 Tyler Wahl	F 34:15	6-12	0-1	0-0	6 4 10	4 0 12	3	4	1	0	0	0
22 Steven Crowl	F 30:21	7-9	1-2	5-6	3 4 7	3 3 20	1	1	0	0	0	6
1 Johnny Davis	G 30:27	3-9	1-3	5-6	0 9 9	5 8 12	3	4	1	0	2	-8
23 Chucky Hepburn	G 34:57	2-5	1-1	1-5	0 3 3	2 4 6	2	0	0	1	0	-1
34 Brad Davison	G 35:44	2-8	1-6	2-2	0 3 3	2 3 7	3	2	0	0	0	-3
33 Chris Vogt	09:39	1-1	0-0	2-3	1 2 3	1 2 4	1	1	0	0	0	0
2 Jordan Davis	20:13	3-3	1-1	0-0	0 2 2	0 0 7	2	0	0	0	0	11
20 Ben Carlson	04:24	0-0	0-0	0-0	1 1 1	0 0 0	0	0	0	0	0	0
<b>Totals</b>		24-47	5-14	15-22	10 28 38	18 20 68	15	12	2	2	3	-1

Shooting By Period		
1st FG%	14-27	51.9%
3PT%	4-13	30.8%
FT%	4-5	80%
2nd FG%	9-20	45.0%
3PT%	2-6	33.3%
FT%	10-15	66.7%
GM FG%	24-47	51.1%
3PT%	5-14	35.7%
FT%	15-22	68.2%
Dead Ball Rebounds: 5, 1		

Minnesota - 67												
Record: 13-13 (4-13)												
NO. Name	Min	FG M/A	3P M/A	FT M/A	Rebounds OR DR TOT	Fouls PF FD	TP	AS	TO	ST	Blocks BS BA +/-	+
1 Eric Curry	F 32:54	1-4	0-1	3-4	1 4 5	2 4 5	4	1	2	1	0	2
10 Jamison Battle	F 34:59	7-12	1-4	2-4	1 3 4	2 2 17	0	1	1	0	0	3
12 Luke Loeue	G 40:00	2-11	2-5	0-0	0 1 1	3 1 6	5	0	0	0	0	-1
20 E.J. Stephens	G 27:01	4-7	3-4	2-2	0 1 1	5 2 13	0	2	0	0	0	-6
24 Sean Sutherland	G 26:41	3-5	0-0	5-6	1 2 3	4 5 11	0	1	0	0	1	0
0 Payton Willis	31:19	5-9	2-4	1-3	0 4 4	2 4 13	6	0	1	0	0	-5
15 Charlie Daniels	05:18	1-1	0-0	0-0	0 0 0	1 0 2	3	0	0	1	0	-2
42 Treyton Thompson	01:46	0-1	0-1	0-0	0 0 0	1 0 0	0	0	0	0		



# Game 29: Northwestern 75, Minnesota 62



Official Basketball Box Score - Final  
**Minnesota at Northwestern**  
 03/09/22 Welsh-Ryan Arena, Evanston  
 2021-22 Men's Basketball

Game Time: 6:30 PM  
 Game Duration: 1:15  
 Attendance: 4,55

Officials: Rob Riley Sr., Bill Ek, Steve McJunkin

Minnesota - 62													Record: 13-16 (4-16)																		
NO.	Name	Min	FG	3P	FT	Rebounds		Fouls	TP	AS	TO	ST	Blocks	±	Shooting By Period																
			M-A	M-A	M-A	OR	DR	TOT	PF	FD			BS	BA		1 <sup>st</sup>	2 <sup>nd</sup>	3 <sup>rd</sup>	4 <sup>th</sup>												
1	Eric Curry	F 25:33	0-5	0-0	3-4	1	4	5	2	3	3	1	1	0	1	0	4	1 <sup>st</sup> FG%	9-26	34.6%											
10	Jamison Battle	F 39:52	8-17	1-5	3-4	0	6	6	4	5	20	2	0	0	2	0	14	3 <sup>rd</sup> FT%	2-7	28.6%											
0	Payton Willis	G 40:00	7-13	2-5	0-0	2	6	8	2	1	16	7	2	0	1	0	13	FT%	6-8	75%											
12	Luke Loewe	G 33:30	1-4	1-3	0-0	0	4	4	4	0	3	2	0	1	0	0	15	2 <sup>nd</sup> FG%	14-37	37.8%											
20	E.J. Stephens	G 36:33	5-13	2-7	0-0	0	2	2	2	0	12	1	1	2	0	2	-2	3 <sup>rd</sup> FT%	5-14	35.7%											
24	Sean Sutherlin	20:51	2-11	1-1	3-4	0	4	4	2	3	8	0	1	2	0	0	-5	FT%	3-4	75%											
15	Charlie Daniels	02:32	0-0	0-0	0-0	0	0	0	0	1	0	0	0	0	0	0	-7	GM FG%	23-63	36.5%											
42	Treyton Thompson	00:54	0-0	0-0	0-0	0	0	0	1	0	0	0	0	0	0	0	-5	3 <sup>rd</sup> FT%	7-21	33.3%											
2	Abdoulaye Thiam	00:15	0-0	0-0	0-0	0	0	0	2	0	0	0	0	0	0	0	0	FT%	9-12	75.0%											
Team													Dead Ball Rebounds: 0, 0																		
Totals													23-63	7-21	9-12	4	27	31	19	13	62	13	6	5	4	4	-13				

Technical Fouls: NONE

Northwestern - 75													Record: 14-15 (7-13)																		
NO.	Name	Min	FG	3P	FT	Rebounds		Fouls	TP	AS	TO	ST	Blocks	±	Shooting By Period																
			M-A	M-A	M-A	OR	DR	TOT	PF	FD			BS	BA		1 <sup>st</sup>	2 <sup>nd</sup>	3 <sup>rd</sup>	4 <sup>th</sup>												
21	Elyjah Williams	F 08:20	1-4	1-3	0-0	0	3	3	3	0	0	0	0	0	0	0	4	1 <sup>st</sup> FG%	17-36	47.2%											
22	Pete Nance	F 29:36	8-15	3-4	0-0	2	11	13	0	3	19	3	1	0	3	1	10	3 <sup>rd</sup> FT%	7-14	50.0%											
1	Chase Audige	G 30:45	2-9	0-3	1-2	1	3	4	3	2	5	0	1	1	0	0	-3	FT%	5-6	83.3%											
2	Ryan Greer	G 23:34	1-5	0-1	2-2	2	3	5	1	1	4	3	0	0	0	1	12	2 <sup>nd</sup> FG%	8-25	32.0%											
5	Julian Roper II	G 25:05	1-3	1-2	4-4	0	5	5	2	2	7	0	2	0	0	0	5	3 <sup>rd</sup> FT%	2-9	22.2%											
0	Boo Buie	27:19	4-10	0-2	2-3	2	1	3	1	3	10	8	1	2	0	0	21	FT%	11-15	73.3%											
31	Robbie Beran	21:08	4-5	3-4	4-6	1	6	7	2	5	15	0	3	0	1	0	6	GM FG%	25-61	41.0%											
3	Ty Berry	20:02	1-5	1-4	0-0	0	3	3	0	1	3	1	0	0	0	1	6	3 <sup>rd</sup> FT%	9-23	39.1%											
15	Ryan Young	10:11	3-5	0-0	3-4	0	1	1	1	2	9	0	0	0	0	1	3	FT%	16-21	76.2%											
14	Casey Simmons	03:47	0-0	0-0	0-0	0	0	0	0	0	0	0	0	0	0	0	1	Dead Ball Rebounds: 5, 0													
13	Brooks Barnhizer	00:13	0-0	0-0	0-0	0	0	0	0	0	0	0	0	0	0	0	0														
Team																															
Totals													25-61	9-23	16-21	9	39	48	13	19	75	15	10	3	4	4	13				

Technical Fouls: NONE

	MIN	NU	Points from	MIN	NU	Period by Period Scoring			
Biggest lead	1 (1 <sup>st</sup> 17:19)	21 (1 <sup>st</sup> 3:36)	Turnovers	12	9	1st	2nd	TOT	
Best Scoring Run	8 (2 <sup>nd</sup> 11:55)	10 (1 <sup>st</sup> 15:33)	Paint	20	26	MIN	26	36	62
Lead Changes	2		Second Chance	2	15	NU	46	29	75
Times Tied	0		Fast Breaks	14	2				
Time with Lead	00:21	39:19	Bench	8	37				

RADIO / TELEVISION ROSTER




**0**  
**PAYTON WILLIS**  
 G | 6-4 | Sr.  
 Fayetteville, Ark.



**1**  
**ERIC CURRY**  
 F | 6-9 | R-Sr.  
 Memphis, Tenn.



**2**  
**ABDOULAYE THIAM**  
 G | 6-3 | Fr.  
 Orlando, Fla.



**3**  
**JOEY KERN**  
 G | 6-1 | Sr.  
 Norwalk, Iowa



**5**  
**ISAIAH IHNEN**  
 F | 6-9 | Jr.  
 Boeblingen, Germany



**10**  
**JAMISON BATTLE**  
 G | 6-7 | So.  
 Robbinsdale, Minn.



**11**  
**JACKSON PURCELL**  
 G | 6-5 | Fr.  
 Apple Valley, Minn.



**12**  
**LUKE LOEWE**  
 G | 6-4 | Sr.  
 Fond du Lac, Wis.



**15**  
**CHARLIE DANIELS**  
 F/C | 6-9 | Sr.  
 Jacksonville, Fla.



**20**  
**EYLLJAH STEPHENS**  
 G | 6-3 | Sr.  
 Plantation, Fla.




**22**  
**DANNY OGELE**  
 F | 6-7 | Sr.  
 Chicago, Ill.




**23**  
**PARKER FOX**  
 F | 6-8 | Jr.  
 Mahtomedi, Minn.



**24**  
**SEAN SUTHERLIN**  
 G | 6-5 | Sr.  
 New Brighton, Minn.



**25**  
**WILL RAMBERG**  
 G | 6-5 | So.  
 Grand Marais, Minn.



**42**  
**TREYTON THOMPSON**  
 C | 6-11 | Fr.  
 Glenwood, Minn.



## 2021-22 Minnesota Men's Basketball Combined Team Statistics All games

### Game Records

Record	Overall	Home	Away	Neutral
ALL GAMES	13-16	8-7	3-9	2-0
CONFERENCE	4-16	3-7	1-9	0-0
NON-CONFERENCE	9-0	5-0	2-0	2-0

### Score by Periods

Team	1st	2nd	OT	TOT
Minnesota	907	1024	28	1959
Opponents	955	1040	21	2016

### Team Box Score

No.	Player	Total					3-Point			F-Throw		Rebounds				Other Stats						
		GP-GS	MIN	AVG	FG-FGA	FG%	3FG-3FGA	3FG%	FT-FTA	FT%	OFF	DEF	TOT	AVG	PF	DQ	A	TO	BLK	STL	PTS	AVG
10	BATTLE, Jamison	28-28	1022:47	36.5	179-397	.451	72-197	.365	58-77	.753	9	168	177	6.3	52	1	28	39	12	10	488	17.4
0	WILLIS, Payton	28-27	1015:49	36.3	166-344	.483	72-167	.431	48-76	.632	21	113	134	4.8	47	0	123	51	13	41	452	16.1
20	STEPHENS, E.J.	28-28	924:52	33.0	105-250	.420	41-106	.387	45-55	.818	15	76	91	3.3	46	1	45	36	2	27	296	10.6
12	LOEWE, Luke	29-29	1006:45	34.7	89-218	.408	34-98	.347	30-40	.750	13	57	70	2.4	62	1	70	30	1	16	242	8.3
1	CURRY, Eric	25-24	684:37	27.4	78-189	.413	1-11	.091	33-47	.702	27	118	145	5.8	64	0	44	30	17	21	190	7.6
24	SUTHERLIN, Sean	27-3	578:23	21.4	67-143	.469	3-13	.231	55-78	.705	13	83	96	3.6	51	1	25	31	8	22	192	7.1
42	THOMPSON, Treyton	19-1	154:26	8.1	14-30	.467	6-15	.400	3-5	.600	8	14	22	1.2	24	0	5	8	6	3	37	1.9
15	DANIELS, Charlie	29-5	322:19	11.1	19-44	.432	0-1	.000	5-8	.625	21	32	53	1.8	51	0	23	21	16	10	43	1.5
2	THIAM, Abdoulaye	15-0	49:16	3.3	4-16	.250	0-6	.000	4-4	1.000	1	3	4	0.3	8	0	2	5	0	2	12	0.8
25	RAMBERG, Will	13-0	47:33	3.7	2-5	.400	0-1	.000	1-3	.333	2	2	4	0.3	2	0	1	2	0	1	5	0.4
22	OGELE, Danny	13-0	39:24	3.0	1-8	.125	0-2	.000	0-0	.000	2	7	9	0.7	3	0	0	2	4	1	2	0.2
3	KERN, Joey	2-0	03:48	1.9	0-1	.000	0-0	.000	0-0	.000	0	1	1	0.5	0	0	0	0	0	0	0	0.0
Team											46	42	88				16					
<b>Total</b>		<b>29</b>	<b>5850</b>		<b>724-1645</b>	<b>.440</b>	<b>229-617</b>	<b>.371</b>	<b>282-393</b>	<b>.718</b>	<b>178</b>	<b>716</b>	<b>894</b>	<b>30.8</b>	<b>410</b>	<b>4</b>	<b>366</b>	<b>271</b>	<b>79</b>	<b>154</b>	<b>1959</b>	<b>67.6</b>
<b>Opponents</b>		<b>29</b>	<b>5850</b>		<b>771-1697</b>	<b>.454</b>	<b>196-584</b>	<b>.336</b>	<b>278-397</b>	<b>.700</b>	<b>273</b>	<b>815</b>	<b>1088</b>	<b>37.5</b>	<b>433</b>	<b>3</b>	<b>394</b>	<b>303</b>	<b>108</b>	<b>140</b>	<b>2016</b>	<b>69.5</b>

### Team Statistics

	MINN	OPP
<b>Scoring</b>	<b>1959</b>	<b>2016</b>
Points per game	67.6	69.5
Scoring margin	-2.0	-
<b>Field goals-att</b>	<b>724-1645</b>	<b>771-1697</b>
Field goal pct	.440	.454
<b>3 point fg-att</b>	<b>229-617</b>	<b>196-584</b>
3-point FG pct	.371	.336
3-pt FG made per game	7.9	6.8
<b>Free throws-att</b>	<b>282-393</b>	<b>278-397</b>
Free throw pct	.718	.700
F-Throws made per game	9.7	9.6
<b>Rebounds</b>	<b>894</b>	<b>1088</b>
Rebounds per game	30.8	37.5
Rebounding margin	-6.7	-
<b>Assists</b>	<b>366</b>	<b>394</b>
Assists per game	12.6	13.6
<b>Turnovers</b>	<b>271</b>	<b>303</b>
Turnovers per game	9.3	10.4
Turnover margin	+1.1	-
Assist/turnover ratio	1.4	1.3
<b>Steals</b>	<b>154</b>	<b>140</b>
Steals per game	5.3	4.8
<b>Blocks</b>	<b>79</b>	<b>108</b>
Blocks per game	2.7	3.7
<b>Winning streak</b>	<b>0</b>	<b>-</b>
Home win streak	0	-
<b>Attendance</b>	<b>154006</b>	<b>143981</b>
Home games-Avg/Game	15-10267	12-11998
Neutral site-Avg/Game	-	2-2329

### Team Results

Date	Opponent		Score	Att.
11/09/2021	Kansas City	W	71-56	8975
11/12/2021	vs Western Ky.	W	73-69	2296
11/14/2021	vs Princeton	Wot2	87-80	2362
11/19/2021	Purdue Fort Wayne	W	78-49	9451
11/24/2021	Jacksonville	W	55-44	9250
11/30/2021	at Pittsburgh	W	54-53	7736
12/05/2021	at Mississippi St.	W	81-76	6965
12/08/2021	Michigan St.	L	67-75	11178
12/11/2021	at Michigan	W	75-65	12461
12/14/2021	A&M-Corpus Christi	W	79-71	9001
12/22/2021	Green Bay	W	72-56	10302
01/04/2022	Illinois	L	53-76	10112
01/09/2022	at Indiana	L	60-73	17222
01/12/2022	at Michigan St.	L	69-71	14797
01/16/2022	Iowa	L	71-81	10925
01/22/2022	Rutgers	W	68-65	10794
01/27/2022	Ohio St.	L	64-75	10179
01/30/2022	at Wisconsin	L	60-66	17287
02/02/2022	Purdue	L	73-88	9975
02/06/2022	at Iowa	L	59-71	14558
02/09/2022	at Nebraska	L	65-78	15303
02/12/2022	Penn St.	W	76-70	9948
02/15/2022	at Ohio St.	L	45-70	12360
02/17/2022	at Penn St.	L	46-67	7726
02/19/2022	Northwestern	W	77-60	10570
02/23/2022	Wisconsin	L	67-68	11761
02/27/2022	Indiana	L	79-84	11585
03/02/2022	at Maryland	L	73-84	13015
03/06/2022	at Northwestern	L	62-75	4551



## 2021-22 Minnesota Men's Basketball Combined Team Statistics In Conference games

### Game Records

Record	Overall	Home	Away	Neutral
ALL GAMES	4-16	3-7	1-9	0-0
CONFERENCE	4-16	3-7	1-9	0-0
NON-CONFERENCE	0-0	0-0	0-0	0-0

### Score by Periods

Team	1st	2nd	OT	TOT
Minnesota	609	700	0	1309
Opponents	719	743	0	1462

### Team Box Score

No.	Player				Total		3-Point		F-Throw		Rebounds												
		GP-GS	MIN	AVG	FG-FGA	FG%	3FG-3FGA	3FG%	FT-FTA	FT%	OFF	DEF	TOT	AVG	PF	DQ	A	TO	BLK	STL	PTS	AVG	
10	BATTLE, Jamison	19-19	690:06	36.3	119-278	.428	48-133	.361	38-51	.745	8	112	120	6.3	37	1	17	21	8	3	324	17.1	
0	WILLIS, Payton	19-18	691:05	36.4	109-237	.460	46-115	.400	35-53	.660	11	79	90	4.7	36	0	83	30	10	25	299	15.7	
20	STEPHENS, E.J.	19-19	622:06	32.7	70-172	.407	25-69	.362	30-33	.909	12	45	57	3.0	39	1	33	23	2	14	195	10.3	
12	LOEWE, Luke	20-20	696:01	34.8	66-161	.410	28-73	.384	17-25	.680	9	36	45	2.3	45	1	41	18	0	11	177	8.9	
1	CURRY, Eric	16-15	438:20	27.4	52-126	.413	1-8	.125	16-26	.615	19	60	79	4.9	37	0	27	19	8	15	121	7.6	
24	SUTHERLIN, Sean	19-3	419:19	22.1	40-95	.421	3-9	.333	33-46	.717	9	55	64	3.4	39	1	16	19	4	18	116	6.1	
42	THOMPSON, Treyton	14-1	139:34	10.0	14-28	.500	6-13	.462	2-3	.667	8	12	20	1.4	20	0	5	7	5	3	36	2.6	
15	DANIELS, Charlie	20-5	215:21	10.8	14-31	.452	0-1	.000	3-5	.600	17	20	37	1.9	31	0	16	14	9	5	31	1.6	
2	THIAM, Abdoulaye	9-0	24:59	2.8	3-8	.375	0-4	.000	0-0	.000	0	1	1	0.1	7	0	1	4	0	1	6	0.7	
25	RAMBERG, Will	8-0	34:31	4.3	1-3	.333	0-1	.000	0-2	.000	2	2	4	0.5	2	0	1	1	0	1	2	0.3	
22	OGELE, Danny	9-0	27:08	3.0	1-8	.125	0-2	.000	0-0	.000	2	3	5	0.6	1	0	0	0	2	1	2	0.2	
3	KERN, Joey	1-0	01:30	1.5	0-0	.000	0-0	.000	0-0	.000	0	1	1	1.0	0	0	0	0	0	0	0	0.0	
Team											33	27	60				14						
<b>Total</b>		<b>20</b>	<b>4000</b>		<b>489-1147</b>	<b>.426</b>	<b>157-428</b>	<b>.367</b>	<b>174-244</b>	<b>.713</b>	<b>130</b>	<b>453</b>	<b>583</b>	<b>29.2</b>	<b>294</b>	<b>4</b>	<b>240</b>	<b>170</b>	<b>48</b>	<b>97</b>	<b>1309</b>	<b>65.5</b>	
<b>Opponents</b>		<b>20</b>	<b>4000</b>		<b>552-1146</b>	<b>.482</b>	<b>154-401</b>	<b>.384</b>	<b>204-293</b>	<b>.696</b>	<b>185</b>	<b>572</b>	<b>757</b>	<b>37.9</b>	<b>282</b>	<b>1</b>	<b>304</b>	<b>196</b>	<b>82</b>	<b>88</b>	<b>1462</b>	<b>73.1</b>	

### Team Statistics

	MINN	OPP
<b>Scoring</b>	<b>1309</b>	<b>1462</b>
Points per game	65.5	73.1
Scoring margin	-7.7	-
<b>Field goals-att</b>	<b>489-1147</b>	<b>552-1146</b>
Field goal pct	.426	.482
<b>3 point fg-att</b>	<b>157-428</b>	<b>154-401</b>
3-point FG pct	.367	.384
3-pt FG made per game	7.9	7.7
<b>Free throws-att</b>	<b>174-244</b>	<b>204-293</b>
Free throw pct	.713	.696
F-Throws made per game	8.7	10.2
<b>Rebounds</b>	<b>583</b>	<b>757</b>
Rebounds per game	29.2	37.9
Rebounding margin	-8.7	-
<b>Assists</b>	<b>240</b>	<b>304</b>
Assists per game	12.0	15.2
<b>Turnovers</b>	<b>170</b>	<b>196</b>
Turnovers per game	8.5	9.8
Turnover margin	+1.3	-
Assist/turnover ratio	1.4	1.6
<b>Steals</b>	<b>97</b>	<b>88</b>
Steals per game	4.9	4.4
<b>Blocks</b>	<b>48</b>	<b>82</b>
Blocks per game	2.4	4.1
<b>Winning streak</b>	<b>0</b>	<b>-</b>
Home win streak	0	-
<b>Attendance</b>	<b>107027</b>	<b>129280</b>
Home games-Avg/Game	10-10703	10-12928
Neutral site-Avg/Game	-	0-0

### Team Results

Date	Opponent		Score	Att.
12/08/2021	Michigan St.	L	67-75	11178
12/11/2021	at Michigan	W	75-65	12461
01/04/2022	Illinois	L	53-76	10112
01/09/2022	at Indiana	L	60-73	17222
01/12/2022	at Michigan St.	L	69-71	14797
01/16/2022	Iowa	L	71-81	10925
01/22/2022	Rutgers	W	68-65	10794
01/27/2022	Ohio St.	L	64-75	10179
01/30/2022	at Wisconsin	L	60-66	17287
02/02/2022	Purdue	L	73-88	9975
02/06/2022	at Iowa	L	59-71	14558
02/09/2022	at Nebraska	L	65-78	15303
02/12/2022	Penn St.	W	76-70	9948
02/15/2022	at Ohio St.	L	45-70	12360
02/17/2022	at Penn St.	L	46-67	7726
02/19/2022	Northwestern	W	77-60	10570
02/23/2022	Wisconsin	L	67-68	11761
02/27/2022	Indiana	L	79-84	11585
03/02/2022	at Maryland	L	73-84	13015
03/06/2022	at Northwestern	L	62-75	4551