



2023 PENN STATE BASEBALL

PENN STATE VS. WAGNER, DARTMOUTH, HOLY CROSS | MARCH 4-6, 2023 | CARY, N.C.

2023 SCHEDULE

Date Opponent Time/Result

FEBRUARY

17	at #22 Miami (ACCNX)	W, 9-5
18	at #22 Miami (ACCNX)	L, 2-10
19	at #22 Miami (ACCNX)	L, 2-3
24	vs. Northern Illinois ¹ (DH)	W, 7-3/W, 5-1
25	vs. Maine ¹	Canceled
26	vs. Monmouth ¹	W, 11-3

MARCH

4	vs. Wagner ¹	11 a.m.
4	vs. Dartmouth ¹	2 p.m.
5	vs. Holy Cross ¹	1 p.m.
6	vs. Holy Cross ¹	1 p.m.
8	at #13 North Carolina	4 p.m.
10	vs. Brown ¹	2 p.m.
11	vs. Brown ¹ (DH)	noon
12	vs. Brown ¹	11 a.m.
15	NAVY	5 p.m.
17	GEORGETOWN	5 p.m.
18	GEORGETOWN	1 p.m.
19	GEORGETOWN	noon
21	BINGHAMTON	5 p.m.
24	at Michigan*	4 p.m.
25	at Michigan*	2 p.m.
26	at Michigan*	1 p.m.
28	PITT	6 p.m.
31	INDIANA*	6 p.m.

APRIL

1	INDIANA*	2 p.m.
2	INDIANA*	1 p.m.
4	BUCKNELL	6 p.m.
6	DELAWARE STATE	6 p.m.
7	DELAWARE STATE	6 p.m.
8	DELAWARE STATE	2 p.m.
11	WEST VIRGINIA	6 p.m.
14	at Purdue*	6 p.m.
15	at Purdue*	2 p.m.
16	at Purdue*	1 p.m.
18	YOUNGSTOWN STATE	6 p.m.
21	OHIO STATE*	6 p.m.
22	OHIO STATE*	2 p.m.
23	OHIO STATE*	1 p.m.
25	at West Virginia	6:30 p.m.
28	IOWA* (BTN)	5 p.m.
29	IOWA*	2 p.m.
30	IOWA*	1 p.m.

MAY

5	at Rutgers*	6 p.m.
6	at Rutgers*	6 p.m.
7	at Rutgers*	2 p.m.
10	at Omaha	8 p.m.
12	at Nebraska*	7:05 p.m.
13	at Nebraska* (BTN)	7 p.m.
14	at Nebraska* (ESPN2)	noon
16	at Pitt ²	6 p.m.
18	#18 MARYLAND*	6 p.m.
19	#18 MARYLAND*	6 p.m.
20	#18 MARYLAND*	1 p.m.
24-28	Big Ten Tournament ³	TBD

¹ USA Baseball Complex (Cary, N.C.)

² PNC Park (Pittsburgh, Pa.)

³ Charles Schwab Field (Omaha, Neb.)

All Times Eastern

Rankings are D1Baseball

STRATEGIC COMMUNICATIONS

Primary Contact.....Paul Marboe
Cell Phone814-777-7604
Emailprn5118@psu.edu

PENN STATE NITTANY LIONS

(4-2, 0-0 BIG TEN)



vs.

WAGNER, DARTMOUTH, HOLY CROSS

(3-3, 0-0 NEC)/(0-3, 0-0 IVY)/(1-7, 0-0 PATRIOT)



GOPSUSPORTS.COM | @PENNSTATEBASE | USA Baseball Complex (Coleman Field)

USABASEBALL.TV | RADIO: ESPN Radio 103.7/1450 (Brian Tripp)

ONLINE | Links to live video, live audio and live stats available at GoPSUSports.com

LEADING OFF

- Penn State travels to Cary, N.C. to begin its Spring Break trip.
- The Nittany Lions are set to battle Wagner and Dartmouth on Saturday and Holy Cross on Sunday and Monday.
- Penn State is 27-14 all-time when playing at the USA Baseball National Training Complex in Cary.
- The Nittany Lions are coming off a 3-0 weekend in Cary to end February.
- Penn State earned a 7-3 win in game one against Northern Illinois, highlighted by a five-inning, one-run performance by Travis Luensmann. Billy Gerlott added three hits and three RBI.
- The blue and white swept the doubleheader against NIU with a 5-1 victory in the nightcap. Daniel Ouderkirk threw seven innings and struck out a career-high 11 batters. Grant Norris drove in three runs, including a two-run homer.
- Penn State finished the weekend with an 11-3 win over Monmouth. Jaden Henline threw six innings in relief, allowing one run. Anthony Steele collected three hits and four RBI, while Thomas Bramley hit a solo homer.

PROJECTED STARTERS



Travis Luensmann
RHP | Jr. | 6-6 | 234
Altoona, Pa.
2 Appearances/2 Starts
2-0, 1.80 ERA, 7K/6BB



TBA



TBA

POTENTIAL LINEUP

No.	Name	Pos.	B/T	Ht./Wt.	Yr.	AVG	HR	RBI
41	Josh Spiegel	C	R/R	6-3/230	R-Sr.	.185	0	0
30	Anthony Steele	1B	L/L	6-4/230	So.	.333	0	5
2	Kyle Hannon	2B	L/R	5-10/186	Jr.	.318	1	4
1	Jay Harry	SS	L/R	6-0/177	Jr.	.259	0	5
0	Grant Norris	3B	R/R	6-1/192	Gr.	.263	1	6
13	Tayven Kelley	LF	R/R	6-3/198	Sr.	.364	1	4
22	Johnny Piacentino	CF	R/R	5-11/186	Sr.	.227	0	1
35	Billy Gerlott	RF	R/R	6-1/181	So.	.360	0	4
3	Thomas Bramley	DH	L/R	5-10/180	Gr.	.333	1	4

No.	Name	Pos.	B/T	Yr.	Ht.	Wt.	Hometown/High School/Last School
0	Grant Norris	IF	R/R	Gr.	6-1	192	Somerset, Pa./Somerset Area/Duke
1	Jay Harry	IF	L/R	Jr.	6-0	177	Metuchen, N.J./Metuchen
2	Kyle Hannon	IF/OF	L/R	Jr.	5-10	186	Harrisburg, Pa./Red Land
3	Thomas Bramley	IF/C	L/R	Gr.	5-10	180	Elizabethtown, Pa./Lower Dauphin/Mount St. Mary's
4	Tyson Cooper	C/UT	S/R	R-Jr.	5-9	209	State College, Pa./State College Area
5	Carson Ertter	P	L/L	Sr.	5-10	175	Ebensburg, Pa./Bishop Carroll Catholic
7	C.J. Pittaro	IF	L/R	Jr.	6-1	204	Hamilton, N.J./Steinert/Vanderbilt
8	Jimmy Nugent	C	R/R	Fr.	6-2	211	Hamilton, Ohio/Badin
9	Connor Throneberry	1B/P	R/R	So.	6-6	235	St. Louis, Mo./Marquette Senior
10	Ben DeMell	P	L/R	So.	6-5	205	Concord, Ohio/Gilmour Academy
11	Chad Rogers	P	R/R	Jr.	6-5	236	Mentor, Ohio/Mentor
12	Kellan Tulio	P	L/L	Sr.	6-2	225	Emmaus, Pa./Emmaus/Louisville
13	Tayven Kelley	OF	R/R	Sr.	6-3	198	Boiling Springs, Pa./Cedar Cliff
15	Brenden Franks	1B	R/R	Sr.	6-3	205	State College, Pa./State College
17	Seneca Gregory	P	R/R	R-Fr.	6-4	212	Stafford, Va./Mountain View
19	Derek Cease	IF/P	R/R	So.	5-8	150	Plymouth, Pa./Greater Nanticoke Area
20	Blaise Sciafani	P	R/R	Sr.+	6-6	198	Souderton, Pa./Souderton/UMass Lowell
21	Steven Miller	P	R/R	Sr.+	6-1	197	Pittsburgh, Pa./North Hills
22	Johnny Piacentino	OF	R/R	Sr.	5-11	186	Cherry Hill, N.J./Bishop Eustace Prep
23	Jake Cooper	IF	R/R	R-Fr.	5-9	199	State College, Pa./State College Area
24	Jaden Henline	P	L/R	Jr.	6-2	170	New Cumberland, Pa./Red Land
25	Chase Renner	P	R/R	So.	6-4	200	Alburtis, Pa./Brandywine Heights
27	Tommy Molsky	P	R/R	So.	6-1	160	Dillsburg, Pa./Northern York County
28	Bobby Marsh	OF/1B	L/L	Fr.	6-3	194	Bellefonte, Pa./Bellefonte Area/Florida Atlantic
29	Carson Kohls	P	R/R	Jr.	6-0	209	Sacramento, Calif./El Camino
30	Anthony Steele	1B/OF/P	L/L	So.	6-4	230	Shelton, Conn./Shelton
31	Ryan Partridge	P	R/L	Sr.	6-3	230	Wexford, Pa./North Allegheny
32	Ty Torti	IF	S/R	Fr.	5-11	192	Raleigh, N.C./Pro5 Baseball Academy
33	Travis Luensmann	P	R/R	Jr.	6-6	234	Altoona, Pa./Bellewood-Antis/South Carolina
34	CJ Carmichael	SS	R/R	Fr.	6-1	170	Lancaster, Ohio/Bloom Carroll
35	Billy Gerlott	OF/1B	R/R	R-So.	6-1	181	Auburn, Pa./Blue Mountain
36	Aiden Coleman	P	R/R	Fr.	5-10	163	Tyrone, Pa./Tyrone Area
37	Jordan Morales	P	R/L	Sr.	5-9	168	Souderton, Pa./Souderton/LaSalle
40	Ben Kailher	IF	R/R	Sr.	5-8	160	Rumford, R.I./Providence Country Day
41	Josh Spiegel	C/1B	R/R	R-Sr.	6-3	230	Jennette, Pa./Penn Trafford/Oklahoma State
42	Brandon Wingenroth	IF/P	R/R	Fr.	6-1	170	Manheim, Pa./Lancaster Catholic
43	Jacob Coffin	P	S/L	Fr.	6-0	161	Apex, N.C./Pro5 Baseball Academy
44	Daniel Ouderkirk	P	R/R	Gr.	6-9	256	Penn Laird, Va./Spotswood/West Virginia
49	James Lordi	P	L/L	Fr.	6-0	192	Jim Thorpe, Pa./Jim Thorpe Area

ALPHABETICAL ROSTER

3	Thomas Bramley
34	CJ Carmichael
19	Derek Cease
43	Jacob Coffin
36	Aiden Coleman
23	Jake Cooper
4	Tyson Cooper
10	Ben DeMell
5	Carson Ertter
15	Brenden Franks
35	Billy Gerlott
17	Seneca Gregory
2	Kyle Hannon
1	Jay Harry
24	Jaden Henline
40	Ben Kailher
13	Tayven Kelley
29	Carson Kohls
49	James Lordi
33	Travis Luensmann
28	Bobby Marsh
21	Steven Miller
27	Tommy Molsky
37	Jordan Morales
0	Grant Norris
8	Jimmy Nugent
44	Daniel Ouderkirk
31	Ryan Partridge
22	Johnny Piacentino
7	C.J. Pittaro
25	Chase Renner
11	Chad Rogers
20	Blaise Sciafani
41	Josh Spiegel
30	Anthony Steele
9	Connor Throneberry
32	Ty Torti
12	Kellan Tulio
42	Brandon Wingenroth

PRONUNCIATION GUIDE

19	Derek Cease	See-ce
40	Ben Kailher	Kal-er
33	Travis Luensmann	Lunns-min
44	Daniel Ouderkirk	Oh-der-kirk
22	Johnny Piacentino	Pea-ess-en-tee-no
7	C.J. Pittaro	Pi-TAR-o
41	Josh Spiegel	Spee-gol
12	Kellan Tulio	TOO-lee-oh

ROSTER BREAKDOWN BY STATE

California - 1	Ohio - 4
Connecticut - 1	Pennsylvania - 24
Missouri - 1	Rhode Island - 1
New Jersey - 3	Virginia - 2
North Carolina - 2	

ROSTER BREAKDOWN BY ELIGIBILITY

Freshmen - 10
Sophomores - 7
Juniors - 8
Seniors/Graduates - 14

ROSTER BREAKDOWN BY POSITION

Catchers - 4	Left-Handed Pitchers - 7
Infielders - 18	Right-Handed Pitchers - 15
Outfielders - 6	

PENN STATE QUICK FACTS

GENERAL INFORMATION

Location.....University Park, Pa.
 Founded 1855
 Enrollment 45,901
 Colors Blue and White
 Conference.....Big Ten
 Nickname Nittany Lions
 PresidentDr. Neeli Bendapudi
 VP for Intercollegiate Athletics.....Dr. Patrick Kraft

TEAM INFORMATION

2023 Record 4-2
 2022 Big Ten Record/Finish 11-13/6th
 Postseason Big Ten Tournament (1-2)
 All-Time Record (Years) 2,109-1,553-21 (134)
 All-Time Big Ten Record (Years) 333-428 (31)
 NCAA Tournament Appearances 19
 NCAA Tournament Record 25-24
 NCAA Super Regional Appearances 1
 College World Series Appearances 5
 (1952, 1957, 1959, 1963, 1973)
 Best CWS Finish Second (1957)
 Last NCAA Tournament Appearance 2000

BASEBALL STAFF

Head Coach Rob Cooper
 PSU Record (Years) 177-247 (10)
 Career Record (Years) 463-477 (18)
 Assistant Coaches
 Josh Newman (Pitching)
 Sean Moore (Hitting)
 Volunteer Asst. Coach
 Dallas Burke (Hitting/Catchers)
 Dir. of Operations/Player Development...
 Jake Stone
 Athletic TrainerRebecca Hall
 Performance EnhancementJared Jarvi

STADIUM INFORMATION

Home Stadium ... Medlar Field at Lubrano Park
 First Season 2007
 Capacity 5,406
 Press Box Phone (814) 441-9145

MEDIA RELATIONS INFORMATION

Baseball Contact Paul Marboe
 Cell Phone (814) 777-7604
 Email prm5118@psu.edu
 Website GoPSUsports.com
 Twitter @PennStateBASE
 Instagram @PennStateBASE
 Facebook Page facebook.com/
 pennstatebaseball

Nittany Lions Return Experienced Pitching Staff

- The Nittany Lions welcome back an experienced pitching staff.
- Penn State pitchers had a strong start to the 2023 season at No. 22 Miami.
- The Nittany Lions’ starting pitchers, Travis Luensmann, Daniel Ouderkirk and Tommy Molsky, combined to throw 13.1 innings, allowing eight hits and four earned runs, while striking out 13 batters.
- The three starters recorded a 2.70 ERA and held Miami hitters to a .170 batting average.
- Penn State set a program record with 503 strikeouts in 2022 as six members of the staff recorded at least 40 strikeouts.
- The Nittany Lions return 406 of their 503 strikeouts (81 percent) from last year.
- Penn State is one of nine Power Five programs, and the only Big Ten school, returning 400+ strikeouts from last season.
- Among Power Five schools returning 400+ strikeouts, only Wake Forest (92%) returns a higher percentage of strikeouts returning.
- In 49 of 55 games last season, Penn State’s starting pitcher was a Pennsylvania native.
- Penn State’s pitching staff takes a versatile approach with eight different pitchers recording both a start and a save in 2022.
- Since 2016, eight Penn State pitchers have been selected in the MLB Draft, including Conor Larkin (9th round, Toronto Blue Jays), Kyle Virbitsky (17th round, Oakland A’s) and Bailey Dees (18th round, New York Yankees) in 2021.

Luensmann’s Strong Start

- Junior Travis Luensmann has enjoyed a strong start to the 2023 campaign.
- He has a 2-0 record and a 1.80 ERA and has limited opposing hitters to a .182 average.
- Luensmann opened the season for the Nittany Lions, starting against Miami.
- The junior fired five innings, allowing just one run on two hits, while striking out four and holding Miami hitters to a .125 average.
- He followed that with five innings against Northern Illinois, giving up one run on four hits and striking out three.
- Luensmann entered the season as the No. 110 starting pitcher by D1Baseball in its preseason player rankings.

Transfers Provide Spark

- The Nittany Lions welcomed four transfers to the program ahead of the 2023 season and all four have had strong starts to the year.
- Grad student pitcher Daniel Ouderkirk, a West Virginia transfer, earned his first win as a Nittany Lion in game two against Northern Illinois.
- Ouderkirk struck out a career-high 11 batters in seven innings, giving up just one run and three hits.
- Ouderkirk became the first Nittany Lion with 10+ strikeouts in a game since Kyle Virbitsky’s 12 strikeouts against Minnesota on May 29, 2021.
- Through two starts, Ouderkirk has 14 strikeouts in 10.1 innings and an opposing batting average of .167.
- Fellow grad student Thomas Bramley has started all six games, splitting time between catcher and designated hitter.
- Bramley is batting .333 with seven hits, including two doubles and a homer, and has drawn a team-high six walks.
- Bramey launched his first homer as a Nittany Lion against Monmouth.
- The Mount St. Mary’s transfer was tabbed as the No. 19 catcher in the nation in the D1Baseball preseason player rankings.
- Grant Norris has started all six games at third base after transferring from Duke.
- This past weekend, Norris batted .455 (5-of-11) with six RBI.
- Norris hit his first homer as a Nittany Lion off the foul pole in game two against Northern Illinois.
- Freshman Bobby Marsh, a Bellefonte native and transfer from Florida Atlantic, has two hits, including a double, in three at-bats.

Balanced Bats

- As a team, Penn State is hitting .294 (62-of-211) and has drawn 26 walks to contribute to a .378 on-base percentage.
- Five Nittany Lions own above a .300 average, six Nittany Lions have at least seven hits and seven have at least four RBI.
- Tayven Kelley leads the team with a .364 average to go with eight hits, including a double and homer, four runs and four RBI.
- Billy Gerlott is hitting .360 with a team-high nine hits to go with two doubles and four RBI.
- After hitting .556 and .400 last weekend, respectively, Anthony Steele and Thomas Bramley own .333 season averages. Steele has seven hits, including a double, and five RBI, while Bramley has seven hits, with two doubles and a homer, four RBI and five runs.
- Kyle Hannon is hitting .318 with seven hits, including a homer, four RBI and six runs. He also has a team-high five steals.
- Grant Norris has a homer and six RBI, while Jay Harry has two doubles, a triple and five RBI.

Opening Win Over Miami

- Penn State opened the 2023 season with a 9-5 win over Miami on February 17.
- The Hurricanes were ranked 22nd in the D1Baseball Poll and No. 8 in the Baseball America rankings.
- The Nittany Lions earned the program’s first win over Miami and collected the program’s first win over a ranked non-conference opponent since an 8-7 win over No. 21 Duke in 2019.
- Travis Luensmann threw five innings in the win, allowing just one run on two hits and striking out four.
- Penn State tallied 16 hits, including six Nittany Lions with multiple hits.
- Billy Gerlott and Johnny Piacentino each had three hits, while Kyle Hannon and Tayven Kelley launched solo homers.

THE OPPOSITION

Scouting Wagner, Dartmouth, Holy Cross

- Wagner is coached by Craig Noto, in his second season.
- The Seahawks are coming off a three-game sweep over Radford, outscoring Radford 32-12 in the series.
- Chris Conniff paces Wagner with a .391 average and nine hits, while David Melfi has two homers and seven RBI.
- Julian Taudin-Chabot has a 2.08 ERA in two starts with 10 strikeouts in 8.2 innings.
- Dartmouth is led by head coach Bob Whalen. in his 34th year leading the program.
- The Big Green started its season last week at Miami, falling in all three games.
- Tyler Cox went 4-of-11 at the plate for a team-best .364 average. Nathan Cmeyla tallied four hits, including two doubles, and four RBI.
- Jack Metzger struck out six batters in a five-inning start.
- Holy Cross is coached by Ed Kahovec, in his fourth season.
- The Crusaders competed at VMI in a four-game series last weekend, dropping all four games.
- CJ Egrie paces Holy Cross with six RBI and is tied for the team-lead with eight hits.

Against The Seahawks, Big Green, Crusaders

- Penn State meets Wagner for the fourth time in the series, with Penn State holding a 2-1 lead.
- The Nittany Lions won two of three games in a series against the Seahawks in 2020.
- Penn State takes on Dartmouth for the fifth time between the schools and the first time since 1915.
- Penn State trails the all-time series, 7-0, against Holy Cross and will meet the Crusaders for the first time since 1952.

BY THE NUMBERS

	Penn State	Wag/Dart/HC
Batting Average	.294	.265/.194/.261
Slugging Percentage	.408	.377/.262/.379
On-Base Percentage	.378	.335/.239/.365
Runs Scored	36	35/9/38
Hits	62	57/20/66
Doubles	10	15/4/17
Triples	1	0/0/2
Home Runs	4	3/1/3
Stolen Bases-Attempts	7-9	2-4/0-0/9-9
ERA	3.93	6.18/12.75/10.86
Strikeouts	48	40/25/55
Opponent Batting Average	.234	.267/.363/.385
Fielding Percentage	.972	.986/.957/.939
Errors	6	3/4/16

INSIDE THE SERIES

Overall:	Penn State Leads, 2-1
Last Meeting:	W, 4-2 (11); February 23, 2020
Current Streak:	W, 2
At Home:	0-0
At Wagner:	0-0
Neutral Site:	2-1
Overall:	Penn State Leads, 3-1
Last Meeting:	W, 4-1; 1915
Current Streak:	W, 2
At Home:	0-0
At Dartmouth:	0-0
Neutral Site:	0-0
N/A:	3-1
Overall:	Holy Cross Leads, 7-0
Last Meeting:	June 15, 1952
Current Streak:	L, 7
At Home:	0-0
At Holy Cross:	0-6
Neutral Site:	0-1

STARTING LINEUPS

OPPONENT	C	1B	2B	3B	SS	LF	CF	RF	DH	SP
at Miami (2/17)	Spiegel	Steele	Hannon	Norris	Harry	Kelley	Piacentino	Gerlott	Bramley	Luensmann
at Miami (2/18)	Bramley	Steele	Hannon	Norris	Harry	Kelley	Piacentino	Gerlott	Spiegel	Ouderkirk
at Miami (2/19)	Spiegel	Steele	Hannon	Norris	Harry	Kelley	Piacentino	Gerlott	Bramley	Molsky
vs. Northern Illinois (2/24, 1)	Spiegel	Steele	Hannon	Norris	Harry	Kelley	Piacentino	Gerlott	Bramley	Luensmann
vs. Northern Illinois (2/24, 2)	Bramley	Steele	Hannon	Norris	Harry	Kelley	Piacentino	Gerlott	Spiegel	Ouderkirk
vs. Monmouth (2/26)	Spiegel	Steele	Hannon	Norris	Harry	Kelley	Piacentino	Gerlott	Bramley	Molsky

**PAGE 6 | PENN STATE VS. WAGNER, DARTMOUTH, HOLY CROSS
BATTING ORDER**

OPPONENT	1	2	3	4	5	6	7	8	9
at Miami (2/17)	Harry	Bramley	Spiegel	Gerlott	Hannon	Piacentino	Steele	Norris	Kelley
at Miami (2/18)	Harry	Bramley	Spiegel	Gerlott	Hannon	Piacentino	Steele	Norris	Kelley
at Miami (2/19)	Harry	Bramley	Spiegel	Gerlott	Hannon	Piacentino	Steele	Norris	Kelley
vs. Northern Illinois (2/24, 1)	Harry	Bramley	Spiegel	Gerlott	Hannon	Piacentino	Steele	Norris	Kelley
vs. Northern Illinois (2/24, 2)	Harry	Bramley	Spiegel	Gerlott	Piacentino	Hannon	Kelley	Norris	Steele
vs. Monmouth (2/26)	Harry	Bramley	Spiegel	Gerlott	Piacentino	Hannon	Kelley	Norris	Steele

NATIONAL POLLS

AWARDS/HONORS

D1Baseball (2/27)

Rank	Team	Record	Prev.
1.	LSU	6-1	1
2.	Stanford	5-2	2
3.	Tennessee	6-2	3
4.	Ole Miss	6-1	4
5.	Wake Forest	9-0	6
6.	Florida	7-1	7
7.	Vanderbilt	5-3	10
8.	Arkansas	5-2	9
9.	ECU	5-1	11
10.	TCU	4-3	8
11.	Virginia Tech	5-2	14
12.	Oklahoma State	4-3	15
13.	North Carolina	4-3	12
14.	Louisville	6-1	12
15.	Texas A&M	4-3	5
16.	Florida State	6-1	-
17.	UCLA	5-3	17
18.	Maryland	3-4	13
19.	Virginia	7-0	19
20.	Alabama	8-0	20
21.	NC State	7-0	21
22.	Miami	7-1	22
23.	South Carolina	8-0	23
24.	Texas Tech	8-0	24
25.	Southern Miss	5-2	18

Baseball America (2/27)

Rank	Team	Record	Prev.
1.	LSU	6-1	1
2.	Florida	7-1	2
3.	Stanford	5-2	3
4.	Louisville	6-1	4
5.	Vanderbilt	5-3	5
6.	Tennessee	6-2	6
7.	Wake Forest	9-0	8
8.	Ole Miss	6-1	9
9.	Arkansas	5-2	11
10.	Miami	7-1	12
11.	TCU	4-3	10
12.	Texas A&M	4-3	7
13.	Virginia Tech	5-2	14
14.	UCLA	5-2	13
15.	Virginia	7-0	17
16.	Florida State	6-1	-
17.	Maryland	3-4	15
18.	Texas Tech	8-0	22
19.	Oregon State	6-1	19
20.	ECU	5-1	24
21.	Oklahoma State	4-3	21
22.	North Carolina	4-3	16
23.	Auburn	5-1	23
24.	NC State	7-0	25
25.	Southern Miss	5-2	18

Jay Harry

Big Ten Player To Watch

Travis Luensmann

Big Ten Player To Watch

Josh Spiegel

Big Ten Player To Watch

Coaches Poll (2/27)

Rank	Team	Record	Prev.
1.	LSU	6-1	1
2.	Tennessee	6-2	2
3.	Wake Forest	9-0	10
4.	Stanford	5-2	3
5.	Ole Miss	6-1	7
6.	Florida	7-1	4
7.	Vanderbilt	5-3	9
8.	Arkansas	5-2	6
9.	ECU	5-1	13
10.	Louisville	6-1	11
11.	Virginia Tech	5-2	16
12.	UCLA	5-2	15
13.	Oklahoma State	4-3	8
14.	Virginia	7-0	20
15.	Florida State	6-1	-
16.	Texas Tech	8-0	21
17.	TCU	4-3	17
18.	Texas A&M	4-3	4
19.	Miami	7-1	18
20.	NC State	7-0	22
21.	North Carolina	4-3	12
22.	Alabama	8-0	-
23.	South Carolina	8-0	-
24.	Oregon State	6-1	23
25.	Maryland	3-4	25

NCBWA (2/27)

Rank	Team	Record	Prev.
1.	LSU	6-1	1
2.	Wake Forest	9-0	6
3.	Florida	7-1	2
4.	Louisville	6-1	5
5.	Miami	7-1	8
6.	Tennessee	6-2	11
7.	Stanford	5-2	3
8.	Arkansas	5-2	7
9.	Vanderbilt	5-3	9
10.	UCLA	5-2	10
11.	UCSB	5-2	14
12.	Virginia	7-0	15
13.	Texas Tech	8-0	17
14.	ECU	5-1	20
15.	Ole Miss	6-1	21
16.	Georgia Tech	7-0	22
17.	Florida State	6-1	25
18.	Oregon State	6-1	28
19.	NC State	7-0	30
20.	TCU	4-3	12
21.	North Carolina	4-3	13
22.	Texas A&M	4-3	4
23.	Oklahoma State	4-3	16
24.	Iowa	5-1	-
25.	Southern Miss	5-2	18
26.	Auburn	5-1-1	-
27.	Alabama	8-0	-
28.	Virginia Tech	5-2	29
29.	South Carolina	8-0	-
30.	San Diego	5-0-1	-

MULTI-HIT/RBI GAMES/STREAKS

Multiple Hit Games	2	3	4	5+	Total
13 Kelley, Tayven	3	-	-	-	3
35 Gerlott, Billy	-	3	-	-	3
2 Hannon, Kyle	1	1	-	-	2
30 Steele, Anthony	1	1	-	-	2
3 Bramley, Thomas	2	-	-	-	2
1 Harry, Jay	2	-	-	-	2
0 Norris, Grant	2	-	-	-	2
41 Spiegel, Josh	1	-	-	-	1
22 Piacentino, Johnny	-	1	-	-	1
TEAM	12	6	0	0	18

Hitting Streaks	Longest	Current
1 Harry, Jay	4	1
13 Kelley, Tayven	4	4
2 Hannon, Kyle	3	-
0 Norris, Grant	3	3
3 Bramley, Thomas	3	3
30 Steele, Anthony	3	3
41 Spiegel, Josh	2	1
28 Marsh, Bobby	1	1
35 Gerlott, Billy	1	1
22 Piacentino, Johnny	1	-

Multiple RBI Games	2	3	4	5+	Total
0 Norris, Grant	1	1	-	-	2
35 Gerlott, Billy	-	1	-	-	1
30 Steele, Anthony	-	-	1	-	1
2 Hannon, Kyle	1	-	-	-	1
1 Harry, Jay	-	1	-	-	1
13 Kelley, Tayven	1	-	-	-	1
TEAM	3	3	1	0	7

Reached Base Streaks	Longest	Current
1 Harry, Jay	6	6
2 Hannon, Kyle	6	6
3 Bramley, Thomas	6	6
0 Norris, Grant	4	4
41 Spiegel, Josh	4	1
13 Kelley, Tayven	4	4
30 Steele, Anthony	3	3
22 Piacentino, Johnny	3	-
35 Gerlott, Billy	2	1
28 Marsh, Bobby	1	1

**BIG TEN STANDINGS
(AS OF 3/2/23)**

	Big Ten		Overall	
	W-L	Pct.	W-L	Pct.
Iowa	0-0	.000	6-1	.857
Penn State	0-0	.000	4-2	.667
Purdue	0-0	.000	5-3	.625
Illinois	0-0	.000	4-3	.571
Indiana	0-0	.000	4-4	.500
Maryland	0-0	.000	4-4	.500
Michigan	0-0	.000	4-4	.500
Nebraska	0-0	.000	3-3-1	.500
Michigan State	0-0	.000	3-4	.429
Rutgers	0-0	.000	3-4	.429
Ohio State	0-0	.000	3-5	.375
Northwestern	0-0	.000	0-6	.000
Minnesota	0-0	.000	0-8	.000



This Week Around the BIG

March 3-6

Illinois:

at Sam Houston State

Indiana:

at ECU, vs. Georgetown, vs. Long Beach State

Iowa:

vs. Southern, at South Alabama, vs. Pepperdine

Maryland:

vs. Ole Miss, Vanderbilt, Hawaii

Michigan:

vs. TCU, Texas Tech, Louisville

Michigan State:

at Charleston, at Charleston Southern, vs. Air Force

Minnesota:

vs. Hawaii, Ole Miss, Vanderbilt

Nebraska:

vs. Vanderbilt, Hawaii, Ole Miss

Northwestern:

at Louisiana Tech

Ohio State:

vs. Mississippi State, Cal, Oklahoma

Penn State:

vs. Wagner, Dartmouth, Holy Cross

Purdue:

vs. Akron

Rutgers:

at UNC Greensboro

NITTANY LIONS IN PROS

Level	Years at PSU	2022 Team	Organization
TRIPLE-A			
Justin Hagenman, P	2016-18	Oklahoma City	Los Angeles Dodgers
Jim Haley, 3B	2014-16	Durham	Philadelphia Phillies
		(Rays org.)	
DOUBLE-A			
Dante Biasi, P	2017-18	NW Arkansas	Kansas City Royals
Taylor Lehman, P	2015-18	Reading	Philadelphia Phillies
HIGH-A			
Bailey Dees, P	2018-21	Hudson Valley	New York Yankees
Conor Larkin, P	2018-21	Vancouver	Toronto Blue Jays
Kyle Virbitsky, P	2018-21	Lansing	Baltimore Orioles
		(A's org.)	
Justin Williams, 3B	2019-21	Asheville	Houston Astros
ROOKIE			
Matt Wood, C	2020-22	ACL Brewers	Milwaukee Brewers

*As of 2/13/23

THE LAST TIME...

A Penn State Team

Won 10 or more consecutive games.....April 14-30, 2000
 Scored 10 or more runs in a game.....11, vs. Monmouth; February 26, 2023
 Scored 20 or more runs in a game 27, Michigan State; May 1, 2021
 Had a 10+ run inning..... 14 (1st), at Pitt; May 17, 2022
 Did not strikeout.....vs. Niagara; March 18, 2016
 Turned a triple play.....8th inning, Michigan State; May 16, 2014
 Shut out an opponent.....vs. UMass (1-0); March 13, 2022
 Shut out consecutive opponents.....vs. Monmouth (1-0); February 15, 2019/vs. Monmouth (7-0), February 16, 2019
 Was shut out at home.....Milwaukee (12-0); March 20, 2022
 Was shut out on the road.....at Ohio State (11-0); May 14, 2022
 Was shut out in consecutive games..... at Delaware (5-0); March 18, 2017/Delaware (8-0); March 19, 2017
 Swept a three-game series at home Michigan State; May 8-9, 2022
 Swept a three-game series on the road.....at Northwestern; April 15-17, 2016
 Swept a three-game conference series at home..... Michigan State; May 8-9, 2022
 Swept a three-game conference series on the road.....at Northwestern; April 15-17, 2016
 Beat a ranked opponent.....at #22 Miami (9-5); February 17, 2023
 Beat a ranked opponent on the road.....at #22 Miami (9-5); February 17, 2023
 Beat a Top-5 ranked opponent.....at #1 North Carolina (3-2); March 3, 2007
 Won a series against a ranked opponent.....at #16 Michigan (four games); April 12-13, 2007
 Won a series against a ranked opponent on the road.....at #16 Michigan (four games); April 12-13, 2007
 Played an extra-inning game.....vs. Rutgers (L, 4-5, 10); May 27, 2022
 Played a 12+ inning gameIowa (W, 5-4, 12); May 20, 2016
 Played a 15+ inning game Illinois (L, 4-2, 15); April 25, 2015

A Penn State Player

Hit two home runs in a game.....Billy Gerlott/Kyle Hannon/Matt Wood (2), at Ohio State; May 13, 2022
 Two players with two home runs in a game.....Billy Gerlott/Kyle Hannon/Matt Wood (2), at Ohio State; May 13, 2022
 Hit three home runs in a game.....Johnny Piacentino (3), vs. Northwestern; March 7, 2021
 Led off game with a home run.....Gavin Homer, at Rutgers; April 4, 2021
 Hit a grand slam.....Justin Williams, Rutgers, May 17, 2021
 Hit back-to-back homers.....Billy Gerlott/Kyle Hannon (1st), at Ohio State; May 13, 2022
 Hit a walk-off home run.....Curtis Robison, Wagner; February 23, 2020
 Hit a pinch-hit home run.....Billy Gerlott, at Minnesota; April 24, 2022
 Hit an inside-the-park home run.....Kris Kremer, Pittsburgh; April 10, 2019
 Had five or more RBI in a game.....Kyle Hannon (5), at Pitt; May 17, 2022
 Had seven or more RBI in a game.....Aaron Novak (8), at Charleston Southern; March 8, 2015
 Had four hits in a game.....Cole Bartels (4), Illinois; May 19, 2022
 Had five hits in a game.....Jay Harry (6), Michigan State; May 9, 2022
 Had six hits in a game.....Jay Harry (6), Michigan State; May 9, 2022
 Had two hits in an inning.....Johnny Piacentino, at Pitt (9th); May 17, 2022
 Stole three or more bases.....Kyle Hannon, vs. Northern Illinois (Game 2); February 24, 2023
 Had a 10-game hit streak.....Matt Wood (26); March 25-May 9, 2022
 Had a 20-game hit streak.....Matt Wood (26); March 25-May 9, 2022

Had 10 or more strikeouts.....Daniel Ouderkirk (11), vs. Northern Illinois; February 24, 2023
 Pitched a complete game.....Jaden Henline, Michigan State; May 8, 2022
 Pitched a nine-inning complete game.....Jaden Henline, Michigan State; May 8, 2022
 Pitched a combined nine-inning shutout.....Mason Mellott/Tyler Shingledecker/Jaden Henline, vs. UMass; March 13, 2022
 Pitched an individual nine-inning shutout.....Greg Welsh, Michigan State; May 17, 2013
 Pitched a no-hitter.....Steven Hill, at Iowa; April 21, 2012

*Active Streak

**PAGE 10 | PENN STATE VS. WAGNER, DARTMOUTH, HOLY CROSS
HITTING/PITCHING CAREER BESTS**



#3 THOMAS BRAMLEY

Career Bests

Hits	4*	vs. LIU	5/20/22
Runs	4*	at Coppin State	4/27/22
Doubles	2*	vs. Sacred Heart	4/11/21
Triples	1*	2x, last vs. Fairleigh Dickinson	3/26/22
Home Runs	2*	2x, last vs. George Mason	5/4/22
RBI	5*	vs. George Mason	5/4/22
Walks	4*	at Coppin State	4/27/22
Stolen Bases	1*	5x, last at Wagner	5/19/22

*At Mount St. Mary's (2020-22)



#34 CJ CARMICHAEL

Career Bests

Hits	n/a
Runs	n/a
Doubles	n/a
Triples	n/a
Home Runs	n/a
RBI	n/a
Walks	n/a
Stolen Bases	n/a



#19 DEREK CEASE

Career Bests

Hits	3	at Pitt	5/17/22
Runs	2	3x, last vs. Omaha	4/30/22
Doubles	1	2x, last vs. Michigan State	5/8/22
Triples	n/a		
Home Runs	n/a		
RBI	2	at Pitt	5/17/22
Walks	2	3x, last vs. Iowa	5/28/22
Stolen Bases	1	3x, last vs. Michigan State	5/8/22



#43 JACOB COFFIN

Career Bests

IP	1.1	at Miami	2/18/23
Longest Start	n/a		
Longest Relief	1.1	at Miami	2/18/23
Hits	0	at Miami	2/18/23
Runs	0	at Miami	2/18/23
Earned Runs	0	at Miami	2/18/23
Walks	0	at Miami	2/18/23
Strikeouts	1	at Miami	2/18/23



#36 AIDEN COLEMAN

Career Bests

IP	n/a
Longest Start	n/a
Longest Relief	n/a
Hits	n/a
Runs	n/a
Earned Runs	n/a
Walks	n/a
Strikeouts	n/a



#23 JAKE COOPER

Career Bests

Hits	n/a
Runs	n/a
Doubles	n/a
Triples	n/a
Home Runs	n/a
RBI	n/a
Walks	n/a
Stolen Bases	n/a

HITTING/PITCHING CAREER BESTS



#4 TYSON COOPER

Career Bests

Hits	2	vs. Bucknell	4/6/22
Runs	2	vs. Mount St. Mary's	4/20/22
Doubles	1	vs. Michigan State	5/2/21
Triples	n/a		
Home Runs	n/a		
RBI	1	2x, last vs. Michigan State	5/2/21
Walks	3	vs. Michigan	3/27/21
Stolen Bases	1	at Rutgers	4/4/21



#10 BEN DEMELL

Career Bests

IP	1.2	vs. LIU	2/19/22
Longest Start	n/a		
Longest Relief	1.2	vs. LIU	2/19/22
Hits	1	vs. LIU	2/19/22
Runs	0	vs. LIU	2/19/22
Earned Runs	0	vs. LIU	2/19/22
Walks	3	vs. LIU	2/19/22
Strikeouts	2	vs. LIU	2/19/22



#5 CARSON ERTTER

Career Bests

IP	0.1	vs. Illinois	5/19/22
Longest Start	n/a		
Longest Relief	0.1	vs. Illinois	5/19/22
Hits	0	vs. Illinois	5/19/22
Runs	0	vs. Illinois	5/19/22
Earned Runs	0	vs. Illinois	5/19/22
Walks	1	vs. Illinois	5/19/22
Strikeouts	1	vs. Illinois	5/19/22



#15 BRENDEN FRANKS

Career Bests

Hits	1	2x, last vs. Princeton	2/29/20
Runs	1	3x, last vs. Illinois	5/21/22
Doubles	n/a		
Triples	n/a		
Home Runs	n/a		
RBI	n/a		
Walks	1	vs. LIU	2/19/22
Stolen Bases	n/a		



#35 BILLY GERLOTT

Career Bests

Hits	4	at Ohio State	5/13/22
Runs	3	at Ohio State	5/13/22
Doubles	2	2x, last vs. Northern Illinois	2/24/23
Triples	1	2x, last at West Virginia	4/27/22
Home Runs	2	at Ohio State	5/13/22
RBI	5	at Ohio State	5/13/22
Walks	2	5x, last at Miami	2/19/23
Stolen Bases	1	4x, last vs. Bucknell	4/26/22



#17 SENECA GREGORY

Career Bests

IP	2.1	vs. UMass	3/12/22
Longest Start	n/a		
Longest Relief	2.1	vs. UMass	3/12/22
Hits	0	at VMI	3/8/22
Runs	0	3x, last vs. St. Bonaventure	3/30/22
Earned Runs	0	3x, last vs. St. Bonaventure	3/30/22
Walks	0	3x, last vs. St. Bonaventure	3/30/22
Strikeouts	4	vs. UMass	3/12/22

**PAGE 12 | PENN STATE VS. WAGNER, DARTMOUTH, HOLY CROSS
HITTING/PITCHING CAREER BESTS**



#2 KYLE HANNON

Career Bests

Hits	3	2x, last vs. Northern Illinois	2/24/23
Runs	3	at Pitt	5/17/22
Doubles	1	8x, last vs. Illinois	5/20/22
Triples	1	2x, last vs. Milwaukee	3/19/22
Home Runs	2	at Ohio State	5/13/22
RBI	3	at Ohio State	5/13/22
Walks	2	5x, last vs. Monmouth	2/26/23
Stolen Bases	3	vs. Northern Illinois	2/24/23



#1 JAY HARRY

Career Bests

Hits	6	vs. Michigan State	5/9/22
Runs	3	3x, last at Ohio State	5/13/22
Doubles	2	vs. Northwestern	3/7/21
Triples	1	3x, last vs. Monmouth	2/26/23
Home Runs	2	vs. Rutgers	3/25/22
RBI	6	vs. Michigan State	5/1/21
Walks	2	3x, last at Ohio State	5/13/22
Stolen Bases	1	5x, last vs. Omaha	4/29/22



#24 JADEN HENLINE

Career Bests

IP	9.0	vs. Michigan State	5/8/22
Longest Start	9.0	vs. Michigan State	5/8/22
Longest Relief	6.0	vs. Monmouth	2/26/23
Hits	0	5x, last at Miami	2/17/23
Runs	0	10x, last at Miami	2/17/23
Earned Runs	0	11x, last at Miami	2/17/23
Walks	0	14x, last at Miami	2/17/23
Strikeouts	6	3x, last vs. Michigan State	5/8/22



#40 BEN KAILHER

Career Bests

Hits	2	3x, last at Minnesota	4/23/22
Runs	2	vs. Mount St. Mary's	4/20/22
Doubles	1	2x, last at West Virginia	4/27/22
Triples	1	vs. Fairleigh Dickinson	3/8/20
Home Runs	n/a		
RBI	2	vs. Princeton	2/28/20
Walks	2	3x, last vs. Mount St. Mary's	4/20/22
Stolen Bases	2	vs. Mount St. Mary's	4/20/22



#13 TAYVEN KELLEY

Career Bests

Hits	3	vs. Michigan State	5/8/22
Runs	3	vs. Michigan State	5/8/22
Doubles	1	18x, last vs. Monmouth	2/26/23
Triples	1	5x, last at Pitt	5/17/22
Home Runs	1	2x, last at Miami	2/17/23
RBI	3	2x, last at Pitt	5/17/22
Walks	2	2x, last at Pitt	5/17/22
Stolen Bases	1	2x, last at Ohio State	5/14/22



#29 CARSON KOHLS

Career Bests

IP	3.2	vs. West Virginia	4/12/22
Longest Start	2.2	vs. Mount St. Mary's	4/20/22
Longest Relief	3.2	vs. West Virginia	4/12/22
Hits	0	4x, last vs. Illinois	5/21/22
Runs	0	9x, last vs. Rutgers	5/27/22
Earned Runs	0	13x, last vs. Iowa	5/28/22
Walks	0	8x, last vs. Illinois	5/21/22
Strikeouts	5	vs. Bucknell	4/6/22

HITTING/PITCHING CAREER BESTS



#49 JAMES LORDI

Career Bests

IP	n/a
Longest Start	n/a
Longest Relief	n/a
Hits	n/a
Runs	n/a
Earned Runs	n/a
Walks	n/a
Strikeouts	n/a



#33 TRAVIS LUENSMANN

Career Bests

IP	6.0	3x, last at Minnesota	4/23/22
Longest Start	6.0	3x, last at Minnesota	4/23/22
Longest Relief	3.1	vs. Iowa	5/26/22
Hits	0*	2x, last at Winthrop	3/2/21
Runs	0	5x, last vs. Iowa	5/26/22
Earned Runs	0	7x, last vs. Iowa	5/26/22
Walks	0	5x, last at Northwestern	4/9/22
Strikeouts	8	vs. Maine	2/25/22

*At South Carolina (2021)



#28 BOBBY MARSH

Career Bests*

Hits	1	2x, last vs. Monmouth	2/26/23
Runs	1	at Miami	2/18/23
Doubles	1	at Miami	2/18/23
Triples	n/a		
Home Runs	n/a		
RBI	n/a		
Walks	n/a		
Stolen Bases	n/a		



#21 STEVEN MILLER

Career Bests

IP	4.1	at Maryland	4/2/22
Longest Start	3.0	at Northwestern	4/10/22
Longest Relief	4.1	at Maryland	4/2/22
Hits	0	10x, last at Miami	2/17/23
Runs	0	24x, last vs. Northern Illinois	2/24/23
Earned Runs	0	26x, last vs. Northern Illinois	2/24/23
Walks	0	20x, last at Miami	2/17/23
Strikeouts	6	vs. Milwaukee	3/19/22



#27 TOMMY MOLSKY

Career Bests

IP	6.0	vs. Northeastern	2/20/22
Longest Start	6.0	vs. Northeastern	2/20/22
Longest Relief	4.0	vs. Mount St. Mary's	4/20/22
Hits	0	2x, last vs. St. Bonaventure	3/30/22
Runs	0	4x, last at Miami	2/19/23
Earned Runs	0	5x, last at Miami	2/19/23
Walks	0	4x, last vs. West Virginia	4/12/22
Strikeouts	6	2x, last vs. UMass	3/12/22



#37 JORDAN MORALES

Career Bests

IP	7.0*	vs. St. Bonaventure	4/24/21
Longest Start	7.0*	vs. St. Bonaventure	4/24/21
Longest Relief	4.0	vs. Northern Illinois	2/24/23
Hits	0	11x, last vs. Omaha	4/30/22
Runs	0	24x, last vs. Rutgers	5/27/22
Earned Runs	0	26x, last vs. Rutgers	5/27/22
Walks	0	28x, last vs. Northern Illinois	2/24/23
Strikeouts	9*	vs. Saint Joseph's	5/8/21

*At LaSalle (2020-21)

**PAGE 14 | PENN STATE VS. WAGNER, DARTMOUTH, HOLY CROSS
HITTING/PITCHING CAREER BESTS**



#0 GRANT NORRIS

Career Bests

Hits	2	2x, last vs. Monmouth	2/26/23
Runs	2	vs. Monmouth	2/26/23
Doubles	n/a		
Triples	n/a		
Home Runs	1	2x, last vs. Northern Illinois	2/24/23
RBI	3	vs. Northern Illinois	2/24/23
Walks	2*	vs. Army	2/15/20
Stolen Bases	n/a		

**At Duke (2020-22)*



#8 JIMMY NUGENT

Career Bests

Hits	n/a		
Runs	n/a		
Doubles	n/a		
Triples	n/a		
Home Runs	n/a		
RBI	n/a		
Walks	n/a		
Stolen Bases	n/a		



#44 DANIEL OUDERKIRK

Career Bests

IP	7.0	vs. Northern Illinois	2/24/23
Longest Start	7.0	vs. Northern Illinois	2/24/23
Longest Relief	3.0*	vs. Central Michigan	3/13/21
Hits	0*	9x, last vs. Oklahoma State	4/17/22
Runs	0*	8x, last vs. Charleston (W. Va.)	5/4/22
Earned Runs	0*	10x, last vs. Charleston (W. Va.)	5/4/22
Walks	0*	7x, last vs. Charleston (W. Va.)	5/4/22
Strikeouts	11	vs. Northern Illinois	2/24/23

**At West Virginia (2021-22)*



#31 RYAN PARTRIDGE

Career Bests

IP	3.1	vs. Illinois	5/19/22
Longest Start	n/a		
Longest Relief	3.1	vs. Illinois	5/19/22
Hits	0	9x, last vs. Purdue	4/15/22
Runs	0	17x, last at Ohio State	5/15/22
Earned Runs	0	18x, last at Ohio State	5/15/22
Walks	0	13x, last vs. Iowa	5/28/22
Strikeouts	3	vs. West Virginia	4/12/22



#22 JOHNNY PIACENTINO

Career Bests

Hits	5	vs. Michigan State	5/1/21
Runs	4	2x, last vs. Michigan State	5/1/21
Doubles	3	vs. Michigan State	5/1/21
Triples	1	4x, last vs. Illinois	5/21/22
Home Runs	3	vs. Northwestern	3/7/21
RBI	5	2x, last vs. Michigan State	5/1/21
Walks	2	8x, last vs. Northern Illinois	2/24/23
Stolen Bases	2	vs. Princeton	2/29/20



#7 CJ PITTARO

Career Bests

Hits	2	3x, last at Northwestern	4/9/22
Runs	2	2x, last vs. Rutgers	3/25/22
Doubles	1	3x, last at Northwestern	4/9/22
Triples	n/a		
Home Runs	n/a		
RBI	3	2x, last vs. Rutgers	3/26/22
Walks	2	2x, last vs. Purdue	4/14/22
Stolen Bases	1	vs. Bucknell	4/6/22

HITTING/PITCHING CAREER BESTS



#25 CHASE RENNER

Career Bests

IP	2.2	at Miami	2/18/23
Longest Start	1.0	vs. Rutgers	3/25/22
Longest Relief	2.2	at Miami	2/18/23
Hits	0	4x, last vs. West Virginia	4/10/22
Runs	0	7x, last vs. Iowa	5/28/22
Earned Runs	0	7x, last vs. Iowa	5/28/22
Walks	0	4x, last at Minnesota	4/22/22
Strikeouts	4	vs. Bucknell	4/6/22



#11 CHAD ROGERS

Career Bests

IP	3.0	vs. Northwestern	3/7/21
Longest Start	n/a		
Longest Relief	3.0	vs. Northwestern	3/7/21
Hits	0	at Ohio State	4/24/21
Runs	0	3x, last at Georgetown	5/10/22
Earned Runs	0	3x, last at Georgetown	5/10/22
Walks	0	at Georgetown	5/10/22
Strikeouts	4	at Georgetown	5/10/22




#20 BLAISE SCLAFANI

Career Bests

IP	3.0*	vs. Northeastern	4/30/19
Longest Start	n/a		
Longest Relief	3.0*	vs. Northeastern	4/30/19
Hits	0	7x, last vs. Rutgers	3/26/22
Runs	0*	10x, last vs. Rutgers	3/26/22
Earned Runs	0	12x, last vs. Rutgers	3/26/22
Walks	0	9x, last vs. Rutgers	3/26/22
Strikeouts	3*	3x, last vs. Canisius	2/15/20

*At UMass Lowell (2020-21)



#41 JOSH SPIEGEL

Career Bests

Hits	4	vs. Purdue	4/16/22
Runs	3	2x, last at Pitt	5/17/22
Doubles	2	4x, last at Ohio State	5/13/22
Triples	1	3x, last vs. Bucknell	4/26/22
Home Runs	2	vs. Northwestern	3/5/21
RBI	4	2x, last at Pitt	5/17/22
Walks	3	vs. Minnesota	5/29/21
Stolen Bases	1	at Illinois	5/23/21



#30 ANTHONY STEELE

Career Bests

Hits	3	2x, last vs. Monmouth	2/26/23
Runs	1	7x, last vs. Monmouth	2/26/23
Doubles	1	2x, last vs. Monmouth	2/26/23
Triples	1	vs. Maine	2/26/22
Home Runs	1	at VMI	3/8/22
RBI	4	vs. Monmouth	2/26/23
Walks	2	2x, last vs. Northern Illinois	2/24/23
Stolen Bases	1	2x, last vs. Northern Illinois	2/24/23



#30 ANTHONY STEELE (P)

Career Bests

IP	1.0	3x, last at Ohio State	5/14/22
Longest Start	0.2	vs. Bucknell	4/6/22
Longest Relief	1.0	3x, last at Ohio State	5/14/22
Hits	0	vs. Youngstown State	3/22/22
Runs	0	3x, last vs. Youngstown State	3/22/22
Earned Runs	0	4x, last at Ohio State	5/14/22
Walks	0	3x, last at Ohio State	5/14/22
Strikeouts	2	2x, last vs. Youngstown State	3/22/22

**PAGE 16 | PENN STATE VS. WAGNER, DARTMOUTH, HOLY CROSS
HITTING/PITCHING CAREER BESTS**



#9 CONNOR THRONEBERRY

Career Bests

IP	1.0	vs. Monmouth	2/26/23
Longest Start	n/a		
Longest Relief	1.0	vs. Monmouth	2/26/23
Hits	2	vs. Monmouth	2/26/23
Runs	0	vs. Monmouth	2/26/23
Earned Runs	0	vs. Monmouth	2/26/23
Walks	1	vs. Monmouth	2/26/23
Strikeouts	n/a		



#32 TY TORTI

Career Bests

Hits	n/a
Runs	n/a
Doubles	n/a
Triples	n/a
Home Runs	n/a
RBI	n/a
Walks	n/a
Stolen Bases	n/a



#12 KELLAN TULIO

Career Bests

IP	6.0	vs. Maine	2/26/22
Longest Start	6.0	vs. Maine	2/26/22
Longest Relief	2.1	2x, last vs. Michigan State	5/9/22
Hits	0	8x, last vs. St. Bonaventure	3/30/22
Runs	0	8x, last vs. St. Bonaventure	3/30/22
Earned Runs	0	8x, last vs. St. Bonaventure	3/30/22
Walks	0	5x, last vs. St. Bonaventure	3/30/22
Strikeouts	7	at Northwestern	4/9/22



#42 BRANDON WINGENROTH

Career Bests

IP	n/a
Longest Start	n/a
Longest Relief	n/a
Hits	n/a
Runs	n/a
Earned Runs	n/a
Walks	n/a
Strikeouts	n/a

CAREER STATS

#3 THOMAS BRAMLEY IF/C L/R GR. 5-10/180 ELIZABETHTOWN, PA.

Year	Avg	GP-GS	AB	R	H	2B	3B	HR	RBI	TB	SLG%	BB	HBP	SO	GDP	OB%	SF	SH	SB-ATT	PO	A	E	FLD%
2020*	.211	11-11	38	8	8	2	0	1	2	10	.342	8	0	8	0	.348	0	0	0-0	61	7	0	1.000
2021*	.212	29-24	66	11	14	3	0	3	14	18	.394	12	3	30	0	.358	0	2	1-1	179	20	2	.990
2022*	.307	48-48	176	41	54	4	2	11	38	95	.540	41	4	34	1	.444	2	0	4-5	185	72	7	.973
2023	.333	6-6	21	5	7	2	0	1	4	12	.571	6	1	4	1	.500	0	0	0-0	21	1	0	1.000
TOTAL	.276	94-89	301	65	83	11	2	16	58	135	.485	67	8	76	2	.418	2	0	5-6	446	100	9	.984
at PSU	.333	6-6	21	5	7	2	0	1	4	12	.571	6	1	4	1	.500	2	0	0-0	21	1	0	1.000

*At Mount St. Mary's (2020-22)

#34 CJ CARMICHAEL IF R/R FR. 6-1/170 LANCASTER, OHIO

Year	Avg	GP-GS	AB	R	H	2B	3B	HR	RBI	TB	SLG%	BB	HBP	SO	GDP	OB%	SF	SH	SB-ATT	PO	A	E	FLD%
2023	-	-	-	-	-	-	-	-	-	-	-	-	-	-	-	-	-	-	-	-	-	-	-
TOTAL	-	-	-	-	-	-	-	-	-	-	-	-	-	-	-	-	-	-	-	-	-	-	-

#19 DEREK CEASE IF/P R/R FR. 5-8/150 PLYMOUTH, PA.

Year	Avg	GP-GS	AB	R	H	2B	3B	HR	RBI	TB	SLG%	BB	HBP	SO	GDP	OB%	SF	SH	SB-ATT	PO	A	E	FLD%
2022	.226	43-28	93	17	21	2	0	0	7	23	.247	19	2	20	1	.368	0	0	3-3	38	76	8	.934
2023	-	2-0	-	-	-	-	-	-	-	-	-	-	-	-	-	-	-	-	-	1	0	0	1.000
TOTAL	.226	45-28	93	17	21	2	0	0	7	23	.247	19	2	20	1	.368	0	0	3-3	39	76	8	.935
Year	ERA	W-L	APP	GS	CG	SHO	SV	IP	H	R	ER	BB	SO	2B	3B	HR	BF	BAA	WP	HBP	BK	SFA	SHA
2022	0.00	0-0	1	0	0	0/0	0	1.0	1	1	0	3	1	0	0	0	7	.250	0	0	0	0	0
2023	-	-	-	-	-	-	-	-	-	-	-	-	-	-	-	-	-	-	-	-	-	-	-
TOTAL	0.00	0-0	1	0	0	0/0	0	1.0	1	1	0	3	1	0	0	0	7	.250	0	0	0	0	0

#43 JACOB COFFIN P S/L FR. 6-0/161 APEX, N.C.

Year	ERA	W-L	APP	GS	CG	SHO	SV	IP	H	R	ER	BB	SO	2B	3B	HR	BF	BAA	WP	HBP	BK	SFA	SHA
2023	0.00	0-0	1	0	0	0/0	0	1.1	0	0	0	0	1	0	0	0	4	.000	0	0	0	0	0
TOTAL	0.00	0-0	1	0	0	0/0	0	1.1	0	0	0	0	1	0	0	0	4	.000	0	0	0	0	0

#36 AIDEN COLEMAN P R/R FR. 5-10/163 TYRONE, PA.

Year	ERA	W-L	APP	GS	CG	SHO	SV	IP	H	R	ER	BB	SO	2B	3B	HR	BF	BAA	WP	HBP	BK	SFA	SHA
2023	-	-	-	-	-	-	-	-	-	-	-	-	-	-	-	-	-	-	-	-	-	-	-
TOTAL	-	-	-	-	-	-	-	-	-	-	-	-	-	-	-	-	-	-	-	-	-	-	-

#23 JAKE COOPER IF R/R FR. 5-9/199 STATE COLLEGE, PA.

Year	Avg	GP-GS	AB	R	H	2B	3B	HR	RBI	TB	SLG%	BB	HBP	SO	GDP	OB%	SF	SH	SB-ATT	PO	A	E	FLD%
2022	.000	8-4	14	0	0	0	0	0	0	0	.000	0	0	6	0	.000	0	1	0-0	1	10	1	.917
2023	-	2-0	-	-	-	-	-	-	-	-	-	-	-	-	-	-	-	-	-	-	-	-	-
TOTAL	.000	10-4	14	0	0	0	0	0	0	0	.000	0	0	6	0	.000	0	1	0-0	1	10	1	.917

#4 TYSON COOPER C/IF S/R R-JR. 5-9/209 STATE COLLEGE, PA.

Year	Avg	GP-GS	AB	R	H	2B	3B	HR	RBI	TB	SLG%	BB	HBP	SO	GDP	OB%	SF	SH	SB-ATT	PO	A	E	FLD%
2021	.111	11-3	18	2	2	1	0	0	2	3	.167	6	0	8	0	.333	0	0	1-1	16	1	0	1.000
2022	.111	19-10	36	3	4	0	0	0	0	4	.111	6	0	7	1	.238	0	2	0-2	53	12	2	.970
2023	.000	2-0	1	0	0	0	0	0	0	0	.000	0	0	0	0	.000	0	0	0-0	1	0	0	1.000
TOTAL	.109	32-13	55	5	6	1	0	0	2	6	.127	12	0	15	1	.269	0	2	1-3	70	13	2	.976

#49 BEN DEMELL P L/R R-FR. 6-5/205 CONCORD, OHIO

Year	ERA	W-L	APP	GS	CG	SHO	SV	IP	H	R	ER	BB	SO	2B	3B	HR	BF	BAA	WP	HBP	BK	SFA	SHA
2022	0.00	0-0	1	0	0	0/0	0	1.2	0	0	0	0	0	0	0	0	0	.000	0	0	0	0	0
2023	-	-	-	-	-	-	-	-	-	-	-	-	-	-	-	-	-	-	-	-	-	-	-
TOTAL	0.00	0-0	1	0	0	0/0	0	1.2	0	0	0	0	0	0	0	0	0	.000	0	0	0	0	0

CAREER STATS

#5 CARSON ERTTER P L/L SR. 5-10/175 EBENSBURG, PA.

Year	ERA	W-L	APP	GS	CG	SHO	SV	IP	H	R	ER	BB	SO	2B	3B	HR	BF	BAA	WP	HBP	BK	SFA	SHA
2020	-	-	-	-	-	-	-	-	-	-	-	-	-	-	-	-	-	-	-	-	-	-	-
2021	-	-	-	-	-	-	-	-	-	-	-	-	-	-	-	-	-	-	-	-	-	-	-
2022	0.00	0-0	1	0	0	0/0	0	0.1	0	0	0	1	1	0	0	0	3	.000	1	1	0	0	0
2023	-	-	-	-	-	-	-	-	-	-	-	-	-	-	-	-	-	-	-	-	-	-	-
TOTAL	0.00	0-0	1	0	0	0/0	0	0.1	0	0	0	1	1	0	0	0	3	.000	1	1	0	0	0

#15 BRENDEN FRANKS IF R/R SR. 6-3/205 STATE COLLEGE, PA.

Year	Avg	GP-GS	AB	R	H	2B	3B	HR	RBI	TB	SLG%	BB	HBP	SO	GDP	OB%	SF	SH	SB-ATT	PO	A	E	FLD%
2020	.667	4-0	3	1	2	0	0	0	0	2	.667	0	0	1	0	.667	0	0	0-0	2	0	0	1.000
2021	.000	4-0	3	1	0	0	0	0	0	0	.000	0	1	2	0	.250	0	0	0-0	4	0	0	1.000
2022	.000	10-0	5	1	0	0	0	0	0	0	.000	1	0	2	1	.167	0	0	0-0	0	0	0	1.000
2023	-	-	-	-	-	-	-	-	-	-	-	-	-	-	-	-	-	-	-	-	-	-	-
TOTAL	.182	18-0	11	3	2	0	0	0	0	2	.182	1	1	5	1	.308	0	0	0-0	6	0	0	1.000

#35 BILLY GERLOTT OF/1B R/R R-SO. 6-1/181 AUBURN, PA.

Year	Avg	GP-GS	AB	R	H	2B	3B	HR	RBI	TB	SLG%	BB	HBP	SO	GDP	OB%	SF	SH	SB-ATT	PO	A	E	FLD%
2021	-	-	-	-	-	-	-	-	-	-	-	-	-	-	-	-	-	-	-	-	-	-	-
2022	.237	54-51	190	25	45	12	2	6	33	79	.416	23	5	52	7	.332	2	0	4-6	83	3	1	.989
2023	.360	6-6	25	2	9	2	0	0	4	11	.440	3	0	8	0	.429	0	0	0-0	12	1	0	1.000
TOTAL	.251	60-57	215	27	54	14	2	6	37	90	.419	26	5	60	7	.343	2	0	4-6	95	4	1	.990

#17 SENECA GREGORY RHP R/R R-FR. 6-4/212 STAFFORD, VA.

Year	ERA	W-L	APP	GS	CG	SHO	SV	IP	H	R	ER	BB	SO	2B	3B	HR	BF	BAA	WP	HBP	BK	SFA	SHA
2022	10.80	0-0	6	0	0	0/0	0	6.2	10	9	8	4	7	2	0	0	36	.345	1	2	0	0	1
2023	-	-	-	-	-	-	-	-	-	-	-	-	-	-	-	-	-	-	-	-	-	-	-
TOTAL	10.80	0-0	6	0	0	0/0	0	6.2	10	9	8	4	7	2	0	0	36	.345	1	2	0	0	1

#2 KYLE HANNON IF/OF L/R JR. 5-10/186 HARRISBURG, PA.

Year	Avg	GP-GS	AB	R	H	2B	3B	HR	RBI	TB	SLG%	BB	HBP	SO	GDP	OB%	SF	SH	SB-ATT	PO	A	E	FLD%
2021	.133	12-9	30	3	4	1	1	0	1	7	.233	2	0	12	0	.188	0	1	0-0	15	0	0	1.000
2022	.230	36-34	126	20	29	7	1	4	19	51	.397	15	2	34	3	.319	1	0	7-7	30	72	14	.879
2023	.318	6-6	22	6	7	0	0	1	4	10	.455	3	1	4	0	.423	0	0	5-5	10	17	1	.964
TOTAL	.225	54-49	178	29	40	8	2	5	24	68	.376	20	3	50	3	.312	1	1	12-12	55	89	15	.906

#1 JAY HARRY IF L/R JR. 6-0/177 METUCHEN, N.J.

Year	Avg	GP-GS	AB	R	H	2B	3B	HR	RBI	TB	SLG%	BB	HBP	SO	GDP	OB%	SF	SH	SB-ATT	PO	A	E	FLD%
2021	.268	42-42	142	22	38	10	0	1	18	51	.359	12	4	25	2	.335	3	0	1-1	58	101	11	.935
2022	.333	54-53	213	40	71	10	2	5	26	101	.469	23	7	24	0	.414	1	0	4-7	63	164	11	.954
2023	.259	6-6	27	4	7	2	1	0	5	11	.407	2	1	2	0	.333	0	0	0-0	11	16	3	.900
TOTAL	.304	102-101	382	66	116	22	3	6	49	163	.424	37	12	51	2	.379	4	0	5-8	132	281	25	.943

#24 JADEN HENLINE P L/R JR. 6-2/170 NEW CUMBERLAND, PA.

Year	ERA	W-L	App	GS	CG	SHO	SV	IP	H	R	ER	BB	SO	2B	3B	HR	BF	B/Avg	WP	HBP	BK	SFA	SHA
2021	3.72	0-1	9	3	0	0/0	0	19.1	17	8	8	8	22	2	0	2	86	.230	1	3	0	0	1
2022	5.64	2-3	17	7	1	0/1	3	59.0	74	44	37	16	56	18	4	6	263	.310	6	3	0	1	4
2023	1.42	1-0	2	0	0	0	0	6.1	6	1	1	1	3	0	0	1	26	.250	1	1	0	0	0
TOTAL	4.89	3-4	28	10	1	0/1	3	84.2	97	53	46	25	81	20	4	9	375	.288	8	7	0	1	5

CAREER STATS

#40 BEN KAILHER IF R/R SR. 5-8/160 RUMFORD, R.I.																							
Year	Avg	GP-GS	AB	R	H	2B	3B	HR	RBI	TB	SLG%	BB	HBP	SO	GDP	OB%	SF	SH	SB-ATT	PO	A	E	FLD%
2020	.222	9-6	18	4	4	1	2	0	4	9	.500	2	2	6	2	.333	2	0	2-2	3	9	2	.857
2021	.143	11-0	7	3	1	0	0	0	0	1	.143	0	0	2	0	.143	0	0	1-1	0	2	0	1.000
2022	.205	32-20	73	12	15	1	0	0	2	16	.219	15	2	18	1	.356	0	0	5-6	23	52	4	.949
2023	-	-	-	-	-	-	-	-	-	-	-	-	-	-	-	-	-	-	-	-	-	-	-
TOTAL	.204	52-26	98	19	20	2	2	0	6	26	.265	17	4	26	3	.339	2	0	8-9	26	63	6	.937

#13 TAYVEN KELLEY OF R/R SR. 6-3/198 BOILING SPRINGS, PA.																							
Year	Avg	GP-GS	AB	R	H	2B	3B	HR	RBI	TB	SLG%	BB	HBP	SO	GDP	OB%	SF	SH	SB-ATT	PO	A	E	FLD%
2020	.188	9-4	16	4	3	2	0	0	1	5	.313	3	1	8	0	.350	0	0	0-0	10	0	0	1.000
2021	.238	28-27	101	8	24	8	2	1	9	39	.386	10	1	37	2	.313	0	3	0-2	53	1	4	.931
2022	.192	49-43	172	20	33	6	4	0	20	47	.273	9	1	66	4	.236	0	1	2-3	92	2	6	.940
2023	.364	6-6	22	4	8	1	0	1	4	12	.545	2	0	7	0	.417	0	0	0-1	14	1	0	1.000
TOTAL	.219	92-80	311	36	68	17	6	2	34	103	.331	24	3	118	6	.281	0	4	2-6	169	4	10	.945

#29 CARSON KOHLS RHP R/R JR. 6-0/209 SACRAMENTO, CALIF.																							
Year	ERA	W-L	App	GS	CG	SHO	SV	IP	H	R	ER	BB	SO	2B	3B	HR	BF	B/Avg	WP	HBP	BK	SFA	SHA
2021	3.18	0-0	5	0	0	0/0	0	5.2	7	3	2	2	4	1	1	1	27	.304	1	2	0	0	0
2022	4.60	2-0	18	1	0	0/0	0	29.1	29	20	15	21	25	1	2	1	136	.269	5	4	1	1	2
2023	27.00	0-0	1	0	0	0/0	0	0.2	1	2	2	1	1	0	0	1	4	.333	0	0	0	0	0
TOTAL	4.79	2-0	24	1	0	0/0	0	35.2	37	25	19	24	30	2	3	3	167	.276	6	6	1	1	2

#49 JAMES LORDI P L/L FR. 6-0/192 JIM THORPE, PA.																							
Year	ERA	W-L	APP	GS	CG	SHO	SV	IP	H	R	ER	BB	SO	2B	3B	HR	BF	BAA	WP	HBP	BK	SFA	SHA
2023	-	-	-	-	-	-	-	-	-	-	-	-	-	-	-	-	-	-	-	-	-	-	-
TOTAL	-	-	-	-	-	-	-	-	-	-	-	-	-	-	-	-	-	-	-	-	-	-	-

#33 TRAVIS LUENSMANN P R/R JR. 6-6/234 ALTOONA, PA.																							
Year	ERA	W-L	App	GS	CG	SHO	SV	IP	H	R	ER	BB	SO	2B	3B	HR	BF	B/Avg	WP	HBP	BK	SFA	SHA
2021*	15.43	0-1	4	0	0	0/0	0	2.1	4	6	4	1	2	2	0	0	12	.333	0	0	1	0	0
2022	4.52	2-3	15	12	0	0/0	2	67.2	68	43	34	34	78	5	3	3	313	.256	7	5	0	3	5
2023	1.80	2-0	2	2	0	0/0	0	10.0	6	2	2	6	7	0	0	1	40	.182	2	1	0	0	0
TOTAL	4.50	4-4	21	14	0	0/0	2	80.0	84	51	40	41	87	7	3	4	365	.271	9	6	1	3	5
at PSU	4.17	4-3	17	14	0	0/0	2	77.2	74	45	36	40	85	5	3	4	353	.247	9	6	0	3	5

*At South Carolina (2021)

#28 BOBBY MARSH OF/1B L/L FR. 6-3/194 BELLEFONTE, PA.																							
Year	Avg	GP-GS	AB	R	H	2B	3B	HR	RBI	TB	SLG%	BB	HBP	SO	GDP	OB%	SF	SH	SB-ATT	PO	A	E	FLD%
2023	.667	3-0	3	1	2	1	0	0	0	3	1.000	0	0	1	0	.667	0	0	0-0	-	-	-	-
TOTAL	.667	3-0	3	1	2	1	0	0	0	3	1.000	0	0	1	0	.667	0	0	0-0	-	-	-	-

#21 STEVEN MILLER RHP R/R SR.+ 6-1/197 PITTSBURGH, PA.																							
Year	ERA	W-L	App	GS	CG	SHO	SV	IP	H	R	ER	BB	SO	2B	3B	HR	BF	B/Avg	WP	HBP	BK	SFA	SHA
2019	3.86	0-0	3	0	0	0/0	0	2.1	4	1	1	1	1	3	0	0	12	.364	1	0	0	0	0
2020	2.70	0-0	3	0	0	0/1	0	3.1	2	1	1	1	6	1	0	0	13	.167	0	0	0	0	0
2021	3.29	0-1	12	0	0	0/2	2	13.2	12	8	5	7	17	2	0	0	58	.245	2	2	0	0	0
2022	6.35	3-4	22	2	0	0/0	1	39.2	52	29	28	22	31	6	1	3	191	.323	4	4	0	3	1
2023	2.70	0-1	3	0	0	0/0	1	6.2	7	3	2	2	8	0	0	1	28	.269	1	0	0	0	0
TOTAL	5.07	3-6	43	2	0	0/3	4	65.2	77	42	37	33	63	12	1	4	302	.297	8	6	0	3	1

CAREER STATS

#27 TOMMY MOLSKY RHP R/R SO. 6-1/160 DILLSBURG, PA.

Year	ERA	W-L	APP	GS	CG	SHO	SV	IP	H	R	ER	BB	SO	2B	3B	HR	BF	BAA	WP	HBP	BK	SFA	SHA
2022	6.84	0-6	16	12	0	0/0	1	52.2	66	52	40	25	47	14	2	4	270	.295	8	16	0	2	3
2023	2.57	0-0	2	2	0	0/0	0	7.0	4	2	2	10	8	1	0	0	35	.167	2	1	0	0	0
TOTAL	6.34	0-6	18	14	0	0/0	1	59.2	70	54	42	35	55	15	2	4	305	.282	10	17	0	2	3

#37 JORDAN MORALES LHP R/L SR. 5-9/168 SOUDERTON, PA.

Year	ERA	W-L	App	GS	CG	SHO	SV	IP	H	R	ER	BB	SO	2B	3B	HR	BF	B/Avg	WP	HBP	BK	SFA	SHA
2020*	2.16	0-2	5	0	0	0/1	2	8.1	5	4	2	3	14	1	0	1	37	.167	3	1	1	1	2
2021*	6.11	2-6	16	7	1	0/0	2	45.2	60	35	31	23	49	10	2	4	226	.313	2	8	2	3	0
2022	3.64	3-0	26	2	0	0/0	0	42.0	42	22	17	12	60	6	1	3	182	.258	6	2	3	0	5
2023	8.10	0-0	2	0	0	0/0	1	6.2	9	6	6	1	4	2	0	2	32	.300	1	1	0	0	0
TOTAL	4.91	5-8	49	9	1	0/1	5	102.2	116	67	56	39	127	19	3	10	478	.279	12	12	6	4	7
at PSU	4.25	3-0	28	2	0	0/0	1	48.2	51	28	23	13	64	8	1	5	214	.264	7	3	3	0	5

*At LaSalle (2020-21)

#0 GRANT NORRIS IF R/R GR. 6-1/192 SOMERSET, PA.

Year	Avg	GP-GS	AB	R	H	2B	3B	HR	RBI	TB	SLG%	BB	HBP	SO	GDP	OB%	SF	SH	SB-ATT	PO	A	E	FLD%
2020*	.111	10-7	18	3	2	0	0	0	2	2	.111	4	3	9	0	.346	1	0	0-0	15	18	1	.971
2021*	.000	11-3	14	2	0	0	0	0	0	0	.000	3	0	8	0	.176	0	0	0-0	1	6	0	1.000
2022*	.300	11-0	10	3	3	0	0	1	2	6	.600	1	0	5	0	.364	0	0	0-0	3	2	1	.833
2023	.263	6-6	19	4	5	0	0	1	6	8	.421	2	0	8	1	.318	1	0	0-1	3	4	0	1.000
TOTAL	.164	38-16	61	12	10	0	0	2	10	16	.262	10	3	30	1	.303	2	0	0-1	22	30	2	.963
at PSU	.263	6-6	19	4	5	0	0	1	6	8	.421	2	0	8	1	.318	1	0	0-1	3	4	0	1.000

*At Duke (2020-22)

#8 JIMMY NUGENT C R/R FR. 6-2/211 HAMILTON, OHIO

Year	Avg	GP-GS	AB	R	H	2B	3B	HR	RBI	TB	SLG%	BB	HBP	SO	GDP	OB%	SF	SH	SB-ATT	PO	A	E	FLD%
2023	-	-	-	-	-	-	-	-	-	-	-	-	-	-	-	-	-	-	-	-	-	-	-
TOTAL	-	-	-	-	-	-	-	-	-	-	-	-	-	-	-	-	-	-	-	-	-	-	-

#44 DANIEL OUDERKIRK P R/L GR. 6-9/256 PENN LAIRD, VA.

Year	ERA	W-L	App	GS	CG	SHO	SV	IP	H	R	ER	BB	SO	2B	3B	HR	BF	B/Avg	WP	HBP	BK	SFA	SHA
2019*	-	-	-	-	-	-	-	-	-	-	-	-	-	-	-	-	-	-	-	-	-	-	-
2020*	-	-	-	-	-	-	-	-	-	-	-	-	-	-	-	-	-	-	-	-	-	-	-
2021*	7.94	0-0	14	1	0	0	0	17.0	17	17	15	19	23	6	1	1	88	.262	6	3	0	1	0
2022*	6.75	1-0	9	0	0	0	0	8.0	6	9	6	10	15	0	0	1	40	.214	3	0	0	2	0
2023	3.48	1-1	2	2	0	0	0	10.1	6	5	4	5	14	0	1	1	43	.167	2	1	0	0	1
TOTAL	6.37	2-1	25	3	0	0	0	35.1	29	31	25	34	52	6	2	3	171	.225	11	4	0	3	1
at PSU	3.48	1-1	2	2	0	0	0	10.1	6	5	4	5	14	0	1	1	43	.167	2	1	0	0	1

*At West Virginia (2019-22)

#31 RYAN PARTRIDGE LHP R/L SR. 6-3/230 WEXFORD, PA.

Year	ERA	W-L	App	GS	CG	SHO	SV	IP	H	R	ER	BB	SO	2B	3B	HR	BF	B/Avg	WP	HBP	BK	SFA	SHA
2020	0.00	0-0	2	0	0	0/0	0	2.0	1	0	0	0	2	0	0	0	6	.167	0	0	0	0	0
2021	0.00	0-0	5	0	0	0/0	0	2.2	4	2	0	3	4	1	0	0	16	.333	0	0	0	1	0
2022	6.94	0-0	20	0	0	0/0	0	23.1	23	18	18	18	18	6	1	1	115	.261	4	6	0	2	1
2023	-	0-0	1	0	0	0/0	0	0.0	1	1	1	1	0	1	0	0	2	1.000	1	0	0	0	0
TOTAL	6.11	0-0	28	0	0	0/0	0	28.0	29	21	19	22	24	8	1	1	139	.271	5	6	0	3	1

CAREER STATS

#22 JOHNNY PIACENTINO OF R/R SR. 5-11/186 CHERRY HILL, N.J.

Year	Avg	GP-GS	AB	R	H	2B	3B	HR	RBI	TB	SLG%	BB	HBP	SO	GDP	OB%	SF	SH	SB-ATT	PO	A	E	FLD%
2020	.400	13-10	35	11	14	4	0	2	11	24	.686	10	0	4	0	.511	2	0	4-4	27	0	0	1.000
2021	.284	42-42	162	30	46	15	0	8	32	85	.525	17	0	40	4	.350	1	1	0-2	83	0	3	.965
2022	.267	41-41	161	17	43	7	4	2	29	64	.398	16	3	41	4	.339	3	1	1-1	78	0	2	.975
2023	.227	6-6	22	5	5	1	0	0	1	6	.273	4	0	4	1	.346	0	0	1-1	17	1	0	1.000
TOTAL	.284	102-99	380	63	108	27	4	12	73	179	.471	47	3	89	9	.362	6	2	6-8	205	1	5	.976

#7 C.J. PITTARO IF L/R JR. 6-1/204 HAMILTON, N.J.

Year	Avg	GP-GS	AB	R	H	2B	3B	HR	RBI	TB	SLG%	BB	HBP	SO	GDP	OB%	SF	SH	SB-ATT	PO	A	E	FLD%
2021*	.333	5-0	3	0	1	0	0	0	3	1	.333	0	0	0	0	.333	0	0	0-0	0	1	0	1.000
2022	.238	31-22	80	14	19	3	0	0	10	22	.275	11	1	23	1	.337	0	0	1-2	15	32	5	.904
2023	.000	1-0	1	0	0	0	0	0	0	0	.000	0	0	1	0	.000	0	0	0-0	-	-	-	-
TOTAL	.238	37-22	84	14	20	3	0	0	13	23	.274	11	1	24	1	.333	0	0	1-2	15	33	5	.906
at PSU	.235	32-22	81	14	19	3	0	0	10	22	.272	11	1	24	1	.333	0	0	1-2	15	33	5	.906

*At Vanderbilt (2021)

#25 CHASE RENNER P R/R SO. 6-4/200 ALBURTIS, PA.

Year	ERA	W-L	APP	GS	CG	SHO	SV	IP	H	R	ER	BB	SO	2B	3B	HR	BF	BAA	WP	HBP	BK	SFA	SHA
2022	6.19	2-2	13	1	0	0/0	1	16.0	17	14	11	16	19	4	0	0	80	.283	4	1	0	1	2
2023	10.12	0-0	1	0	0	0/0	0	2.2	4	3	3	3	2	0	0	2	14	.364	0	0	0	0	0
TOTAL	6.75	2-2	14	1	0	0/0	1	18.2	21	17	14	19	21	4	0	2	94	.296	4	1	0	1	2

#11 CHAD ROGERS P R/R JR. 6-5/236 MENTOR, OHIO

Year	ERA	W-L	App	GS	CG	SHO	SV	IP	H	R	ER	BB	SO	2B	3B	HR	BF	B/Avg	WP	HBP	BK	SFA	SHA
2021	13.50	1-0	3	0	0	0/0	0	4.0	8	6	6	7	1	2	0	0	25	.471	0	0	1	1	0
2022	13.86	0-0	8	0	0	0/0	0	12.1	22	19	19	9	10	4	1	0	71	.400	3	3	0	4	0
2023	-	-	-	-	-	-	-	-	-	-	-	-	-	-	-	-	-	-	-	-	-	-	-
TOTAL	13.78	1-0	11	0	0	0/0	0	16.1	30	25	25	16	11	6	1	0	96	.417	3	3	1	5	0

#20 BLAISE SCLAFANI P R/R SR.+ 6-6/198 SOUDERTON, PA.

Year	ERA	W-L	App	GS	CG	SHO	SV	IP	H	R	ER	BB	SO	2B	3B	HR	BF	B/Avg	WP	HBP	BK	SFA	SHA
2019*	4.42	1-0	12	0	0	0/0	0	18.1	12	11	9	19	14	2	0	1	60	.200	2	6	0	3	0
2020*	4.76	0-0	4	0	0	0/0	0	5.2	5	4	3	2	5	0	0	0	20	.250	3	2	0	0	0
2021	18.00	0-0	2	0	0	0/0	0	1.0	2	2	2	4	1	0	0	0	10	.500	2	1	0	1	0
2022	0.00	0-0	4	0	0	0/0	0	1.1	2	1	0	3	1	0	0	1	9	.400	0	1	0	0	0
2023	-	-	-	-	-	-	-	-	-	-	-	-	-	-	-	-	-	-	-	-	-	-	-
TOTAL	4.78	1-0	22	0	0	0/0	0	26.1	21	18	14	28	21	2	0	0	99	.368	7	10	0	4	0
at PSU	7.71	0-0	6	0	0	0/0	0	2.1	4	3	2	7	2	0	0	1	19	.444	2	2	0	1	0

*At UMass Lowell (2019-20)

#41 JOSH SPIEGEL C/LB R/R R-SR. 6-3/230 JEANNETTE, PA.

Year	Avg	GP-GS	AB	R	H	2B	3B	HR	RBI	TB	SLG%	BB	HBP	SO	GDP	OB%	SF	SH	SB-ATT	PO	A	E	FLD%
2019*																							
2020*	.500	3-0	4	0	2	0	0	0	1	2	.500	0	0	1	0	.500	0	0	0-0	7	0	0	1.000
2021	.261	38-38	134	19	35	10	1	4	22	59	.440	10	2	43	3	.320	1	2	1-1	134	12	4	.973
2022	.300	55-53	207	34	62	17	2	10	43	113	.546	22	4	62	5	.374	2	0	0-0	307	10	8	.975
2023	.185	6-6	27	2	5	0	0	0	0	5	.185	1	0	6	0	.214	0	0	0-0	26	4	1	.968
TOTAL	.280	102-97	372	55	104	27	3	14	66	178	.481	33	6	112	8	.345	3	2	1-1	474	26	13	.975
at PSU	.277	99-97	368	55	102	27	3	14	65	176	.481	33	6	111	8	.344	3	2	1-1	467	26	13	.974

*At Oklahoma State (2019-20)

CAREER STATS

#30 ANTHONY STEELE 1B/OF/P L/L SO. 6-4/230 SHELTON, CONN.

Year	ERA	W-L	APP	GS	CG	SHO	SV	IP	H	R	ER	BB	SO	2B	3B	HR	BF	BAA	WP	HBP	BK	SFA	SHA
2022	15.19	0-0	7	1	0	0/0	0	5.1	10	11	9	7	9	1	1	0	40	.370	2	6	0	0	0
2023	-	-	-	-	-	-	-	-	-	-	-	-	-	-	-	-	-	-	-	-	-	-	-
TOTAL	15.19	0-0	7	1	0	0/0	0	5.1	10	11	9	7	9	1	1	0	40	.370	2	6	0	0	0

Year	Avg	GP-GS	AB	R	H	2B	3B	HR	RBI	TB	SLG%	BB	HBP	SO	GDP	OB%	SF	SH	SB-ATT	PO	A	E	FLD%
2022	.237	38-28	97	5	23	1	1	1	10	29	.299	12	2	30	1	.333	0	0	1-1	38	0	3	.927
2023	.333	6-6	21	3	7	1	0	0	5	9	.381	3	0	4	1	.417	0	0	1-1	40	1	0	1.000
TOTAL	.254	44-34	118	8	30	2	1	1	15	38	.314	15	2	34	2	.348	0	0	2-2	78	1	3	.963

#9 CONNOR THRONEBERRY 1B/P R/R FR. 6-6/235 ST. LOUIS, MO.

Year	ERA	W-L	APP	GS	CG	SHO	SV	IP	H	R	ER	BB	SO	2B	3B	HR	BF	BAA	WP	HBP	BK	SFA	SHA
2022	-	-	-	-	-	-	-	-	-	-	-	-	-	-	-	-	-	-	-	-	-	-	-
2023	0.00	0-0	1	0	0	0/0	0	1.0	2	0	0	1	0	0	0	0	6	.400	0	0	0	0	0
TOTAL	0.00	0-0	1	0	0	0/0	0	1.0	2	0	0	1	0	0	0	0	6	.400	0	0	0	0	0

Year	Avg	GP-GS	AB	R	H	2B	3B	HR	RBI	TB	SLG%	BB	HBP	SO	GDP	OB%	SF	SH	SB-ATT	PO	A	E	FLD%
2022	.333	3-0	3	1	1	0	0	0	0	1	.333	0	0	2	0	.333	0	0	0-0	3	0	0	1.000
2023	-	-	-	-	-	-	-	-	-	-	-	-	-	-	-	-	-	-	-	-	-	-	-
TOTAL	.333	3-0	3	1	1	0	0	0	0	1	.333	0	0	2	0	.333	0	0	0-0	3	0	0	1.000

#32 TY TORTI IF S/R FR. 5-11/192 RALEIGH, N.C.

Year	Avg	GP-GS	AB	R	H	2B	3B	HR	RBI	TB	SLG%	BB	HBP	SO	GDP	OB%	SF	SH	SB-ATT	PO	A	E	FLD%
2023	-	-	-	-	-	-	-	-	-	-	-	-	-	-	-	-	-	-	-	-	-	-	-
TOTAL	-	-	-	-	-	-	-	-	-	-	-	-	-	-	-	-	-	-	-	-	-	-	-

#12 KELLAN TULLIO LHP L/L JR. 6-2/225 EMMAUS, PA.

Year	ERA	W-L	APP	GS	CG	SHO	SV	IP	H	R	ER	BB	SO	2B	3B	HR	BF	BAA	WP	HBP	BK	SFA	SHA
2020*	6.75	0-0	4	0	0	0/0	0	2.2	4	2	2	2	2	0	0	0	13	.364	0	0	1	0	0
2021*	15.43	0-0	4	0	0	0/0	0	2.1	3	4	4	3	1	0	0	0	14	.300	1	1	0	0	0
2022	6.15	2-3	14	9	0	0/0	1	33.2	32	29	23	25	41	7	1	3	164	.248	4	7	0	1	2
2023	-	-	-	-	-	-	-	-	-	-	-	-	-	-	-	-	-	-	-	-	-	-	-
TOTAL	6.75	2-3	22	9	0	0/0	1	38.2	39	35	29	30	44	7	1	3	191	.260	5	8	0	1	2
at PSU	6.15	2-3	14	9	0	0/0	1	33.2	32	29	23	25	41	7	1	3	164	.248	4	7	0	1	2

*At Louisville (2020-21)

#42 BRANDON WINGENROTH IF R/R FR. 5-11/170 MANHEIM, PA.

Year	Avg	GP-GS	AB	R	H	2B	3B	HR	RBI	TB	SLG%	BB	HBP	SO	GDP	OB%	SF	SH	SB-ATT	PO	A	E	FLD%
2023	-	-	-	-	-	-	-	-	-	-	-	-	-	-	-	-	-	-	-	-	-	-	-
TOTAL	-	-	-	-	-	-	-	-	-	-	-	-	-	-	-	-	-	-	-	-	-	-	-

HEAD COACH ROB COOPER



16

ROB COOPER
MIAMI (FLA.), 1994
OVERALL: 463-477 (18TH YR)
PSU: 177-247 (10TH YR)

Head Coach

The 2023 baseball season is Rob Cooper's 10th as head coach of the Nittany Lion baseball program. Cooper was selected as the 14th head baseball coach in Penn State history on August 9, 2013. Not shy about stating his ultimate goal of returning Penn State to Omaha in June, the Lions have made significant strides under his leadership.

Under his tutelage, 12 players have been drafted and 13 total have signed with MLB teams in the last five seasons with a full draft. However, his strong belief in the first part of the term "student-athlete" is perhaps the top reason he has proven to be an excellent fit at Penn State. Even with state-of-the-art facilities, the chance to take on elite competition and a program history that includes five trips to the College World Series, Cooper cites the value of a Penn State degree as one of the top reasons to play baseball at Penn State.

In 2022, Cooper led the Nittany Lions to their first Big Ten Tournament appearance since 2012. Penn State finished the season with a 26-29 record, including an 11-13 mark in the Big Ten. The Nittany Lions earned the No. 6 seed in the Big Ten Tournament, picking up a 5-2 win over No. 3 seed Iowa to open the tournament.

The Nittany Lions won Big Ten series against Purdue, Minnesota and Michigan State, sweeping the Spartans. Penn State also earned a win in each series against Rutgers, No. 23 Maryland, Northwestern and Ohio State.

In non-conference action, the Nittany Lions' wins included an 8-4 win at West Virginia and a 19-6 win over Pitt in PNC Park, highlighted by a 14-run top of the ninth.

Penn State had two All-Big Ten selections, led by first team selection Matt Wood. The junior catcher won the Big Ten batting average title in the regular season (.395) and led the Nittany Lions in average (.379), hits (75), runs (55), homers (12), RBI (53), total bases (132), slugging percentage (.667), on-base percentage (.480) and walks (36). Wood's incredible season included a 26-game hit streak and a 36-game reached-base streak. Wood was PSU's first All-Big Ten first-team selection since Jordan Steranka in 2012) and Penn State's 16th first team selection in program history and the third catcher to earn first team honors.

Wood finished the season ranking fourth at PSU in runs (55), sixth in total bases (132), tied seventh in walks (36), tied eighth in hits (75) and RBI (53) and ninth in homers (12) and slugging percentage (.667).

Wood was selected in the fourth round (132nd overall) by the Milwaukee Brewers in the 2022 MLB Draft. Wood is the highest-selected position player in program history. The previous highest was catcher Ben Heath (fifth round, 153rd overall) by the Houston Astros.

In 24 Big Ten regular season games, Penn State collected 83 extra-base hits, including 43 doubles, 11 triples and 29 homers. Penn State set a program record with 19 triples in 2022, bettering the previous record of 18 in 1986, 2007 and 2010.

On the mound, the Nittany Lions' pitching staff set a program record with 503 strikeouts. Penn State tallied 21 games with 10+ strikeouts and 16 games allowing three or less earned runs. Six pitchers recorded at least 40 strikeouts. In 49 of 55 games, Penn State's starting pitcher was a Pennsylvania native.

In the classroom, Wood was a third-team CoSIDA Academic All-American.

The Nittany Lions finished the 2021 season with an 18-24 record, playing against exclusively Big Ten opponents. The wins included a 3-2 victory over No. 18 Michigan on March 26 and a series sweep over Michigan State in which Penn State out-scored the Spartans, 39-13. The Nittany Lions also won two series against Rutgers. Penn State scored 10 or more runs in six games, Penn State's most against Big Ten opponents since 2008 (8) and the most in a

season since 2016.

Penn State had four players drafted from the 2021 squad. Conor Larkin was selected in the ninth round (272nd overall) by the Toronto Blue Jays. Justin Williams was a 17th round selection (508th overall) by the Houston Astros and Kyle Virbitsky followed, being selected 518th overall by the Oakland A's. Bailey Dees was drafted in the 18th round (543rd overall) by the New York Yankees. All three members of the starting rotation were drafted, making Penn State one of only four schools to accomplish that in 2021.

Penn State baseball's trip to Cuba prior to the 2016 season is perhaps the best example of Cooper's commitment to the first part of the "student-athlete" term. The Nittany Lions attended academic lectures and toured Havana, becoming the first NCAA Division I team to compete against a Cuban National Series team, the first U.S. team at any level to defeat a Cuban National Series team, the first U.S. baseball team to play in Cuba since restoration of diplomatic ties with Cuba, the second NCAA team to play in Cuba since restoration of diplomatic ties (Coastal Carolina men's basketball, August 2015) and the fifth NCAA Division I baseball team to compete in post-revolutionary Cuba. The harmony between academics and athletics was on full display, as multiple Penn State professors and a group of journalism students also joined the travel party.

The rare, once-in-a-lifetime experience helped bring a young Penn State team together, and the Lions went on to earn their first winning record (overall and in conference) since 2012. The starting lineup included at least three freshmen in all but six games and five to six freshmen in 19 games, and took on nine eventual NCAA tournament teams, including a three-game series at home against College World Series participant TCU. The Lions' 28 wins were a 10-win improvement over the previous season, and its 12 Big Ten wins doubled the 2015 total. Haley and Anderson were the first drafted out of Penn State since 2012, and Anderson and senior outfielder Greg Guers became the program's first All-Big Ten picks also since 2012. Pitcher Justin Hagenman became Penn State's first Louisville Slugger Freshman All-American since 1997.

Shortly after Cooper accepted the PSU head coaching position in 2014, the California native traveled to Taichung, Taiwan to serve as the head coach of USA Baseball's 18U National Team at the IBAF U18 World Cup. Cooper steered Team USA to an 8-1 record in World Cup play, including seven consecutive victories to win the gold medal.

Not long after the triumph in Taiwan, Cooper received one of the highest honors bestowed in the profession, as he was announced as the Rod Dedeaux USA Baseball Coach of the Year. With the honor, Cooper became just the 16th individual in the award's history to receive the accolade, joining the likes of Scott Brosius, Davey Johnson and Tommy Lasorda.

Cooper was also a member of the coaching staff for the 2007 and 2009 USA College National teams. The 2007 team earned a silver medal at the Pan Am Games in Rio de Janeiro, Brazil. Fourteen of the 20 players on the 2007 team reached the Major Leagues, including 2013 All-Star Pedro Alvarez. Fourteen of the 22 members of the 2009 team also reached the Major Leagues, including three-time All-Star Gerrit Cole.

Cooper brought an accomplished resume to Penn State that included three NCAA Tournament appearances as a head coach at Wright State and five more at various stops as an assistant coach, including two trips to the College World Series with Miami (Florida). Cooper was twice named the Horizon League Coach of the Year and guided Wright State to three league tournament championships and two regular-season championships after the team suffered six losing seasons in the seven years before his arrival.

Cooper began his coaching career at national power Miami, spending two seasons (1994-95) as a student/graduate assistant on the Hurricanes' staff. While at Miami, Cooper helped the Hurricanes to College World Series berths in 1994 and 1995. Cooper spent the 1996 season as an assistant and team academic coordinator at Wake Forest, then moved on to Tulane for the next two seasons, serving as the Green Wave's hitting coach. In 1997, the Green Wave won the Conference USA regular-season crown, and in 1998, they advanced to the NCAA Tournament. Cooper left Tulane following the 1998 season and returned to Sacramento City College, where he starred in the early 1990's before lettering at Miami in 1993.

Along with his college coaching experience, Cooper also was an associate scout for the Los Angeles Dodgers from 1990-92 and has been selected to four coaching stints with USA Baseball in 2000, 2007, 2009 and 2013.

Cooper earned his bachelor's degree in psychology from Miami in 1994 and a master's in sports sciences/administration from Miami in 1996. He is married to his wife, Maureen, and has two sons, Jake and Tyson, who are both current members of the Penn State baseball team.

OVERALL STATS

The Automated ScoreBook
Overall Statistics for Penn State (as of Feb 26, 2023)
(All games Sorted by Batting avg)

Record: 4-2 Home: 0-0 Away: 1-2 Neutral: 3-0 Conference: 0-0

Player	avg	gp-gs	ab	r	h	2b	3b	hr	rbi	tb	slg%	bb	hp	so	gdp	ob%	sf	sh	sb-att	po	a	e	fld%	
13 Kelley, Tayven	.364	6-6	22	4	8	1	0	1	4	12	.545	2	0	7	0	.417	0	0	0-1	14	1	0	1.000	
35 Gerlott, Billy	.360	6-6	25	2	9	2	0	0	4	11	.440	3	0	8	0	.429	0	0	0-0	12	1	0	1.000	
30 Steele, Anthony	.333	6-6	21	3	7	1	0	0	5	8	.381	3	0	4	1	.417	0	0	1-1	40	1	0	1.000	
3 Bramley, Thomas	.333	6-6	21	5	7	2	0	1	4	12	.571	6	1	4	1	.500	0	0	0-0	21	1	0	1.000	
2 Hannon, Kyle	.318	6-6	22	6	7	0	0	1	4	10	.455	3	1	4	0	.423	0	0	5-5	10	17	1	.964	
0 Norris, Grant	.263	6-6	19	4	5	0	0	1	6	8	.421	2	0	8	1	.318	1	0	0-1	3	4	0	1.000	
1 Harry, Jay	.259	6-6	27	4	7	2	1	0	5	11	.407	2	1	2	0	.333	0	0	0-0	11	16	3	.900	
22 Piacentino, Johnny	.227	6-6	22	5	5	1	0	0	1	6	.273	4	0	4	1	.346	0	0	1-1	17	1	0	1.000	
41 Spiegel, Josh	.185	6-6	27	2	5	0	0	0	0	5	.185	1	0	6	0	.214	0	0	0-0	26	4	1	.968	

28 Marsh, Bobby	.667	3-0	3	1	2	1	0	0	0	3	1.000	0	0	1	0	.667	0	0	0-0	0	0	0	.000	
4 Cooper, Tyson	.000	2-0	1	0	0	0	0	0	0	0	.000	0	0	0	0	.000	0	0	0-0	1	0	0	1.000	
7 Pittaro, CJ	.000	1-0	1	0	0	0	0	0	0	0	.000	0	0	1	0	.000	0	0	0-0	0	0	0	.000	
19 Cease, Derek	.000	2-0	0	0	0	0	0	0	0	0	.000	0	0	0	0	.000	0	0	0-0	1	0	0	1.000	
23 Cooper, Jake	.000	2-0	0	0	0	0	0	0	0	0	.000	0	0	0	0	.000	0	0	0-0	0	0	0	.000	
Totals	.294	6	211	36	62	10	1	4	33	86	.408	26	3	49	4	.378	1	0	7-9	158	50	6	.972	
Opponents	.234	6	197	25	46	4	1	9	22	79	.401	31	5	48	4	.352	0	1	2-5	153	48	5	.976	

LOB - Team (52), Opp (51). DPs turned - Team (5), Opp (4). IBB - Team (1), Piacentino 1. Picked off - Kelley, T. 1.

(All games Sorted by Earned run avg)

Player	era	w-l	app	gs	cg	sho	sv	ip	h	r	er	bb	so	2b	3b	hr	b/avg	wp	hp	bk	sfa	sha		
24 Henline, Jaden	1.42	1-0	2	0	0	0/0	0	6.1	6	1	1	1	3	0	0	1	.250	1	1	0	0	0		
33 Luensmann, Travis	1.80	2-0	2	2	0	0/0	0	10.0	6	2	2	6	7	0	0	1	.182	2	1	0	0	0		
27 Molsky, Tommy	2.57	0-0	2	2	0	0/0	0	7.0	4	2	2	10	8	1	0	0	.167	2	1	0	0	0		
21 Miller, Steven	2.70	0-1	3	0	0	0/0	1	6.2	7	3	2	2	8	0	0	1	.269	1	0	0	0	0		
44 Ouderkirk, Daniel	3.48	1-1	2	2	0	0/0	0	10.1	6	5	4	5	14	0	1	1	.167	2	1	0	0	1		
37 Morales, Jordan	8.10	0-0	2	0	0	0/0	1	6.2	9	6	6	1	4	2	0	2	.300	1	1	0	0	0		

43 Coffin, Jacob	0.00	0-0	1	0	0	0/0	0	1.1	0	0	0	0	1	0	0	0	.000	0	0	0	0	0		
9 Throneberry, Connor	0.00	0-0	1	0	0	0/0	0	1.0	2	0	0	1	0	0	0	0	.400	0	0	0	0	0		
25 Renner, Chase	10.12	0-0	1	0	0	0/0	0	2.2	4	3	3	3	2	0	0	2	.364	0	0	0	0	0		
29 Kohls, Carson	27.00	0-0	1	0	0	0/0	0	0.2	1	2	2	1	1	0	0	1	.333	0	0	0	0	0		
31 Partridge, Ryan	99.00	0-0	1	0	0	0/0	0	0.0	1	1	1	1	0	1	0	0	1.000	1	0	0	0	0		
Totals	3.93	4-2	6	6	0	0/0	2	52.2	46	25	23	31	48	4	1	9	.234	10	5	0	0	1		
Opponents	5.82	2-4	6	6	0	0/0	0	51.0	62	36	33	26	49	10	1	4	.294	9	3	0	1	0		

PB - Team (1), Bramley, T. 1, Opp (1). Pickoffs - Team (0), Opp (1). SBA/ATT - Spiegel, J. (2-4), Miller, S. (1-2), Molsky, T. (1-1), Luensmann, T (0-1), Ouderkirk, D (0-1), Bramley, T. (0-1).

CONFERENCE STATS (2022)

The Automated ScoreBook
 Conference statistics for Penn State (as of May 21, 2022)
 (Conference games only Sorted by Batting avg)

Record: 11-13 Home: 6-6 Away: 5-7 Conference: 11-13

Player	avg	gp-gs	ab	r	h	2b	3b	hr	rbi	tb	slg%	bb	hp	so	gdp	ob%	sf	sh	sb-att	po	a	e	fld%	
14 Wood, Matt	.413	24-24	92	21	38	7	2	7	29	70	.761	12	2	10	0	.468	5	2	2-4	196	14	3	.986	
1 Harry, Jay	.347	24-24	98	21	34	6	2	4	9	56	.571	8	3	12	0	.409	1	0	0-2	36	73	5	.956	
7 Pittaro, C.J.	.293	15-11	41	8	12	2	0	0	4	14	.341	6	0	10	1	.383	0	0	0-0	7	16	3	.885	
41 Spiegel, Josh	.278	24-23	97	16	27	7	1	6	22	54	.557	6	2	29	1	.330	1	0	0-0	83	1	0	1.000	
3 Bartels, Cole	.274	24-24	95	18	26	5	0	1	9	34	.358	12	6	7	2	.386	1	0	2-2	152	7	3	.981	
22 Piacentino, Johnny	.258	24-24	93	11	24	3	3	2	17	39	.419	10	3	25	3	.343	2	0	0-0	50	0	1	.980	
30 Steele, Anthony	.237	16-10	38	1	9	0	0	0	3	9	.237	7	0	13	1	.356	0	0	0-0	1	0	0	1.000	
35 Gerlott, Billy	.235	24-22	85	15	20	6	1	6	20	46	.541	10	1	17	5	.320	1	0	2-2	34	1	1	.972	
13 Kelley, Tayven	.234	19-16	64	11	15	4	2	0	7	23	.359	3	0	30	0	.269	0	1	2-2	31	1	1	.970	
40 Kailher, Ben	.222	14-9	36	4	8	0	0	0	2	8	.222	5	0	10	1	.317	0	0	1-2	13	25	3	.927	
2 Hannon, Kyle	.179	10-9	39	7	7	2	0	3	6	18	.462	3	0	12	0	.238	0	0	2-2	7	16	5	.821	
19 Cease, Derek	.157	21-16	51	8	8	1	0	0	3	9	.176	10	0	14	1	.295	0	0	1-1	20	51	6	.922	

4 Cooper, Tyson	.125	10-4	16	1	2	0	0	0	0	2	.125	2	0	4	0	.222	0	0	0-0	7	7	2	.875	
15 Franks, Brendan	.000	5-0	2	1	0	0	0	0	0	0	.000	0	0	1	1	.000	0	0	0-0	0	0	0	.000	
23 Cooper, Jake	.000	1-0	1	0	0	0	0	0	0	0	.000	0	0	0	0	.000	0	0	0-0	0	0	0	.000	
46 Burke, Noah	.000	2-0	1	0	0	0	0	0	0	0	.000	1	0	0	0	.500	0	0	0-0	0	0	0	.000	
Totals	.271	24	849	143	230	43	11	29	131	382	.450	95	17	194	16	.352	11	3	12-17	645	249	37	.960	
Opponents	.299	24	871	176	260	50	9	22	149	394	.452	107	32	204	14	.391	10	15	33-41	646	234	24	.973	

LOB - Team (186), Opp (214). DPs turned - Team (17), Opp (17). IBB - Team (5), Wood, M. 4, Gerlott, B. 1, Opp (6).

(Conference games only Sorted by Earned run avg)

Player	era	w-l	app	gs	cg	sho	sv	ip	h	r	er	bb	so	2b	3b	hr	b/avg	wp	hp	bks	sfa	sha
33 Luensmann, Travis	3.25	2-1	8	6	0	0/0	1	36.0	32	17	13	14	33	4	0	0	.235	5	4	0	2	3
36 Shingledecker, Tyler	3.33	3-2	9	1	0	0/0	1	27.0	24	11	10	13	33	4	2	2	.229	6	3	0	0	0
24 Henline, Jaden	6.75	1-2	8	7	1	0/0	0	36.0	52	30	27	11	30	15	3	5	.347	3	2	0	1	2

20 Scalfani, Blaise	0.00	0-0	1	0	0	0/0	0	0.1	0	0	0	0	1	0	0	0	.000	0	0	0	0	0
5 Ertter, Carson	0.00	0-0	1	0	0	0/0	0	0.1	0	0	0	1	1	0	0	0	.000	1	1	0	0	0
31 Partridge, Ryan	3.38	0-0	6	0	0	0/0	0	8.0	6	3	3	5	4	2	0	0	.222	0	2	0	0	0
37 Morales, Jordan	4.32	0-0	11	1	0	0/0	0	16.2	22	10	8	5	21	4	0	3	.314	5	0	3	0	2
18 Mellott, Mason	6.56	1-2	11	0	0	0/0	1	23.1	24	18	17	7	20	4	2	3	.250	6	2	0	0	3
12 Tulio, Kellan	6.75	1-2	7	4	0	0/0	1	17.1	19	19	13	14	25	3	1	3	.275	3	5	0	1	1
25 Renner, Chase	7.20	0-1	4	1	0	0/0	0	5.0	11	7	4	2	3	2	0	0	.478	1	1	0	1	1
21 Miller, Steven	7.66	3-2	11	2	0	0/0	0	22.1	31	19	19	16	15	5	0	3	.337	3	1	0	2	1
29 Kohls, Carson	9.00	0-0	4	0	0	0/0	0	6.0	4	6	6	6	3	0	0	1	.200	2	1	0	0	1
27 Molsky, Tommy	11.70	0-1	4	2	0	0/0	0	10.0	15	14	13	7	9	2	0	2	.349	5	5	0	1	1
30 Steele, Anthony	16.20	0-0	2	0	0	0/0	0	1.2	3	4	3	2	2	1	0	0	.375	0	4	0	0	0
11 Rogers, Chad	31.50	0-0	3	0	0	0/0	0	4.0	12	14	14	3	3	4	1	0	.522	3	1	0	2	0
17 Gregory, Seneca	36.00	0-0	1	0	0	0/0	0	1.0	5	4	4	1	1	0	0	0	.714	1	0	0	0	0
Totals	6.45	11-13	24	24	1	0/0	4	215.0	260	176	154	107	204	50	9	22	.299	44	32	3	10	15
Opponents	5.22	13-11	24	24	0	1/1	3	215.1	230	143	125	95	194	43	11	29	.271	19	17	7	11	3

PB - Team (3), Wood, M. 3, Opp (6). Pickoffs - Team (1), Luensmann, T 1. SBA/ATT - Wood, M. (32-39), Luensmann, T (7-9), Tulio, K. (6-6), Miller, S. (6-6), Henline, J. (3-5), Mellott, M. (5-5), Shingledeck (3-3), Rogers, C. (2-2), Morales, J. (0-2), Gregory, S. (0-1), Spiegel, J. (1-1), Renner, C. (0-1), Molsky, T. (1-1).

RADIO/TV ROSTER



0 Grant Norris
IF, Gr.



1 Jay Harry
IF, Jr.



2 Kyle Hannon
IF/OF, Jr.



3 Thomas Bramley
IF/C, Gr.



4 Tyson Cooper
C/IF, R-Jr.



5 Carson Ertter
LHP, Sr.



7 C.J. Pittaro
IF, Jr.



8 Jimmy Nugent
C, Fr.



9 Connor Throneberry
1B/P, R-Fr.



10 Ben DeMell
RHP, R-Fr.



11 Chad Rogers
RHP, Jr.



12 Kellan Tulio
LHP, Sr.



13 Tayven Kelley
OF, Sr.



15 Brenden Franks
1B, Sr.



17 Seneca Gregory
RHP, R-Fr.



19 Derek Cease
IF/P, So.



20 Blaise Sclafani
RHP, Sr.+




21 Steven Miller
RHP, Sr.+



22 Johnny Piacentino
OF, Sr.



23 Jake Cooper
IF, R-Fr.



24 Jaden Henline
RHP, Jr.



25 Chase Renner
RHP, So.



27 Tommy Molsky
RHP, So.



28 Bobby Marsh
OF/1B, Sr.



29 Carson Kohls
RHP, Jr.



30 Anthony Steele
1B/OF/P, Fr.



31 Ryan Partridge
LHP, Jr.



32 Ty Torti
IF, Fr.



33 Travis Luensmann
RHP, Jr.




34 CJ Carmichael
IF, Fr.



35 Billy Gerlott
OF/1B, R-So.



36 Aiden Coleman
RHP, Fr.



37 Jordan Morales
LHP, Sr.



40 Ben Kailher
IF, Sr.



41 Josh Spiegel
C/1B, R-Sr.



42 Brandon Wingenroth
IF/P, Fr.



43 Jacob Coffin
LHP, Fr.



44 Daniel Ouderkirk
RHP, Gr.



49 James Lordi
LHP, Fr.