



10 Big Ten Championships | 25 NCAA Tournament Appearances | 62 All-America Selections | 26 20-Win Seasons

WBB Contact: Greg Campbell | 814-865-1759 | gxc35@psu.edu | @SID_Greg

GAME 27

AT MICHIGAN

February 20, 2016 | Noon ET | BTN
Ann Arbor, Mich.
Crisler Arena (--)

SCHEDULE / RESULTS

(10-16, 5-10 B1G)

Date	Opponent	TV	Time/Result
N13	HOLY CROSS		W, 86-82 (OT)
N15	FORDHAM	BTN+	W, 75-59
N18	at #5/4 Tennessee	SEC Network	L, 66-74
N22	CENTRAL CONN. STATE		W, 73-47
N27	at Cal-State Northridge 1	BigWest.tv	L, 73-81
N28	vs. BYU 1		L, 51-63
D3	VIRGINIA TECH 2	BTN	L, 59-64
D6	at #23/24 USF	CBSSN	L, 79-101
D8	YOUNGSTOWN STATE	BTN+	W, 68-51
D12	at St. Bonaventure		L, 60-70
D20	SACRED HEART	BTN+	W, 83-46
D31	#14/15 NORTHWESTERN *	BTN+	W, 79-72
J3	at Minnesota *	BTN+	L, 85-98
J7	#22/23 MICHIGAN STATE *	BTN+	L, 55-71
J10	at Wisconsin *	BTN	L, 62-82
J13	NEBRASKA *	BTN+	L, 78-83
J17	MICHIGAN *	BTN+	L, 87-91
J20	at Iowa *	BTN+	W, 82-69
J23	at Illinois *	BTN+	W, 65-56
J27	#5/5 MARYLAND *	BTN+	L, 53-89
J30	PURDUE *	BTN+	L, 78-88 (2OT)
F2	at Nebraska *	BTN	L, 69-87
F7	RUTGERS *	BTN+	L, 62-74
F11	at #15/17 Michigan State *	BTN	W, 65-61
F14	#6/7 OHIO STATE *	BTN	L, 63-77
F17	at Northwestern *	BTN+	W, 73-54
F20	at Michigan *	BTN	Noon
F24	IOWA *	BTN+	7 p.m.
F27	at Indiana *	BTN	4 p.m.

B1G TOURNAMENT (Indianapolis, Ind.)

M2	First Round	BTN	--
M3	Second Round	BTN	--
M4	Quarterfinals	BTN	--
M5	Semifinals	BTN	--
M6	Championship	ESPN	7 p.m.

All Times Eastern | * - Big Ten game

Rankings listed USA Today/AP

1 - Radisson Chatsworth Thanksgiving Classic (Northridge, Calif.)

2 - B1G/ACC Challenge (University Park, Pa.)

FOLLOW ALONG

Radio: Penn State Sports Network
Jerry Fisher & Meredith Monroe
1390AM & GoPSUsports.com

TV: Big Ten Network

Online
Live Stats & Live Audio @ GoPSUsports.com
Live Video @ BTN2go.com

GAME DAY MATCHUP

MICHIGAN WOLVERINES

15-11, 7-8 B1G

H: 11-5 A: 4-6 N: 0-0



Head Coach: Kim Barnes Arico
Career Record (Yr.): 347-257 (20)
Record at Michigan (Yr.): 77-50 (4)
vs. Penn State: 2-3

Last Game: L, 56-76 vs. No. 6/6 Maryland (2/17)

Leading Scorer: Katelynn Flaherty, So. - 22.2 ppg
Leading Rebounder: Jillian Dunston, So. - 6.0 rpg

PENN STATE LADY LIONS

10-16, 5-10 B1G

H: 6-8 A: 4-7 N: 0-1



Head Coach: Coquese Washington
Career Record (Yr.): 158-121 (9)
Record at Penn State (Yr.): Same
vs. Michigan: 10-5

Last Game: W, 73-54 at Northwestern (2/17)

Leading Scorer: Teniya Page, Fr. - 15.4 ppg
Leading Rebounder: Peyton Whitted, Jr. - 8.2 rpg



LADY LIONS LOOK FOR WIN AT CRISLER ARENA VS. MICHIGAN

SERIES NOTES

// Penn State and Michigan will meet for the 43rd time in program history. **More on Page 5.**

// The Lady Lions are 14-6 all-time in true road against the Wolverines.

// Michigan has won two straight meetings in the series, with Penn State's last win coming on March 1, 2014 in Happy Valley.

// Penn State and Michigan have played three overtime games, which is tied for the most for PSU against any one opponent (Purdue).

// Penn State and Michigan met on Jan. 17, 2015 in the Pink Zone at Penn State game, a game that Michigan won 91-87.

NEWS & NOTES

// Freshman **Teniya Page** has played 40 minutes on five occasions this season and leads the Big Ten in minutes played per game. **More on Page 3, 8 & 31.**

// Page has 400 points this season to rank No. 7 on the all-time freshman scoring list and her 104 assists are No. 9 on the rookie charts. **More on Page 3, 8 & 31.**

// Sophomore **Lindsey Spann** scored 21 points vs. Ohio State for her team-high-tying fifth 20-point game of the season. She also splashed in four three pointers to move her into the top-15 in Penn State history. **More on Page 3, 6, 9 & 33.**

// As a team, Penn State enters today's game averaging just 14.7 turnovers per game, a total that would rank No. 5 in the Penn State history books. **More on Page 6.**

// Penn State completed its second double-digit comeback last Thursday at Michigan State, rallying from 14 points down in the third quarter to claim a 65-61 victory. **More on Page 6 & 11.**

// The Lady Lions return home for the final home game of the season on **Wednesday, Feb. 24** against Iowa. The will be carried on BTN2go.com and can be found on the air via the Penn State Sports Network.

ON THE INSIDE

Page 2 Quick Facts/Roster Media Information	6 Last Five Games	10 Pink Zone: More Than a Game	17 Results/Team Stats
Page 3 Team Tidbits	7 By The Numbers	11 B1G Bites	18-19 Team Game-by-Game
Page 4 Lady Lions When... Opponent Breakdown	7 Getting The Start	11 Career Records Watch	20 Highs & Lows
Page 5 B1G Standings Series Information	8 Teniya's Page	12 Program Notes	Page 21-46 Player Bios
Page 6-12 Game Notes	8 Quarter Breakdown	12 In the Polls	Page 47 Media Roster
6 Team Notes	8 Breaking The Ice	Page 13 The Last Time...	
6 Milestone Watch	9-10 Player Notes	Page 14-15 Coquese Washington	
	9 Season Records Watch	Page 16-20 2014-15 Statistics	
	10 Specialty Statistics	16 Season/Big Ten Stats	
	10 Game Flow	16 NCAA Rankings	





QUICK FACTS

THE UNIVERSITY

Location:University Park, Pa.
Founded: 1855
Enrollment:46,848
Colors: Blue & White
Nickname: Lady Lions
Conference: Big Ten
President: Eric Barron
Director of Athletics:Sandy Barbour
Senior Woman Administrator: Charmelle Green
Senior Associate AD: Lynn Holleran
Facility (cap.): Bryce Jordan Center (15,261)
All-Time Record at BJC:225-71 (21st season)

LADY LION BASKETBALL

Head Coach: Coquese Washington
Alma Mater: Notre Dame '92
Overall Record:158-121 (ninth)
Record at Penn State: Same
Twitter:@coquesewashing
Basketball Office Phone:814-863-2672
Basketball Office Fax:814-863-1221
Best Time To Reach Coach:Through SID
Assistant Coach: Itoro Coleman
Yrs at Penn State: Fifth *
Alma Mater:Clemson '00
** - Two separate stints; 2007-10 & 2014-Pres.*
Assistant Coach: Kia Damon
Yrs at Penn State:Ninth
Alma Mater: Millersville '97
Assistant Coach: Jocelyn Wyatt
Yrs at Penn State: Second
Alma Mater: Appalachian State '06

Twitter/Instagram:@pennstatewbb
Facebook:facebook.com/pennstateladylions

STRATEGIC COMMUNICATIONS

WBB Contact:Greg Campbell
Phone:(814) 865-1759
E-mail:gxc35@psu.edu
Address: 101-D Bryce Jordan Center
 University Park, Pa. 16802
Press Row Phone:814-863-3294
Website:www.GoPSUsports.com
Twitter:@SID_Greg

TEAM INFORMATION

2014-15 Record: 6-24
Home: 5-11
Away: 1-10
Neutral: 0-3
Big Ten Record (finish):3-15 (t-13th)
Home: 2-7
Away: 1-8
Letterwinners Returning/Lost:6/5
Starters Returning/Lost:4/1
Big Ten Tournament: First Round
Postseason:None

THE HISTORY

First Year of Women's Basketball: 1965
All-Time Record:897-434 (51)
All-Time Big Ten Record:252-143 (24)
NCAA Tournament Appearances/Last:25/2014
NCAA Tournament Record:32-25
NCAA Regional Appearances/Last:13/2014
NCAA Final Four Appearances/Last:One/2000
Big Ten Regular Season Championships: Eight
Big Ten Tournament Championships: Two

2015-16 ROSTERS

NUMERICAL

No.	Name	Pos.	Cl./Elg.	Ht.	Hometown/High School (Previous School)
1	Candice Agee ***	C	Sr./Sr.	6-6	Victorville, Calif./Silverado
2	Amari Carter	G	Fr./Fr.	5-8	Washington D.C./St. John's College H.S.
3	Brianna Banks	G	Sr./Sr.	5-9	Newnan, Ga./Fayette County (Connecticut)
5	Sierra Moore *	G	Sr./Jr.	5-11	Hanover, Pa./Delone Catholic (Duke)
10	Keke Sevillian **	G	Jr./Jr.	5-7	Goodrich, Mich./Goodrich
11	Teniya Page	G	Fr./Fr.	5-7	Chicago, Ill./Marian Catholic
12	Lindsey Spann *	G	Jr./So.	5-6	Laurel, Md./Good Counsel
15	Kaliyah Mitchell **	F	Jr./Jr.	6-2	Stone Mountain, Ga./Stephenson
22	Leah Knizner	G	Fr./Fr.	5-9	Hempfield, Pa./Hempfield Area
23	Jaylen Williams	F	Fr./Fr.	6-3	Easton, Mass./Archbishop Williams
24	Ashanti Thomas	C	Fr./Fr.	6-4	Lexington, Ky./Lafayette
25	Peyton Whitted **	F	Jr./Jr.	6-3	Suwanee, Ga./North Gwinnett
34	Sarah McMurtry	G	Fr./Fr.	5-6	Pittsburgh, Pa./Upper St. Clair

ALPHABETICAL

No.	Name	Pos.	Cl./Elg.	Ht.	Hometown/High School (Previous School)
1	Candice Agee ***	C	Sr./Sr.	6-6	Victorville, Calif./Silverado
3	Brianna Banks	G	Sr./Sr.	5-9	Newnan, Ga./Fayette County (Connecticut)
2	Amari Carter	G	Fr./Fr.	5-8	Washington D.C./St. John's College H.S.
22	Leah Knizner	G	Fr./Fr.	5-9	Hempfield, Pa./Hempfield Area
34	Sarah McMurtry	G	Fr./Fr.	5-6	Pittsburgh, Pa./Upper St. Clair
15	Kaliyah Mitchell **	F	Jr./Jr.	6-2	Stone Mountain, Ga./Stephenson
5	Sierra Moore *	G	Sr./Jr.	5-11	Hanover, Pa./Delone Catholic (Duke)
11	Teniya Page	G	Fr./Fr.	5-7	Chicago, Ill./Marian Catholic
10	Keke Sevillian **	G	Jr./Jr.	5-7	Goodrich, Mich./Goodrich
12	Lindsey Spann *	G	Jr./So.	5-6	Laurel, Md./Good Counsel
24	Ashanti Thomas	C	Fr./Fr.	6-4	Lexington, Ky./Lafayette
25	Peyton Whitted **	F	Jr./Jr.	6-3	Suwanee, Ga./North Gwinnett
23	Jaylen Williams	F	Fr./Fr.	6-3	Easton, Mass./Archbishop Williams

Head Coach: Coquese Washington (Notre Dame '92)
Assistant Coaches: Itoro Coleman, Kia Damon, Jocelyn Wyatt

PRONUNCIATION GUIDE

Candice Agee	A-gee
Brianna Banks	
Amari Carter	Uh-marr-E
Leah Knizner	kiz-nurr
Sarah McMurtry	
Kaliyah Mitchell	kuh-LEE-uh
Sierra Moore	Cee-air-uh
Teniya Page	tuh-nye-uh
Keke Sevillian	Key-key Civilian
Lindsey Spann	
Ashanti Thomas	Uh-shawn-tee
Peyton Whitted	Whit-id
Jaylen Williams	JAY-linn

BY MAJOR

Candice Agee	Telecommunications
Brianna Banks	Journalism & Broadcasting
Amari Carter	Criminology & Sociology
Leah Knizner	Architectural Engineering
Sarah McMurtry	Undecided
Kaliyah Mitchell	Elementary Education
Sierra Moore	Journalism & Broadcasting
Teniya Page	Economics
Keke Sevillian	Journalism & Broadcasting
Lindsey Spann	Advertising & Public Relations
Ashanti Thomas	Human Development & Family Studies
Peyton Whitted	Journalism & Broadcasting
Jaylen Williams	Undecided

MEDIA INFORMATION

Coach Washington's Availability

All interview requests for head coach Coquese Washington should be directed to Greg Campbell in the Strategic Communications office.

Coach Washington will hold weekly press conferences during the season. A schedule is available by calling the Strategic Communications office.

Coach Washington will not be available on game day prior to tip-off. Post game press conferences will be held after each game, home and away.

Player Interviews

All player interviews must be arranged through Greg Campbell in the Strategic Communications office at least two days in advance. Players will be available on a weekly basis throughout the season, in conjunction with head coach Coquese Washington's weekly press conference. Interviews will not be granted on game day prior to tip-off.

Player phone numbers will not be released. Following games, requested Penn State players will be brought to the post-game media interview room. The Penn State locker room is closed.

Credentials

Single game and season press credentials are issued to accredited members of the working media only. Requests for credentials should be directed to Greg Campbell, the women's basketball contact. Please submit requests for game credentials at least one week in advance of each game. Press credentials can be picked up at Media Will Call, which is located at the Media/Team entrance, on the south side of the Bryce Jordan Center, near Parking Lot 8.

Penn State is a member of the Big Ten Conference and all press box and game day policies will conform to Big Ten guidelines.

Photographers

A photo pass must be issued to gain access courtside in the Bryce Jordan Center. Please contact Greg Campbell (gxc35@psu.edu), one week in advance for photo passes.

Courtside photographers must follow NCAA guidelines, which prohibit entry to the bench areas and the stands. Photographers must remain seated at all times.

Radio Networks

The Penn State Sports Network originates from the first row of Booth C23 in the press area. Visiting radio stations are located on the first row of Booth C22 in the press area. Visiting radio is provided one phone line and one ISDN line.

Press Row Seating

To access the press seating area, turn left out of the media room, walk down the hallway and take the elevator to the Concourse level. Please allow several minutes when taking the elevator to the press room or the media room. When leaving the elevator, turn right. The press area is at Portal 23. Electrical outlets are available throughout press row and in the radio booths. Final statistics and a running play-by-play will be available in the media room following the game.

Game Notes

Game notes will be provided at least one day in advance of each game. Penn State, Big Ten and opposing team game notes will be available in the media room two hours prior to each game. If you would like to receive game notes via email, please contact Greg Campbell in the Penn State Strategic Communications office at 814-865-1759.





TEAM TIDBITS

1

CANDICE AGEE - SR. | C | 6-6

	Gms	PPG	RPG	APG	BPG
2015-16:	26	6.3	3.9	0.6	1.0
Career:	113	5.5	3.5	0.5	1.0
Career High:	21	13	4	5	

NOTES:

- // Posted her eighth double-figure scoring game of the season with 11 points in a win at Northwestern (2/17).
- // Pulled down a career-high 13 rebounds to tie for game-high (Whitted) vs. Northwestern (12/31).
- // Became just the 10th Lady Lion to reach 100 career blocks on vs. Cal State Northridge (11/27).
- // Her 114 rejections rank No. 9 all-time and are eight shy of Tori Waldner (120) for No. 8. **More on Page 7 & 19.**

2

AMARI CARTER - FR. | G | 5-8

	Gms	PPG	RPG	APG	SPG
2015-16:	1	3.0	1.0	-	-
Career:	1	3.0	1.0	-	-
Career High:	3	1	-	-	-

NOTES:

- // Will miss the 2015-16 season due to an injury (knee) she sustained in the season opener vs. Holy Cross. She scored three points in five minutes before the injury. **More on Page 10.**
- // Ranked as a top-35 recruit by all five recruiting services and top-20 by Prospect Nation and Blue Star after averaging 17.5 points, 4.5 rebounds, 4.0 assists as a junior before missing her senior season due to injury.

3

BRIANNA BANKS - SR. | G | 5-9

	Gms	PPG	RPG	APG	SPG
2015-16:	24	13.6	3.1	2.2	1.5
Career:	114	6.3	1.8	1.4	1.1
Career High:	26	7	6	4	

NOTES:

- // Scored 10-plus points in 18 of 21 games since returning from injury vs. Virginia Tech (12/3), including 12 straight games from Dec. 6 - Jan. 23.
- // Posted her fifth 20-point game with 22 tallies vs. Purdue (1/30), adding a career-high-tying seven rebounds.
- // Scored a career-high 26 points at St. Bonaventure on a career-best 10 field goals. Also has games of 22 points vs. Fordham and 20 points vs. Holy Cross this season. **More on Page 7 & 23.**

5

SIERRA MOORE - JR. | G | 5-11

	Gms	PPG	RPG	APG	SPG
2015-16:	-	-	-	-	-
Career:	55	7.7	3.2	2.3	0.8
Career High:	21	14	8	2	

NOTES:

- // Will miss the 2015-16 season due to injury (knee) after earning honorable mention All-Big Ten honors last season, her first at Penn State. **More on Page 10.**
- // Averaged 12.1 points, 5.1 rebounds and 3.8 assists per game last season, her first on the court for Penn State after spending the 2013-14 season on the sidelines due to NCAA Transfer Rules.

10

KEKE SEVILLIAN - JR. | G | 5-7

	Gms	PPG	RPG	APG	SPG
2015-16:	10	2.4	1.3	0.9	2.0
Career:	63	2.3	1.1	0.8	0.9
Career High:	10	5	5	4	

NOTES:

- // Played in 10 games, but will miss the remainder of the 2015-16 season due to injury (knee) she sustained in late December. **More on Page 10.**
- // Was a catalyst on defense, logging 20 steals, including at least one in each game this season and 11 straight games dating back to 2014-15.

11

TENIYA PAGE - FR. | G | 5-7

	Gms	PPG	RPG	APG	SPG
2015-16:	26	15.4	4.0	4.0	1.3
Career:	26	15.4	4.0	4.0	1.3
Career High:	31	8	8	4	

NOTES:

- // Is only the third PSU freshman to reach 400 points and 100 assists, joining Suzie McConnell (84-85) and Corrine Gulas (79-80). Is No. 7 in freshman scoring (400 pts) and No. 9 in rookie assists (104). **More on Page 9.**
- // Scored eight of her game-high 20 points in the final 2:50 of a come-from-behind at No. 15 Michigan State (2/11).
- // Became just the fifth freshman in PSU history - first since 2007 - and 16th player in Penn State history to notch a 30-point game, scoring 31 vs. Michigan (1/17). **More on Page 6, 8 & 29.**

12

LINDSEY SPANN - SO. | G | 5-6

	Gms	PPG	RPG	APG	SPG
2015-16:	26	13.1	3.2	2.6	1.3
Career:	55	13.2	2.9	2.9	1.2
Career High:	30	9	8	4	

NOTES:

- // Scored a game-high 18 points and blocked her second career shot in a win at Northwestern (2/17).
- // Became the 15th Lady Lion to score 30 points in a game with a 30-point effort at Minnesota (1/3) that included seven three pointers. **More on Page 6, 7 & 31.**
- // Has five 20-plus point efforts this season and 10 for her career - including 21 pts vs. No. 6/7 Ohio State (2/14).
- // Moved past the 700 career point mark against the Buckeyes and has 724 career points entering today.

15

KALIYAH MITCHELL - JR. | F | 6-2

	Gms	PPG	RPG	APG	SPG
2015-16:	26	9.8	5.2	1.0	1.4
Career:	88	7.4	5.5	1.1	1.2
Career High:	20	15	4	7	

NOTES:

- // Ranks No. 19 all-time at Penn State with a .763 shooting percentage from the charity stripe, making 200-of-262 free throws in her career. **More on Page 8.**
- // After being held scoreless in the season opener, she reached double figures eight of her next 10 games, including 18 points at No. 23/24 USF (12/6) and 16 vs. Youngstown State (12/8).
- // Has six career double-doubles, including three this season. **More on Page 33.**

22

LEAH KNIZNER - FR. | G | 5-9

	Gms	PPG	RPG	APG	SPG
2015-16:	16	0.4	0.3	-	-
Career:	16	0.4	0.3	-	-
Career High:	3	2	-	-	-

NOTES:

- // Made her first career appearance vs. Central Connecticut State (11/22), connecting on a three-pointer.
- // Joined the team as a walk-on in October.
- // Father, Matt, played football at Penn State from 1985-87 and was a part of the 1986 National Championship team that defeated Miami (Fla.), 14-10, in the Fiesta Bowl to cap a perfect 12-0 season.

23

JAYLEN WILLIAMS - FR. | F | 6-3

	Gms	PPG	RPG	SPG	BPG
2015-16:	24	1.0	1.8	0.1	0.3
Career:	24	1.0	1.8	0.1	0.3
Career High:	4	6	1	2	

NOTES:

- // Had at least three rebounds in five straight Big Ten games from Jan. 10 - Jan. 23, including a career-best six boards at Wisconsin (1/10), five of those offensive rebounds.
- // Scored a career-best four points against No. 14/15 Northwestern (12/31).
- // Grabbed her first career rebound and made her first career field goal against Central Connecticut State (11/22).

24

ASHANTI THOMAS - FR. | C | 6-4

	Gms	PPG	RPG	APG	BPG
2015-16:	26	1.9	2.8	0.2	0.5
Career:	26	1.9	2.8	0.2	0.5
Career High:	7	7	2	2	

NOTES:

- // Has appeared in all 26 games this season with five starts.
- // Had six points, five rebounds and one steal at Nebraska (2/2).
- // Totaled seven points, grabbed six rebounds and blocked one shot in the season opener vs. Holy Cross (11/13).
- // Has two career multi-block games in her career; at No. 5/4 Tennessee & vs. Michigan State (1/7).

25

PEYTON WHITTED - JR. | F | 6-3

	Gms	PPG	RPG	APG	SPG
2015-16:	26	9.1	8.2	1.3	1.3
Career:	87	5.5	4.9	0.7	0.7
Career High:	22	16	7	4	

NOTES:

- // Secured a double-double of 14 points & 12 rebounds in a win at Northwestern (2/17), marking the sixth double-double of her career - all coming in 2015-16. **More on Page 8 & 41.**
- // Has 11 game with at least 10 points and 10 games with 10-plus rebounds in 2015-16.
- // Set career-highs for points (22, Holy Cross), rebounds (16, at Tenn.), assists (7, vs. Fordham) and steals (4, Twice) this season. **More on Page 8 & 42.**

34

SARAH MCMURTRY - FR. | G | 5-6

	Gms	PPG	RPG	APG	SPG
2015-16:	6	0.6	-	-	-
Career:	6	0.6	-	-	-
Career High:	3	-	-	-	-

NOTES:

- // Scored her first career points with a three-pointer in the fourth quarter vs. No. 5/5 Maryland (1/27).
- // Joined the team as a walk-on in October.
- // Father, Severn, played baseball at Penn State from 1982-85.
- // Her entire immediate family - father, mother and two brothers - all graduated from Penn State.





LADY LIONS WHEN...

Playing at home	6-8
Playing on the road	4-7
Playing at a neutral site	0-1
vs. Top 10 teams	0-3
vs. Top 25 teams	2-5
Games decided by 3 points or less	0-0
Games decided by 4-10 points	4-7
Games decided by 11-19 points	4-6
Games decided by 20 points or more	2-3
Leading at the half	8-1
Tied at the half	0-0
Trailing at the half	2-15
Leading with 5:00 remaining	8-1
Trailing with 5:00 remaining	2-14
Tied with 5:00 remaining	0-1
In overtime	1-0
PSU scores less than 49 points	0-0
PSU scores 50-59 points	0-4
PSU scores 60-69 points	3-6
PSU scores 70-79 points	4-4
PSU scores 80 points or more	3-2
Opponent scores less than 49 points	2-0
Opponent scores 50-59 points	4-0
Opponent scores 60-69 points	2-2
Opponent scores 70-79 points	1-5
Opponent scores more than 80 points	1-9
PSU shoots 45% or better	3-3
PSU shoots less than 45%	7-13
Opponent shoots better than 45%	1-10
Opponent shoots less than 45%	9-6
PSU shoots better than opponent	9-1
Opponent shoots better than PSU or tied	1-15
PSU out-rebounds opponent	8-3
Opponent out-rebounds PSU or tied	2-13
PSU commits 14 or less turnovers	5-9
PSU commits 15 or more turnovers	5-7
PSU makes at least five 3-pointers	4-9
PSU makes four 3-pointers or less	6-7
Recording 7 or more steals	7-12
Recording 6 or less steals	3-4
Wearing white uniforms	6-8
Wearing blue uniforms	4-7
Wearing pink uniforms	0-1
Penn State wins the tip	5-6
Penn State loses the tip	5-10
Penn State scores first	5-9
Opponent scores first	5-7
Playing during the day (before 5 p.m.)	4-9
Playing at night	6-7
On Monday	0-0
On Tuesday	1-1
On Wednesday	2-3
On Thursday	2-2
On Friday	1-1
On Saturday	1-3
On Sunday	3-6
In November	3-3
In December	3-3
In January	2-7
In February	2-3
In March	0-0

TEAM COMPARISON

Penn State	Michigan
Teniya Page (15.4)	Katelynn Flaherty (22.2)
Peyton Whitted (8.2)	Jillian Dunston (6.0)
Teniya Page (4.0)	Siera Thompson (5.2)
Keke Sevilian (2.0)	Siera Thompson (1.3)
Candice Agee (1.0)	Hallie Thome (1.3)
70.3	79.8
72.7	70.7
-2.4	+9.1
.414	.486
.425	.432
.346	.396
.347	.347
.723	.722
36.8	36.5
-2.5	+3.6
12.3	17.3
15.0	15.7
+1.7	+1.5
8.5	7.9
3.4	2.5

SCOUTING MICHIGAN

- // Michigan ranks No. 2 in the Big Ten and No. 5 nationally in three-point field goal percentage, connecting on 181-of-457 shots from distance for a .396 clip. The 181 made three pointers rank No. 4 in the conference and No. 43 nationally.
- // The Wolverines rank 11th of 14 teams in the conference in rebounding average (36.5), but sit No. 3 in the B1G with a +3.6 rebounding margin.
- // At 79.8 points per game, Michigan ranks No. 4 in the conference in scoring offense and No. 11 in the NCAA.
- // Sophomore Katelynn Flaherty ranks No. 3 in the Big Ten and No. 8 nationally with a 22.2 points per game average. Her 77 made three pointers sit No. 4 in the B1G and No. 10 nationally, while her .412 three-point field goal percentage is No. 4 in the conference and No. 29 in the NCAA.
- // Junior Siera Thompson sits No. 5 in the Big Ten and No. 46 nationally with 5.2 assists per game. Her 2.21 assist to turnover ratio also ranks No. 5 in the conference and No. 27 in the NCAA.
- // While Michigan ranks at the bottom of the team blocked shot charts in the Big Ten, freshman Hallie Thome sits No. 8 in the conference with 1.27 swats per game. She has 33 rejections in 26 games played.

LAST TIME OUT

Penn State 73, at Northwestern 54
Feb. 17, 2016 // Evanston, Ill.

- // Teniya Page reached the 400 career point mark with 10 tallies and ended the night ranked No. 7 on the PSU freshman scoring list.
- // Page also notched her 100th career assist with eight helpers to jump two spots on the PSU freshman assists charts, passing Tanisha Wight (97, 2001-02) and Tina Nicholson (100, 1992-93).
- // Just the third player in school history to score 400 points and dish out 100 assists as a freshman, Page joined Suzie McConnell (1984-85) and Corrine Gulas (1979-80) on the list.
- // Lindsey Spann scored a game-high 18 points on 7-of-11 shooting, including 4-of-5 from three-point range.
- // Spann's four three pointers give her 91 for her career, making her just the 15th player in school history to eclipse 90 three-pointers made for a career.
- // Kaliyah Mitchell nabbed a career-high seven steals, making the first time a Penn State player notched seven steals in a game since Dara Taylor collected seven steals vs. Alcorn State on Dec. 22, 2013.
- // Peyton Whitted posted her sixth double-double of the season with 14 points and 12 rebounds.

Official Basketball Box Score - Game Totals - Final Statistics
Penn State vs Northwestern
02/17/16 7 P.M. at WELSH-RYAN ARENA (EVANSTON, ILL.)

Penn State 73 • 10-16, 5-10 B1G														
#	Player	Total	3-Ptr	Rebounds			PF	TP	A	T	Bk	Stl		
		FG-FGA	FG-FGA	FT-FTA	Off	Def	Tot							
12	Mitchell, Kaliyah	f 4-5	0-0	5-7	1	4	5	3	13	2	3	0	7	37
25	Whitted, Peyton	f 7-12	0-0	0-0	3	9	12	2	14	0	5	0	2	35
11	Page, Teniya	g 3-8	2-3	2-3	0	4	4	0	10	8	6	0	0	38
12	Spann, Lindsey	g 7-11	4-5	0-0	3	4	7	0	18	4	5	1	3	36
3	Banks, Brianna	g 2-9	1-2	2-2	2	2	4	3	7	2	3	0	2	28
1	Agee, Candice	g 5-6	0-0	1-2	0	1	1	1	11	1	1	0	1	15
22	Knizner, Leah	g 0-1	0-1	0-0	0	0	0	0	0	0	0	0	0	1
23	Williams, Jaylen	g 0-0	0-0	0-0	0	0	0	0	0	0	0	0	0	1
24	Thomas, Ashanti	g 0-0	0-0	0-0	0	1	1	3	0	1	0	0	0	8
34	McMurtry, Sarah	g 0-0	0-0	0-0	0	0	0	0	0	0	0	0	0	1
	Team				0	3	3							
	Totals	28-52	7-11	10-14	9	28	37	12	73	17	24	1	15	200
	FG % 1st Half:	14-28 50.0%	2nd half:	14-24 58.3%	Game:	28-52 53.8%								Deadball Rebounds
	3FG % 1st Half:	6-8 75.0%	2nd half:	1-3 33.3%	Game:	7-11 63.6%								2
	FT % 1st Half:	7-9 77.8%	2nd half:	3-5 60.0%	Game:	10-14 71.4%								

Northwestern 54 • 14-13, 3-12 B1G														
#	Player	Total	3-Ptr	Rebounds			PF	TP	A	T	Bk	Stl		
		FG-FGA	FG-FGA	FT-FTA	Off	Def	Tot							
10	Coffey, Nia	f 6-15	2-4	0-2	2	5	7	3	14	3	0	2	1	37
14	Kunalyi-Akpanah, P.	f 3-4	0-0	0-0	2	5	7	1	6	0	3	0	2	23
24	Inman, Christen	g 4-12	1-4	0-0	0	1	1	3	9	4	3	0	2	38
25	Lyon, Maggie	g 5-12	3-5	0-0	1	0	1	2	13	1	5	0	6	38
3	Deary, Ashley	g 2-6	1-4	0-0	0	0	0	1	5	6	4	0	2	30
12	Rohde, Lydia	g 1-2	1-2	2-2	0	0	0	0	5	1	0	0	0	11
13	Kedem, Nof	g 0-0	0-0	0-0	0	0	0	0	0	0	0	0	0	1
30	Tuttle, Allie	g 1-3	0-0	0-0	0	2	2	1	2	0	2	1	2	9
32	Johnson, Christen	g 0-0	0-0	0-0	0	1	1	0	0	0	0	0	1	2
34	Jamison, Amber	g 0-0	0-0	0-0	0	0	0	0	0	0	0	0	0	2
5	Hankins, Jordan	g 0-3	0-1	0-0	0	1	1	0	2	4	0	0	0	9
	Team				1	2	3							
	Totals	22-57	8-20	2-4	6	17	23	11	54	17	21	3	16	200
	FG % 1st Half:	9-27 33.3%	2nd half:	13-30 43.3%	Game:	22-57 38.6%								Deadball Rebounds
	3FG % 1st Half:	2-9 22.2%	2nd half:	6-11 54.5%	Game:	8-20 40.0%								
	FT % 1st Half:	0-0 0.0%	2nd half:	2-4 50.0%	Game:	2-4 50.0%								

Officials: BRIAN HALL, BRYAN ENTERLINE, GINA CROSS
 Technical fouls: Penn State-None, Northwestern-Lyon, Maggie.
 Attendance: 796

Score by periods	1st	2nd	3rd	4th	Total
Penn State	25	16	20	12	73
Northwestern	14	6	17	17	54

Points In Off 2nd Fast Bench
 PSU 34 14 12 9 11
 NU 18 24 5 9 7

Lead changed - 2 times.
 Largest lead - PSU by 25 4th-08:57, NU by 2 1st-06:49.
 PSU led for 38:01, NU led for 00:22. Game was tied for 01:37.





INSIDE THE SERIES

SERIES BREAKDOWN

Series:	Penn State leads, 31-11	3/3/01	N	Michigan, 60-66
At Penn State:	Penn State leads, 16-3	1/13/02	H	Penn State, 78-65
At Michigan:	Penn State leads, 14-6	2/24/02	A	Penn State, 65-47
Neutral Site:	Michigan leads, 2-1	1/26/03	A	Penn State, 72-70
First Meeting:	March 8, 1992 - Penn State, 88-47	2/20/03	H	Penn State, 75-61
Last Meeting:	Jan 17, 2016 - Michigan, 91-87	1/15/04	A	Penn State, 68-56
Last Penn State Win:	March 1, 2014 - 77-62	2/15/04	H	Penn State, 73-44
Last Michigan Win:	Jan. 17, 2016 - 91-87	2/3/05	A	Penn State, 76-61
Last 10 Meetings:	Penn State leads, 7-3	2/2/06	H	Penn State, 78-52
Streak:	Michigan - W2	1/7/07	A	Michigan, 41-55
		1/14/07	H	Penn State, 65-51
		1/20/08	H	Penn State, 68-57
		2/7/08	A	Michigan, 53-68
		3/6/08	N	Michigan, 54-64
		1/4/09	H	Penn State, 76-58
		2/9/09	A	Penn State, 64-56
		1/31/10	A	Michigan, 62-66
		2/18/10	H	Penn State, 71-65 (OT)
		2/3/11	A	Penn State, 81-63
		1/12/12	H	Penn State, 78-63
		1/26/12	A	Penn State, 77-56
		1/21/13	A	Penn State, 59-49
		2/24/13	H	Penn State, 68-57
		3/1/14	H	Penn State, 77-62
		1/1/15	A	Michigan, 53-89
		1/17/16	H	Michigan, 87-91

ALL-TIME MEETINGS

Date	H/A/N	Score
3/8/92	A	Penn State, 88-47
1/24/93	H	Penn State, 81-61
1/23/94	A	Penn State, 97-53
1/15/95	H	Penn State, 92-44
2/10/95	A	Penn State, 82-65
1/14/96	A	Penn State, 79-64
2/9/96	H	Penn State, 83-63
2/7/97	H	Penn State, 82-73
2/14/97	A	Michigan, 59-98
1/4/98	A	Penn State, 85-84 (OT)
2/13/98	H	Michigan, 59-67
3/1/98	N	Penn State, 87-81 (OT)
1/17/99	A	Penn State, 74-66
1/27/00	H	Penn State, 85-71
1/11/01	A	Michigan, 62-71
2/25/01	H	Michigan, 74-75

LAST MEETING

Jan. 17, 2016 | University Park, Pa.

- // Peyton Whitted netted her 400th career point in the second quarter against Michigan.
- // Whitted had four steals, a career-high, for the second time this season.
- // Brianna Banks reached double-digits in scoring for the tenth straight game.
- // Banks scored her 600th career point and 200 point as a Lady Lion vs. Michigan, finishing the game with 19 points.
- // Teniya Page posted her 14th double-digit scoring game and third 20-plus point effort this season with a career-high 31 points.
- // Page became just the fifth freshman in school history to record a 30-point game.
- // Jaylen Williams added a career-high two blocks.
- // Penn State netted 39 points in the fourth quarter, its highest scoring quarter of the season.

Michigan 91 • 11-6, 3-3 B1G

Player	Total	3-Ptr	Rebounds	PF	TP	A	TO	Bk	Stl	Min			
	FG-FGA	FT-FTA	Off Def Tot										
01 Ristovski, Madison	4-9	2-5	5-5	0	6	2	15	1	3	1	28		
02 Thompson, Sierra	4-5	0-0	1-1	0	2	2	5	9	8	4	0	35	
03 Flaherty, Katelynn	5-10	4-5	9-10	2	1	3	2	23	4	5	0	32	
30 Thorne, Hallie	8-9	0-0	2-3	2	3	5	5	18	1	2	4	0	28
32 Mitchell, Kelsey	2-5	0-0	3-4	0	1	1	3	7	0	6	0	1	23
10 Munger, Nicole	2-6	1-3	0-0	1	1	2	0	5	0	0	0	1	11
11 Dunston, Jillian	2-5	0-0	6-8	2	6	8	2	10	2	2	1	1	27
11 Williams, Danielle	1-1	1-1	0-0	0	2	2	1	3	1	0	0	0	7
34 Brozoski, Boogie	0-3	0-2	1-2	0	1	1	0	1	1	1	0	0	9
Team													
Totals	28-53	8-16	27-33	11	26	37	20	91	18	23	6	51	200

FG % 1st Half: 11-23 47.8% 2nd half: 17-30 56.7% Game: 28-53 52.8% Deatball
 3FG % 1st Half: 4-7 57.1% 2nd half: 4-9 44.4% Game: 8-16 50.0% Rebounds
 FT % 1st Half: 11-13 84.6% 2nd half: 16-20 80.0% Game: 27-33 81.8%

Penn State 87 • 6-11, 1-5 B1G

Player	Total	3-Ptr	Rebounds	PF	TP	A	TO	Bk	Stl	Min			
	FG-FGA	FT-FTA	Off Def Tot										
03 Banks, Brianna	8-21	0-3	3-5	1	4	5	5	19	5	2	1	31	
11 Page, Teniya	10-17	1-2	10-10	0	2	2	4	31	3	3	0	4	37
12 Spann, Lindsey	6-13	5-9	0-0	1	1	2	2	17	0	2	0	1	37
24 Thomas, Ashanti	1-3	0-0	0-0	2	0	2	5	2	0	2	1	0	12
25 Whitted, Peyton	2-3	0-0	0-0	0	3	3	4	4	1	1	1	4	28
01 Apke, Candice	2-4	0-0	0-0	1	2	3	3	4	1	1	1	1	17
15 Mitchell, Kalyah	3-5	1-2	1-1	2	2	4	5	8	0	1	1	2	22
22 Knizner, Leah	0-0	0-0	0-0	0	0	0	0	0	0	0	0	0	3
23 Williams, Jaylen	1-2	0-0	0-2	1	2	3	1	2	0	0	2	0	12
Team													
Totals	33-68	7-16	14-18	11	16	27	29	87	10	13	8	131	199

FG % 1st Half: 13-35 37.1% 2nd half: 20-33 60.6% Game: 33-68 48.5% Deatball
 3FG % 1st Half: 1-5 20.0% 2nd half: 6-11 54.5% Game: 7-16 43.8% Rebounds
 FT % 1st Half: 6-7 85.7% 2nd half: 8-11 72.7% Game: 14-18 77.8%

Officials: John Whitson, Tiara Cruise, Mark Resch
 Technical Fouls: Michigan=None, Penn State=None
 Attendance: 9124

Score by periods	1st	2nd	3rd	4th	Total
Michigan	23	14	20	34	91
Penn State	14	19	15	39	87

Lead TO: MICH 4th:03:20, PSU 4th:00:03
 Largest lead: MICH by 17:3rd:02:24, PSU by 2:1st:00:05
 MICH led for 35:36, PSU led for 0:12:1. Game was tied for 03:01.

THINKING B1G

2015-16 STANDINGS

Team	Big Ten	Overall
1. Ohio State	14-1 .933	22-4 .846
2. Maryland	13-2 .867	24-3 .889
3. Michigan State	10-5 .667	19-7 .731
Minnesota	10-5 .667	18-8 .692
Indiana	10-5 .667	18-9 .667
6. Nebraska	8-7 .533	17-9 .653
7. Purdue	7-8 .467	16-10 .615
Rutgers	7-8 .467	16-11 .592
Michigan	7-8 .467	15-11 .576
10. Iowa	6-9 .400	16-11 .592
11. Penn State	5-10 .333	10-16 .384
12. Northwestern	3-12 .200	14-13 .518
Wisconsin	3-12 .200	7-18 .280
14. Illinois	2-13 .133	9-17 .346

THE WEEK IN THE B1G

- Wednesday, Feb. 17**
 at Maryland 76, Michigan 56
 Penn State 73, at Northwestern 54
 Illinois 76, at Wisconsin 56
- Thursday, Feb. 18**
 at Ohio State 96, Nebraska 70
 at Indiana 93, Minnesota 79
 Michigan State 70, at Rutgers 67
 at Iowa 63, Purdue 55
- Saturday, Feb. 20**
 Penn State at Michigan (BTN) Noon
 Northwestern at Wisconsin (BTN) 2 p.m.
- Sunday, Feb. 21**
 Minnesota at Michigan State (BTN) 1 p.m.
 Illinois at Ohio State 2 p.m.
 Indiana at Iowa 2 p.m.
 Maryland at Rutgers (ESPN2) 3 p.m.

BEST OF THE BEST

January 4, 1998 | Ann Arbor, Mich.

// The Lady Lions trailed by eight points with 2:16 remaining and ended regulation with a 9-1 run. Lisa Shepherd connected on two free throws with 18 seconds left to send the game into overtime. Penn State went down by four early in the OT, but a jumper by Andrea Garner and back-to-back layups by Jamie Parsons gave the Lions the lead. After a three-pointer by Michigan's Stacey Thomas, Parsons hit two free throws for the game-winner.

March 1, 1998 | Indianapolis, Ind.

// The seventh-seeded Lady Lions continued a Cinderella march to the Big Ten Tournament Championship game with a thrilling 87-81 overtime win over the third-seeded Wolverines. Andrea Garner converted on a layup with less than a minute remaining in overtime to give Penn State an 83-81 lead. Garner and Jamie Parsons sealed the win for the Lions with four free throws. Garner finished with 25 points.

February 25, 2001 | University Park, Pa.

// Michigan erased a 13-point lead with 5:15 remaining thanks to an 18-4 run in the final five minutes to post a 75-74 upset win over #18 Penn State. Michigan's Ann Thorius hit a three-pointer with six seconds left to give the Wolverines the win. LeeAnn Bies was outstanding for the Wolverines, recording a double-double with 26 points, 13 rebounds and five blocks to lead the Wolverines to a 75-74 win over the Lady Lions. Maren Walseth posted a double-double of her own with 15 points and 11 boards for the Lions.

B1G MEDIA SERVICES

Big Ten Weekly Release/Statistics
 The Big Ten Conference women's basketball release, with standings and statistics, is available at www.bigten.org.

Big Ten Player of the Week
 The Big Ten Conference will announce Players of the Week every Monday during the regular season.

Big Ten Tournament
 The 2015 Big Ten Women's Basketball Tournament is scheduled for March 2-6 at Bankers Life Fieldhouse in Indianapolis, Ind. For media credential information, contact the Big Ten Conference office at (847) 696-1010 ext. 146.





MILESTONE WATCH...

800 points

Brianna Banks (career)	724
Lindsey Spann	724

700 points

Kalayah Mitchell	649
Candice Agee	621

500 points

Peyton Whitted	480
Sierra Moore (career)	425
Teniya Page	400

400 point

Sierra Moore (PSU)	362
Brianna Banks (PSU)	313

200 points

Keke Sevillian	144
----------------	-----

500 rebounds

Kalayah Mitchell	484
Peyton Whitted	424
Candice Agee	400

300 rebounds

Brianna Banks (career)	202
------------------------	-----

200 rebounds

Sierra Moore (career)	176
Lindsey Spann	158
Sierra Moore (PSU)	152
Teniya Page	108

100 rebounds

Keke Sevillian	66
----------------	----

200 assists

Brianna Banks (career)	167
Lindsey Spann	158

150 assists

Sierra Moore (career)	128
Sierra Moore (PSU)	116
Teniya Page	104

100 assists

Kalayah Mitchell	98
------------------	----

150 blocks

Candice Agee	114
--------------	-----

150 steals

Brianna Banks (career)	121
Kalayah Mitchell	102

100 steals

Lindsey Spann	67
Peyton Whitted	61
Keke Sevillian	57
Candice Agee	51

50 steals

Sierra Moore (career)	47
Sierra Moore (PSU)	36
Teniya Page	35

TEAM NOTES

Balanced in the Scoring Column

// Penn State has seen at least three players reach double figures in 21 of 26 games this season.

// Four Lady Lions have eclipsed the 10-point mark in 14 games - including five games with five players scoring 10-plus points.

// At USF, Penn State placed all five starters in double figures, as **Brianna Banks, Kalayah Mitchell, Teniya Page, Lindsey Spann & Peyton Whitted** all topped the 10-point mark.

// It was the first time since Jan. 25, 2015 that five different Lady Lions scored 10 or more points in the same game.

// The same five players tallied 10-plus points vs. Nebraska (1/13), at Iowa (1/20) and vs. Purdue (1/30).

// At Northwestern (2/17), **Candice Agee** joined Mitchell, Page, Spann and Whitted to account for five players with 10-plus points.

// **Perspective:** In 2014-15, Penn State had four players reach double-figures in the same game on seven occasions, including two games with five players in double-digits.

Limiting Turnovers

// Penn State has limited its turnovers this season, averaging just 15.0 per contest.

// Only four Penn State teams have ever averaged less than 15.0 turnovers per game; 2003-04 (13.1), 2004-05 (13.8), 2002-03 (13.9) and 2011-12 (14.4).

// Penn State has six games with 10 or fewer turnovers this season, their most game since the 2003-04 team accomplished that nine times.

// Penn State's six turnovers at Nebraska are tied for the lowest single game total since at least 1990-91. The other six-turnover games include;

at Nebraska	2/2/2016
vs. Liberty	3/20/2005
vs. Kansas State	11/29/03
at Michigan State	2/9/2003
at Northwestern	2/12/1995

// Under head coach Coquese Washington, the Lady Lions now have three seasons with five games of 10 or fewer turnovers. This year's team joins the 2007-08 and 2011-12 squads.

// **Perspective:** The 2014-15 squad did not have any games with 10-or-fewer turnovers. Their lowest turnover output came at Minnesota on Jan. 28, 2014 with 11.

Lineup Shuffle

// Head coach **Coquese Washington** has used seven different starting lineups this season.

// The most used lineup is **Brianna Banks, Kalayah Mitchell, Teniya Page, Lindsey Spann** and **Peyton Whitted**, which has been used 16 times, including nine straight games entering today.

// Over the last 18 games, Penn State has used just three lineups.

// Page has started all 26 games as a true freshman, while Whitted has started 25 contests in her junior year.

// **Perspective:** Washington used only seven different lineups total during the 2011-12, 2012-13 and 2013-14 seasons combined.

Triples Falling in 2016

// Penn State has connected on 129 three-pointers this season, a total that eclipses its total of 74 from the entire 2014-15 campaign.

// The Lady Lions made the 75th three pointer of the season in game No. 16 vs. Nebraska on Jan. 13.

// The 129 makes from three-point range sit No. 15 in school history with a top-10 finish in sight. Spots 10-15 on the single season school record charts are as follows;

10.	156	31 Games	1990-91
11.	154	32 Games	2012-13
12.	150	30 Games	1998-99
13.	138	32 Games	1989-90
14.	132	30 Games	2004-05
15.	129	--	2015-16

// **Lindsey Spann** has 54 triples this season - more than her total (37) from last season as a freshman. Her 54 triples ranks 18th in single season history at Penn State. **More on Page 9.**

// As a team, Penn State is shooting .346 from long distance, compared to .254 last season.

// Penn State has three players with 20-plus three-pointers made after having just one player eclipse that mark in 2014-15.

Lighting Up the Scoreboard

// The Lady Lions reached 75 points in five of the first seven conference games, the first time that happened since 2002-03.

// The 2002-03 squad scored 75 points or more in five of the first seven conference games that season. Only five other Penn State teams have accomplished that in their time in the Big Ten (1992-present).

// For just the second time in program history, Penn State has had two different players score 30-plus points in a single game in the same season.

// **Lindsey Spann** netted 30 points at Minnesota (1/3/16) and **Teniya Page** scored 31 points vs. Michigan (1/17/16).

// In 1999-2000, Maren Walseth netted 35 points vs. Michigan (1/27/2000) and Lisa Shepard had 31 points vs. St. Joseph's (11/27/1999).

Injury Bug Strikes

// Junior guard **Sierra Moore**, junior guard **Keke Sevillian** and freshman guard **Amari Carter** will all miss the 2015-16 season due to injuries (knee).

// Moore averaged 12.1 points, 5.1 rebounds and 3.8 assists, and added 15 blocked shots and 35 steals in 30 games last season.

// Carter also missed her senior year of high school due to a knee injury.

// Sevillian played in 10 games this season before suffering the injury in practice in late December.

// Senior guard **Brianna Banks** missed most of a four-game stretch due to a lower leg injury from Nov. 18 - Nov. 28. She came out of the Tennessee game with the injury, missed all of the next two contests and played sparingly in the BYU game.

THE LAST FIVE GAMES

// Penn State is 2-3 in its last five games, with both wins coming on the road; at No. 15/17 Michigan State, 65-61, and at Northwestern, 73-54.

// The Lady Lions are allowing 70.6 points per game, while scoring 66.4 points per contests.

// Penn State is cashing in 5.6 three-pointers per game, with the opposition making 7.4 triples per contest.

// The Lady Lions are plus-1.8 in turnover margin in the last five games, holding a 15.0 to 16.8 edge.

// Three players are averaging in double figures; **Lindsey Spann** (14.2), **Teniya Page** (13.6) and **Brianna Banks** (12.2).

// **Peyton Whitted** (9.0) is leading the team on the boards, while adding 9.2 points per game.

// Page has handed out 28 assists and is averaging 39.4 minutes played per game in her last five contests.





Free Basketball

- // Penn State has played two overtime games this season; vs. Holy Cross (11/13) and against Purdue (1/13), the 12th time in school history there have been multiple overtime games in one season.
- // Penn State opened the season with an 86-82 overtime victory vs. Holy Cross before dropping an 88-78 decision to Purdue in double overtime.
- // The Lady Lions are 1-1 in overtime this season and are 21-19 all-time when playing bonus basketball.
- // Under head coach Coquese Washington, Penn State is 7-6 in overtime.
- // The season opening overtime contest marked just the third time PSU opened a season with extra time.
- // The Lady Lions are 2-1 all-time in season opening overtime games. The also won at Dayton, Nov. 12, 2010, but lost, 93-84, to Connecticut on Nov. 25, 1989 in a game played at Iowa.
- // The overtime victory marked the first overtime victory for PSU since the Nov. 18, 2010 at Oakland (96-89). Penn State had lost three straight overtime contests.
- // The double overtime game was the first for Penn State since a Nov. 12, 2010 victory at Dayton (112-107). Overall, Penn State is 3-2 in multi-overtime games.
- // The double overtime contest marked the second longest game in PSU's Big Ten history, behind only a three overtime affair with Iowa on Feb. 1, 2009.

Rally in Sparta

- // Penn State trailed by only five at halftime at Michigan State, but the No. 15/17 Spartans reeled off nine straight tallies to open the third period.
 - // Trailing 42-28 with 7:25 to play in the third quarter, Penn State began the comeback.
 - // Over the first 24 minutes, Michigan State was shooting 16-of-32 (.500) with 11 total turnovers. In the final 16 minutes the Spartans connected on just 9-of-26 shots (.346) and turned the ball over nine times.
 - // On the flip side, Penn State shot 12-of-33 (.363) with 12 turnovers in the first 24 minutes. The Blue and White connected on 15-of-25 shots (.600) with only three turnovers during the final 16 minutes.
 - // **Brianna Banks** helped get the comeback started, scoring nine points in the third quarter and 12 points overall in the second half.
 - // **Teniya Page** stepped up when the Lady Lions needed her most, as she netted eight points in the final 2:50 of the fourth quarter.
 - // Page's jumper with 1:01 left in the fourth quarter was the final of seven lead changes and her jumper with 20 seconds left made it a three-point game. She also grabbed the final rebound of the game to seal the win.
- Fifteen Minutes of Fury**
- // Penn State trailed by 11 points, 35-24, with 5:11 to play in the third quarter at Illinois on Jan. 23, 2016.
 - // The Lady Lions connected on 12-of-16 shots (75.0%) from the field over the final 15 minutes of the game after shooting just 8-of-35 (22.8%) from the field over the first 25 minutes.
 - // Penn State made 10-of-13 shots from the field in the fourth quarter. The team had just 10 made field goals in the first three quarters combined.
 - // Six of Penn State's seven assists came during the final 15 minutes of the game.
 - // **Teniya Page** scored 13 points in the fourth quarter alone, with **Lindsey Spann** adding six fourth quarter tallies.
 - // It was a Spann three-pointer with 4:51 left in the third quarter that started the rally, the first three-pointer made of the game for Penn State.
 - // Over the last 15 minutes, Penn State outscored Illinois, 41-21, to earn the come-from-behind victory.

BY THE NUMBERS

Double Figure Scoring	15-16	Career
Teniya Page	22	22
Brianna Banks	19	32
Lindsey Spann	18	38
Kaliyah Mitchell	14	27
Peyton Whitted	11	17
Candice Agee	8	26
Sierra Moore	INJ	24
Keke Sevellian	INJ	1

20-point Performances

Brianna Banks	5	6
Teniya Page	5	5
Lindsey Spann	5	10
Peyton Whitted	1	1
Kaliyah Mitchell	--	2

30-point Performances

Teniya Page	1	1
Lindsey Spann	1	1

10-plus Rebounds

Peyton Whitted	10	11
Kaliyah Mitchell	4	13
Candice Agee	1	4
Sierra Moore	INJ	3

10-plus Assists

Double-Doubles

Peyton Whitted	6	6
Kaliyah Mitchell	3	7
Candice Agee	--	3
Sierra Moore	INJ	3

GETTING THE START

		G	G	C	F	F	
N13	HOLY CROSS	(1)	Page	Banks	Thomas	Mitchell	Whitted
N15	FORDHAM	(2)	Page	Banks	Thomas	Mitchell	Whitted
N18	at Tennessee	(1)	Page	Banks	Agee	Mitchell	Whitted
N22	CENTRAL CONN. STATE	(1)	Page	Spann	Agee	Mitchell	Whitted
N27	at Cal-State Northridge	(2)	Page	Spann	Agee	Mitchell	Whitted
N28	vs. BYU	(1)	Page	Sevellian	Agee	Mitchell	Whitted
D3	VIRGINIA TECH	(2)	Page	Banks	Agee	Mitchell	Whitted
D6	at USF	(1) *	Page	Banks	Spann *	Mitchell	Whitted
D8	YOUNGSTOWN STATE	(2) *	Page	Banks	Spann *	Mitchell	Whitted
D12	at St. Bonaventure	(3) *	Page	Banks	Spann *	Mitchell	Whitted
D20	SACRED HEART	(4) *	Page	Banks	Spann *	Mitchell	Whitted
D31	NORTHWESTERN	(5) *	Page	Banks	Spann *	Mitchell	Whitted
J3	at Minnesota	(6) *	Page	Banks	Spann *	Mitchell	Whitted
J7	MICHIGAN STATE	(1) *	Page	Banks	Thomas	Mitchell	Spann *
J10	at Wisconsin	(7) *	Page	Banks	Spann *	Mitchell	Whitted
J13	NEBRASKA	(1) *	Page	Banks	Thomas	Spann *	Whitted
J17	MICHIGAN	(2) *	Page	Banks	Thomas	Spann *	Whitted
J20	at Iowa	(8) *	Page	Banks	Spann *	Mitchell	Whitted
J23	at Illinois	(9) *	Page	Banks	Spann *	Mitchell	Whitted
J26	MARYLAND	(10) *	Page	Banks	Spann *	Mitchell	Whitted
J30	PURDUE	(11) *	Page	Banks	Spann *	Mitchell	Whitted
F2	at Nebraska	(12) *	Page	Banks	Spann *	Mitchell	Whitted
F7	RUTGERS	(13) *	Page	Banks	Spann *	Mitchell	Whitted
F11	at Michigan State	(14) *	Page	Banks	Spann *	Mitchell	Whitted
F14	OHIO STATE	(15) *	Page	Banks	Spann *	Mitchell	Whitted
F17	at Northwestern	(16) *	Page	Banks	Spann *	Mitchell	Whitted
F20	at Michigan						
F24	IOWA						
F27	at Indiana						

* - Started with three guards





THE QUARTER SYSTEM

Most First Quarter Points

Penn State	25 (2x)	Last: at Northwestern (2/17)
Opponent	29	Nebraska (1/13)

Fewest First Quarter Points

Penn State	9	at Michigan State (2/11)
Opponent	8	Fordham (11/15)

Most Second Quarter Points

Penn State	26	vs. Purdue (1/30)
Opponent	27	USF (12/6)

Fewest Second Quarter Points

Penn State	9	vs. Virginia Tech (12/3)
Opponent	6	at Northwestern (2/17)

Most First Half Points

Penn State	45	at Iowa (1/20)
Opponent	53	USF (12/6)

Fewest First Half Points

Penn State	21	vs. Virginia Tech (12/3)
Opponent	20 (2x)	at Northwestern (2/17)

Most Third Quarter Points

Penn State	27	at USF (12/6)
Opponent	29 (2x)	Maryland (1/27)

Fewest Third Quarter Points

Penn State	11	vs. Purdue (1/30)
Opponent	6	Central Conn. State (11/22)

Most Fourth Quarter Points

Penn State	39	vs. Michigan (1/17)
Opponent	34	Michigan (1/17)

Fewest Fourth Quarter Points

Penn State	11 (2x)	vs. Ohio State (2/14)
Opponent	8	Sacred Heart (12/20)

Most Second Half Points

Penn State	54	vs. Michigan (1/17)
Opponent	54	Michigan (1/17)

Fewest Second Half Points

Penn State	23	vs. Purdue (1/30)
Opponent	18	Sacred Heart (12/20)

BREAKING THE ICE

Tip Offs Controlled

Penn State	11
Opponent	14

First Points of the Game

Penn State	14
Opponent	11

Penn State's First Points

Brianna Banks	6
Lindsey Spann	6
Kalayah Mitchell	5
Teniya Page	4
Candice Agee	2
Peyton Whitted	2

First Points Score Were...

Layup	10
Jumper	11
Three-pointer	2
Free Throw	2

First Off the Bench *

Candice Agee	9
Ashanti Thomas	9
Keke Sevillian	5
Lindsey Spann	3
Jaylen Williams	2
Leah Knizner	1
Kalayah Mitchell	1

* - Includes multiple subs.


TENIYA'S PAGE

Page Among PSU Rookie Elite

// Through 25 games, true freshman **Teniya Page** has moved herself into some rare company among rookies in Penn State history.

// At Northwestern (2/17), Page became the third PSU freshman to ever score 400 points and hand out 100 assists as a rookie. She joins Suzie McConnell (415p, 321a) and Corinne Gulas (411p, 235a) on the list.

// The rookie currently ranks No. 7 on Penn State's freshman scoring list with 400 points and is No. 9 on the rookie assist charts with 108.



WHAT THEY'RE SAYING...
I wanted [Teniya] to be a Spartan bad. She is a talented player. I love how she plays...she can elevate, has a great pull-up and can hit the three. She does a really good job of running that team for a freshman and that is not an easy thing to do.
-Suzy Merchant, Michigan State head coach

Page in Crunch Time

// In the fourth quarter in Penn State's five Big Ten wins, freshman **Teniya Page** is averaging 6.6 points per game (33 points).

// The rookie is shooting 11-of-17 from the floor (.647), including 3-of-4 from three-point range. She has also hit 8-of-11 free throws (.727).

// In her first career Big Ten game, Page scored seven points, handed out one assist and didn't turn the ball over to help the Lady Lions to a win over then-No. 14 Northwestern.

// At Michigan State, Page scored eight points in the final 2:50 of the fourth quarter - including the go-ahead jumper with 1:01 remaining - to help PSU rally from a 14-point third quarter deficit for the win.

// At Illinois, Page scored 13 points in the fourth quarter to help PSU complete the come-from-behind win.

// She played 48 minutes in those five games, handing out five assists to three turnovers.

// Overall in the fourth quarter of Big Ten games, Page is 27-of-67 (.403) from the field and 9-of-17 (.529) from three-point range. She also has 13 assists, seven steals and 11 turnovers in 15 games.

Page Among Top Rookie Elite (Pt. 2)

// Page's 31 points vs. Michigan make her just the fifth freshman in school history to ever post a 30-point game.

// Page's .425 three-point shooting percentage would rank No. 4 on the freshman list and No. 8 on the single season charts (min. 50 attempts).

// Her 37.5 minutes per game are No. 3 on the career charts, but rank No. 1 on the freshman list. That mark is two minutes more than Jess Strom (2001-02) played in her freshman season, which ranks No. 2.

ROOKIE RECORD BOOKS

Freshman Season Points (Games)

1.	552	Maggie Lucas (35), 2010-11
2.	529	Kelly Mazzante (29), 2000-01
3.	503	Susan Robinson (28), 1988-89
4.	452	Tyra Grant (31), 2006-07
5.	415	Suzie McConnell (33), 1984-85
6.	411	Corinne Gulas (34), 1979-80
7.	400	Teniya Page, 2015-16
8.	384	Lindsey Spann (29), 2014-15
9.	365	Alex Bentley (31), 2009-10
10.	355	Tanisha Wright (35), 2001-02

Freshman Season Three-Pointers Made (Games)

1.	112	Maggie Lucas (35), 2010-11
2.	65	Kelly Mazzante (29), 2000-01
3.	52	Lisa Shepherd (34), 1997-98
4.	42	Jess Strom (35), 2001-02
5.	39	Tyra Grant (31), 2006-07
6.	37	Lindsey Spann, 2014-15
7.	31	Teniya Page, 2015-16
8.	27	Jessica Brungo (29), 2000-01

Going the Distance

// Freshman **Teniya Page** played every minute over a four-game stretch from Jan. 30 - Feb. 11 for Penn State.

// She played 50 minutes vs. Purdue, and 40 minutes at Nebraska, vs. Rutgers and at Michigan State.

// On the season, Page has five games of at least 40 minutes this season, including playing all 50 minutes in a double overtime contest vs. Purdue on Jan. 30.

// This season, Page has played at least 38 minutes in 14 of 25 games.

// **Perspective:** Page's 13 games of at least 38 minutes are more than the rest of the team combined. Only three other players (11 times) have played at least 38 minutes in a game.

// Page has not fouled out of a game this season, reaching four fouls in only six times. She is averaging 2.1 fouls per game.

On the Right Page

// True freshman **Teniya Page** reached double figures in the scoring column in each of her first eight career games, a feat not accomplished by Penn State's top two career scoring leaders, Kelly Mazzante and Maggie Lucas.

// Against Michigan on Jan. 17, Page netted 31 points to become just the fifth freshman in program history to eclipse the 30-point mark in a game.

// Her five 20-point games are tied for the team lead, coming against

// Page opened her career with seven straight 10-plus point, four-plus assist efforts and has 14 such efforts this season, including a 10-point, career-high eight-assist outing at Northwestern (2/17).

// Page is one of just three freshmen nationally averaging better than 37 minutes per game. Her 37:28 average leads the B1G and is No. 12 in the NCAA.

Thirty For The Freshman

// Freshman **Teniya Page** poured in a career-high 31 points on Jan. 17 against Michigan in the 10th Annual Pink Zone at Penn State game.

// The 31-point effort marks the first of her career and makes her just the fifth freshman in school history to eclipse the 30-point mark as a rookie.

// Page joins Jen Bednarek (1976-77), Tyra Grant (2006-07), Kelly Mazzante (2000-01) and Susan Robinson (1988-89) in the exclusive list.

// It is just the second time a Big Ten freshman eclipsed the 30-point mark this season, with Nebraska's Jessica Shepard doing so twice this season.

// Page and Lindsey Spann are just the second set of teammate to produce 30-point games in the same season. **More on Page 6.**

Freshman Season Assists (Games)

1.	321	Suzie McConnell (33), 1984-85
2.	235	Jess Strom (35), 2001-02
	235	Corinne Gulas (34), 1979-80
4.	149	Brianne O'Rourke (29), 2005-06
5.	125	Alex Bentley (31), 2009-10
6.	119	Helen Darling (27), 1996-97
7.	107	Dana Eikenberg (28), 1988-89
8.	105	Chris Gulas (34), 1979-80
9.	104	Teniya Page, 2015-16
10.	100	Tina Nicholson (28), 1992-93

Freshman Minutes Per Game (Games)

1.	37.5	Teniya Page, 2015-16
2.	35.5	Jess Strom (35), 2001-02
3.	34.3	Corinne Gulas (34), 1979-80
4.	34.1	Brianne O'Rourke (29), 2006-06
5.	32.3	Susan Robinson (28), 1988-89





PLAYER NOTES

Whitted Wiping the Glass

- // **Peyton Whitted** enters Saturday ranked No. 8 in the Big Ten with 8.2 rebounds per game.
- // She hauled in 10-plus boards in each of her first four games, making her the first player since Nikki Greene (2013) to post four straight games with at least 10 rebounds.
- // Whitted pulled down 12 boards at Nebraska (2/2) to go along with 12 points for her fifth double-double of the season.
- // Her sixth double-double of the season came at Northwestern (2/17) with 14 points and 12 rebounds.
- // In just 28 minutes vs. No. 5/5 Maryland, Whitted hauled in 10 rebounds.
- // Whitted entered 2015-16 with just one double-digit rebound game, but has nine such games this season.
- // The Suwanee, Ga. native has led the team in rebounding on 16 occasions after doing that only twice total during her first two seasons on campus.
- // Her 16-rebound effort at No. 4/5 Tennessee came against her father's alma mater. Whitted's dad, Kevin, played basketball at UT from 1993-95, leading the team in field goal percentage twice.

Agee Sending It Back

- // Senior **Candice Agee** blocked two shot at No. 15/17 Michigan State to move her career total to 114 rejections.
- // She trails Tori Waldner (120, 2012-15) for the No. 8 spot on the career charts.
- // Her three blocks at Cal State Northridge helped her become just the 10th Lady Lion to record 100 career rejections.
- // Agee has 32 career games with two-plus blocks.
- // The Victorville, Calif., native enjoyed a 13-game streak with at least on blocked shot in 2014-15. She rejected shots in each game from Jan. 6 - Feb. 26, 2015.
- // Agee recorded a career-high five blocks in a win over Rider on Dec. 14, 2014.
- // Agee is looking to become just the 10th player in Penn State history to register 1.0 blocks per game for a career. She is currently at 1.02 bpg.

Spann Finds Her Stride

- // After leading the team in scoring last season as a redshirt-freshman, **Lindsey Spann** reached double digits just twice in her first six games.
- // After her two-point performance vs. BYU, Spann reached the 10-point mark in five straight games, including a pair of 20-point efforts.
- // Spann has scored 10-plus points in 18 of her last 21 games, including three 20-point efforts and one 30-point game.
- // Her first 20-point effort of the season came vs. Virginia Tech on Dec. 3, pouring in 20 points before adding 23 points vs. Sacred Heart on Dec. 20.
- // She reached the 20-point mark in Big Ten play for the first time in 2015-16 and third time in her career with 21 tallies against No. 6/7 Ohio State.
- // Spann's seven three-pointers at Minnesota are the most in a single game this season for Penn State.
- // She connected on at least two three-pointers in six straight games from Jan. 10 - Jan. 27, before going 0-for-3 against Purdue (1/30).

Mitchell's Double Digit Streak

- // After not reaching the scoring column in the season opener vs. Holy Cross, junior **Kaliyah Mitchell** secured double figures in each of the next five games.
- // She has 14 double-figure scoring games this season after notching 13 points at Northwestern (2/17) and ranks fourth on the team with 9.8 points per game.
- // Mitchell led the team in scoring at USF with 18 points, just two points shy of her career-best effort.
- // Mitchell posted her first double-double of the season on Tuesday, Dec. 8 against Youngstown State with 16 points and a game-high 12 boards.
- // The junior added 15 points and 11 rebounds on Dec. 20 vs. Sacred Heart for her second double-double of the year.
- // Her 10-point, 11-rebound effort against Purdue was her third double-double of the season and the eighth of her career.

WHAT THEY'RE SAYING...
 Peyton is not your typical post player; in terms of she has extended [shooting] range, which makes her a tough match up for most post players. She also has a great motor and really pursues the basketball when rebounding."
 -Carolyn Peck, ESPN color analyst

White Hot Start for Whitted

- // **Peyton Whitted** enjoyed a quick start to her junior season, setting career-highs for points (22), rebounds (16), assists (7), field goals made (8) and free throws made (6) in her first three games.
- // She posted three double-doubles over her first four games this season. Her 22-point, 11-rebound effort in the season opener marked her first career double-double.
- // She hauled in 10-plus boards in each of her first four games, making her the first player since Nikki Greene (2013) to post four straight games with at least 10 rebounds.
- // All five of Whitted's career double-doubles have come this season; Holy Cross (22p, 11r), at Tennessee (17p, 16r), Central Connecticut State (15p, 15r), at Iowa (14p, 10r) and at Nebraska (12p, 12r).
- // Her 17-point, 16-rebound effort at No. 4/5 Tennessee came against her father's alma mater. Whitted's dad, Kevin, played basketball at UT from 1993-95, leading the team in field goal percentage twice.
- // Whitted was named to the Big Ten Weekly Honor Roll after averaging 16.0 points and 15.5 rebounds for the week of Nov. 16-22.

Freebies For Mitchell

- // Junior **Kaliyah Mitchell** was the team's top free throw shooter last season and has continued that trend again in 2015-16.
- // Mitchell currently sits No. 3 in the Big Ten and No. 38 in the NCAA with a .850 free throw clip. She has connected on 68-of-80 freebies.
- // Mitchell made 19 free throws in a row from the third quarter vs. Central Connecticut State to the third quarter against Youngstown State, including a 6-of-6 effort vs. BYU on Nov. 28.
- // For her career, Mitchell is a .763 shooter from the charity stripe, making 200-of-262 free throws. That percentage currently sits No. 19 on the all-time list at Penn State.

RECORDS WATCH // SEASON

Three-Point Field Goals Made (Games)

1.	112	Maggie Lucas (35), 2010-11
2.	102	Kelly Mazzante (35), 2001-02
3.	98	Maggie Lucas (32), 2012-13
	98	Kelly Mazzante (35), 2002-03
5.	92	Kelly Mazzante (34), 2003-04

13.	60	Tiffany Longworth (34), 1995-96
14.	58	Jess Strom (29), 2004-05
15.	57	Tina Nicholson (34), 1995-96
16.	56	Suzie McConnell (33), 1987-88
17.	55	Tyra Grant (29), 2008-09
18.	54	Lindsey Spann, 2015-16
	54	Jackie Donovan (31), 1993-94

Season Free Throw Percentage (min. 30 att.)

1.	.548	34-62	Lisa Faloon, 1986-87
2.	.462	98-212	Maggie Lucas, 2012-13
3.	.450	67-149	Lisa Shepherd, 1998-99
4.	.435	27-62	Jess Brungo, 2000-01
5.	.429	70-163	Lisa Shepherd, 1999-00
6.	.429	24-56	Tanya Garner, 1990-91
7.	.426	112-263	Maggie Lucas, 2010-11
8.	.425	31-73	Teniya Page, 2015-16
8.	.421	32-76	Dana Eikenberg, 1989-90
9.	.420	29-69	Chrissy Falcone, 1998-99
10.	.414	63-152	Zhaque Gray, 2010-11

Season Free Throw Percentage (min. 30 att.)

1.	.964	80-83	Adrienne Squire, 2005-06
2.	.949	185-195	Maggie Lucas, 2013-14
3.	.907	98-108	Susan Robinson, 1991-92
4.	.900	126-140	Maggie Lucas, 2012-13
5.	.886	156-176	Maggie Lucas, 2011-12
	.886	117-132	Susan Robinson, 1990-91
7.	.885	161-182	Susan Robinson, 1989-90
8.	.877	71-81	Jess Strom, 2002-03
9.	.872	129-148	Jess Strom, 2004-05
10.	.870	80-92	Maggie Lucas, 2010-11
--	.850	68-80	Kaliyah Mitchell, 2015-16

Season Rebounds (Games)

1.	317	Amanda Brown (31), 2006-07
2.	306	Vicki Link (32), 1985-86
3.	302	Andrea Garner (35), 1999-00
	302	Susan Robinson (32), 1989-90
	302	Vicki Link (30), 1986-87

32.	227	Mary Donovan (32), 1979-80
33.	226	Cheryl Ellison (29), 1980-81
34.	224	Mag Strittmatter (21), 1976-77
35.	220	Louise Leimkuhler (32), 1979-80
36.	219	Helen Holloway (30), 1993-94
	219	Jessica Brungo (35), 2002-03
38.	218	Lorraine McGirt (31), 1983-84
39.	216	Missy Masley (31), 1993-94
40.	214	Maren Walseth (29) 2000-01
41.	213	Peyton Whitted, 2015-16

Season Minutes Per Game (Games)

1.	37.9	Suzie McConnell (33), 1987-88
2.	37.6	Jess Strom (29), 2004-05
3.	37.5	Teniya Page, 2015-16
4.	37.3	Jess Strom (34), 2003-04
5.	36.8	Suzie McConnell (30), 1986-87
6.	36.7	Tina Nicholson (34), 1995-96
7.	36.5	Jess Strom (35), 2002-03
8.	36.1	Kelly Mazzante (35), 2002-03
9.	35.7	Brianne O'Rourke (31), 2007-08
10.	35.5	Maggie Lucas (33), 2011-12
	35.5	Jess Strom (35), 2001-02





SPECIALTY STATS

Opp.	In Paint	Off TO	2nd Chance	Fast Break	Bench
Holy Cross	42/30	24/15	21/17	10/--	22/13
Fordham	38/26	17/6	7/7	16/2	18/12
at Tenn.	34/48	7/4	7/15	15/8	20/38
C. Conn. St.	34/14	17/15	14/11	8/7	12/24
at CSUN	32/26	25/25	11/14	8/4	2/15
vs. BYU	28/24	8/11	11/14	4/8	4/9
Va. Tech	24/22	19/15	5/9	10/4	22/10
at USF	32/34	19/20	3/12	10/8	9/45
YSU	36/30	16/14	12/6	10/8	15/10
at SBU	24/34	16/16	12/8	6/4	5/11
SHU	36/20	24/4	18/2	14/4	9/11
NW	36/36	20/17	12/22	12/13	10/13
at Minn.	30/34	17/10	22/17	6/0	9/38
MSU	24/28	11/12	13/17	9/2	17/15
at Wisc.	28/28	13/24	13/25	8/9	17/16
Nebraska	38/28	20/10	16/7	8/2	19/4
Michigan	36/34	20/11	13/16	14/6	14/19
at Iowa	28/24	10/17	12/13	10/3	10/15
at Illinois	18/18	20/6	2/12	6/0	2/16
Maryland	28/42	8/21	4/15	12/4	11/40
Purdue	36/36	18/23	4/17	14/8	4/1
at Neb.	22/46	10/11	4/15	4/4	6/28
Rutgers	16/36	12/11	14/9	8/12	7/13
at MSU	34/36	27/17	9/9	10/10	10/13
Ohio State	20/18	13/18	8/15	14/7	3/15
at NW	34/18	14/24	12/5	9/9	11/7

Statistics listed Penn State/Opponent

GAME FLOW

Opp.	Ties	Lead Changes	Largest Lead	Largest Deficit
Holy Cross	4	1	16 (3rd)	10 (1st)
Fordham	1	1	16 (3rd)	6 (1st)
at Tenn.	9	12	2 (1st)	9 (2nd)
C. Conn. St.	4	3	29 (4th)	5 (1st)
at CSUN	3	1	17 (2nd)	2 (1st)
vs. BYU	-	1	2 (1st)	14 (2nd)
Va. Tech	2	-	--	16 (2nd)
at USF	3	1	4 (1st)	23 (4th)
YSU	2	1	19 (4th)	7 (1st)
at SBU	-	3	2 (1st)	19 (3rd)
SHU	-	-	37 (4th)	--
NW	6	6	13 (3rd)	7 (1st)
at Minn.	-	-	--	13 (1st)
MSU	1	-	--	20 (4th)
at Wisc.	4	2	2 (2nd)	25 (3rd)
Nebraska	1	1	4 (1st)	20 (2nd)
Michigan	3	3	2 (1st)	17 (3rd)
at Iowa	1	-	22 (4th)	--
at Illinois	7	6	12 (4th)	11 (3rd)
Maryland	1	-	--	39 (4th)
Purdue	7	7	17 (2nd)	11 (20T)
at Neb.	3	7	3 (1st)	27 (3rd)
Rutgers	-	-	--	20 (4th)
at MSU	4	7	4 (4th)	14 (3rd)
Ohio State	4	7	7 (1st)	14 (4th)
at NW	1	2	25 (4th)	2 (1st)

Largest Lead/Deficit listed as "Value (Quarter)"

Banks Depositing 20's

- // Senior **Brianna Banks** is making the most of her only season on the court for the Blue and White, posting 19 double-digit scoring games in 24 tries.
- // Banks reached the 10-point mark in 12 straight games from Dec. 6 - Jan. 23, before she had just eight points vs. No. 5/5 Maryland.
- // She poured in 22 points and added a career-high-tying seven rebounds in a double-overtime loss to Purdue on Jan. 30.
- // The Big Ten opener featured a 25-point, seven rebound, three steal effort for the Newnan, Ga. native.
- // On Dec. 12 at St. Bonaventure, Banks netted a career-best 26 points on a personal-best 10 field goals.
- // She made her Penn State debut on Nov. 13 vs. Holy Cross and promptly tied her then-career-high with 20 points, following that with a 22-point showing against Fordham.
- // Banks has reached double figures in 19 of the 22 games she has completed, missing most of four games due to injury.
- // Her five 20-point games are tied for the most on the team this season. She entered the season with just one 20-point game on her resume.

Bucking The Trends

- // Penn State kicked a couple of trends during Big Ten play, including earning its first wins of the season away from home.
- // The win at Iowa on Jan. 20 was the first road win of the season for the Lady Lions, who also won the first game of 2016, snapping a five game losing streak.
- // The win at Iowa was the first time Penn State led wire-to-wire in a Big Ten game since beating Minnesota, 83-53, on Jan. 26, 2014.
- // Penn State won its first game in 2015-16 when being out rebounded in a game. The Lady Lions entered the game 0-9 when losing the battle of the boards.
- // The Lady Lions had been 0-11 when tied or trailing on the scoreboard with 5:00 to play before rallying for the win at Illinois on Jan. 23. PSU trailed by two points, 51-49, when the clock hit 5:00 in left in the game.
- // Trailing by 11 with 5:11 to play in the third quarter, Penn State rallied for the win at Illinois. It was the first double-digit deficit overcome for Penn State since rallying from the same margin (11) vs. Wichita State on March 23, 2014.
- // Ironically, the last time Penn State trailed by 10-plus points before coming back to win a Big Ten contest was Jan. 9, 2014 at Illinois (down by 12 at 12:46 in 1st half). They eventually claimed an 82-76 decision.

PINK ZONE AT PENN STATE

2016 Pink Zone at Penn State

- // The 10th Annual Pink Zone at Penn State was held on Sunday, January 17 in the Bryce Jordan Center with the Lady Lions falling, 78-91, to the Wolverines.
- // The 2016 contest was the highest scoring affair in the 10 years of the event, with the two teams combining for 178 points.
- // A final total raised will be released this summer, however, early fundraising efforts have topped \$160,000 through the Pink Zone game.
- // 640 cancer survivors attended the game vs. Michigan, with 4,203 years of survivorship gathering on the court during the halftime celebration.
- // For more information on the Pink Zone at Penn State, visit the official Pink Zone website at www.pennsylvaniapinkzone.org.

An Event Like No Other

- // Penn State was the first team in the NCAA to don pink uniforms, debuting the threads on Feb. 4, 2007 against Wisconsin at the Bryce Jordan Center.
- // The Lady Lion program has been honored as the Play 4 Kay Division I initiative winner twice in program history, winning the award in 2013 and 2014.

More Than Just a Game

- // The Lady Lions own a 6-4 record in Pink Zone at Penn State games, including a five-game winning streak from 2010-2014.
- // Pink Zone at Penn State has raised over \$1.5 million in funds through its first 10 games, including a record \$310,000 in 2014.
- // The event began in 2007 with \$20,490 raised and 31 cancer survivors in attendance and has grown into an event that annually raises over \$200,000 (five straight years) and welcomes over 600 cancer survivors.
- // In 2016, Penn State has currently raised \$161,000 (final total announced later this year) and 640 cancer survivors joined the Lady Lions in the BJC.
- // This year, Pink Zone's six beneficiaries include: Mount Nittany Medical Center, Penn State Hershey Cancer Institute, Kay Yow Cancer Fund, PA Breast Center Coalition, JC Blair Memorial Hospital and Geisinger-Lewistown Hospital

Pink Zone games include:

1/17/16	vs. Michigan	L, 87-91
3/1/15	vs. Wisconsin	L, 56-62
2/16/14	vs. Wisconsin	W, 78-68
2/24/13	vs. Michigan	W, 68-57
2/26/12	vs. Minnesota	W, 74-57
2/27/11	vs. Northwestern	W, 66-56
1/24/10	vs. Illinois	W, 70-66
2/15/09	vs. Iowa	L, 57-63
2/10/08	vs. Iowa	L, 65-73
2/4/07	vs. Wisconsin	W, 70-61

WHAT THEY'RE SAYING...

[Pink Zone] is the best game of the season. Even if we make it to a championship game, this one is still the best because of what it means and who we get to play for...Today is a special day for survivors. [The survivors] come out every year and cheer for us, win or lose, and it means a lot.

-Brianna Banks, Penn State Senior





B1G BITES

Two Double-Digit Rallies

// Penn State rallied from double-digit deficits twice this season in Big Ten play, with both comebacks happening on the road.

// Penn State trailed by 11 points, 35-24, with 5:11 to play in the third quarter at Illinois on Jan. 23, 2016 before rallying for a 65-56 win over the Illini.

// Over the last 15 minutes, Penn State outscored Illinois, 41-21, to earn the come-from-behind victory.

// The Lady Lions connected on 12-of-16 shots (75.0%) from the field over the final 15 minutes of the game after shooting just 8-of-35 (22.8%) from the field over the first 25 minutes.

// Trailing 42-28 with 7:25 to play in the third quarter, Penn State began its comeback at No. 15/17 Michigan State.

// Penn State shot 12-of-33 (.363) with 12 turnovers in the first 24 minutes. The Blue and White connected on 15-of-25 shots (.600) with only three turnovers during the final 16 minutes.

// **Teniya Page** stepped up when the Lady Lions needed her most, as she netted eight points in the final 2:50 of the fourth quarter, including the go-ahead jumper with 1:01 left in the fourth quarter.

B1G Highlights

// Penn State is in its 24th season as a member of the Big Ten Conference.

// The Lady Lions own an all-time mark of 252-143 in conference play.

// All-time, Penn State is 147-52 at home in Big Ten conference games, while owning a 105-91 mark in road games.

// Penn State's eight regular season championships since 1992-93 are the most won by any Big Ten team. Ohio State (7) and Purdue (6) are next on the list.

// The Lady Lions also own a pair of Big Ten Tournament titles, winning in 1995 & 1996.

// Their 25 NCAA Tournament appearances are the most in the Big Ten. Iowa, Purdue and Rutgers each have 24 NCAA Tournament appearances entering 2015-16.

B1G Honors

// Penn State has earned a pair of weekly honors from the Big Ten Conference this season.

// Junior **Peyton Whitted** was named to the Big Ten Weekly Honor Roll for her performance on Nov. 23, 2015 after averaging a double-double in two games.

// Whitted posted 17 points, 16 rebounds at No. 4 Tennessee, before notching her third double-double of the season with a 15-point, 15-rebound outing vs. Central Connecticut State.

// Freshman **Teniya Page** earned her first career weekly honor when she was tabbed as the Big Ten Freshman of the Week on Jan. 4, 2016.

// The rookie posted a pair of double-digit scoring efforts, including a career-high 27 points in the Lady Lions' conference opening victory over No. 14/15 Northwestern. She added a 16-point effort at Minnesota.

B1G Bragging Rights

// Penn State owns an overall mark of 333-199 against the current members of the Big Ten, including an overall winning record against 10 of the 13 teams in the conference.

// Since joining the conference in 1992-93, the Lady Lions are 278-162 vs. its conference brethren. That mark includes a 252-143 mark in conference play, a 25-19 mark in the Big Ten Tournament and one win vs. Indiana in the 1998 WNIT Semifinals.

// Since 1992-93, Penn State owns a winning mark vs. nine of the 13 Big Ten teams.

Team	Overall	B1G Era
Illinois	31-15	28-14
Indiana	32-10	31-10
Iowa	27-19	24-17
Maryland	14-11	0-3
Michigan	31-11	30-11
Michigan State	28-16	27-16
Minnesota	27-15	26-15
Nebraska	5-5	3-5
Northwestern	36-7	35-6
Ohio State	36-25	27-23
Purdue	19-28	19-25
Rutgers	18-23	0-3
Wisconsin	29-14	28-14
Totals	333-199	278-162*

* - Includes 25-19 mark in Big Ten Tournament & 1-0 mark in WNIT.

B1G Opening Win

// Penn State improved to 14-10 all-time in Big Ten openers with its 79-72 win over No. 14/15 Northwestern on December 31.

// The Lady Lions also moved their record to 9-3 in Big Ten openers played at home.

// The win over a ranked team give Penn State a 7-3 mark against such teams in the opening game of the conference season.

// The win also snapped a two-game losing streak in home conference openers.

RECORDS WATCH // CAREER

Career Scoring Average (min. 50 games)

1.	21.9	Kelly Mazzante (133), 2001-04
2.	19.0	Maggie Lucas (132), 2011-14
3.	18.5	Susan Robinson (122), 1989-92

11.	13.6	Alex Bentley (131), 2009-13
	13.6	Kamela Gissendanner (91), 2005-08
13.	13.2	Lindsey Spann, 2014-present
14.	13.1	Tanya Garner (117), 1987-91
15.	13.0	Lisa Shepherd (128), 1997-01

Career Three-Point Field Goals Made (Games)

1.	365	Maggie Lucas (132), 2011-14
2.	357	Kelly Mazzante (133), 2001-04
3.	230	Lisa Shepherd (128), 1998-01

13.	113	Lynn Dougherty (118), 1989-92
14.	97	Dana Eikenberg (122), 1989-92
15.	91	Lindsey Spann, 2015-present

Career Three-Point Percentage (min. 50 att.)

1.	.548	34-62	Lisa Faloon, 1984-87
2.	.425	31-73	Teniya Page, 2016-present
3.	.421	118-280	Tanya Garner, 1988-91
4.	.415	365-880	Maggie Lucas, 2011-14
5.	.406	26-64	Julia Trogele, 2008-11

Career Blocks (Games)

1.	268	Kim Calhoun (120), 1993-96
2.	215	Nikki Greene (131), 2010-13
3.	192	Mary Donovan (110), 1977-81
4.	189	Rashana Barnes (127), 1999-02
5.	185	Andrea Garner (126), 1997-00
6.	172	Amanda Brown (92), 2004-07
7.	140	Tina Henry (111), 1990-93
8.	120	Tori Waldner (123), 2012-15
9.	114	Candice Agee, 2013-present
10.	102	Talia East (111), 2011-14

Career Blocks (Games)

1.	2.6	Reicina Russell (34), 2004
2.	2.2	Kim Calhoun (120), 1993-96
3.	1.7	Mary Donovan (110), 1978-81
4.	1.6	Nikki Greene (131), 2010-13
5.	1.5	Rashana Barnes (127), 1999-02
6.	1.5	Andrea Garner (126), 1997-00
7.	1.4	Amanda Brown (123), 2004-07
8.	1.3	Tina Henry (111), 1990-93
9.	1.1	Jacquelyn Shook (43), 2001-02
10.	1.0	Candice Agee, 2013-present
	1.0	Tori Waldner (123), 2011-15

Career Free Throw Percentage (min. 125 att.)

1.	.907	547-603	Maggie Lucas, 2011-14
2.	.874	487-557	Susan Robinson, 1989-92
3.	.841	387-460	Jess Strom, 2002-05

17.	.774	274-354	Brianne O'Rourke, 2006-09
18.	.770	371-482	Suzie McConnell, 1985-88
19.	.763	200-262	Kaliyah Mitchell, 2014-present
20.	.758	97-128	Lynn Dougherty, 1989-92

Career 30 Point Games

1.	27	Kelly Mazzante (2001-04)
2.	7	Maggie Lucas (2011-14)
3.	6	Kahadeejah Herbert (1982-85)
4.	4	Tyra Grant (2007-10)
	4	Angie Potthoff (1993-97)
	4	Jen Bednarek (1977-80)
7.	3	Tanisha Wright (2002-05)
8.	2	Susan Robinson (1989-92)
	2	Suzie McConnell (1895-88)
10.	1	Teniya Page (2016-Pres.)
	1	Lindsey Spann (2015-Pres.)
	1	Kam Gissendanner (2005-08)
	1	Lisa Shepherd (1988-01)
	1	Maren Walseth (1998-01)
	1	Kathy Phillips (1989-092)
	1	Vicki Link (1984-87)





PROGRAM NOTES

Among NCAA Victory Leaders

- // Penn State is one of only 17 teams in NCAA Division I to accumulate 890 or more victories in program history, with an overall record of 897-431 (.675).
- // The Lady Lions are one of just three Big Ten teams to amass 890 or more victories. Ohio State (966), Maryland (907) and Penn State (897) are the three Big Ten schools to reach the mark.
- // Of the top 20 schools on the all-time victories list, the Big Ten owns the most; four. Conference USA is second with three teams, while the ACC, SEC and Big XII each have two teams.

School	Wins
1. Tennessee	SEC 1293
2. Louisiana Tech	CUSA 1072
3. James Madison	CAA 1036
4. Old Dominion	CUSA 1009
5. Texas	BIG XII 1004
6. Stanford	PAC 12 996
7. Stephen F. Austin	Southland 983
8. Connecticut	American 968
9. Ohio State	Big Ten 966
10. Western Kentucky	CUSA 922
11. Green Bay	Horizon 921
12. North Carolina	ACC 921
13. Georgia	SEC 918
14. Maryland	Big Ten 907
15. Tennessee Tech	Ohio Valley 901
16. Penn State	Big Ten 897
17. Montana	Big Sky 892
18. Rutgers	Big Ten 889
19. Kansas State	Big XII 888
Long Beach State	Big West 888
Notre Dame	ACC 888

Gamed played through 2/18/16

#WePlayOn

- Penn State ended the WNBA season with four players on active rosters, including one All-Star and one WNBA Finals participant.
- // Alex Bentley and Nikki Greene each suited up for Connecticut, Maggie Lucas played in Indiana and Tanisha Wright spent the season in New York.
- // Bentley ranked among the top-15 in the WNBA in steals (11.9) and scoring average (14.7), sitting third and 11th, respectively.
- // Bentley was selected to the WNBA East All-Star roster and scored a team-best 23 points off the bench and handed out five assists.
- // Lucas saw action in 30 games with a career-best 5.7 points per game average. She helped the Fever to an Eastern Conference championship and push the Minnesota Lynx to five games in the WNBA Finals.
- // Wright ended her 11th season in the league with 7.4 points, 3.1 assists and 1.0 steals per game.
- // Her assist total ranked ninth in the WNBA in 2015 and she moved into No. 14 in league history with 1,127 helpers in 364 career games.
- // Greene played in 12 games as a late-season signing for the Sun, averaging 1.2 points and 2.0 rebounds.

Four McDonald's All-Americans

- // The Lady Lions tout four McDonald's High School All-Americans in the program; **Candice Agee, Brianna Banks, De'Janae Boykin** and **Sierra Moore**.
- // Boykin was a part of the 2015 game, Agee and Moore were participants in the 2012 game and Banks played in the 2011 contest.
- // Prior to Coquese Washington taking the reins, the Lady Lions only had one McDonald's High School All-American in program history.
- // Both **Siyeh Frazier** and **Jaida Travascio-Green** were nominated for McDonald's All-American consideration in 2015-16.

Boykin Joins Lady Lions

- // Head coach Coquese Washington announced the addition of freshman transfer De'Janae Boykin to the Penn State women's basketball roster on Friday, January 22.
- // Boykin joins the program after transferring from the University of Connecticut, where she did not appear in any games during her first semester of college.
- // A three-time gold medalist in international competition, Boykin also earned McDonald's All-American honors following her final prep season.
- // She was the 2014 Gatorade Player of the Year in the state of Maryland after averaging 21.1 points, 15.8 rebounds and 7.3 assists per game during her junior season at C. H. Flowers High School.
- // Her senior season included just six games – averaging 21.5 points per game – before she was sidelined due to injury, however, her efforts still earned her McDonald's All-America honors and was the No. 23 ranked player in the country according to ESPN/HoopGurlz.
- // Boykin's career also included extensive USA Basketball experience, including three gold medals in international competition. Boykin won gold at the 3-on-3 competition at the 2014 Youth Olympic Games in Nanjing, China. She started all seven games for Team USA at the 2014 FIBA U-17 World Championships and started all five games at the 2013 FIBA Americas U-16 Championships, winning gold medals at both competitions.

Washington Reaches 150

- // Head coach Coquese Washington won her 150th career game on Sunday, Nov. 15 vs. Fordham, 75-59.
- // Washington has started each of her nine seasons at the helm of the Lady Lions with a victory.
- // In eight of the nine seasons, Penn State has begun the year with at least two victories.
- // Washington is unblemished in home openers, as well, winning all nine of her initial games in front of the home crowd.

Adding Two for 2016-17

- // Head coach **Coquese Washington** and her coaching staff added a pair of top-25 guards during the early signing period in **Siyeh Frazier** and **Jaida Travascio-Green**.
- // The 5-foot-11 Frazier averaged 18.5 points and nine rebounds per game as a junior at Renaissance High School in Detroit, Mich.
- // She added nearly seven assists and six steals per game to earn AP All-State honors and Detroit Free Press Dream Team.
- // An all-conference performer since her freshman year of high school, Travascio-Green garnered all-state honors after averaging 17 points, six rebounds, nearly four assists and two steals per game as a junior.
- // A state qualifier and school-record holder in the high jump, Travascio-Green earned 2015 honorable mention all-state from the Chicago Tribune.

IN THE POLLS

AP Top-25	As of Feb. 15
1. Connecticut (32)	24-0 800
2. Notre Dame	24-1 755
3. South Carolina	23-1 748
4. Baylor	25-1 703
5. Ohio State	21-4 662
6. Maryland	23-3 614
7. Oregon State	22-3 604
8. Texas	22-2 569
9. Arizona State	22-4 558
10. Florida State	21-4 532
11. Louisville	19-6 465
T12. Texas A&M	17-7 416
T12. UCLA	19-6 416
14. Mississippi State	21-5 398
15. Stanford	20-6 371
16. Kentucky	17-6 272
17. Oklahoma State	19-5 226
18. Miami (Fla.)	21-5 215
19. USF	18-6 174
20. Oklahoma	17-7 173
21. DePaul	21-7 147
22. Florida	19-6 136
23. Syracuse	20-6 74
24. Tennessee	15-9 63
25. Michigan State	18-7 58

Receiving Votes: Missouri 55, West Virginia 47, Colorado State 40, **BYU 31**, Duquesne 22, Georgia 17, Auburn 9, UTEP 8, Oregon 7, **Minnesota 6**, Green Bay 3, Arkansas State 2, **Indiana 1**, Washington 1, Army 1, Florida Gulf Coast 1.

USA Today Coaches Poll

USA Today Coaches Poll	As of Feb. 15
1. Connecticut (32)	24-0 800
2. South Carolina	24-1 755
3. Notre Dame	24-1 749
4. Baylor	25-1 704
5. Ohio State	21-4 659
6. Maryland	23-3 618
7. Texas	22-2 605
8. Oregon State	22-3 601
9. Florida State	21-4 529
10. Arizona State	22-4 521
11. Louisville	20-6 470
12. Texas A&M	18-7 443
13. Mississippi State	21-5 396
14. UCLA	19-6 359
15. Stanford	20-6 337
16. Kentucky	17-6 284
17. Miami (Fla.)	21-5 281
18. Syracuse	20-6 196
19. DePaul	21-7 185
20. USF	18-7 176
21. Oklahoma	17-7 128
22. Michigan State	18-7 121
23. Duquesne	23-2 106
24. Oklahoma State	19-5 81
25. Florida	19-6 76

Receiving Votes: **BYU 69**, Missouri 26, St John's 18, **Tennessee 17**, George Washington 15, Colorado State 13, UTEP 13, Green Bay 10, Seton Hall 9, Auburn 8, Western Kentucky 8, North Carolina State 4, Wake Forest 3, West Virginia 3, Florida Gulf Coast 3, Albany 1.

Penn State opponents in Bold





THE LAST TIME...

SCORING

Player scored 20 points: Lindsey Spann (21); vs. Ohio State, 2/14/16
 Player scored 25 points: Teniya Page (27); at Illinois, 1/23/16
 Player scored 30 points: Teniya Page (31); vs. Michigan, 1/17/16
 Player scored 35 points: Maggie Lucas (39); vs. Georgetown, 12/9/12
 Player scored 40 points: Kelly Mazzante (49); vs. Minnesota, 12/28/01
 Two players w/ 20 points: Teniya Page (27) & Brianna Banks (25); vs. Northwestern, 12/31/15
 Three players w/ 20 pts.: Spann (22), Moore (21), Mitchell (20); vs. Wagner, 12/7/14
 Two players w/ 25 points: Teniya Page (27) & Brianna Banks (25); vs. Northwestern, 12/31/15
 Player scored 25 points/3 consecutive games: Maggie Lucas
 32, at Indiana, 2/13/14; 25 vs. Wisconsin, 2/16/14; 26, vs. Northwestern, 2/20/14

Five in double figures:

at Northwestern, 2/17/16
 Lindsey Spann (18), Peyton Whitted (14), Kaliyah Mitchell (13)
 Candice Agee (11), Teniya Page (10)

Six in double figures:

at Oakland, 11/18/10
 Alex Bentley (15), Ariel Edwards (16), Zhaque Gray (16)
 Maggie Lucas (13), Mia Nickson (10), Gizelle Studevent (10), Julia Trogele (10)

Seven in double figures:

at Oakland, 11/18/10
 Alex Bentley (15), Ariel Edwards (16), Zhaque Gray (16),
 Maggie Lucas (13), Mia Nickson (10), Gizelle Studevent (10), Julia Trogele (10)

PSU scored 50 points in a half:

54 (2nd); vs. Michigan, 1/17/16

PSU scored 55 points in a half:

55 (1st) & 62 (2nd); vs. St. Francis (Pa.), 11/8/13

PSU scored 60 points in a half:

62 (2nd); vs. St. Francis (Pa.), 11/8/13

PSU scored 50 points in both halves:

55 (1st) & 62 (2nd); vs. St. Francis (Pa.), 11/8/13

PSU scored 55 points in both halves:

55 (1st) & 62 (2nd); vs. St. Francis (Pa.), 11/8/13

PSU scored fewer than 20 points in a half:

14 (1st); at Maryland, 2/23/14

PSU scored fewer than 15 points in a half:

14 (1st); at Maryland, 2/23/14

PSU scored 100 points:

117; vs. St. Francis (Pa.), 11/8/13

PSU scored 100 points in Big Ten game:

101; at USF, 12/6/15

PSU scored 100 points in a home game:

117; vs. St. Francis (Pa.), 11/8/13

PSU scored fewer than 50 points in a game:

34; at Maryland, 2/23/14

PSU scored fewer than 50 points in a Big Ten game:

34; at Maryland, 2/23/14

PSU scored fewer than 40 points in a game:

34; at Maryland, 2/23/14

OPP scored 50 points in a half:

50 (2nd); vs. Maryland, 1/27/16

OPP scored 100 points:

101; at USF, 12/6/15

OPP scored fewer than 50 points in a game:

46; vs. Sacred Heart, 12/20/15

OPP scored fewer than 50 points in a Big Ten game:

42; vs. Ohio State, 1/16/14

OPP scored fewer than 40 points in a game:

40; vs. Wisconsin, 1/17/13

OPP scored fewer than 30 points in a game:

28; vs. Virginia Tech, 12/6/11

OPP scored fewer than 20 points in a game:

16; at Fairleigh Dickinson, 3/6/71

FIELD GOAL SHOOTING

Player made every shot from the field (min. 7): Amanda Brown (8-8); vs. Michigan State, 1/25/07

PSU shot 55% or better in a game:

.611; vs. Illinois, 2/20/13

PSU shot 55% or better in consecutive games:

.682; vs. Northwestern, 3/2/96

.585; vs. Ohio State, 3/3/96

PSU shot 60% in a game:

.611; vs. Illinois, 2/20/13

PSU shot below 30% in a game:

.278; at Syracuse, 12/4/14

PSU shot below 25% in a game:

.224; vs. Michigan State, 3/9/13

PSU shot below 35% in a game and won:

.333; vs. Michigan State, 1/19/14

PSU shot below 30% in a game and won:

.299; vs. Northwestern, 1/3/13

PSU shot 70% in a half:

.714 (2nd); vs. Virginia Tech, 12/6/11

PSU shot 65% in a half:

.680 (2nd); at Georgetown, 12/8/13

PSU shot 60% in a half:

.609 (2nd); at Illinois, 1/23/16

PSU shot 55% in a half:

.583 (2nd); at Northwestern, 2/17/16

PSU shot 55% in both halves:

.586 (1st) & .640 (2nd); vs. Illinois, 2/20/13

PSU shot below 25% in a half:

.214 (1st); at Illinois, 1/23/16

PSU shot below 20% in a half:

.200 (1st); vs. Michigan State, 3/9/13

THREE-POINT SHOOTING

Player made every shot from the field (min. 4): Jenny DeGraaf (4-4); vs. Albany, 11/16/14

Player made 5 three-pointers in a game:

Lindsey Spann (5); vs. Michigan, 1/17/16

Player made 6 three-pointers in a game:

Lindsey Spann (7); at Minnesota, 1/3/16

Player made 7 three-pointers in a game:

Lindsey Spann (7); at Minnesota, 1/3/16

Player made 8 three-pointers in a game:

Maggie Lucas (8); at Nebraska, 3/3/13

Player made 4 three-pointers in a half:

Lindsey Spann (4, 1st); at Northwestern, 2/17/16

Player made 5 three-pointers in a half:

Maggie Lucas (6, 2nd); vs. Michigan State, 3/9/13

Player made 6 three-pointers in a half:

Maggie Lucas (6, 2nd); vs. Michigan State, 3/9/13

Player attempted 10 three-pointers in a game:

Lindsey Spann (12); at Wisconsin, 1/10/16

PSU made 10 three-pointers:

11; at Minnesota, 1/3/16

PSU attempted 20 three-pointers:

20; at Illinois, 1/23/16

PSU did not make a three pointer:

at Maryland (0-5), 2/23/15

PSU shot 60% 3FG (min. 5 att.):

.636 (7-11); at Northwestern, 2/17/16

FREE THROW SHOOTING

Player made every shot from FT line (min. 10): Teniya Page (10-10); vs. Michigan, 1/17/16

PSU shot 90% (min. 10 att.):

.947 (18-19); vs. Purdue, 1/30/16

PSU shot below 50% (min. 10 att.):

.333 (4-12); at Maryland, 2/23/15

PSU made 30 free throws:

37; vs. St. Francis (Pa.), 11/8/13

PSU made fewer than five FTs:

1; at Wisconsin, 1/10/16

PSU attempted 40 free throws:

40; vs. USF, 12/21/14

PSU attempted fewer than five FTs:

4; at Wisconsin, 1/10/16

REBOUNDS

Player had 15 rebounds: Peyton Whitted (15); vs. Central Connecticut State, 11/22/15

Player had 20 rebounds:

Nikki Greene (20); at Cal State Northridge, 11/24/12

Two players w/ 10-plus rebounds:

See Below -->

Three players w/ 10-plus rebounds:

vs. Northwestern, 12/31/15
 Candice Agee (13), Peyton Whitted (13), Kaliyah Mitchell (11)

PSU had 60 rebounds:

62; vs. Northwestern, 12/31/15

PSU had 50 rebounds:

62; vs. Northwestern, 12/31/15

PSU had 20 or fewer rebounds:

20; vs. Michigan State, 1/19/03

PSU had 25 offensive rebounds:

29; vs. Ohio State, 2/20/12

PSU had 20 offensive rebounds:

20; at Wisconsin, 1/10/16

OPP had 20 or fewer rebounds:

20; at Indiana, 2/13/11

BLOCKED SHOTS

Player blocked 5 shots: Candice Agee (5); vs. Rider, 12/14/14

Player blocked 6 shots:

Talia East (7); vs. Purdue, 1/12/14

PSU blocked 10 shots:

14; vs. Purdue, 1/12/14

PSU blocked 0 shots:

vs. Maryland, 1/27/16

ASSISTS

Player had 10 assists: Dara Taylor (10); vs. Minnesota, 1/26/14

Player had 15 assists: Alex Bentley (15); vs. North Carolina, 11/30/11

Player had 10 assists/consecutive games: Helen Darling

at LaSalle, 12/8/99 (12); vs. Auburn, 12/11/99 (11); vs. Clemson, 12/19/99 (10)

PSU had 30 assists: 32; vs. St. Francis (Pa.), 12/2/99

PSU had fewer than 10 assists: 9; vs. Rutgers, 2/7/16

PSU had fewer than 5 assists: 4; at St. Bonaventure, 12/12/15

STEALS

Player had 7 steals: Kaliyah Mitchell (7); at Northwestern, 2/17/16

Player had 8 steals: Alex Bentley (8); vs. NJIT, 12/23/12

PSU had 20 steals: 21; vs. Bucknell, 12/28/10

TURNOVERS

PSU committed 20 or more: 24; at Northwestern, 2/17/16

PSU committed 30 or more: 38; vs. Rutgers, 1/10/15

PSU committed 20 or more and won: 24; at Northwestern, 2/17/16

PSU committed 10 or fewer: 6; at Nebraska, 2/2/16

PSU committed 10 or fewer in consecutive games: 9; vs. Minnesota, 1/22/04; 9; at Ohio State, 1/25/04

OPP committed 25 or more: 26; vs. Oregon State, 11/30/13

DOUBLE-DOUBLES

Points & rebounds: Peyton Whitted (14 p, 12 r); at Northwestern, 2/17/16

Points & rebounds/consecutive games: Peyton Whitted

at Tennessee, 11/18/15 (17 p, 16 r), vs. Central Connecticut State, 11/22/15 (15 p, 15 r)

Points & rebounds/3 consecutive games: Amanda Brown

at Northwestern, 2/11/07 (19 p, 17 r), vs. Minnesota, 2/15/07 (14 p, 10 r), at Iowa, 2/18/07 (14 p, 11 r)

Points & rebounds/4 consecutive games: Angie Potthoff

vs. Northwestern, 1/31/97; at Illinois, 2/2/97;

vs. Michigan, 2/7/97; vs. Indiana, 2/9/97; vs. Iowa, 2/16/97; vs. Michigan State, 2/21/97

Points & rebounds/5 consecutive games: Angie Potthoff

vs. Northwestern, 1/31/97; at Illinois, 2/2/97;

vs. Michigan, 2/7/97; vs. Indiana, 2/9/97; vs. Iowa, 2/16/97; vs. Michigan State, 2/21/97

Points & assists: Dara Taylor (15 p, 10 a); vs. Minnesota, 1/26/14

Points & assists/consecutive games: Helen Darling

at La Salle, 12/8/99 (12 p, 12 a), vs. Auburn, 12/11/99 (10 p, 11 a)

Two players had double-doubles: vs. Northwestern, 1/25/15

Kaliyah Mitchell (10 p, 15 r), Alex Harris (11 p, 10 r)

Three players had double-doubles: vs. Ohio State, 2/20/12

Nikki Greene (25 p, 15 r), Mia Nickson (18 p, 15 r), Maggie Lucas (12 p, 10 r)

15 points & 15 rebounds: Peyton Whitted (17 p, 16 r); at Tennessee, 11/18/15

20 points and 10 rebounds: Peyton Whitted (22 p, 11 r); vs. Holy Cross, 11/13/15

MARGIN OF VICTORY

PSU won by 20-30 points: vs. Central Connecticut State (26), 11/22/15

PSU won by 20-30 points in a Big Ten game: at Ohio State (20), 2/9/14

PSU won consecutive Big Ten games by 20+ pts.: vs. Wisconsin (44), 1/17/13; vs. Nebraska (22), 1/13/13; at Michigan St. (21), 1/6/13

PSU won by 31-40 points: vs. Rider (34), 12/14/14

PSU won by 41-50 points: vs. Bucknell (43), 11/20/13

PSU won by 51+ points: vs. Fairleigh Dickinson (57), 12/2/12

PSU lost by 20-30 points: vs. Maryland (36), 1/27/16

PSU lost by 20-30 points in a Big Ten game: vs. Maryland (36), 1/27/16

PSU lost by 31+ points: vs. Maryland (36), 1/27/16

MISCELLANEOUS

Led PSU in points/rebounds/assists: Teniya Page (26 pts., 8 rebs., 6 assts.), 11/27/15

Hit game-winning shot w/ less than 10 seconds: Julia Trogele; at Illinois, 1/27/11

Layup w/ :09.1 remaining

Player played every minute: Teniya Page (40); at Michigan State, 2/11/16

Player played more than 40 min.: T. Page (50), L. Spann (45), K. Mitchell (45); vs. Purdue, 1/30/16

Committed 10 or fewer fouls: vs. Fordham (8), 11/15/15

Committed 30 or more fouls: at USF (30), 12/6/15

PSU rallied from a 10-pt. deficit to win: at Michigan State, 2/11/16

Down 14 at 7:25 in 3rd quarter -- won 65-61

at Cal State Northridge, 11/24/12

Down 17 at 5:52 in 1st half -- won 85-73

1/16/14-2/2/14 (Six Games)

PSU had a 5-game winning streak: 12/9/12 - 1/27/13 (11 Games)

PSU had a 10-game winning streak: 1/3/16 - 1/17/16 (Five Games)

PSU had a 5-game losing streak: 1/4-10; 2012-13 season

PSU went undefeated at home: Purdue, 2/29/04

PSU sold out the BJC:

OVERTIME

PSU played an OT game: vs. Purdue (L, 78-88, 20T), 1/30/16

PSU won an OT game: vs. Holy Cross (W, 86-82), 11/13/15

PSU lost an OT game: vs. Purdue (L, 78-88, 20T), 1/30/16

PSU played two or more OT games in a season: 2015-16 season (0-2)

PSU won two or more OT games in a season: 2010-11 season (2-1)

RANKINGS

Played the No. 1 team in the AP poll: vs. Connecticut (



HC

COQUESE WASHINGTON

Head Coach • Ninth Season
Notre Dame '92 • Flint, Mich.



Coquese Washington enters her ninth season at the helm of the Penn State women's basketball program. She was introduced as the fifth head coach in the history of the program on April 23, 2007 and is the first female African-American head coach in Penn State history.

The recruiting trail was once again fruitful for the Lady Lions, as Washington and her staff inked its fourth top-25 class and third top-15 class since arriving in Happy Valley. The class featured a pair of five-star guards and two highly recruited post players, earning the No. 15 ranking from ESPN.com/HoopGurlz. The crop of newcomers also got a boost from Connecticut transfer Brianna Banks, who sat out 2014-15 due to NCAA transfer rules.

The 2014-15 season saw the emergence of a pair of first-year players for Penn State, guards Lindsey Spann and honorable-mention All-Big Ten guard Sierra Moore. Spann, who missed 2013-14 due to injury, stepped right into a starting role and responded with double-figure scoring games in each of her first eight career contests, a feat not accomplished by Penn State's top two career scoring leaders, Kelly Mazzante and Maggie Lucas. She ended the season ranked No. 7 on the Penn State freshmen scoring list, with her 37 made three-pointers ranking No. 6 all-time on the freshmen charts. Moore enjoyed success in her first season in the blue and white, starting all 30 games and averaging a team-best 34 minutes per game. Moore ranked among the team leaders in nearly every category, averaging 12.1 points, 5.1 rebounds, 3.8 assists, 1.2 steals and 0.5 blocks per game.

Washington led the 2013-14 Lady Lion squad to a feat that no other Penn State team has accomplished, winning three consecutive conference regular-season titles with a 13-3 record in Big Ten action. Led by the play of a strong senior class, the Lady Lions advanced to the NCAA Sweet Sixteen for the second time in three years. The graduating class of Maggie Lucas, Ariel Edwards, Dara Taylor and Talia East produced 101 wins, which is the second-highest total by a Lady Lion class. The Lady Lions finished the season 13th in the Associated Press poll and 14th in the USA Today Sports Coaches' Poll.

Along the way to collecting her second Big Ten Player of the Year award, Lucas finished second in school history and fourth in Big Ten history in scoring (2,510) and broke the Penn State and Big Ten records for career three-pointers made (365) and career free throw percentage (.907). She was selected in the second round of the 2014 WNBA Draft by the Phoenix Mercury. Edwards became the 36th member of the 1,000-point club en route to collecting All-Big Ten first team accolades. She finished seventh in the Big Ten in scoring (15.7) and was 11th in free throw percentage (.814). Edwards signed a free agent contract with the WNBA's Tulsa Shock. Taylor also had a stellar senior campaign and collected the Big Ten Defensive Player of the Year award after leading the conference in steals. East also earned postseason honors as she was named All-Big Ten honorable mention. In addition, Washington was honored with her third consecutive Big Ten Coach of the Year honor.

The Lady Lions continued their run in the national spotlight in 2012-13 as they collected their second-straight Big Ten regular-season title and seventh overall with a 26-6 overall record and 14-2 mark in conference play. In each of Washington's first six years, Penn State improved its Big Ten win total. The Lady Lions posted their third consecutive 25-win season, joining the 1993-94, 1994-95 and 1995-96 squads as the only teams in program history to accomplish the feat. Penn State also advanced to the second round of the NCAA Tournament with a win over Cal Poly. The Lady Lions were consistently ranked in the Top 10 for most of the season and finished eighth in the Associated Press Top 25 and 12th in the USA Today Sports Coaches' Poll.

With another stellar campaign, the accolades

continued to roll in for the Lady Lions. Washington was selected as the Big Ten Coach of the Year by the media for the second-straight season and became just the fifth mentor in Big Ten history to win back-to-back Coach of the Year accolades. She was also the WBCA Region 6 Coach of the Year and a finalist for WBCA National Coach of the Year for the second-straight season.

The awards also piled up for Penn State's dynamic backcourt of Lucas and Alex Bentley. Lucas was selected as the Big Ten Player of the Year, was a Wade Trophy Finalist and was an All-America choice by four outlets, including the WBCA (honorable mention), Associated Press (second team), USBWA (first team) and Full Court (second team). She is just the third Lady Lion in program history to win Big Ten Player of the Year honors, joining Helen Darling and Kelly Mazzante. Bentley earned her third-straight first team All-Big Ten award and honorable mention All-America bids from the WBCA and Associated Press. She was also selected as the 2013 recipient of the Frances Pomeroy Naismith Award, which is presented to the nation's outstanding female collegian 5-8 and under. Bentley was the third Lady Lion to win the honor, joining Darling and Suzie McConnell. Nikki Greene also capped a stellar career for the Lady Lions with third team All-Big Ten accolades. She also became the first player in school history to accumulate 1,000 points, 900 rebounds and 200 blocks.

Both Bentley and Greene heard their names called on WNBA Draft night. Bentley was selected with the 13th overall pick by the Atlanta Dream to become the highest draft pick for the Lady Lions since Tanisha Wright (12th) in 2005. Greene was the 26th overall selection by the Phoenix Mercury to give Penn State two draft picks for the first time since 2004 (Mazzante, Jess Brungo).

With five graduating seniors in 2012-13, Penn State was stout on the recruiting trail, bringing in a seven-member class that was ranked 14th by ESPN/HoopGurlz. The Lady Lions also added transfer Moore from Duke to complete the eight-player class. The addition of Moore gave the Lady Lions four McDonald's All-Americans on the roster heading into the 2013-14 campaign, with Taylor (2009), Lucas (2010) and Candice Agee (2012).

Washington returned the Lady Lions to Big Ten prominence in her fifth season as she guided Penn State to the Big Ten regular-season title with a 13-3 record in conference play. Additionally, the Lady Lions advanced to the NCAA Tournament Sweet Sixteen with wins over UTEP and LSU en route to a 26-7 overall record. The Lady Lions posted back-to-back 20-win seasons for the first time since 2002-03 and 2003-04. It was also the first Big Ten crown and Sweet Sixteen berth for the Lady Lions since 2003-04. The Lady Lions were ranked throughout the season and finished ninth in the ESPN/USA Today Coaches' Poll and 11th in the Associated Press Top 25.

For her efforts in rebuilding the Penn State program, Washington was honored as the Big Ten Coach of the Year and the WBCA Region 6 Coach of the Year, making her a finalist for WBCA National Coach of the Year. The accolades were not just limited to Washington; all five Lady Lion starters earned All-Big Ten recognition, including first team bids for Bentley and Lucas. Both Bentley and Lucas also garnered honorable mention All-America honors from the WBCA and Associated Press, respectively. Bentley became the 33rd player in school history to reach the 1,000-point plateau and just the 15th junior to reach the milestone. Lucas also joined the 1,000-point club in 2011-12, becoming just the third sophomore in program history to accomplish the feat.

On the recruiting trail, the Lady Lions' 2012 class earned a Top-20 class from Dan Olson's Collegiate Girls Basketball Report. The class included transfer Taylor, who sat out the 2011-12 season due to NCAA transfer rules, and McDonald's High School All-American Agee from

WASHINGTON'S RESUME

COACHING RESUME

- 2007-pres. - Head Coach, Penn State University
- 2015-pres. - President, WBCA Executive Committee
- 2013-15 - VP/President-Elect, WBCA Executive Committee
- 2013 - Assistant Coach, USA Basketball World University Games
- 2012-15 - Kay Yow Cancer Fund Board of Directors
- 2011-15 - NCAA Women's Basketball Issues Committee
- 2010-13 - Treasurer, WBCA Executive Committee
- 2008-pres. - WBCA Board of Directors
- 2009-12 - USA Basketball Women's Junior National Committee
- 2005-07 - Associate Head Coach, University of Notre Dame
- 1999-05 - Assistant Coach, University of Notre Dame

PLAYING EXPERIENCE

- 2002-03 - WNBA's Indiana Fever
- 2000-02 - WNBA's Houston Comets
- 1998-99 - WNBA's New York Liberty
- 1997-98 - ABL's Portland Power
- 1989-93 - University of Notre Dame

EDUCATION

Notre Dame '92, B.A. History
Notre Dame Law School '97, Juris Doctorate

AWARDS

- » 2012, 2013, 2014 Big Ten Coach of the Year
- » 2012, 2013 WBCA Region 6 Coach of the Year
- » 2012, 2013 WBCA National Coach of the Year Finalist
- » 2011, 2013 BCA Female Coach of the Year
- » 2009 Greater Flint Hall of Fame Inductee
- » 2008 WBCA "Rising Star" Award Winner

NOTABLE

- » Helped guide Notre Dame to the 2001 NCAA Championship.
- » Notre Dame had four Sweet Sixteen appearances and eight NCAA Tournament berths during Washington's tenure.
- » Point guard for the 2000 WNBA Champion Houston Comets.
- » Founding President, WNBA Players Association, 1999-01.
- » Actively negotiated collective bargaining agreements for the WNBA, establishing two deals.
- » Two-time team captain as a player at Notre Dame.

FAMILY

Husband: Raynell Brown
Children: Quenton (10), Rhaiyna (6)

WASHINGTON'S YEAR-BY-YEAR

Year	Overall	B1G	Finish	Postseason
2007-08	13-18	4-14	10th	--
2008-09	11-18	6-12	T7th	--
2009-10	17-14	8-10	T6th	WNIT First Round
2010-11	25-10	11-5	2nd	NCAA Second Round
2011-12	26-7	13-3	1st	NCAA Sweet Sixteen
2012-13	26-6	14-2	1st	NCAA Second Round
2013-14	24-8	13-3	T1st	NCAA Sweet Sixteen
2014-15	6-24	3-15	T13th	--
2015-16	10-16	5-10	--	--
Total	158-121	77-74	--	4 - NCAA; 1 - WNIT





WASHINGTON VERSUS...

Albany	0-1
Alcorn State	1-0
Arizona	1-0
Army	1-0
Boston College	0-1
Bucknell	6-0
Buffalo	1-0
BYU	0-1
Cal Poly	1-0
Cal State Northridge	1-1
Central Connecticut State	1-0
Charlotte	1-0
Connecticut	0-4
Coppin State	1-0
Dayton	2-1
Delaware	1-1
DePaul	0-1
Detroit	1-0
Drexel	2-1
Duke	1-0
Fairleigh Dickinson	1-0
Florida	1-0
Fordham	2-0
Florida State	0-1
Georgetown	3-0
Georgia Tech	0-1
Green Bay	0-1
Hartford	2-1
Hofstra	0-1
Holy Cross	2-0
Howard	1-0
Illinois	11-4
Illinois State	1-0
Indiana	8-5
Iowa	8-7
Iowa State	1-0
Lafayette	1-0
Liberty	0-1
LSU	1-1
Maine	1-0
Maryland	0-3
Maryland Eastern Shore	1-0
Miami (Fla.)	0-1
Michigan	10-5
Michigan State	6-10
Middle Tennessee	1-0
Minnesota	7-10
Mississippi	1-0
Monmouth	1-0
Nebraska	3-5
Nevada	1-0
NJIT	2-0
North Carolina	1-0
Notre Dame	0-1
Northwestern	12-1
Oakland	2-0
Ohio State	6-10
Old Dominion	0-1
Oregon State	1-0
Pittsburgh	2-1
Prairie View A&M	1-0
Purdue	5-10
Rider	2-0
Rutgers	0-3
Sacred Heart	1-0
Samford	0-1
Seton Hall	0-1
St. Bonaventure	0-2
St. Francis (Pa.)	1-0
South Carolina	4-1
South Dakota St.	1-1
Stanford	0-1
Stony Brook	1-0
Syracuse	0-2
Tennessee	0-1
Texas A&M	2-1
Towson	1-0
UTEP	1-0
Texas Tech	1-1
USF	0-2
Utah	1-0
Virginia Tech	2-1
Wagner	2-0
Washington State	1-0
Wichita State	1-0
Wisconsin	6-9
Xavier	0-1
Youngstown State	1-0

California. Additionally, Agee earned a gold medal with the USA Basketball U18 National Team Trials at the 2012 FIBA Americas Championship in August.

The Lady Lions returned to the national stage in Washington's fourth year with a second-place finish in the Big Ten regular season standings, a runner-up finish in the Big Ten Tournament and a berth in the NCAA Tournament. Penn State tallied its 23rd 20-win season with a 25-10 overall record and an 11-5 mark in conference play. The Lady Lions worked their way back to the "Big Dance" for the first time since 2004-05 and advanced to the second round for the first time in seven years with a win over Dayton in the first round in front of a raucous Bryce Jordan Center crowd.

Penn State was a dominating force from the perimeter as the Lady Lions tied the school record with 228 three-pointers and led NCAA Division I from deep with a .415 three-point field goal percentage. Pacing the Lady Lions from downtown was Lucas, who broke the Big Ten three-pointers record with 112 triples to go along with a .426 shooting percentage. For her efforts, Lucas was selected as the Big Ten Freshman of the Year and Big Ten Sixth Player of the Year while breaking the Penn State freshman season scoring record (552 pts.). Additionally with Washington's guidance, Bentley became the 11th different player in school history to take home first team All-Big Ten accolades after finishing second in the conference in assists. After outstanding seasons, both Lucas and Bentley were invited to the USA Basketball World University Games Trials.

Washington was also instrumental in the development of Greene, who earned a spot on the Big Ten All-Defensive team and All-Big Ten honorable mention accolades after recording 75 blocks on the year. Julia Trogele also claimed All-Big Ten honorable mention honors to close out her career.

Washington's third season saw the Lady Lions return to the postseason for the first time since 2004-05 with a WNIT berth. The Lions earned their most overall wins (17) and conference wins (8) since the 2004-05 campaign en route to a sixth-place finish in the Big Ten. Penn State picked up a pair of wins over ranked opponents in #15/15 Pittsburgh and #20/23 Michigan State.

Washington led Tyra Grant to back-to-back first team All-Big Ten honors and Associated Press Honorable Mention All-America accolades in her senior season. Grant capped off her career by being selected by the Phoenix Mercury in the second round of the WNBA Draft. The four-time all-conference pick left Penn State third in school history in scoring with 2,044 points. Washington also guided Bentley to third team All-Big Ten honors, as well as a unanimous selection to the Big Ten All-Freshman team.

That year, Washington and the Lady Lions garnered one of the top recruiting classes in the country, finishing 22nd on the ESPN/HoopGurlz recruiting chart. The class included just the second McDonald's High School All-American in Penn State history in Lucas, WBCA High School All-American Ariel Edwards and All-State selection Talia East.

In Washington's second season, the Lady Lions moved up three positions in the Big Ten standings, finishing in a tie for seventh place. Under Washington's guidance in 2008-09, Grant became the 10th different player in school history to earn first team All-Big Ten honors. Grant was also a semifinalist for the Naismith Player of the Year award. Additionally, Brienne O'Rourke closed out her career with All-Big Ten honorable mention accolades and left Penn State as one of just six players in school history with 1,000 points and 500 assists.

Washington's second recruiting class was rated in the Top 20 by many publications, peaking at No. 10 by "Blue Star Basketball." The four-player class featured a pair of All-Americans in Greene and Bentley, as well as All-State performers Gizelle Studevent and Marisa Wolfe.

In May 2009, Washington's protégés Grant and Greene were invited to the USA Basketball Trials for the World University Games and U19 World Championships, respectively.

The Coquese Washington era started in style as the Lady Lions won their first three games of the season, including a win over #20/21 Pittsburgh, to claim the WBCA Classic title. Just three weeks later, Washington guided the Lady Lions to their first ever win over perennial contender and 10th-ranked Duke in the inaugural Big Ten/ACC Challenge, a game that was televised on ESPN2. The

Lady Lions also appeared on CBS, earning a road win over Michigan State to kickoff the New Year. Washington was also instrumental in helping Kam Gissendanner sign a free agent contract with the WNBA's Los Angeles Sparks.

Washington came to Happy Valley after eight seasons as an associate head coach and assistant coach under Muffet McGraw at Notre Dame, her alma mater. During Washington's eight years on the bench, Notre Dame amassed a 188-69 record with eight NCAA Tournament appearances, including four Sweet Sixteen runs and a National Championship in 2001.

One of the top recruiters in the country, Washington was instrumental in helping the Irish to secure eight consecutive Top 25 recruiting classes, according to "Blue Star Index," a feat only accomplished by two other programs in the country (Connecticut and Tennessee).

During her tenure at Notre Dame, Washington coached five All-Americans and had seven players that were drafted into the WNBA. Washington, in her role as the guards coach, was directly responsible for developing three All-Americans and two Frances Naismith Pomeroy Award winners for the nation's top player 5-8 or under, including Niele Ivey and Megan Duffy. Washington also directed Alicia Ratay, who is the NCAA's career three-point field goal percentage leader.

Washington was a four-year starting point guard for Notre Dame under McGraw and was the team captain on Notre Dame's first-ever NCAA Tournament team. She was a two-time All-Midwestern Collegiate Conference (MCC) selection and led Notre Dame to three MCC Tournament titles. Washington led the team in steals in each of her four seasons and was tops on the squad in assists three times. Washington is first on UND's all-time steals per game list (2.7), third in career steals (307), sixth in assists (554).

The epitome of a student-athlete, Washington graduated from Notre Dame in 1992, a full year ahead of schedule, with a bachelor's degree in history. She went on to attain "Double Domer" status in 1997 after earning her Juris Doctorate from the Notre Dame Law School.

Washington juggled finishing her law degree with the start of her professional basketball career. She returned to the hardwood as a professional in 1997-98, playing for the ABL's Portland Power before spending a two-year stint with the WNBA's New York Liberty (1998-99). Washington moved to Houston for the 2000 season, where she played an instrumental role in leading the Comets to the WNBA title. She had a solid season in 2001 with the Comets and Hall of Fame coach Van Chancellor, finishing ninth in the WNBA in assists and fourth in steals as Houston earned its fifth consecutive playoff berth. Washington started the 2002 campaign with Houston before being traded to the Indiana Fever at the midway point of the season. Washington guided the Fever to their first-ever playoff berth and became the first player in WNBA history to lead three different teams to the postseason. She finished her professional career in 2003 as a member of the Fever.

Utilizing her law degree, Washington was a central figure in helping create the WNBA Players Association (WNBPA), serving as the founding president of the WNBPA from 1999 until 2001. She also served as the Executive Vice President of the WNBPA from 2001 until her retirement in 2003. Washington led negotiations for the association's first collective bargaining agreement as the association's president, and as the executive vice president was a mainstay in the negotiations for the league's second collective bargaining agreement, which brought about the first free agency system in women's professional sports.

In addition to assisting with the efforts of the Pink Zone at Penn State to raise money and awareness for breast cancer, Washington created Coquese's Drive for the Women's Resource Center. Coquese's Drive for the Women's Resource Center has raised more than \$135,000 for the Centre County Women's Resource Center to aid in the fight against domestic violence in its history.

Washington is currently serving as the President of the WBCA Board of Directors/29-member panel, after stints as the Vice President/President-Elect of the Executive

A standout at Central High School in Flint, Mich., Washington was inducted into the Greater Flint Area Sports Hall of Fame in December 2009.

A native of Flint, Mich., Washington and her husband, Raynell Brown, have a son, Quenton (10), and a daughter, Rhaiyna (6). They reside in Port Matilda, Pa.





SEASON STATISTICS

RECORD:	OVERALL	HOME	AWAY	NEUTRAL
OVERALL	10-16	6-8	4-7	0-1
BIG TEN	5-10	1-7	4-3	--
NON-CONFERENCE	5-6	5-1	0-4	0-1

##	Player	GP-GS	MPG	FG-A	Pct	3FG-A	Pct	FT-A	Pct	Rebounds		PF-FO	A	TO	Blk	Stl	Pts	Avg
										O-D-T	Avg							
11	Page, Teniya	26-26	37.5	141-341	.413	31-73	.425	87-116	.750	29-74-103	4.0	54-0	104	70	4	35	400	15.4
03	Banks, Brianna	24-23	29.4	122-324	.377	22-73	.301	61-77	.792	12-62-74	3.1	71-3	55	58	13	37	327	13.6
12	Spann, Lindsey	26-21	32.3	119-320	.372	54-153	.353	48-55	.873	21-63-84	3.2	52-1	70	51	2	35	340	13.1
15	Mitchell, Kaliyah	26-24	30.2	87-198	.439	13-38	.342	68-80	.850	38-97-135	5.2	84-5	26	51	8	38	255	9.8
25	Whitted, Peyton	26-25	30.3	100-214	.467	2-14	.143	34-48	.708	70-143-213	8.2	83-5	34	57	13	33	236	9.1
01	Agee, Candice	26-5	16.2	66-133	.496	0-0	.000	32-53	.604	33-68-101	3.9	64-3	16	42	27	16	164	6.3
02	Carter, Amari	1-0	5.0	1-2	.500	1-2	.500	0-0	.000	1-0-1	1.0	0-0	0	0	0	0	3	3.0
10	Sevillian, Keke	10-1	21.2	10-31	.323	3-16	.188	1-4	.250	5-8-13	1.3	24-0	9	11	1	20	24	2.4
24	Thomas, Ashanti	26-5	12.3	17-42	.405	0-0	.000	13-38	.342	26-46-72	2.8	56-3	7	29	13	3	47	1.8
23	Williams, Jaylen	24-0	7.3	8-18	.444	0-0	.000	8-16	.500	20-22-42	1.8	35-1	0	11	8	4	24	1.0
34	McMurtry, Sarah	6-0	1.3	1-1	1.000	1-1	1.000	0-0	.000	0-0-0	0.0	0-0	0	1	0	0	3	0.5
22	Knizner, Leah	16-0	2.8	2-5	.400	2-3	.667	0-0	.000	1-4-5	0.3	6-0	0	3	0	0	6	0.4
TEAM										59-54-113	4.3	7						
PENN STATE		26		674-1629	.414	129-373	.346	352-487	.723	315-641-956	36.8	529-21	321	391	89	221	1829	70.3
OPPONENTS		26		670-1578	.425	179-516	.347	371-499	.743	323-698-1021	39.3	489-15	432	435	88	188	1890	72.7

SCORE BY QUARTER:	1st	2nd	3rd	4th	OT	2OT	Total	DEADBALL REBOUNDS:	OFF	DEF	TOTAL
Penn State	385	440	490	487	22	5	1829	Penn State	70	3	73
Opponents	464	418	478	497	18	15	1890	Opponents	69	7	76

BIG STATISTICS

##	Player	GP-GS	MPG	FG-A	Pct	3FG-A	Pct	FT-A	Pct	Rebounds		PF-FO	A	TO	Blk	Stl	Pts	Avg
										O-D-T	Avg							
11	Page, Teniya	15-15	38.7	84-206	.408	24-51	.471	58-72	.806	13-34-47	3.1	29-0	56	48	3	16	250	16.7
03	Banks, Brianna	15-15	32.5	78-230	.339	13-50	.260	48-61	.787	9-39-48	3.2	50-2	36	36	10	23	217	14.5
12	Spann, Lindsey	15-15	34.2	77-198	.389	37-94	.394	15-17	.882	16-41-57	3.8	30-0	41	29	1	16	206	13.7
15	Mitchell, Kaliyah	15-13	30.7	46-106	.434	7-16	.438	35-44	.795	24-56-80	5.3	48-1	14	24	3	27	134	8.9
25	Whitted, Peyton	15-14	30.1	51-107	.477	1-3	.333	18-22	.818	35-80-115	7.7	51-4	13	29	8	21	121	8.1
01	Agee, Candice	15-0	14.5	38-71	.535	0-0	.000	8-17	.471	21-34-55	3.7	32-1	9	21	7	8	84	5.6
24	Thomas, Ashanti	15-3	12.3	9-19	.474	0-0	.000	8-21	.381	16-30-46	3.1	31-1	4	13	8	1	26	1.7
23	Williams, Jaylen	15-0	7.7	6-16	.375	0-0	.000	3-8	.375	18-17-35	2.3	23-1	0	9	7	3	15	1.0
34	McMurtry, Sarah	3-0	1.0	1-1	1.000	1-1	1.000	0-0	.000	0-0-0	0.0	0-0	0	0	0	0	3	1.0
22	Knizner, Leah	12-0	2.9	0-2	.000	0-1	.000	0-0	.000	1-4-5	0.4	4-0	0	2	0	0	0	0.0
TEAM										33-32-65	4.3	5						
PENN STATE		15		390-956	.408	83-216	.384	193-262	.737	186-367-553	36.9	298-10	173	216	47	115	1056	70.4
OPPONENTS		15		413-945	.437	111-310	.358	215-286	.752	196-406-602	40.1	260-10	277	229	56	108	1152	76.8

SCORE BY QUARTER:	1st	2nd	3rd	4th	OT	2OT	Total	DEADBALL REBOUNDS:	OFF	DEF	TOTAL
Penn State	230	251	266	296	8	5	1056	Penn State	37	1	38
Opponents	273	254	309	293	8	15	1152	Opponents	39	6	45

IN THE RANKINGS

	NCAA	B1G	Total		Player	NCAA	B1G	Total
Scoring Offense	69	10	70.3	Assist Turnover Ratio	Teniya Page	150	15	1.49
Scoring Defense	320	12	72.7	Assists (143 ranked)	Teniya Page	101	9	104
Scoring Margin	221	13	-2.3	Assists Per Game (250 ranked)	Teniya Page	116	9	4.0
FG %	101	11	41.4	FG Attempts	Teniya Page	125	16	341
FG % Defense	297	12	42.5	FG Made	Teniya Page	148	22	141
FT %	78	8	72.3	FG %	Teniya Page	199	23	.413
FT Attempts	68	4	487	FT Attempts	Teniya Page	119	9	116
FT Made	55	5	352	FT Made	Teniya Page	107	9	87
3pt FG %	46	7	34.6	FT %	Kaliyah Mitchell	38	3	.850
3pt FG % Defense	318	12	34.7		Brianna Banks	131	10	.792
3pt FG Made Per Game	213	12	5.0		Teniya Page	208	15	.750
Rebounds Per Game	222	10	36.7	Minutes	Teniya Page	9	5	975:00
Rebound Margin	246	11	-2.5	Minutes Per Game	Teniya Page	12	1	37.50
Assist Turnover Ratio	157	14	0.82	Points	Teniya Page	122	18	400
Assists Per Game	213	14	12.3	Points Per Game	Teniya Page	146	18	15.4
Steals Per Game	115	3	8.5	Rebounds	Peyton Whitted	92	7	213
Turnover Margin	106	5	1.69	Rebounds Per Game	Peyton Whitted	127	8	8.2
Turnovers Per Game	98	9	15.0	3pt FG Attempted	Lindsey Spann	129	11	153
Blocks Per Game	160	12	3.4	3pt FG Made	Lindsey Spann	118	11	54
Fouls Per Game	303	13	20.3	3pt FG Made Per Game	Lindsey Spann	149	10	2.08
				3pt FG %	Lindsey Spann	112	10	.353





RESULTS & LEADERS

DATE	OPPONENT	W/L	SCORE	ATTEND	LEADING SCORER	TOP REBOUNDER	ASSISTS LEADERS
11/13/15	HOLY CROSS	Wot	86-82	2,941	(22) Whitted, Peyton	(11) Whitted, Peyton	(7) Page, Teniya
11/15/15	FORDHAM	W	75-59	3,024	(22) Banks, Brianna	(11) Whitted, Peyton	(7) Whitted, Peyton
11/18/15	at No. 4/5 Tennessee	L	66-74	8,858	(17) Whitted, Peyton	(16) Whitted, Peyton	(5) Page & Spann
11/22/15	CENTRAL CONNECTICUT STATE	W	73-47	2,856	(15) Whitted, Peyton	(15) Whitted, Peyton	(4) Page, Teniya
11/27/15	at Cal State Northridge ¹	L	73-81	586	(26) Page, Teniya	(8) Page, Teniya	(6) Page, Teniya
11/28/15	vs BYU ¹	L	51-63	498	(15) Whitted, Peyton	(8) Page & Whitted	(4) Page, Teniya
12/03/15	VIRGINIA TECH ²	L	59-64	2,897	(20) Spann, Lindsey	(7) Page, Teniya	(4) Page, Teniya
12/06/15	at No. 23/24 USF	L	79-101	1,908	(18) Mitchell, Kaliyah	(7) Whitted, Peyton	(6) Banks, Brianna
12/08/15	YOUNGSTOWN STATE	W	68-51	2,627	(16) Mitchell, Kaliyah	(12) Mitchell, Kaliyah	(4) Banks & Page
12/12/15	at St. Bonaventure	L	60-70	884	(26) Banks, Brianna	(6) Page, Teniya	(2) Spann, Lindsey
12/20/15	SACRED HEART	W	83-46	3,081	(23) Spann, Lindsey	(12) Whitted, Peyton	(7) Page, Teniya
12/31/15	No. 14/15 NORTHWESTERN *	W	79-72	2,956	(27) Page, Teniya	(13) Agee & Whitted	(2) Banks, Brianna
01/03/16	at Minnesota *	L	85-98	3,792	(30) Spann, Lindsey	(7) Three Players Tied	(4) Mitchell, Kaliyah
01/07/16	No. 22/23 MICHIGAN STATE *	L	51-77	2,885	(16) Page, Teniya	(7) Thomas, Ashanti	(3) Mitchell, Kaliyah
01/10/15	at Wisconsin *	L	62-82	3,470	(21) Spann, Lindsey	(9) Agee, Candice	(3) Page & Spann
01/13/16	NEBRASKA *	L	83-78	2,745	(19) Page, Teniya	(9) Whitted, Peyton	(5) Spann, Lindsey
01/17/16	MICHIGAN *	L	87-91	9,124	(31) Page, Teniya	(5) Banks, Brianna	(5) Banks, Brianna
01/20/16	at Iowa *	W	82-69	3,873	(16) Banks & Page	(10) Whitted, Peyton	(8) Spann, Lindsey
01/23/16	at Illinois *	W	65-56	3,776	(27) Page, Teniya	(8) Mitchell, Kaliyah	(3) Spann, Lindsey
01/27/16	No. 5/5 MARYLAND *	L	53-89	3,052	(14) Spann, Lindsey	(10) Whitted, Peyton	(4) Page, Teniya
01/30/16	PURDUE *	L 2ot	78-88	3,769	(22) Banks, Brianna	(11) Mitchell, Kaliyah	(5) Page, Teniya
02/02/16	at Nebraska*	L	69-87	4,486	(16) Mitchell, Kaliyah	(12) Whitted, Peyton	(7) Page, Teniya
02/07/16	RUTGERS *	L	62-74	3,677	(18) Page, Teniya	(9) Spann, Lindsey	(4) Page, Teniya
02/11/16	at No. 15/17 Michigan State *	W	65-61	5,588	(20) Page, Teniya	(7) Spann & Whitted	(4) Page & Spann
02/14/16	No. 6/7 OHIO STATE *	L	63-77	4,134	(21) Spann, Lindsey	(8) Whitted, Peyton	(5) Page, Teniya
02/17/16	at Northwestern *	W	73-54	796	(18) Spann, Lindsey	(12) Whitted, Peyton	(8) Page, Teniya
02/20/16	at Michigan *						
02/24/16	IOWA *						
02/27/16	at Indiana *						

ALL CAPS indicates home game

* - Big Ten Conference game

¹ - Radisson Chatsworth Thanksgiving Classic (Northridge, Calif.)

² - B1G/ACC Challenge (University Park, Pa.)

³ - Big Ten Tournament (Bankers Life Fieldhouse; Indianapolis)

TEAM STATISTICS

	PSU	OPP
SCORING	1829	1890
Points per game	70.3	72.7
Scoring margin	-2.3	-
FIELD GOALS-ATT	674-1629	670-1578
Field goal pct	.414	.425
3 POINT FG-ATT	129-373	179-516
3-point FG pct	.346	.347
3-pt FG made per game	5.0	6.9
FREE THROWS-ATT	352-487	371-499
Free throw pct	.723	.743
F-Throws made per game	13.5	14.3
REBOUNDS	956	1021
Rebounds per game	36.8	39.3
Rebounding margin	-2.5	-
ASSISTS	321	432
Assists per game	12.3	16.6
TURNOVERS	391	435
Turnovers per game	15.0	16.7
Turnover margin	+1.7	-
Assist/turnover ratio	0.8	1.0

STEALS	221	188
Steals per game	8.5	7.2
BLOCKS	89	88
Blocks per game	3.4	3.4
WINNING STREAK	1	-
Home win streak	0	-
ATTENDANCE	49768	38515
Home games-Avg/Game	14-3555	11-3456
Neutral site-Avg/Game	-	1-498





PENN STATE GAME BY GAME

Opponent (Date)	W/L	FG-A	Pct	3FG-A	Pct	FT-A	Pct	Rebounds		PF	A	TO	Blk	Stl	Pts	Avg
								O-D-T	Avg							
HOLY CROSS (11/13)	W, 86-82 (OT)	31-71	.437	4-21	.190	20-36	.556	19-26-45	45.0	20	18	20	4	13	86	86.0
FORDHAM (11/15)	W, 75-59	29-69	.420	4-14	.286	13-21	.619	14-27-41	43.0	18	19	8	4	10	75	80.5
at Tennessee (11/18)	L, 66-74	27-62	.435	5-18	.278	7-13	.538	7-28-35	40.3	24	13	17	4	11	66	75.7
CENTRAL CONN. STATE (11/22)	W, 73-47	26-49	.531	5-10	.500	16-22	.727	11-29-40	40.2	15	12	24	5	10	73	75.0
at Cal State Northridge (11/27)	L, 73-81	27-57	.474	4-12	.333	15-20	.750	14-20-34	39.0	22	13	22	6	11	73	74.6
vs. BYU (11/28)	L, 51-63	17-53	.321	2-11	.182	15-22	.682	12-20-32	37.8	32	10	14	2	7	51	70.7
VIRGINIA TECH (12/3)	L, 59-64	21-56	.375	4-14	.286	13-17	.765	9-23-32	37.0	20	12	22	3	9	59	69.0
at USF (12/6)	L, 79-101	28-60	.467	6-16	.375	17-19	.895	7-16-23	35.2	30	13	16	3	7	79	70.2
YOUNGSTOWN STATE (12/8)	W, 68-51	28-68	.412	4-15	.267	8-13	.615	13-29-42	36.0	15	17	11	2	7	68	70.0
at St. Bonaventure (12/12)	L, 60-70	20-60	.333	4-14	.286	16-20	.800	10-26-36	36.0	17	4	13	2	9	60	69.0
SACRED HEART (12/20)	W, 83-46	30-68	.441	4-12	.333	19-22	.864	13-30-43	36.6	18	17	8	7	12	83	70.3
NORTHWESTERN (12/31)	W, 79-72	28-70	.400	4-14	.286	19-31	.613	20-42-62	38.8	21	7	16	1	6	79	71.0
at Minnesota (1/3)	L, 85-98	30-76	.395	11-25	.440	14-19	.737	18-21-39	38.8	29	15	10	4	4	85	72.1
MICHIGAN STATE (1/7)	L, 55-71	20-61	.328	3-8	.375	12-22	.545	12-23-35	38.5	17	9	11	6	9	55	70.9
at Wisconsin (1/10)	L, 62-82	27-68	.397	7-21	.333	1-4	.250	20-20-40	38.6	14	11	14	2	4	62	70.3
NEBRASKA (1/13)	L, 78-83	32-79	.405	5-15	.333	9-11	.818	17-21-38	38.6	17	12	10	1	8	78	70.8
MICHIGAN (1/17)	L, 87-91	33-68	.485	7-16	.438	14-18	.778	11-16-27	37.9	29	10	13	8	13	87	71.7
at Iowa (1/20)	W, 82-69	28-57	.491	5-15	.333	21-24	.875	14-34-48	38.4	26	15	17	5	8	82	72.3
at Illinois (1/23)	W, 65-56	20-51	.392	6-20	.300	19-27	.704	7-29-36	38.3	20	7	9	5	4	65	71.9
MARYLAND (1/27)	L, 53-89	21-62	.339	3-14	.214	8-9	.889	9-19-28	37.8	19	8	17	0	4	53	70.9
PURDUE (1/30)	L, 78-88 (2OT)	28-75	.373	4-10	.400	18-19	.947	14-27-41	38.0	25	10	24	3	12	78	71.3
at Nebraska (2/2)	L, 69-87	23-62	.371	6-12	.500	17-23	.739	5-25-30	37.6	18	15	6	4	6	69	71.2
RUTGERS (2/7)	L, 62-74	21-58	.362	4-12	.333	16-21	.762	14-19-33	37.4	17	9	14	2	10	62	70.8
at Michigan State (2/11)	W, 65-61	27-58	.466	4-7	.571	7-9	.778	7-22-29	37.0	20	14	15	3	5	65	70.5
OHIO STATE (2/14)	L, 63-77	24-59	.407	7-16	.438	8-11	.727	9-21-30	36.8	14	14	16	2	7	63	70.2
at Northwestern (2/17)	W, 73-54	28-52	.538	7-11	.636	10-14	.714	9-28-37	36.8	12	17	24	1	15	73	70.3
PENN STATE	1829	674-1629	.414	129-373	.346	352-487	.723	315-641-956	36.8	529	321	391	89	221	1829	70.3
OPPONENTS	1890	670-1578	.425	179-516	.347	371-499	.743	323-698-1021	39.3	489	432	435	88	188	1890	72.7





OPONENT GAME-BY-GAME

Opponent (Date)	W/L	FG-A	Pct	3FG-A	Pct	FT-A	Pct	Rebounds		PF	A	TO	Blk	Stl	Pts	Avg
								O-D-T	Avg							
HOLY CROSS (11/13)	W, 86-82 (OT)	29-63	.460	10-25	.400	14-22	.636	10-29-39	39.0	27	17	23	4	7	82	82.0
FORDHAM (11/15)	W, 75-59	21-58	.362	5-19	.263	12-15	.800	11-29-40	39.5	22	13	17	4	4	59	70.5
at Tennessee (11/18)	L, 66-74	25-60	.417	1-12	.083	23-29	.793	12-32-44	41.0	18	16	17	3	12	74	71.7
CENTRAL CONN. STATE (11/22)	W, 73-47	17-60	.283	7-22	.318	6-12	.500	12-15-27	37.5	19	12	18	1	15	47	65.5
at Cal State Northridge (11/27)	L, 73-81	27-54	.500	12-16	.750	15-22	.682	13-19-32	36.4	22	15	21	4	15	81	68.6
vs. BYU (11/28)	L, 51-63	18-52	.346	3-12	.250	24-34	.706	19-27-46	38.0	26	13	16	1	5	63	67.7
VIRGINIA TECH (12/3)	L, 59-64	22-57	.386	8-21	.381	12-16	.750	12-29-41	38.4	19	11	23	3	6	64	67.1
at USF (12/6)	L, 79-101	33-60	.550	8-18	.444	27-32	.844	16-25-41	38.8	22	21	17	3	4	101	71.4
YOUNGSTOWN STATE (12/8)	W, 68-51	22-58	.379	4-23	.174	3-4	.750	5-28-33	38.1	18	11	16	1	3	51	69.1
at St. Bonaventure (12/12)	L, 60-70	25-58	.431	7-19	.368	13-15	.867	9-32-41	38.4	20	15	16	7	7	70	69.2
SACRED HEART (12/20)	W, 83-46	18-53	.340	3-19	.158	7-12	.583	8-27-35	38.1	16	11	22	1	2	46	67.1
NORTHWESTERN (12/31)	W, 79-72	26-78	.333	10-33	.303	10-16	.625	14-29-43	38.5	22	18	11	3	6	72	67.5
at Minnesota (1/3)	L, 85-98	33-67	.493	11-27	.407	21-28	.750	16-31-47	39.2	20	18	14	2	5	98	69.8
MICHIGAN STATE (1/7)	L, 55-71	26-64	.406	5-18	.278	14-20	.700	16-34-50	39.9	18	15	15	0	7	71	69.9
at Wisconsin (1/10)	L, 62-82	32-65	.492	12-18	.667	6-10	.600	16-22-38	39.8	11	22	9	3	6	82	70.7
NEBRASKA (1/13)	L, 78-83	28-55	.509	8-23	.348	19-21	.905	7-31-38	39.7	14	19	17	2	5	83	71.5
MICHIGAN (1/17)	L, 87-91	28-53	.528	8-16	.500	27-33	.818	11-26-37	39.5	20	18	23	6	5	91	72.6
at Iowa (1/20)	W, 82-69	24-68	.353	4-25	.160	17-26	.654	18-16-34	39.2	20	18	12	3	9	69	72.4
at Illinois (1/23)	W, 65-56	17-62	.274	5-23	.217	17-21	.810	18-23-41	39.3	21	9	12	1	2	56	71.6
MARYLAND (1/27)	L, 53-89	34-69	.493	6-14	.429	15-19	.789	17-33-50	39.8	16	21	12	4	8	89	72.4
PURDUE (1/30)	L, 78-88 (2OT)	30-65	.462	5-14	.357	23-33	.697	13-31-44	40.0	16	22	20	10	13	88	73.2
at Nebraska (2/2)	L, 69-87	33-66	.500	7-17	.412	14-16	.875	10-37-47	40.4	20	26	8	2	3	87	73.8
RUTGERS (2/7)	L, 62-74	30-57	.526	5-10	.500	9-13	.692	7-25-32	40.0	23	16	15	7	6	74	73.8
at Michigan State (2/11)	W, 65-61	25-58	.431	4-18	.222	7-10	.700	12-25-37	39.9	16	19	20	4	6	61	73.3
OHIO STATE (2/14)	L, 63-77	25-61	.410	13-34	.382	14-16	.875	15-26-41	39.9	12	19	20	6	11	77	73.4
at Northwestern (2/17)	W, 73-54	22-57	.386	8-20	.400	2-4	.500	6-17-23	39.3	11	17	21	3	16	54	72.7
OPPONENTS	1890	670-1578	.425	179-516	.347	371-499	.743	323-698-1021	39.3	489	432	435	88	188	1890	72.7
PENN STATE	1829	674-1629	.414	129-373	.346	352-487	.723	315-641-956	36.8	529	321	391	89	221	1829	70.3



HIGHS AND LOWS

PENN STATE HIGHS

POINTS	87	MICHIGAN (1/17/16)
FG MADE	33	MICHIGAN (1/17/16)
FG ATTEMPTS	79	NEBRASKA (1/13/16)
FG PERCENTAGE	.538 (28-52)	at Northwestern (2/17/16)
3 PT FG MADE	11	at Minnesota (1/3/16)
3 PT FG ATTEMPTS	25	at Minnesota (1/3/16)
3 PT FG PERCENTAGE	.636 (7-11)	at Northwestern (2/17/16)
FT MADE	21	at Iowa (1/20/16)
FT ATTEMPTS	36	HOLY CROSS (11/13/15)
FT PERCENTAGE	.895 (17-19)	at USF (12/06/15)
REBOUNDS	62	NORTHWESTERN (12/31/15)
ASSISTS	19	FORDHAM (11/15/15)
STEALS	15	at Northwestern (2/17/16)
BLOCKED SHOTS	8	MICHIGAN (1/17/16)
TURNOVERS	24 (2x)	Last: at Northwestern (2/17/16)
FOULS	32	vs BYU (11/28/15)

PENN STATE LOWS

POINTS	51	vs BYU (11/28/15)
FG MADE	17	vs BYU (11/28/15)
FG ATTEMPTS	49	CENTRAL CONNECTICUT STATE (11/22/15)
FG PERCENTAGE	.321 (17-53)	vs BYU (11/28/15)
3 PT FG MADE	2	vs BYU (11/28/15)
3 PT FG ATTEMPTS	7	at Michigan State (2/11/16)
3 PT FG PERCENTAGE	.182 (2-11)	vs BYU (11/28/15)
FT MADE	1	at Wisconsin (1/10/16)
FT ATTEMPTS	4	at Wisconsin (1/10/16)
FT PERCENTAGE	.250 (1-4)	at Wisconsin (1/10/16)
REBOUNDS	23	at USF (12/6/15)
ASSISTS	4	at St. Bonaventure (12/12/15)
STEALS	4 (4x)	Last: MARYLAND (1/27/16)
BLOCKED SHOTS	0	MARYLAND (1/27/16)
TURNOVERS	6	at Nebraska (2/2/16)
FOULS	12	at Northwestern (2/17/16)

PENN STATE HIGHS (INDIVIDUAL)

Points	31	Page, Teniya vs Michigan (1/17)
FG Made	10 (3x)	Last: Page, Teniya vs Michigan (1/17)
FG Attempts	21 (3x)	Banks, Brianna vs Michigan (1/17)
FG Pct (min 5 made)	.889 (8-9)	Agee, Candice at Wisconsin (1/10)
3-Point FG Made	7	Spann, Lindsey at Minnesota (1/3)
3-Point FG Attempts	12	Spann, Lindsey at Wisconsin (1/10)
3-Pt FG Pct (min 3 made)	.800 (4-5)	Spann, Lindsey at Northwestern (2/17)
FT Made	11	Banks, Brianna vs Northwestern (12/31)
FT Attempts	12	Banks, Brianna vs Northwestern (12/31)
FT Pct (min 6 made)	1.000 (6x)	Last: Banks, Brianna (8-8) vs Rutgers (2/7)
Rebounds	16	Whitted, Peyton at Tennessee (11/18)
Assists	8 (2x)	Last: Page, Teniya at Northwestern (2/17)
Steals	7	Mitchell, Kaliyah at Northwestern (2/17)
Blocked Shots	4	Agee, Candice vs Sacred Heart (12/20)
Turnovers	9	Page, Teniya vs Purdue (1/30)
Fouls	5 (21x)	Last: Whitted, Peyton vs Ohio State (2/14)
Minutes	50	Page, Teniya vs Purdue (1/30)

OPPONENT HIGHS

POINTS	101	at USF (12/6/15)
FG MADE	34	Last: MARYLAND (1/27/16)
FG ATTEMPTS	78	NORTHWESTERN (12/31/15)
FG PERCENTAGE	.550 (33-60)	at USF (12/6/15)
3 PT FG MADE	13	OHIO STATE (2/14/16)
3 PT FG ATTEMPTS	34	OHIO STATE (2/14/16)
3 PT FG PERCENTAGE	.750 (12-16)	at Cal State Northridge (11/27/15)
FT MADE	27 (2x)	Last: MICHIGAN (1/17/16)
FT ATTEMPTS	34	vs BYU (11/28/15)
FT PERCENTAGE	.905 (19-21)	NEBRASKA (1/13/16)
REBOUNDS	50 (2x)	Last: MARYLAND (1/27/16)
ASSISTS	26	at Nebraska (2/2/16)
STEALS	16	at Northwestern (2/17/16)
BLOCKED SHOTS	10	vs Purdue (1/30/16)
TURNOVERS	23 (3x)	Last: MICHIGAN (1/17/16)
FOULS	27	HOLY CROSS (11/13/15)

OPPONENT LOWS

POINTS	46	SACRED HEART (12/20/15)
FG MADE	17 (2x)	Last: at Illinois (1/23/16)
FG ATTEMPTS	53	MICHIGAN (1/17/16)
FG PERCENTAGE	.274 (17-62)	at Illinois (1/23/16)
3 PT FG MADE	1	at Tennessee (11/18/15)
3 PT FG ATTEMPTS	10	vs Rutgers (2/7/16)
3 PT FG PERCENTAGE	.083 (1-12)	at Tennessee (11/18/15)
FT MADE	2	at Northwestern (2/17/16)
FT ATTEMPTS	4 (2x)	Last: at Northwestern (2/17/16)
FT PERCENTAGE	.500 (2x)	Last: at Northwestern (2/17/16)
REBOUNDS	23	at Northwestern (2/17/16)
ASSISTS	9	at Illinois (1/23/16)
STEALS	2 (2x)	Last: at Illinois (1/23/16)
BLOCKED SHOTS	0	MICHIGAN STATE (1/7/16)
TURNOVERS	8	at Nebraska (2/2/16)
FOULS	11 (2x)	at Northwestern (2/17/16)

OPPONENT HIGHS (INDIVIDUAL)

Points	36	Raquel Scott vs Holy Cross (11/13)
Field Goals Made	12 (2x)	Romeo, Natalie vs Nebraska (1/13)
		Raquel Scott vs Holy Cross (11/13)
Field Goal Att.	24	Raquel Scott vs Holy Cross (11/13)
FG Pct (min 5 made)	1.000 (8-8)	Graves, Bashaara at Tennessee (11/18)
3-Point FG Made	8 (2x)	Last: Alston, Ameryst vs Ohio State (2/14)
3-Point FG Att.	16	Romeo, Natalie vs Nebraska (1/13)
3-Pt FG Pct (min 3 made)	1.000 (4-4)	Ramos, Claudia at Cal State Northridge (11/27)
Free Throws Made	11	Wilson, April vs Purdue (1/30)
Free Throw Att.	14	Raquel Scott vs Holy Cross (11/13)
FT Pct (min 6 made)	1.000 (6x)	Last: Clark, Kyndal vs Nebraska (1/13)
Rebounds	18	White, Chatrice at Illinois (1/23)
Assists	14	Theriot, Rachel at Nebraska (2/2)
Steals	6	Lyon, Maggie at Northwestern (2/17)
Blocked Shots	7	Kiesler, Nora vs Purdue (1/30)
Turnovers	8	Raquel Scott vs Holy Cross (11/13)
Fouls	5 (15x)	Last: Powers, Aerial at Michigan State (2/11)
Minutes	50	Wilson, April vs Purdue (1/30)





CANDICE AGEE

6-6 // Center // Sr./Sr. // Victorville, Calif. // Silverado

Major: Telecommunications // Pronunciation: Candice A-Gee

1

Career Honors

2012 McDonald's High School All-American
 2013 USA Basketball U19 National Team (*Gold Medal*)
 2012 USA Basketball U18 National Team (*Gold Medal*)

Career Notes

Appeared in 113 career games with 31 career starts...Ranks No. 9 in program history with 114 career blocks...Ranks 10th in PSU single season history with 1.0 blocks per game...Tied for 11th in PSU single season history with 53 blocks during the 2014-15 season...Her 1.8 blocks per game average in 2014-15 ranks tied for No. 10 in a single season in Lady Lion history with Rashana Barnes (2000-01)... Blocked at least one shot in 12 straight appearances From Jan. 6 at Wisconsin until going without a rejection on March 1 vs. the Badgers.

2015-16 Season

Season: Appeared in 26 games with five starts. **Holy Cross (11/13):** Scored five points and pulled in eight rebounds...Blocked three shots...Added one assist and one steal. **Fordham (11/15):** Chipped in 12 points on 5-of-7 shooting...Pulled in seven rebounds...Blocked three shots...Added two steals and one assist. **at Tennessee (11/18):** Had three points with four rebounds...Blocked one shot. **Central Connecticut State (11/22):** Tallied 13 points, going 5-of-7 from the free throw line...Blocked three shots...Had two steals. **at Cal State Northridge (11/27):** Scored 12 points on 5-of-9 shooting in a start...Swatted three shots and grabbed five rebounds. **vs. BYU (11/28):** Connected on 3-of-4 field goals and 3-of-4 free throws to score nine points in a start. **Virginia Tech (12/3):** Had four points with three defensive rebounds in the start ...Blocked one shot. **at USF (12/6):** Netted five points, including going 3-for-4 from the free throw line...Blocked two shots. **Youngstown State (12/8):** Went 4-for-5 from the floor with two free throws to tally 10 points...Pulled down four rebounds, including two offensive boards...Dished out three assists. **at St. Bonaventure (12/12):** Made one free throw and tallied five rebounds...Notched one steal. **Sacred Heart (12/20):** Went 2-for-4 from the floor...Knocked down two free throws...Pulled down six rebounds...Tallied four blocks, one assists and one steal. **Northwestern (12/31):** Was one-of-three players to post 10-or-more rebounds, tallying 13 boards...Had six points...Dished out two assists. **at Minnesota (1/3):** Played 18 minutes with three points and seven rebounds...Had one assist. **Michigan State (1/7):** Scored 10 points in 19 minutes of action...Grabbed five rebounds...Blocked two shots, while adding two steals and one assist to her stat line. **at Wisconsin (1/10):** Went 8-for-9 from the field to score 16 points...Tallied nine rebounds, one block and one steal...Also dished out two assists in 22

minutes of action. **Nebraska (1/13):** Scored two points and pulled down two rebounds. **Michigan (1/17):** Connected on two field goals for four points...Pulled down three rebounds...Also added one block, assist and steal to her stat line. **at Iowa (1/20):** Scored six point and pulled down two rebounds in 10 minutes of action. **at Illinois (1/23):** Made one free throw and pulled down four rebounds...Also added one block. **Maryland (1/27):** Went 4-for-7 from the field to score eight points...Added one rebound. **Purdue (1/30/):** Went 2-for-2 from the free throw line and had two rebounds in 13 minutes of work. **at Nebraska (2/2):** Pulled down two rebounds and had one steal in four minutes. **Rutgers (2/7):** Scored her 600th career point, notching five points...Brought down one rebound...Added one steal. **at Michigan State (2/11):** Played 22 minutes with 10 points and two rebounds...Also added a team-high two blocks...Had one steal and one assist. **Ohio State (2/14):** Had one rebound in six minutes of action. **at Northwestern (2/17):** Went 5-for-6 from the field for 11 points with one rebound in 15 minutes of action...Tallied one assist and one steal.

AGEE'S CAREER STATISTICS

YEAR	GP	GS	MIN	MPG	TOTAL			3-POINT			REBOUNDS														
					FG	A	PCT	FG	A	PCT	FT	A	PCT	OFF	DEF	TOTAL	AVG	PF	FO	A	TO	B	S	PTS	AVG
2012-13	26	0	204	7.8	20	54	.370	0	0	.000	11	20	.550	17	31	48	1.8	33	0	2	13	13	4	51	2.0
2013-14	32	3	330	10.3	34	84	.405	0	0	.000	31	61	.508	31	43	74	2.3	54	1	8	28	21	4	99	3.1
2014-15	29	23	673	23.2	128	257	.498	0	0	.000	51	98	.520	65	111	176	6.1	77	2	33	62	53	27	307	10.6
2015-16	26	5	421	16.2	66	133	.496	0	0	.000	32	53	.604	33	68	101	3.9	64	3	16	42	27	16	164	6.3
TOTAL	113	31	1628	14.4	248	528	.470	0	0	.000	125	232	.539	146	253	399	3.5	228	6	59	145	114	51	621	5.5

AGEE'S BIG TEN STATISTICS

YEAR	GP	GS	MIN	MPG	TOTAL			3-POINT			REBOUNDS														
					FG	A	PCT	FG	A	PCT	FT	A	PCT	OFF	DEF	TOTAL	AVG	PF	FO	A	TO	B	S	PTS	AVG
2012-13	12	0	71	5.9	7	17	.412	0	0	.000	5	10	.500	5	8	13	1.1	17	0	0	6	5	0	19	1.6
2013-14	16	0	134	8.4	9	24	.375	0	0	.000	14	31	.452	7	19	26	1.6	20	1	3	13	9	2	32	2.0
2014-15	17	15	410	24.1	70	153	.458	0	0	.000	30	58	.517	36	66	102	6.0	49	2	22	41	29	17	170	10.0
2015-16	15	0	218	14.5	38	71	.535	0	0	.000	8	17	.471	21	34	55	3.7	32	1	9	21	7	8	84	5.6
TOTAL	60	15	833	13.9	124	265	.468	0	0	.000	57	116	.491	69	127	196	3.3	118	4	34	81	50	27	305	5.1





2015-16 GAME-BY-GAME

Opponent	GS	Min	FG	3FG	FT	O-D-T	PF	A	TO	B	S	Pts
HOLY CROSS (11/13)		22	1-5	-	3-4	2-6-8	4	1	2	3	1	5
FORDHAM (11/15)		18	5-7	-	2-6	2-5-7	-	1	-	3	2	12
at Tennessee (11/18)	*	24	1-4	-	1-2	1-3-4	5	1	2	1	1	3
CENTRAL CONN. STATE (11/22)	*	25	4-6	-	5-7	0-2-2	2	-	4	3	2	13
at Cal-State Northridge (11/27)	*	26	5-9	-	2-2	2-3-5	4	-	3	3	-	12
vs. BYU (11/28)	*	12	3-4	-	3-4	1-1-2	5	-	4	-	-	9
VIRGINIA TECH (12/3)	*	14	2-6	-	-	0-3-3	-	-	1	1	-	4
at USF (12/6)		9	1-6	-	3-4	-	4	-	-	2	-	5
YOUNGSTOWN STATE (12/8)		21	4-6	-	2-4	2-2-4	2	3	1	-	-	10
at St. Bonaventure (12/12)		17	0-5	-	1-2	0-5-5	3	-	3	-	1	1
SACRED HEART (12/20)		15	2-4	-	2-2	2-4-6	3	1	1	4	1	6
NORTHWESTERN (12/31)		23	3-8	-	-	5-8-13	3	2	3	-	-	6
at Minnesota (1/3)		18	1-4	-	1-3	1-6-7	3	1	2	-	-	3
MICHIGAN STATE (1/7)		19	4-7	-	2-4	3-2-5	1	1	-	2	2	10
at Wisconsin (1/10)		22	8-9	-	0-2	4-5-9	3	2	4	1	1	16
NEBRASKA (1/13)		9	1-1	-	-	1-1-2	2	-	1	-	-	2
MICHIGAN (1/17)		16	2-4	-	-	1-2-3	3	1	1	1	1	4
at Iowa (1/20)		10	3-4	-	-	0-2-2	3	-	2	-	-	6
at Illinois (1/23)		8	0-3	-	1-2	2-2-4	-	-	-	1	-	1
MARYLAND (1/27)		21	4-7	-	-	1-0-1	2	-	2	-	-	8
PURDUE (1/30)		13	0-3	-	2-2	1-1-2	5	-	1	-	-	2
at Nebraska (2/2)		4	0-3	-	-	2-0-2	1	-	1	-	1	-
RUTGERS (2/7)		11	2-3	-	1-2	0-1-1	1	-	3	-	1	5
at Michigan State (2/11)		22	5-7	-	-	0-2-2	3	1	1	2	1	10
OHIO STATE (2/14)		6	0-2	-	-	0-1-1	-	-	-	-	-	-
at Northwestern (2/17)		15	5-6	-	1-2	0-1-1	1	1	1	-	1	11
at Michigan (2/20)												
IOWA (2/24)												
at Indiana (2/27)												

AGEE'S NUMBERS

2015-16 SEASON HIGHS

Points	16 // at Wisconsin, 1/10/16
Rebounds	13 // Northwestern, 12/31/15
Assists	3 // Youngstown State, 12/8/15
Steals	2 (3x) // Michigan State, 1/7/16
Blocks	4 // Sacred Heart, 12/20/15
Field Goals	8 // at Wisconsin, 1/10/16
3-Pointers	-- // --
Free Throws	5 // Central Conn. State, 11/22/15
Minutes	26 // at Cal St. Northridge, 11/27/15

CAREER HIGHS

Points	21 (2x) // USF, 12/21/15
Rebounds	13 // Northwestern, 12/31/15
Assists	4 // Indiana, 1/22/15
Steals	4 // Indiana, 1/22/15
Blocks	5 // Rider, 12/14/14
Field Goals	9 (2x) // Rider, 12/14/14
3-Pointers	-- // --
Free Throws	6 // Northwestern, 1/25/15
Minutes	33 // USF, 12/21/15

B1G HIGHS

Points	16 // at Wisconsin, 1/10/16
Rebounds	13 // Northwestern, 12/31/15
Assists	4 // Indiana, 1/22/15
Steals	4 // Indiana, 1/22/15
Blocks	4 (2x) // at Maryland, 2/23/15
Field Goals	8 // at Wisconsin, 1/10/16
3-Pointers	-- // --
Free Throws	6 // Northwestern, 1/25/15
Minutes	32 (2x) // Indiana, 1/22/15

PRODUCTION NUMBERS

	2015-16	Career
Double-Double	--	3
Scored 10+	8	26
Scored 20+	--	3
Had 10+ Rebounds	1	4
Had 5+ Assists	--	--
Had 3+ Steals	--	2
Had 2+ Blocks	8	32
Made 3+ 3-Pointers	--	--
<i>LED PSU IN...</i>	<i>(INCLUDES TIES)</i>	
Scoring	--	4
Rebounds	3	13
Assists	1	2
Steals	--	6
Blocks	10	39





AMARI CARTER

5-8 // Guard // Fr./Fr. // Washington, D.C. // St. John's College

Major: Criminology & Sociology // Pronunciation: Uh-mar-ee Carter

2

Career Honors

2014 Sporting News Preseason High School All-America Honorable Mention

2015-16 Season

Season: Appeared in one game...Was injured at the end of the first quarter against Holy Cross (11/13)...Will miss the remainder of the season after having surgery (knee). **Holy Cross (11/13):** Scored three points...Had one rebound.

CARTER'S CAREER STATISTICS

YEAR	GP	GS	MIN	MPG	TOTAL			3-POINT			REBOUNDS											PTS	AVG				
					FG	A	PCT	FG	A	PCT	FT	A	PCT	OFF	DEF	TOTAL	AVG	PF	FO	A	TO			B	S		
2015-16	1	0	5	5.0	1	2	.500	1	2	.500	0	0	.000	1	0	1	1.0	0	0	0	0	0	0	0	0	3	3.0
TOTAL	1	0	5	5.0	1	2	.500	1	2	.500	0	0	.000	1	0	1	1.0	0	0	0	0	0	0	0	0	3	3.0





2015-16 GAME-BY-GAME

Opponent	GS	Min	FG	3FG	FT	O-D-T	PF	A	TO	B	S	Pts
HOLY CROSS (11/13)	5		1-2	1-2	-	1-0-1	-	-	-	-	-	3
FORDHAM (11/15)						DNP - Injury						
at Tennessee (11/18)						DNP - Injury						
CENTRAL CONN. STATE (11/22)						DNP - Injury						
at Cal-State Northridge (11/27)						DNP - Injury						
vs. BYU (11/28)						DNP - Injury						
VIRGINIA TECH (12/3)						DNP - Injury						
at USF (12/6)						DNP - Injury						
YOUNGSTOWN STATE (12/8)						DNP - Injury						
at St. Bonaventure (12/12)						DNP - Injury						
SACRED HEART (12/20)						DNP - Injury						
NORTHWESTERN (12/31)						DNP - Injury						
at Minnesota (1/3)						DNP - Injury						
MICHIGAN STATE (1/7)						DNP - Injury						
at Wisconsin (1/10)						DNP - Injury						
NEBRASKA (1/13)						DNP - Injury						
MICHIGAN (1/17)						DNP - Injury						
at Iowa (1/20)						DNP - Injury						
at Illinois (1/23)						DNP - Injury						
MARYLAND (1/27)						DNP - Injury						
PURDUE (1/30)						DNP - Injury						
at Nebraska (2/2)						DNP - Injury						
RUTGERS (2/7)						DNP - Injury						
at Michigan State (2/11)						DNP - Injury						
OHIO STATE (2/14)						DNP - Injury						
at Northwestern (2/17)						DNP - Injury						
at Michigan (2/20)						DNP - Injury						
IOWA (2/24)						DNP - Injury						
at Indiana (2/27)						DNP - Injury						

CARTER'S NUMBERS

2015-16 SEASON HIGHS

Points	3 // Holy Cross, 11/13/15
Rebounds	1 // Holy Cross, 11/13/15
Assists	-- // --
Steals	-- // --
Blocks	-- // --
Field Goals	1 // Holy Cross, 11/13/15
3-Pointers	1 // Holy Cross, 11/13/15
Free Throws	-- // --
Minutes	5 // Holy Cross, 11/13/15

CAREER HIGHS

Points	3 // Holy Cross, 11/13/15
Rebounds	1 // Holy Cross, 11/13/15
Assists	-- // --
Steals	-- // --
Blocks	-- // --
Field Goals	1 // Holy Cross, 11/13/15
3-Pointers	1 // Holy Cross, 11/13/15
Free Throws	-- // --
Minutes	5 // Holy Cross, 11/13/15

B1G HIGHS

Points	-- // --
Rebounds	-- // --
Assists	-- // --
Steals	-- // --
Blocks	-- // --
Field Goals	-- // --
3-Pointers	-- // --
Free Throws	-- // --
Minutes	-- // --

PRODUCTION NUMBERS

	2015-16	Career
Double-Double	--	--
Scored 10+	--	--
Scored 20+	--	--
Had 10+ Rebounds	--	--
Had 5+ Assists	--	--
Had 3+ Steals	--	--
Made 3+ 3-Pointers	--	--
LED PSU IN...	<i>(INCLUDES TIES)</i>	
Scoring	--	--
Rebounds	--	--
Assists	--	--
Steals	--	--
Blocks	--	--





BRIANNA BANKS

5-9 // Guard // 5th/Sr. // Newnan, Ga. // Fayette County // Connecticut

Major: Journalism & Broadcasting // Pronunciation: Bree-on-uh Banks

3

Career Honors

2013 and 2014 National Champion (*Connecticut*)
2011 McDonald's High School All-American

Career Notes

Played three seasons at Connecticut, winning National Championships in 2013 and 2014.

WHAT THEY'RE SAYING...

"Brianna Banks brings a little bit of swagger to the floor; a confidence that you don't really see that often. She adds a different type of intensity to this team because of her experience at Connecticut. That [attitude she brings] should payoff for this young Penn State team as they enter Big Ten play and go down the stretch of the season."

- Carolyn Peck, ESPN color analyst

2015-16 Season

Season: Appeared in 24 games with 23 starts...Missed most of four games from Nov. 18 - Nov. 28 due to injury, sitting out two full games and the majority of two others.
Holy Cross (11/13): Scored a then-career-high 20 points...Had three rebounds, two assists and three steals. **Fordham (11/15):** Scored 22 points, including three made three-pointers...Added three rebounds, two assists and two steals. **at Tennessee (11/18):** Had one rebounds in two minutes before leaving the game with an injury. **vs. BYU (11/28):** Had one steal and one rebound in three minutes of action. **Virginia Tech (12/3):** Made her first start since suffering an injury at Tennessee...Connected on one three-pointer in 23 minutes of action...Grabbed two rebounds and had one steal, while dishing out three assists. **at USF (12/6):** Was one-of-five players to reach double-digit scoring with 10 points...Pulled down six rebounds...Dished out a team-high six helpers. **Youngstown State (12/8):** Tied a team-high six field goals, scoring 12 points...Tied a team-high four helpers...Grabbed four rebounds and added two steals and one block. **at St. Bonaventure (12/12):** Scored a team-high 26 points with 10 field goal, two three-pointers and four free throws...Pulled down three rebounds...Also had two steals, one assist and one block. **Sacred Heart (12/20):** Notched 17 points with six field goals, one three pointer and four free throws...Grabbed three rebounds...Tied a team-best three steals...Tallied one assist and one block. **Northwestern (12/31):** Went 7-for-19 from the floor...Made a career-high 11 free throws on 12 attempts...Pulled down seven rebounds and dished out two assists...Surpassed the 100-career steals mark with three swipes...Scored 25 points. **at Minnesota (1/3):** Notched five field goals and two three-pointers for 13 points...Had a team-high three blocks...Also had one steal and three assists. **Michigan State (1/7):** Notched 14 points with one three-pointer...Pulled down three rebounds...Added three steals and two assists. **at Wisconsin (1/10):** Recorded her eighth-straight game in double figures with 12 points...Drained two three-pointers...Had two assists and one rebound. **Nebraska (1/13):** Was one-of-five players to reach double-digit scoring for the second time this season...Notched 15 points with seven field goals...Grabbed four rebounds and dished out four assists...Also added two steals and one block. **Michigan (1/17):** Scored 19 points with eight field goals and three free throws...Had five rebounds...Tied a team-best five assists and two blocks while notching one steal. **at Iowa (1/20):** Tied a team-high 16 points, going

5-for-11 from the floor...Knocked down five free throws...Pulled down three rebounds...Also dished out three assists and added one block and one steal. **at Illinois (1/23):** Notched 12 points with four free throws...Swatted a team-best two blocks...Also had three rebounds. **Maryland (1/27):** Scored eight points and added two assists and one steal. **Purdue (1/30):** Notched a team-high 22 points for her fifth 20-point performance of the season...Grabbed seven rebounds...Dished out two assists and had two steals. **at Nebraska (2/2):** Scored 12 points, including four free throws...Had three helpers, one steal and one block...Added one rebound. **Rutgers (2/7):** Notched 12 points and grabbed four rebounds...Added two steals...Went 8-for-8 from the charity stripe. **at Michigan State (2/11):** Scored 16 points with seven makes from the floor...Grabbed three rebounds...Added three assists and one steal. **Ohio State (2/14):** Notched two three-pointers and scored 14 points for the Blue and White...Pulled down two rebounds...Tied a team-high three steals and added three assists. **at Northwestern (2/17):** Scored seven points with two free throws...Pulled down four rebounds...Dished out two assists and added two steals.

BANKS' CAREER STATISTICS

YEAR	GP	GS	MIN	MPG	TOTAL			3-POINT			FT	A	PCT	REBOUNDS			PF	FO	A	TO	B	S	PTS	AVG	
					FG	A	PCT	FG	A	PCT				OFF	DEF	TOTAL									AVG
2011-12*	32	0	393	12.3	46	91	.505	3	24	.125	19	27	.704	5	30	35	1.1	27	0	32	31	3	25	114	3.6
2012-13*	21	0	359	17.1	56	117	.479	18	52	.346	23	33	.697	6	30	36	1.7	22	0	35	22	4	25	153	7.3
2013-14*	37	8	527	14.2	49	103	.476	13	44	.295	19	29	.655	20	37	57	1.5	42	1	45	27	6	34	130	3.5
2014-15	DNP - NCAA TRANSFER RULE																								
2015-16	24	23	705	29.4	122	324	.377	22	73	.301	61	77	.792	12	62	74	3.1	71	3	55	58	13	37	327	13.6
PSU	24	23	705	29.4	122	324	.377	22	73	.301	61	77	.792	12	62	74	3.1	71	3	55	58	13	37	327	13.6
TOTAL*	114	31	1983	17.4	267	617	.433	61	206	.299	122	166	.735	43	159	202	1.8	162	4	167	138	26	121	724	6.3

* - Includes three seasons at Connecticut

BANKS' BIG TEN STATISTICS

YEAR	GP	GS	MIN	MPG	TOTAL			3-POINT			FT	A	PCT	REBOUNDS			PF	FO	A	TO	B	S	PTS	AVG	
					FG	A	PCT	FG	A	PCT				OFF	DEF	TOTAL									AVG
2015-16	15	15	487	32.5	78	230	.339	13	50	.260	48	61	.787	9	39	48	3.2	50	2	36	36	10	23	217	14.5
TOTAL	15	15	487	32.5	78	230	.339	13	50	.260	48	61	.787	9	39	48	3.2	50	2	36	36	10	23	217	14.5





2015-16 GAME-BY-GAME

Opponent	GS	Min	FG	3FG	FT	O-D-T	PF	A	TO	B	S	Pts
HOLY CROSS (11/13)	*	32	8-15	1-4	3-3	2-1-3	5	2	3	-	3	20
FORDHAM (11/15)	*	30	9-17	3-5	1-2	0-3-3	4	2	2	-	2	22
at Tennessee (11/18)	*	2	-	-	-	0-1-1	-	-	-	-	-	-
CENTRAL CONN. STATE (11/22)						DNP - Injury						
at Cal-State Northridge (11/27)						DNP - Injury						
vs. BYU (11/28)		3	-	-	-	0-1-1	1	-	-	-	1	-
VIRGINIA TECH (12/3)	*	23	1-4	1-2	-	0-2-2	2	3	6	-	1	3
at USF (12/6)	*	27	4-12	1-5	1-1	0-6-6	3	6	2	-	-	10
YOUNGSTOWN STATE (12/8)	*	35	6-14	0-2	-	1-3-4	4	4	4	1	2	12
at St. Bonaventure (12/12)	*	34	10-17	2-3	4-5	0-3-3	2	1	4	1	2	26
SACRED HEART (12/20)	*	32	6-15	1-2	4-5	0-3-3	1	1	1	1	3	17
NORTHWESTERN (12/31)	*	35	7-19	0-3	11-12	2-5-7	1	2	3	-	3	25
at Minnesota (1/3)	*	37	5-17	2-8	1-2	-	3	3	2	3	1	13
MICHIGAN STATE (1/7)	*	38	6-19	1-3	1-3	2-1-3	3	2	2	-	3	14
at Wisconsin (1/10)	*	31	5-16	2-5	-	0-1-1	2	2	3	-	-	12
NEBRASKA (1/13)	*	36	7-21	1-4	-	0-4-4	3	4	1	1	2	15
MICHIGAN (1/17)	*	31	8-21	0-3	3-5	1-4-5	5	5	2	2	1	19
at Iowa (1/20)	*	24	5-11	1-4	5-6	0-3-3	4	3	3	1	1	16
at Illinois (1/23)	*	27	4-13	0-3	4-6	0-3-3	5	-	4	2	-	12
MARYLAND (1/27)	*	35	2-16	0-3	4-5	0-1-1	4	2	2	-	1	8
PURDUE (1/30)	*	40	8-17	2-5	4-5	1-6-7	4	2	5	-	2	22
at Nebraska (2/2)	*	29	4-12	0-1	4-5	0-1-1	1	3	-	1	1	12
RUTGERS (2/7)	*	20	2-7	-	8-8	0-4-4	4	-	2	-	2	12
at Michigan State (2/11)	*	38	7-18	1-3	1-2	0-3-3	4	3	1	0	1	16
OHIO STATE (2/14)	*	38	6-14	2-3	-	1-1-2	4	3	3	-	3	14
at Northwestern (2/17)	*	28	2-9	1-2	2-2	2-2-4	3	2	3	-	2	7
at Michigan (2/20)												
IOWA (2/24)												
at Indiana (2/27)												



BANKS' NUMBERS

2015-16 SEASON HIGHS

Points	26 // at St. Bonaventure, 12/12/15
Rebounds	7 // Northwestern, 12/31/15
Assists	6 // at USF, 12/6/15
Steals	3 (5x) // Ohio State, 2/14/16
Blocks	3 // at Minnesota, 1/3/16
Field Goals	10 // at St. Bonaventure, 12/12/15
3-Pointers	3 // Fordham, 11/15/15
Free Throws	11 // Northwestern, 12/31/15
Minutes	40 // Purdue, 1/30/16

CAREER HIGHS

Points	26 // at St. Bonaventure, 12/12/15
Rebounds	7 (2x) // Northwestern, 12/31/15
Assists	6 (2x) // at USF 12/6/15
Steals	4 // Colgate, 11/28/12
Blocks	3 // at Minnesota, 1/3/16
Field Goals	10 // at St. Bonaventure, 12/12/15
3-Pointers	4 // Colgate, 11/28/15
Free Throws	11 // Northwestern, 12/31/15
Minutes	40 // Purdue, 1/30/16

B1G HIGHS

Points	25 // Northwestern, 12/31/15
Rebounds	7 // Northwestern, 12/31/15
Assists	5 // Michigan, 1/17/16
Steals	3 (3x) // Ohio State, 2/14/16
Blocks	3 // at Minnesota, 1/3/16
Field Goals	8 // Purdue, 1/30/16
3-Pointers	2 (2x) // at Wisconsin, 1/10/16
Free Throws	11 // Northwestern, 12/31/15
Minutes	40 // Purdue, 1/30/16

PRODUCTION NUMBERS

	2015-16	Career *
Double-Double	--	--
Scored 10+	19	32
Scored 20+	5	6
Had 10+ Rebounds	--	--
Had 5+ Assists	2	5
Had 3+ Steals	5	14
Made 3+ 3-Pointers	1	5
LED PSU IN...	<i>(INCLUDES TIES)</i>	
Scoring	3	3
Rebounds	1	1
Assists	4	4
Steals	4	4
Blocks	6	6

* - Career totals include three seasons at UConn





SIERRA MOORE

5-11 // Guard // Sr./Jr. // Hanover, Pa. // Delone Catholic // Duke

Major: Journalism & Broadcasting // Pronunciation: Cee-air-uh Moore

5

Career Honors

Academic All-Big Ten (2015)

2015 Honorable Mention All-Big Ten (Media)

2014 Georgia State Thanksgiving Tournament All-Tournament team

2012 McDonald's High School All-American

Career Notes

Has appeared in 55 games with 30 starts in her career...All 30 starts have come as a Lady Lion...Earned Georgia State Thanksgiving Tournament All-Tournament team in 2014-15...Played her freshman season at Duke University in 2012-13, before transferring to Penn State and sitting out the 2013-14 season due to NCAA Transfer Rules... Was among a school-record seven Lady Lions to earn Academic All-Big Ten in 2014-15.

2015-16 Season

Season: Will miss the season after having surgery (knee).

MOORE'S CAREER STATISTICS

YEAR	GP	GS	MIN	MPG	TOTAL			3-POINT			REBOUNDS			PF	FO	A	TO	B	S	PTS	AVG				
					FG	A	PCT	FG	A	PCT	FT	A	PCT									OFF	DEF	TOTAL	AVG
2012-13*	25	0	194	7.8	26	58	.448	0	0	.000	11	22	.500	11	13	24	1.0	21	0	12	6	2	11	63	2.5
2013-14	DNP - NCAA TRANSFER RULE																								
2014-15	30	30	1023	34.1	143	357	.401	3	11	.273	73	124	.589	63	89	152	5.1	62	3	116	109	15	36	362	12.1
PSU	30	30	1023	34.1	143	357	.401	3	11	.273	73	124	.589	63	89	152	5.1	62	3	116	109	15	36	362	12.1
TOTAL*	55	30	1217	22.1	169	415	.407	3	11	.273	84	146	.575	74	102	176	3.2	83	3	128	115	17	47	425	7.7

* - Includes one season at Duke

MOORE'S BIG TEN STATISTICS

YEAR	GP	GS	MIN	MPG	TOTAL			3-POINT			REBOUNDS			PF	FO	A	TO	B	S	PTS	AVG				
					FG	A	PCT	FG	A	PCT	FT	A	PCT									OFF	DEF	TOTAL	AVG
2014-15	18	18	603	33.5	85	221	.385	0	6	.000	35	66	.530	44	52	96	5.3	34	1	64	70	8	24	205	11.4
TOTAL	18	18	603	33.5	85	221	.385	0	6	.000	35	66	.530	44	52	96	5.3	34	1	64	70	8	24	205	11.4





2015-16 GAME-BY-GAME

Opponent	GS	Min	FG	3FG	FT	O-D-T	PF	A	TO	B	S	Pts
HOLY CROSS (11/13)						DNP - Injury						
FORDHAM (11/15)						DNP - Injury						
at Tennessee (11/18)						DNP - Injury						
CENTRAL CONN. STATE (11/22)						DNP - Injury						
at Cal-State Northridge (11/27)						DNP - Injury						
vs. BYU (11/28)						DNP - Injury						
VIRGINIA TECH (12/3)						DNP - Injury						
at USF (12/6)						DNP - Injury						
YOUNGSTOWN STATE (12/8)						DNP - Injury						
at St. Bonaventure (12/12)						DNP - Injury						
SACRED HEART (12/20)						DNP - Injury						
NORTHWESTERN (12/31)						DNP - Injury						
at Minnesota (1/3)						DNP - Injury						
MICHIGAN STATE (1/7)						DNP - Injury						
at Wisconsin (1/10)						DNP - Injury						
NEBRASKA (1/13)						DNP - Injury						
MICHIGAN (1/17)						DNP - Injury						
at Iowa (1/20)						DNP - Injury						
at Illinois (1/23)						DNP - Injury						
MARYLAND (1/27)						DNP - Injury						
PURDUE (1/30)						DNP - Injury						
at Nebraska (2/2)						DNP - Injury						
RUTGERS (2/7)						DNP - Injury						
at Michigan State (2/11)						DNP - Injury						
OHIO STATE (2/14)						DNP - Injury						
at Northwestern (2/17)						DNP - Injury						
at Michigan (2/20)						DNP - Injury						
IOWA (2/24)						DNP - Injury						
at Indiana (2/27)						DNP - Injury						



MOORE'S NUMBERS

2015-16 SEASON HIGHS

Points	-- // --
Rebounds	-- // --
Assists	-- // --
Steals	-- // --
Blocks	-- // --
Field Goals	-- // --
3-Pointers	-- // --
Free Throws	-- // --
Minutes	-- // --

CAREER HIGHS

Points	21 // Wagner, 12/7/14
Rebounds	14 // Wisconsin, 3/1/15
Assists	8 // Minnesota, 2/15/15
Steals	2 (2x) // Michigan State, 2/11/15
Blocks	2 (3x) // at Michigan, 1/1/15
Field Goals	8 (2x) // Ohio State, 2/26/15
3-Pointers	1 (3x) // USF, 12/21/14
Free Throws	11 // Wagner, 12/7/14
Minutes	41 // USF, 12/21/14

B1G HIGHS

Points	18 (2x) // Ohio State, 2/26/15
Rebounds	14 // Wisconsin, 3/1/15
Assists	8 // Minnesota, 2/15/15
Steals	4 (2x) // Michigan State, 2/11/15
Blocks	2 // at Michigan, 1/1/15
Field Goals	8 (2x) // Ohio State, 2/26/15
3-Pointers	-- // --
Free Throws	5 // Indiana, 1/22/15
Minutes	40 (2x) // at Rutgers, 2/1/15

PRODUCTION NUMBERS

	2015-16	Career
Double-Double	--	3
Scored 10+	--	24
Scored 20+	--	3
Had 10+ Rebounds	--	3
Had 5+ Assists	--	10
Had 3+ Steals	--	5
Made 3+ 3-Pointers	--	1
LED PSU IN...	<i>(INCLUDES TIES)</i>	
Scoring	--	9
Rebounds	--	3
Assists	--	17
Steals	--	9
Blocks	--	3





KEKE SEVILLIAN

5-7 // Guard // Jr./Jr. // Goodrich, Mich. // Goodrich

Major: Journalism & Broadcasting // Pronunciation: Key-key Civilian

10

2015-16 Season

Season: Appeared in 10 games with one start...Will miss the remainder of the season after having surgery (knee). **Holy Cross (11/13):** Scored seven points...Added one rebound and two steals. **Fordham (11/15):** Registered three steals, one block and one assist. **at Tennessee (11/18):** Scored two points with two rebounds...Added two steals. **Central Connecticut State (11/22):** Netted five points...Added two assists, one rebound and one steal. **at Cal State Northridge (11/27):** Had three steals and one point. **vs. BYU (11/28):** Handed out three assists with two steals in her first start of the season...Scored two points. **Virginia Tech (12/3):** Had one assists and one steal in 13 minutes of action. **at USF (12/6):** Notched one three-pointer...Swiped two steals. **Youngstown State (12/8):** Netted one basket and had one free throw for three points...Grabbed five rebounds...Swiped a team-best three steals and added one assist. **at St. Bonaventure (12/12):** Had one basket and an assist.

SEVILLIAN'S CAREER STATISTICS

YEAR	GP	GS	MIN	MPG	TOTAL			3-POINT			REBOUNDS			PF	FO	A	TO	B	S	PTS	AVG				
					FG	A	PCT	FG	A	PCT	FT	A	PCT									OFF	DEF	TOTAL	AVG
2013-14	22	0	120	5.5	8	28	.286	4	13	.308	11	13	.846	1	11	12	0.5	19	0	5	15	0	8	31	1.4
2014-15	30	19	588	19.6	33	91	.363	11	37	.297	12	26	.462	14	27	41	1.4	56	0	37	33	5	29	89	3.0
2015-16	10	1	212	21.2	10	31	.323	3	16	.188	1	4	.250	5	8	13	1.3	24	0	9	11	1	20	24	2.4
TOTAL	62	20	920	14.8	51	150	.340	18	66	.273	24	43	.558	20	46	66	1.1	99	0	51	59	6	57	144	2.3

SEVILLIAN'S BIG TEN STATISTICS

YEAR	GP	GS	MIN	MPG	TOTAL			3-POINT			REBOUNDS			PF	FO	A	TO	B	S	PTS	AVG				
					FG	A	PCT	FG	A	PCT	FT	A	PCT									OFF	DEF	TOTAL	AVG
2013-14	10	0	30	3.0	1	7	.143	1	4	.250	1	3	.333	1	2	3	0.3	1	0	1	2	0	1	4	0.4
2014-15	18	17	393	21.8	23	51	.451	7	21	.333	8	13	.615	7	18	25	1.4	33	0	15	21	3	15	61	3.4
TOTAL	28	17	423	15.1	24	58	.414	8	25	.320	9	16	.563	8	20	28	1.0	34	0	16	23	3	16	65	2.3





2015-16 GAME-BY-GAME

Opponent	GS	Min	FG	3FG	FT	O-D-T	PF	A	TO	B	S	Pts
HOLY CROSS (11/13)	15		3-6	1-3	-	1-0-1	1	-	-	-	2	7
FORDHAM (11/15)	10		0-1	0-1	-	1-1-2	2	1	-	1	3	-
at Tennessee (11/18)	23		1-3	0-1	-	1-1-2	3	-	2	-	2	2
CENTRAL CONN. STATE (11/22)	23		2-6	1-4	-	1-0-1	2	2	3	-	1	5
at Cal-State Northridge (11/27)	27		0-1	0-1	-	0-1-1	4	-	2	-	3	-
vs. BYU (11/28)	*	29	1-5	0-2	-	1-0-1	4	3	-	-	2	2
VIRGINIA TECH (12/3)	13		-	-	0-2	-	2	1	1	-	1	-
at USF (12/6)	27		1-1	1-1	-	-	2	-	1	-	2	3
YOUNGSTOWN STATE (12/8)	24		1-5	0-2	1-2	0-5-5	2	1	1	-	3	3
at St. Bonaventure (12/12)	21		1-3	-	-	-	2	1	1	-	1	2
SACRED HEART (12/20)						DNP - Injury						
NORTHWESTERN (12/31)						DNP - Injury						
at Minnesota (1/3)						DNP - Injury						
MICHIGAN STATE (1/7)						DNP - Injury						
at Wisconsin (1/10)						DNP - Injury						
NEBRASKA (1/13)						DNP - Injury						
MICHIGAN (1/17)						DNP - Injury						
at Iowa (1/20)						DNP - Injury						
at Illinois (1/23)						DNP - Injury						
MARYLAND (1/27)						DNP - Injury						
PURDUE (1/30)						DNP - Injury						
at Nebraska (2/2)						DNP - Injury						
RUTGERS (2/7)						DNP - Injury						
at Michigan State (2/11)						DNP - Injury						
OHIO STATE (2/14)						DNP - Injury						
at Northwestern (2/17)						DNP - Injury						
at Michigan (2/20)						DNP - Injury						
IOWA (2/24)						DNP - Injury						
at Indiana (2/27)						DNP - Injury						



SEVILLIAN'S NUMBERS

2015-16 SEASON HIGHS

Points	7 // Holy Cross, 11/13/15
Rebounds	5 // Youngstown State, 12/8/15
Assists	3 // vs. BYU, 11/28/15
Steals	3 (3x) // Youngstown State, 12/8/15
Blocks	1 // Fordham, 11/15/15
Field Goals	3 // Holy Cross, 11/13/15
3-Pointers	1 (3x) // at USF, 12/6/15
Free Throws	1 // Youngstown State, 12/8/15
Minutes	29 // vs. BYU, 11/28/15

CAREER HIGHS

Points	10 // at Purdue, 2/8/15
Rebounds	4 (3x) // at Iowa, 12/28/14
Assists	5 // Towson, 11/14/14
Steals	4 // St. Francis (Pa.), 11/8/13
Blocks	1 (6x) // Fordham, 11/15/15
Field Goals	3 (7x) // Holy Cross, 11/13/15
3-Pointers	2 (3x) // at Purdue, 2/8/15
Free Throws	4 // St. Francis (Pa.), 11/8/13
Minutes	36 (2x) // Illinois, 1/4/15

B1G HIGHS

Points	10 // at Purdue, 2/8/15
Rebounds	4 // at Iowa, 12/28/14
Assists	4 (3x) // Ohio State, 2/26/15
Steals	3 // at Wisconsin, 1/6/15
Blocks	1 (3x) // at Maryland, 2/23/15
Field Goals	3 (5x) // Michigan State, 2/11/15
3-Pointers	2 (2x) // at Purdue, 2/8/15
Free Throws	3 (3x) // at Purdue, 2/8/15
Minutes	36 (2x) // Illinois, 1/4/15

PRODUCTION NUMBERS

	2015-16	Career
Double-Double	--	--
Scored 10+	--	1
Scored 20+	--	--
Had 10+ Rebounds	--	--
Had 5+ Assists	--	1
Had 3+ Steals	3	7
Made 3+ 3-Pointers	--	--
LED PSU IN...	<i>(INCLUDES TIES)</i>	
Scoring	--	--
Rebounds	--	--
Assists	--	1
Steals	3	11
Blocks	--	--





TENIYA PAGE

5-7 // Guard // Fr./Fr. // Chicago, Ill. // Marian Catholic

Major: Economics // Pronunciation: tuh-nye-uh Page



Career Honors

Big Ten Freshman of the Week (Jan. 4, 2016)
2015 Jordan Brand Classic Participant

Career Notes

Is just the third rookie in Penn State history - and first since 1984-85 - to reach the 400-point and 100-assist mark as a freshman, joining Suzie McConnell (1984-85) and Corinne Gulas (1979-80)...Became just the fifth freshman in Penn State history to register a 30-point game, scoring 31 points vs. Michigan (1/17)...Ranks No. 7 on Penn State's freshman scoring list with 400 points...Sits No. 9 on the rookie assist charts at Penn State with 108 helpers...Has 14 career games with 10-plus points and four-plus assists...Earned Big Ten Freshman of the Week on Jan. 4, 2016.

WHAT THEY'RE SAYING...



"I am not sure if I have ever recruited a player harder [than I did Teniya]. she is a really good player. She was clutch down the stretch, went nine-for-nine from the foul line...and her pull up jumper is hard to stop. She played 39 minutes and only had one turnover, she is pretty special at the point guard position for Penn State."

- Matt Bollant, Illinois head coach

2015-16 Season,

Season: Started 26 games...Has at least 10 points in all but four games of her career... Became just the fifth freshman to eclipse the 30-point mark in a game, scoring a career-high 31 points against Michigan (1/17). **Holy Cross (11/13):** Scored 15 points with seven assists...Added two rebounds and one steal. **Fordham (11/15):** Tallied 11 points and six assists...Added three rebounds...Did not commit a turnover. **at Tennessee (11/18):** Scored 15 points with five assists...Chipped in three steals and four rebounds. **Central Connecticut State (11/22):** Netted 14 points with four assists... Also grabbed four rebounds and had two steals. **at Cal State Northridge (11/27):** Scored a then-career-high 26 points on 9-of-13 shooting from the field and 7-of-10 from free throw line...Grabbed eight rebounds, handed out six assists and collected four steals...Led the team points, rebounds, assists and steals. **vs. BYU (11/28):** Netted 10 points with four assists and two steals...Added her first career block...Pulled down eight rebounds. **Virginia Tech (12/3):** Reached double-digit scoring for the seventh-straight game with 16 points...Grabbed a team-high seven boards and dished out a team-best four assists...Also led the team with three steals. **at USF (12/6):** Notched 15 points...Had five defensive rebounds and dished out one assist, while tallying one steal. **Youngstown State (12/8):** Tallied six points and five rebounds...Tied a team-high with four assists. **at St. Bonaventure (12/12):** Scored seven points, going 5-for-6 from the charity stripe...Pulled down six rebounds, including two offensive boards. **Sacred Heart (12/20):** Tied a team-high seven field goals and made one three-pointer for 15 points...Nabbed four rebounds...Dished out a team-high seven assists to tie a career-high. **Northwestern (12/31):** Scored a team-best 27 points, going 9-for-20 from the field and 4-for-8 from three-point land...Made five free throws. **at Minnesota (1/3):** Went 6-for-15 from the floor and 2-for-4 from three-point land...Had three assists and pulled down two rebounds...Also added a block and a team-best two steals.

Michigan State (1/7): Led the team with 16 points, including going 5-for-8 from the charity stripe...Grabbed five rebounds...Swiped the ball three times and dished out two assists...Notched one block. **at Wisconsin (1/10):** Dropped two three-pointers on three attempts for six points...Tied a team-best three assists...Also had four rebounds, including three offensive boards. **Nebraska (1/13):** Scored a team-best 19 points with two three-pointers...Grabbed four rebounds, including three offensive boards. **Michigan (1/17):** Led Penn State with 31 points, becoming just the fifth freshmen in Lady Lion history to eclipse 30 points...Went 10-for-10 from the charity stripe...Also dished out three assists and tied a team-best four steals. **at Iowa (1/20):** Notched 14 points with five coming from the charity stripe...Grabbed seven rebounds, including two offensive boards...Had four assists, one block and one steal. **at Illinois (1/23)** Scored 20-or-more points for the fourth time with a team-best 27 points...Went 9-for-9 from the free throw line. **Maryland (1/27):** Notched 10 points, going 4-for-9 from the field and 2-for-2 from the charity stripe...Dished out a team-best four assists... Added two rebounds. **Purdue (1/30):** Made six field goals and went 2-for-2 from the line to score 16 points...Dished out a team-best five helpers. **at Nebraska (2/2):** Had a team-high seven assists...Scored nine points, five of which came from the charity stripe...Had a team-best two steals. **Rutgers (2/7):** Notched a team-best 18 points and four assists...Had two rebounds. **at Michigan State (2/11):** Scored a team-high 20 points with two three-pointers and two free throws...Pulled down three rebounds... Handed out a team-best four helpers...Eight of her 20 points came in the final 2:50 of the fourth quarter, including the go-ahead jumper with 1:01 to play in the game. **Ohio State (2/14):** Scored 11 points with one three-pointer...Grabbed four rebounds... Dished out a team-high five assists. **at Northwestern (2/17):** Handed out a team-high eight assists...Also tallied 10 points...Grabbed four defensive boards...Went 2-for-3 from beyond the arc.

PAGE'S CAREER STATISTICS

YEAR	GP	GS	MIN	MPG	TOTAL			3-POINT			FT	A	PCT	REBOUNDS			PF	FO	A	TO	B	S	PTS	AVG	
					FG	A	PCT	FG	A	PCT				OFF	DEF	TOTAL									AVG
2015-16	26	26	975	37.5	141	341	.413	31	73	.425	87	116	.750	29	74	103	4.0	54	0	104	70	4	35	400	15.4
TOTAL	26	26	975	37.5	141	341	.413	31	73	.425	87	116	.750	29	74	103	4.0	54	0	104	70	4	35	400	15.4

PAGE'S BIG TEN STATISTICS

YEAR	GP	GS	MIN	MPG	TOTAL			3-POINT			FT	A	PCT	REBOUNDS			PF	FO	A	TO	B	S	PTS	AVG	
					FG	A	PCT	FG	A	PCT				OFF	DEF	TOTAL									AVG
2015-16	15	15	580	38.7	84	206	.408	24	51	.471	58	72	.806	13	34	47	3.1	29	0	56	48	3	16	250	16.7
TOTAL	15	15	580	38.7	84	206	.408	24	51	.471	58	72	.806	13	34	47	3.1	29	0	56	48	3	16	250	16.7





2015-16 GAME-BY-GAME

Opponent	GS	Min	FG	3FG	FT	O-D-T	PF	A	TO	B	S	Pts
HOLY CROSS (11/13)	*	38	6-11	1-3	2-8	0-2-2	2	7	4	-	1	15
FORDHAM (11/15)	*	38	5-11	1-1	-	2-1-3	1	6	-	-	-	11
at Tennessee (11/18)	*	38	6-16	1-3	2-2	0-4-4	1	5	4	-	3	15
CENTRAL CONN. STATE (11/22)	*	31	6-9	-	2-2	1-3-4	2	4	4	-	2	14
at Cal-State Northridge (11/27)	*	32	9-13	1-1	7-10	2-6-8	4	6	1	-	4	26
vs. BYU (11/28)	*	38	3-15	1-3	3-7	3-5-8	4	4	2	1	2	10
VIRGINIA TECH (12/3)	*	37	6-16	0-4	4-5	3-4-7	4	4	2	-	3	16
at USF (12/6)	*	33	5-13	1-2	4-4	0-5-5	2	1	2	-	1	15
YOUNGSTOWN STATE (12/8)	*	37	3-13	0-2	0-0	1-4-5	-	4	-	-	1	6
at St. Bonaventure (12/12)	*	34	1-7	0-2	5-6	2-4-6	3	-	1	-	1	7
SACRED HEART (12/20)	*	39	7-11	1-1	-	2-2-4	2	7	2	-	1	15
NORTHWESTERN (12/31)	*	40	9-20	4-8	5-10	0-2-2	2	1	2	-	1	27
at Minnesota (1/3)	*	36	6-15	2-4	2-2	2-0-2	4	3	2	1	2	16
MICHIGAN STATE (1/7)	*	38	5-13	1-2	5-8	2-3-5	1	2	5	1	3	16
at Wisconsin (1/10)	*	35	2-10	2-3	-	3-1-4	2	3	4	-	-	6
NEBRASKA (1/13)	*	34	7-18	2-3	3-3	3-1-4	2	1	-	-	-	19
MICHIGAN (1/17)	*	37	10-17	1-2	10-10	0-2-2	4	3	3	-	4	31
at Iowa (1/20)	*	38	4-10	1-3	5-6	2-5-7	2	4	2	1	1	14
at Illinois (1/23)	*	39	8-15	2-7	9-9	0-5-5	2	2	1	-	1	27
MARYLAND (1/27)	*	36	4-9	0-1	2-2	0-2-2	-	4	-	-	-	10
PURDUE (1/30)	*	50	6-19	2-2	2-2	0-1-1	4	5	9	-	1	16
at Nebraska (2/2)	*	40	2-8	0-2	5-6	-	2	7	1	-	2	9
RUTGERS (2/7)	*	40	6-16	2-3	4-7	1-1-2	3	4	4	-	-	18
at Michigan State (2/11)	*	40	8-16	2-3	2-2	0-3-3	1	4	4	-	1	20
OHIO STATE (2/14)	*	39	4-12	1-5	2-2	0-4-4	-	5	5	-	-	11
at Northwestern (2/17)	*	38	3-8	2-3	2-3	0-4-4	-	8	6	-	-	10
at Michigan (2/20)												
IOWA (2/24)												
at Indiana (2/27)												



PAGE'S NUMBERS

2015-16 SEASON HIGHS

Points	31 // Michigan, 1/17/16
Rebounds	8 (2x) // vs. BYU, 11/28/15
Assists	8 // at Northwestern, 2/17/16
Steals	4 (2x) // Michigan, 1/17/16
Blocks	1 (4x) // at Iowa, 1/20/16
Field Goals	10 // Michigan, 1/17/16
3-Pointers	4 // Northwestern, 12/31/15
Free Throws	10 // Michigan, 1/17/16
Minutes	50 // Purdue, 1/30/16

CAREER HIGHS

Points	31 // Michigan, 1/17/16
Rebounds	8 (2x) // vs. BYU, 11/28/15
Assists	8 // at Northwestern, 2/17/16
Steals	4 (2x) // Michigan, 1/17/16
Blocks	1 (4x) // at Iowa, 1/20/16
Field Goals	10 // Michigan, 1/17/16
3-Pointers	4 // Northwestern, 12/31/15
Free Throws	10 // Michigan, 1/17/16
Minutes	50 // Purdue, 1/30/16

B1G HIGHS

Points	31 // Michigan, 1/17/16
Rebounds	7 // at Iowa, 1/20/16
Assists	8 // at Northwestern, 2/17/16
Steals	4 // Michigan, 1/17/16
Blocks	1 (3x) // at Iowa, 1/20/16
Field Goals	10 // Michigan, 1/17/16
3-Pointers	4 // Northwestern, 12/31/15
Free Throws	10 // Michigan, 1/17/16
Minutes	50 // Purdue, 1/30/16

PRODUCTION NUMBERS

	2015-16	Career
Double-Double	--	--
Scored 10+	22	22
Scored 20+	5	5
Had 10+ Rebounds	--	--
Had 5+ Assists	9	9
Had 3+ Steals	5	5
Made 3+ 3-Pointers	1	1
LED PSU IN...	<i>(INCLUDES TIES)</i>	
Scoring	8	8
Rebounds	3	3
Assists	16	16
Steals	8	8
Blocks	1	1





LINDSEY SPANN

5-6 // Guard // Jr./So. // Laurel, Md. // Good Counsel

Major: Advertising & Public Relations // Pronunciation: Lindsey Spann

12

Career Honors

Academic All-Big Ten (2015)
Big Ten Freshman of the Week (Dec. 30, 2014)

Career Notes

Just the fifth freshman since 1980-81 to lead the team in scoring average, joining Maggie Lucas (2010-11), Tyra Grant (2006-07), Kelly Mazzante (2000-01) and Susan Robinson (1988-89)...Ranks No. 8 all-time on the Penn State freshman scoring list with 384 points in 2014-15...Finished 2014-15 ranked No. 6 on the Penn State freshman three pointers made list (37)...Ranks No. 15 on the Penn State career three-pointers made charts (91)...Reached double-figure in scoring in each of her first eight career games, a feat not accomplished by Penn State's top two career scoring leaders, Kelly Mazzante and Maggie Lucas...Earned Big Ten Freshman of the Week once during her rookie season; Dec. 30, 2014...Was among a school-record seven Lady Lions to earn Academic All-Big Ten in 2014-15.

WHAT THEY'RE SAYING...



"Lindsey Spann is a really good player. She's been [a good player] in our conference for what seems like a while now. She's tough and she has the ability to shoot the three, but she also has a great midrange game. That makes her a difficult match up, that and she's a really smart basketball player."

- Kevin McGuff, Ohio State head coach

(1/10): Made nine field goals and drained three three-pointers for a team-high 21 points...Grabbed five rebounds, including three offensive boards...Tied a team-high three assists and notched a team-best three steals. **Nebraska (1/13)**: Had two three-pointers and two jump shots for 10 points...Was one-of-five players to reach double-digit scoring for the second time this season...Pulled down one rebound...Had a team-high five assists...Nabbed one steal. **Michigan (1/17)**: Dropped five three-pointers on nine attempts for 17 points...Also pulled down two rebounds and had one steal. **at Iowa (1/20)**: Tied a team-high 16 points...Dished out a team-best eight helpers...Also had six rebounds and two steals...Went a perfect 4-for-4 from the charity stripe. **at Illinois (1/23)**: Knocked down three three-pointers for nine points...Had a team-high three helpers and notched one steal...Grabbed two defensive rebounds. **Maryland (1/27)**: Scored a team-high 14 points with two three-pointers...Added two assists and two rebounds. **Purdue (1/30)**: Was one of five players to notch double-digit scoring with 15 points...Went 5-for-5 from the charity stripe...Had four rebounds, two assists and two steals. **at Nebraska (2/2)**: Went .500 from the field, going 5-for-10...Drained four three-pointers on six attempts...Pulled down three rebounds...Added three assists. **Rutgers (2/7)**: Brought down a team-best nine rebounds...Scored 13 points and added three assists...Also had a team-high three steals. **at Michigan State (2/11)**: Tied a team-best seven rebounds and four assists...Scored five points. **Ohio State (2/14)**: Notched a team-best 21 points with four three-pointers...Also had one free throw...Pulled down three rebounds...Notched one assist. **at Northwestern (2/17)**: Went 7-for-11 from the field, including going 4-for-5 from beyond the arc to score a team-high 18 points...Pulled down seven rebounds...Also had four assists, three steals and one block.

2015-16 Season

Season: Appeared in 26 games with 21 starts. **Holy Cross (11/13)**: Scored five points...Added four rebounds, four assists and four steals. **Fordham (11/15)**: Scored four points with five rebounds...Chipped in two assists and two steals. **at Tennessee (11/18)**: Connected on three triples on her way to 14 points...Had five assists, three rebounds, two steals and one block. **Central Connecticut State (11/22)**: Had seven points...Added two assists and two steals. **at Cal State Northridge (11/27)**: Netted 12 points on 5-of-12 shooting, including two three-pointers...Added two assists and one steal. **Virginia Tech (12/3)**: Scored a team-high 20 points, going six-for-six from the charity stripe...Knocked down two three-pointers...Had one rebound, two assists and one steal. **at USF (12/6)**: Posted 17 points, going 5-for-10 from the field...Dropped three three-pointers...Went 4-for-4 from the charity stripe...Dished out three assists and had one steal. **Youngstown State (12/8)**: Notched three three-pointers on her way to 13 points...Handed out two helpers and grabbed one rebound. **at St. Bonaventure (12/12)**: Made five field goals and five free throws, while dropping two treys for 17 points...Had four rebounds...Added two assists and a team-high three steals. **Sacred Heart (12/20)**: Scored a team-best and a season-high 23 points with seven field goals and eight free throws...Tallied five rebounds...Had five assist and tied a team-high three steals. **Northwestern (12/31)**: Scored two points and one rebound...Had one assist. **at Minnesota (1/3)**: Notched a team-best 30 points, making her the first player since Maggie Lucas to post a 30-point game, Feb. 13, 2014...Went 7-for-11 from beyond the arc...Pulled down three rebounds...Had two assists. **Michigan State (1/7)**: Made one free throw and pulled down two rebounds in 21 minutes of action. **at Wisconsin**

SPANN'S CAREER STATISTICS

YEAR	GP	GS	MIN	MPG	TOTAL			3-POINT			FT	A	PCT	REBOUNDS			PF	FO	A	TO	B	S	PTS	AVG	
					FG	A	PCT	FG	A	PCT				OFF	DEF	TOTAL									AVG
2014-15	29	17	876	30.2	144	380	.379	37	117	.316	59	83	.711	8	66	74	2.6	65	2	88	106	0	32	384	13.2
2015-16	26	21	839	32.3	119	320	.372	54	153	.353	48	55	.873	21	63	84	3.2	52	1	70	51	2	35	340	13.1
TOTAL	55	38	1715	31.2	263	700	.376	91	270	.337	107	138	.775	29	129	158	2.9	117	3	158	157	2	67	724	13.2

SPANN'S BIG TEN STATISTICS

YEAR	GP	GS	MIN	MPG	TOTAL			3-POINT			FT	A	PCT	REBOUNDS			PF	FO	A	TO	B	S	PTS	AVG	
					FG	A	PCT	FG	A	PCT				OFF	DEF	TOTAL									AVG
2014-15	17	6	483	28.4	77	217	.355	27	73	.370	28	38	.737	4	37	41	2.4	31	0	45	66	0	15	209	12.3
2015-16	15	15	513	34.2	77	198	.389	37	94	.394	15	17	.882	16	41	57	3.8	30	0	41	29	1	16	206	13.7
TOTAL	32	21	996	31.1	154	415	.371	64	167	.383	43	55	.782	20	78	98	3.1	61	0	86	95	1	31	415	13.0





2015-16 GAME-BY-GAME

Opponent	GS	Min	FG	3FG	FT	O-D-T	PF	A	TO	B	S	Pts
HOLY CROSS (11/13)		27	1-9	0-6	3-4	0-4-4	-	4	1	-	4	5
FORDHAM (11/15)		20	2-10	0-3	-	2-3-5	1	2	3	-	2	4
at Tennessee (11/18)		33	5-12	3-7	1-2	0-3-3	2	5	2	1	2	14
CENTRAL CONN. STATE (11/22) *		26	1-6	1-2	4-4	0-1-1	-	2	1	-	2	7
at Cal-State Northridge (11/27) *		30	5-12	2-7	-	0-1-1	2	2	5	-	1	12
vs. BYU (11/28)		31	1-6	0-3	-	0-1-1	3	-	1	-	-	2
VIRGINIA TECH (12/3)		32	6-12	2-5	6-6	0-1-1	4	2	3	-	1	20
at USF (12/6)	*	29	5-10	3-7	4-4	0-1-1	5	3	1	-	1	17
YOUNGSTOWN STATE (12/8)	*	28	4-12	3-7	2-4	0-1-1	-	2	2	-	-	13
at St. Bonaventure (12/12)	*	36	5-13	2-6	5-6	1-3-4	2	2	1	-	3	17
SACRED HEART (12/20)	*	34	7-20	1-6	8-8	2-3-5	3	5	2	-	3	23
NORTHWESTERN (12/31)	*	31	1-7	0-3	-	0-1-1	4	1	2	-	-	2
at Minnesota (1/3)	*	34	10-18	7-11	3-3	0-3-3	4	2	3	-	-	30
MICHIGAN STATE (1/7)	*	21	0-8	0-2	1-2	0-2-2	-	-	-	-	-	1
at Wisconsin (1/10)	*	38	9-24	3-12	-	3-2-5	2	3	-	-	3	21
NEBRASKA (1/13)	*	25	4-12	2-6	-	0-1-1	2	5	2	-	1	10
MICHIGAN (1/17)	*	37	6-13	5-9	-	1-1-2	2	-	2	-	1	17
at Iowa (1/20)	*	36	5-14	2-7	4-4	0-6-6	1	8	3	-	2	16
at Illinois (1/23)	*	36	3-12	3-9	-	0-2-2	1	3	-	-	1	9
MARYLAND (1/27)	*	33	6-18	2-7	-	0-2-2	1	2	4	-	-	14
PURDUE (1/30)	*	45	5-13	0-3	5-5	1-3-4	4	2	1	-	2	15
at Nebraska (2/2)	*	32	5-10	4-6	-	0-3-3	4	3	1	-	-	14
RUTGERS (2/7)	*	35	6-19	1-7	-	4-5-9	2	3	2	-	3	13
at Michigan State (2/11)	*	36	2-5	-	1-2	2-5-7	3	4	2	-	-	5
OHIO STATE (2/14)	*	38	8-14	4-7	1-1	2-1-3	-	1	2	-	-	21
at Northwestern (2/17)	*	36	7-11	4-5	-	3-4-7	-	4	5	1	3	18
at Michigan (2/20)												
IOWA (2/24)												
at Indiana (2/27)												

SPANN'S NUMBERS

2015-16 SEASON HIGHS

Points	30 // at Minnesota, 1/3/16
Rebounds	9 // Rutgers, 2/7/16
Assists	8 // at Iowa, 1/20/16
Steals	4 // Holy Cross, 11/13/15
Blocks	1 (2x) // at Northwestern, 2/17/16
Field Goals	10 // at Minnesota, 1/3/16
3-Pointers	7 // at Minnesota, 1/3/16
Free Throws	8 // Sacred Heart, 12/20/15
Minutes	45 // Purdue, 1/30/16

CAREER HIGHS

Points	30 // at Minnesota, 1/3/16
Rebounds	9 // Rutgers, 2/7/16
Assists	8 // at Iowa, 1/20/16
Steals	4 // Holy Cross, 11/13/15
Blocks	1 (2x) // at Northwestern, 2/17/16
Field Goals	11 (2x) // USF, 12/21/14
3-Pointers	7 // at Minnesota, 1/3/16
Free Throws	8 // Sacred Heart, 12/20/15
Minutes	45 // Purdue, 1/30/16

B1G HIGHS

Points	30 // at Minnesota, 1/3/16
Rebounds	9 // Rutgers, 2/7/16
Assists	8 // at Iowa, 1/20/16
Steals	3 // at Wisconsin, 1/10/16
Blocks	1 // at Northwestern, 2/17/16
Field Goals	10 // at Minnesota, 1/3/16
3-Pointers	7 // at Minnesota, 1/3/16
Free Throws	6 // at Iowa, 12/28/14
Minutes	45 // Purdue, 1/30/16

PRODUCTION NUMBERS

	2015-16	Career
Double-Double	--	--
Scored 10+	18	38
Scored 20+	5	10
Had 10+ Rebounds	--	--
Had 5+ Assists	4	10
Had 3+ Steals	6	8
Made 3+ 3-Pointers	10	13

LED PSU IN... (INCLUDES TIES)

Scoring	8	25
Rebounds	2	3
Assists	6	16
Steals	5	11
Blocks	1	1





KALIYAH MITCHELL

6-2 // Forward // Jr./Jr. // Stone Mountain, Ga. // Stephenson

Major: Elementary Education // Pronunciation: kuh-LEE-uh Mitchell

15

Career Honors

Academic All-Big Ten (2015)

Career Notes

Appeared in all 88 career games with 49 starts... Currently ranks No. 19 in Penn State history in career free throw percentage, making 200-of-262 shots from the charity stripe for a .763 clip...Owns seven career double-doubles...Posted back-to-back doubles-doubles in 2014-15; vs. Indiana (1/22; 20 p, 11 r) and vs. Northwestern (1/25; 10 p, 15 r), to become the first Lady Lion to accomplish the feat since Nikki Greene did so on Jan. 27 & 30, 2011...Was among a school-record seven Lady Lions to earn Academic All-Big Ten in 2014-15.

2015-16 Season

Season: Played in 26 games with 24 starts. **Fordham (11/15):** Scored 15 points with three rebounds. **at Tennessee (11/18):** Logged 11 points. **Central Connecticut State (11/22):** Tallied 12 points with eight rebounds... Added two assists and three steals. **at Cal State Northridge (11/27):** Scored 13 points to go along with six rebounds...Added two assists and one blocked shot. **vs. BYU (11/28):** Scored 11 points, including a 6-of-6 effort from the free throw line...Added two assists and blocked shot. **Virginia Tech (12/3):** Netted five points and grabbed six rebounds...Also had one three-pointer and an assist. **at USF (12/6):** Shot 70.0 percent from the floor, going 7-for-10...Also made four free throws for a team-high 18 points...Dished out two assists...Had one block and added three steals. **Youngstown State (12/8):** Posted her first double-double of the season with 16 points and 12 rebounds...Went 3-for-4 from the charity stripe...Added one assist and one steal. **at St. Bonaventure (12/12):** Contributed five points with one free throw...Blocked one shot and grabbed five rebounds. **Sacred Heart (12/20):** Made five baskets from the field...Went 5-for-5 from the charity stripe... Tallied 15 points and 11 rebounds for her sixth career double-double...Also had one block and three steals. **Northwestern (12/31):** Was one-of-three Lady Lions to pull down 10-or-more rebounds with 11 boards...Scored eight points with one block and one steal. **at Minnesota (1/3):** Logged 29 minutes of play with seven points...Dished out a team-high four assists and tied a team-best seven rebounds. **Michigan State (1/7):** Dished out a team-best three helpers, while adding one steal...Scored five points, including one three-pointer...Grabbed five boards. **at Wisconsin (1/10):** Played 21 minutes with four points and one assist...Pulled down three rebounds. **Nebraska (1/13):** Was one-of-five players to reach double-figure scoring for the second time this season with 14 points...Notched four rebounds... Went 4-for-4 from the charity stripe. **Michigan (1/17):** Scored eight points,

including one three-pointer and one free throw...Had four rebounds... Also tallied two steals and one block. **at Iowa (1/20):** Scored 12 points and grabbed seven rebounds...Posted a team-best three steals in 29 minutes of action. **at Illinois (1/23):** Led the Lady Lions with eight rebounds...Added nine points and one steal...Went 4-for-6 from the charity stripe. **Maryland (1/27):** Went 2-for-2 from the free throw line and scored eight points...Had two boards and a team-high two steals. **Purdue (1/30):** Notched her seventh career double-double with 10 points and a team-high 11 rebounds...Also led the team with four steals...Added one block. **at Nebraska (2/2):** Scored a team-high 16 points with two three-pointers and four free throws...Grabbed three rebounds...Had one steal. **Rutgers (2/7):** Scored three points...Also had two rebounds, one steal and one helper. **at Michigan State (2/11):** Had a team-high two steals...Scored seven points and grabbed three rebounds, including two offensive boards. **Ohio State (2/14):** Scored 10 points...Tied a team-best three steals...Grabbed five rebounds...Also had two assists. **at Northwestern (2/17):** Went 5-for-7 from the charity stripe and 4-for-5 from the floor to score 13 points...Had a team-best seven steals...Also tallied five rebounds and two assists.

MITCHELL'S CAREER STATISTICS

YEAR	GP	GS	MIN	MPG	TOTAL			3-POINT			FT	A	PCT	REBOUNDS			PF	FO	A	TO	B	S	PTS	AVG	
					FG	A	PCT	FG	A	PCT				OFF	DEF	TOTAL									AVG
2013-14	32	0	546	17.1	41	114	.360	1	14	.071	61	83	.735	40	100	140	4.4	64	2	28	26	5	20	144	4.5
2014-15	30	25	897	29.9	84	250	.336	11	56	.196	71	99	.717	58	151	209	7.0	102	6	43	70	18	45	250	8.3
2015-16	26	24	784	30.2	87	198	.439	13	38	.342	68	80	.850	38	97	135	5.2	84	5	26	51	8	38	255	9.8
TOTAL	88	49	2227	25.3	212	562	.377	25	108	.231	200	262	.763	136	348	484	5.5	250	13	97	147	31	103	649	7.4

MITCHELL'S BIG TEN STATISTICS

YEAR	GP	GS	MIN	MPG	TOTAL			3-POINT			FT	A	PCT	REBOUNDS			PF	FO	A	TO	B	S	PTS	AVG	
					FG	A	PCT	FG	A	PCT				OFF	DEF	TOTAL									AVG
2013-14	16	0	264	16.5	17	54	.315	0	6	.000	30	43	.698	16	58	74	4.6	32	0	19	11	4	8	64	4.0
2014-15	18	13	542	30.1	49	145	.338	7	34	.206	36	49	.735	30	90	120	6.7	58	2	35	42	12	20	141	7.8
2015-16	15	13	461	30.7	46	106	.434	7	16	.438	35	44	.795	24	56	80	5.3	48	1	14	24	3	27	134	8.9
TOTAL	49	26	1267	25.9	112	305	.367	14	56	.250	101	136	.743	70	204	274	5.6	138	3	68	77	19	55	339	6.9





2015-16 GAME-BY-GAME

Opponent	GS	Min	FG	3FG	FT	O-D-T	PF	A	TO	B	S	Pts
HOLY CROSS (11/13)	*	22	0-3	0-2	-	0-2-2	5	1	4	-	1	-
FORDHAM (11/15)	*	33	5-11	0-3	5-6	0-3-3	3	-	1	-	-	15
at Tennessee (11/18)	*	21	4-8	1-4	2-2	0-1-1	5	1	1	-	-	11
CENTRAL CONN. STATE (11/22)	*	33	4-10	1-2	3-4	1-7-8	1	2	2	-	3	12
at Cal-State Northridge (11/27)	*	29	4-10	1-2	4-4	2-4-6	4	2	8	1	-	13
vs. BYU (11/28)	*	29	2-8	1-1	6-6	0-1-1	5	2	2	1	-	11
VIRGINIA TECH (12/3)	*	30	2-8	1-2	-	1-5-6	1	1	2	-	-	5
at USF (12/6)	*	30	7-10	0-1	4-4	-	5	2	3	1	3	18
YOUNGSTOWN STATE (12/8)	*	27	6-10	1-2	3-4	6-6-12	4	1	2	-	1	16
at St. Bonaventure (12/12)	*	35	2-6	0-2	1-1	2-3-5	1	-	1	1	-	5
SACRED HEART (12/20)	*	34	5-8	0-1	5-5	2-9-11	2	-	1	1	3	15
NORTHWESTERN (12/31)	*	25	3-6	-	2-4	1-10-11	4	-	1	1	1	8
at Minnesota (1/3)	*	29	2-10	0-1	3-4	5-2-7	4	4	-	-	-	7
MICHIGAN STATE (1/7)	*	33	2-7	1-1	-	1-4-5	4	3	2	-	1	5
at Wisconsin (1/10)	*	21	2-6	0-1	-	1-2-3	3	1	1	-	-	4
NEBRASKA (1/13)		28	5-11	0-2	4-4	2-2-4	1	-	1	-	-	14
MICHIGAN (1/17)		22	3-5	1-2	1-1	2-2-4	5	-	1	1	2	8
at Iowa (1/20)	*	29	4-9	1-1	3-4	2-5-7	3	-	2	-	3	12
at Illinois (1/23)	*	30	2-3	1-1	4-6	1-7-8	4	1	1	-	-	9
MARYLAND (1/27)	*	31	3-6	0-1	2-2	1-1-2	3	-	4	-	2	8
PURDUE (1/30)	*	45	4-10	-	2-2	4-7-11	3	-	2	1	4	10
at Nebraska (2/2)	*	38	5-10	2-3	4-5	0-3-3	4	-	1	-	1	16
RUTGERS (2/7)	*	35	1-5	1-2	-	0-2-2	2	1	-	-	1	3
at Michigan State (2/11)	*	21	3-5	-	1-1	2-1-3	3	-	3	-	2	7
OHIO STATE (2/14)	*	37	3-8	0-1	4-4	1-4-5	2	2	2	-	3	10
at Northwestern (2/17)	*	37	4-5	-	5-7	1-4-5	3	2	3	-	7	13
at Michigan (2/20)												
IOWA (2/24)												
at Indiana (2/27)												

MITCHELL'S NUMBERS

2015-16 SEASON HIGHS

Points	18 // at USF, 12/6/15
Rebounds	12 // Youngstown State, 12/8/15
Assists	4 // at Minnesota, 1/3/16
Steals	7 // at Northwestern, 2/17/16
Blocks	1 (5x) // Sacred Heart, 12/20/15
Field Goals	7 // at USF, 12/6/15
3-Pointers	2 // at Nebraska, 2/2/16
Free Throws	6 // vs. BYU, 11/28/15
Minutes	45 // Purdue, 1/30/16

CAREER HIGHS

Points	20 (2x) // Indiana, 1/22/15
Rebounds	15 // Northwestern, 1/25/15
Assists	4 (4x) // at Minnesota, 1/3/16
Steals	7 // at Northwestern, 2/17/16
Blocks	2 (4x) // at Rutgers, 2/1/15
Field Goals	8 // Wagner, 12/7/14
3-Pointers	2 (2x) // at Nebraska, 2/2/16
Free Throws	7 // Northwestern, 2/20/14
Minutes	45 // Purdue, 1/30/16

BIG HIGHS

Points	20 // Indiana, 1/22/15
Rebounds	15 // Northwestern, 1/25/15
Assists	4 (4x) // at Minnesota, 1/3/16
Steals	7 // at Northwestern, 2/17/16
Blocks	2 (4x) // at Rutgers, 2/1/15
Field Goals	7 // Indiana, 1/22/15
3-Pointers	2 (2x) // at Nebraska, 2/2/16
Free Throws	7 // Northwestern, 2/20/14
Minutes	45 // Purdue, 1/30/16

PRODUCTION NUMBERS

	2015-16	Career
Double-Double	3	7
Scored 10+	14	27
Scored 20+	--	2
Had 10+ Rebounds	4	13
Had 5+ Assists	--	--
Had 3+ Steals	7	16
Had 2+ Blocks	--	5
Made 3+ 3-Pointers	--	--
<i>LED PSU IN...</i> (INCLUDES TIES)		
Scoring	3	5
Rebounds	4	14
Assists	2	7
Steals	9	25
Blocks	4	12





LEAH KNIZNER

5-9 // Guard // Fr./Fr. // Greensburg, Pa. // Hempfield Area

Major: Architectural Engineering // Pronunciation: Leah kizz-nur

22

Career Notes

Joined the program as a walk-on in October, 2015... Father, Matt, played football at Penn State from 1985-87 and was a part of the 1986 National Championship team that defeated Miami (Fla.), 14-10, in the Fiesta Bowl to cap a perfect 12-0 season.

2015-16 Season

Season: Appeared in 16 games. **Central Connecticut State (11/22):** Made her first career appearance...Connected on a three-pointer for her first career points. **vs. BYU (11/28):** Played one minute. **Youngstown State (12/8):** Played one minute. **Sacred Heart (12/20):** Drained one three pointer in five minutes of action. **Northwestern (12/31):** Had one rebound in two minutes of action. **at Minnesota (1/3):** Logged one minute of action. **Michigan State (1/7):** Saw three minutes on the hardwood. **at Wisconsin (1/10):** Saw two minutes of action. **Nebraska (1/13):** Played two minutes. **Michigan (1/17):** Same three minutes on the hardwood. **at Iowa (1/20):** Saw six minutes of action and pulled down one rebound. **at Illinois (1/23):** Played eight minutes with two defensive rebounds. **Maryland (1/27):** Saw six minutes of action. **Purdue (1/30):** Had one rebound in one minute. **at Nebraska (2/2):** Played one minute. **at Northwestern (2/17):** Saw one minute of action.

KNIZNER'S CAREER STATISTICS

YEAR	GP	GS	MIN	MPG	FG	TOTAL			3-POINT			FT	A	PCT	REBOUNDS				PF	FO	A	TO	B	S	PTS	AVG
						A	PCT	FG	A	PCT	OFF				DEF	TOTAL	AVG									
2015-16	16	0	44	2.9	2	5	.400	2	3	.750	0	0	.000	1	4	5	0.3	5	0	0	3	0	0	6	0.4	
TOTAL	16	0	44	2.9	2	5	.400	2	3	.750	0	0	.000	1	4	5	0.3	5	0	0	3	0	0	6	0.4	

KNIZNER'S BIG TEN STATISTICS

YEAR	GP	GS	MIN	MPG	FG	TOTAL			3-POINT			FT	A	PCT	REBOUNDS				PF	FO	A	TO	B	S	PTS	AVG	
						A	PCT	FG	A	PCT	OFF				DEF	TOTAL	AVG										
2015-16	12	0	35	3.1	0	2	.000	0	1	.000	0	0	.000	1	4	5	0.5	3	0	0	2	0	0	2	0	0	0.0
TOTAL	12	0	35	3.1	0	2	.000	0	1	.000	0	0	.000	1	4	5	0.5	3	0	0	2	0	0	2	0	0	0.0





2015-16 GAME-BY-GAME

Opponent	GS	Min	FG	3FG	FT	O-D-T	PF	A	TO	B	S	Pts
HOLY CROSS (11/13)						DNP						
FORDHAM (11/15)						DNP						
at Tennessee (11/18)						DNP						
CENTRAL CONN. STATE (11/22)	3		1-2	1-1	-	-	-	-	-	-	-	3
at Cal-State Northridge (11/27)						DNP						
vs. BYU (11/28)	1		-	-	-	-	2	-	-	-	-	-
VIRGINIA TECH (12/3)						DNP						
at USF (12/6)						DNP						
YOUNGSTOWN STATE (12/8)	1		-	-	-	-	-	-	-	-	-	-
at St. Bonaventure (12/12)						DNP						
SACRED HEART (12/20)	5		1-1	1-1	-	-	-	-	-	-	-	3
NORTHWESTERN (12/31)	2		0-1	-	-	0-1-1	-	-	1	-	-	2
at Minnesota (1/3)	1		-	-	-	-	1	-	-	-	-	-
MICHIGAN STATE (1/7)	3		-	-	-	-	-	-	-	-	-	-
at Wisconsin (1/10)	2		-	-	-	-	-	-	-	-	-	-
NEBRASKA (1/13)	2		-	-	-	-	-	-	-	-	-	-
MICHIGAN (1/17)	3		-	-	-	-	-	-	-	-	-	-
at Iowa (1/20)	6		-	-	-	1-0-1	1	-	-	-	-	-
at Illinois (1/23)	8		-	-	-	0-2-2	1	-	-	-	-	-
MARYLAND (1/27)	6		-	-	-	-	1	-	1	-	-	-
PURDUE (1/30)	1		-	-	-	0-1-1	-	-	-	-	-	-
at Nebraska (2/2)	1		-	-	-	-	-	-	-	-	-	-
RUTGERS (2/7)						DNP						
at Michigan State (2/11)						DNP						
OHIO STATE (2/14)						DNP						
at Northwestern (2/17)	1		0-1	0-1	-	-	-	-	-	-	-	-
at Michigan (2/20)												
IOWA (2/24)												
at Indiana (2/27)												



KNIZNER'S NUMBERS

2015-16 SEASON HIGHS

Points	3 (2x) // Sacred Heart, 12/20/15
Rebounds	2 // at Illinois, 1/23/16
Assists	-- // --
Steals	-- // --
Blocks	-- // --
Field Goals	1 (2x) // Sacred Heart, 12/20/15
3-Pointers	1 (2x) // Sacred Heart, 12/20/15
Free Throws	-- // --
Minutes	8 // at Illinois, 1/23/16

CAREER HIGHS

Points	3 (2x) // Sacred Heart, 12/20/15
Rebounds	2 // at Illinois, 1/23/16
Assists	-- // --
Steals	-- // --
Blocks	-- // --
Field Goals	1 (2x) // Sacred Heart, 12/20/15
3-Pointers	1 (2x) // Sacred Heart, 12/20/15
Free Throws	-- // --
Minutes	8 // at Illinois, 1/23/16

B1G HIGHS

Points	-- // --
Rebounds	2 // at Illinois, 1/23/16
Assists	-- // --
Steals	-- // --
Blocks	-- // --
Field Goals	-- // --
3-Pointers	-- // --
Free Throws	-- // --
Minutes	8 // at Illinois, 1/23/16

PRODUCTION NUMBERS

	2015-16	Career
Double-Double	--	--
Scored 10+	--	--
Scored 20+	--	--
Had 10+ Rebounds	--	--
Had 5+ Assists	--	--
Had 3+ Steals	--	--
Made 3+ 3-Pointers	--	--
LED PSU IN...	<i>(INCLUDES TIES)</i>	
Scoring	--	--
Rebounds	--	--
Assists	--	--
Steals	--	--
Blocks	--	--





JAYLEN WILLIAMS

6-3 // Forward // Fr./Fr. // Easton, Mass. // Archbishop Williams

Major: Undecided // Pronunciation: JAY-linn Williams

23

Career Honors

McDonald's High School All-America Nominee

2015-16 Season

Season: Appeared in 24 games. **Holy Cross (11/13):** Scored two points going 2-for-2 from the free throw stripe. **Fordham (11/15):** Scored two points going 2-for-2 from the free throw stripe. **Central Connecticut State (11/22):** Scored two points and secured her first career rebound and blocked shot. **vs. BYU (11/28):** Grabbed four rebounds and had one steal. **Virginia Tech (12/3):** Saw five minutes of action. **at USF (12/6):** Made one free throw in four minutes of action. **at St. Bonaventure (12/12):** Notched two points in six minutes of action...Had two rebounds. **Northwestern (12/31):** Notched four points...Pulled down three rebounds. **at Minnesota (1/3):** Played two minutes with two rebounds. **Michigan State (1/7):** Saw five minutes of action...Grabbed two rebounds. **at Wisconsin (1/10):** Grabbed six rebounds, including five offensive boards in 14 minutes of action...Made one free throw...Also tallied one block. **Nebraska (1/13):** Played 17 minutes with three points...Pulled down five rebounds...Tallied one steal. **Michigan (1/17):** Tied a team-best two blocks...Also had three rebounds and two points in 12 minutes of action. **at Iowa (1/20):** Scored four points and posted six rebounds...Also had a team-best two blocks. **at Illinois (1/23):** Saw 14 minutes of action with one free throw...Added three rebounds. **Maryland (1/27):** Grabbed two rebounds in eight minutes of work. **Purdue (1/30):** Had one rebound and one steal in one minute of action. **at Nebraska (2/2):** Blocked a team-best two shots...Had one rebound in nine minutes on the court. **Rutgers (2/7):** Had one rebound and one steal in nine minutes of play. **at Michigan State (2/11):** Saw two minutes of action. **Ohio State (2/14):** Played two minutes. **at Northwestern (2/17):** Played one minute.

WILLIAMS' CAREER STATISTICS

YEAR	GP	GS	MIN	MPG	FG	TOTAL			3-POINT			FT	A	PCT	REBOUNDS			PF	FO	A	TO	B	S	PTS	AVG
						A	PCT	FG	A	PCT	OFF				DEF	TOTAL	AVG								
2015-16	24	0	176	7.6	8	18	.444	0	0	.0200	8	16	.500	20	22	42	1.8	34	1	0	11	8	4	24	1.0
TOTAL	24	0	176	7.6	8	18	.444	0	0	.0200	8	16	.500	20	22	42	1.8	34	1	0	11	8	4	24	1.0

WILLIAMS' BIG TEN STATISTICS

YEAR	GP	GS	MIN	MPG	FG	TOTAL			3-POINT			FT	A	PCT	REBOUNDS			PF	FO	A	TO	B	S	PTS	AVG
						A	PCT	FG	A	PCT	OFF				DEF	TOTAL	AVG								
2015-16	15	0	115	8.1	6	16	.375	0	0	.000	3	8	.375	18	17	35	2.5	23	1	0	9	7	3	15	1.1
TOTAL	15	0	115	8.1	6	16	.375	0	0	.000	3	8	.375	18	17	35	2.5	23	1	0	9	7	3	15	1.1





2015-16 GAME-BY-GAME

Opponent	GS	Min	FG	3FG	FT	O-D-T	PF	A	TO	B	S	Pts
HOLY CROSS (11/13)	6	-	-	-	2-2	-	1	-	-	-	-	-
FORDHAM (11/15)	7	-	-	-	2-2	-	1	-	-	-	-	2
at Tennessee (11/18)	8	-	-	-	-	-	1	-	-	-	-	-
CENTRAL CONN. STATE (11/22)	10	1-1	-	-	0-2	1-0-1	3	-	1	1	-	2
at Cal-State Northridge (11/27)	4	-	-	-	-	-	-	-	-	-	-	-
vs. BYU (11/28)	11	-	-	-	-	0-4-4	2	-	-	-	1	-
VIRGINIA TECH (12/3)	5	-	-	-	-	-	2	-	1	-	-	-
at USF (12/6)	4	-	-	-	1-2	-	-	-	-	-	-	1
YOUNGSTOWN STATE (12/8)						DNP						
at St. Bonaventure (12/12)	6	1-1	-	-	-	1-1-2	2	-	-	-	-	2
SACRED HEART (12/20)						DNP						
NORTHWESTERN (12/31)	6	2-3	-	-	-	2-1-3	3	-	2	-	-	4
at Minnesota (1/3)	2	-	-	-	-	1-1-2	1	-	-	-	-	-
MICHIGAN STATE (1/7)	5	-	-	-	-	0-2-2	1	-	2	-	-	-
at Wisconsin (1/10)	14	0-1	-	-	1-2	5-1-6	-	-	1	1	-	1
NEBRASKA (1/13)	17	1-3	-	-	1-2	3-2-5	3	-	1	-	1	3
MICHIGAN (1/17)	12	1-2	-	-	0-2	1-2-3	1	-	-	2	-	2
at Iowa (1/20)	13	2-3	-	-	-	2-4-6	5	-	1	2	-	4
at Illinois (1/23)	14	0-1	-	-	1-2	2-1-3	4	-	2	-	-	1
MARYLAND (1/26)	8	-	-	-	-	1-1-2	1	-	-	-	-	-
PURDUE (1/30)	1	0-1	-	-	-	1-0-1	-	-	-	-	1	-
at Nebraska (2/2)	9	0-2	-	-	-	0-1-1	1	-	-	2	-	-
RUTGERS (2/7)	9	-	-	-	-	0-1-1	1	-	-	-	1	-
at Michigan State (2/11)	2	-	-	-	-	-	1	-	-	-	-	-
OHIO STATE (2/14)	2	-	-	-	-	-	1	-	-	-	-	-
at Northwestern (2/17)	1	-	-	-	-	-	-	-	-	-	-	-
at Michigan (2/20)												
IOWA (2/24)												
at Indiana (2/27)												



WILLIAMS' NUMBERS

2015-16 SEASON HIGHS

Points	4 (2x) // at Iowa, 1/20/16
Rebounds	6 (2x) // at Iowa, 1/20/16
Assists	-- // --
Steals	1 (3x) // Purdue, 1/30/16
Blocks	2 (3x) // at Nebraska, 2/2/16
Field Goals	2 (2x) // at Iowa, 1/20/16
3-Pointers	-- // --
Free Throws	2 (2x) // Central Conn. State, 11/22/15
Minutes	17 // Nebraska, 1/13/16

CAREER HIGHS

Points	4 (2x) // at Iowa, 1/20/16
Rebounds	6 (2x) // at Iowa, 1/20/16
Assists	-- // --
Steals	1 (3x) // Purdue, 1/30/16
Blocks	2 (3x) // at Nebraska, 2/2/16
Field Goals	2 (2x) // at Iowa, 1/20/16
3-Pointers	-- // --
Free Throws	2 (2x) // Central Conn. State, 11/22/15
Minutes	17 // Nebraska, 1/13/16

B1G HIGHS

Points	4 (2x) // at Iowa, 1/20/16
Rebounds	6 (2x) // at Iowa, 1/20/16
Assists	-- // --
Steals	1 (2x) // Purdue, 1/30/16
Blocks	2 (3x) // at Nebraska, 2/2/16
Field Goals	2 (2x) // at Iowa, 1/20/16
3-Pointers	-- // --
Free Throws	-- // --
Minutes	17 // Nebraska, 1/13/16

PRODUCTION NUMBERS

	2015-16	Career
Double-Double	--	--
Scored 10+	--	--
Scored 20+	--	--
Had 10+ Rebounds	--	--
Had 5+ Assists	--	--
Had 3+ Steals	--	--
Had 2+ Blocks	3	3
Made 3+ 3-Pointers	--	--
LED PSU IN...	<i>(INCLUDES TIES)</i>	
Scoring	--	--
Rebounds	--	--
Assists	--	--
Steals	--	--
Blocks	4	4





ASHANTI THOMAS

6-4 // Center // Fr./Fr. // Lexington, Ky. // Lafayette

Major: Human Development & Family Studies // Pronunciation: Uh-shanw-tee Thomas

24

2015-16 Season

Season: Appeared in 26 games with five starts. **Holy Cross (11/13):** Scored seven points and grabbed six rebounds in her first career start...Also posted her first career block. **at Tennessee (11/18):** Scored four points with two rebounds...Blocked two shots and had one steal. **Central Connecticut State (11/22):** Had two points with four rebounds. **at Cal State Northridge (11/27):** Scored two points with three rebounds. **vs. BYU (11/28):** Had two points with four rebounds...Added her first career assist. **Virginia Tech (12/3):** Knocked down two free throws and pulled down two rebounds...Added one block and a steal. **at USF (12/6):** Saw six minutes of action. **Youngstown State (12/8):** Saw nine minutes of action, scoring one basket and grabbing two rebounds...Blocked one shot. **at St. Bonaventure (12/12):** Saw three minutes of action with two rebounds. **Sacred Heart (12/20):** Had one rebound and two assists in 11 minutes of action. **Northwestern (12/31):** Had four rebounds in seven minutes of action. **at Minnesota (1/3):** Went a perfect 3-for-3 from the field for six points...Pulled down four rebounds in 12 minutes of action. **Michigan State (1/7):** Led the team with seven rebounds...Went 2-for-4 from the free throw line...Added two blocks. **at Wisconsin (1/10):** Played 11 minutes with two rebounds. **Nebraska (1/13):** Saw 15 minutes of action, including the start...Scored three points...Dished out two assists. **Michigan (1/17):** Played 12 minutes with two points, two rebounds and one block. **at Iowa (1/20):** Secured one block in eight minutes of work. **at Illinois (1/23):** Played 10 minutes with one rebound and one block. **Maryland (1/27):** Grabbed five rebounds in 11 minutes on the hardwood. **Purdue (1/30):** Scored two points and grabbed four boards...Tallied one block. **at Nebraska (2/2):** Brought down five rebounds...Scored six points, including two free throws...Tallied one steal. **Rutgers (2/7):** Went 2-for-2 from the charity stripe...Had two rebounds...Added a team-best one block. **at Michigan State (2/11):** Had one rebound, one assist and one block in 14 minutes of work. **Ohio State (2/14):** Scored three points and had three rebounds in 13 minutes on the court. **at Northwestern (2/17):** Played eight minutes with one rebound.

THOMAS' CAREER STATISTICS

YEAR	GP	GS	MIN	MPG	TOTAL			3-POINT			FT	A	PCT	REBOUNDS			PF	FO	A	TO	B	S	PTS	AVG	
					FG	A	PCT	FG	A	PCT				OFF	DEF	TOTAL									AVG
2015-16	26	5	319	12.3	17	42	.405	0	0	.000	13	38	.342	26	46	72	2.8	53	3	7	28	13	3	47	1.9
TOTAL	26	5	319	12.3	17	42	.405	0	0	.000	13	38	.342	26	46	72	2.8	53	3	7	28	13	3	47	1.9

THOMAS' BIG TEN STATISTICS

YEAR	GP	GS	MIN	MPG	TOTAL			3-POINT			FT	A	PCT	REBOUNDS			PF	FO	A	TO	B	S	PTS	AVG	
					FG	A	PCT	FG	A	PCT				OFF	DEF	TOTAL									AVG
2015-16	15	3	185	12.3	9	19	.474	0	0	.000	8	21	.381	16	30	46	3.2	28	1	4	12	8	1	26	1.9
TOTAL	15	3	185	12.3	9	19	.474	0	0	.000	8	21	.381	16	30	46	3.2	28	1	4	12	8	1	26	1.9





2015-16 GAME-BY-GAME

Opponent	GS	Min	FG	3FG	FT	O-D-T	PF	A	TO	B	S	Pts
HOLY CROSS (11/13)	*	20	3-5	-	1-7	3-3-6	-	-	3	1	-	7
FORDHAM (11/15)	*	7	0-2	-	-	-	3	-	1	-	-	-
at Tennessee (11/18)		12	2-3	-	0-2	0-2-2	4	-	-	2	1	4
CENTRAL CONN. STATE (11/22)		13	1-2	-	-	1-3-4	3	-	3	-	-	2
at Cal-State Northridge (11/27)		16	1-2	-	-	1-2-3	1	-	1	-	-	2
vs. BYU (11/28)		18	0-3	-	2-4	1-3-4	3	1	3	-	-	2
VIRGINIA TECH (12/3)		19	0-3	-	2-2	1-1-2	-	-	2	1	1	2
at USF (12/6)		6	-	-	-	-	5	-	3	-	-	-
YOUNGSTOWN STATE (12/8)		9	1-2	-	-	2-0-2	1	-	-	1	-	2
at St. Bonaventure (12/12)		3	-	-	-	0-2-2	-	-	-	-	-	-
SACRED HEART (12/20)		11	0-1	-	0-2	1-0-1	5	2	-	-	-	-
NORTHWESTERN (12/31)		7	0-1	-	0-2	3-1-4	-	-	-	-	-	-
at Minnesota (1/3)		12	3-3	-	0-1	2-2-4	4	-	-	-	-	6
MICHIGAN STATE (1/7)	*	18	0-1	-	2-4	2-5-7	3	-	-	2	-	2
at Wisconsin (1/10)		11	-	-	-	0-2-2	-	-	1	-	-	-
NEBRASKA (1/13)	*	16	1-1	-	1-2	1-4-5	-	2	-	-	-	3
MICHIGAN (1/17)	*	12	1-3	-	-	2-0-2	5	-	2	1	-	2
at Iowa (1/20)		8	-	-	-	-	4	-	3	1	-	-
at Illinois (1/23)		10	-	-	0-2	0-1-1	2	-	-	1	-	-
MARYLAND (1/27)		11	0-2	-	-	1-4-5	2	-	2	-	-	-
PURDUE (1/30)		19	1-1	-	-	1-3-4	-	1	2	1	-	2
at Nebraska (2/2)		11	2-4	-	2-4	1-4-5	1	-	-	-	1	6
RUTGERS (2/7)		15	0-1	-	2-2	1-1-2	2	-	2	1	-	2
at Michigan State (2/11)		14	0-1	-	-	0-1-1	3	-	1	-	1	-
OHIO STATE (2/14)		13	1-1	-	1-4	2-1-3	2	-	-	-	-	3
at Northwestern (2/17)		8	-	-	-	0-1-1	3	-	1	-	-	-
at Michigan (2/20)												
IOWA (2/24)												
at Indiana (2/27)												



THOMAS' NUMBERS

2015-16 SEASON HIGHS

Points	7 // Holy Cross, 11/13/15
Rebounds	7 // Michigan State, 1/7/16
Assists	2 (2x) // Nebraska, 1/13/16
Steals	1 (3x) // at Nebraska, 2/2/16
Blocks	2 (2x) // Michigan State, 1/7/16
Field Goals	3 (2x) // at Minnesota, 1/3/16
3-Pointers	-- // --
Free Throws	2 (3x) // Michigan State, 1/7/16
Minutes	20 // Holy Cross, 11/13/15

CAREER HIGHS

Points	7 // Holy Cross, 11/13/15
Rebounds	7 // Michigan State, 1/7/16
Assists	2 (2x) // Nebraska, 1/13/16
Steals	1 (3x) // at Nebraska, 2/2/16
Blocks	2 (2x) // Michigan State, 1/7/16
Field Goals	3 (2x) // at Minnesota, 1/3/16
3-Pointers	-- // --
Free Throws	2 (3x) // Michigan State, 1/7/16
Minutes	20 // Holy Cross, 11/13/15

B1G HIGHS

Points	6 (2x) // at Nebraska, 2/2/16
Rebounds	7 // Michigan State, 1/7/16
Assists	2 // Nebraska, 1/13/16
Steals	1 // at Nebraska, 2/2/16
Blocks	2 // Michigan State, 1/7/16
Field Goals	3 // at Minnesota, 1/3/16
3-Pointers	-- // --
Free Throws	2 // Michigan State, 1/7/16
Minutes	19 // Purdue, 1/30/16

PRODUCTION NUMBERS

	2015-16	Career
Double-Double	--	--
Scored 10+	--	--
Scored 20+	--	--
Had 10+ Rebounds	--	--
Had 5+ Assists	--	--
Had 3+ Steals	--	--
Had 2+ Blocks	2	2
Made 3+ 3-Pointers	--	--
LED PSU IN...	<i>(INCLUDES TIES)</i>	
Scoring	--	--
Rebounds	1	1
Assists	--	--
Steals	--	--
Blocks	6	6





PEYTON WHITTED

6-3 // Forward // Jr./Jr. // Suwanee, Ga. // North Gwinnett

Major: Journalism & Broadcasting // Pronunciation: Peyton Whit-id

25

Career Honors

Big Ten Weekly Honor Roll (Nov. 23)
Academic All-Big Ten (2015)

Career Notes

Has six career double-doubles, all coming in 2015-16; vs. Holy Cross (22p, 11r), at Tennessee (17p, 16r), vs. Central Connecticut State (15p, 15r), at Iowa (14p, 10r), at Nebraska (12p, 12r) and at Northwestern (14p, 12r)... Posted 10-plus rebounds in four straight games from Nov. 13 - Nov. 22, 2015, the first Lady Lion to do so since Nikki Greene (2013).

2015-16 Season

Season: Played in 26 games with 25 starts...Has six career double-doubles, all coming in 2015-16; vs. Holy Cross (22p, 11r), at Tennessee (17p, 16r), vs. Central Connecticut State (15p, 15r), at Iowa (14p, 10r), at Nebraska (12p, 12r) and at Northwestern (14p, 12r)...Was named to the Big Ten Honor Roll on Nov. 23. **Holy Cross (11/13):** Posted her first career double-double with 11 rebounds and a career-high 22 points. **Fordham (11/15):** Netted nine points with 11 rebounds and seven assists. **Tennessee (11/18):** Notched a double-double with 17 points and career-best 16 rebounds. **Central Connecticut State (11/22):** Posted a double-double with a game-high 15 points and 15 rebounds...Added two assists and one blocked shot. **Cal State Northridge (11/27):** Netted eight points with four rebounds...Added three assists, two blocked shots and three steals. **vs. BYU (11/28):** Poured in 15 points on 7-of-12 shooting...Added eight rebounds and one steal. **Virginia Tech (12/3):** Went 4-for-7 from the field with nine points...Pulled down five rebounds...Added two steals, one block and one assist. **at USF (12/6):** Notched 10 points...Grabbed a team-best seven boards, including four offensive rebounds...Handed out one assist. **Youngstown State (12/8):** Went 3-for-6 from the floor...Notched six rebounds and tallied two assists. **at St. Bonaventure (12/12):** Grabbed three rebounds...Added one steal. **Sacred Heart (12/20):** Scored four points and brought down a team-high 12 rebounds...Tallied one assist, one block and one steal. **Northwestern (12/31):** Was one-of-three players to tally 10-or-more rebounds, tying a team-high 13 boards...Had three field goals and one free throw...Dished out one assist and had a steal. **at Minnesota (1/3):** Notched three field goals and went 4-for-4 from the charity stripe for 10 points...Tied a team-high seven rebounds...Had two assists and one steal. **Michigan State (1/7):** Went 3-for-6 from the field and made one free throw for seven points...Grabbed three rebounds...Had one assist and one block. **at Wisconsin (1/10):** Scored two points and pulled down four rebounds. **Nebraska (1/13):** Was one-of-five players to notch double-figure scoring with 12 points...Grabbed

a team-best nine rebounds...Also had a team-best four steals. **Michigan (1/17):** Had four points and three rebounds...Also dished out one assist and blocked one shot...Led the Lady Lions with four steals. **at Iowa (1/20):** Went 5-for-6 from the field and 4-for-4 from the charity stripe for 14 points... Grabbed 10 rebounds...Also added one steal. **at Illinois (1/23):** Notched six points...Pulled down five boards...Had a team-high two steals... Added one assist and one block. **Maryland (1/27):** Pulled down a team-high 10 rebounds, four of which were offensive...Added two points and one steal. **Purdue (1/30):** Was one of five players to notch double-digit scoring with 11 points...Also had six rebounds and two steals. **at Nebraska (2/2):** Notched her fifth double-double of the season with a team-high 12 rebounds and 12 points...Tallied two assists and one block. **Rutgers (2/7):** Scored nine points, while adding six rebounds...Also had one assist, one block and two steals. **at Michigan State (2/11):** Tied a team-high with seven rebounds... Also had seven points...Dished out one helper. **Ohio State (2/14):** Pulled down a team-best eight rebounds...Also had three assists and a team-best two blocks...Added one steal. **at Northwestern (2/17):** Notched her sixth double-double of the season with 14 points and a team-best 12 boards... Added two steals.

WHITTED'S CAREER STATISTICS

YEAR	GP	GS	MIN	MPG	TOTAL			3-POINT			FT	REBOUNDS													
					FG	A	PCT	FG	A	PCT		A	PCT	OFF	DEF	TOTAL	AVG	PF	FO	A	TO	B	S	PTS	AVG
2013-14	31	0	344	11.1	37	80	.463	1	17	.059	16	23	.696	35	53	88	2.8	58	0	8	26	5	12	91	2.9
2014-15	30	8	562	18.7	65	168	.387	2	19	.105	21	34	.618	44	78	122	4.1	85	2	21	55	8	16	153	5.1
2015-16	26	25	787	30.3	100	214	.467	2	14	.143	34	48	.708	70	143	213	8.2	83	5	34	57	13	33	236	9.1
TOTAL	87	33	1693	19.5	202	462	.437	5	50	.100	71	105	.676	149	274	423	4.9	226	7	63	138	26	61	480	5.5

WHITTED'S BIG TEN STATISTICS

YEAR	GP	GS	MIN	MPG	TOTAL			3-POINT			FT	REBOUNDS													
					FG	A	PCT	FG	A	PCT		A	PCT	OFF	DEF	TOTAL	AVG	PF	FO	A	TO	B	S	PTS	AVG
2013-14	16	0	183	11.4	24	46	.522	0	4	.000	9	11	.818	21	32	53	3.3	34	0	3	16	0	4	57	3.6
2014-15	18	3	339	18.8	41	107	.383	0	9	.000	13	19	.684	28	44	72	4.0	47	1	11	28	6	8	95	5.3
2015-16	15	14	452	30.1	51	107	.477	1	3	.333	18	22	.818	35	80	115	7.7	51	4	13	29	8	21	121	8.1
TOTAL	49	17	974	19.9	116	260	.446	1	16	.063	40	52	.769	84	156	240	4.9	132	5	27	73	14	33	273	5.6





2015-16 GAME-BY-GAME

Opponent	GS	Min	FG	3FG	FT	O-D-T	PF	A	TO	B	S	Pts
HOLY CROSS (11/13)	*	38	8-15	0-1	6-8	4-7-11	2	3	3	-	1	22
FORDHAM (11/15)	*	37	3-10	0-1	3-5	4-7-11	3	7	1	-	1	9
at Tennessee (11/18)	*	39	8-16	0-3	1-3	4-12-16	3	1	4	-	2	17
CENTRAL CONN. STATE (11/22)	*	34	6-7	1-1	2-3	5-10-15	2	2	6	1	-	15
at Cal-State Northridge (11/27)	*	36	3-10	0-1	2-4	2-2-4	3	3	2	2	3	8
vs. BYU (11/28)	*	29	7-12	0-2	1-1	5-3-8	4	-	2	-	1	15
VIRGINIA TECH (12/3)	*	27	4-7	0-1	1-2	1-4-5	5	1	4	1	2	9
at USF (12/6)	*	35	5-8	-	-	4-3-7	4	1	4	-	-	10
YOUNGSTOWN STATE (12/8)	*	17	3-6	-	-	1-5-6	2	2	-	-	-	6
at St. Bonaventure (12/12)	*	15	0-8	-	-	1-2-3	2	-	2	-	1	2
SACRED HEART (12/20)	*	28	2-8	0-1	-	4-8-12	2	1	-	1	1	4
NORTHWESTERN (12/31)	*	31	3-5	-	1-3	4-9-13	4	1	2	-	1	7
at Minnesota (1/3)	*	32	3-9	0-1	4-4	4-3-7	5	2	1	-	1	10
MICHIGAN STATE (1/7)		25	3-6	-	1-1	0-3-3	4	1	-	1	-	7
at Wisconsin (1/10)	*	26	1-2	-	-	0-4-4	2	-	-	-	-	4
NEBRASKA (1/13)	*	33	6-12	-	-	7-2-9	3	-	4	-	4	12
MICHIGAN (1/17)	*	28	2-3	-	-	0-3-3	4	1	2	1	4	4
at Iowa (1/20)	*	36	5-6	-	4-4	3-7-10	3	-	1	-	1	14
at Illinois (1/23)	*	28	3-4	-	-	0-5-5	1	1	1	1	2	6
MARYLAND (1/27)	*	31	1-3	0-1	-	4-6-10	5	-	2	-	1	2
PURDUE (1/30)	*	36	4-11	-	3-3	2-4-6	5	-	1	1	2	11
at Nebraska (2/2)	*	35	5-13	-	2-3	2-10-12	4	2	2	1	-	12
RUTGERS (2/7)	*	35	4-7	-	1-2	2-4-6	2	1	1	1	2	9
at Michigan State (2/11)	*	27	2-6	1-1	2-2	2-5-7	2	1	4	-	-	7
OHIO STATE (2/14)	*	27	2-8	-	-	2-6-8	5	3	3	2	1	4
at Northwestern (2/17)	*	35	7-12	-	-	3-9-12	2	-	5	-	2	14
at Michigan (2/20)												
IOWA (2/24)												
at Indiana (2/27)												

WHITTED'S NUMBERS

2015-16 SEASON HIGHS

Points	22 // Holy Cross, 11/13/15
Rebounds	16 // at Tennessee, 11/18/15
Assists	7 // Fordham, 11/15/15
Steals	4 (2x) // Michigan, 1/17/16
Blocks	2 (2x) // Ohio State, 2/14/16
Field Goals	8 (2x) // at Tennessee, 11/18/15
3-Pointers	1 // Central Conn. State, 11/22/15
Free Throws	6 // Holy Cross, 11/13/15
Minutes	39 // at Tennessee, 11/18/15

CAREER HIGHS

Points	22 // Holy Cross, 11/13/15
Rebounds	16 // at Tennessee, 11/18/15
Assists	7 // Fordham, 11/15/15
Steals	4 (2x) // Michigan, 1/17/16
Blocks	3 // at South Dakota State, 12/11/13
Field Goals	8 (2x) // at Tennessee, 11/18/15
3-Pointers	1 (3x) // Central Conn. State, 11/22/15
Free Throws	6 // Holy Cross, 11/13/15
Minutes	39 // at Tennessee, 11/18/15

BIG HIGHS

Points	16 // at Minnesota, 1/28/15
Rebounds	13 // Northwestern, 12/31/15
Assists	2 (4x) // at Minnesota, 1/3/16
Steals	4 (2x) // Michigan, 1/17/16
Blocks	2 (2x) // Ohio State, 2/14/16
Field Goals	7 // at Minnesota, 1/28/15
3-Pointers	-- // --
Free Throws	5 // at Illinois, 1/9/14
Minutes	36 (2x) // Purdue, 1/30/16

PRODUCTION NUMBERS

	2015-16	Career
Double-Double	6	6
Scored 10+	11	17
Scored 20+	1	1
Had 10+ Rebounds	10	11
Had 5+ Assists	1	1
Had 3+ Steals	3	4
Made 3+ 3-Pointers	--	--
LED PSU IN...	<i>(INCLUDES TIES)</i>	
Scoring	4	6
Rebounds	16	18
Assists	1	3
Steals	3	6
Blocks	4	6





SARAH McMURTRY

5-6 // Guard // Fr./Fr. // Pittsburgh, Pa. // Upper St. Clair

Major: Undecided // Pronunciation: Sarah McMurry

34

Career Notes

Joined the program as a walk-on in October, 2015... Father, Severn, played baseball at Penn State from 1982-85

2015-16 Season,

Season: Appeared in six games. **Central Connecticut State (11/22):** Made her first career appearance...Played two minutes. **Youngstown State (12/8):** Saw one minute of action. **Sacred Heart (12/20):** Played two minutes. **Maryland (1/27):** Scored her first collegiate points with a three-pointer in the fourth quarter. **at Nebraska (2/2):** Saw one minute on the court. **at Northwestern (2/17):** Played one minute.

McMURTRY'S CAREER STATISTICS

YEAR	GP	GS	MIN	MPG	TOTAL			3-POINT			REBOUNDS														PTS	AVG		
					FG	A	PCT	FG	A	PCT	FT	A	PCT	OFF	DEF	TOTAL	AVG	PF	FO	A	TO	B	S					
2015-16	6	0	8	1.0	1	1	1.000	1	1	1.000	0	0	.000	0	0	0	0.0	0	0	0	0	0	0	1	0	0	3	0.6
TOTAL	6	0	8	1.0	1	1	1.000	1	1	1.000	0	0	.000	0	0	0	0.0	0	0	0	0	0	1	0	0	3	0.6	

McMURTRY'S BIG TEN STATISTICS

YEAR	GP	GS	MIN	MPG	TOTAL			3-POINT			REBOUNDS														PTS	AVG		
					FG	A	PCT	FG	A	PCT	FT	A	PCT	OFF	DEF	TOTAL	AVG	PF	FO	A	TO	B	S					
2015-16	3	0	3	1.0	1	1	1.000	1	1	1.000	0	0	.000	0	0	0	0.0	0	0	0	0	0	0	0	0	0	3	1.5
TOTAL	3	0	3	1.0	1	1	1.000	1	1	1.000	0	0	.000	0	0	0	0.0	0	0	0	0	0	0	0	0	3	1.5	





2015-16 GAME-BY-GAME

Opponent	GS	Min	FG	3FG	FT	O-D-T	PF	A	TO	B	S	Pts
HOLY CROSS (11/13)						DNP						
FORDHAM (11/15)						DNP						
at Tennessee (11/18)						DNP						
CENTRAL CONN. STATE (11/22)	2		-	-	-	-	-	-	-	-	-	-
at Cal-State Northridge (11/27)						DNP						
vs. BYU (11/28)						DNP						
VIRGINIA TECH (12/3)						DNP						
at USF (12/6)						DNP						
YOUNGSTOWN STATE (12/8)	1		-	-	-	-	-	-	-	-	-	-
at St. Bonaventure (12/12)						DNP						
SACRED HEART (12/20)	2		-	-	-	-	-	-	-	-	-	-
NORTHWESTERN (12/31)						DNP						
at Minnesota (1/3)						DNP						
MICHIGAN STATE (1/7)						DNP						
at Wisconsin (1/10)						DNP						
NEBRASKA (1/13)						DNP						
MICHIGAN (1/17)						DNP						
at Iowa (1/20)						DNP						
at Illinois (1/23)						DNP						
MARYLAND (1/27)	1		1-1	1-1	-	-	-	-	-	-	-	3
PURDUE (1/30)						DNP						
at Nebraska (2/2)	1		-	-	-	-	-	-	-	-	-	-
RUTGERS (2/7)						DNP						
at Michigan State (2/11)						DNP						
OHIO STATE (2/14)						DNP						
at Northwestern (2/17)	1		-	-	-	-	-	-	-	-	-	-
at Michigan (2/20)												
IOWA (2/24)												
at Indiana (2/27)												



McMURTRY' NUMBERS

2015-16 SEASON HIGHS

Points	3 // Maryland, 1/27/16
Rebounds	-- // --
Assists	-- // --
Steals	-- // --
Blocks	-- // --
Field Goals	1 // Maryland, 1/27/16
3-Pointers	1 // Maryland, 1/27/16
Free Throws	-- // --
Minutes	2 (2x) // Sacred Heart, 12/20/15

CAREER HIGHS

Points	3 // Maryland, 1/27/16
Rebounds	-- // --
Assists	-- // --
Steals	-- // --
Blocks	-- // --
Field Goals	1 // Maryland, 1/27/16
3-Pointers	1 // Maryland, 1/27/16
Free Throws	-- // --
Minutes	2 (2x) // Sacred Heart, 12/20/15

B1G HIGHS

Points	3 // Maryland, 1/27/16
Rebounds	-- // --
Assists	-- // --
Steals	-- // --
Blocks	-- // --
Field Goals	1 // Maryland, 1/27/16
3-Pointers	1 // Maryland, 1/27/16
Free Throws	-- // --
Minutes	1 (3x) // at Northwestern, 2/17/16

PRODUCTION NUMBERS

	2015-16	Career
Double-Double	--	--
Scored 10+	--	--
Scored 20+	--	--
Had 10+ Rebounds	--	--
Had 5+ Assists	--	--
Had 3+ Steals	--	--
Made 3+ 3-Pointers	--	--
LED PSU IN...	<i>(INCLUDES TIES)</i>	
Scoring	--	--
Rebounds	--	--
Assists	--	--
Steals	--	--
Blocks	--	--





Coquese Washington
Head Coach
9th Year




Ito Coleman
Assistant Coach
5th Year



Kia Damon
Assistant Coach
9th Year




Jocelyn Wyatt
Assistant Coach
2nd Year



Ethan Gelfand
Director of Ops
5th Year



Natalie Meckstroth
Athletic Trainer
4th Year



Brad Pantall
Performance Enhancement
10th Year



1 **CANDICE AGEE**
C | Sr./Sr. | 6-6
Victorville, Calif.



2 **AMARI CARTER**
G | Fr./Fr. | 5-8
Washington, D.C.



3 **BRIANNA BANKS**
G | 5th/Sr. | 5-9
Newnan, Ga.



5 **SIERRA MOORE**
G | Sr./Jr. | 5-11
Hanover, Pa.



10 **KEKE SEVILLIAN**
G | Jr./Jr. | 5-7
Goodrich, Mich.



11 **TENIYA PAGE**
G | Fr./Fr. | 5-7
Chicago, Ill.



12 **LINDSEY SPANN**
G | Jr./So. | 5-6
Laurel, Md.



15 **KALIYAH MITCHELL**
F | Jr./Jr. | 6-2
Stone Mountain, Ga.



22 **LEAH KNIZNER**
G | Fr./Fr. | 5-9
Greensburg, Pa.



23 **JAYLEN WILLIAMS**
F | Fr./Fr. | 6-3
Easton, Mass.



24 **ASHANTI THOMAS**
C | Fr./Fr. | 6-4
Lexington, Ky.



25 **PEYTON WHITTED**
F | Jr./Jr. | 6-3
Suwanee, Ga.



34 **SARAH MCMURRY**
G | Fr./Fr. | 5-6
Pittsburgh, Pa.