



# 2022 PENN STATE BASEBALL

PENN STATE VS. NORTHWESTERN | APRIL 9-10, 2022 | EVANSTON, ILL.

## 2022 SCHEDULE

Date Opponent Time/Result

### FEBRUARY

|    |                               |                 |
|----|-------------------------------|-----------------|
| 18 | vs. Monmouth (Cary, N.C.)     | L, 1-10         |
| 19 | vs. LIU (DH) (Cary, N.C.)     | W, 14-3/L, 8-11 |
| 20 | vs. Northeastern (Cary, N.C.) | L, 1-8          |
| 25 | vs. Maine (Cary, N.C.)        | W, 4-3          |
| 26 | vs. Maine (DH) (Cary, N.C.)   | L, 3-5/W, 9-3   |

### MARCH

|       |                         |             |
|-------|-------------------------|-------------|
| 4     | at #5 Virginia (ACCNX)  | L, 1-10     |
| 5     | at #5 Virginia (ACCNX)  | L, 4-10     |
| 6     | at #5 Virginia (ACCNX)  | L, 1-13     |
| 8     | at VMI (ESPN+)          | L, 4-11     |
| 11    | vs. UMass (Cary, N.C.)  | W, 10-6     |
| 12    | vs. UMass (Cary, N.C.)  | L, 4-11     |
| 13    | vs. UMass (Cary, N.C.)  | W, 1-0      |
| 15-16 | NIAGARA (B1G+)          | Canceled    |
| 18    | MILWAUKEE (B1G+)        | W, 6-4      |
| 19    | MILWAUKEE (B1G+)        | W, 4-3      |
| 20    | MILWAUKEE (B1G+)        | L, 0-12     |
| 22    | YOUNGSTOWN STATE (B1G+) | L, 1-2      |
| 25    | RUTGERS* (B1G+)         | L, 4-6      |
| 25    | RUTGERS* (B1G+)         | W, 8-6      |
| 26    | RUTGERS* (B1G+)         | L, 6-20     |
| 29    | PITT (B1G+)             | PPD         |
| 30    | ST. BONAVENTURE (B1G+)  | W, 3-2 (10) |

### APRIL

|    |                         |             |
|----|-------------------------|-------------|
| 1  | at #23 Maryland* (B1G+) | L, 4-8      |
| 2  | at #23 Maryland* (B1G+) | W, 6-4 (10) |
| 3  | at #23 Maryland* (B1G+) | L, 2-7      |
| 6  | BUCKNELL (B1G+)         | W, 7-6      |
| 9  | at Northwestern* (B1G+) | noon        |
| 9  | at Northwestern* (B1G+) | TBD         |
| 10 | at Northwestern* (B1G+) | noon        |
| 12 | WEST VIRGINIA (B1G+)    | 6 P.M.      |
| 14 | PURDUE* (B1G+)          | 6 P.M.      |
| 15 | PURDUE* (B1G+)          | 6 P.M.      |
| 16 | PURDUE* (B1G+)          | 1 P.M.      |
| 20 | MOUNT ST. MARY'S (B1G+) | 6 P.M.      |
| 22 | at Minnesota* (B1G+)    | 7 p.m.      |
| 23 | at Minnesota* (B1G+)    | 3 p.m.      |
| 24 | at Minnesota* (B1G+)    | 11 a.m.     |
| 26 | BUCKNELL (B1G+)         | 6 P.M.      |
| 27 | at West Virginia        | 6:30 p.m.   |
| 29 | OMAHA (B1G+)            | 6 P.M.      |
| 30 | OMAHA (B1G+)            | 6 P.M.      |

### MAY

|       |                                      |           |
|-------|--------------------------------------|-----------|
| 1     | OMAHA (B1G+)                         | 1 P.M.    |
| 6     | MICHIGAN STATE* (B1G+)               | 6 P.M.    |
| 7     | MICHIGAN STATE* (B1G+)               | 1 P.M.    |
| 8     | MICHIGAN STATE* (B1G+)               | 1 P.M.    |
| 10    | at Georgetown (Bowie Baysox Stadium) | 6 p.m.    |
| 13    | at Ohio State* (B1G+)                | 6:05 p.m. |
| 14    | at Ohio State* (B1G+)                | 3:05 p.m. |
| 15    | at Ohio State* (BTN)                 | 1:05 p.m. |
| 17    | at Pitt (PNC Park)                   | 6 p.m.    |
| 19    | ILLINOIS* (B1G+)                     | 6 P.M.    |
| 20    | ILLINOIS* (B1G+)                     | 6 P.M.    |
| 21    | ILLINOIS* (B1G+, Senior Day)         | 1 P.M.    |
| 25-29 | Big Ten Tournament (Omaha, Neb.)     | TBA       |

## STRATEGIC COMMUNICATIONS

Primary Contact.....Paul Marboe  
 Office Phone.....814-865-1757  
 Cell Phone .....814-777-7604  
 Email .....prn5118@psu.edu



PENN STATE NITTANY LIONS  
(11-15, 2-4 BIG TEN)

vs.

NORTHWESTERN WILDCATS  
(12-12, 2-1 BIG TEN)




GOPSUSPORTS.COM | @PENNSTATEBASE | ROCKY AND BERENICE MILLER PARK  
 B1G+ | RADIO: ESPN Radio 103.7/1450 (Jake Starr)  
 ONLINE | Links to live video, live audio and live stats available at GoPSUSports.com

## LEADING OFF

- Penn State travels to Northwestern for a three-game Big Ten series.
- The Nittany Lions are 2-4 in conference play with a win in each series vs. Maryland and Rutgers.
- Penn State is 44-42 all-time against the Wildcats.
- The teams split a four-game series to open a Big Ten-only schedule last year.
- Penn State rallied from an early deficit for a 7-6 win over Bucknell on Wednesday.
- The Nittany Lions collected a season-best 16 hits.
- Six players had multiple hits, led by Jay Harry and Matt Wood each with three.
- Wood recorded three hits and two RBI, while Harry added an RBI.
- Josh Spiegel roped two doubles, driving in a run and scoring two.
- CJ Pittaro added two hits and two RBI.
- On the mound, Carson Kohls (3.1IP, 5K), Jordan Morales (2IP, 4K) and Chase Renner (2IP, 4K) were all strong in relief appearances.
- On the season, Wood leads PSU with a .409 average, good for third in the Big Ten.

## PROJECTED STARTERS



Jaden Henline  
 RHP | So. | 6-2 | 195  
 New Cumberland, Pa.  
 9 Appearances/1 Starts  
 0-1, 3.28 ERA, 29K/9BB



TBA



TBA

## LINEUP (MOST STARTS BY POSITION)

| No. | Name              | Pos. | B/T | Ht./Wt.  | Yr.   | AVG  | HR | RBI |
|-----|-------------------|------|-----|----------|-------|------|----|-----|
| 14  | Matt Wood         | C    | L/R | 5-10/190 | Jr.   | .409 | 4  | 23  |
| 3   | Cole Bartels      | 1B   | R/R | 6-3/195  | Gr.   | .275 | 1  | 7   |
| 2   | Kyle Hannon       | 2B   | L/R | 5-10/194 | So.   | .288 | 0  | 6   |
| 1   | Jay Harry         | SS   | L/R | 6-0/195  | So.   | .308 | 3  | 14  |
| 7   | C.J. Pittaro      | 3B   | L/R | 6-1/195  | So.   | .250 | 0  | 8   |
| 13  | Tayven Kelley     | Lf   | R/R | 6-3/200  | Jr.   | .184 | 0  | 9   |
| 22  | Johnny Piacentino | CF   | R/R | 5-11/185 | Jr.   | .255 | 1  | 10  |
| 35  | Billy Gerlott     | RF   | R/R | 6-1/195  | So.   | .226 | 0  | 10  |
| 41  | Josh Spiegel      | DH   | R/R | 6-3/206  | R-Jr. | .279 | 2  | 12  |

| No. | Name                | Pos.        | B/T | Yr.   | Ht.  | Wt. | Hometown/High School/Last School                |
|-----|---------------------|-------------|-----|-------|------|-----|---|
| 1   | Jay Harry           | IF          | L/R | So.   | 6-0  | 195 | Metuchen, N.J./Metuchen                         |
| 2   | Kyle Hannon         | IF/OF       | L/R | So.   | 5-10 | 194 | Harrisburg, Pa. / Red Land                      |
| 3   | Cole Bartels        | OF/IF       | R/R | Gr.   | 6-3  | 195 | Belmont, Mass. / Belmont                        |
| 4   | Tyson Cooper        | C/IF        | S/R | R-So. | 5-9  | 200 | State College, Pa. / State College Area         |
| 5   | Carson Ertter       | OF          | L/L | Jr.   | 5-10 | 175 | Ebensburg, Pa. / Bishop Carroll Catholic        |
| 6   | Joe Nastasi         | RHP         | R/R | So.   | 6-0  | 217 | State College, Pa. / State College              |
| 7   | C.J. Pittaro        | IF          | L/R | So.   | 6-1  | 195 | Hamilton, N.J. / Steinert / Vanderbilt          |
| 8   | Patrick DeMarco     | RHP         | R/R | Fr.   | 6-1  | 200 | Los Angeles, Calif. / Marantha                  |
| 9   | Connor Throneberry  | IF/RHP      | R/R | Fr.   | 6-6  | 230 | St. Louis, Mo. / Marquette Senior               |
| 10  | Tanner Folds        | LHP         | R/L | Fr.   | 6-1  | 195 | Calhoun, Ga. / Sonoraville                      |
| 11  | Chad Rogers         | RHP         | R/R | So.   | 6-5  | 220 | Mentor, Ohio/Mentor                             |
| 12  | Kellan Tulio        | LHP         | L/L | Jr.   | 6-2  | 215 | Emmaus, Pa. / Emmaus / Louisville               |
| 13  | Tayven Kelley       | OF          | R/R | Jr.   | 6-3  | 200 | Boiling Springs, Pa. / Boiling Springs          |
| 14  | Matt Wood           | C           | L/R | Jr.   | 5-10 | 190 | Gibsonia, Pa. / Pine Richland                   |
| 15  | Brenden Franks      | IF/RHP      | R/R | Jr.   | 6-3  | 205 | State College, Pa. / State College              |
| 17  | Seneca Gregory      | RHP         | R/R | Fr.   | 6-4  | 225 | Stafford, Va. / Mountain View                   |
| 18  | Mason Mellott       | RHP         | R/R | Gr.   | 6-0  | 205 | State College, Pa. / State College Area         |
| 19  | Derek Cease         | RHP/IF      | R/R | Fr.   | 5-8  | 150 | Plymouth, Pa. / Greater Nanticoke Area          |
| 20  | Blaise Sclafani     | RHP         | R/R | Sr.   | 6-6  | 200 | Souderton, Pa. / Souderton / UMass Lowell       |
| 21  | Steven Miller       | RHP         | R/R | Sr.   | 6-1  | 190 | Pittsburgh, Pa. / North Hills                   |
| 22  | Johnny Piacentino   | OF          | R/R | Jr.   | 5-11 | 185 | Cherry Hill, N.J. / Bishop Eustace Prep         |
| 23  | Jake Cooper         | IF          | R/R | Fr.   | 5-9  | 195 | State College, Pa. / State College Area         |
| 24  | Jaden Henline       | RHP         | L/R | So.   | 6-2  | 195 | New Cumberland, Pa. / Red Land                  |
| 25  | Chase Renner        | RHP         | R/R | Fr.   | 6-4  | 190 | Alburtis, Pa. / Brandywine Heights              |
| 27  | Tommy Molsky        | RHP         | R/R | Fr.   | 6-1  | 160 | Dillsburg, Pa. / Northern York County           |
| 28  | Hutch Gagnon        | LHP         | L/L | Sr.   | 6-3  | 220 | Downingtown, Pa. / Downingtown East             |
| 29  | Carson Kohls        | RHP         | R/R | So.   | 6-0  | 195 | Sacramento, Calif. / El Camino                  |
| 30  | Anthony Steele      | 1B/LHP/OF/L | L   | Fr.   | 6-4  | 225 | Shelton, Conn. / Shelton                        |
| 31  | Ryan Partridge      | LHP         | R/L | Jr.   | 6-3  | 215 | Wexford, Pa. / North Allegheny                  |
| 33  | Travis Luensmann    | RHP         | R/R | So.   | 6-6  | 234 | Altoona, Pa. / Bellewood-Antis / South Carolina |
| 34  | Richie Paltridge    | LHP/1B/OF/L | L   | So.   | 6-3  | 194 | Montgomery, N.Y. / John S. Burke Catholic       |
| 35  | Billy Gerlott       | OF/IF       | R/R | So.   | 6-1  | 195 | Auburn, Pa. / Blue Mountain                     |
| 36  | Tyler Shingledecker | LHP         | R/L | Sr.   | 6-3  | 185 | Huntersville, N.C. / Hough                      |
| 37  | Jordan Morales      | LHP         | R/L | Jr.   | 5-9  | 175 | Souderton, Pa. / Souderton / LaSalle            |
| 40  | Ben Kailher         | IF          | R/R | Jr.   | 5-8  | 160 | Rumford, R.I. / Providence Country Day          |
| 41  | Josh Spiegel        | C/1B        | R/R | R-Jr. | 6-3  | 206 | Jennette, Pa. / Penn Trafford / Oklahoma State  |
| 44  | Devin Fletcher      | RHP         | R/R | Fr.   | 6-8  | 215 | Bethlehem, Pa. / Liberty                        |
| 46  | Noah Burke          | OF          | L/R | Fr.   | 6-0  | 192 | Pittsburgh, Pa. / Canon McMillan                |
| 49  | Ben DeMell          | RHP/IF      | L/R | Fr.   | 6-5  | 205 | Concord, Ohio / Gilmour Academy                 |

**ALPHABETICAL ROSTER**

- 3 Cole Bartels
- 46 Noah Burke
- 19 Derek Cease
- 23 Jake Cooper
- 4 Tyson Cooper
- 8 Patrick DeMarco
- 49 Ben DeMell
- 5 Carson Ertter
- 44 Devin Fletcher
- 10 Tanner Folds
- 15 Brenden Franks
- 28 Hutch Gagnon
- 35 Billy Gerlott
- 17 Seneca Gregory
- 2 Kyle Hannon
- 1 Jay Harry
- 24 Jaden Henline
- 40 Ben Kailher
- 29 Carson Kohls
- 33 Travis Luensmann
- 18 Mason Mellott
- 21 Steven Miller
- 27 Tommy Molsky
- 37 Jordan Morales
- 6 Joe Nastasi
- 34 Richie Paltridge
- 31 Ryan Partridge
- 22 Johnny Piacentino
- 7 C.J. Pittaro
- 25 Chase Renner
- 11 Chad Rogers
- 20 Blaise Sclafani
- 36 Tyler Shingledecker
- 41 Josh Spiegel
- 30 Anthony Steele
- 9 Connor Throneberry
- 12 Kellan Tulio
- 14 Matt Wood

**PRONUNCIATION GUIDE**

- 19 Derek **Cease** See-ce
- 40 Ben **Kailher** Kal-er
- 33 Travis **Luensmann** Lunns-min
- 18 Mason **Mellott** MEL-lot
- 22 Johnny **Piacentino** Pea-ess-en-tee-no
- 7 C.J. **Pittaro** Pi-TAR-o
- 41 Josh **Spiegel** Spee-gol
- 12 Kellan **Tulio** TOO-lee-oh

**ROSTER BREAKDOWN BY STATE**

- California - 2
- Connecticut - 1
- Georgia - 1
- Massachusetts - 1
- Missouri - 1
- New Jersey - 3
- New York - 1
- North Carolina - 1
- Ohio - 2
- Pennsylvania - 25
- Rhode Island - 1
- Virginia - 1

**ROSTER BREAKDOWN BY ELIGIBILITY**

- Freshmen - 12
- Sophomores - 11
- Juniors - 10
- Seniors/Graduates - 6

**ROSTER BREAKDOWN BY POSITION**

- Catchers - 3
- Infielders - 14
- Outfielders - 9
- Left-Handed Pitchers - 8
- Right-Handed Pitchers - 17

**PENN STATE QUICK FACTS**

**GENERAL INFORMATION**

Location ..... University Park, Pa.  
 Founded ..... 1855  
 Enrollment ..... 47,559  
 Colors ..... Blue and White  
 Conference ..... Big Ten  
 Nickname ..... Nittany Lions  
 President ..... Eric J. Barron  
 Director of Athletics ..... Sandy Barbour

**TEAM INFORMATION**

2021 Record ..... 18-24  
 2021 Big Ten Record/Finish ..... 18-24/9th  
 Postseason ..... None  
 All-Time Record (Years) ..... 2,090-1,537-21 (133)  
 All-Time Big Ten Record (Years) ..... 324-419 (30)  
 NCAA Tournament Appearances ..... 19  
 NCAA Tournament Record ..... 25-24  
 NCAA Super Regional Appearances ..... 1  
 College World Series Appearances ..... 5  
 (1952, 1957, 1959, 1963, 1973)  
 Best CWS Finish ..... Second (1957)  
 Last NCAA Tournament Appearance ..... 2000

**BASEBALL STAFF**

Head Coach ..... Rob Cooper  
 PSU Record (Years) ..... 158-231 (8)  
 Career Record (Years) ..... 444-461 (16)  
 Assistant Coaches ..... Josh Newman  
 .....(Pitching)  
 ..... Sean Moore (Hitting)  
 Volunteer Asst. Coach ..... Dallas Burke  
 .....(Hitting/Catchers)  
 Dir. of Operations/Player Development...  
 ..... Jake Stone  
 Athletic Trainer ..... Rebecca Barta

**STADIUM INFORMATION**

Home Stadium ... Medlar Field at Lubrano Park  
 First Season ..... 2007  
 Capacity ..... 5,406  
 Press Box Phone ..... (814) 441-9145

**MEDIA RELATIONS INFORMATION**

Baseball Contact ..... Paul Marboe  
 Cell Phone ..... (814) 206-6338  
 Email ..... prm5118@psu.edu  
 Website ..... GoPSUsports.com  
 Twitter ..... @PennStateBASE  
 Instagram ..... @PennStateBASE  
 Facebook Page ..... facebook.com/  
 pennstatebaseball

**Wood Off To Strong Start**

- Through 25 games played, junior Matt Wood is batting .409 with five doubles, two triples, four homers, 23 RBI and 21 runs.
- Wood leads the Nittany Lions in batting average, hits, runs, triples, homers, RBI, walks (14), slugging percentage (.648) and on-base percentage (.486).
- He sits third in the Big Ten in batting average, fourth in on-base percentage and eighth in slugging percentage.
- Wood is one of two Big Ten players with 10+ extra-base hits (11) and less than 10 strikeouts (8).
- The lefty batter has been impressive facing righty (.436) and lefty (.364) pitchers.
- Wood is batting .474 with runners in scoring position.
- Wood paces PSU with 13 multi-hit games and six multi-RBI games this season and is riding a current eight-game hit streak.
- The Gibsonia, Pa. native is batting .500 over the last 10 games with a double, a triple and nine RBI.
- He batted .500 in the Maryland series (4/1-3) with six hits and two RBI. He had three hits in each game, including the game-tying RBI single in Penn State's win on Saturday.
- Earlier this season, on opening weekend, Wood went 3-for-4 with four RBI and four runs while crushing two homers and a double in game one against LIU.
- In D1 baseball's preseason rankings, Wood was tabbed as the top catcher in the Big Ten.

**Pennsylvania Influence In Starting Rotation**

- In 25 of 26 games this season, Penn State's starting pitcher has been a Pennsylvania native.
- Sophomore Travis Luensmann (Altoona) has made six starts, and seven appearances, with 39 strikeouts in 30.2 innings. Luensmann struck out eight in six innings against Maine (2/25).
- Luensmann made a strong relief appearance in Penn State's win at No. 23 Maryland, throwing the final three innings, allowing just one run.
- He was ranked as the No. 2 pitcher in Pennsylvania in the 2020 class by Perfect Game.
- Freshman Tommy Molsky has made seven starts, and eight appearances, tallying 29 strikeouts. Molsky tied a career high with six strikeouts against UMass (3/12).
- Graduate student Mason Mellott has made four starts and 10 appearances.
- Mellott, graduating in August 2021 with a bachelor's degree in Kinesiology, ranks fourth all-time at Penn State with 13 saves and tied fourth with 76 appearances. Mellott is on the NCWBA Stopper of the Year Watch List.
- Junior Kellan Tulio has made six starts and seven appearances. with 17 strikeouts and a .194 opponent batting average.
- Tulio pitched the last two seasons at Louisville before transferring to Penn State. Tulio was ranked as the top pitcher in Pennsylvania in the 2019 class.
- Jaden Henline made the start in game one at Maryland, going five innings.
- Penn State is challenged with replacing a 2021 rotation that featured three MLB draft selections in Conor Larkin (9th round, Toronto Blue Jays), Kyle Virbitsky (17th round, Oakland A's) and Bailey Dees (18th round, New York Yankees).
- The Nittany Lions were one of only four Division I schools to have all three members of their starting rotation selected. Penn State has eight pitchers who have been drafted since 2016.

**Henline, Shingledecker Lead Bullpen**

- Senior Tyler Shingledecker has made 11 appearances with a team-high three wins. The lefty has held opponents without an earned run in eight of his 11 outings.
- The versatile Shingledecker has gone more than an inning in seven appearances and has 22 strikeouts. He recorded all four outs via strikeout in his appearance at Maryland.
- Sophomore Jaden Henline has struck out 29 batters in 24.2 innings, while sitting third in the Big Ten with three saves. In nine appearances (one start), Henline has thrown two or more innings in seven outings, including four innings with no earned runs allowed against Rutgers (3/25).
- Senior Steven Miller and junior Jordan Morales have also established themselves as key members of the bullpen. Miller has a 2.55 ERA and a save in eight appearances.
- Miller struck out six in a career-high 3.2 innings against Milwaukee (3/19).
- Morales is 2-0 with 26 strikeouts in 17.2 innings over 13 appearances.

**Nittany Lions Finding Power**

- Over the last 10 games, Penn State has tallied 22 extra-base hits, including 12 doubles, five triples and five homers.
- Jay Harry leads the team with five extra base hits over that span, with three doubles and two homers.
- Johnny Piacentino has two triples and hit a two-run homer at Maryland (4/2).
- Josh Spiegel has a triple and a homer, while Cole Bartels hit a solo homer at Maryland (4/3).
- On the season, Matt Wood leads PSU with 11 extra-base hits, pacing PSU with two triples (tied with Piacentino) and four homers to go with five doubles.
- Josh Spiegel leads PSU with seven doubles, while Billy Gerlott has six and Kyle Hannon and Wood each have five.
- Harry has three homers this season, while Spiegel has two.

**B1G Road Win**

- Penn State earned a 6-4 win in 10 innings over Maryland on Saturday (4/2).
- The Terrapins were ranked No. 23 in the USA Today Coaches Poll and 25th in the Baseball America Poll.
- Penn State earned its first win in a true road game against a ranked opponent since a 15-5 win over No. 16 Michigan (5/13/07).
- The Nittany Lions recorded their first win against a ranked opponent away from home since March 2, 2019 against No. 21 Duke (8-7).
- Johnny Piacentino launched his first homer of the year, a two-run shot, in the sixth, while Matt Wood tied the game, 3-3, with an RBI single in the eighth.
- Penn State broke the tie in the 10th with a two-run double by Tayven Kelley and an RBI double by Jay Harry.
- Travis Luensmann earned the win on the mound, throwing three innings in relief and allowing just one run.

**THE OPPOSITION**

**Scouting Northwestern**

- Interim head coach Josh Reynolds leads the Wildcats.
- Reynolds has been a member of the Northwestern coaching staff since 2016, serving as pitching coach.
- The Wildcats are 12-12 overall this season and 2-1 in conference play.
- Last weekend, Northwestern won its series against Indiana, taking games two (7-6) and three (13-6). The Wildcats also won their mid-week game vs. Illinois-Chicago (13-3).
- Jay Beshears is leading NU with a .384 average with five homers and 17 RBI.
- Ethan O'Donnell leads the nation with 17 doubles to go with six homers and a .356 average.
- Northwestern has a 5.61 team ERA.
- Sean Sullivan has been strong as Northwestern's Friday night starter with a 4-0 record and a 2.19 ERA with 54 strikeouts in 37 innings.

**Against The Wildcats**

- The Nittany Lions hold a 44-42 lead in the all-time series vs. Northwestern
- Penn State split last year's four-game series against the Wildcats, which began an all-Big Ten schedule.
- In the fourth game of that series, the Nittany Lions hit five home runs, including three by Johnny Piacentino, one by Josh Spiegel and one by Matt Wood, in a 13-10 win.
- In game one of last year's series, Spiegel launched two homers, while Tyler Shingledecker earned a four-inning save.

**BY THE NUMBERS**

|                          | <b>Penn State</b> | <b>Northwestern</b> |
|--------------------------|-------------------|---------------------|
| Batting Average          | .261              | .284                |
| Slugging Percentage      | .361              | .489                |
| On-Base Percentage       | .337              | .387                |
| Runs Scored              | 116               | 172                 |
| Hits                     | 227               | 227                 |
| Doubles                  | 35                | 59                  |
| Triples                  | 8                 | 7                   |
| Home Runs                | 12                | 30                  |
| Stolen Bases-Attempts    | 14-25             | 16-25               |
| ERA                      | 5.75              | 5.61                |
| Strikeouts               | 256               | 184                 |
| Opponent Batting Average | .266              | .281                |
| Fielding Percentage      | .960              | .973                |
| Errors                   | 39                | 22                  |

**INSIDE THE SERIES**

|                     |                         |            |
|---------------------|-------------------------|------------|
| Overall:            | Penn State Leads, 44-42 |            |
| Last Meeting:       | W, 13-10; March 7, 2021 |            |
| Current Streak:     | W, 1                    |            |
| At Home:            | 25-18                   |            |
| At Northwestern:    | 15-22                   |            |
| Neutral Site:       | 5-2                     |            |
| Last Five Meetings: |                         |            |
| 3/7/21              | N                       | W, 13-10   |
| 3/6/21              | N                       | L, 2-5     |
| 3/6/21              | N                       | L, 0-2 (7) |
| 3/5/21              | N                       | W, 6-3     |
| 4/29/18             | H                       | L, 3-6     |

**STARTING LINEUPS**

| OPPONENT                | C         | 1B      | 2B        | 3B        | SS    | LF      | CF         | RF      | DH         | SP        |
|-------------------------|-----------|---------|-----------|-----------|-------|---------|------------|---------|------------|-----------|
| vs. Monmouth (2/18)     | Wood      | Spiegel | Hannon    | Pittaro   | Harry | Bartels | Piacentino | Kelley  | Gerlott    | Luensmann |
| vs. LIU (2/19, 1)       | Wood      | Spiegel | Hannon    | Pittaro   | Harry | Bartels | Gerlott    | Kelley  | Piacentino | Tulio     |
| vs. LIU (2/19, 2)       | Spiegel   | Bartels | Hannon    | Pittaro   | Harry | Gerlott | Piacentino | Kelley  | Wood       | Mellott   |
| vs. Northeastern (2/20) | Wood      | Spiegel | Hannon    | Pittaro   | Harry | Bartels | Gerlott    | Kelley  | Steele     | Molsky    |
| vs. Maine (2/25)        | Wood      | Spiegel | Hannon    | Pittaro   | Harry | Bartels | Gerlott    | Kelley  | Steele     | Luensmann |
| vs. Maine (2/26, 1)     | Wood      | Spiegel | Hannon    | J. Cooper | Harry | Bartels | Gerlott    | Kelley  | Steele     | Tulio     |
| vs. Maine (2/26, 2)     | Spiegel   | Steele  | Hannon    | J. Cooper | Harry | Bartels | Gerlott    | Kelley  | Wood       | Molsky    |
| at Virginia (3/4)       | Wood      | Spiegel | Hannon    | J. Cooper | Harry | Bartels | Gerlott    | Kelley  | Steele     | Luensmann |
| at Virginia (3/5)       | Wood      | Spiegel | Hannon    | J. Cooper | Harry | Bartels | Gerlott    | Kelley  | Steele     | Tulio     |
| at Virginia (3/6)       | Wood      | Spiegel | Cease     | Hannon    | Harry | Bartels | Gerlott    | Kelley  | Steele     | Molsky    |
| at VMI (3/8)            | Spiegel   | Steele  | Cease     | Hannon    | Harry | Bartels | Gerlott    | Kelley  | Wood       | Mellott   |
| vs. UMass (3/11)        | Wood      | Spiegel | Hannon    | Pittaro   | Harry | Bartels | Piacentino | Gerlott | Steele     | Luensmann |
| vs. UMass (3/12)        | Wood      | Steele  | Hannon    | Pittaro   | Harry | Bartels | Gerlott    | Kelley  | Spiegel    | Molsky    |
| vs. UMass (3/13)        | Wood      | Spiegel | Kailher   | Hannon    | Harry | Bartels | Gerlott    | Kelley  | T. Cooper  | Mellott   |
| Milwaukee (3/18)        | Wood      | Bartels | Kailher   | Hannon    | Harry | Kelley  | Piacentino | Gerlott | Spiegel    | Luensmann |
| Milwaukee (3/19)        | Wood      | Bartels | Kailher   | Hannon    | Harry | Kelley  | Piacentino | Gerlott | Spiegel    | Molsky    |
| Milwaukee (3/20)        | Wood      | Spiegel | Kailher   | Hannon    | Harry | Bartels | Gerlott    | Kelley  | Steele     | Mellott   |
| Youngstown State (3/22) | Spiegel   | Bartels | T. Cooper | Kailher   | Harry | Kelley  | Piacentino | Gerlott | Steele     | Tulio     |
| Rutgers (3/25, 1)       | Wood      | Bartels | Cease     | Kailher   | Harry | Kelley  | Piacentino | Gerlott | Spiegel    | Luensmann |
| Rutgers (3/25, 2)       | Spiegel   | Bartels | Kailher   | Pittaro   | Harry | Kelley  | Piacentino | Gerlott | Wood       | Molsky    |
| Rutgers (3/26)          | Wood      | Bartels | Kailher   | Pittaro   | Harry | Kelley  | Piacentino | Gerlott | Spiegel    | Renner    |
| St. Bonaventure (3/30)  | T. Cooper | Bartels | Kailher   | Pittaro   | Harry | Kelley  | Piacentino | Gerlott | Wood       | Tulio     |
| at Maryland (4/1)       | Wood      | Spiegel | Cease     | Kailher   | Harry | Bartels | Piacentino | Gerlott | Pittaro    | Henline   |
| at Maryland (4/2)       | Wood      | Spiegel | T. Cooper | Kailher   | Harry | Bartels | Piacentino | Gerlott | Steele     | Tulio     |
| at Maryland (4/3)       | Wood      | Bartels | Kailher   | Pittaro   | Harry | Kelley  | Piacentino | Gerlott | Steele     | Molsky    |
| Bucknell (4/6)          | T. Cooper | Spiegel | Cease     | Pittaro   | Harry | Bartels | Kelley     | Gerlott | Wood       | Steele    |

## BATTING ORDER

| OPPONENT                | 1       | 2          | 3          | 4       | 5       | 6          | 7       | 8         | 9         |
|-------------------------|---------|------------|------------|---------|---------|------------|---------|-----------|-----------|
| vs. Monmouth (2/18)     | Bartels | Wood       | Piacentino | Spiegel | Harry   | Kelley     | Hannon  | Gerlott   | Pittaro   |
| vs. LIU (2/19, 1)       | Bartels | Wood       | Piacentino | Spiegel | Harry   | Kelley     | Hanon   | Gerlott   | Pittaro   |
| vs. LIU (2/19, 2)       | Bartels | Wood       | Piacentino | Spiegel | Harry   | Kelley     | Hannon  | Gerlott   | Pittaro   |
| vs. Northeastern (2/20) | Bartels | Wood       | Spiegel    | Harry   | Kelley  | Hannon     | Gerlott | Steele    | Pittaro   |
| vs. Maine (2/25)        | Harry   | Bartels    | Wood       | Spiegel | Hannon  | Kelley     | Steele  | Gerlott   | Pittaro   |
| vs. Maine (2/26, 1)     | Harry   | Wood       | Bartels    | Spiegel | Steele  | Gerlott    | Kelley  | Hannon    | J. Cooper |
| vs. Maine (2/26, 2)     | Harry   | Bartels    | Wood       | Spiegel | Hannon  | Kelley     | Steele  | Gerlott   | J. Cooper |
| at Virginia (3/4)       | Harry   | Bartels    | Wood       | Spiegel | Hannon  | Gerlott    | Kelley  | Steele    | J. Cooper |
| at Virginia (3/5)       | Harry   | Bartels    | Wood       | Spiegel | Hannon  | Gerlott    | Kelley  | Steele    | J. Cooper |
| at Virginia (3/6)       | Harry   | Bartels    | Wood       | Gerlott | Hannon  | Kelley     | Steele  | Spiegel   | Cease     |
| at VMI (3/8)            | Harry   | Bartels    | Wood       | Gerlott | Hannon  | Kelley     | Steele  | Spiegel   | Cease     |
| vs. UMass (3/11)        | Hannon  | Bartels    | Wood       | Gerlott | Harry   | Piacentino | Steele  | Spiegel   | Pittaro   |
| vs. UMass (3/12)        | Hannon  | Bartels    | Wood       | Gerlott | Harry   | Spiegel    | Steele  | Kelley    | Pittaro   |
| vs. UMass (3/13)        | Bartels | Wood       | Gerlott    | Spiegel | Hannon  | Harry      | Kelley  | T. Cooper | Kailher   |
| Milwaukee (3/18)        | Harry   | Wood       | Piacentino | Spiegel | Hannon  | Bartels    | Gerlott | Kelley    | Kailher   |
| Milwaukee (3/19)        | Harry   | Wood       | Piacentino | Bartels | Gerlott | Hannon     | Spiegel | Kelley    | Kailher   |
| Milwaukee (3/20)        | Bartels | Harry      | Wood       | Steele  | Gerlott | Hannon     | Spiegel | Kelley    | Kailher   |
| Youngstown State (3/22) | Bartels | Piacentino | Spiegel    | Steele  | Gerlott | Harry      | Kelley  | T. Cooper | Kailher   |
| Rutgers (3/25, 1)       | Gerlott | Piacentino | Wood       | Spiegel | Bartels | Harry      | Kelley  | Kailher   | Cease     |
| Rutgers (3/25, 2)       | Gerlott | Piacentino | Wood       | Spiegel | Bartels | Harry      | Kelley  | Kailher   | Pittaro   |
| Rutgers (3/26)          | Gerlott | Piacentino | Wood       | Spiegel | Bartels | Harry      | Kelley  | Kailher   | Pittaro   |
| St. Bonaventure (3/30)  | Gerlott | Piacentino | Wood       | Bartels | Harry   | Kelley     | Kailher | Pittaro   | T. Cooper |
| at Maryland (4/1)       | Gerlott | Piacentino | Wood       | Harry   | Spiegel | Bartels    | Pittaro | Kailher   | Cease     |
| at Maryland (4/2)       | Bartels | Piacentino | Wood       | Spiegel | Harry   | Gerlott    | Kailher | Steele    | T. Cooper |
| at Maryland (4/3)       | Kailher | Piacentino | Wood       | Harry   | Bartels | Steele     | Gerlott | Kelley    | Pittaro   |
| Bucknell (4/6)          | Bartels | Wood       | Harry      | Spiegel | Gerlott | Pittaro    | Kelley  | T. Cooper | Cease     |

NATIONAL POLLS

AWARDS/HONORS

**DIBaseball (4/4)**

| Rank      | Team            | Record      | Prev.    |
|-----------|-----------------|-------------|----------|
| 1.        | Tennessee       | 27-1        | 1        |
| 2.        | Arkansas        | 21-5        | 2        |
| <b>3.</b> | <b>Virginia</b> | <b>25-3</b> | <b>4</b> |
| 4.        | Texas Tech      | 24-6        | 7        |
| 5.        | Oregon State    | 20-7        | 3        |
| 6.        | Oklahoma State  | 20-8        | 6        |
| 7.        | Texas           | 21-9        | 8        |
| 8.        | Miami           | 21-6        | 17       |
| 9.        | Ole Miss        | 19-8        | 10       |
| 10.       | Texas State     | 23-6        | 20       |
| 11.       | Arizona         | 21-7        | 15       |
| 12.       | Louisville      | 21-7        | 11       |
| 13.       | Notre Dame      | 16-5        | 16       |
| 14.       | Georgia         | 22-6        | 23       |
| 15.       | UCLA            | 19-8        | NR       |
| 16.       | Vanderbilt      | 20-7        | 9        |
| 17.       | Gonzaga         | 18-7        | 24       |
| 18.       | Southern Miss   | 19-8        | NR       |
| 19.       | LSU             | 19-9        | 13       |
| 20.       | Florida State   | 16-11       | 5        |
| 21.       | NC State        | 18-9        | NR       |
| 22.       | North Carolina  | 20-8        | 18       |
| 23.       | TCU             | 19-9        | 12       |
| 24.       | Dallas Baptist  | 17-10       | 19       |
| 25.       | UConn           | 19-7        | 25       |

**Kyle Hannon**

Big Ten Player of the Week (3/9)

**Travis Luensmann**

Big Ten Player To Watch

**Mason Mellott**

NCBWA Stopper Of The Year Watch List

**Johnny Piacentino**

Big Ten Player To Watch

**Matt Wood**

Buster Posey Award Watch List  
Big Ten Player of the Week (3/2)  
Big Ten Player To Watch

**Baseball America (4/4)**

| Rank | Team           | Record | Prev. |
|------|----------------|--------|-------|
| 1.   | Tennessee      | 27-1   | 1     |
| 2.   | Virginia       | 25-3   | 3     |
| 3.   | Arkansas       | 21-5   | 4     |
| 4.   | Oklahoma State | 20-8   | 6     |
| 5.   | Texas Tech     | 24-6   | 7     |
| 6.   | Oregon State   | 20-7   | 2     |
| 7.   | Ole Miss       | 19-8   | 9     |
| 8.   | Texas          | 21-9   | 10    |
| 9.   | Miami          | 21-6   | 13    |
| 10.  | Arizona        | 21-7   | 12    |
| 11.  | Louisville     | 21-7   | 8     |
| 12.  | Notre Dame     | 16-5   | 14    |
| 13.  | Florida State  | 16-11  | 5     |
| 14.  | Stanford       | 14-9   | 24    |
| 15.  | Gonzaga        | 18-7   | 17    |
| 16.  | Texas State    | 23-6   | 19    |
| 17.  | Georgia        | 22-6   | NR    |
| 18.  | UCLA           | 19-8   | NR    |
| 19.  | Vanderbilt     | 20-7   | 11    |
| 20.  | North Carolina | 20-8   | 15    |
| 21.  | Dallas Baptist | 17-10  | 18    |
| 22.  | Southern Miss  | 19-8   | NR    |
| 23.  | Oregon         | 17-10  | 20    |
| 24.  | Maryland       | 22-6   | 25    |
| 25.  | Auburn         | 19-7   | NR    |

**NCBWA (4/4)**

| Rank       | Team            | Record      | Prev.     |
|------------|-----------------|-------------|-----------|
| 1.         | Tennessee       | 27-1        | 1         |
| 2.         | Arkansas        | 21-5        | 2         |
| <b>3.</b>  | <b>Virginia</b> | <b>25-3</b> | <b>3</b>  |
| 4.         | Texas Tech      | 24-6        | 6         |
| 5.         | Oregon State    | 20-7        | 4         |
| 6.         | Ole Miss        | 19-8        | 10        |
| 7.         | Oklahoma State  | 20-8        | 8         |
| 8.         | Texas           | 21-9        | 7         |
| 9.         | Arizona         | 21-7        | 14        |
| 10.        | Vanderbilt      | 20-7        | 5         |
| 11.        | Georgia         | 22-6        | 17        |
| 12.        | Miami           | 21-6        | 16        |
| 13.        | Notre Dame      | 16-5        | 19        |
| 14.        | Texas State     | 23-6        | 23        |
| 15.        | Louisville      | 21-7        | 15        |
| 16.        | LSU             | 19-9        | 11        |
| 17.        | Gonzaga         | 18-7        | 21        |
| 18.        | TCU             | 19-9        | 12        |
| 19.        | UCLA            | 19-8        | NR        |
| 20.        | Florida State   | 16-11       | 9         |
| 21.        | North Carolina  | 20-8        | 18        |
| 22.        | Stanford        | 14-9        | 20        |
| 23.        | Florida         | 18-10       | 13        |
| <b>24.</b> | <b>Maryland</b> | <b>22-6</b> | <b>26</b> |
| 25.        | UConn           | 19-7        | 27        |
| 26.        | Southern Miss   | 19-8        | NR        |
| 27.        | Dallas Baptist  | 17-10       | 22        |
| 28.        | Georgia Tech    | 18-11       | 24        |
| 29.        | NC State        | 18-9        | NR        |
| 30.        | Oregon          | 18-10       | 25        |

**MULTI-HIT/RBI GAMES/STREAKS**

| Multiple Hit Games    | 2  | 3 | 4 | 5+ | Total |
|-----------------------|----|---|---|----|-------|
| 14 Wood, Matt         | 9  | 4 | - | -  | 13    |
| 1 Harry, Jay          | 9  | 1 | - | -  | 10    |
| 41 Spiegel, Josh      | 9  | - | - | -  | 9     |
| 3 Bartels, Cole       | 4  | 1 | - | -  | 5     |
| 35 Gerlott, Billy     | 5  | - | - | -  | 5     |
| 2 Hannon, Kyle        | 3  | 1 | - | -  | 4     |
| 13 Kelley, Tayven     | 3  | - | - | -  | 3     |
| 22 Piacentino, Johnny | 2  | 1 | - | -  | 3     |
| 7 Pittaro, C.J.       | 2  | - | - | -  | 2     |
| 30 Steele, Anthony    | 1  | 1 | - | -  | 2     |
| 19 Cease, Derek       | 1  | - | - | -  | 1     |
| 4 Cooper, Tyson       | 1  | - | - | -  | 1     |
| 40 Kailher, Ben       | 1  | - | - | -  | 1     |
| TEAM                  | 50 | 9 | 0 | 0  | 59    |

| Multiple RBI Games    | 2  | 3 | 4 | 5+ | Total |
|-----------------------|----|---|---|----|-------|
| 14 Wood, Matt         | 4  | 1 | 1 | -  | 6     |
| 13 Kelley, Tayven     | 3  | - | - | -  | 3     |
| 7 Pittaro, C.J.       | 1  | 2 | - | -  | 3     |
| 22 Piacentino, Johnny | 3  | - | - | -  | 3     |
| 1 Harry, Jay          | 2  | 1 | - | -  | 3     |
| 41 Spiegel, Josh      | 1  | 1 | - | -  | 2     |
| 2 Hannon, Kyle        | 2  | - | - | -  | 2     |
| 35 Gerlott, Billy     | 1  | - | - | -  | 1     |
| 3 Bartels, Cole       | 1  | - | - | -  | 1     |
| 30 Steele, Anthony    | -  | 1 | - | -  | 1     |
| TEAM                  | 18 | 6 | 1 | 0  | 25    |

| Hitting Streaks       | Longest | Current |
|-----------------------|---------|---------|
| 3 Bartels, Cole       | 16      | 3       |
| 1 Harry, Jay          | 9       | 9       |
| 14 Wood, Matt         | 8       | 8       |
| 41 Spiegel, Josh      | 7       | 1       |
| 35 Gerlott, Billy     | 7       | -       |
| 2 Hannon, Kyle        | 6       | -       |
| 7 Pittaro, C.J.       | 4       | 4       |
| 22 Piacentino, Johnny | 4       | -       |
| 13 Kelley, Tayven     | 3       | 3       |
| 30 Steele, Anthony    | 3       | 2       |
| 40 Kailher, Ben       | 3       | -       |
| 9 Throneberry, Conno  | 1       | 1       |
| 19 Cease, Derek       | 1       | 1       |
| 4 Cooper, Tyson       | 1       | 1       |

| Reached Base Streaks  | Longest | Current |
|-----------------------|---------|---------|
| 35 Gerlott, Billy     | 18      | -       |
| 3 Bartels, Cole       | 17      | 3       |
| 41 Spiegel, Josh      | 11      | 3       |
| 1 Harry, Jay          | 9       | 9       |
| 14 Wood, Matt         | 8       | 8       |
| 30 Steele, Anthony    | 7       | 2       |
| 22 Piacentino, Johnny | 7       | -       |
| 2 Hannon, Kyle        | 7       | -       |
| 40 Kailher, Ben       | 6       | -       |
| 4 Cooper, Tyson       | 4       | 4       |
| 7 Pittaro, C.J.       | 4       | 4       |
| 13 Kelley, Tayven     | 3       | 3       |
| 46 Burke, Noah        | 1       | 1       |
| 19 Cease, Derek       | 1       | 1       |
| 9 Throneberry, Conno  | 1       | 1       |
| 15 Franks, Brendan    | 1       | -       |

**BIG TEN STANDINGS  
(Through 4/7)**

|                   | Big Ten    |             | Overall      |             |
|-------------------|------------|-------------|--------------|-------------|
|                   | W-L        | Pct.        | W-L          | Pct.        |
| Illinois          | 5-1        | .833        | 13-13        | .500        |
| Rutgers           | 4-1        | .800        | 22-6         | .786        |
| Nebraska          | 4-2        | .667        | 12-15        | .444        |
| Maryland          | 2-1        | .667        | 23-6         | .793        |
| Iowa              | 2-1        | .667        | 15-10        | .600        |
| Northwestern      | 2-1        | .667        | 12-12        | .500        |
| Michigan          | 3-3        | .500        | 14-14        | .500        |
| <b>Penn State</b> | <b>2-4</b> | <b>.333</b> | <b>11-15</b> | <b>.423</b> |
| Michigan State    | 1-2        | .333        | 12-13        | .480        |
| Indiana           | 1-2        | .333        | 11-16        | .407        |
| Purdue            | 1-3        | .250        | 19-6         | .760        |
| Minnesota         | 0-3        | .000        | 8-18         | .308        |
| Ohio State        | 0-4        | .000        | 9-16         | .360        |



**This Week Around the BIG**

**April 8-10**

**Illinois:**  
at Iowa\*

**Indiana:**  
at Purdue\*

**Iowa:**  
vs. Illinois\*

**Maryland:**  
at Minnesota\*

**Michigan:**  
vs. Cal State Fullerton

**Michigan State:**  
at Ohio State\*

**Minnesota:**  
vs. Maryland\*

**Nebraska:**  
vs. Rutgers\*

**Northwestern:**  
vs. Penn State\*

**Ohio State:**  
vs. Michigan State\*

**Penn State:**  
**at Northwestern\***

**Purdue:**  
vs. Indiana\*

**Rutgers:**  
at Nebraska\*

**NITTANY LIONS IN PROS**

| Level               | Years at PSU | 2022 Team   | Organization          |
|---------------------|--------------|-------------|-----------------------|
| <b>TRIPLE-A</b>     |              |             |                       |
| Jim Haley, 3B       | 2014-16      | Durham      | Tampa Bay Rays        |
| Eric Mock, P        | 2016-19      | Columbus    | Cleveland Guardians   |
| <b>DOUBLE-A</b>     |              |             |                       |
| Dante Biasi, P      | 2017-18      | NW Arkansas | Kansas City Royals    |
| Justin Hagenman, P  | 2016-18      | Tulsa       | Los Angeles Dodgers   |
| Taylor Lehman, P    | 2015-18      | Reading     | Philadelphia Phillies |
| <b>HIGH-A</b>       |              |             |                       |
| <b>SINGLE-A</b>     |              |             |                       |
| Conor Larkin, P     | 2018-21      | Dunedin     | Toronto Blue Jays     |
| Kyle Virbitsky, P   | 2018-21      | Stockton    | Oakland A's           |
| <b>Unassigned</b>   |              |             |                       |
| Bailey Dees, P      | 2018-21      | N/A         | New York Yankees      |
| Justin Williams, 3B | 2019-21      | N/A         | Houston Astros        |

\*As of 4/8/22



**THE LAST TIME...**

**A Penn State Team**

Won 10 or more consecutive games.....April 14-30, 2000  
 Scored 10 or more runs in a game.....10, vs. UMass; March 11, 2022  
 Scored 20 or more runs in a game .....27, Michigan State; May 1, 2021  
 Had a 10+ run inning..... 10 (1st), Michigan State; May 1, 2021  
 Did not strikeout.....vs. Niagara; March 18, 2016  
 Turned a triple play.....8th inning, Michigan State; May 16, 2014  
 Shut out an opponent.....vs. UMass (1-0); March 13, 2022  
 Shut out consecutive opponents.....vs. Monmouth (1-0); February 15, 2019/vs. Monmouth (7-0), February 16, 2019  
 Was shut out at home.....Milwaukee (12-0); March 20, 2022  
 Was shut out on the road ..... at Illinois (9-0); May 21, 2021  
 Was shut out in consecutive games..... at Delaware (5-0); March 18, 2017/Delaware (8-0); March 19, 2017  
 Swept a three-game series at home .....Michigan State; April 30-May 2, 2021  
 Swept a three-game series on the road.....at Northwestern; April 15-17, 2016  
 Swept a three-game conference series at home.....Michigan State; April 30-May 2, 2021  
 Swept a three-game conference series on the road.....at Northwestern; April 15-17, 2016  
 Beat a ranked opponent.....at #23 Maryland (6-4, 10 inn); April 2, 2022  
 Beat a ranked opponent on the road.....at #23 Maryland (6-4, 10 inn); April 2, 2022  
 Beat a Top-5 ranked opponent.....at #1 North Carolina (3-2); March 3, 2007  
 Won a series against a ranked opponent.....at #16 Michigan (four games); April 12-13, 2007  
 Won a series against a ranked opponent on the road.....at #16 Michigan (four games); April 12-13, 2007  
 Played an extra-inning game.....at #23 Maryland (W, 6-4, 10); April 2, 2022  
 Played a 12+ inning game .....Iowa (W, 5-4, 12); May 20, 2016  
 Played a 15+ inning game ..... Illinois (L, 4-2, 15); April 25, 2015

**A Penn State Player**

Hit two home runs in a game.....Jay Harry (2), vs. Rutgers; March 25, 2022  
 Hit three home runs in a game.....Johnny Piacentino (3), vs. Northwestern; March 7, 2021  
 Led off game with a home run.....Gavin Homer, at Rutgers; April 4, 2021  
 Hit a grand slam.....Justin Williams, Rutgers, May 17, 2021  
 Hit back-to-back homers.....Gavin Homer/Jordan Bowersox (7th), UCF; March 10, 2019  
 Hit a walk-off home run.....Curtis Robison, Wagner; February 23, 2020  
 Hit a pinch-hit home run.....Shea Sbranti, at Illinois; April 21, 2019  
 Hit an inside-the-park home run.....Kris Kremer, Pittsburgh; April 10, 2019  
 Had five or more RBI in a game.....Curtis Robison (5), at Illinois; May 23, 2021  
 Had seven or more RBI in a game.....Aaron Novak (8), at Charleston Southern; March 8, 2015  
 Had four hits in a game.....Johnny Piacentino (5), Michigan State; May 1, 2021  
 Had five hits in a game.....Johnny Piacentino (5), Michigan State; May 1, 2021  
 Had two hits in an inning.....Johnny Piacentino, Michigan State (1st); May 1, 2021  
 Stole three or more bases.....Greg Guers, Bucknell; April 19, 2016  
 Had a 10-game hit streak.....Cole Bartels (16); February 19-March 20, 2022  
 Had a 20-game hit streak.....Mike DeRenzo (23); 2002

Had 10 or more strikeouts.....Kyle Virbitsky (12), vs. Minnesota; May 29, 2021  
 Pitched a complete game.....Dante Biasi (7IP), Xavier; May 11, 2018  
 Pitched a nine-inning complete game.....Greg Welsh, Michigan State; May 17, 2013  
 Pitched a combined nine-inning shutout....Mason Mellott/Tyler Shingledecker/Jaden Henline, vs. UMass; March 13, 2022  
 Pitched an individual nine-inning shutout.....Greg Welsh, Michigan State; May 17, 2013  
 Pitched a no-hitter.....Steven Hill, at Iowa; April 21, 2012

HITTING CAREER HIGHS



#3 COLE BARTELS

Career Bests

|              |   |                       |         |
|--------------|---|-----------------------|---------|
| Hits         | 3 | at Maryland           | 4/2/22  |
| Runs         | 2 | 6x, last at Maryland  | 4/2/22  |
| Doubles      | 1 | 9x, last at Maryland  | 4/2/22  |
| Triples      | 1 | vs. Rutgers           | 5/17/21 |
| Home Runs    | 1 | 2x, last at Maryland  | 4/3/22  |
| RBI          | 3 | at Illinois           | 5/23/21 |
| Walks        | 2 | 4x, last vs. Bucknell | 4/6/22  |
| Stolen Bases | 2 | vs. Michigan State    | 5/2/21  |



#46 NOAH BURKE

Career Bests

|              |     |             |         |
|--------------|-----|-------------|---------|
| Hits         | n/a |             |         |
| Runs         | n/a |             |         |
| Doubles      | n/a |             |         |
| Triples      | n/a |             |         |
| Home Runs    | n/a |             |         |
| RBI          | n/a |             |         |
| Walks        | 1   | vs. Rutgers | 3/26/22 |
| Stolen Bases | n/a |             |         |



#19 DEREK CEASE

Career Bests

|              |     |                      |         |
|--------------|-----|----------------------|---------|
| Hits         | 2   | vs. Bucknell         | 4/6/22  |
| Runs         | 2   | vs. Bucknell         | 4/6/22  |
| Doubles      | 1   | at VMI               | 3/8/22  |
| Triples      | n/a |                      |         |
| Home Runs    | n/a |                      |         |
| RBI          | n/a |                      |         |
| Walks        | 1   | 2x, last vs. Rutgers | 3/25/22 |
| Stolen Bases | 1   | vs. Bucknell         | 4/6/22  |



#23 JAKE COOPER

Career Bests


|              |     |  |  |
|--------------|-----|--|--|
| Hits         | n/a |  |  |
| Runs         | n/a |  |  |
| Doubles      | n/a |  |  |
| Triples      | n/a |  |  |
| Home Runs    | n/a |  |  |
| RBI          | n/a |  |  |
| Walks        | n/a |  |  |
| Stolen Bases | n/a |  |  |



#4 TYSON COOPER

Career Bests

|              |     |                             |         |
|--------------|-----|-----------------------------|---------|
| Hits         | 2   | vs. Bucknell                | 4/6/22  |
| Runs         | 1   | 2x, last vs. Michigan State | 5/2/21  |
| Doubles      | 1   | vs. Michigan State          | 5/2/21  |
| Triples      | n/a |                             |         |
| Home Runs    | n/a |                             |         |
| RBI          | 1   | 2x, last vs. Michigan State | 5/2/21  |
| Walks        | 3   | vs. Michigan                | 3/27/21 |
| Stolen Bases | 1   | at Rutgers                  | 4/4/21  |



#5 CARSON ERTTER

Career Bests

|              |     |                    |        |
|--------------|-----|--------------------|--------|
| Hits         | n/a |                    |        |
| Runs         | n/a |                    |        |
| Doubles      | n/a |                    |        |
| Triples      | n/a |                    |        |
| Home Runs    | n/a |                    |        |
| RBI          | 1   | vs. Michigan State | 5/1/21 |
| Walks        | 1   | vs. Michigan State | 5/1/21 |
| Stolen Bases | n/a |                    |        |

HITTING CAREER HIGHS



#15 BRENDEN FRANKS

| Career Bests |     |                             |         |
|--------------|-----|-----------------------------|---------|
| Hits         | 1   | 2x, last vs. Princeton      | 2/29/20 |
| Runs         | 1   | 2x, last vs. Michigan State | 5/1/21  |
| Doubles      | n/a |                             |         |
| Triples      | n/a |                             |         |
| Home Runs    | n/a |                             |         |
| RBI          | n/a |                             |         |
| Walks        | 1   | vs. LIU                     | 2/19/22 |
| Stolen Bases | n/a |                             |         |



#35 BILLY GERLOTT

| Career Bests |     |                               |         |
|--------------|-----|-------------------------------|---------|
| Hits         | 2   | 5x, last vs. Youngstown State | 3/22/22 |
| Runs         | 2   | vs. Rutgers                   | 3/25/22 |
| Doubles      | 1   | 6x, last vs. Rutgers          | 3/25/22 |
| Triples      | 1   | vs. Rutgers                   | 3/25/22 |
| Home Runs    | n/a |                               |         |
| RBI          | 2   | vs. LIU                       | 2/19/22 |
| Walks        | 2   | vs. UMass                     | 3/11/22 |
| Stolen Bases | 1   | vs. LIU                       | 2/19/22 |



#2 KYLE HANNON

| Career Bests |     |                        |         |
|--------------|-----|------------------------|---------|
| Hits         | 3   | at Virginia            | 3/5/22  |
| Runs         | 2   | vs. Northwestern       | 3/7/21  |
| Doubles      | 1   | 6x, last at Virginia   | 3/6/22  |
| Triples      | 1   | 2x, last vs. Milwaukee | 3/19/22 |
| Home Runs    | n/a |                        |         |
| RBI          | 2   | 2x, last vs. LIU       | 2/19/22 |
| Walks        | 2   | vs. Northeastern       | 2/20/22 |
| Stolen Bases | 1   | 2x, last at Virginia   | 3/6/22  |



#1 JAY HARRY

| Career Bests |     |                               |         |
|--------------|-----|-------------------------------|---------|
| Hits         | 3   | 2x, last vs. Bucknell         | 4/6/22  |
| Runs         | 3   | vs. Michigan state            | 5/1/21  |
| Doubles      | 2   | vs. Northwestern              | 3/7/21  |
| Triples      | n/a |                               |         |
| Home Runs    | 2   | vs. Rutgers                   | 3/25/22 |
| RBI          | 6   | vs. Michigan State            | 5/1/21  |
| Walks        | 1   | 18x, last vs. St. Bonaventure | 3/30/22 |
| Stolen Bases | 1   | 3x, last vs. Milwaukee        | 3/18/22 |



#40 BEN KAILHER

| Career Bests |     |                         |         |
|--------------|-----|-------------------------|---------|
| Hits         | 2   | 2x, last at Maryland    | 4/2/22  |
| Runs         | 1   | 11x, last at Maryland   | 4/1/22  |
| Doubles      | 1   | vs. Princeton           | 2/28/20 |
| Triples      | 1   | vs. Fairleigh Dickinson | 3/8/20  |
| Home Runs    | n/a |                         |         |
| RBI          | 2   | vs. Princeton           | 2/28/20 |
| Walks        | 2   | 2x, last at Maryland    | 4/1/22  |
| Stolen Bases | 1   | 4x, last at Maryland    | 4/1/22  |



#13 TAYVEN KELLEY

| Career Bests |   |                        |         |
|--------------|---|------------------------|---------|
| Hits         | 2 | 8x, last vs. Milwaukee | 3/18/22 |
| Runs         | 1 | 9x, last at Maryland   | 4/2/22  |
| Doubles      | 1 | 11x, last at Maryland  | 4/2/22  |
| Triples      | 1 | 2x, last at Ohio State | 4/23/21 |
| Home Runs    | 1 | at Ohio State          | 4/25/21 |
| RBI          | 2 | 6x, last at Maryland   | 4/2/22  |
| Walks        | 2 | vs. Michigan State     | 4/30/21 |
| Stolen Bases | 1 | at Maryland            | 4/3/22  |

HITTING CAREER HIGHS



#34 RICHIE PALTRIDGE

Career Bests

|              |     |
|--------------|-----|
| Hits         | n/a |
| Runs         | n/a |
| Doubles      | n/a |
| Triples      | n/a |
| Home Runs    | n/a |
| RBI          | n/a |
| Walks        | n/a |
| Stolen Bases | n/a |



#22 JOHNNY PIACENTINO

Career Bests

|              |   |                             |         |
|--------------|---|-----------------------------|---------|
| Hits         | 5 | vs. Michigan State          | 5/1/21  |
| Runs         | 4 | 2x, last vs. Michigan State | 5/1/21  |
| Doubles      | 3 | vs. Michigan State          | 5/1/21  |
| Triples      | 1 | 2x, last at Maryland        | 4/1/22  |
| Home Runs    | 3 | vs. Northwestern            | 3/7/21  |
| RBI          | 5 | 2x, last vs. Michigan State | 5/1/21  |
| Walks        | 2 | 6x, last vs. Rutgers        | 3/25/22 |
| Stolen Bases | 2 | vs. Princeton               | 2/29/20 |



#7 C.J. PITTARO

Career Bests\*

|              |     |                       |         |
|--------------|-----|-----------------------|---------|
| Hits         | 2   | 2x, last vs. Bucknell | 4/6/22  |
| Runs         | 2   | 2x, last vs. Rutgers  | 3/25/22 |
| Doubles      | 1   | 2x, last at Maryland  | 4/3/22  |
| Triples      | n/a |                       |         |
| Home Runs    | n/a |                       |         |
| RBI          | 3   | 2x, last vs. Rutgers  | 3/26/22 |
| Walks        | 2   | vs. Maine             | 2/25/22 |
| Stolen Bases | 1   | vs. Bucknell          | 4/6/22  |

\*At Vanderbilt (2021)



#41 JOSH SPIEGEL

Career Bests

|              |   |                       |         |
|--------------|---|-----------------------|---------|
| Hits         | 3 | vs. Maryland          | 3/21/21 |
| Runs         | 2 | 7x, last vs. Bucknell | 4/6/22  |
| Doubles      | 2 | 2x, last vs. Bucknell | 4/6/22  |
| Triples      | 1 | 2x, last vs. Rutgers  | 3/25/22 |
| Home Runs    | 2 | vs. Northwestern      | 3/5/21  |
| RBI          | 3 | 2x, last vs. Maine    | 2/26/22 |
| Walks        | 3 | vs. Minnesota         | 5/29/21 |
| Stolen Bases | 1 | at Illinois           | 5/23/21 |



#30 ANTHONY STEELE

Career Bests

|              |     |                    |         |
|--------------|-----|--------------------|---------|
| Hits         | 3   | vs. Maine          | 2/25/22 |
| Runs         | 1   | 4x, last vs. UMass | 3/11/22 |
| Doubles      | n/a |                    |         |
| Triples      | 1   | vs. Maine          | 2/26/22 |
| Home Runs    | 1   | at VMI             | 3/8/22  |
| RBI          | 2   | vs. Maine          | 2/26/22 |
| Walks        | 1   | 2x, last vs. UMass | 3/11/22 |
| Stolen Bases | 1   | vs. Maine          | 2/25/22 |



#9 CONNOR THRONEBERRY

Career Bests

|              |     |           |         |
|--------------|-----|-----------|---------|
| Hits         | 1   | vs. UMass | 3/12/22 |
| Runs         | 1   | vs. UMass | 3/12/22 |
| Doubles      | n/a |           |         |
| Triples      | n/a |           |         |
| Home Runs    | n/a |           |         |
| RBI          | n/a |           |         |
| Walks        | n/a |           |         |
| Stolen Bases | n/a |           |         |

HITTING CAREER HIGHS/PITCHING CAREER BESTS



#14 MATT WOOD

Career Bests

|              |   |                       |         |
|--------------|---|-----------------------|---------|
| Hits         | 3 | 9x, last vs. Bucknell | 4/6/22  |
| Runs         | 4 | vs. LIU               | 2/19/22 |
| Doubles      | 2 | vs. Nebraska          | 4/16/21 |
| Triples      | 1 | 3x, last vs. Rutgers  | 3/25/22 |
| Home Runs    | 3 | vs. LIU               | 2/19/22 |
| RBI          | 4 | vs. LIU               | 2/19/22 |
| Walks        | 3 | vs. LIU               | 2/19/22 |
| Stolen Bases | 1 | 4x, last at Maryland  | 4/1/22  |



#19 DEREK CEASE

Career Bests

|                |     |              |         |
|----------------|-----|--------------|---------|
| IP             | 1.0 | vs. Monmouth | 2/18/22 |
| Longest Start  | n/a |              |         |
| Longest Relief | 1.0 | vs. Monmouth | 2/18/22 |
| Hits           | 1   | vs. Monmouth | 2/18/22 |
| Runs           | 1   | vs. Monmouth | 2/18/22 |
| Earned Runs    | 0   | vs. Monmouth | 2/18/22 |
| Walks          | 3   | vs. Monmouth | 2/18/22 |
| Strikeouts     | 1   | vs. Monmouth | 2/18/22 |



#8 PATRICK DEMARCO

Career Bests

|                |     |        |        |
|----------------|-----|--------|--------|
| IP             | 0.1 | at VMI | 3/8/22 |
| Longest Start  | n/a |        |        |
| Longest Relief | 0.1 | at VMI | 3/8/22 |
| Hits           | 2   | at VMI | 3/8/22 |
| Runs           | 3   | at VMI | 3/8/22 |
| Earned Runs    | 3   | at VMI | 3/8/22 |
| Walks          | 2   | at VMI | 3/8/22 |
| Strikeouts     | n/a |        |        |



#49 BEN DEMELL

Career Bests

|                |     |         |         |
|----------------|-----|---------|---------|
| IP             | 1.2 | vs. LIU | 2/19/22 |
| Longest Start  | n/a |         |         |
| Longest Relief | 1.2 | vs. LIU | 2/19/22 |
| Hits           | 1   | vs. LIU | 2/19/22 |
| Runs           | 0   | vs. LIU | 2/19/22 |
| Earned Runs    | 0   | vs. LIU | 2/19/22 |
| Walks          | 3   | vs. LIU | 2/19/22 |
| Strikeouts     | 2   | vs. LIU | 2/19/22 |



#44 DEVIN FLETCHER

Career Bests

|                |     |
|----------------|-----|
| IP             | n/a |
| Longest Start  | n/a |
| Longest Relief | n/a |
| Hits           | n/a |
| Runs           | n/a |
| Earned Runs    | n/a |
| Walks          | n/a |
| Strikeouts     | n/a |



#10 TANNER FOLDS

Career Bests

|                |     |                      |         |
|----------------|-----|----------------------|---------|
| IP             | 1.0 | 2x, last at Virginia | 3/4/22  |
| Longest Start  | n/a |                      |         |
| Longest Relief | 1.0 | 2x, last at Virginia | 3/4/22  |
| Hits           | 0   | 4x, last vs. UMass   | 3/11/22 |
| Runs           | 0   | 3x, last at Virginia | 3/6/22  |
| Earned Runs    | 0   | 3x, last at Virginia | 3/6/22  |
| Walks          | 0   | 2x, last at Virginia | 3/6/22  |
| Strikeouts     | 1   | vs. LIU              | 2/19/22 |

PITCHING CAREER BESTS



#28 HUTCH GAGNON

Career Bests

|                |     |                       |         |
|----------------|-----|-----------------------|---------|
| IP             | 5.0 | vs. Princeton         | 2/29/20 |
| Longest Start  | 5.0 | vs. Princeton         | 2/29/20 |
| Longest Relief | 3.0 | 2x, last vs. Wagner   | 2/23/20 |
| Hits           | 0   | 8x, last at Purdue    | 5/27/21 |
| Runs           | 0   | 17x, last at Iowa     | 5/7/21  |
| Earned Runs    | 0   | 18x, last vs. Rutgers | 5/16/21 |
| Walks          | 0   | 16x, last at Illinois | 5/22/21 |
| Strikeouts     | 6   | vs. Princeton         | 2/29/20 |



#17 SENECA GREGORY

Career Bests


|                |     |                              |         |
|----------------|-----|------------------------------|---------|
| IP             | 2.1 | vs. UMass                    | 3/12/22 |
| Longest Start  | n/a |                              |         |
| Longest Relief | 2.1 | vs. UMass                    | 3/12/22 |
| Hits           | 0   | at VMI                       | 3/8/22  |
| Runs           | 0   | 3x, last vs. St. Bonaventure | 3/30/22 |
| Earned Runs    | 0   | 3x, last vs. St. Bonaventure | 3/30/22 |
| Walks          | 0   | 3x, last vs. St. Bonaventure | 3/30/22 |
| Strikeouts     | 4   | vs. UMass                    | 3/12/22 |



#24 JADEN HENLINE

Career Bests

|                |     |                                |         |
|----------------|-----|--------------------------------|---------|
| IP             | 5.0 | at Maryland                    | 4/1/22  |
| Longest Start  | 5.0 | at Maryland                    | 4/1/22  |
| Longest Relief | 4.0 | 2x, last vs. Rutgers           | 3/25/22 |
| Hits           | 0   | 4x, last vs. UMass             | 3/13/22 |
| Runs           | 0   | 8x, last vs. Youngstown State  | 3/22/22 |
| Earned Runs    | 0   | 9x, last vs. Rutgers           | 3/25/22 |
| Walks          | 0   | 10x, last vs. Youngstown State | 3/22/22 |
| Strikeouts     | 6   | vs. Northwestern               | 3/6/21  |



#29 CARSON KOHLS

Career Bests

|                |     |                       |         |
|----------------|-----|-----------------------|---------|
| IP             | 3.1 | vs. Bucknell          | 4/6/22  |
| Longest Start  | n/a |                       |         |
| Longest Relief | 3.1 | vs. Bucknell          | 4/6/22  |
| Hits           | 0   | 3x, last vs. Monmouth | 2/18/22 |
| Runs           | 0   | 4x, last vs. Bucknell | 4/6/22  |
| Earned Runs    | 0   | 6x, last vs. Bucknell | 4/6/22  |
| Walks          | 0   | 6x, last vs. Bucknell | 4/6/22  |
| Strikeouts     | 5   | vs. Bucknell          | 4/6/22  |



#33 TRAVIS LUENSMANN

Career Bests\*

|                |     |                      |         |
|----------------|-----|----------------------|---------|
| IP             | 6.0 | vs. Maine            | 2/25/22 |
| Longest Start  | 6.0 | vs. Maine            | 2/25/22 |
| Longest Relief | 3.0 | at Maryland          | 4/2/22  |
| Hits           | 0   | 2x, last at Winthrop | 3/2/21  |
| Runs           | 0   | 2x, last at Winthrop | 3/2/21  |
| Earned Runs    | 0   | 3x, last vs. UMass   | 3/11/22 |
| Walks          | 0   | 4x, last vs. Maine   | 2/25/22 |
| Strikeouts     | 8   | vs. Maine            | 2/25/22 |



#18 MASON MELLOTT

Career Bests

|                |     |                        |         |
|----------------|-----|------------------------|---------|
| IP             | 5.0 | vs. UMass              | 3/13/22 |
| Longest Start  | 5.0 | vs. UMass              | 3/13/22 |
| Longest Relief | 4.2 | 2x, last vs. Duke      | 3/2/19  |
| Hits           | 0   | 12x, last vs. Rutgers  | 3/26/22 |
| Runs           | 0   | 30x, last vs. Rutgers  | 3/26/22 |
| Earned Runs    | 0   | 43x, last vs. Rutgers  | 3/26/22 |
| Walks          | 0   | 35x, last vs. Bucknell | 4/6/22  |
| Strikeouts     | 5   | 6x, last at Ohio State | 4/25/21 |

\*At South Carolina (2021)

PITCHING CAREER BESTS



#21 STEVEN MILLER

Career Bests

|                |     |                                |         |
|----------------|-----|--------------------------------|---------|
| IP             | 4.1 | at Maryland                    | 4/2/22  |
| Longest Start  | n/a |                                |         |
| Longest Relief | 4.1 | at Maryland                    | 4/2/22  |
| Hits           | 0   | 7x, last vs. Youngstown State  | 3/22/22 |
| Runs           | 0   | 17x, last at Maryland          | 4/2/22  |
| Earned Runs    | 0   | 19x, last at Maryland          | 4/2/22  |
| Walks          | 0   | 12x, last vs. Youngstown State | 3/22/22 |
| Strikeouts     | 6   | vs. Milwaukee                  | 3/19/22 |



#27 TOMMY MOLSKY

Career Bests

|                |     |                              |         |
|----------------|-----|------------------------------|---------|
| IP             | 6.0 | vs. Northeastern             | 2/20/22 |
| Longest Start  | 6.0 | vs. Northeastern             | 2/20/22 |
| Longest Relief | n/a |                              |         |
| Hits           | 0   | 2x, last vs. St. Bonaventure | 3/30/22 |
| Runs           | 0   | vs. St. Bonaventure          | 3/30/22 |
| Earned Runs    | 0   | 2x, last vs. St. Bonaventure | 3/30/22 |
| Walks          | 0   | 3x, last at Maryland         | 4/3/22  |
| Strikeouts     | 6   | 2x, last vs. UMass           | 3/12/22 |



#37 JORDAN MORALES

Career Bests\*

|                |     |                        |         |
|----------------|-----|------------------------|---------|
| IP             | 7.0 | vs. St. Bonaventure    | 4/24/21 |
| Longest Start  | 7.0 | vs. St. Bonaventure    | 4/24/21 |
| Longest Relief | 3.0 | 2x, last at Penn       | 4/3/21  |
| Hits           | 0   | 9x, last vs. Bucknell  | 4/6/22  |
| Runs           | 0   | 18x, last vs. Bucknell | 4/6/22  |
| Earned Runs    | 0   | 19x, last vs. Bucknell | 4/6/22  |
| Walks          | 0   | 19x, last vs. Bucknell | 4/6/22  |
| Strikeouts     | 9   | vs. Saint Joseph's     | 5/8/21  |


\*At LaSalle (2020-21)



#6 JOE NASTASI

Career Bests

|                |     |  |  |
|----------------|-----|--|--|
| IP             | n/a |  |  |
| Longest Start  | n/a |  |  |
| Longest Relief | n/a |  |  |
| Hits           | n/a |  |  |
| Runs           | n/a |  |  |
| Earned Runs    | n/a |  |  |
| Walks          | n/a |  |  |
| Strikeouts     | n/a |  |  |



#31 RYAN PARTRIDGE

Career Bests

|                |     |                        |         |
|----------------|-----|------------------------|---------|
| IP             | 2.2 | vs. Milwaukee          | 3/20/22 |
| Longest Start  | n/a |                        |         |
| Longest Relief | 2.2 | vs. Milwaukee          | 3/20/22 |
| Hits           | 0   | 7x, last vs. Bucknell  | 4/6/22  |
| Runs           | 0   | 12x, last vs. Bucknell | 4/6/22  |
| Earned Runs    | 0   | 13x, last vs. Bucknell | 4/6/22  |
| Walks          | 0   | 10x, last at Maryland  | 4/3/22  |
| Strikeouts     | 2   | 5x, last at Maryland   | 4/3/22  |



#25 CHASE RENNER

Career Bests

|                |     |                       |         |
|----------------|-----|-----------------------|---------|
| IP             | 2.0 | 3x, last vs. Bucknell | 4/6/22  |
| Longest Start  | 1.0 | vs. Rutgers           | 3/25/22 |
| Longest Relief | 2.0 | 3x, last vs. Bucknell | 4/6/22  |
| Hits           | 0   | 3x, last vs. Bucknell | 4/6/22  |
| Runs           | 0   | 4x, last vs. Bucknell | 4/6/22  |
| Earned Runs    | 0   | 4x, last vs. Bucknell | 4/6/22  |
| Walks          | 0   | 2x, last at Maryland  | 4/3/22  |
| Strikeouts     | 4   | vs. Bucknell          | 4/6/22  |

PITCHING CAREER BESTS



#11 CHAD ROGERS

Career Bests

|                |     |                      |         |
|----------------|-----|----------------------|---------|
| IP             | 3.0 | vs. Northwestern     | 3/7/21  |
| Longest Start  | n/a |                      |         |
| Longest Relief | 3.0 | vs. Northwestern     | 3/7/21  |
| Hits           | 0   | at Ohio State        | 4/24/21 |
| Runs           | 0   | 2x, last at VMI      | 3/8/22  |
| Earned Runs    | 0   | 2x, last at VMI      | 3/8/22  |
| Walks          | 1   | 4x, last vs. Rutgers | 3/26/22 |
| Strikeouts     | 1   | 5x, last vs. Rutgers | 3/26/22 |



#20 BLAISE SCLAFANI

Career Bests

|                |      |                       |         |
|----------------|------|-----------------------|---------|
| IP             | 3.0* | vs. Northeastern      | 4/30/19 |
| Longest Start  | n/a  |                       |         |
| Longest Relief | 3.0* | vs. Northeastern      | 4/30/19 |
| Hits           | 0    | 7x, last vs. Rutgers  | 3/26/22 |
| Runs           | 0*   | 10x, last vs. Rutgers | 3/26/22 |
| Earned Runs    | 0    | 12x, last vs. Rutgers | 3/26/22 |
| Walks          | 0    | 9x, last vs. Rutgers  | 3/26/22 |
| Strikeouts     | 3*   | 3x, last vs. Canisius | 2/15/20 |

\*At UMass Lowell (2020-21)



#36 TYLER SHINGLEDECKER

Career Bests

|                |     |                                |         |
|----------------|-----|--------------------------------|---------|
| IP             | 4.1 | 2x, last vs. Youngstown State  | 4/9/19  |
| Longest Start  | 4.1 | vs. Youngstown State           | 4/9/19  |
| Longest Relief | 4.1 | vs. Binghamton                 | 3/26/19 |
| Hits           | 0   | 21x, last vs. UMass            | 3/13/22 |
| Runs           | 0   | 23x, last vs. Milwaukee        | 3/18/22 |
| Earned Runs    | 0   | 29x, last vs. Youngstown State | 3/22/22 |
| Walks          | 0   | 18x, last vs. Youngstown State | 3/22/22 |
| Strikeouts     | 9   | vs. Northwestern               | 3/5/21  |



#30 ANTHONY STEELE

Career Bests

|                |     |                               |         |
|----------------|-----|-------------------------------|---------|
| IP             | 1.0 | 2x, last vs. Milwaukee        | 3/20/22 |
| Longest Start  | 0.2 | vs. Bucknell                  | 4/6/22  |
| Longest Relief | 1.0 | 2x, last vs. Milwaukee        | 3/20/22 |
| Hits           | 0   | vs. Youngstown State          | 3/22/22 |
| Runs           | 0   | 3x, last vs. Youngstown State | 3/22/22 |
| Earned Runs    | 0   | 3x, last vs. Youngstown State | 3/22/22 |
| Walks          | 0   | 2x, last vs. Youngstown State | 3/22/22 |
| Strikeouts     | 2   | 2x, last vs. Youngstown State | 3/22/22 |



#12 KELLAN TULIO

Career Bests\*

|                |     |                              |         |
|----------------|-----|------------------------------|---------|
| IP             | 6.0 | vs. Maine                    | 2/26/22 |
| Longest Start  | 6.0 | vs. Maine                    | 2/26/22 |
| Longest Relief | 1.1 | at Cincinnati                | 3/30/21 |
| Hits           | 0   | 8x, last vs. St. Bonaventure | 3/30/22 |
| Runs           | 0   | 8x, last vs. St. Bonaventure | 3/30/22 |
| Earned Runs    | 0   | 8x, last vs. St. Bonaventure | 3/30/22 |
| Walks          | 0   | 5x, last vs. St. Bonaventure | 3/30/22 |
| Strikeouts     | 5   | vs. Maine                    | 2/26/22 |

\*At Louisville (2020-21)



**CAREER STATS**

**#3 COLE BARTELS IF/OF R/R GR. 6-3/195 BELMONT, MASS.**

| Year         | Avg         | GP-GS        | AB         | R         | H         | 2B        | 3B       | HR       | RBI       | TB        | SLG%        | BB        | HBP      | SO        | GDP      | OB%         | SF       | SH       | SB-ATT     | PO         | A         | E        | FLD%        |
|--------------|-------------|--------------|------------|-----------|-----------|-----------|----------|----------|-----------|-----------|-------------|-----------|----------|-----------|----------|-------------|----------|----------|------------|------------|-----------|----------|-------------|
| 2018         | .000        | 17-3         | 0          | 0         | 0         | 0         | 0        | 0        | 0         | 0         | .000        | 0         | 0        | 0         | 0        | .000        | 0        | 0        | 0-0        | 0          | 1         | 0        | 1.000       |
| 2019         | .000        | 7-3          | 0          | 0         | 0         | 0         | 0        | 0        | 0         | 0         | .000        | 0         | 0        | 0         | 0        | .000        | 0        | 0        | 0-0        | 1          | 1         | 1        | .667        |
| 2020         | .273        | 8-7          | 22         | 8         | 6         | 2         | 0        | 0        | 3         | 8         | .364        | 7         | 1        | 4         | 0        | .452        | 1        | 0        | 1-1        | 53         | 1         | 0        | 1.000       |
| 2021         | .245        | 35-26        | 98         | 13        | 24        | 4         | 1        | 1        | 13        | 33        | .337        | 13        | 1        | 21        | 4        | .333        | 2        | 1        | 3-3        | 141        | 11        | 2        | .987        |
| 2022         | .261        | 26-26        | 102        | 13        | 28        | 4         | 0        | 1        | 7         | 35        | .343        | 9         | 2        | 11        | 0        | .345        | 0        | 0        | 2-3        | 109        | 4         | 0        | 1.000       |
| <b>TOTAL</b> | <b>.261</b> | <b>93-65</b> | <b>222</b> | <b>34</b> | <b>58</b> | <b>10</b> | <b>1</b> | <b>2</b> | <b>23</b> | <b>76</b> | <b>.342</b> | <b>29</b> | <b>4</b> | <b>36</b> | <b>4</b> | <b>.353</b> | <b>3</b> | <b>1</b> | <b>6-7</b> | <b>304</b> | <b>20</b> | <b>3</b> | <b>.991</b> |

**#46 NOAH BURKE OF L/R FR. 6-0/192 PITTSBURGH, PA.**

| Year         | Avg         | GP-GS      | AB       | R        | H        | 2B       | 3B       | HR       | RBI      | TB       | SLG%        | BB       | HBP      | SO       | GDP      | OB%         | SF       | SH       | SB-ATT     | PO       | A        | E        | FLD%        |
|--------------|-------------|------------|----------|----------|----------|----------|----------|----------|----------|----------|-------------|----------|----------|----------|----------|-------------|----------|----------|------------|----------|----------|----------|-------------|
| 2022         | .000        | 5-0        | 4        | 0        | 0        | 0        | 0        | 0        | 0        | 0        | .000        | 1        | 1        | 3        | 0        | .333        | 0        | 0        | 0-0        | 0        | 0        | 0        | .000        |
| <b>TOTAL</b> | <b>.000</b> | <b>5-0</b> | <b>4</b> | <b>0</b> | <b>0</b> | <b>0</b> | <b>0</b> | <b>0</b> | <b>0</b> | <b>0</b> | <b>.000</b> | <b>1</b> | <b>1</b> | <b>3</b> | <b>0</b> | <b>.333</b> | <b>0</b> | <b>0</b> | <b>0-0</b> | <b>0</b> | <b>0</b> | <b>0</b> | <b>.000</b> |

**#19 DEREK CEASE IF/P R/R FR. 5-8/150 PLYMOUTH, PA.**

| Year         | Avg         | GP-GS       | AB        | R        | H        | 2B       | 3B       | HR       | RBI      | TB       | SLG%        | BB       | HBP      | SO       | GDP      | OB%         | SF       | SH       | SB-ATT     | PO        | A         | E        | FLD%         |
|--------------|-------------|-------------|-----------|----------|----------|----------|----------|----------|----------|----------|-------------|----------|----------|----------|----------|-------------|----------|----------|------------|-----------|-----------|----------|--------------|
| 2022         | .143        | 16-5        | 21        | 5        | 3        | 1        | 0        | 0        | 0        | 4        | .190        | 2        | 0        | 6        | 1        | .217        | 0        | 0        | 1-1        | 13        | 20        | 0        | 1.000        |
| <b>TOTAL</b> | <b>.143</b> | <b>16-5</b> | <b>21</b> | <b>5</b> | <b>3</b> | <b>1</b> | <b>0</b> | <b>0</b> | <b>0</b> | <b>4</b> | <b>.190</b> | <b>2</b> | <b>0</b> | <b>6</b> | <b>1</b> | <b>.217</b> | <b>0</b> | <b>0</b> | <b>1-1</b> | <b>13</b> | <b>20</b> | <b>0</b> | <b>1.000</b> |

| Year         | ERA         | W-L        | APP      | GS       | CG       | SHO        | SV       | IP         | H        | R        | ER       | BB       | SO       | 2B       | 3B       | HR       | BF       | BAA         | WP       | HBP      | BK       | SFA      | SHA      |
|--------------|-------------|------------|----------|----------|----------|------------|----------|------------|----------|----------|----------|----------|----------|----------|----------|----------|----------|-------------|----------|----------|----------|----------|----------|
| 2022         | 0.00        | 0-0        | 1        | 0        | 0        | 0/0        | 0        | 1.0        | 1        | 1        | 0        | 3        | 1        | 0        | 0        | 0        | 7        | .250        | 0        | 0        | 0        | 0        | 0        |
| <b>TOTAL</b> | <b>0.00</b> | <b>0-0</b> | <b>1</b> | <b>0</b> | <b>0</b> | <b>0/0</b> | <b>0</b> | <b>1.0</b> | <b>1</b> | <b>1</b> | <b>0</b> | <b>3</b> | <b>1</b> | <b>0</b> | <b>0</b> | <b>0</b> | <b>7</b> | <b>.250</b> | <b>0</b> | <b>0</b> | <b>0</b> | <b>0</b> | <b>0</b> |

**#23 JAKE COOPER IF R/R FR. 5-9/195 STATE COLLEGE, PA.**

| Year         | Avg         | GP-GS      | AB        | R        | H        | 2B       | 3B       | HR       | RBI      | TB       | SLG%        | BB       | HBP      | SO       | GDP      | OB%         | SF       | SH       | SB-ATT     | PO       | A         | E        | FLD%        |
|--------------|-------------|------------|-----------|----------|----------|----------|----------|----------|----------|----------|-------------|----------|----------|----------|----------|-------------|----------|----------|------------|----------|-----------|----------|-------------|
| 2022         | .000        | 8-4        | 14        | 0        | 0        | 0        | 0        | 0        | 0        | 0        | .000        | 0        | 0        | 6        | 0        | .000        | 0        | 1        | 0-0        | 1        | 10        | 1        | .917        |
| <b>TOTAL</b> | <b>.000</b> | <b>8-4</b> | <b>14</b> | <b>0</b> | <b>0</b> | <b>0</b> | <b>0</b> | <b>0</b> | <b>0</b> | <b>0</b> | <b>.000</b> | <b>0</b> | <b>0</b> | <b>6</b> | <b>0</b> | <b>.000</b> | <b>0</b> | <b>1</b> | <b>0-0</b> | <b>1</b> | <b>10</b> | <b>1</b> | <b>.917</b> |

**#4 TYSON COOPER C/IF S/R R-SO. 5-9/200 STATE COLLEGE, PA.**

| Year         | Avg         | GP-GS       | AB        | R        | H        | 2B       | 3B       | HR       | RBI      | TB       | SLG%        | BB       | HBP      | SO        | GDP      | OB%         | SF       | SH       | SB-ATT     | PO        | A        | E        | FLD%         |
|--------------|-------------|-------------|-----------|----------|----------|----------|----------|----------|----------|----------|-------------|----------|----------|-----------|----------|-------------|----------|----------|------------|-----------|----------|----------|--------------|
| 2021         | .111        | 11-3        | 18        | 2        | 2        | 1        | 0        | 0        | 2        | 3        | .167        | 6        | 0        | 8         | 0        | .333        | 0        | 0        | 1-1        | 16        | 1        | 0        | 1.000        |
| 2022         | .133        | 8-5         | 15        | 0        | 2        | 0        | 0        | 0        | 0        | 2        | .133        | 3        | 0        | 2         | 0        | .278        | 0        | 2        | 0-2        | 28        | 6        | 0        | 1.000        |
| <b>TOTAL</b> | <b>.121</b> | <b>19-8</b> | <b>33</b> | <b>2</b> | <b>4</b> | <b>1</b> | <b>0</b> | <b>0</b> | <b>2</b> | <b>5</b> | <b>.152</b> | <b>9</b> | <b>0</b> | <b>10</b> | <b>0</b> | <b>.310</b> | <b>0</b> | <b>2</b> | <b>1-3</b> | <b>44</b> | <b>7</b> | <b>0</b> | <b>1.000</b> |

**#8 PATRICK DEMARCO RHP R/R FR. 6-1/200 LOS ANGELES, CALIF.**

| Year         | ERA          | W-L        | APP      | GS       | CG       | SHO        | SV       | IP         | H        | R        | ER       | BB       | SO       | 2B       | 3B       | HR       | BF       | BAA          | WP       | HBP      | BK       | SFA      | SHA      |
|--------------|--------------|------------|----------|----------|----------|------------|----------|------------|----------|----------|----------|----------|----------|----------|----------|----------|----------|--------------|----------|----------|----------|----------|----------|
| 2022         | 81.00        | 0-0        | 1        | 0        | 0        | 0/0        | 0        | 0.1        | 2        | 3        | 3        | 2        | 0        | 0        | 0        | 0        | 5        | 1.000        | 1        | 0        | 0        | 0        | 0        |
| <b>TOTAL</b> | <b>81.00</b> | <b>0-0</b> | <b>1</b> | <b>0</b> | <b>0</b> | <b>0/0</b> | <b>0</b> | <b>0.1</b> | <b>2</b> | <b>3</b> | <b>3</b> | <b>2</b> | <b>0</b> | <b>0</b> | <b>0</b> | <b>0</b> | <b>5</b> | <b>1.000</b> | <b>1</b> | <b>0</b> | <b>0</b> | <b>0</b> | <b>0</b> |

**#49 BEN DEMELL IF/P L/R FR. 6-5/205 CONCORD, OHIO**

| Year         | Avg      | GP-GS    | AB       | R        | H        | 2B       | 3B       | HR       | RBI      | TB       | SLG%     | BB       | HBP      | SO       | GDP      | OB%      | SF       | SH       | SB-ATT   | PO       | A        | E        | FLD%     |
|--------------|----------|----------|----------|----------|----------|----------|----------|----------|----------|----------|----------|----------|----------|----------|----------|----------|----------|----------|----------|----------|----------|----------|----------|
| 2022         | -        | -        | -        | -        | -        | -        | -        | -        | -        | -        | -        | -        | -        | -        | -        | -        | -        | -        | -        | -        | -        | -        | -        |
| <b>TOTAL</b> | <b>-</b> | <b>-</b> | <b>-</b> | <b>-</b> | <b>-</b> | <b>-</b> | <b>-</b> | <b>-</b> | <b>-</b> | <b>-</b> | <b>-</b> | <b>-</b> | <b>-</b> | <b>-</b> | <b>-</b> | <b>-</b> | <b>-</b> | <b>-</b> | <b>-</b> | <b>-</b> | <b>-</b> | <b>-</b> | <b>-</b> |

| Year         | ERA         | W-L        | APP      | GS       | CG       | SHO        | SV       | IP         | H        | R        | ER       | BB       | SO       | 2B       | 3B       | HR       | BF       | BAA         | WP       | HBP      | BK       | SFA      | SHA      |
|--------------|-------------|------------|----------|----------|----------|------------|----------|------------|----------|----------|----------|----------|----------|----------|----------|----------|----------|-------------|----------|----------|----------|----------|----------|
| 2022         | 0.00        | 0-0        | 1        | 0        | 0        | 0/0        | 0        | 1.2        | 0        | 0        | 0        | 0        | 0        | 0        | 0        | 0        | 0        | .000        | 0        | 0        | 0        | 0        | 0        |
| <b>TOTAL</b> | <b>0.00</b> | <b>0-0</b> | <b>1</b> | <b>0</b> | <b>0</b> | <b>0/0</b> | <b>0</b> | <b>1.2</b> | <b>0</b> | <b>0</b> | <b>0</b> | <b>0</b> | <b>0</b> | <b>0</b> | <b>0</b> | <b>0</b> | <b>0</b> | <b>.000</b> | <b>0</b> | <b>0</b> | <b>0</b> | <b>0</b> | <b>0</b> |

**#5 CARSON ERTTER OF L/L JR. 5-10/175 EBENSBURG, PA.**

| Year         | Avg         | GP-GS      | AB       | R        | H        | 2B       | 3B       | HR       | RBI      | TB       | SLG%        | BB       | HBP      | SO       | GDP      | OB%         | SF       | SH       | SB-ATT     | PO       | A        | E        | FLD%         |
|--------------|-------------|------------|----------|----------|----------|----------|----------|----------|----------|----------|-------------|----------|----------|----------|----------|-------------|----------|----------|------------|----------|----------|----------|--------------|
| 2020         | .000        | 3-0        | 2        | 0        | 0        | 0        | 0        | 0        | 0        | 0        | .000        | 0        | 1        | 0        | 0        | .333        | 0        | 0        | 0-0        | 1        | 0        | 0        | 1.000        |
| 2021         | .000        | 1-0        | 1        | 0        | 0        | 0        | 0        | 0        | 1        | 0        | .000        | 1        | 0        | 0        | 0        | .500        | 0        | 0        | 0-0        | 0        | 0        | 0        | .000         |
| 2022         | -           | -          | -        | -        | -        | -        | -        | -        | -        | -        | -           | -        | -        | -        | -        | -           | -        | -        | -          | -        | -        | -        | -            |
| <b>TOTAL</b> | <b>.000</b> | <b>4-0</b> | <b>3</b> | <b>0</b> | <b>0</b> | <b>0</b> | <b>0</b> | <b>0</b> | <b>1</b> | <b>0</b> | <b>.000</b> | <b>1</b> | <b>1</b> | <b>0</b> | <b>0</b> | <b>.400</b> | <b>0</b> | <b>0</b> | <b>0-0</b> | <b>1</b> | <b>0</b> | <b>0</b> | <b>1.000</b> |

CAREER STATS

**#44 DEVIN FLETCHER RHP R/R FR. 6-8/215 BETHLEHEM, PA.**

| Year         | ERA | W-L | APP | GS | CG | SHO | SV | IP | H | R | ER | BB | SO | 2B | 3B | HR | BF | BAA | WP | HBP | BK | SFA | SHA |
|--------------|-----|-----|-----|----|----|-----|----|----|---|---|----|----|----|----|----|----|----|-----|----|-----|----|-----|-----|
| 2022         | -   | -   | -   | -  | -  | -   | -  | -  | - | - | -  | -  | -  | -  | -  | -  | -  | -   | -  | -   | -  | -   | -   |
| <b>TOTAL</b> | -   | -   | -   | -  | -  | -   | -  | -  | - | - | -  | -  | -  | -  | -  | -  | -  | -   | -  | -   | -  | -   | -   |

**#10 TANNER FOLDS LHP R/L FR. 6-1/195 CALHOUN, GA.**

| Year         | ERA          | W-L        | App      | GS       | CG       | SHO        | SV       | IP         | H        | R        | ER       | BB       | SO       | 2B       | 3B       | HR       | BF        | B/Avg       | WP       | HBP      | BK       | SFA      | SHA      |
|--------------|--------------|------------|----------|----------|----------|------------|----------|------------|----------|----------|----------|----------|----------|----------|----------|----------|-----------|-------------|----------|----------|----------|----------|----------|
| 2022         | 14.73        | 0-0        | 6        | 0        | 0        | 0/0        | 0        | 3.2        | 2        | 7        | 6        | 6        | 3        | 1        | 0        | 0        | 20        | .154        | 1        | 1        | 0        | 0        | 0        |
| <b>TOTAL</b> | <b>14.73</b> | <b>0-0</b> | <b>6</b> | <b>0</b> | <b>0</b> | <b>0/0</b> | <b>0</b> | <b>3.2</b> | <b>2</b> | <b>7</b> | <b>6</b> | <b>6</b> | <b>3</b> | <b>1</b> | <b>0</b> | <b>0</b> | <b>20</b> | <b>.154</b> | <b>1</b> | <b>1</b> | <b>0</b> | <b>0</b> | <b>0</b> |

**#15 BRENDEN FRANKS IF/P R/R JR. 6-3/205 STATE COLLEGE, PA.**

| Year         | Avg         | GP-GS       | AB        | R        | H        | 2B       | 3B       | HR       | RBI      | TB       | SLG%        | BB       | HBP      | SO       | GDP      | OB%         | SF       | SH       | SB-ATT     | PO       | A        | E        | FLD%         |
|--------------|-------------|-------------|-----------|----------|----------|----------|----------|----------|----------|----------|-------------|----------|----------|----------|----------|-------------|----------|----------|------------|----------|----------|----------|--------------|
| 2020         | .667        | 4-0         | 3         | 1        | 2        | 0        | 0        | 0        | 0        | 2        | .667        | 0        | 0        | 1        | 0        | .667        | 0        | 0        | 0-0        | 2        | 0        | 0        | 1.000        |
| 2021         | .000        | 4-0         | 3         | 1        | 0        | 0        | 0        | 0        | 0        | 0        | .000        | 0        | 1        | 2        | 0        | .250        | 0        | 0        | 0-0        | 4        | 0        | 0        | 1.000        |
| 2022         | .000        | 7-0         | 4         | 0        | 0        | 0        | 0        | 0        | 0        | 0        | .000        | 1        | 0        | 1        | 1        | .200        | 0        | 0        | 0-0        | 0        | 0        | 0        | 1.000        |
| <b>TOTAL</b> | <b>.200</b> | <b>15-0</b> | <b>10</b> | <b>2</b> | <b>2</b> | <b>0</b> | <b>0</b> | <b>0</b> | <b>0</b> | <b>2</b> | <b>.200</b> | <b>1</b> | <b>1</b> | <b>4</b> | <b>1</b> | <b>.333</b> | <b>0</b> | <b>0</b> | <b>0-0</b> | <b>6</b> | <b>0</b> | <b>0</b> | <b>1.000</b> |
| Year         | Avg         | GP-GS       | AB        | R        | H        | 2B       | 3B       | HR       | RBI      | TB       | SLG%        | BB       | HBP      | SO       | GDP      | OB%         | SF       | SH       | SB-ATT     | PO       | A        | E        | FLD%         |
| 2020         | -           | -           | -         | -        | -        | -        | -        | -        | -        | -        | -           | -        | -        | -        | -        | -           | -        | -        | -          | -        | -        | -        | -            |
| 2021         | -           | -           | -         | -        | -        | -        | -        | -        | -        | -        | -           | -        | -        | -        | -        | -           | -        | -        | -          | -        | -        | -        | -            |
| 2022         | -           | -           | -         | -        | -        | -        | -        | -        | -        | -        | -           | -        | -        | -        | -        | -           | -        | -        | -          | -        | -        | -        | -            |
| <b>TOTAL</b> | -           | -           | -         | -        | -        | -        | -        | -        | -        | -        | -           | -        | -        | -        | -        | -           | -        | -        | -          | -        | -        | -        | -            |

**#28 HUTCH GAGNON LHP L/L SR. 6-3/220 DOWNINGTOWN, PA.**

| Year         | ERA         | W-L        | App       | GS       | CG       | SHO        | SV       | IP          | H         | R         | ER        | BB        | SO        | 2B        | 3B       | HR       | BF         | B/Avg       | WP       | HBP      | BK       | SFA      | SHA      |
|--------------|-------------|------------|-----------|----------|----------|------------|----------|-------------|-----------|-----------|-----------|-----------|-----------|-----------|----------|----------|------------|-------------|----------|----------|----------|----------|----------|
| 2019         | 5.59        | 0-1        | 18        | 0        | 0        | 0/0        | 0        | 19.1        | 21        | 12        | 12        | 11        | 21        | 4         | 1        | 2        | 93         | .273        | 3        | 3        | 0        | 0        | 2        |
| 2020         | 3.21        | 1-0        | 4         | 2        | 0        | 0/0        | 0        | 14.0        | 15        | 5         | 5         | 6         | 17        | 4         | 1        | 0        | 62         | .268        | 0        | 0        | 0        | 0        | 0        |
| 2021         | 6.75        | 0-1        | 11        | 0        | 0        | 0/0        | 0        | 12.0        | 18        | 10        | 9         | 4         | 13        | 3         | 1        | 1        | 64         | .327        | 2        | 3        | 0        | 1        | 1        |
| 2022         | -           | -          | -         | -        | -        | -          | -        | -           | -         | -         | -         | -         | -         | -         | -        | -        | -          | -           | -        | -        | -        | -        | -        |
| <b>TOTAL</b> | <b>5.16</b> | <b>1-2</b> | <b>33</b> | <b>2</b> | <b>0</b> | <b>0/0</b> | <b>0</b> | <b>45.1</b> | <b>54</b> | <b>27</b> | <b>26</b> | <b>21</b> | <b>51</b> | <b>11</b> | <b>3</b> | <b>3</b> | <b>219</b> | <b>.287</b> | <b>5</b> | <b>6</b> | <b>0</b> | <b>1</b> | <b>3</b> |

**#35 BILLY GERLOTT OF/IF R/R SO. 6-1/195 AUBURN, PA.**

| Year         | Avg         | GP-GS        | AB        | R         | H         | 2B       | 3B       | HR       | RBI      | TB        | SLG%        | BB       | HBP      | SO        | GDP      | OB%         | SF       | SH       | SB-ATT     | PO        | A        | E        | FLD%         |
|--------------|-------------|--------------|-----------|-----------|-----------|----------|----------|----------|----------|-----------|-------------|----------|----------|-----------|----------|-------------|----------|----------|------------|-----------|----------|----------|--------------|
| 2021         | -           | -            | -         | -         | -         | -        | -        | -        | -        | -         | -           | -        | -        | -         | -        | -           | -        | -        | -          | -         | -        | -        | -            |
| 2022         | .226        | 26-26        | 93        | 10        | 21        | 6        | 1        | 0        | 9        | 29        | .312        | 9        | 3        | 29        | 1        | .311        | 1        | 0        | 1-3        | 29        | 0        | 0        | 1.000        |
| <b>TOTAL</b> | <b>.226</b> | <b>26-26</b> | <b>93</b> | <b>10</b> | <b>21</b> | <b>6</b> | <b>1</b> | <b>0</b> | <b>9</b> | <b>29</b> | <b>.312</b> | <b>9</b> | <b>3</b> | <b>29</b> | <b>1</b> | <b>.311</b> | <b>1</b> | <b>0</b> | <b>1-3</b> | <b>29</b> | <b>0</b> | <b>0</b> | <b>1.000</b> |

**#17 SENECA GREGORY RHP R/R FR. 6-4/225 STAFFORD, VA.**

| Year         | ERA          | W-L        | APP      | GS       | CG       | SHO        | SV       | IP         | H         | R        | ER       | BB       | SO       | 2B       | 3B       | HR       | BF        | BAA         | WP       | HBP      | BK       | SFA      | SHA      |
|--------------|--------------|------------|----------|----------|----------|------------|----------|------------|-----------|----------|----------|----------|----------|----------|----------|----------|-----------|-------------|----------|----------|----------|----------|----------|
| 2022         | 10.80        | 0-0        | 6        | 0        | 0        | 0/0        | 0        | 6.2        | 10        | 9        | 8        | 4        | 7        | 2        | 0        | 0        | 36        | .345        | 1        | 2        | 0        | 0        | 1        |
| <b>TOTAL</b> | <b>10.80</b> | <b>0-0</b> | <b>6</b> | <b>0</b> | <b>0</b> | <b>0/0</b> | <b>0</b> | <b>6.2</b> | <b>10</b> | <b>9</b> | <b>8</b> | <b>4</b> | <b>7</b> | <b>2</b> | <b>0</b> | <b>0</b> | <b>36</b> | <b>.345</b> | <b>1</b> | <b>2</b> | <b>0</b> | <b>0</b> | <b>1</b> |

**#2 KYLE HANNON IF/OF L/R SO. 5-10/194 HARRISBURG, PA.**

| Year         | Avg         | GP-GS        | AB        | R         | H         | 2B       | 3B       | HR       | RBI      | TB        | SLG%        | BB       | HBP      | SO        | GDP      | OB%         | SF       | SH       | SB-ATT     | PO        | A         | E        | FLD%        |
|--------------|-------------|--------------|-----------|-----------|-----------|----------|----------|----------|----------|-----------|-------------|----------|----------|-----------|----------|-------------|----------|----------|------------|-----------|-----------|----------|-------------|
| 2021         | .133        | 12-9         | 30        | 3         | 4         | 1        | 1        | 0        | 1        | 7         | .233        | 2        | 0        | 12        | 0        | .188        | 0        | 1        | 0-0        | 15        | 0         | 0        | 1.000       |
| 2022         | .288        | 17-17        | 59        | 7         | 17        | 5        | 1        | 0        | 8        | 24        | .407        | 6        | 2        | 12        | 3        | .373        | 0        | 0        | 2-2        | 22        | 37        | 7        | .894        |
| <b>TOTAL</b> | <b>.236</b> | <b>29-26</b> | <b>89</b> | <b>10</b> | <b>21</b> | <b>6</b> | <b>2</b> | <b>0</b> | <b>9</b> | <b>31</b> | <b>.348</b> | <b>8</b> | <b>2</b> | <b>24</b> | <b>3</b> | <b>.313</b> | <b>0</b> | <b>1</b> | <b>2-2</b> | <b>37</b> | <b>37</b> | <b>7</b> | <b>.914</b> |

**#1 JAY HARRY IF L/R SO. 6-0/195 METUCHEN, N.J.**

| Year         | Avg         | GP-GS        | AB         | R         | H         | 2B        | 3B       | HR       | RBI       | TB        | SLG%        | BB        | HBP      | SO        | GDP      | OB%         | SF       | SH       | SB-ATT     | PO        | A          | E         | FLD%        |
|--------------|-------------|--------------|------------|-----------|-----------|-----------|----------|----------|-----------|-----------|-------------|-----------|----------|-----------|----------|-------------|----------|----------|------------|-----------|------------|-----------|-------------|
| 2021         | .268        | 42-42        | 142        | 22        | 38        | 10        | 0        | 1        | 18        | 51        | .359        | 12        | 4        | 25        | 2        | .335        | 3        | 0        | 1-1        | 58        | 101        | 11        | .935        |
| 2022         | .308        | 26-26        | 104        | 15        | 32        | 3         | 0        | 3        | 14        | 44        | .423        | 6         | 2        | 13        | 0        | .357        | 0        | 0        | 2-4        | 26        | 75         | 4         | .962        |
| <b>TOTAL</b> | <b>.285</b> | <b>68-68</b> | <b>246</b> | <b>37</b> | <b>70</b> | <b>13</b> | <b>0</b> | <b>4</b> | <b>32</b> | <b>95</b> | <b>.386</b> | <b>18</b> | <b>6</b> | <b>38</b> | <b>2</b> | <b>.344</b> | <b>3</b> | <b>0</b> | <b>3-5</b> | <b>84</b> | <b>176</b> | <b>15</b> | <b>.945</b> |

**CAREER STATS**

**#24 JADEN HENLINE RHP L/R SO. 6-2/195 NEW CUMBERLAND, PA.**

| Year         | ERA         | W-L        | App       | GS       | CG       | SHO        | SV       | IP          | H         | R         | ER        | BB        | SO        | 2B       | 3B       | HR       | BF         | B/Avg       | WP       | HBP      | BK       | SFA      | SHA      |
|--------------|-------------|------------|-----------|----------|----------|------------|----------|-------------|-----------|-----------|-----------|-----------|-----------|----------|----------|----------|------------|-------------|----------|----------|----------|----------|----------|
| 2021         | 3.72        | 0-1        | 9         | 3        | 0        | 0/0        | 0        | 19.1        | 17        | 8         | 8         | 8         | 22        | 2        | 0        | 2        | 86         | .230        | 1        | 3        | 0        | 0        | 1        |
| 2022         | 3.28        | 0-1        | 9         | 1        | 0        | 0/1        | 3        | 24.2        | 21        | 14        | 9         | 9         | 29        | 2        | 1        | 2        | 100        | .233        | 3        | 0        | 0        | 0        | 1        |
| <b>TOTAL</b> | <b>3.48</b> | <b>0-2</b> | <b>18</b> | <b>3</b> | <b>0</b> | <b>0/1</b> | <b>3</b> | <b>44.0</b> | <b>38</b> | <b>22</b> | <b>17</b> | <b>17</b> | <b>51</b> | <b>4</b> | <b>1</b> | <b>4</b> | <b>186</b> | <b>.232</b> | <b>4</b> | <b>3</b> | <b>0</b> | <b>0</b> | <b>2</b> |

**#40 BEN KAILHER IF R/R JR. 5-8/160 RUMFORD, R.I.**

| Year         | Avg         | GP-GS        | AB        | R         | H         | 2B       | 3B       | HR       | RBI      | TB        | SLG%        | BB        | HBP      | SO        | GDP      | OB%         | SF       | SH       | SB-ATT     | PO        | A         | E        | FLD%        |
|--------------|-------------|--------------|-----------|-----------|-----------|----------|----------|----------|----------|-----------|-------------|-----------|----------|-----------|----------|-------------|----------|----------|------------|-----------|-----------|----------|-------------|
| 2020         | .222        | 9-6          | 18        | 4         | 4         | 1        | 2        | 0        | 4        | 9         | .500        | 2         | 2        | 6         | 2        | .333        | 2        | 0        | 2-2        | 3         | 9         | 2        | .857        |
| 2021         | .143        | 11-0         | 7         | 3         | 1         | 0        | 0        | 0        | 0        | 1         | .143        | 0         | 0        | 2         | 0        | .143        | 0        | 0        | 1-1        | 0         | 2         | 0        | 1.000       |
| 2022         | .225        | 17-12        | 40        | 4         | 9         | 0        | 0        | 0        | 1        | 9         | .225        | 9         | 1        | 10        | 0        | .380        | 0        | 0        | 1-2        | 13        | 32        | 3        | .938        |
| <b>TOTAL</b> | <b>.215</b> | <b>37-18</b> | <b>65</b> | <b>11</b> | <b>14</b> | <b>1</b> | <b>2</b> | <b>0</b> | <b>5</b> | <b>19</b> | <b>.292</b> | <b>11</b> | <b>3</b> | <b>18</b> | <b>2</b> | <b>.346</b> | <b>2</b> | <b>0</b> | <b>4-5</b> | <b>16</b> | <b>43</b> | <b>5</b> | <b>.922</b> |

**#13 TAYVEN KELLEY OF R/R JR. 6-3/200 BOILING SPRINGS, PA.**

| Year         | Avg         | GP-GS        | AB         | R         | H         | 2B        | 3B       | HR       | RBI       | TB        | SLG%        | BB        | HBP      | SO        | GDP      | OB%         | SF       | SH       | SB-ATT     | PO         | A        | E        | FLD%        |
|--------------|-------------|--------------|------------|-----------|-----------|-----------|----------|----------|-----------|-----------|-------------|-----------|----------|-----------|----------|-------------|----------|----------|------------|------------|----------|----------|-------------|
| 2020         | .188        | 9-4          | 16         | 4         | 3         | 2         | 0        | 0        | 1         | 5         | .313        | 3         | 1        | 8         | 0        | .350        | 0        | 0        | 0-0        | 10         | 0        | 0        | 1.000       |
| 2021         | .238        | 28-27        | 101        | 8         | 24        | 8         | 2        | 1        | 9         | 39        | .386        | 10        | 1        | 37        | 2        | .313        | 0        | 3        | 0-2        | 53         | 1        | 4        | .931        |
| 2022         | .184        | 24-23        | 87         | 7         | 16        | 1         | 0        | 0        | 9         | 17        | .195        | 3         | 1        | 30        | 3        | .220        | 0        | 0        | 1-2        | 52         | 1        | 3        | .946        |
| <b>TOTAL</b> | <b>.211</b> | <b>61-54</b> | <b>204</b> | <b>19</b> | <b>43</b> | <b>11</b> | <b>2</b> | <b>1</b> | <b>19</b> | <b>61</b> | <b>.299</b> | <b>16</b> | <b>3</b> | <b>75</b> | <b>5</b> | <b>.278</b> | <b>0</b> | <b>3</b> | <b>1-4</b> | <b>115</b> | <b>2</b> | <b>7</b> | <b>.944</b> |

**#29 CARSON KOHLS RHP R/R SO. 6-0/195 SACRAMENTO, CALIF.**

| Year         | ERA         | W-L        | App       | GS       | CG       | SHO        | SV       | IP          | H         | R         | ER       | BB       | SO        | 2B       | 3B       | HR       | BF        | B/Avg       | WP       | HBP      | BK       | SFA      | SHA      |
|--------------|-------------|------------|-----------|----------|----------|------------|----------|-------------|-----------|-----------|----------|----------|-----------|----------|----------|----------|-----------|-------------|----------|----------|----------|----------|----------|
| 2021         | 3.18        | 0-0        | 5         | 0        | 0        | 0/0        | 0        | 5.2         | 7         | 3         | 2        | 2        | 4         | 1        | 1        | 1        | 27        | .304        | 1        | 2        | 0        | 0        | 0        |
| 2022         | 5.11        | 1-0        | 8         | 0        | 0        | 0/0        | 0        | 12.1        | 11        | 8         | 7        | 7        | 12        | 0        | 2        | 0        | 55        | .244        | 1        | 2        | 0        | 0        | 1        |
| <b>TOTAL</b> | <b>4.50</b> | <b>1-0</b> | <b>13</b> | <b>0</b> | <b>0</b> | <b>0/0</b> | <b>0</b> | <b>18.0</b> | <b>18</b> | <b>11</b> | <b>9</b> | <b>9</b> | <b>16</b> | <b>1</b> | <b>3</b> | <b>1</b> | <b>82</b> | <b>.265</b> | <b>2</b> | <b>4</b> | <b>0</b> | <b>0</b> | <b>1</b> |

**#33 TRAVIS LUENSMANN RHP R/R SO. 6-6/234 ALTOONA, PA.**

| Year         | ERA         | W-L        | App       | GS       | CG       | SHO        | SV       | IP          | H         | R         | ER        | BB        | SO        | 2B       | 3B       | HR       | BF         | B/Avg       | WP       | HBP      | BK       | SFA      | SHA      |
|--------------|-------------|------------|-----------|----------|----------|------------|----------|-------------|-----------|-----------|-----------|-----------|-----------|----------|----------|----------|------------|-------------|----------|----------|----------|----------|----------|
| 2021*        | 15.43       | 0-1        | 4         | 0        | 0        | 0/0        | 0        | 2.1         | 4         | 6         | 4         | 1         | 2         | 2        | 0        | 0        | 12         | .333        | 0        | 0        | 1        | 0        | 0        |
| 2022         | 5.87        | 1-2        | 7         | 6        | 0        | 0/0        | 0        | 30.2        | 35        | 25        | 20        | 19        | 39        | 1        | 3        | 3        | 148        | .282        | 2        | 1        | 0        | 2        | 2        |
| <b>TOTAL</b> | <b>6.55</b> | <b>1-3</b> | <b>11</b> | <b>6</b> | <b>0</b> | <b>0/0</b> | <b>0</b> | <b>33.0</b> | <b>39</b> | <b>31</b> | <b>24</b> | <b>20</b> | <b>41</b> | <b>3</b> | <b>3</b> | <b>3</b> | <b>160</b> | <b>.289</b> | <b>2</b> | <b>1</b> | <b>1</b> | <b>2</b> | <b>2</b> |

\*At South Carolina

**#18 MASON MELLOTT RHP R/R GR. 6-0/205 STATE COLLEGE, PA.**

| Year         | ERA         | W-L         | APP       | GS       | CG       | SHO        | SV        | IP           | H          | R         | ER        | BB        | SO         | 2B        | 3B       | HR       | BF         | BAA         | WP        | HBP       | BK       | SFA      | SHA       |
|--------------|-------------|-------------|-----------|----------|----------|------------|-----------|--------------|------------|-----------|-----------|-----------|------------|-----------|----------|----------|------------|-------------|-----------|-----------|----------|----------|-----------|
| 2018         | 3.18        | 0-1         | 24        | 0        | 0        | 0/0        | 4         | 34.0         | 38         | 16        | 12        | 14        | 28         | 4         | 1        | 0        | 155        | .295        | 4         | 5         | 2        | 3        | 4         |
| 2019         | 2.43        | 6-3         | 21        | 0        | 0        | 0/2        | 5         | 63.0         | 59         | 25        | 17        | 14        | 52         | 10        | 2        | 1        | 270        | .244        | 3         | 6         | 0        | 1        | 6         |
| 2020         | 2.25        | 2-1         | 5         | 0        | 0        | 0/0        | 0         | 8.0          | 8          | 3         | 2         | 1         | 6          | 1         | 1        | 0        | 35         | .258        | 0         | 0         | 0        | 0        | 3         |
| 2021         | 4.60        | 2-2         | 17        | 0        | 0        | 0/0        | 4         | 31.1         | 32         | 20        | 16        | 18        | 33         | 2         | 1        | 1        | 149        | .264        | 4         | 8         | 1        | 0        | 2         |
| 2022         | 5.79        | 1-3         | 10        | 4        | 0        | 0/1        | 1         | 18.2         | 19         | 14        | 12        | 10        | 17         | 3         | 1        | 1        | 87         | .268        | 1         | 2         | 0        | 1        | 3         |
| <b>TOTAL</b> | <b>3.43</b> | <b>11-9</b> | <b>77</b> | <b>4</b> | <b>0</b> | <b>0/3</b> | <b>14</b> | <b>155.0</b> | <b>156</b> | <b>78</b> | <b>59</b> | <b>57</b> | <b>136</b> | <b>20</b> | <b>6</b> | <b>3</b> | <b>696</b> | <b>.263</b> | <b>12</b> | <b>21</b> | <b>3</b> | <b>5</b> | <b>18</b> |

**#21 STEVEN MILLER RHP R/R SR. 6-1/190 PITTSBURGH, PA.**

| Year         | ERA         | W-L        | App       | GS       | CG       | SHO        | SV       | IP          | H         | R         | ER        | BB        | SO        | 2B       | 3B       | HR       | BF         | B/Avg       | WP       | HBP      | BK       | SFA      | SHA      |
|--------------|-------------|------------|-----------|----------|----------|------------|----------|-------------|-----------|-----------|-----------|-----------|-----------|----------|----------|----------|------------|-------------|----------|----------|----------|----------|----------|
| 2019         | 3.86        | 0-0        | 3         | 0        | 0        | 0/0        | 0        | 2.1         | 4         | 1         | 1         | 1         | 1         | 3        | 0        | 0        | 12         | .364        | 1        | 0        | 0        | 0        | 0        |
| 2020         | 2.70        | 0-0        | 3         | 0        | 0        | 0/1        | 0        | 3.1         | 2         | 1         | 1         | 1         | 6         | 1        | 0        | 0        | 13         | .167        | 0        | 0        | 0        | 0        | 0        |
| 2021         | 3.29        | 0-1        | 12        | 0        | 0        | 0/2        | 2        | 13.2        | 12        | 8         | 5         | 7         | 17        | 2        | 0        | 0        | 58         | .245        | 2        | 2        | 0        | 0        | 0        |
| 2022         | 2.55        | 1-1        | 8         | 0        | 0        | 0/0        | 1        | 17.2        | 15        | 6         | 5         | 7         | 19        | 3        | 1        | 0        | 74         | .231        | 1        | 1        | 0        | 1        | 0        |
| <b>TOTAL</b> | <b>2.92</b> | <b>1-2</b> | <b>26</b> | <b>0</b> | <b>0</b> | <b>0/3</b> | <b>3</b> | <b>37.0</b> | <b>33</b> | <b>16</b> | <b>12</b> | <b>16</b> | <b>43</b> | <b>9</b> | <b>1</b> | <b>0</b> | <b>157</b> | <b>.241</b> | <b>4</b> | <b>3</b> | <b>0</b> | <b>1</b> | <b>0</b> |

CAREER STATS

**#27 TOMMY MOLSKY RHP R/R FR. 6-1/160 DILLSBURG, PA.**

| Year         | ERA         | W-L        | APP      | GS       | CG       | SHO        | SV       | IP          | H         | R         | ER        | BB        | SO        | 2B       | 3B       | HR       | BF         | BAA         | WP       | HBP      | BK       | SFA      | SHA      |
|--------------|-------------|------------|----------|----------|----------|------------|----------|-------------|-----------|-----------|-----------|-----------|-----------|----------|----------|----------|------------|-------------|----------|----------|----------|----------|----------|
| 2022         | 5.79        | 0-4        | 8        | 7        | 0        | 0/0        | 0        | 28.0        | 30        | 30        | 18        | 13        | 29        | 6        | 0        | 3        | 139        | .259        | 6        | 7        | 0        | 2        | 1        |
| <b>TOTAL</b> | <b>5.79</b> | <b>0-4</b> | <b>8</b> | <b>7</b> | <b>0</b> | <b>0/0</b> | <b>0</b> | <b>28.0</b> | <b>30</b> | <b>30</b> | <b>18</b> | <b>13</b> | <b>29</b> | <b>6</b> | <b>0</b> | <b>3</b> | <b>139</b> | <b>.259</b> | <b>6</b> | <b>7</b> | <b>0</b> | <b>2</b> | <b>1</b> |

**#37 JORDAN MORALES LHP R/L JR. 5-9/175 SOUDERTON, PA.**

| Year         | ERA         | W-L        | App       | GS       | CG       | SHO        | SV       | IP          | H         | R         | ER        | BB        | SO        | 2B        | 3B       | HR       | BF         | B/Avg       | WP       | HBP       | BK       | SFA      | SHA      |
|--------------|-------------|------------|-----------|----------|----------|------------|----------|-------------|-----------|-----------|-----------|-----------|-----------|-----------|----------|----------|------------|-------------|----------|-----------|----------|----------|----------|
| 2020*        | 2.16        | 0-2        | 5         | 0        | 0        | 0/1        | 2        | 8.1         | 5         | 4         | 2         | 3         | 14        | 1         | 0        | 1        | 37         | .167        | 3        | 1         | 1        | 1        | 2        |
| 2021*        | 6.11        | 2-6        | 16        | 7        | 1        | 0/0        | 2        | 45.2        | 60        | 35        | 31        | 23        | 49        | 10        | 2        | 4        | 226        | .313        | 2        | 8         | 2        | 3        | 0        |
| 2022         | 4.58        | 2-0        | 13        | 0        | 0        | 0/0        | 0        | 17.2        | 17        | 13        | 9         | 7         | 26        | 2         | 1        | 2        | 80         | .243        | 2        | 1         | 1        | 0        | 2        |
| <b>TOTAL</b> | <b>5.27</b> | <b>4-8</b> | <b>34</b> | <b>7</b> | <b>1</b> | <b>0/1</b> | <b>4</b> | <b>71.2</b> | <b>82</b> | <b>52</b> | <b>42</b> | <b>33</b> | <b>89</b> | <b>13</b> | <b>3</b> | <b>7</b> | <b>344</b> | <b>.280</b> | <b>7</b> | <b>10</b> | <b>4</b> | <b>4</b> | <b>4</b> |

\*At LaSalle

**#6 JOE NASTASI RHP R/R SO. 6-0/217 STATE COLLEGE, PA.**

| Year         | ERA      | W-L      | App      | GS       | CG       | SHO      | SV       | IP       | H        | R        | ER       | BB       | SO       | 2B       | 3B       | HR       | BF       | B/Avg    | WP       | HBP      | BK       | SFA      | SHA      |
|--------------|----------|----------|----------|----------|----------|----------|----------|----------|----------|----------|----------|----------|----------|----------|----------|----------|----------|----------|----------|----------|----------|----------|----------|
| 2021         | -        | -        | -        | -        | -        | -        | -        | -        | -        | -        | -        | -        | -        | -        | -        | -        | -        | -        | -        | -        | -        | -        | -        |
| 2022         | -        | -        | -        | -        | -        | -        | -        | -        | -        | -        | -        | -        | -        | -        | -        | -        | -        | -        | -        | -        | -        | -        | -        |
| <b>TOTAL</b> | <b>-</b> | <b>-</b> | <b>-</b> | <b>-</b> | <b>-</b> | <b>-</b> | <b>-</b> | <b>-</b> | <b>-</b> | <b>-</b> | <b>-</b> | <b>-</b> | <b>-</b> | <b>-</b> | <b>-</b> | <b>-</b> | <b>-</b> | <b>-</b> | <b>-</b> | <b>-</b> | <b>-</b> | <b>-</b> | <b>-</b> |

**#34 RICHIE PALTRIDGE LHP/1B/OF L/L SO. 6-3/194 MONTGOMERY, N.Y.**

| Year         | Avg         | GP-GS      | AB       | R        | H        | 2B       | 3B       | HR       | RBI      | TB       | SLG%        | BB       | HBP      | SO       | GDP      | OB%         | SF       | SH       | SB-ATT     | PO       | A        | E        | FLD%         |
|--------------|-------------|------------|----------|----------|----------|----------|----------|----------|----------|----------|-------------|----------|----------|----------|----------|-------------|----------|----------|------------|----------|----------|----------|--------------|
| 2021         | -           | -          | -        | -        | -        | -        | -        | -        | -        | -        | -           | -        | -        | -        | -        | -           | -        | -        | -          | -        | -        | -        | -            |
| 2022         | .000        | 1-0        | 1        | 0        | 0        | 0        | 0        | 0        | 0        | 0        | .000        | 0        | 0        | 1        | 0        | .000        | 0        | 0        | 0-0        | 1        | 0        | 0        | 1.000        |
| <b>TOTAL</b> | <b>.000</b> | <b>1-0</b> | <b>1</b> | <b>0</b> | <b>0</b> | <b>0</b> | <b>0</b> | <b>0</b> | <b>0</b> | <b>0</b> | <b>.000</b> | <b>0</b> | <b>0</b> | <b>1</b> | <b>0</b> | <b>.000</b> | <b>0</b> | <b>0</b> | <b>0-0</b> | <b>1</b> | <b>0</b> | <b>0</b> | <b>1.000</b> |

| Year         | ERA      | W-L      | APP      | GS       | CG       | SHO      | SV       | IP       | H        | R        | ER       | BB       | SO       | 2B       | 3B       | HR       | BF       | BAA      | WP       | HBP      | BK       | SFA      | SHA      |
|--------------|----------|----------|----------|----------|----------|----------|----------|----------|----------|----------|----------|----------|----------|----------|----------|----------|----------|----------|----------|----------|----------|----------|----------|
| 2021         | -        | -        | -        | -        | -        | -        | -        | -        | -        | -        | -        | -        | -        | -        | -        | -        | -        | -        | -        | -        | -        | -        | -        |
| 2022         | -        | -        | -        | -        | -        | -        | -        | -        | -        | -        | -        | -        | -        | -        | -        | -        | -        | -        | -        | -        | -        | -        | -        |
| <b>TOTAL</b> | <b>-</b> | <b>-</b> | <b>-</b> | <b>-</b> | <b>-</b> | <b>-</b> | <b>-</b> | <b>-</b> | <b>-</b> | <b>-</b> | <b>-</b> | <b>-</b> | <b>-</b> | <b>-</b> | <b>-</b> | <b>-</b> | <b>-</b> | <b>-</b> | <b>-</b> | <b>-</b> | <b>-</b> | <b>-</b> | <b>-</b> |

**#31 RYAN PARTRIDGE LHP R/L JR. 6-3/215 WEXFORD, PA.**

| Year         | ERA         | W-L        | App       | GS       | CG       | SHO        | SV       | IP          | H         | R         | ER       | BB        | SO        | 2B       | 3B       | HR       | BF        | B/Avg       | WP       | HBP      | BK       | SFA      | SHA      |
|--------------|-------------|------------|-----------|----------|----------|------------|----------|-------------|-----------|-----------|----------|-----------|-----------|----------|----------|----------|-----------|-------------|----------|----------|----------|----------|----------|
| 2020         | 0.00        | 0-0        | 2         | 0        | 0        | 0/0        | 0        | 2.0         | 1         | 0         | 0        | 0         | 2         | 0        | 0        | 0        | 6         | .167        | 0        | 0        | 0        | 0        | 0        |
| 2021         | 0.00        | 0-0        | 5         | 0        | 0        | 0/0        | 0        | 2.2         | 4         | 2         | 0        | 3         | 4         | 1        | 0        | 0        | 16        | .333        | 0        | 0        | 0        | 1        | 0        |
| 2022         | 7.15        | 0-0        | 11        | 0        | 0        | 0/0        | 0        | 11.1        | 12        | 9         | 9        | 7         | 10        | 2        | 1        | 0        | 54        | .279        | 1        | 2        | 0        | 2        | 0        |
| <b>TOTAL</b> | <b>5.06</b> | <b>0-0</b> | <b>18</b> | <b>0</b> | <b>0</b> | <b>0/0</b> | <b>0</b> | <b>16.0</b> | <b>17</b> | <b>11</b> | <b>9</b> | <b>10</b> | <b>16</b> | <b>3</b> | <b>1</b> | <b>0</b> | <b>76</b> | <b>.279</b> | <b>1</b> | <b>2</b> | <b>0</b> | <b>3</b> | <b>0</b> |

**#22 JOHNNY PIACENTINO OF R/R JR. 5-11/185 CHERRY HILL, N.J.**

| Year         | Avg         | GP-GS        | AB         | R         | H         | 2B        | 3B       | HR        | RBI       | TB         | SLG%        | BB        | HBP      | SO        | GDP      | OB%         | SF       | SH       | SB-ATT     | PO         | A        | E        | FLD%        |
|--------------|-------------|--------------|------------|-----------|-----------|-----------|----------|-----------|-----------|------------|-------------|-----------|----------|-----------|----------|-------------|----------|----------|------------|------------|----------|----------|-------------|
| 2020         | .400        | 13-10        | 35         | 11        | 14        | 4         | 0        | 2         | 11        | 24         | .686        | 10        | 0        | 4         | 0        | .511        | 2        | 0        | 4-4        | 27         | 0        | 0        | 1.000       |
| 2021         | .284        | 42-42        | 162        | 30        | 46        | 15        | 0        | 8         | 32        | 85         | .525        | 17        | 0        | 40        | 4        | .350        | 1        | 1        | 0-2        | 83         | 0        | 3        | .965        |
| 2022         | .255        | 14-14        | 51         | 6         | 13        | 1         | 2        | 1         | 10        | 21         | .412        | 6         | 0        | 18        | 1        | .322        | 2        | 1        | 0-0        | 19         | 0        | 0        | 1.000       |
| <b>TOTAL</b> | <b>.294</b> | <b>69-66</b> | <b>248</b> | <b>47</b> | <b>73</b> | <b>20</b> | <b>2</b> | <b>11</b> | <b>53</b> | <b>130</b> | <b>.524</b> | <b>33</b> | <b>0</b> | <b>62</b> | <b>5</b> | <b>.371</b> | <b>5</b> | <b>2</b> | <b>4-6</b> | <b>129</b> | <b>0</b> | <b>3</b> | <b>.977</b> |

**#7 C.J. PITTARO IF L/R SO. 6-1/195 HAMILTON, N.J.**

| Year         | Avg         | GP-GS        | AB        | R         | H         | 2B       | 3B       | HR       | RBI       | TB        | SLG%        | BB       | HBP      | SO        | GDP      | OB%         | SF       | SH       | SB-ATT     | PO        | A         | E        | FLD%        |
|--------------|-------------|--------------|-----------|-----------|-----------|----------|----------|----------|-----------|-----------|-------------|----------|----------|-----------|----------|-------------|----------|----------|------------|-----------|-----------|----------|-------------|
| 2021*        | .333        | 5-0          | 3         | 0         | 1         | 0        | 0        | 0        | 3         | 1         | .333        | 0        | 0        | 0         | 0        | .333        | 0        | 0        | 0-0        | 0         | 1         | 0        | 1.000       |
| 2022         | .250        | 18-13        | 48        | 11        | 12        | 2        | 0        | 0        | 8         | 14        | .292        | 5        | 0        | 15        | 0        | .321        | 0        | 0        | 0-0        | 10        | 17        | 2        | .931        |
| <b>TOTAL</b> | <b>.255</b> | <b>23-13</b> | <b>51</b> | <b>11</b> | <b>13</b> | <b>2</b> | <b>0</b> | <b>0</b> | <b>11</b> | <b>15</b> | <b>.294</b> | <b>5</b> | <b>0</b> | <b>15</b> | <b>0</b> | <b>.321</b> | <b>0</b> | <b>0</b> | <b>0-0</b> | <b>10</b> | <b>18</b> | <b>2</b> | <b>.933</b> |

\*At Vanderbilt

**CAREER STATS**

**#25 CHASE RENNER RHP R/R FR. 6-4/190 ALBURTIS, PA.**

| Year         | ERA         | W-L        | APP      | GS       | CG       | SHO        | SV       | IP         | H        | R        | ER       | BB       | SO        | 2B       | 3B       | HR       | BF        | BAA         | WP       | HBP      | BK       | SFA      | SHA      |
|--------------|-------------|------------|----------|----------|----------|------------|----------|------------|----------|----------|----------|----------|-----------|----------|----------|----------|-----------|-------------|----------|----------|----------|----------|----------|
| 2022         | 5.00        | 1-1        | 6        | 1        | 0        | 0/0        | 1        | 9.0        | 7        | 5        | 5        | 7        | 10        | 3        | 0        | 0        | 41        | .226        | 3        | 1        | 0        | 0        | 2        |
| <b>TOTAL</b> | <b>5.00</b> | <b>1-1</b> | <b>6</b> | <b>1</b> | <b>0</b> | <b>0/0</b> | <b>1</b> | <b>9.0</b> | <b>7</b> | <b>5</b> | <b>5</b> | <b>7</b> | <b>10</b> | <b>3</b> | <b>0</b> | <b>0</b> | <b>41</b> | <b>.226</b> | <b>3</b> | <b>1</b> | <b>0</b> | <b>0</b> | <b>2</b> |

**#11 CHAD ROGERS RHP R/R SO. 6-5/220 MENTOR, OHIO**

| Year         | ERA          | W-L        | App      | GS       | CG       | SHO        | SV       | IP          | H         | R         | ER        | BB        | SO       | 2B       | 3B       | HR       | BF        | B/Avg       | WP       | HBP      | BK       | SFA      | SHA      |
|--------------|--------------|------------|----------|----------|----------|------------|----------|-------------|-----------|-----------|-----------|-----------|----------|----------|----------|----------|-----------|-------------|----------|----------|----------|----------|----------|
| 2021         | 13.50        | 1-0        | 3        | 0        | 0        | 0/0        | 0        | 4.0         | 8         | 6         | 6         | 7         | 1        | 2        | 0        | 0        | 25        | .471        | 0        | 0        | 1        | 1        | 0        |
| 2022         | 13.50        | 0-0        | 5        | 0        | 0        | 0/0        | 0        | 6.2         | 14        | 10        | 10        | 7         | 4        | 1        | 1        | 0        | 41        | .452        | 2        | 1        | 0        | 2        | 0        |
| <b>TOTAL</b> | <b>13.50</b> | <b>1-0</b> | <b>8</b> | <b>0</b> | <b>0</b> | <b>0/0</b> | <b>0</b> | <b>10.2</b> | <b>22</b> | <b>16</b> | <b>16</b> | <b>14</b> | <b>5</b> | <b>3</b> | <b>1</b> | <b>0</b> | <b>66</b> | <b>.458</b> | <b>2</b> | <b>1</b> | <b>1</b> | <b>3</b> | <b>0</b> |

**#20 BLAISE SCLAFANI RHP R/R SR. 6-6/200 SOUDERTON, PA.**

| Year         | ERA         | W-L        | App       | GS       | CG       | SHO        | SV       | IP          | H         | R         | ER        | BB        | SO        | 2B       | 3B       | HR       | BF        | B/Avg       | WP       | HBP       | BK       | SFA      | SHA      |
|--------------|-------------|------------|-----------|----------|----------|------------|----------|-------------|-----------|-----------|-----------|-----------|-----------|----------|----------|----------|-----------|-------------|----------|-----------|----------|----------|----------|
| 2019*        | 4.42        | 1-0        | 12        | 0        | 0        | 0/0        | 0        | 18.1        | 12        | 11        | 9         | 19        | 14        | 2        | 0        | 1        | 60        | .200        | 2        | 6         | 0        | 3        | 0        |
| 2020*        | 4.76        | 0-0        | 4         | 0        | 0        | 0/0        | 0        | 5.2         | 5         | 4         | 3         | 2         | 5         | 0        | 0        | 0        | 20        | .250        | 3        | 2         | 0        | 0        | 0        |
| 2021         | 18.00       | 0-0        | 2         | 0        | 0        | 0/0        | 0        | 1.0         | 2         | 2         | 2         | 4         | 1         | 0        | 0        | 0        | 10        | .500        | 2        | 1         | 0        | 1        | 0        |
| 2022         | 0.00        | 0-0        | 4         | 0        | 0        | 0/0        | 0        | 1.1         | 2         | 1         | 0         | 3         | 1         | 0        | 0        | 1        | 9         | .400        | 0        | 1         | 0        | 0        | 0        |
| <b>TOTAL</b> | <b>4.78</b> | <b>1-0</b> | <b>22</b> | <b>0</b> | <b>0</b> | <b>0/0</b> | <b>0</b> | <b>26.1</b> | <b>21</b> | <b>18</b> | <b>14</b> | <b>28</b> | <b>21</b> | <b>2</b> | <b>0</b> | <b>0</b> | <b>99</b> | <b>.368</b> | <b>7</b> | <b>10</b> | <b>0</b> | <b>4</b> | <b>0</b> |

\*At UMass Lowell

**#36 TYLER SHINGLEDECKER LHP R/L SR. 6-3/185 HUNTERVILLE, N.C.**

| Year         | ERA         | W-L        | App       | GS       | CG       | SHO        | SV       | IP          | H         | R         | ER        | BB        | SO         | 2B        | 3B       | HR       | BF         | B/Avg       | WP       | HBP       | BK       | SFA      | SHA      |
|--------------|-------------|------------|-----------|----------|----------|------------|----------|-------------|-----------|-----------|-----------|-----------|------------|-----------|----------|----------|------------|-------------|----------|-----------|----------|----------|----------|
| 2019         | 4.43        | 1-1        | 19        | 2        | 0        | 0/1        | 1        | 40.2        | 31        | 27        | 20        | 27        | 44         | 8         | 1        | 3        | 185        | .207        | 4        | 6         | 0        | 1        | 1        |
| 2020         | 0.64        | 0-0        | 5         | 0        | 0        | 0/0        | 0        | 14.0        | 3         | 1         | 1         | 2         | 20         | 1         | 0        | 0        | 49         | .067        | 1        | 1         | 0        | 0        | 1        |
| 2021         | 6.00        | 2-2        | 16        | 1        | 0        | 0/1        | 1        | 27.0        | 20        | 21        | 18        | 16        | 38         | 3         | 3        | 2        | 123        | .196        | 3        | 4         | 0        | 1        | 0        |
| 2022         | 4.32        | 3-2        | 11        | 0        | 0        | 0/1        | 0        | 16.2        | 19        | 10        | 8         | 3         | 22         | 2         | 0        | 2        | 71         | .284        | 0        | 0         | 0        | 0        | 1        |
| <b>TOTAL</b> | <b>4.30</b> | <b>6-5</b> | <b>51</b> | <b>3</b> | <b>0</b> | <b>0/3</b> | <b>2</b> | <b>98.1</b> | <b>73</b> | <b>59</b> | <b>47</b> | <b>48</b> | <b>124</b> | <b>14</b> | <b>4</b> | <b>7</b> | <b>428</b> | <b>.201</b> | <b>8</b> | <b>11</b> | <b>0</b> | <b>2</b> | <b>3</b> |

**#41 JOSH SPIEGEL C/1B R/R R-JR. 6-3/206 JEANNETTE, PA.**

| Year         | Avg         | GP-GS        | AB         | R         | H         | 2B        | 3B       | HR       | RBI       | TB        | SLG%        | BB        | HBP      | SO        | GDP      | OB%         | SF       | SH       | SB-ATT     | PO         | A         | E         | FLD%        |  |
|--------------|-------------|--------------|------------|-----------|-----------|-----------|----------|----------|-----------|-----------|-------------|-----------|----------|-----------|----------|-------------|----------|----------|------------|------------|-----------|-----------|-------------|--|
| 2019*        |             |              |            |           |           |           |          |          |           |           |             |           |          |           |          |             |          |          |            |            |           |           |             |  |
|              |             |              |            |           |           |           |          |          |           |           |             |           |          |           |          |             |          |          |            |            |           |           |             |  |
| 2020*        | .500        | 3-0          | 4          | 0         | 2         | 0         | 0        | 0        | 1         | 2         | .500        | 0         | 0        | 1         | 0        | .500        | 0        | 0        | 0-0        | 7          | 0         | 0         | 1.000       |  |
| 2021         | .261        | 38-38        | 134        | 19        | 35        | 10        | 1        | 4        | 22        | 59        | .440        | 10        | 2        | 43        | 3        | .320        | 1        | 2        | 1-1        | 134        | 12        | 4         | .973        |  |
| 2022         | .279        | 26-24        | 86         | 12        | 24        | 7         | 1        | 2        | 12        | 39        | .453        | 12        | 0        | 27        | 3        | .360        | 2        | 0        | 0-0        | 162        | 6         | 8         | .955        |  |
| <b>TOTAL</b> | <b>.272</b> | <b>67-62</b> | <b>224</b> | <b>31</b> | <b>61</b> | <b>17</b> | <b>2</b> | <b>6</b> | <b>35</b> | <b>99</b> | <b>.446</b> | <b>22</b> | <b>2</b> | <b>71</b> | <b>6</b> | <b>.339</b> | <b>3</b> | <b>2</b> | <b>1-1</b> | <b>303</b> | <b>18</b> | <b>12</b> | <b>.964</b> |  |

**#30 ANTHONY STEELE LHP/1B/OF L/L FR. 6-4/225 SHELTON, CONN.**

| Year         | ERA          | W-L        | APP      | GS       | CG       | SHO        | SV       | IP         | H        | R         | ER       | BB       | SO       | 2B       | 3B       | HR       | BF        | BAA         | WP       | HBP      | BK       | SFA      | SHA      |
|--------------|--------------|------------|----------|----------|----------|------------|----------|------------|----------|-----------|----------|----------|----------|----------|----------|----------|-----------|-------------|----------|----------|----------|----------|----------|
| 2022         | 18.69        | 0-0        | 6        | 1        | 0        | 0/0        | 0        | 4.1        | 9        | 10        | 9        | 7        | 8        | 0        | 1        | 0        | 34        | .391        | 2        | 4        | 0        | 0        | 0        |
| <b>TOTAL</b> | <b>18.69</b> | <b>0-0</b> | <b>6</b> | <b>1</b> | <b>0</b> | <b>0/0</b> | <b>0</b> | <b>4.1</b> | <b>9</b> | <b>10</b> | <b>9</b> | <b>7</b> | <b>8</b> | <b>0</b> | <b>1</b> | <b>0</b> | <b>34</b> | <b>.391</b> | <b>2</b> | <b>4</b> | <b>0</b> | <b>0</b> | <b>0</b> |

| Year         | Avg         | GP-GS        | AB        | R        | H         | 2B       | 3B       | HR       | RBI      | TB        | SLG%        | BB       | HBP      | SO        | GDP      | OB%         | SF       | SH       | SB-ATT     | PO        | A        | E        | FLD%        |
|--------------|-------------|--------------|-----------|----------|-----------|----------|----------|----------|----------|-----------|-------------|----------|----------|-----------|----------|-------------|----------|----------|------------|-----------|----------|----------|-------------|
| 2022         | .255        | 17-14        | 51        | 4        | 13        | 0        | 1        | 1        | 4        | 18        | .353        | 4        | 1        | 16        | 0        | .321        | 0        | 0        | 1-1        | 20        | 0        | 2        | .909        |
| <b>TOTAL</b> | <b>.255</b> | <b>17-14</b> | <b>51</b> | <b>4</b> | <b>13</b> | <b>0</b> | <b>1</b> | <b>1</b> | <b>4</b> | <b>18</b> | <b>.353</b> | <b>4</b> | <b>1</b> | <b>16</b> | <b>0</b> | <b>.321</b> | <b>0</b> | <b>0</b> | <b>1-1</b> | <b>20</b> | <b>0</b> | <b>2</b> | <b>.909</b> |

CAREER STATS

**#9 CONNOR THRONEBERRY RHP/IF R/R FR. 6-6/230 ST. LOUIS, MO.**

| Year         | ERA         | W-L        | APP      | GS       | CG       | SHO      | SV       | IP       | H        | R        | ER          | BB       | SO       | 2B       | 3B       | HR          | BF       | BAA      | WP         | HBP      | BK       | SFA      | SHA          |
|--------------|-------------|------------|----------|----------|----------|----------|----------|----------|----------|----------|-------------|----------|----------|----------|----------|-------------|----------|----------|------------|----------|----------|----------|--------------|
| 2022         | -           | -          | -        | -        | -        | -        | -        | -        | -        | -        | -           | -        | -        | -        | -        | -           | -        | -        | -          | -        | -        | -        | -            |
| <b>TOTAL</b> | -           | -          | -        | -        | -        | -        | -        | -        | -        | -        | -           | -        | -        | -        | -        | -           | -        | -        | -          | -        | -        | -        | -            |
| Year         | Avg         | GP-GS      | AB       | R        | H        | 2B       | 3B       | HR       | RBI      | TB       | SLG%        | BB       | HBP      | SO       | GDP      | OB%         | SF       | SH       | SB-ATT     | PO       | A        | E        | FLD%         |
| 2022         | .333        | 3-0        | 3        | 1        | 1        | 0        | 0        | 0        | 0        | 1        | .333        | 0        | 0        | 2        | 0        | .333        | 0        | 0        | 0-0        | 3        | 0        | 0        | 1.000        |
| <b>TOTAL</b> | <b>.333</b> | <b>3-0</b> | <b>3</b> | <b>1</b> | <b>1</b> | <b>0</b> | <b>0</b> | <b>0</b> | <b>0</b> | <b>1</b> | <b>.333</b> | <b>0</b> | <b>0</b> | <b>2</b> | <b>0</b> | <b>.333</b> | <b>0</b> | <b>0</b> | <b>0-0</b> | <b>3</b> | <b>0</b> | <b>0</b> | <b>1.000</b> |

**#12 KELLAN TULIO LHP L/L JR. 6-2/215 EMMAUS, PA.**

| Year         | ERA         | W-L        | App       | GS       | CG       | SHO        | SV       | IP          | H         | R         | ER        | BB        | SO        | 2B       | 3B       | HR       | BF         | B/Avg       | WP       | HBP      | BK       | SFA      | SHA      |
|--------------|-------------|------------|-----------|----------|----------|------------|----------|-------------|-----------|-----------|-----------|-----------|-----------|----------|----------|----------|------------|-------------|----------|----------|----------|----------|----------|
| 2020*        | 6.75        | 0-0        | 4         | 0        | 0        | 0/0        | 0        | 2.2         | 4         | 2         | 2         | 2         | 2         | 0        | 0        | 0        | 13         | .364        | 0        | 0        | 1        | 0        | 0        |
| 2021*        | 15.43       | 0-0        | 4         | 0        | 0        | 0/0        | 0        | 2.1         | 3         | 4         | 4         | 3         | 1         | 0        | 0        | 0        | 14         | .300        | 1        | 1        | 0        | 0        | 0        |
| 2022         | 4.58        | 1-1        | 7         | 6        | 0        | 0/0        | 1        | 17.2        | 12        | 9         | 9         | 9         | 17        | 3        | 0        | 0        | 74         | .194        | 1        | 2        | 0        | 0        | 1        |
| <b>TOTAL</b> | <b>5.96</b> | <b>1-1</b> | <b>15</b> | <b>6</b> | <b>0</b> | <b>0/0</b> | <b>1</b> | <b>22.2</b> | <b>19</b> | <b>15</b> | <b>15</b> | <b>14</b> | <b>20</b> | <b>3</b> | <b>0</b> | <b>0</b> | <b>101</b> | <b>.229</b> | <b>2</b> | <b>3</b> | <b>0</b> | <b>0</b> | <b>1</b> |

\*At Louisville

**#14 MATT WOOD C L/R JR. 5-10/190 GIBSONIA, PA.**

| Year         | Avg         | GP-GS        | AB         | R         | H         | 2B        | 3B       | HR       | RBI       | TB         | SLG%        | BB        | HBP      | SO        | GDP      | OB%         | SF       | SH       | SB-ATT     | PO         | A         | E         | FLD%        |
|--------------|-------------|--------------|------------|-----------|-----------|-----------|----------|----------|-----------|------------|-------------|-----------|----------|-----------|----------|-------------|----------|----------|------------|------------|-----------|-----------|-------------|
| 2020         | .314        | 14-13        | 51         | 4         | 16        | 1         | 0        | 0        | 5         | 17         | .333        | 7         | 1        | 12        | 2        | .407        | 0        | 0        | 1-1        | 78         | 4         | 2         | .976        |
| 2021         | .295        | 39-39        | 139        | 22        | 41        | 10        | 1        | 4        | 21        | 65         | .468        | 19        | 3        | 25        | 3        | .384        | 3        | 1        | 1-5        | 218        | 14        | 4         | .983        |
| 2022         | .409        | 25-25        | 88         | 21        | 36        | 5         | 2        | 4        | 23        | 57         | .648        | 14        | 2        | 8         | 3        | .486        | 3        | 1        | 2-3        | 175        | 13        | 6         | .969        |
| <b>TOTAL</b> | <b>.335</b> | <b>78-77</b> | <b>278</b> | <b>47</b> | <b>93</b> | <b>16</b> | <b>3</b> | <b>8</b> | <b>49</b> | <b>139</b> | <b>.500</b> | <b>40</b> | <b>6</b> | <b>45</b> | <b>8</b> | <b>.421</b> | <b>6</b> | <b>1</b> | <b>4-9</b> | <b>471</b> | <b>31</b> | <b>12</b> | <b>.977</b> |

HEAD COACH ROB COOPER



**16**

**ROB COOPER**  
**MIAMI (FLA.), 1994**  
**OVERALL: 444-461 (17TH YR)**  
**PSU: 158-231 (9TH YR)**

---

**Head Coach**

The 2022 baseball season is Rob Cooper's ninth as head coach of the Nittany Lion baseball program. Cooper was selected as the 14th head baseball coach in Penn State history on August 9, 2013. Not shy about stating his ultimate goal of returning Penn State to Omaha in June, the Lions have made significant strides under his leadership.

Under his tutelage, 11 players have been drafted and 12 total have signed with MLB teams in the last four seasons with a full draft. However, his strong belief in the first part of the term "student-athlete" is perhaps the top reason he has proven to be an excellent fit at Penn State. Even with state-of-the-art facilities, the chance to take on elite competition and a program history that includes five trips to the College World Series, Cooper cites the value of a Penn State degree as one of the top reasons to play baseball at Penn State.

The Nittany Lions finished the 2021 season with an 18-24 record, playing against exclusively Big Ten opponents. The wins included a 3-2 victory over No. 18 Michigan on March 26 and a series sweep over Michigan State in which Penn State out-scored the Spartans, 39-13. The Nittany Lions also won two series against Rutgers. Penn State scored 10 or more runs in six games, Penn State's most against Big Ten opponents since 2008 (8) and the most in a season since 2016.

Penn State led the Big Ten in doubles (93) and doubles per game (2.21), ranking 10th in the country in doubles per game. The Nittany Lions sat third in the conference in batting average (.269). Penn State hit 34 home runs, its most since 2012, and had five players with four or more homers.

Sophomore Matt Wood collected Second Team All-Big Ten honors, batting .295 with four homers and 21 RBI. Wood became the fifth All-Big Ten selection under Cooper. Senior Gavin Homer led the Nittany Lions with a .310 batting average, a .429 on-base percentage and tied with Johnny Piacentino for the team-lead in runs (30). Junior Justin Williams hit .302 and paced Penn State with 48 hits. Piacentino led the squad with eight homers and 32 RBI to go with a team-best .525 slugging percentage.

Senior Kyle Virbitsky paced the Penn State rotation with a 4.17 ERA, five wins, 77.2 innings pitched and 88 strikeouts. Virbitsky ranked seventh in the Big Ten in strikeouts and third in strikeout-to-walk ratio (4.40). His 88 strikeouts are tied for the 10th-most in a season at Penn State. Senior Conor Larkin earned three wins and 69 strikeouts in 63.2 innings and fellow senior Bailey Dees was responsible for four wins and 53 strikeouts in 66 innings.

The Nittany Lions continued their success in the classroom with a program-record 19 players earning Academic All-Big Ten accolades.

Penn State had four players drafted from the 2021 squad. Larkin was selected in the ninth round (272nd overall) by the Toronto Blue Jays. Williams was a 17th round selection (508th overall) by the Houston Astros and Kyle Virbitsky followed, being selected 518th overall by the Oakland A's. Bailey Dees was drafted in the 18th round (543rd overall) by the New York Yankees. All three members of the starting rotation were drafted, making Penn State one of only four schools to accomplish that in 2021.

It marked the third time in program history that Penn State had four or more players selected in a single year and the second time that Penn State had three pitchers selected in a draft. The Nittany Lions have had eight pitchers drafted since 2016. The four selections were double of any other Pennsylvania school and three of the draftees are Pennsylvania natives.

Penn State was off to a 10-5 start in 2020 before the COVID-19 pandemic canceled the remainder of the season. Penn State was among the conference leaders offensively, ranking second in on-base percentage (.394), slugging (.422), triples (7), doubles (30), third in batting average (.289) and walks (77), and fourth in scoring (6.7 runs/game) and runs (100). On the mound, Penn State ranked sixth in the NCAA with a 1.01 WHIP and also eighth with a 2.16 team ERA. The Nittany Lions also ranked 15th with 6.33 hits allowed per nine innings and 18th with a 3.63 strikeout-to-walk ratio.

Penn State baseball's trip to Cuba prior to the 2016 season is perhaps the best example of Cooper's commitment to the first part of the "student-athlete" term. The Nittany Lions attended academic lectures and toured Havana, becoming the first NCAA Division I team to compete against a Cuban National Series team, the first U.S. team at any level to defeat a Cuban National Series team, the first U.S. baseball team to play in Cuba since restoration of diplomatic ties with Cuba, the second NCAA team to play in Cuba since restoration of diplomatic ties (Coastal Carolina men's basketball, August 2015) and the fifth NCAA Division I baseball team to compete in post-revolutionary Cuba. The harmony between academics and athletics was on full display, as multiple Penn State professors and a group of journalism students also joined the travel party.

The rare, once-in-a-lifetime experience helped bring a young Penn State team together, and the Lions went on to earn their first winning record (overall and in conference) since 2012. The starting lineup included at least three freshmen in all but six games and five to six freshmen in 19 games, and took on nine eventual NCAA tournament teams, including a three-game series at home against College World Series participant TCU. The Lions' 28 wins were a 10-win improvement over the previous season, and its 12 Big Ten wins doubled the 2015 total. Haley and Anderson were the first drafted out of Penn State since 2012, and Anderson and senior outfielder Greg Guers became the program's first All-Big Ten picks also since 2012. Pitcher Justin Hagenman became Penn State's first Louisville Slugger Freshman All-American since 1997.

Shortly after Cooper accepted the PSU head coaching position in 2014, the California native traveled to Taichung, Taiwan to serve as the head coach of USA Baseball's 18U National Team at the IBAF U18 World Cup. Cooper steered Team USA to an 8-1 record in World Cup play, including seven consecutive victories to win the gold medal.

Not long after the triumph in Taiwan, Cooper received one of the highest honors bestowed in the profession, as he was announced as the Rod Dedeaux USA Baseball Coach of the Year. With the honor, Cooper became just the 16th individual in the award's history to receive the accolade, joining the likes of Scott Brosius, Davey Johnson and Tommy Lasorda.

Cooper was also a member of the coaching staff for the 2007 and 2009 USA College National teams. The 2007 team earned a silver medal at the Pan Am Games in Rio de Janeiro, Brazil. Fourteen of the 20 players on the 2007 team reached the Major Leagues, including 2013 All-Star Pedro Alvarez. Fourteen of the 22 members of the 2009 team also reached the Major Leagues, including three-time All-Star Gerrit Cole.

Cooper brought an accomplished resume to Penn State that included three NCAA Tournament appearances as a head coach at Wright State and five more at various stops as an assistant coach, including two trips to the College World Series with Miami (Florida). Cooper was twice named the Horizon League Coach of the Year and guided Wright State to three league tournament championships and two regular-season championships after the team suffered six losing seasons in the seven years before his arrival.

Cooper began his coaching career at national power Miami, spending two seasons (1994-95) as a student/graduate assistant on the Hurricanes' staff. While at Miami, Cooper helped the Hurricanes to College World Series berths in 1994 and 1995. Cooper spent the 1996 season as an assistant and team academic coordinator at Wake Forest, then moved on to Tulane for the next two seasons, serving as the Green Wave's hitting coach. In 1997, the Green Wave won the Conference USA regular-season crown, and in 1998, they advanced to the NCAA Tournament. Cooper left Tulane following the 1998 season and returned to Sacramento City College, where he starred in the early 1990's before lettering at Miami in 1993.

Along with his college coaching experience, Cooper also was an associate scout for the Los Angeles Dodgers from 1990-92 and has been selected to four coaching stints with USA Baseball in 2000, 2007, 2009 and 2013.

Cooper earned his bachelor's degree in psychology from Miami in 1994 and a master's in sports sciences/administration from Miami in 1996. He is married to his wife, Maureen, and has two sons, Jake and Tyson, who are both current members of the Penn State baseball team.

OVERALL STATS

The Automated ScoreBook  
 Overall Statistics for Penn State (as of Apr 06, 2022)  
 (All games Sorted by Batting avg)

Record: 11-15 Home: 5-4 Away: 1-6 Neutral: 5-5 Conference: 2-4

| Player                | avg  | gp-gs | ab  | r   | h   | 2b | 3b | hr | rbi | tb  | slg% | bb  | hp | so  | gdp | ob%  | sf | sh | sb-att | po  | a   | e  | fld%  |
|-----------------------|------|-------|-----|-----|-----|----|----|----|-----|-----|------|-----|----|-----|-----|------|----|----|--------|-----|-----|----|-------|
| 14 Wood, Matt         | .409 | 25-25 | 88  | 21  | 36  | 5  | 2  | 4  | 23  | 57  | .648 | 14  | 2  | 8   | 3   | .486 | 3  | 1  | 2-3    | 175 | 13  | 6  | .969  |
| 1 Harry, Jay          | .308 | 26-26 | 104 | 15  | 32  | 3  | 0  | 3  | 14  | 44  | .423 | 6   | 2  | 13  | 0   | .357 | 0  | 0  | 2-4    | 26  | 75  | 4  | .962  |
| 2 Hannon, Kyle        | .288 | 17-17 | 59  | 7   | 17  | 5  | 1  | 0  | 8   | 24  | .407 | 6   | 2  | 12  | 3   | .373 | 0  | 0  | 2-2    | 22  | 37  | 7  | .894  |
| 41 Spiegel, Josh      | .279 | 26-24 | 86  | 12  | 24  | 7  | 1  | 2  | 12  | 39  | .453 | 12  | 0  | 27  | 3   | .360 | 2  | 0  | 0-0    | 162 | 6   | 8  | .955  |
| 3 Bartels, Cole       | .275 | 26-26 | 102 | 13  | 28  | 4  | 0  | 1  | 7   | 35  | .343 | 9   | 2  | 11  | 0   | .345 | 0  | 0  | 2-3    | 109 | 4   | 0  | 1.000 |
| 30 Steele, Anthony    | .255 | 16-14 | 51  | 4   | 13  | 0  | 1  | 1  | 4   | 18  | .353 | 4   | 1  | 16  | 0   | .321 | 0  | 0  | 1-1    | 20  | 0   | 2  | .909  |
| 22 Piacentino, Johnny | .255 | 14-14 | 51  | 6   | 13  | 1  | 2  | 1  | 10  | 21  | .412 | 6   | 0  | 18  | 1   | .322 | 2  | 1  | 0-0    | 19  | 0   | 0  | 1.000 |
| 7 Pittaro, C.J.       | .250 | 18-13 | 48  | 11  | 12  | 2  | 0  | 0  | 8   | 14  | .292 | 5   | 0  | 15  | 0   | .321 | 0  | 0  | 1-1    | 10  | 17  | 2  | .931  |
| 35 Gerlott, Billy     | .226 | 26-26 | 93  | 10  | 21  | 6  | 1  | 0  | 10  | 29  | .312 | 9   | 3  | 29  | 1   | .311 | 1  | 0  | 1-3    | 29  | 0   | 0  | 1.000 |
| 40 Kailher, Ben       | .225 | 17-12 | 40  | 4   | 9   | 0  | 0  | 0  | 1   | 9   | .225 | 9   | 1  | 10  | 0   | .380 | 0  | 0  | 1-3    | 13  | 32  | 3  | .938  |
| 13 Kelley, Tayven     | .184 | 24-23 | 87  | 7   | 16  | 1  | 0  | 0  | 9   | 17  | .195 | 3   | 1  | 30  | 3   | .220 | 0  | 0  | 1-2    | 52  | 1   | 3  | .946  |
| 9 Throneberry, Connor | .333 | 3-0   | 3   | 1   | 1   | 0  | 0  | 0  | 0   | 1   | .333 | 0   | 0  | 2   | 0   | .333 | 0  | 0  | 0-0    | 3   | 0   | 0  | 1.000 |
| 19 Cease, Derek       | .143 | 15-5  | 21  | 5   | 3   | 1  | 0  | 0  | 0   | 4   | .190 | 2   | 0  | 6   | 1   | .217 | 0  | 0  | 1-1    | 13  | 20  | 0  | 1.000 |
| 4 Cooper, Tyson       | .133 | 8-5   | 15  | 0   | 2   | 0  | 0  | 0  | 0   | 2   | .133 | 3   | 0  | 2   | 0   | .278 | 0  | 2  | 0-2    | 28  | 6   | 0  | 1.000 |
| 23 Cooper, Jake       | .000 | 8-4   | 14  | 0   | 0   | 0  | 0  | 0  | 0   | 0   | .000 | 0   | 0  | 6   | 0   | .000 | 0  | 1  | 0-0    | 1   | 10  | 1  | .917  |
| 15 Franks, Brendan    | .000 | 7-0   | 4   | 0   | 0   | 0  | 0  | 0  | 0   | 0   | .000 | 1   | 0  | 1   | 1   | .200 | 0  | 0  | 0-0    | 0   | 0   | 0  | .000  |
| 46 Burke, Noah        | .000 | 5-0   | 4   | 0   | 0   | 0  | 0  | 0  | 0   | 0   | .000 | 1   | 1  | 3   | 0   | .333 | 0  | 0  | 0-0    | 0   | 0   | 0  | .000  |
| 34 Paltridge, Richie  | .000 | 1-0   | 1   | 0   | 0   | 0  | 0  | 0  | 0   | 0   | .000 | 0   | 0  | 1   | 0   | .000 | 0  | 0  | 0-0    | 1   | 0   | 0  | 1.000 |
| Totals                | .261 | 26    | 871 | 116 | 227 | 35 | 8  | 12 | 106 | 314 | .361 | 90  | 15 | 210 | 16  | .337 | 8  | 5  | 14-25  | 690 | 243 | 39 | .960  |
| Opponents             | .266 | 26    | 898 | 184 | 239 | 32 | 12 | 14 | 160 | 337 | .375 | 133 | 29 | 256 | 16  | .375 | 10 | 15 | 23-28  | 681 | 245 | 25 | .974  |

LOB - Team (192), Opp (211). DPs turned - Team (19), Opp (17). IBB - Team (1), Wood, M. 1, Opp (1). Picked off - Kelley, T. 1, Hannon, K. 1, Cease, D. 1, Pittaro, CJ 1.

(All games Sorted by Earned run avg)

| Player                  | era   | w-l   | app | gs | cg | sho | sv | ip    | h   | r   | er  | bb  | so  | 2b | 3b | hr | b/avg | wp | hp | bks | sfa | sha |
|-------------------------|-------|-------|-----|----|----|-----|----|-------|-----|-----|-----|-----|-----|----|----|----|-------|----|----|-----|-----|-----|
| 27 Molsky, Tommy        | 5.79  | 0-4   | 8   | 7  | 0  | 0/0 | 0  | 28.0  | 30  | 30  | 18  | 13  | 29  | 6  | 0  | 3  | .259  | 6  | 7  | 0   | 2   | 1   |
| 33 Luensmann, Travis    | 5.87  | 1-2   | 7   | 6  | 0  | 0/0 | 0  | 30.2  | 35  | 25  | 20  | 19  | 39  | 1  | 3  | 3  | .282  | 2  | 1  | 0   | 2   | 2   |
| 49 DeMell, Ben          | 0.00  | 0-0   | 1   | 0  | 0  | 0/0 | 0  | 1.2   | 1   | 0   | 0   | 3   | 2   | 0  | 0  | 0  | .167  | 0  | 1  | 0   | 0   | 0   |
| 20 Sclafani, Blaise     | 0.00  | 0-0   | 4   | 0  | 0  | 0/0 | 0  | 1.1   | 2   | 1   | 0   | 3   | 1   | 0  | 0  | 1  | .400  | 0  | 1  | 0   | 0   | 0   |
| 19 Cease, Derek         | 0.00  | 0-0   | 1   | 0  | 0  | 0/0 | 0  | 1.0   | 1   | 1   | 0   | 3   | 1   | 0  | 0  | 0  | .250  | 0  | 0  | 0   | 0   | 0   |
| 21 Miller, Steven       | 2.55  | 1-1   | 8   | 0  | 0  | 0/0 | 1  | 17.2  | 15  | 6   | 5   | 7   | 19  | 3  | 1  | 0  | .231  | 1  | 1  | 0   | 1   | 0   |
| 24 Henline, Jaden       | 3.28  | 0-1   | 9   | 1  | 0  | 0/1 | 3  | 24.2  | 21  | 14  | 9   | 9   | 29  | 2  | 1  | 2  | .233  | 3  | 0  | 0   | 0   | 1   |
| 36 Shingledecker, Tyler | 4.32  | 3-2   | 11  | 0  | 0  | 0/1 | 0  | 16.2  | 19  | 10  | 8   | 3   | 22  | 2  | 0  | 2  | .284  | 0  | 0  | 0   | 0   | 1   |
| 12 Tulio, Kellan        | 4.58  | 1-1   | 7   | 6  | 0  | 0/0 | 1  | 17.2  | 12  | 9   | 9   | 9   | 17  | 3  | 0  | 0  | .194  | 1  | 2  | 0   | 0   | 1   |
| 37 Morales, Jordan      | 4.58  | 2-0   | 13  | 0  | 0  | 0/0 | 0  | 17.2  | 17  | 13  | 9   | 7   | 26  | 2  | 1  | 2  | .243  | 2  | 1  | 1   | 0   | 2   |
| 25 Renner, Chase        | 5.00  | 1-1   | 6   | 1  | 0  | 0/0 | 1  | 9.0   | 7   | 5   | 5   | 7   | 10  | 3  | 0  | 0  | .226  | 3  | 1  | 0   | 0   | 2   |
| 29 Kohls, Carson        | 5.11  | 1-0   | 8   | 0  | 0  | 0/0 | 0  | 12.1  | 11  | 8   | 7   | 7   | 12  | 0  | 2  | 0  | .244  | 1  | 2  | 0   | 0   | 1   |
| 18 Mellott, Mason       | 5.79  | 1-3   | 10  | 4  | 0  | 0/1 | 1  | 18.2  | 19  | 14  | 12  | 10  | 17  | 3  | 1  | 1  | .268  | 1  | 2  | 0   | 1   | 3   |
| 31 Partridge, Ryan      | 7.15  | 0-0   | 11  | 0  | 0  | 0/0 | 0  | 11.1  | 12  | 9   | 9   | 7   | 10  | 2  | 1  | 0  | .279  | 1  | 2  | 0   | 2   | 0   |
| 17 Gregory, Seneca      | 10.80 | 0-0   | 6   | 0  | 0  | 0/0 | 0  | 6.2   | 10  | 9   | 8   | 4   | 7   | 2  | 0  | 0  | .345  | 1  | 2  | 0   | 0   | 1   |
| 11 Rogers, Chad         | 13.50 | 0-0   | 5   | 0  | 0  | 0/0 | 0  | 6.2   | 14  | 10  | 10  | 7   | 4   | 1  | 1  | 0  | .452  | 2  | 1  | 0   | 2   | 0   |
| 10 Folds, Tanner        | 14.73 | 0-0   | 6   | 0  | 0  | 0/0 | 0  | 3.2   | 2   | 7   | 6   | 6   | 3   | 1  | 0  | 0  | .154  | 1  | 1  | 0   | 0   | 0   |
| 30 Steele, Anthony      | 18.69 | 0-0   | 6   | 1  | 0  | 0/0 | 0  | 4.1   | 9   | 10  | 9   | 7   | 8   | 0  | 1  | 0  | .391  | 2  | 4  | 0   | 0   | 0   |
| 8 DeMarco, Patrick      | 81.00 | 0-0   | 1   | 0  | 0  | 0/0 | 0  | 0.1   | 2   | 3   | 3   | 2   | 0   | 1  | 0  | 0  | .667  | 1  | 0  | 0   | 0   | 0   |
| Totals                  | 5.75  | 11-15 | 26  | 26 | 0  | 1/1 | 7  | 230.0 | 239 | 184 | 147 | 133 | 256 | 32 | 12 | 14 | .266  | 28 | 29 | 1   | 10  | 15  |
| Opponents               | 4.08  | 15-11 | 26  | 26 | 0  | 1/1 | 7  | 227.0 | 227 | 116 | 103 | 90  | 210 | 35 | 8  | 12 | .261  | 17 | 15 | 6   | 8   | 5   |

PB - Team (6), Wood, M. 3, Spiegel, J. 2, Cooper, T. 1, Opp (4). Pickoffs - Team (2), Mellott, M. 1, Miller, S. 1, Opp (3). SBA/ATT - Wood, M. (18-22), Spiegel, J. (5-5), Luensmann, T (4-4), Steele, A. (3-3), Henline, J. (1-3), Molsky, T. (3-3), Kohls, C. (2-3), Tulio, K. (2-2), Rogers, C. (2-2), Renner, C. (1-2), Folds, T. (2-2), Cooper, T. (0-1), Miller, S. (1-1),



CONFERENCE STATS

The Automated ScoreBook  
 Conference statistics for Penn State (as of Apr 03, 2022)  
 (Conference games only Sorted by Batting avg)

Record: 2-4 Home: 1-2 Away: 1-2 Conference: 2-4

| Player                | avg  | gp-gs | ab  | r  | h  | 2b | 3b | hr | rbi | tb  | slg% | bb | hp | so | gdp | ob%   | sf | sh | sb-att | po  | a  | e | fld%  |  |
|-----------------------|------|-------|-----|----|----|----|----|----|-----|-----|------|----|----|----|-----|-------|----|----|--------|-----|----|---|-------|--|
| 14 Wood, Matt         | .545 | 6-6   | 22  | 2  | 12 | 1  | 1  | 0  | 7   | 15  | .682 | 1  | 0  | 1  | 0   | .500  | 3  | 0  | 1-1    | 47  | 6  | 0 | 1.000 |  |
| 7 Pittaro, C.J.       | .375 | 5-4   | 16  | 5  | 6  | 1  | 0  | 0  | 3   | 7   | .438 | 1  | 0  | 4  | 0   | .412  | 0  | 0  | 0-0    | 3   | 5  | 0 | 1.000 |  |
| 1 Harry, Jay          | .333 | 6-6   | 24  | 4  | 8  | 1  | 0  | 2  | 4   | 15  | .625 | 1  | 0  | 4  | 0   | .360  | 0  | 0  | 0-1    | 7   | 19 | 0 | 1.000 |  |
| 40 Kailher, Ben       | .250 | 6-6   | 20  | 1  | 5  | 0  | 0  | 0  | 1   | 5   | .250 | 4  | 0  | 6  | 0   | .375  | 0  | 0  | 1-2    | 8   | 16 | 2 | .923  |  |
| 3 Bartels, Cole       | .240 | 6-6   | 25  | 4  | 6  | 2  | 0  | 1  | 1   | 11  | .440 | 0  | 0  | 2  | 0   | .240  | 0  | 0  | 0-0    | 39  | 2  | 0 | 1.000 |  |
| 22 Piacentino, Johnny | .227 | 6-6   | 22  | 4  | 5  | 0  | 2  | 1  | 6   | 12  | .545 | 3  | 0  | 10 | 0   | .308  | 1  | 0  | 0-0    | 11  | 0  | 0 | 1.000 |  |
| 30 Steele, Anthony    | .222 | 3-2   | 9   | 0  | 2  | 0  | 0  | 0  | 0   | 2   | .222 | 0  | 0  | 4  | 0   | .222  | 0  | 0  | 0-0    | 0   | 0  | 0 | .000  |  |
| 13 Kelley, Tayven     | .188 | 5-4   | 16  | 2  | 3  | 1  | 0  | 0  | 2   | 4   | .250 | 1  | 0  | 7  | 0   | .235  | 0  | 0  | 1-1    | 8   | 0  | 1 | .889  |  |
| 41 Spiegel, Josh      | .158 | 6-5   | 19  | 2  | 3  | 0  | 1  | 1  | 4   | 8   | .421 | 2  | 0  | 6  | 0   | .227  | 1  | 0  | 0-0    | 21  | 0  | 0 | 1.000 |  |
| 35 Gerlott, Billy     | .091 | 6-6   | 22  | 4  | 2  | 1  | 1  | 0  | 1   | 5   | .227 | 2  | 0  | 7  | 0   | .160  | 1  | 0  | 0-0    | 6   | 0  | 0 | 1.000 |  |
| -----                 |      |       |     |    |    |    |    |    |     |     |      |    |    |    |     |       |    |    |        |     |    |   |       |  |
| 19 Cease, Derek       | .000 | 5-2   | 6   | 2  | 0  | 0  | 0  | 0  | 0   | 0   | .000 | 1  | 0  | 3  | 1   | .143  | 0  | 0  | 0-0    | 5   | 8  | 0 | 1.000 |  |
| 4 Cooper, Tyson       | .000 | 2-1   | 2   | 0  | 0  | 0  | 0  | 0  | 0   | 0   | .000 | 2  | 0  | 0  | 0   | .500  | 0  | 0  | 0-0    | 1   | 2  | 0 | 1.000 |  |
| 23 Cooper, Jake       | .000 | 1-0   | 1   | 0  | 0  | 0  | 0  | 0  | 0   | 0   | .000 | 0  | 0  | 0  | 0   | .000  | 0  | 0  | 0-0    | 0   | 0  | 0 | .000  |  |
| 15 Franks, Brendan    | .000 | 2-0   | 1   | 0  | 0  | 0  | 0  | 0  | 0   | 0   | .000 | 0  | 0  | 0  | 1   | .000  | 0  | 0  | 0-0    | 0   | 0  | 0 | .000  |  |
| 46 Burke, Noah        | .000 | 1-0   | 0   | 0  | 0  | 0  | 0  | 0  | 0   | 0   | .000 | 1  | 0  | 0  | 0   | 1.000 | 0  | 0  | 0-0    | 0   | 0  | 0 | .000  |  |
| Totals                | .254 | 6     | 205 | 30 | 52 | 7  | 5  | 5  | 29  | 84  | .410 | 19 | 0  | 54 | 2   | .309  | 6  | 0  | 3-5    | 159 | 62 | 4 | .982  |  |
| Opponents             | .335 | 6     | 215 | 51 | 72 | 12 | 1  | 6  | 46  | 104 | .484 | 33 | 8  | 55 | 3   | .436  | 3  | 4  | 5-9    | 162 | 55 | 6 | .973  |  |

LOB - Team (38), Opp (53). DPs turned - Team (4), Opp (2). IBB - Team (0), Opp (1).

(Conference games only Sorted by Earned run avg)

| Player                  | era   | w-l | app | gs | cg | sho | sv | ip   | h  | r  | er | bb | so | 2b | 3b | hr | b/avg | wp | hp | bk | sfa | sha |  |  |
|-------------------------|-------|-----|-----|----|----|-----|----|------|----|----|----|----|----|----|----|----|-------|----|----|----|-----|-----|--|--|
| 21 Miller, Steven       | 1.50  | 1-0 | 2   | 0  | 0  | 0/0 | 0  | 6.0  | 5  | 1  | 1  | 4  | 5  | 2  | 0  | 0  | .250  | 1  | 0  | 0  | 1   | 0   |  |  |
| 24 Henline, Jaden       | 3.00  | 0-0 | 2   | 1  | 0  | 0/0 | 0  | 9.0  | 6  | 4  | 3  | 6  | 8  | 1  | 0  | 1  | .214  | 1  | 0  | 0  | 0   | 1   |  |  |
| 33 Luensmann, Travis    | 4.26  | 1-0 | 2   | 1  | 0  | 0/0 | 0  | 6.1  | 6  | 3  | 3  | 6  | 7  | 0  | 0  | 0  | .250  | 1  | 0  | 0  | 1   | 0   |  |  |
| 27 Molsky, Tommy        | 11.37 | 0-1 | 2   | 2  | 0  | 0/0 | 0  | 6.1  | 10 | 9  | 8  | 3  | 5  | 2  | 0  | 1  | .370  | 4  | 3  | 0  | 1   | 0   |  |  |
| -----                   |       |     |     |    |    |     |    |      |    |    |    |    |    |    |    |    |       |    |    |    |     |     |  |  |
| 20 Sclafani, Blaise     | 0.00  | 0-0 | 1   | 0  | 0  | 0/0 | 0  | 0.1  | 0  | 0  | 0  | 0  | 1  | 0  | 0  | 0  | .000  | 0  | 0  | 0  | 0   | 0   |  |  |
| 29 Kohls, Carson        | 3.38  | 0-0 | 1   | 0  | 0  | 0/0 | 0  | 2.2  | 1  | 1  | 1  | 1  | 1  | 0  | 0  | 0  | .111  | 0  | 1  | 0  | 0   | 0   |  |  |
| 37 Morales, Jordan      | 7.20  | 0-0 | 4   | 0  | 0  | 0/0 | 0  | 5.0  | 7  | 5  | 4  | 2  | 6  | 1  | 0  | 2  | .318  | 2  | 0  | 1  | 0   | 1   |  |  |
| 31 Partridge, Ryan      | 7.71  | 0-0 | 3   | 0  | 0  | 0/0 | 0  | 2.1  | 3  | 2  | 2  | 0  | 3  | 1  | 0  | 0  | .300  | 0  | 0  | 0  | 0   | 0   |  |  |
| 12 Tulio, Kellan        | 8.10  | 0-0 | 2   | 1  | 0  | 0/0 | 1  | 3.1  | 3  | 3  | 3  | 2  | 4  | 1  | 0  | 0  | .250  | 0  | 1  | 0  | 0   | 0   |  |  |
| 18 Mellott, Mason       | 9.00  | 0-1 | 3   | 0  | 0  | 0/0 | 0  | 4.0  | 7  | 4  | 4  | 3  | 4  | 0  | 0  | 1  | .389  | 1  | 0  | 0  | 0   | 1   |  |  |
| 25 Renner, Chase        | 9.00  | 0-1 | 2   | 1  | 0  | 0/0 | 0  | 3.0  | 6  | 3  | 3  | 0  | 1  | 2  | 0  | 0  | .462  | 1  | 1  | 0  | 0   | 1   |  |  |
| 36 Shingledecker, Tyler | 13.50 | 0-1 | 2   | 0  | 0  | 0/0 | 0  | 2.2  | 6  | 4  | 4  | 2  | 7  | 1  | 0  | 1  | .429  | 0  | 0  | 0  | 0   | 0   |  |  |
| 17 Gregory, Seneca      | 36.00 | 0-0 | 1   | 0  | 0  | 0/0 | 0  | 1.0  | 5  | 4  | 4  | 1  | 1  | 0  | 0  | 0  | .714  | 1  | 0  | 0  | 0   | 0   |  |  |
| 30 Steele, Anthony      | 40.50 | 0-0 | 1   | 0  | 0  | 0/0 | 0  | 0.2  | 2  | 3  | 3  | 2  | 1  | 0  | 0  | 0  | .500  | 0  | 2  | 0  | 0   | 0   |  |  |
| 11 Rogers, Chad         | 99.00 | 0-0 | 1   | 0  | 0  | 0/0 | 0  | 0.1  | 5  | 5  | 5  | 1  | 1  | 1  | 1  | 0  | .833  | 2  | 0  | 0  | 0   | 0   |  |  |
| Totals                  | 8.15  | 2-4 | 6   | 6  | 0  | 0/0 | 1  | 53.0 | 72 | 51 | 48 | 33 | 55 | 12 | 1  | 6  | .335  | 14 | 8  | 1  | 3   | 4   |  |  |
| Opponents               | 4.33  | 4-2 | 6   | 6  | 0  | 0/0 | 1  | 54.0 | 52 | 30 | 26 | 19 | 54 | 7  | 5  | 5  | .254  | 4  | 0  | 1  | 6   | 0   |  |  |

PB - Team (0), Opp (2). SBA/ATT - Wood, M. (4-8), Henline, J. (1-3), Luensmann, T (2-2), Spiegel, J. (1-1), Molsky, T. (1-1), Miller, S. (1-1), Renner, C. (0-1), Gregory, S. (0-1).

RADIO/TV ROSTER



1 Jay Harry  
IF, So.



2 Kyle Hannon  
IF/OF, So.



3 Cole Bartels  
OF/IF, Gr.



4 Tyson Cooper  
C/IF, R-So.



5 Carson Ertter  
OF, Jr.



6 Joe Nastasi  
RHP, So.



7 C.J. Pittaro  
IF, So.



8 Patrick DeMarco  
RHP, Fr.



9 Connor Throneberry  
IF/RHP, Fr.



10 Tanner Folds  
LHP, Fr.



11 Chad Rogers  
RHP, So.



12 Kellan Tulio  
LHP, Jr.



13 Tayven Kelley  
OF, Jr.



14 Matt Wood  
C, Jr.



15 Brenden Franks  
IF/RHP, Jr.



17 Seneca Gregory  
RHP, Fr.



18 Mason Mellott  
RHP, Gr.



19 Derek Cease  
IF/RHP, Fr.



20 Blaise Sclafani  
RHP, Fr.



21 Steven Miller  
RHP, Sr.



22 Johnny Piacentino  
OF, Jr.



23 Jake Cooper  
IF, Fr.



24 Jaden Henline  
RHP, So.



25 Chase Renner  
RHP, Fr.



27 Tommy Molsky  
RHP, Fr.



28 Hutch Gagnon  
LHP, Sr.



29 Carson Kohls  
RHP, So.



30 Anthony Steele  
LHP/1B/OF, Fr.



31 Ryan Partridge  
LHP, Jr.



33 Travis Luensmann  
RHP, So.



34 Richie Paltridge  
OF/IF, Gr.



35 Billy Gerlott  
OF/IF, So.



36 Tyler Shingledecker  
LHP, Sr.



37 Jordan Morales  
LHP, Jr.



40 Ben Kailher  
IF, Jr.



41 Josh Spiegel  
C/1B, R-Jr.



44 Devin Fletcher  
RHP, Fr.



46 Noah Burke  
OF, Fr.



49 Ben DeMell  
RHP/IF, Fr.