



2022 PENN STATE BASEBALL

PENN STATE VS. OHIO STATE | MAY 13-15, 2022 | COLUMBUS, OHIO

2022 SCHEDULE

Date Opponent Time/Result

FEBRUARY

18	vs. Monmouth (Cary, N.C.)	L, 1-10
19	vs. LIU (DH) (Cary, N.C.)	W, 14-3/L, 8-11
20	vs. Northeastern (Cary, N.C.)	L, 1-8
25	vs. Maine (Cary, N.C.)	W, 4-3
26	vs. Maine (DH) (Cary, N.C.)	L, 3-5/W, 9-3

MARCH

4	at #5 Virginia (ACCNX)	L, 1-10
5	at #5 Virginia (ACCNX)	L, 4-10
6	at #5 Virginia (ACCNX)	L, 1-13
8	at VMI (ESPN+)	L, 4-11
11	vs. UMass (Cary, N.C.)	W, 10-6
12	vs. UMass (Cary, N.C.)	L, 4-11
13	vs. UMass (Cary, N.C.)	W, 1-0
15-16	NIAGARA (B1G+)	Canceled
18	MILWAUKEE (B1G+)	W, 6-4
19	MILWAUKEE (B1G+)	W, 4-3
20	MILWAUKEE (B1G+)	L, 0-12
22	YOUNGSTOWN STATE (B1G+)	L, 1-2
25	RUTGERS* (B1G+)	L, 4-6
25	RUTGERS* (B1G+)	W, 8-6
26	RUTGERS* (B1G+)	L, 6-20
29	PITT (B1G+)	PPD
30	ST. BONAVENTURE (B1G+)	W, 3-2 (10)

APRIL

1	at #23 Maryland* (B1G+)	L, 4-8
2	at #23 Maryland* (B1G+)	W, 6-4 (10)
3	at #23 Maryland* (B1G+)	L, 2-7
6	BUCKNELL (B1G+)	W, 7-6
9	at Northwestern* (B1G+)	L, 4-5
9	at Northwestern* (B1G+)	W, 4-1
10	at Northwestern* (B1G+)	L, 2-5 (10)
12	WEST VIRGINIA (B1G+)	L, 4-8
14	PURDUE* (B1G+)	W, 12-7
15	PURDUE* (B1G+)	L, 5-11
16	PURDUE* (B1G+)	W, 7-5
20	MOUNT ST. MARY'S (B1G+)	W, 11-6
22	at Minnesota* (B1G+)	L, 3-7
23	at Minnesota* (B1G+)	W, 5-1
24	at Minnesota* (B1G+)	W, 6-5
26	BUCKNELL (B1G+)	L, 7-8
27	at West Virginia (ESPN+)	W, 8-4
29	OMAHA (B1G+)	W, 8-7
30	OMAHA (B1G+)	W, 4-3

MAY

1	OMAHA (B1G+)	Canceled
8	MICHIGAN STATE* (B1G+)	W, 15-3
8	MICHIGAN STATE* (B1G+)	W, 10-4
9	MICHIGAN STATE* (B1G+)	W, 10-9 (11)
10	at Georgetown	L, 0-9
13	at Ohio State* (B1G+)	6:05 p.m.
14	at Ohio State* (B1G+)	3:05 p.m.
15	at Ohio State* (BTN)	1:05 p.m.
17	at Pitt (PNC Park)	6 p.m.
19	ILLINOIS* (B1G+)	6 P.M.
20	ILLINOIS* (B1G+)	6 P.M.
21	ILLINOIS* (B1G+, Senior Day)	1 P.M.
25-29	Big Ten Tournament (Omaha, Neb.)	TBA

STRATEGIC COMMUNICATIONS

Primary Contact.....Paul Marboe
Office Phone.....814-865-1757
Cell Phone814-777-7604
Emailprms5118@psu.edu

PENN STATE NITTANY LIONS

(23-22, 10-8 BIG TEN)



vs.

OHIO STATE BUCKEYES

(17-28, 6-13 BIG TEN)




GOPSUSPORTS.COM | @PENNSTATEBASE | MEDLAR FIELD AT LUBRANO PARK
B1G+/BTN (Kevin Kugler, Danan Hughes) | RADIO: ESPN Radio 103.7/1450 (Brian Tripp)
ONLINE | Links to live video, live audio and live stats available at GoPSUsports.com

LEADING OFF

- Penn State visits Ohio State a key three-game series, beginning on Friday.
- The Nittany Lions have won 10 of their last 13 games, dating back to a win over Purdue on April 16.
- PSU snapped a six-game win streak at Georgetown on Tuesday.
- The Nittany Lions are coming off a three-game sweep over Michigan State.
- Penn State swept Sunday's doubleheader, winning 15-3 and 10-4.
- On Monday, the Nittany Lions walked it off in the 11th on a bases-loaded walk by Johnny Piacentino for a 10-9 win.
- In Monday's win, Jay Harry set a program record with six hits, including a double, and scored three runs. Matt Wood batted .500 in the series with a double, two homers, six runs and seven RBI.
- Harry's six hits are tied for the most in a Division I game this season.
- Wood ranks seventh in the nation in batting average (.414) and 13th in on-base percentage (.505), leading the Big Ten in both categories.
- Wood has reached base in 27-straight games.

PROJECTED STARTERS



Jaden Henline
RHP | So. | 6-2 | 195
New Cumberland, Pa.
14 Appearances/5 Starts
2-2, 4.14 ERA, 50K/13BB



TBA



TBA

LINEUP (MOST STARTS BY POSITION)

No.	Name	Pos.	B/T	Ht./Wt.	Yr.	AVG	HR	RBI
14	Matt Wood	C	L/R	5-10/190	Jr.	.414	8	44
3	Cole Bartels	1B	R/R	6-3/195	Gr.	.269	2	18
19	Derek Cease	2B	R/R	5-8/150	Fr.	.238	0	5
1	Jay Harry	SS	L/R	6-0/195	So.	.339	5	24
2	Kyle Hannon	2B	L/R	5-10/194	So.	.261	1	10
13	Tayven Kelley	Lf	R/R	6-3/200	Jr.	.205	0	17
22	Johnny Piacentino	CF	R/R	5-11/185	Jr.	.275	2	22
35	Billy Gerlott	RF	R/R	6-1/195	So.	.224	4	22
41	Josh Spiegel	DH	R/R	6-3/206	R-Jr.	.309	7	35

No.	Name	Pos.	B/T	Yr.	Ht.	Wt.	Hometown/High School/Last School
1	Jay Harry	IF	L/R	So.	6-0	195	Metuchen, N.J./Metuchen
2	Kyle Hannon	IF/OF	L/R	So.	5-10	194	Harrisburg, Pa. / Red Land
3	Cole Bartels	OF/IF	R/R	Gr.	6-3	195	Belmont, Mass. / Belmont
4	Tyson Cooper	C/IF	S/R	R-So.	5-9	200	State College, Pa. / State College Area
5	Carson Ertter	OF	L/L	Jr.	5-10	175	Ebensburg, Pa. / Bishop Carroll Catholic
6	Joe Nastasi	RHP	R/R	So.	6-0	217	State College, Pa. / State College
7	C.J. Pittaro	IF	L/R	So.	6-1	195	Hamilton, N.J. / Steinert / Vanderbilt
9	Connor Throneberry	IF/RHP	R/R	Fr.	6-6	230	St. Louis, Mo. / Marquette Senior
11	Chad Rogers	RHP	R/R	So.	6-5	220	Mentor, Ohio/Mentor
12	Kellan Tulio	LHP	L/L	Jr.	6-2	215	Emmaus, Pa. / Emmaus / Louisville
13	Tayven Kelley	OF	R/R	Jr.	6-3	200	Boiling Springs, Pa. / Boiling Springs
14	Matt Wood	C	L/R	Jr.	5-10	190	Gibsonia, Pa. / Pine Richland
15	Brenden Franks	IF/RHP	R/R	Jr.	6-3	205	State College, Pa. / State College
17	Seneca Gregory	RHP	R/R	Fr.	6-4	225	Stafford, Va. / Mountain View
18	Mason Mellott	RHP	R/R	Gr.	6-0	205	State College, Pa. / State College Area
19	Derek Cease	RHP/IF	R/R	Fr.	5-8	150	Plymouth, Pa. / Greater Nanticoke Area
20	Blaise Sciafani	RHP	R/R	Sr.	6-6	200	Souderton, Pa. / Souderton / UMass Lowell
21	Steven Miller	RHP	R/R	Sr.	6-1	190	Pittsburgh, Pa. / North Hills
22	Johnny Piacentino	OF	R/R	Jr.	5-11	185	Cherry Hill, N.J. / Bishop Eustace Prep
23	Jake Cooper	IF	R/R	Fr.	5-9	195	State College, Pa. / State College Area
24	Jaden Henline	RHP	L/R	So.	6-2	195	New Cumberland, Pa. / Red Land
25	Chase Renner	RHP	R/R	Fr.	6-4	190	Alburtis, Pa. / Brandywine Heights
27	Tommy Molsky	RHP	R/R	Fr.	6-1	160	Dillsburg, Pa. / Northern York County
28	Hutch Gagnon	LHP	L/L	Sr.	6-3	220	Downingtown, Pa. / Downingtown East
29	Carson Kohls	RHP	R/R	So.	6-0	195	Sacramento, Calif. / El Camino
30	Anthony Steele	1B/LHP/OFL/L	Fr.	6-4	225	Shelton, Conn. / Shelton	
31	Ryan Partridge	LHP	R/L	Jr.	6-3	215	Wexford, Pa. / North Allegheny
33	Travis Luensmann	RHP	R/R	So.	6-6	234	Altoona, Pa. / Bellewood-Antis / South Carolina
34	Richie Paltridge	LHP/1B/OF/L/L	So.	6-3	194	Montgomery, N.Y. / John S. Burke Catholic	
35	Billy Gerlott	OF/IF	R/R	So.	6-1	195	Auburn, Pa. / Blue Mountain
36	Tyler Shingledecker	LHP	R/L	Sr.	6-3	185	Huntersville, N.C. / Hough
37	Jordan Morales	LHP	R/L	Jr.	5-9	175	Souderton, Pa. / Souderton / LaSalle
40	Ben Kailher	IF	R/R	Jr.	5-8	160	Rumford, R.I. / Providence Country Day
41	Josh Spiegel	C/1B	R/R	R-Jr.	6-3	206	Jennette, Pa. / Penn Trafford / Oklahoma State
46	Noah Burke	OF	L/R	Fr.	6-0	192	Pittsburgh, Pa. / Canon McMillan
49	Ben DeMell	RHP/IF	L/R	Fr.	6-5	205	Concord, Ohio / Gilmour Academy

ALPHABETICAL ROSTER

- 3 Cole Bartels
- 46 Noah Burke
- 19 Derek Cease
- 23 Jake Cooper
- 4 Tyson Cooper
- 49 Ben DeMell
- 5 Carson Ertter
- 15 Brenden Franks
- 28 Hutch Gagnon
- 35 Billy Gerlott
- 17 Seneca Gregory
- 2 Kyle Hannon
- 1 Jay Harry
- 24 Jaden Henline
- 40 Ben Kailher
- 29 Carson Kohls
- 33 Travis Luensmann
- 18 Mason Mellott
- 21 Steven Miller
- 27 Tommy Molsky
- 37 Jordan Morales
- 6 Joe Nastasi
- 34 Richie Paltridge
- 31 Ryan Partridge
- 22 Johnny Piacentino
- 7 C.J. Pittaro
- 25 Chase Renner
- 11 Chad Rogers
- 20 Blaise Sciafani
- 36 Tyler Shingledecker
- 41 Josh Spiegel
- 30 Anthony Steele
- 9 Connor Throneberry
- 12 Kellan Tulio
- 14 Matt Wood

PRONUNCIATION GUIDE

19	Derek Cease	See-ce
40	Ben Kailher	Kal-er
33	Travis Luensmann	Lunns-min
18	Mason Mellott	MEL-lot
22	Johnny Piacentino	Pea-ess-en-tee-no
7	C.J. Pittaro	Pi-TAR-o
41	Josh Spiegel	Spee-gol
12	Kellan Tulio	TOO-lee-oh

ROSTER BREAKDOWN BY STATE

California - 2	New York - 1
Connecticut - 1	North Carolina - 1
Georgia - 1	Ohio - 2
Massachusetts - 1	Pennsylvania - 25
Missouri - 1	Rhode Island - 1
New Jersey - 3	Virginia - 1

ROSTER BREAKDOWN BY ELIGIBILITY

- Freshmen - 12
- Sophomores - 11
- Juniors - 10
- Seniors/Graduates - 6

ROSTER BREAKDOWN BY POSITION

- Catchers - 3
- Left-Handed Pitchers - 8
- Infielders - 14
- Right-Handed Pitchers - 17
- Outfielders - 9

PENN STATE QUICK FACTS

GENERAL INFORMATION

Location University Park, Pa.
 Founded 1855
 Enrollment 47,559
 Colors Blue and White
 Conference Big Ten
 Nickname Nittany Lions
 President Eric J. Barron
 Director of Athletics Sandy Barbour

TEAM INFORMATION

2021 Record 18-24
 2021 Big Ten Record/Finish 18-24/9th
 Postseason None
 All-Time Record (Years) 2,102-1,544-21 (133)
 All-Time Big Ten Record (Years) 332-423 (30)
 NCAA Tournament Appearances 19
 NCAA Tournament Record 25-24
 NCAA Super Regional Appearances 1
 College World Series Appearances 5
 (1952, 1957, 1959, 1963, 1973)
 Best CWS Finish Second (1957)
 Last NCAA Tournament Appearance 2000

BASEBALL STAFF

Head Coach Rob Cooper
 PSU Record (Years) 170-238 (8)
 Career Record (Years) 456-468 (16)
 Assistant Coaches Josh Newman
(Pitching)
 Sean Moore (Hitting)
 Volunteer Asst. Coach Dallas Burke
(Hitting/Catchers)
 Dir. of Operations/Player Development...
Jake Stone
 Athletic TrainerRebecca Barta

STADIUM INFORMATION

Home Stadium ... Medlar Field at Lubrano Park
 First Season 2007
 Capacity 5,406
 Press Box Phone (814) 441-9145

MEDIA RELATIONS INFORMATION

Baseball Contact Paul Marboe
 Cell Phone (814) 777-7604
 Email prm5118@psu.edu
 Website GoPSUsports.com
 Twitter @PennStateBASE
 Instagram @PennStateBASE
 Facebook Page facebook.com/
 pennstatebaseball

Wood Leading Big Ten In Batting Average

- Through 44 games played, junior Matt Wood is batting .414 with 12 doubles, three triples, eight homers, 44 RBI and 42 runs.
- He leads the Big Ten in batting average (.414), good for seventh in the country and second among Division I catchers. He also paces the conference in on-base percentage (.505), sitting 13th in the nation.
- In batting average, Wood is 22 points ahead of the second-highest average in the Big Ten.
- Wood also sits second in the Big Ten in hits per game (1.48), slugging percentage (.682) and OPS (1.187), fourth in triples (3) and sixth in hits (65).
- Wood leads the Nittany Lions in batting average, hits, runs, triples, homers, RBI, walks (30), slugging percentage and on-base percentage. He's tied with Ben Kailher for the team lead in steals (5).
- Among Division I catchers, Wood ranks second in batting average and on-base percentage, fourth in OPS, sixth in triples and ninth in slugging percentage.
- The lefty batter has been impressive facing righty (.400) and lefty (.447) pitchers.
- Wood is batting .514 with runners in scoring position.
- In Big Ten play, Wood is hitting .478 with 32 hits in 18 games. He has six doubles, two triples, four homers and 23 RBI. He has an OPS of 1.318.
- Wood paces PSU with 22 multi-hit games and 10 multi-RBI games this season and tallied a 26-game hit streak, which was snapped at Georgetown. The 26-game streak is the second-longest in program history behind only Michael Campo (41, 2000).
- During the 26-game hit streak, Wood had 15 multi-hit performances. He batted .469 (45-of-96) with eight doubles, two triples and four homers. He also drew 16 walks and three hit-by-pitches.

Pennsylvania Influence In Pitching Staff

- In 40 of 45 games this season, Penn State's starting pitcher has been a PA native.
- Sophomore Travis Luensmann (Altoona) has made 10 starts, and 12 appearances, with 64 strikeouts in 54.1 innings. Luensmann struck out eight in six innings against Maine (2/25).
- In Big Ten games, Luensmann has a 2.77 ERA in six appearances (four starts), sitting third in the conference.
- Freshman Tommy Molsky has made 10 starts, and 13 appearances, tallying 39 strikeouts. Molsky tied a career high with six strikeouts against UMass (3/12).
- Graduate student Mason Mellott has made four starts and 17 appearances.
- Mellott, graduating in August 2021 with a bachelor's degree in Kinesiology, is tied third all-time at Penn State with 15 saves and ranks third with 84 appearances, one appearance away from tying David Lutz (2007-10) for second.
- Junior Kellan Tulio has made eight starts and 12 appearances. with 39 strikeouts and a 4.50 ERA. He threw five innings, allowing no earned runs, and struck out a career-high seven at Northwestern (4/9).
- Jaden Henline has struck out 50 batters in 50 innings and sits fourth in the Big Ten in strikeout-to-walk ratio (3.85). He threw a complete game to earn the win against Michigan State (5/8), allowing three runs (two earned) and striking out six. It was PSU's first complete game since Greg Welsh vs. Michigan State on May 17, 2013.
- Senior Pittsburgh native Steven Miller made his first career start at Northwestern (4/9), throwing three shutout innings and striking out three. He has 29 strikeouts.
- Senior Tyler Shingledecker has made 17 appearances and three starts with a team-high five wins. The lefty has held opponents without an earned run in 10 of his 17 outings. He has 44 strikeouts and only 11 walks.
- Junior Souderton native Jordan Morales leads PSU with 22 appearances and has 48 strikeouts and only nine walks. He is 3-0 on the season.
- Carson Kohls has been another effective member out of the bullpen in 13 appearances (one start), including three scoreless outings where he went three or more innings.
- Entering the season, Penn State was challenged with replacing a 2021 rotation that featured three MLB draft selections in Conor Larkin (9th round, Toronto Blue Jays), Kyle Virbitsky (17th round, Oakland A's) and Bailey Dees (18th round, New York Yankees).
- The Nittany Lions were one of only four Division I schools to have all three members of their starting rotation selected. Penn State has eight pitchers who have been drafted since 2016.

Penn State Hitting Stride

- The Nittany Lions won six-straight games between April 27 and May 9 and won 10 of their last 12 games before falling at Georgetown.
- Penn State has won three-straight Big Ten series for the first time since 2012 and is coming off a three-game sweep over Michigan State.
- Over the 12 games, Penn State hit .307 as a team with 131 hits and 94 runs. The Nittany Lions tallied 45 extra-base hits.
- Matt Wood led five batters hitting over .300 during that stretch with a .442 average. Jay Harry (.417), Josh Spiegel (.404), Derek Cease (.360) and Cole Bartels (.302) also hit over .300. Spiegel had 21 hits, Harry had 20 and Wood had 19.
- Over those 12 games, Penn State has a 4.38 team ERA. Mason Mellott is 2-0 with an 0.73 ERA in five appearances.

Nittany Lions Finding Power In Big Ten Play

- In 18 Big Ten games, Penn State has collected 61 extra-base hits, including 31 doubles, 10 triples and 20 homers.
- Matt Wood leads the Nittany Lions with 12 extra-base hits, including six doubles, two triples and four homers, to go with 23 RBI.
- Jay Harry has 11 extra base hits (five doubles, two triples, four homers), while Josh Spiegel has 10 (five doubles, one triple, four homers). Spiegel has 19 RBI, while Harry has scored 17 runs.
- On the season, Wood leads PSU with eight homers to go with 12 doubles, while Spiegel paces PSU with 14 doubles. Spiegel has seven homers and 35 RBI this season, while Jay Harry has five homers. Billy Gerlott has four homers.
- Penn State has already recorded 16 triples this season, leading the Big Ten, and sits just two off the program record, accomplished in 1986, 2007 and 2010.
- Led by Wood, Tayven Kelley and Johnny Piacentino's three triples, six Nittany Lions have multiple triples this season.

THE OPPOSITION

Scouting Ohio State

- Ohio State head coach Greg Beals is in his 12th season coaching the Buckeyes.
- Beals is 342-286-1 in his time leading Ohio State. He has guided Ohio State to three NCAA Regional appearances and two Big Ten Championships.
- Ohio State is 17-28 overall and 6-13 in the Big Ten this season.
- The Buckeyes are batting .278 as a team with three members of the lineup batting above .300.
- Marcus Ernst leads OSU with a .349 average and 60 hits. Brent Todys, the reigning Big Ten Player of the Week, is hitting .321 with four homers, while Zach Dezenzo has team highs with 16 doubles, 13 homers, 44 RBI and 47 runs.
- Isaiah Coupet ranks second in the Big Ten with 84 strikeouts and leads the conference with 14.18 per nine innings, good for fifth in the country.
- Wyatt Loncar is 1-4 with a 4.66 ERA in 12 appearances (nine starts), while Nate Haberthier has a .635 ERA in 11 starts.

Against The Buckeyes

- The Nittany Lions will Ohio State for the 111th time in program history on Friday.
- Ohio State is one of five opponents Penn State has played more than 100 times, joining Bucknell (131-31-1), Michigan (49-51), Pitt (88-46-1) and West Virginia (72-43).
- In last season's series, the Nittany Lions won the series finale, 10-6.
- Tayven Kelley hit a two-run homer, while Matt Wood had three hits and three runs. Mason Mellott closed out the game with four shutout frames.

BY THE NUMBERS

	Penn State	Ohio State
Batting Average	.272	.278
Slugging Percentage	.400	.444
On-Base Percentage	.358	.373
Runs Scored	241	298
Hits	418	431
Doubles	72	84
Triples	17	9
Home Runs	30	52
Stolen Bases-Attempts	32-47	25-42
ERA	5.36	6.62
Strikeouts	426	430
Opponent Batting Average	.273	.272
Fielding Percentage	.960	.952
Errors	69	79

INSIDE THE SERIES

Overall:	Ohio State Leads, 71-39	
Last Meeting:	W, 10-6; April 25, 2021	
Current Streak:	W, 1	
At Home:	20-29	
At Ohio State:	16-40	
Neutral Site:	2-3	
Last Five Meetings:		
4/25/21	A	W, 10-6
4/24/21	A	L, 0-7
4/24/21	A	L, 6-11
5/11/19	A	W, 10-6
5/11/19	A	L, 0-2

STARTING LINEUPS

OPPONENT	C	1B	2B	3B	SS	LF	CF	RF	DH	SP
vs. Monmouth (2/18)	Wood	Spiegel	Hannon	Pittaro	Harry	Bartels	Piacentino	Kelley	Gerlott	Luensmann
vs. LIU (2/19, 1)	Wood	Spiegel	Hannon	Pittaro	Harry	Bartels	Gerlott	Kelley	Piacentino	Tulio
vs. LIU (2/19, 2)	Spiegel	Bartels	Hannon	Pittaro	Harry	Gerlott	Piacentino	Kelley	Wood	Mellott
vs. Northeastern (2/20)	Wood	Spiegel	Hannon	Pittaro	Harry	Bartels	Gerlott	Kelley	Steele	Molsky
vs. Maine (2/25)	Wood	Spiegel	Hannon	Pittaro	Harry	Bartels	Gerlott	Kelley	Steele	Luensmann
vs. Maine (2/26, 1)	Wood	Spiegel	Hannon	J. Cooper	Harry	Bartels	Gerlott	Kelley	Steele	Tulio
vs. Maine (2/26, 2)	Spiegel	Steele	Hannon	J. Cooper	Harry	Bartels	Gerlott	Kelley	Wood	Molsky
at Virginia (3/4)	Wood	Spiegel	Hannon	J. Cooper	Harry	Bartels	Gerlott	Kelley	Steele	Luensmann
at Virginia (3/5)	Wood	Spiegel	Hannon	J. Cooper	Harry	Bartels	Gerlott	Kelley	Steele	Tulio
at Virginia (3/6)	Wood	Spiegel	Cease	Hannon	Harry	Bartels	Gerlott	Kelley	Steele	Molsky
at VMI (3/8)	Spiegel	Steele	Cease	Hannon	Harry	Bartels	Gerlott	Kelley	Wood	Mellott
vs. UMass (3/11)	Wood	Spiegel	Hannon	Pittaro	Harry	Bartels	Piacentino	Gerlott	Steele	Luensmann
vs. UMass (3/12)	Wood	Steele	Hannon	Pittaro	Harry	Bartels	Gerlott	Kelley	Spiegel	Molsky
vs. UMass (3/13)	Wood	Spiegel	Kailher	Hannon	Harry	Bartels	Gerlott	Kelley	T. Cooper	Mellott
Milwaukee (3/18)	Wood	Bartels	Kailher	Hannon	Harry	Kelley	Piacentino	Gerlott	Spiegel	Luensmann
Milwaukee (3/19)	Wood	Bartels	Kailher	Hannon	Harry	Kelley	Piacentino	Gerlott	Spiegel	Molsky
Milwaukee (3/20)	Wood	Spiegel	Kailher	Hannon	Harry	Bartels	Gerlott	Kelley	Steele	Mellott
Youngstown State (3/22)	Spiegel	Bartels	T. Cooper	Kailher	Harry	Kelley	Piacentino	Gerlott	Steele	Tulio
Rutgers (3/25, 1)	Wood	Bartels	Cease	Kailher	Harry	Kelley	Piacentino	Gerlott	Spiegel	Luensmann
Rutgers (3/25, 2)	Spiegel	Bartels	Kailher	Pittaro	Harry	Kelley	Piacentino	Gerlott	Wood	Molsky
Rutgers (3/26)	Wood	Bartels	Kailher	Pittaro	Harry	Kelley	Piacentino	Gerlott	Spiegel	Renner
St. Bonaventure (3/30)	T. Cooper	Bartels	Kailher	Pittaro	Harry	Kelley	Piacentino	Gerlott	Wood	Tulio
at Maryland (4/1)	Wood	Spiegel	Cease	Kailher	Harry	Bartels	Piacentino	Gerlott	Pittaro	Henline
at Maryland (4/2)	Wood	Spiegel	T. Cooper	Kailher	Harry	Bartels	Piacentino	Gerlott	Steele	Tulio
at Maryland (4/3)	Wood	Bartels	Kailher	Pittaro	Harry	Kelley	Piacentino	Gerlott	Steele	Molsky
Bucknell (4/6)	T. Cooper	Spiegel	Cease	Pittaro	Harry	Bartels	Kelley	Gerlott	Wood	Steele
at Northwestern (4/9, 1)	Wood	Bartels	Cease	Pittaro	Harry	Kelley	Piacentino	Gerlott	Spiegel	Henline
at Northwestern (4/9, 2)	Wood	Spiegel	T. Cooper	Pittaro	Harry	Bartels	Piacentino	Gerlott	Steele	Tulio
at Northwestern (4/10)	Wood	Spiegel	T. Cooper	Pittaro	Harry	Bartels	Piacentino	Gerlott	Steele	Miller
West Virginia (4/12)	Spiegel	Steele	Cease	Pittaro	Harry	Bartels	Kelley	Gerlott	Wood	Molsky
Purdue (4/14)	Wood	Spiegel	Cease	Pittaro	Harry	Bartels	Piacentino	Kelley	Steele	Henline
Purdue (4/15)	Wood	Bartels	Cease	Pittaro	Harry	Kelley	Piacentino	Gerlott	Spiegel	Tulio
Purdue (4/16)	Wood	Bartels	T. Cooper	Pittaro	Harry	Kelley	Piacentino	Gerlott	Spiegel	Luensmann
Mount St. Mary's (4/20)	T. Cooper	Spiegel	Kailher	Pittaro	Harry	Bartels	Piacentino	Kelley	Wood	Kohls
at Minnesota (4/22)	Wood	Spiegel	Kailher	Pittaro	Harry	Bartels	Piacentino	Gerlott	Steele	Henline
at Minnesota (4/23)	Wood	Spiegel	Cease	Kailher	Harry	Bartels	Piacentino	Gerlott	Steele	Luensmann
at Minnesota (4/24)	Wood	Spiegel	Cease	Kailher	Harry	Bartels	Piacentino	Kelley	Steele	Miller
Bucknell (4/26)	T. Cooper	Spiegel	Kailher	Hannon	Cease	Bartels	Kelley	Gerlott	Wood	Molsky
at West Virginia (4/27)	Spiegel	Bartels	Kailher	Hannon	Harry	Kelley	Piacentino	Gerlott	Wood	Shingledecker
Omaha (4/29)	Wood	Bartels	Cease	Kailher	Harry	Kelley	Piacentino	Gerlott	Spiegel	Luensmann
Omaha (4/30)	Spiegel	Bartels	Cease	Hannon	Harry	Kelley	Piacentino	Gerlott	Wood	Shingledecker
Michigan State (5/8, 1)	Wood	Bartels	Cease	Hannon	Harry	Kelley	Piacentino	Gerlott	Spiegel	Henline
Michigan State (5/8, 2)	Wood	Bartels	Cease	Hannon	Harry	Kelley	Piacentino	Gerlott	Spiegel	Shingledecker
Michigan State (5/9)	Wood	Bartels	Cease	Hannon	Harry	Kelley	Piacentino	Gerlott	Spiegel	Luensmann
at Georgetown (5/10)	Spiegel	Steele	Kailher	Hannon	Cease	Bartels	Piacentino	Kelley	Wood	Molsky

BATTING ORDER

OPPONENT	1	2	3	4	5	6	7	8	9
vs. Monmouth (2/18)	Bartels	Wood	Piacentino	Spiegel	Harry	Kelley	Hannon	Gerlott	Pittaro
vs. LIU (2/19, 1)	Bartels	Wood	Piacentino	Spiegel	Harry	Kelley	Hanon	Gerlott	Pittaro
vs. LIU (2/19, 2)	Bartels	Wood	Piacentino	Spiegel	Harry	Kelley	Hannon	Gerlott	Pittaro
vs. Northeastern (2/20)	Bartels	Wood	Spiegel	Harry	Kelley	Hannon	Gerlott	Steele	Pittaro
vs. Maine (2/25)	Harry	Bartels	Wood	Spiegel	Hannon	Kelley	Steele	Gerlott	Pittaro
vs. Maine (2/26, 1)	Harry	Wood	Bartels	Spiegel	Steele	Gerlott	Kelley	Hannon	J. Cooper
vs. Maine (2/26, 2)	Harry	Bartels	Wood	Spiegel	Hannon	Kelley	Steele	Gerlott	J. Cooper
at Virginia (3/4)	Harry	Bartels	Wood	Spiegel	Hannon	Gerlott	Kelley	Steele	J. Cooper
at Virginia (3/5)	Harry	Bartels	Wood	Spiegel	Hannon	Gerlott	Kelley	Steele	J. Cooper
at Virginia (3/6)	Harry	Bartels	Wood	Gerlott	Hannon	Kelley	Steele	Spiegel	Cease
at VMI (3/8)	Harry	Bartels	Wood	Gerlott	Hannon	Kelley	Steele	Spiegel	Cease
vs. UMass (3/11)	Hannon	Bartels	Wood	Gerlott	Harry	Piacentino	Steele	Spiegel	Pittaro
vs. UMass (3/12)	Hannon	Bartels	Wood	Gerlott	Harry	Spiegel	Steele	Kelley	Pittaro
vs. UMass (3/13)	Bartels	Wood	Gerlott	Spiegel	Hannon	Harry	Kelley	T. Cooper	Kailher
Milwaukee (3/18)	Harry	Wood	Piacentino	Spiegel	Hannon	Bartels	Gerlott	Kelley	Kailher
Milwaukee (3/19)	Harry	Wood	Piacentino	Bartels	Gerlott	Hannon	Spiegel	Kelley	Kailher
Milwaukee (3/20)	Bartels	Harry	Wood	Steele	Gerlott	Hannon	Spiegel	Kelley	Kailher
Youngstown State (3/22)	Bartels	Piacentino	Spiegel	Steele	Gerlott	Harry	Kelley	T. Cooper	Kailher
Rutgers (3/25, 1)	Gerlott	Piacentino	Wood	Spiegel	Bartels	Harry	Kelley	Kailher	Cease
Rutgers (3/25, 2)	Gerlott	Piacentino	Wood	Spiegel	Bartels	Harry	Kelley	Kailher	Pittaro
Rutgers (3/26)	Gerlott	Piacentino	Wood	Spiegel	Bartels	Harry	Kelley	Kailher	Pittaro
St. Bonaventure (3/30)	Gerlott	Piacentino	Wood	Bartels	Harry	Kelley	Kailher	Pittaro	T. Cooper
at Maryland (4/1)	Gerlott	Piacentino	Wood	Harry	Spiegel	Bartels	Pittaro	Kailher	Cease
at Maryland (4/2)	Bartels	Piacentino	Wood	Spiegel	Harry	Gerlott	Kailher	Steele	T. Cooper
at Maryland (4/3)	Kailher	Piacentino	Wood	Harry	Bartels	Steele	Gerlott	Kelley	Pittaro
Bucknell (4/6)	Bartels	Wood	Harry	Spiegel	Gerlott	Pittaro	Kelley	T. Cooper	Cease
at Northwestern (4/9, 1)	Bartels	Wood	Spiegel	Piacentino	Harry	Gerlott	Pittaro	Kelley	Cease
at Northwestern (4/9, 2)	Bartels	Wood	Piacentino	Spiegel	Harry	Pittaro	Gerlott	Steele	T. Cooper
at Northwestern (4/10)	Harry	Piacentino	Wood	Bartels	Steele	Spiegel	Pittaro	Gerlott	T. Cooper
West Virginia (4/12)	Harry	Wood	Bartels	Spiegel	Pittaro	Steele	Gerlott	Kelley	Cease
Purdue (4/14)	Bartels	Harry	Wood	Piacentino	Pittaro	Steele	Spiegel	Kelley	Cease
Purdue (4/15)	Bartels	Wood	Spiegel	Piacentino	Harry	Pittaro	Kelley	Gerlott	Cease
Purdue (4/16)	Bartels	Wood	Spiegel	Piacentino	Harry	Pittaro	Kelley	Gerlott	T. Cooper
Mount St. Mary's (4/20)	Bartels	Harry	Wood	Spiegel	Piacentino	Pittaro	Kelley	Kailher	T. Cooper
at Minnesota (4/22)	Bartels	Harry	Wood	Spiegel	Steele	Piacentino	Gerlott	Kailher	Pittaro
at Minnesota (4/23)	Bartels	Harry	Wood	Spiegel	Steele	Piacentino	Kailher	Gerlott	Cease
at Minnesota (4/24)	Bartels	Harry	Wood	Spiegel	Steele	Piacentino	Kailher	Kelley	Cease
Bucknell (4/26)	Bartels	Wood	Spiegel	Kailher	Gerlott	Kelley	Hannon	T. Cooper	Cease
at West Virginia (4/27)	Bartels	Harry	Wood	Spiegel	Piacentino	Kailher	Gerlott	Hannon	Kelley
Omaha (4/29)	Bartels	Piacentino	Wood	Spiegel	Harry	Gerlott	Kailher	Kelley	Cease
Omaha (4/30)	Bartels	Harry	Wood	Spiegel	Piacentino	Gerlott	Hannon	Kelley	Cease
Michigan State (5/8, 1)	Bartels	Harry	Wood	Spiegel	Piacentino	Gerlott	Hannon	Kelley	Cease
Michigan State (5/8, 2)	Bartels	Harry	Wood	Spiegel	Piacentino	Gerlott	Hannon	Kelley	Cease
Michigan State (5/9, 2)	Bartels	Harry	Wood	Spiegel	Piacentino	Gerlott	Hannon	Kelley	Cease
at Georgetown (5/10)	Bartels	Wood	Spiegel	Piacentino	Hannon	Kelley	Steele	Kailher	Cease

NATIONAL POLLS

AWARDS/HONORS

DI Baseball (5/9)

Rank	Team	Record	Prev.
1.	Tennessee	42-6	1
2.	Oregon State	38-9	2
3.	Oklahoma State	34-13	3
4.	Arkansas	36-12	4
5.	Virginia Tech	33-10	5
6.	Miami	35-12	6
7.	Louisville	33-13-1	10
8.	Stanford	29-14	11
9.	Texas Tech	32-16	9
10.	Texas A&M	30-16	13
11.	Gonzaga	29-13	12
12.	Virginia	34-12	14
13.	UConn	40-8	15
14.	Southern Miss	36-12	7
15.	Texas State	38-11	17
16.	Notre Dame	28-10	16
17.	LSU	32-15	20
18.	Maryland	38-10	18
19.	UCSB	33-11	25
20.	Auburn	32-16	19
21.	Florida State	28-17	23
22.	Texas	34-17	NR
23.	UCLA	30-17	8
24.	Vanderbilt	31-15	NR
25.	Grand Canyon	33-16	NR

Kyle Hannon

Big Ten Player of the Week (3/9)

Travis Luensmann

Big Ten Player To Watch

Mason Mellott

NCBWA Stopper Of The Year Watch List

Johnny Piacentino

Big Ten Player To Watch

Matt Wood

Buster Posey Award Watch List
Big Ten Player of the Week (3/2)
Big Ten Player To Watch

Baseball America (5/9)

Rank	Team	Record	Prev.
1.	Oregon State	38-9	2
2.	Tennessee	42-6	1
3.	Oklahoma State	34-13	3
4.	Virginia Tech	33-10	4
5.	Arkansas	36-12	5
6.	Miami	35-12	6
7.	Louisville	33-13-1	7
8.	Notre Dame	28-10	8
9.	Stanford	29-14	10
10.	Gonzaga	29-13	11
11.	Virginia	34-12	12
12.	Texas A&M	30-16	14
13.	Florida State	28-17	15
14.	LSU	32-15	20
15.	Texas Tech	32-16	17
16.	Texas State	38-11	18
17.	Southern Miss	36-12	13
18.	UConn	40-8	NR
19.	Maryland	38-10	20
20.	TCU	28-18	16
21.	Auburn	32-16	23
22.	UCLA	30-17	9
23.	UCSB	33-11	25
24.	Oklahoma	29-17	NR
25.	Vanderbilt	31-15	NR

NCBWA (5/9)

Rank	Team	Record	Prev.
1.	Oregon State	38-9	2
2.	Tennessee	42-6	1
3.	Oklahoma State	34-13	3
4.	Arkansas	36-12	4
5.	Virginia Tech	33-10	5
6.	Miami	35-12	7
7.	Louisville	33-13-1	14
8.	Texas Tech	31-16	9
9.	Stanford	29-14	12
10.	UConn	40-8	10
11.	Gonzaga	29-13	11
12.	Southern Miss	36-12	5
13.	Virginia	34-12	13
14.	Maryland	37-10	15
15.	Notre Dame	28-10	16
16.	Texas A&M	30-16	21
17.	Texas State	38-11	20
18.	LSU	32-15	19
19.	Texas	34-17	18
20.	UCLA	30-17	8
21.	UCSB	33-11	25
22.	Auburn	32-16	22
23.	Florida State	28-17	23
24.	Vanderbilt	31-15	26
25.	Georgia	32-16	22
26.	Grand Canyon	33-16	NR
27.	TCU	28-18	28
28.	Rutgers	37-11	29
29.	Oregon	28-19	24
30.	Arizona	33-17	27
30.	Dallas Baptist	30-17	NR

PAGE 8 | PENN STATE AT OHIO STATE
MULTI-HIT/RBI GAMES/STREAKS

Multiple Hit Games	2	3	4	5+	Total
14 Wood, Matt	16	6	-	-	22
41 Spiegel, Josh	19	-	1	-	20
1 Harry, Jay	13	3	-	1	17
3 Bartels, Cole	9	2	-	-	11
22 Piacentino, Johnny	5	3	-	-	8
2 Hannon, Kyle	6	1	-	-	7
35 Gerlott, Billy	5	2	-	-	7
13 Kelley, Tayven	5	1	-	-	6
19 Cease, Derek	4	-	-	-	4
30 Steele, Anthony	2	1	-	-	3
7 Pittaro, C.J.	3	-	-	-	3
40 Kailher, Ben	2	-	-	-	2
4 Cooper, Tyson	1	-	-	-	1
TEAM	90	19	1	1	111

Hitting Streaks	Longest	Current
14 Wood, Matt	26	26
3 Bartels, Cole	16	1
1 Harry, Jay	14	6
41 Spiegel, Josh	7	3
7 Pittaro, C.J.	7	-
35 Gerlott, Billy	7	2
30 Steele, Anthony	6	1
2 Hannon, Kyle	6	1
19 Cease, Derek	5	-
13 Kelley, Tayven	4	3
22 Piacentino, Johnny	4	3
40 Kailher, Ben	3	-
4 Cooper, Tyson	2	-
9 Throneberry, Conno	1	1

Multiple RBI Games	2	3	4	5+	Total
14 Wood, Matt	6	2	1	1	10
41 Spiegel, Josh	5	3	1	-	9
22 Piacentino, Johnny	4	1	1	-	6
1 Harry, Jay	3	2	-	-	5
13 Kelley, Tayven	4	1	-	-	5
3 Bartels, Cole	3	-	1	-	4
35 Gerlott, Billy	2	2	-	-	4
7 Pittaro, C.J.	1	2	-	-	3
2 Hannon, Kyle	2	-	-	-	2
30 Steele, Anthony	-	1	-	-	1
TEAM	30	14	4	1	49

Reached Base Streaks	Longest	Current
14 Wood, Matt	26	26
35 Gerlott, Billy	18	9
3 Bartels, Cole	17	8
1 Harry, Jay	14	6
41 Spiegel, Josh	11	3
19 Cease, Derek	8	7
22 Piacentino, Johnny	7	3
2 Hannon, Kyle	7	1
7 Pittaro, C.J.	7	3
30 Steele, Anthony	7	1
40 Kailher, Ben	6	-
13 Kelley, Tayven	5	3
4 Cooper, Tyson	5	-
46 Burke, Noah	1	1
9 Throneberry, Conno	1	1
15 Franks, Brendan	1	-

BIG TEN STANDINGS
(Through 5/11)

	Big Ten		Overall	
	W-L	Pct.	W-L	Pct.
Rutgers	16-5	.762	37-12	.755
Maryland	13-5	.722	38-10	.792
Iowa	12-6	.667	28-16	.636
Illinois	12-6	.667	26-19	.578
Michigan	10-8	.556	25-21	.543
Penn State	10-8	.556	23-22	.511
Indiana	8-10	.444	22-26	.458
Purdue	7-9	.438	27-16	.628
Northwestern	7-11	.388	21-23	.477
Nebraska	7-11	.388	19-27	.413
Michigan State	6-12	.333	22-25	.468
Ohio State	6-13	.316	17-28	.378
Minnesota	4-14	.222	14-31	.311



This Week Around the BIG

May 13-15

Illinois:
vs. Nebraska*

Indiana:
vs. Minnesota*

Iowa:
at Michigan State*

Maryland:
vs. Michigan*

Michigan:
at Maryland*

Michigan State:
vs. Iowa*

Minnesota:
at Indiana*

Nebraska:
at Illinois*

Northwestern:
vs. Purdue*

Ohio State:
vs. Penn State*

Penn State:
at Ohio State*

Purdue:
at Northwestern*

Rutgers:
vs. Bowling Green

NITTANY LIONS IN PROS

Level	Years at PSU	2022 Team	Organization
TRIPLE-A			
Jim Haley, 3B	2014-16	Durham	Tampa Bay Rays
Eric Mock, P	2016-19	Columbus	Cleveland Guardians
DOUBLE-A			
Dante Biasi, P	2017-18	NW Arkansas	Kansas City Royals
Justin Hagenman, P	2016-18	Tulsa	Los Angeles Dodgers
HIGH-A			
SINGLE-A			
Conor Larkin, P	2018-21	Dunedin	Toronto Blue Jays
Kyle Virbitsky, P	2018-21	Stockton	Oakland A's
Unassigned			
Bailey Dees, P	2018-21	N/A	New York Yankees
Justin Williams, 3B	2019-21	N/A	Houston Astros

*As of 4/8/22

THE LAST TIME...

A Penn State Team

Won 10 or more consecutive games.....April 14-30, 2000

Scored 10 or more runs in a game.....10, vs. Michigan State; May 9, 2022

Scored 20 or more runs in a game27, Michigan State; May 1, 2021

Had a 10+ run inning.....10 (1st), Michigan State; May 1, 2021

Did not strikeout.....vs. Niagara; March 18, 2016

Turned a triple play.....8th inning, Michigan State; May 16, 2014

Shut out an opponent.....vs. UMass (1-0); March 13, 2022

Shut out consecutive opponents.....vs. Monmouth (1-0); February 15, 2019/vs. Monmouth (7-0), February 16, 2019

Was shut out at home.....Milwaukee (12-0); March 20, 2022

Was shut out on the road.....at Georgetown (9-0); May 10, 2022

Was shut out in consecutive games..... at Delaware (5-0); March 18, 2017/Delaware (8-0); March 19, 2017

Swept a three-game series at home Michigan State; May 8-9, 2022

Swept a three-game series on the road.....at Northwestern; April 15-17, 2016

Swept a three-game conference series at home..... Michigan State; May 8-9, 2022

Swept a three-game conference series on the road.....at Northwestern; April 15-17, 2016

Beat a ranked opponent.....at #23 Maryland (6-4, 10 inn); April 2, 2022

Beat a ranked opponent on the road.....at #23 Maryland (6-4, 10 inn); April 2, 2022

Beat a Top-5 ranked opponent.....at #1 North Carolina (3-2); March 3, 2007

Won a series against a ranked opponent.....at #16 Michigan (four games); April 12-13, 2007

Won a series against a ranked opponent on the road.....at #16 Michigan (four games); April 12-13, 2007

Played an extra-inning game.....Michigan State (W, 10-9, 11); May 9, 2022

Played a 12+ inning gameIowa (W, 5-4, 12); May 20, 2016

Played a 15+ inning game Illinois (L, 4-2, 15); April 25, 2015

A Penn State Player

Hit two home runs in a game.....Jay Harry (2), vs. Rutgers; March 25, 2022

Hit three home runs in a game.....Johnny Piacentino (3), vs. Northwestern; March 7, 2021

Led off game with a home run.....Gavin Homer, at Rutgers; April 4, 2021

Hit a grand slam.....Justin Williams, Rutgers, May 17, 2021

Hit back-to-back homers.....Jay Harry/Matt Wood (5th), Michigan State; May 8, 2022

Hit a walk-off home run.....Curtis Robison, Wagner; February 23, 2020

Hit a pinch-hit home run.....Billy Gerlott, at Minnesota; April 24, 2022

Hit an inside-the-park home run.....Kris Kremer, Pittsburgh; April 10, 2019

Had five or more RBI in a game.....Matt Wood (5), Michigan State; May 8, 2022

Had seven or more RBI in a game.....Aaron Novak (8), at Charleston Southern; March 8, 2015

Had four hits in a game.....Jay Harry (6), Michigan State; May 9, 2022

Had five hits in a game.....Jay Harry (6), Michigan State; May 9, 2022

Had six hits in a game.....Jay Harry (6), Michigan State; May 9, 2022

Had two hits in an inning.....Cole Bartels, Purdue (3rd); April 14, 2022

Stole three or more bases.....Greg Guers, Bucknell; April 19, 2016

Had a 10-game hit streak.....Matt Wood (26); March 25-May 9, 2022

Had a 20-game hit streak.....Matt Wood (26); March 25-May 9, 2022

Had 10 or more strikeouts.....Kyle Virbitsky (12), vs. Minnesota; May 29, 2021

Pitched a complete game.....Jaden Henline, Michigan State; May 8, 2022

Pitched a nine-inning complete game.....Jaden Henline, Michigan State; May 8, 2022

Pitched a combined nine-inning shutout.....Mason Mellott/Tyler Shingledecker/Jaden Henline, vs. UMass; March 13, 2022

Pitched an individual nine-inning shutout.....Greg Welsh, Michigan State; May 17, 2013

Pitched a no-hitter.....Steven Hill, at Iowa; April 21, 2012

*Active Streak

HITTING CAREER HIGHS



#3 COLE BARTELS

Career Bests

Hits	3	2x, last vs. Mount St. Mary's	4/20/22
Runs	3	vs. Michigan State	5/8/22
Doubles	2	vs. Mount St. Mary's	4/20/22
Triples	1	vs. Rutgers	5/17/21
Home Runs	1	3x, last vs. West Virginia	4/10/22
RBI	4	vs. Mount St. Mary's	4/20/22
Walks	2	7x, last vs. Michigan State	5/8/22
Stolen Bases	2	vs. Michigan State	5/2/21



#46 NOAH BURKE

Career Bests

Hits	n/a		
Runs	n/a		
Doubles	n/a		
Triples	n/a		
Home Runs	n/a		
RBI	n/a		
Walks	1	vs. Rutgers	3/26/22
Stolen Bases	n/a		



#19 DEREK CEASE

Career Bests

Hits	2	4x, last vs. Michigan State	5/8/22
Runs	2	3x, last vs. Omaha	4/30/22
Doubles	1	2x, last vs. Michigan State	5/8/22
Triples	n/a		
Home Runs	n/a		
RBI	1	5x, last vs. Michigan State	5/8/22
Walks	2	vs. Omaha	4/29/22
Stolen Bases	1	3x, last vs. Michigan State	5/8/22



#23 JAKE COOPER

Career Bests


Hits	n/a		
Runs	n/a		
Doubles	n/a		
Triples	n/a		
Home Runs	n/a		
RBI	n/a		
Walks	n/a		
Stolen Bases	n/a		



#4 TYSON COOPER

Career Bests

Hits	2	vs. Bucknell	4/6/22
Runs	2	vs. Mount St. Mary's	4/20/22
Doubles	1	vs. Michigan State	5/2/21
Triples	n/a		
Home Runs	n/a		
RBI	1	2x, last vs. Michigan State	5/2/21
Walks	3	vs. Michigan	3/27/21
Stolen Bases	1	at Rutgers	4/4/21



#5 CARSON ERTTER

Career Bests

Hits	n/a		
Runs	n/a		
Doubles	n/a		
Triples	n/a		
Home Runs	n/a		
RBI	1	vs. Michigan State	5/1/21
Walks	1	vs. Michigan State	5/1/21
Stolen Bases	n/a		

HITTING CAREER HIGHS



#15 BRENDEN FRANKS

Career Bests

Hits	1	2x, last vs. Princeton	2/29/20
Runs	1	2x, last vs. Michigan State	5/1/21
Doubles	n/a		
Triples	n/a		
Home Runs	n/a		
RBI	n/a		
Walks	1	vs. LIU	2/19/22
Stolen Bases	n/a		



#35 BILLY GERLOTT

Career Bests

Hits	3	2x, last vs. Michigan State	5/9/22
Runs	2	2x, last vs. Purdue	4/15/22
Doubles	1	7x, last vs. Purdue	4/15/22
Triples	1	2x, last at West Virginia	4/27/22
Home Runs	1	4x, last vs. Michigan State	5/9/22
RBI	3	3x, last vs. Michigan State	5/9/22
Walks	2	2x, last vs. Bucknell	4/26/22
Stolen Bases	1	4x, last vs. Bucknell	4/26/22



#2 KYLE HANNON

Career Bests

Hits	3	at Virginia	3/5/22
Runs	2	vs. Northwestern	3/7/21
Doubles	1	6x, last at Virginia	3/6/22
Triples	1	2x, last vs. Milwaukee	3/19/22
Home Runs	1	vs. Michigan State	5/8/22
RBI	2	2x, last vs. LIU	2/19/22
Walks	2	vs. Northeastern	2/20/22
Stolen Bases	1	4x, last vs. Michigan State	5/9/22



#1 JAY HARRY

Career Bests

Hits	6	vs. Michigan State	5/9/22
Runs	3	2x, last vs. Michigan State	5/9/22
Doubles	2	vs. Northwestern	3/7/21
Triples	1	2x, last at Minnesota	4/24/22
Home Runs	2	vs. Rutgers	3/25/22
RBI	6	vs. Michigan State	5/1/21
Walks	2	2x, last at West Virginia	4/27/22
Stolen Bases	1	5x, last vs. Omaha	4/29/22



#40 BEN KAILHER

Career Bests

Hits	2	3x, last at Minnesota	4/23/22
Runs	2	vs. Mount St. Mary's	4/20/22
Doubles	1	2x, last at West Virginia	4/27/22
Triples	1	vs. Fairleigh Dickinson	3/8/20
Home Runs	n/a		
RBI	2	vs. Princeton	2/28/20
Walks	2	3x, last vs. Mount St. Mary's	4/20/22
Stolen Bases	2	vs. Mount St. Mary's	4/20/22



#13 TAYVEN KELLEY

Career Bests

Hits	3	vs. Michigan State	5/8/22
Runs	3	vs. Michigan State	5/8/22
Doubles	1	17x, last vs. Michigan State	5/9/22
Triples	1	4x, last vs. Bucknell	4/26/22
Home Runs	1	at Ohio State	4/25/21
RBI	3	vs. Purdue	4/14/22
Walks	2	vs. Michigan State	4/30/21
Stolen Bases	1	at Maryland	4/3/22

HITTING CAREER HIGHS



#34 RICHIE PALTRIDGE

Career Bests

Hits	n/a
Runs	n/a
Doubles	n/a
Triples	n/a
Home Runs	n/a
RBI	n/a
Walks	n/a
Stolen Bases	n/a



#22 JOHNNY PIACENTINO

Career Bests

Hits	5	vs. Michigan State	5/1/21
Runs	4	2x, last vs. Michigan State	5/1/21
Doubles	3	vs. Michigan State	5/1/21
Triples	1	3x, last vs. Omaha	4/29/22
Home Runs	3	vs. Northwestern	3/7/21
RBI	5	2x, last vs. Michigan State	5/1/21
Walks	2	6x, last vs. Rutgers	3/25/22
Stolen Bases	2	vs. Princeton	2/29/20



#7 C.J. PITTARO

Career Bests*

Hits	2	3x, last at Northwestern	4/9/22
Runs	2	2x, last vs. Rutgers	3/25/22
Doubles	1	3x, last at Northwestern	4/9/22
Triples	n/a		
Home Runs	n/a		
RBI	3	2x, last vs. Rutgers	3/26/22
Walks	2	2x, last vs. Purdue	4/14/22
Stolen Bases	1	vs. Bucknell	4/6/22

*At Vanderbilt (2021)



#41 JOSH SPIEGEL

Career Bests

Hits	4	vs. Purdue	4/16/22
Runs	3	at West Virginia	4/27/22
Doubles	2	3x, last at Minnesota	4/23/22
Triples	1	3x, last vs. Bucknell	4/26/22
Home Runs	2	vs. Northwestern	3/5/21
RBI	4	vs. Purdue	4/16/22
Walks	3	vs. Minnesota	5/29/21
Stolen Bases	1	at Illinois	5/23/21



#30 ANTHONY STEELE

Career Bests

Hits	3	vs. Maine	2/25/22
Runs	1	5x, last vs. Purdue	4/14/22
Doubles	1	vs. West Virginia	4/10/22
Triples	1	vs. Maine	2/26/22
Home Runs	1	at VMI	3/8/22
RBI	2	vs. Maine	2/26/22
Walks	2	at Minnesota	4/23/22
Stolen Bases	1	vs. Maine	2/25/22



#9 CONNOR THRONEBERRY

Career Bests

Hits	1	vs. UMass	3/12/22
Runs	1	vs. UMass	3/12/22
Doubles	n/a		
Triples	n/a		
Home Runs	n/a		
RBI	n/a		
Walks	n/a		
Stolen Bases	n/a		

HITTING CAREER HIGHS/PITCHING CAREER BESTS



#14 MATT WOOD

Career Bests

Hits	3	11x, last vs. Michigan State	5/8/22
Runs	4	vs. LIU	2/19/22
Doubles	2	vs. Nebraska	4/16/21
Triples	1	4x, last at Minnesota	4/22/22
Home Runs	3	vs. LIU	2/19/22
RBI	5	vs. Michigan State	5/8/22
Walks	3	3x, last vs. Michigan State	5/9/22
Stolen Bases	1	7x, last vs. Omaha	4/30/22



#19 DEREK CEASE

Career Bests

IP	1.0	vs. Monmouth	2/18/22
Longest Start	n/a		
Longest Relief	1.0	vs. Monmouth	2/18/22
Hits	1	vs. Monmouth	2/18/22
Runs	1	vs. Monmouth	2/18/22
Earned Runs	0	vs. Monmouth	2/18/22
Walks	3	vs. Monmouth	2/18/22
Strikeouts	1	vs. Monmouth	2/18/22



#49 BEN DEMELL

Career Bests

IP	1.2	vs. LIU	2/19/22
Longest Start	n/a		
Longest Relief	1.2	vs. LIU	2/19/22
Hits	1	vs. LIU	2/19/22
Runs	0	vs. LIU	2/19/22
Earned Runs	0	vs. LIU	2/19/22
Walks	3	vs. LIU	2/19/22
Strikeouts	2	vs. LIU	2/19/22



#28 HUTCH GAGNON

Career Bests

IP	5.0	vs. Princeton	2/29/20
Longest Start	5.0	vs. Princeton	2/29/20
Longest Relief	3.0	2x, last vs. Wagner	2/23/20
Hits	0	8x, last at Purdue	5/27/21
Runs	0	17x, last at Iowa	5/7/21
Earned Runs	0	18x, last vs. Rutgers	5/16/21
Walks	0	16x, last at Illinois	5/22/21
Strikeouts	6	vs. Princeton	2/29/20



#17 SENECA GREGORY

Career Bests

IP	2.1	vs. UMass	3/12/22
Longest Start	n/a		
Longest Relief	2.1	vs. UMass	3/12/22
Hits	0	at VMI	3/8/22
Runs	0	3x, last vs. St. Bonaventure	3/30/22
Earned Runs	0	3x, last vs. St. Bonaventure	3/30/22
Walks	0	3x, last vs. St. Bonaventure	3/30/22
Strikeouts	4	vs. UMass	3/12/22




#24 JADEN HENLINE

Career Bests

IP	9.0	vs. Michigan State	5/8/22
Longest Start	9.0	vs. Michigan State	5/8/22
Longest Relief	4.2	vs. Omaha	4/29/22
Hits	0	4x, last vs. UMass	3/13/22
Runs	0	9x, last vs. Omaha	4/29/22
Earned Runs	0	10x, last vs. Omaha	4/29/22
Walks	0	12x, last vs. Michigan State	5/8/22
Strikeouts	6	3x, last vs. Michigan State	5/8/22

PITCHING CAREER BESTS



#29 CARSON KOHLS

Career Bests

IP	3.2	vs. West Virginia	4/12/22
Longest Start	2.2	vs. Mount St. Mary's	4/20/22
Longest Relief	3.2	vs. West Virginia	4/12/22
Hits	0	3x, last vs. Monmouth	2/18/22
Runs	0	6x, last at Georgetown	5/10/22
Earned Runs	0	9x, last at Georgetown	5/10/22
Walks	0	7x, last vs. Omaha	4/29/22
Strikeouts	5	vs. Bucknell	4/6/22



#33 TRAVIS LUENSMANN

Career Bests*

IP	6.0	3x, last at Minnesota	4/23/22
Longest Start	6.0	3x, last at Minnesota	4/23/22
Longest Relief	3.0	at Maryland	4/2/22
Hits	0	2x, last at Winthrop	3/2/21
Runs	0	4x, last at Minnesota	4/23/22
Earned Runs	0	6x, last at Minnesota	4/23/22
Walks	0	5x, last at Northwestern	4/9/22
Strikeouts	8	vs. Maine	2/25/22

*At South Carolina (2021)



#18 MASON MELLOTT

Career Bests

IP	5.0	vs. UMass	3/13/22
Longest Start	5.0	vs. UMass	3/13/22
Longest Relief	4.2	2x, last vs. Duke	3/2/19
Hits	0	13x, last vs. Purdue	4/16/22
Runs	0	33x, last at West Virginia	4/27/22
Earned Runs	0	47x, last vs. Michigan State	5/9/22
Walks	0	38x, last vs. Michigan State	5/9/22
Strikeouts	5	6x, last at Ohio State	4/25/21



#21 STEVEN MILLER

Career Bests

IP	4.1	at Maryland	4/2/22
Longest Start	n/a		
Longest Relief	4.1	at Maryland	4/2/22
Hits	0	9x, last vs. Michigan State	5/9/22
Runs	0	21x, last vs. Michigan State	5/9/22
Earned Runs	0	23x, last vs. Michigan State	5/9/22
Walks	0	17x, last vs. Michigan State	5/9/22
Strikeouts	6	vs. Milwaukee	3/19/22



#27 TOMMY MOLSKY

Career Bests

IP	6.0	vs. Northeastern	2/20/22
Longest Start	6.0	vs. Northeastern	2/20/22
Longest Relief	4.0	vs. Mount St. Mary's	4/20/22
Hits	0	2x, last vs. St. Bonaventure	3/30/22
Runs	0	2x, last vs. Mount St. Mary's	4/20/22
Earned Runs	0	3x, last vs. Mount St. Mary's	4/20/22
Walks	0	4x, last vs. West Virginia	4/12/22
Strikeouts	6	2x, last vs. UMass	3/12/22



#37 JORDAN MORALES

Career Bests*

IP	7.0	vs. St. Bonaventure	4/24/21
Longest Start	7.0	vs. St. Bonaventure	4/24/21
Longest Relief	3.0	3x, last vs. Omaha	4/30/22
Hits	0	11x, last vs. Omaha	4/30/22
Runs	0	22x, last vs. Michigan State	5/9/22
Earned Runs	0	24x, last vs. Michigan State	5/9/22
Walks	0	26x, last vs. Michigan State	5/8/22
Strikeouts	9	vs. Saint Joseph's	5/8/21

*At LaSalle (2020-21)


PITCHING CAREER BESTS



#6 JOE NASTASI

Career Bests

IP	n/a
Longest Start	n/a
Longest Relief	n/a
Hits	n/a
Runs	n/a
Earned Runs	n/a
Walks	n/a
Strikeouts	n/a



#31 RYAN PARTRIDGE

Career Bests

IP	2.2	vs. Milwaukee	3/20/22
Longest Start	n/a		
Longest Relief	2.2	vs. Milwaukee	3/20/22
Hits	0	9x, last vs. Purdue	4/15/22
Runs	0	16x, last at West Virginia	4/27/22
Earned Runs	0	17x, last at West Virginia	4/27/22
Walks	0	12x, last at West Virginia	4/27/22
Strikeouts	3	vs. West Virginia	4/12/22



#25 CHASE RENNER

Career Bests

IP	2.0	3x, last vs. Bucknell	4/6/22
Longest Start	1.0	vs. Rutgers	3/25/22
Longest Relief	2.0	3x, last vs. Bucknell	4/6/22
Hits	0	4x, last vs. West Virginia	4/10/22
Runs	0	6x, last at Minnesota	4/22/22
Earned Runs	0	6x, last at Minnesota	4/22/22
Walks	0	4x, last at Minnesota	4/22/22
Strikeouts	4	vs. Bucknell	4/6/22



#11 CHAD ROGERS

Career Bests

IP	3.0	vs. Northwestern	3/7/21
Longest Start	n/a		
Longest Relief	3.0	vs. Northwestern	3/7/21
Hits	0	at Ohio State	4/24/21
Runs	0	3x, last at Georgetown	5/10/22
Earned Runs	0	3x, last at Georgetown	5/10/22
Walks	0	at Georgetown	5/10/22
Strikeouts	4	at Georgetown	5/10/22



#20 BLAISE SCLAFANI

Career Bests

IP	3.0*	vs. Northeastern	4/30/19
Longest Start	n/a		
Longest Relief	3.0*	vs. Northeastern	4/30/19
Hits	0	7x, last vs. Rutgers	3/26/22
Runs	0*	10x, last vs. Rutgers	3/26/22
Earned Runs	0	12x, last vs. Rutgers	3/26/22
Walks	0	9x, last vs. Rutgers	3/26/22
Strikeouts	3*	3x, last vs. Canisius	2/15/20



#36 TYLER SHINGLEDECKER

Career Bests

IP	5.0	vs. Michigan State	5/8/22
Longest Start	5.0	vs. Michigan State	5/8/22
Longest Relief	4.1	vs. Binghamton	3/26/19
Hits	0	21x, last vs. UMass	3/13/22
Runs	0	25x, last vs. Omaha	4/30/22
Earned Runs	0	32x, last vs. Omaha	4/30/22
Walks	0	19x, last at West Virginia	4/27/22
Strikeouts	9	vs. Northwestern	3/5/21

*At UMass Lowell (2020-21)

PITCHING CAREER BESTS



#30 ANTHONY STEELE

Career Bests		
IP	1.0	2x, last vs. Milwaukee 3/20/22
Longest Start	0.2	vs. Bucknell 4/6/22
Longest Relief	1.0	2x, last vs. Milwaukee 3/20/22
Hits	0	vs. Youngstown State 3/22/22
Runs	0	3x, last vs. Youngstown State 3/22/22
Earned Runs	0	3x, last vs. Youngstown State 3/22/22
Walks	0	2x, last vs. Youngstown State 3/22/22
Strikeouts	2	2x, last vs. Youngstown State 3/22/22



#12 KELLAN TULIO

Career Bests*		
IP	6.0	vs. Maine 2/26/22
Longest Start	6.0	vs. Maine 2/26/22
Longest Relief	2.1	2x, last vs. Michigan State 5/9/22
Hits	0	8x, last vs. St. Bonaventure 3/30/22
Runs	0	8x, last vs. St. Bonaventure 3/30/22
Earned Runs	0	8x, last vs. St. Bonaventure 3/30/22
Walks	0	5x, last vs. St. Bonaventure 3/30/22
Strikeouts	7	at Northwestern 4/9/22

*At Louisville (2020-21)

CAREER STATS

#3 COLE BARTELS IF/OF R/R GR. 6-3/195 BELMONT, MASS.

Year	Avg	GP-GS	AB	R	H	2B	3B	HR	RBI	TB	SLG%	BB	HBP	SO	GDP	OB%	SF	SH	SB-ATT	PO	A	E	FLD%
2018	.000	17-3	0	0	0	0	0	0	0	0	.000	0	0	0	0	.000	0	0	0-0	0	1	0	1.000
2019	.000	7-3	0	0	0	0	0	0	0	0	.000	0	0	0	0	.000	0	0	0-0	1	1	1	.667
2020	.273	8-7	22	8	6	2	0	0	3	8	.364	7	1	4	0	.452	1	0	1-1	53	1	0	1.000
2021	.245	35-26	98	13	24	4	1	1	13	33	.337	13	1	21	4	.333	2	1	3-3	141	11	2	.987
2022	.269	45-45	171	33	46	7	0	2	19	59	.345	23	9	18	2	.379	3	0	3-4	214	10	2	.991
TOTAL	.261	112-84	291	54	76	13	1	3	35	100	.344	43	11	43	6	.370	6	1	7-8	409	26	5	.989

#46 NOAH BURKE OF L/R FR. 6-0/192 PITTSBURGH, PA.

Year	Avg	GP-GS	AB	R	H	2B	3B	HR	RBI	TB	SLG%	BB	HBP	SO	GDP	OB%	SF	SH	SB-ATT	PO	A	E	FLD%
2022	.000	5-0	4	0	0	0	0	0	0	0	.000	1	1	3	0	.333	0	0	0-0	0	0	0	.000
TOTAL	.000	5-0	4	0	0	0	0	0	0	0	.000	1	1	3	0	.333	0	0	0-0	0	0	0	.000

#19 DEREK CEASE IF/P R/R FR. 5-8/150 PLYMOUTH, PA.

Year	Avg	GP-GS	AB	R	H	2B	3B	HR	RBI	TB	SLG%	BB	HBP	SO	GDP	OB%	SF	SH	SB-ATT	PO	A	E	FLD%
2022	.238	33-18	63	13	15	2	0	0	5	17	.270	12	0	13	1	.360	0	0	3-3	29	55	6	.933
TOTAL	.238	33-18	63	13	15	2	0	0	5	17	.270	12	0	13	1	.360	0	0	3-3	29	55	6	.933
Year	ERA	W-L	APP	GS	CG	SHO	SV	IP	H	R	ER	BB	SO	2B	3B	HR	BF	BAA	WP	HBP	BK	SFA	SHA
2022	0.00	0-0	1	0	0	0/0	0	1.0	1	1	0	3	1	0	0	0	7	.250	0	0	0	0	0
TOTAL	0.00	0-0	1	0	0	0/0	0	1.0	1	1	0	3	1	0	0	0	7	.250	0	0	0	0	0

#23 JAKE COOPER IF R/R FR. 5-9/195 STATE COLLEGE, PA.

Year	Avg	GP-GS	AB	R	H	2B	3B	HR	RBI	TB	SLG%	BB	HBP	SO	GDP	OB%	SF	SH	SB-ATT	PO	A	E	FLD%
2022	.000	8-4	14	0	0	0	0	0	0	0	.000	0	0	6	0	.000	0	1	0-0	1	10	1	.917
TOTAL	.000	8-4	14	0	0	0	0	0	0	0	.000	0	0	6	0	.000	0	1	0-0	1	10	1	.917

#4 TYSON COOPER C/IF S/R R-SO. 5-9/200 STATE COLLEGE, PA.

Year	Avg	GP-GS	AB	R	H	2B	3B	HR	RBI	TB	SLG%	BB	HBP	SO	GDP	OB%	SF	SH	SB-ATT	PO	A	E	FLD%
2021	.111	11-3	18	2	2	1	0	0	2	3	.167	6	0	8	0	.333	0	0	1-1	16	1	0	1.000
2022	.118	17-10	34	3	4	0	0	0	0	4	.118	6	0	6	1	.250	0	2	0-2	52	12	2	.970
TOTAL	.115	28-13	52	5	6	1	0	0	2	6	.135	12	0	14	1	.281	0	2	1-3	68	13	2	.976

#49 BEN DEMELL IF/P L/R FR. 6-5/205 CONCORD, OHIO

Year	Avg	GP-GS	AB	R	H	2B	3B	HR	RBI	TB	SLG%	BB	HBP	SO	GDP	OB%	SF	SH	SB-ATT	PO	A	E	FLD%
2022	-	-	-	-	-	-	-	-	-	-	-	-	-	-	-	-	-	-	-	-	-	-	-
TOTAL	-	-	-	-	-	-	-	-	-	-	-	-	-	-	-	-	-	-	-	-	-	-	-
Year	ERA	W-L	APP	GS	CG	SHO	SV	IP	H	R	ER	BB	SO	2B	3B	HR	BF	BAA	WP	HBP	BK	SFA	SHA
2022	0.00	0-0	1	0	0	0/0	0	1.2	0	0	0	0	0	0	0	0	0	.000	0	0	0	0	0
TOTAL	0.00	0-0	1	0	0	0/0	0	1.2	0	0	0	0	0	0	0	0	0	.000	0	0	0	0	0

#5 CARSON ERTTER OF L/L JR. 5-10/175 EBENSBURG, PA.

Year	Avg	GP-GS	AB	R	H	2B	3B	HR	RBI	TB	SLG%	BB	HBP	SO	GDP	OB%	SF	SH	SB-ATT	PO	A	E	FLD%
2020	.000	3-0	2	0	0	0	0	0	0	0	.000	0	1	0	0	.333	0	0	0-0	1	0	0	1.000
2021	.000	1-0	1	0	0	0	0	0	1	0	.000	1	0	0	0	.500	0	0	0-0	0	0	0	.000
2022	-	-	-	-	-	-	-	-	-	-	-	-	-	-	-	-	-	-	-	-	-	-	-
TOTAL	.000	4-0	3	0	0	0	0	0	1	0	.000	1	1	0	0	.400	0	0	0-0	1	0	0	1.000

CAREER STATS

#15 BRENDEN FRANKS IF/P R/R JR. 6-3/205 STATE COLLEGE, PA.

Year	Avg	GP-GS	AB	R	H	2B	3B	HR	RBI	TB	SLG%	BB	HBP	SO	GDP	OB%	SF	SH	SB-ATT	PO	A	E	FLD%
2020	.667	4-0	3	1	2	0	0	0	0	2	.667	0	0	1	0	.667	0	0	0-0	2	0	0	1.000
2021	.000	4-0	3	1	0	0	0	0	0	0	.000	0	1	2	0	.250	0	0	0-0	4	0	0	1.000
2022	.000	8-0	4	0	0	0	0	0	0	0	.000	1	0	1	1	.200	0	0	0-0	0	0	0	1.000
TOTAL	.200	16-0	10	2	2	0	0	0	0	2	.200	1	1	4	1	.333	0	0	0-0	6	0	0	1.000
Year	Avg	GP-GS	AB	R	H	2B	3B	HR	RBI	TB	SLG%	BB	HBP	SO	GDP	OB%	SF	SH	SB-ATT	PO	A	E	FLD%
2020	-	-	-	-	-	-	-	-	-	-	-	-	-	-	-	-	-	-	-	-	-	-	-
2021	-	-	-	-	-	-	-	-	-	-	-	-	-	-	-	-	-	-	-	-	-	-	-
2022	-	-	-	-	-	-	-	-	-	-	-	-	-	-	-	-	-	-	-	-	-	-	-
TOTAL	-	-	-	-	-	-	-	-	-	-	-	-	-	-	-	-	-	-	-	-	-	-	-

#28 HUTCH GAGNON LHP L/L SR. 6-3/220 DOWNINGTOWN, PA.

Year	ERA	W-L	App	GS	CG	SHO	SV	IP	H	R	ER	BB	SO	2B	3B	HR	BF	B/Avg	WP	HBP	BK	SFA	SHA
2019	5.59	0-1	18	0	0	0/0	0	19.1	21	12	12	11	21	4	1	2	93	.273	3	3	0	0	2
2020	3.21	1-0	4	2	0	0/0	0	14.0	15	5	5	6	17	4	1	0	62	.268	0	0	0	0	0
2021	6.75	0-1	11	0	0	0/0	0	12.0	18	10	9	4	13	3	1	1	64	.327	2	3	0	1	1
2022	-	-	-	-	-	-	-	-	-	-	-	-	-	-	-	-	-	-	-	-	-	-	-
TOTAL	5.16	1-2	33	2	0	0/0	0	45.1	54	27	26	21	51	11	3	3	219	.287	5	6	0	1	3

#35 BILLY GERLOTT OF/IF R/R SO. 6-1/195 AUBURN, PA.

Year	Avg	GP-GS	AB	R	H	2B	3B	HR	RBI	TB	SLG%	BB	HBP	SO	GDP	OB%	SF	SH	SB-ATT	PO	A	E	FLD%
2021	-	-	-	-	-	-	-	-	-	-	-	-	-	-	-	-	-	-	-	-	-	-	-
2022	.224	44-41	152	19	34	7	2	4	22	57	.375	16	5	43	6	.314	2	0	4-6	56	3	0	1.000
TOTAL	.224	44-41	152	19	34	7	2	4	22	57	.375	16	5	43	6	.314	2	0	4-6	56	3	0	1.000

#17 SENECA GREGORY RHP R/R FR. 6-4/225 STAFFORD, VA.

Year	ERA	W-L	APP	GS	CG	SHO	SV	IP	H	R	ER	BB	SO	2B	3B	HR	BF	BAA	WP	HBP	BK	SFA	SHA
2022	10.80	0-0	6	0	0	0/0	0	6.2	10	9	8	4	7	2	0	0	36	.345	1	2	0	0	1
TOTAL	10.80	0-0	6	0	0	0/0	0	6.2	10	9	8	4	7	2	0	0	36	.345	1	2	0	0	1

#2 KYLE HANNON IF/OF L/R SO. 5-10/194 HARRISBURG, PA.

Year	Avg	GP-GS	AB	R	H	2B	3B	HR	RBI	TB	SLG%	BB	HBP	SO	GDP	OB%	SF	SH	SB-ATT	PO	A	E	FLD%
2021	.133	12-9	30	3	4	1	1	0	1	7	.233	2	0	12	0	.188	0	1	0-0	15	0	0	1.000
2022	.261	26-24	92	12	24	5	1	1	10	35	.370	6	2	21	3	.320	0	0	4-4	23	53	11	.874
TOTAL	.230	38-33	122	15	28	6	2	1	11	42	.336	8	2	33	3	.288	0	1	4-4	38	53	11	.892

#1 JAY HARRY IF L/R SO. 6-0/195 METUCHEN, N.J.

Year	Avg	GP-GS	AB	R	H	2B	3B	HR	RBI	TB	SLG%	BB	HBP	SO	GDP	OB%	SF	SH	SB-ATT	PO	A	E	FLD%
2021	.268	42-42	142	22	38	10	0	1	18	51	.359	12	4	25	2	.335	3	0	1-1	58	101	11	.935
2022	.339	44-43	177	32	60	8	2	5	24	88	.492	12	5	22	0	.395	1	0	4-7	52	133	6	.969
TOTAL	.307	86-85	319	54	98	18	2	6	42	139	.433	24	9	47	2	.368	4	0	5-8	110	234	17	.953

CAREER STATS

#24 JADEN HENLINE RHP L/R SO. 6-2/195 NEW CUMBERLAND, PA.

Year	ERA	W-L	App	GS	CG	SHO	SV	IP	H	R	ER	BB	SO	2B	3B	HR	BF	B/Avg	WP	HBP	BK	SFA	SHA
2021	3.72	0-0	9	3	0	0/0	0	19.1	17	8	8	8	22	2	0	2	86	.230	1	3	0	0	1
2022	4.14	2-2	14	5	1	0/1	3	50.0	54	30	23	13	50	13	3	3	213	.277	5	2	0	1	2
TOTAL	4.02	2-2	23	8	1	0/1	3	69.1	71	38	31	21	72	15	3	5	299	.264	6	5	0	1	3

#40 BEN KAILHER IF R/R JR. 5-8/160 RUMFORD, R.I.

Year	Avg	GP-GS	AB	R	H	2B	3B	HR	RBI	TB	SLG%	BB	HBP	SO	GDP	OB%	SF	SH	SB-ATT	PO	A	E	FLD%
2020	.222	9-6	18	4	4	1	2	0	4	9	.500	2	2	6	2	.333	2	0	2-2	3	9	2	.857
2021	.143	11-0	7	3	1	0	0	0	0	1	.143	0	0	2	0	.143	0	0	1-1	0	2	0	1.000
2022	.214	27-20	70	11	15	1	0	0	2	16	.229	15	2	16	0	.368	0	0	5-6	23	50	4	.948
TOTAL	.211	47-26	95	18	20	2	2	0	6	26	.274	17	4	24	2	.347	2	0	8-9	26	61	6	.935

#13 TAYVEN KELLEY OF R/R JR. 6-3/200 BOILING SPRINGS, PA.

Year	Avg	GP-GS	AB	R	H	2B	3B	HR	RBI	TB	SLG%	BB	HBP	SO	GDP	OB%	SF	SH	SB-ATT	PO	A	E	FLD%
2020	.188	9-4	16	4	3	2	0	0	1	5	.313	3	1	8	0	.350	0	0	0-0	10	0	0	1.000
2021	.238	28-27	101	8	24	8	2	1	9	39	.386	10	1	37	2	.313	0	3	0-2	53	1	4	.931
2022	.205	41-38	151	17	31	6	3	0	17	43	.285	6	1	57	4	.241	0	0	1-2	83	2	5	.944
TOTAL	.216	78-69	268	29	58	16	5	1	27	87	.325	19	3	102	6	.276	0	3	1-4	146	3	9	.943

#29 CARSON KOHLS RHP R/R SO. 6-0/195 SACRAMENTO, CALIF.

Year	ERA	W-L	App	GS	CG	SHO	SV	IP	H	R	ER	BB	SO	2B	3B	HR	BF	B/Avg	WP	HBP	BK	SFA	SHA
2021	3.18	0-0	5	0	0	0/0	0	5.2	7	3	2	2	4	1	1	1	27	.304	1	2	0	0	0
2022	4.44	1-0	13	1	0	0/0	0	24.1	24	16	12	15	21	1	2	0	109	.273	3	4	0	0	2
TOTAL	4.20	1-0	18	1	0	0/0	0	30.0	31	19	14	17	25	2	3	1	136	.279	4	6	0	0	2

#33 TRAVIS LUENSMANN RHP R/R SO. 6-6/234 ALTOONA, PA.

Year	ERA	W-L	App	GS	CG	SHO	SV	IP	H	R	ER	BB	SO	2B	3B	HR	BF	B/Avg	WP	HBP	BK	SFA	SHA
2021*	15.43	0-1	4	0	0	0/0	0	2.1	4	6	4	1	2	2	0	0	12	.333	0	0	1	0	0
2022	4.80	2-2	12	10	0	0/0	1	54.1	58	36	29	28	64	2	3	3	252	.274	4	4	0	3	5
TOTAL	5.24	2-3	16	10	0	0/0	1	56.2	62	42	33	29	66	4	3	3	264	.278	4	4	1	3	5

*At South Carolina

#18 MASON MELLOTT RHP R/R GR. 6-0/205 STATE COLLEGE, PA.

Year	ERA	W-L	APP	GS	CG	SHO	SV	IP	H	R	ER	BB	SO	2B	3B	HR	BF	BAA	WP	HBP	BK	SFA	SHA
2018	3.18	0-1	24	0	0	0/0	4	34.0	38	16	12	14	28	4	1	0	155	.295	4	5	2	3	4
2019	2.43	6-3	21	0	0	0/2	5	63.0	59	25	17	14	52	10	2	1	270	.244	3	6	0	1	6
2020	2.25	2-1	5	0	0	0/0	0	8.0	8	3	2	1	6	1	1	0	35	.258	0	0	0	0	3
2021	4.60	2-3	17	0	0	0/0	4	31.1	32	20	16	18	33	2	1	1	149	.264	4	8	1	0	2
2022	4.50	3-4	17	4	0	0/1	2	36.0	33	21	18	15	28	4	2	2	161	.241	5	3	0	1	5
TOTAL	3.39	13-11	84	4	0	0/3	15	172.1	170	85	65	62	147	21	7	4	770	.257	16	22	3	5	20

#21 STEVEN MILLER RHP R/R SR. 6-1/190 PITTSBURGH, PA.

Year	ERA	W-L	App	GS	CG	SHO	SV	IP	H	R	ER	BB	SO	2B	3B	HR	BF	B/Avg	WP	HBP	BK	SFA	SHA
2019	3.86	0-0	3	0	0	0/0	0	2.1	4	1	1	1	1	3	0	0	12	.364	1	0	0	0	0
2020	2.70	0-0	3	0	0	0/1	0	3.1	2	1	1	1	6	1	0	0	13	.167	0	0	0	0	0
2021	3.29	0-1	12	0	0	0/2	2	13.2	12	8	5	7	17	2	0	0	58	.245	2	2	0	0	0
2022	4.59	3-2	17	2	0	0/0	1	33.1	38	18	17	12	29	5	1	1	148	.288	3	3	0	1	0
TOTAL	4.10	3-3	35	2	0	0/3	3	52.2	56	28	24	21	53	11	1	1	231	.275	6	5	0	1	0

CAREER STATS

#27 TOMMY MOLSKY RHP R/R FR. 6-1/160 DILLSBURG, PA.

Year	ERA	W-L	APP	GS	CG	SHO	SV	IP	H	R	ER	BB	SO	2B	3B	HR	BF	BAA	WP	HBP	BK	SFA	SHA
2022	7.21	0-6	13	10	0	0/0	1	43.2	53	47	35	19	39	11	2	3	216	.288	7	9	0	2	2
TOTAL	7.21	0-6	13	10	0	0/0	1	43.2	53	47	35	19	39	11	2	3	216	.288	7	9	0	2	2

#37 JORDAN MORALES LHP R/L JR. 5-9/175 SOUDERTON, PA.

Year	ERA	W-L	App	GS	CG	SHO	SV	IP	H	R	ER	BB	SO	2B	3B	HR	BF	B/Avg	WP	HBP	BK	SFA	SHA
2020*	2.16	0-2	5	0	0	0/1	2	8.1	5	4	2	3	14	1	0	1	37	.167	3	1	1	1	2
2021*	6.11	2-6	16	7	1	0/0	2	45.2	60	35	31	23	49	10	2	4	226	.313	2	8	2	3	0
2022	4.31	3-0	22	0	0	0/0	0	31.1	35	20	15	9	48	5	1	2	140	.278	4	2	3	0	3
TOTAL	5.06	5-8	43	7	1	0/1	4	85.1	100	59	48	35	111	16	3	7	404	.287	9	11	6	4	5

*At LaSalle

#6 JOE NASTASI RHP R/R SO. 6-0/217 STATE COLLEGE, PA.

Year	ERA	W-L	App	GS	CG	SHO	SV	IP	H	R	ER	BB	SO	2B	3B	HR	BF	B/Avg	WP	HBP	BK	SFA	SHA
2021	-	-	-	-	-	-	-	-	-	-	-	-	-	-	-	-	-	-	-	-	-	-	-
2022	-	-	-	-	-	-	-	-	-	-	-	-	-	-	-	-	-	-	-	-	-	-	-
TOTAL	-	-	-	-	-	-	-	-	-	-	-	-	-	-	-	-	-	-	-	-	-	-	-

#34 RICHIE PALTRIDGE LHP/1B/OF L/L SO. 6-3/194 MONTGOMERY, N.Y.

Year	Avg	GP-GS	AB	R	H	2B	3B	HR	RBI	TB	SLG%	BB	HBP	SO	GDP	OB%	SF	SH	SB-ATT	PO	A	E	FLD%
2021	-	-	-	-	-	-	-	-	-	-	-	-	-	-	-	-	-	-	-	-	-	-	-
2022	.000	1-0	1	0	0	0	0	0	0	0	.000	0	0	1	0	.000	0	0	0-0	1	0	0	1.000
TOTAL	.000	1-0	1	0	0	0	0	0	0	0	.000	0	0	1	0	.000	0	0	0-0	1	0	0	1.000

Year	ERA	W-L	APP	GS	CG	SHO	SV	IP	H	R	ER	BB	SO	2B	3B	HR	BF	BAA	WP	HBP	BK	SFA	SHA
2021	-	-	-	-	-	-	-	-	-	-	-	-	-	-	-	-	-	-	-	-	-	-	-
2022	-	-	-	-	-	-	-	-	-	-	-	-	-	-	-	-	-	-	-	-	-	-	-
TOTAL	-	-	-	-	-	-	-	-	-	-	-	-	-	-	-	-	-	-	-	-	-	-	-

#31 RYAN PARTRIDGE LHP R/L JR. 6-3/215 WEXFORD, PA.

Year	ERA	W-L	App	GS	CG	SHO	SV	IP	H	R	ER	BB	SO	2B	3B	HR	BF	B/Avg	WP	HBP	BK	SFA	SHA
2020	0.00	0-0	2	0	0	0/0	0	2.0	1	0	0	0	2	0	0	0	6	.167	0	0	0	0	0
2021	0.00	0-0	5	0	0	0/0	0	2.2	4	2	0	3	4	1	0	0	16	.333	0	0	0	1	0
2022	7.79	0-0	17	0	0	0/0	0	17.1	19	15	15	14	17	5	1	0	88	.284	3	4	0	2	1
TOTAL	6.14	0-0	24	0	0	0/0	0	22.0	24	17	15	17	23	6	1	0	110	.282	3	4	0	3	1

#22 JOHNNY PIACENTINO OF R/R JR. 5-11/185 CHERRY HILL, N.J.

Year	Avg	GP-GS	AB	R	H	2B	3B	HR	RBI	TB	SLG%	BB	HBP	SO	GDP	OB%	SF	SH	SB-ATT	PO	A	E	FLD%
2020	.400	13-10	35	11	14	4	0	2	11	24	.686	10	0	4	0	.511	2	0	4-4	27	0	0	1.000
2021	.284	42-42	162	30	46	15	0	8	32	85	.525	17	0	40	4	.350	1	1	0-2	83	0	3	.965
2022	.275	31-31	120	14	33	6	3	2	22	51	.425	12	3	29	4	.348	3	1	1-1	49	0	1	.980
TOTAL	.293	86-83	317	55	93	25	3	12	65	160	.505	39	3	73	8	.370	6	2	5-7	159	0	4	.975

#7 C.J. PITTARO IF L/R SO. 6-1/195 HAMILTON, N.J.

Year	Avg	GP-GS	AB	R	H	2B	3B	HR	RBI	TB	SLG%	BB	HBP	SO	GDP	OB%	SF	SH	SB-ATT	PO	A	E	FLD%
2021*	.333	5-0	3	0	1	0	0	0	3	1	.333	0	0	0	0	.333	0	0	0-0	0	1	0	1.000
2022	.250	27-22	76	14	19	3	0	0	10	22	.289	10	1	20	1	.345	0	0	1-2	15	32	5	.904
TOTAL	.253	32-22	79	14	20	3	0	0	13	23	.291	10	1	20	1	.344	0	0	1-2	15	33	5	.906

*At Vanderbilt

CAREER STATS

#25 CHASE RENNER RHP R/R FR. 6-4/190 ALBURTIS, PA.

Year	ERA	W-L	APP	GS	CG	SHO	SV	IP	H	R	ER	BB	SO	2B	3B	HR	BF	BAA	WP	HBP	BK	SFA	SHA
2022	5.40	2-2	10	1	0	0/0	1	13.1	11	8	8	12	17	4	0	0	62	.234	4	1	0	0	2
TOTAL	5.40	2-2	10	1	0	0/0	1	13.1	11	8	8	12	17	4	0	0	62	.234	4	1	0	0	2

#11 CHAD ROGERS RHP R/R SO. 6-5/220 MENTOR, OHIO

Year	ERA	W-L	App	GS	CG	SHO	SV	IP	H	R	ER	BB	SO	2B	3B	HR	BF	B/Avg	WP	HBP	BK	SFA	SHA
2021	13.50	1-0	3	0	0	0/0	0	4.0	8	6	6	7	1	2	0	0	25	.471	0	0	1	1	0
2022	10.38	0-0	6	0	0	0/0	0	8.2	15	10	10	7	8	1	1	0	49	.395	2	2	0	2	0
TOTAL	10.38	1-0	9	0	0	0/0	0	12.2	23	16	16	14	9	3	1	0	74	.418	2	2	1	3	0

#20 BLAISE SCLAFANI RHP R/R SR. 6-6/200 SOUDERTON, PA.

Year	ERA	W-L	App	GS	CG	SHO	SV	IP	H	R	ER	BB	SO	2B	3B	HR	BF	B/Avg	WP	HBP	BK	SFA	SHA
2019*	4.42	1-0	12	0	0	0/0	0	18.1	12	11	9	19	14	2	0	1	60	.200	2	6	0	3	0
2020*	4.76	0-0	4	0	0	0/0	0	5.2	5	4	3	2	5	0	0	0	20	.250	3	2	0	0	0
2021	18.00	0-0	2	0	0	0/0	0	1.0	2	2	2	4	1	0	0	0	10	.500	2	1	0	1	0
2022	0.00	0-0	4	0	0	0/0	0	1.1	2	1	0	3	1	0	0	1	9	.400	0	1	0	0	0
TOTAL	4.78	1-0	22	0	0	0/0	0	26.1	21	18	14	28	21	2	0	0	99	.368	7	10	0	4	0

*At UMass Lowell

#36 TYLER SHINGLEDECKER LHP R/L SR. 6-3/185 HUNTERSVILLE, N.C.

Year	ERA	W-L	App	GS	CG	SHO	SV	IP	H	R	ER	BB	SO	2B	3B	HR	BF	B/Avg	WP	HBP	BK	SFA	SHA
2019	4.43	1-1	19	2	0	0/1	1	40.2	31	27	20	27	44	8	1	3	185	.207	4	6	0	1	1
2020	0.64	0-0	5	0	0	0/0	0	14.0	3	1	1	2	20	1	0	0	49	.067	1	1	0	0	1
2021	6.00	2-2	16	1	0	0/1	1	27.0	20	21	18	16	38	3	3	2	123	.196	3	4	0	1	0
2022	3.58	5-2	17	3	0	0/1	1	37.2	36	18	15	11	44	5	2	2	161	.247	5	2	0	0	2
TOTAL	4.07	8-5	57	6	0	0/3	3	119.1	90	67	54	56	146	17	6	7	518	.203	13	13	0	2	4

#41 JOSH SPIEGEL C/1B R/R R-JR. 6-3/206 JEANNETTE, PA.

Year	Avg	GP-GS	AB	R	H	2B	3B	HR	RBI	TB	SLG%	BB	HBP	SO	GDP	OB%	SF	SH	SB-ATT	PO	A	E	FLD%	
2019*																								
2020*	.500	3-0	4	0	2	0	0	0	1	2	.500	0	0	1	0	.500	0	0	0-0	7	0	0	1.000	
2021	.261	38-38	134	19	35	10	1	4	22	59	.440	10	2	43	3	.320	1	2	1-1	134	12	4	.973	
2022	.309	45-43	165	25	51	14	2	7	35	90	.545	18	3	47	4	.383	2	0	0-0	254	10	8	.971	
TOTAL	.290	86-81	303	44	88	24	3	11	58	150	.498	28	5	91	7	.357	3	2	1-1	395	22	12	.972	

#30 ANTHONY STEELE LHP/1B/OF L/L FR. 6-4/225 SHELTON, CONN.

Year	ERA	W-L	APP	GS	CG	SHO	SV	IP	H	R	ER	BB	SO	2B	3B	HR	BF	BAA	WP	HBP	BK	SFA	SHA
2022	18.69	0-0	6	1	0	0/0	0	4.1	9	10	9	7	8	0	1	0	34	.391	2	4	0	0	0
TOTAL	18.69	0-0	6	1	0	0/0	0	4.1	9	10	9	7	8	0	1	0	34	.391	2	4	0	0	0

Year	Avg	GP-GS	AB	R	H	2B	3B	HR	RBI	TB	SLG%	BB	HBP	SO	GDP	OB%	SF	SH	SB-ATT	PO	A	E	FLD%
2022	.247	30-23	81	5	20	1	1	1	7	26	.321	9	1	21	1	.330	0	0	1-1	37	0	3	.925
TOTAL	.247	30-23	81	5	20	1	1	1	7	26	.321	9	1	21	1	.330	0	0	1-1	37	0	3	.925

CAREER STATS

#9 CONNOR THRONEBERRY RHP/IF R/R FR. 6-6/230 ST. LOUIS, MO.

Year	ERA	W-L	APP	GS	CG	SHO	SV	IP	H	R	ER	BB	SO	2B	3B	HR	BF	BAA	WP	HBP	BK	SFA	SHA
2022	-	-	-	-	-	-	-	-	-	-	-	-	-	-	-	-	-	-	-	-	-	-	-
TOTAL	-	-	-	-	-	-	-	-	-	-	-	-	-	-	-	-	-	-	-	-	-	-	-
Year	Avg	GP-GS	AB	R	H	2B	3B	HR	RBI	TB	SLG%	BB	HBP	SO	GDP	OB%	SF	SH	SB-ATT	PO	A	E	FLD%
2022	.333	3-0	3	1	1	0	0	0	0	1	.333	0	0	2	0	.333	0	0	0-0	3	0	0	1.000
TOTAL	.333	3-0	3	1	1	0	0	0	0	1	.333	0	0	2	0	.333	0	0	0-0	3	0	0	1.000

#12 KELLAN TULIO LHP L/L JR. 6-2/215 EMMAUS, PA.

Year	ERA	W-L	App	GS	CG	SHO	SV	IP	H	R	ER	BB	SO	2B	3B	HR	BF	B/Avg	WP	HBP	BK	SFA	SHA
2020*	6.75	0-0	4	0	0	0/0	0	2.2	4	2	2	2	2	0	0	0	13	.364	0	0	1	0	0
2021*	15.43	0-0	4	0	0	0/0	0	2.1	3	4	4	3	1	0	0	0	14	.300	1	1	0	0	0
2022	4.50	2-2	12	8	0	0/0	1	32.0	27	22	16	23	39	5	1	2	150	.227	4	5	0	1	2
TOTAL	5.35	2-2	20	8	0	0/0	1	37.0	34	28	22	28	42	5	1	2	177	.243	5	6	0	1	2

*At Louisville

#14 MATT WOOD C L/R JR. 5-10/190 GIBSONIA, PA.

Year	Avg	GP-GS	AB	R	H	2B	3B	HR	RBI	TB	SLG%	BB	HBP	SO	GDP	OB%	SF	SH	SB-ATT	PO	A	E	FLD%
2020	.314	14-13	51	4	16	1	0	0	5	17	.333	7	1	12	2	.407	0	0	1-1	78	4	2	.976
2021	.295	39-39	139	22	41	10	1	4	21	65	.468	19	3	25	3	.384	3	1	1-5	218	14	4	.983
2022	.414	44-44	157	42	65	12	3	8	44	106	.682	29	5	19	4	.505	5	3	5-8	296	23	8	.976
TOTAL	.352	97-96	347	68	122	23	4	12	70	188	.545	55	9	56	9	.444	8	4	7-14	592	41	14	.978

HEAD COACH ROB COOPER



16

ROB COOPER
MIAMI (FLA.), 1994
OVERALL: 456-468 (17TH YR)
PSU: 170-238 (9TH YR)

Head Coach

The 2022 baseball season is Rob Cooper's ninth as head coach of the Nittany Lion baseball program. Cooper was selected as the 14th head baseball coach in Penn State history on August 9, 2013. Not shy about stating his ultimate goal of returning Penn State to Omaha in June, the Lions have made significant strides under his leadership.

Under his tutelage, 11 players have been drafted and 12 total have signed with MLB teams in the last four seasons with a full draft. However, his strong belief in the first part of the term "student-athlete" is perhaps the top reason he has proven to be an excellent fit at Penn State. Even with state-of-the-art facilities, the chance to take on elite competition and a program history that includes five trips to the College World Series, Cooper cites the value of a Penn State degree as one of the top reasons to play baseball at Penn State.

The Nittany Lions finished the 2021 season with an 18-24 record, playing against exclusively Big Ten opponents. The wins included a 3-2 victory over No. 18 Michigan on March 26 and a series sweep over Michigan State in which Penn State out-scored the Spartans, 39-13. The Nittany Lions also won two series against Rutgers. Penn State scored 10 or more runs in six games, Penn State's most against Big Ten opponents since 2008 (8) and the most in a season since 2016.

Penn State led the Big Ten in doubles (93) and doubles per game (2.21), ranking 10th in the country in doubles per game. The Nittany Lions sat third in the conference in batting average (.269). Penn State hit 34 home runs, its most since 2012, and had five players with four or more homers.

Sophomore Matt Wood collected Second Team All-Big Ten honors, batting .295 with four homers and 21 RBI. Wood became the fifth All-Big Ten selection under Cooper. Senior Gavin Homer led the Nittany Lions with a .310 batting average, a .429 on-base percentage and tied with Johnny Piacentino for the team-lead in runs (30). Junior Justin Williams hit .302 and paced Penn State with 48 hits. Piacentino led the squad with eight homers and 32 RBI to go with a team-best .525 slugging percentage.

Senior Kyle Virbitsky paced the Penn State rotation with a 4.17 ERA, five wins, 77.2 innings pitched and 88 strikeouts. Virbitsky ranked seventh in the Big Ten in strikeouts and third in strikeout-to-walk ratio (4.40). His 88 strikeouts are tied for the 10th-most in a season at Penn State. Senior Conor Larkin earned three wins and 69 strikeouts in 63.2 innings and fellow senior Bailey Dees was responsible for four wins and 53 strikeouts in 66 innings.

The Nittany Lions continued their success in the classroom with a program-record 19 players earning Academic All-Big Ten accolades.

Penn State had four players drafted from the 2021 squad. Larkin was selected in the ninth round (272nd overall) by the Toronto Blue Jays. Williams was a 17th round selection (508th overall) by the Houston Astros and Kyle Virbitsky followed, being selected 518th overall by the Oakland A's. Bailey Dees was drafted in the 18th round (543rd overall) by the New York Yankees. All three members of the starting rotation were drafted, making Penn State one of only four schools to accomplish that in 2021.

It marked the third time in program history that Penn State had four or more players selected in a single year and the second time that Penn State had three pitchers selected in a draft. The Nittany Lions have had eight pitchers drafted since 2016. The four selections were double of any other Pennsylvania school and three of the draftees are Pennsylvania natives.

Penn State was off to a 10-5 start in 2020 before the COVID-19 pandemic canceled the remainder of the season. Penn State was among the conference leaders offensively, ranking second in on-base percentage (.394), slugging (.422), triples (7), doubles (30), third in batting average (.289) and walks (77), and fourth in scoring (6.7 runs/game) and runs (100). On the mound, Penn State ranked sixth in the NCAA with a 1.01 WHIP and also eighth with a 2.16 team ERA. The Nittany Lions also ranked 15th with 6.33 hits allowed per nine innings and 18th with a 3.63 strikeout-to-walk ratio.

Penn State baseball's trip to Cuba prior to the 2016 season is perhaps the best example of Cooper's commitment to the first part of the "student-athlete" term. The Nittany Lions attended academic lectures and toured Havana, becoming the first NCAA Division I team to compete against a Cuban National Series team, the first U.S. team at any level to defeat a Cuban National Series team, the first U.S. baseball team to play in Cuba since restoration of diplomatic ties with Cuba, the second NCAA team to play in Cuba since restoration of diplomatic ties (Coastal Carolina men's basketball, August 2015) and the fifth NCAA Division I baseball team to compete in post-revolutionary Cuba. The harmony between academics and athletics was on full display, as multiple Penn State professors and a group of journalism students also joined the travel party.

The rare, once-in-a-lifetime experience helped bring a young Penn State team together, and the Lions went on to earn their first winning record (overall and in conference) since 2012. The starting lineup included at least three freshmen in all but six games and five to six freshmen in 19 games, and took on nine eventual NCAA tournament teams, including a three-game series at home against College World Series participant TCU. The Lions' 28 wins were a 10-win improvement over the previous season, and its 12 Big Ten wins doubled the 2015 total. Haley and Anderson were the first drafted out of Penn State since 2012, and Anderson and senior outfielder Greg Guers became the program's first All-Big Ten picks also since 2012. Pitcher Justin Hagenman became Penn State's first Louisville Slugger Freshman All-American since 1997.

Shortly after Cooper accepted the PSU head coaching position in 2014, the California native traveled to Taichung, Taiwan to serve as the head coach of USA Baseball's 18U National Team at the IBAF U18 World Cup. Cooper steered Team USA to an 8-1 record in World Cup play, including seven consecutive victories to win the gold medal.

Not long after the triumph in Taiwan, Cooper received one of the highest honors bestowed in the profession, as he was announced as the Rod Dedeaux USA Baseball Coach of the Year. With the honor, Cooper became just the 16th individual in the award's history to receive the accolade, joining the likes of Scott Brosius, Davey Johnson and Tommy Lasorda.

Cooper was also a member of the coaching staff for the 2007 and 2009 USA College National teams. The 2007 team earned a silver medal at the Pan Am Games in Rio de Janeiro, Brazil. Fourteen of the 20 players on the 2007 team reached the Major Leagues, including 2013 All-Star Pedro Alvarez. Fourteen of the 22 members of the 2009 team also reached the Major Leagues, including three-time All-Star Gerrit Cole.

Cooper brought an accomplished resume to Penn State that included three NCAA Tournament appearances as a head coach at Wright State and five more at various stops as an assistant coach, including two trips to the College World Series with Miami (Florida). Cooper was twice named the Horizon League Coach of the Year and guided Wright State to three league tournament championships and two regular-season championships after the team suffered six losing seasons in the seven years before his arrival.

Cooper began his coaching career at national power Miami, spending two seasons (1994-95) as a student/graduate assistant on the Hurricanes' staff. While at Miami, Cooper helped the Hurricanes to College World Series berths in 1994 and 1995. Cooper spent the 1996 season as an assistant and team academic coordinator at Wake Forest, then moved on to Tulane for the next two seasons, serving as the Green Wave's hitting coach. In 1997, the Green Wave won the Conference USA regular-season crown, and in 1998, they advanced to the NCAA Tournament. Cooper left Tulane following the 1998 season and returned to Sacramento City College, where he starred in the early 1990's before lettering at Miami in 1993.

Along with his college coaching experience, Cooper also was an associate scout for the Los Angeles Dodgers from 1990-92 and has been selected to four coaching stints with USA Baseball in 2000, 2007, 2009 and 2013.

Cooper earned his bachelor's degree in psychology from Miami in 1994 and a master's in sports sciences/administration from Miami in 1996. He is married to his wife, Maureen, and has two sons, Jake and Tyson, who are both current members of the Penn State baseball team.

OVERALL STATS

The Automated ScoreBook
 Overall Statistics for Penn State (as of May 10, 2022)
 (All games Sorted by Batting avg)

Record: 23-22 Home: 13-7 Away: 5-10 Neutral: 5-5 Conference: 10-8

Player	avg	gp-gs	ab	r	h	2b	3b	hr	rbi	tb	slg%	bb	hp	so	gdp	ob%	sf	sh	sb-att	po	a	e	fld%
14 Wood, Matt	.414	44-44	157	42	65	12	3	8	44	107	.682	29	5	19	4	.505	5	3	5-8	296	23	8	.976
1 Harry, Jay	.339	44-43	177	32	60	8	2	5	24	87	.492	12	5	22	0	.395	1	0	4-7	52	133	6	.969
41 Spiegel, Josh	.309	45-43	165	25	51	14	2	7	35	90	.545	18	3	47	4	.383	2	0	0-0	254	10	8	.971
22 Piacentino, Johnny	.275	31-31	120	14	33	6	3	2	22	51	.425	12	3	29	4	.348	3	1	1-1	49	0	1	.980
3 Bartels, Cole	.269	45-45	171	33	46	7	0	2	19	59	.345	23	9	18	2	.379	3	0	3-4	214	10	2	.991
2 Hannon, Kyle	.261	26-24	92	12	24	5	1	1	10	34	.370	6	2	21	3	.320	0	0	4-4	23	53	11	.874
7 Pittaro, C.J.	.250	27-22	76	14	19	3	0	0	10	22	.289	10	1	20	1	.345	0	0	1-2	15	32	5	.904
30 Steele, Anthony	.247	28-22	81	5	20	1	1	1	7	26	.321	9	1	21	1	.330	0	0	1-1	37	0	3	.925
35 Gerlott, Billy	.224	44-41	152	19	34	7	2	4	22	57	.375	16	5	43	6	.314	2	0	4-6	56	3	0	1.000
40 Kailher, Ben	.214	27-20	70	11	15	1	0	0	2	16	.229	15	2	16	0	.368	0	0	5-7	23	50	4	.948
13 Kelley, Tayven	.205	41-38	151	17	31	6	3	0	17	43	.285	6	1	57	4	.241	0	0	1-2	83	2	5	.944
9 Throneberry, Connor	.333	3-0	3	1	1	0	0	0	0	1	.333	0	0	2	0	.333	0	0	0-0	3	0	0	1.000
19 Cease, Derek	.238	32-18	63	13	15	2	0	0	5	17	.270	12	0	13	1	.360	0	0	3-3	29	55	6	.933
4 Cooper, Tyson	.118	17-10	34	3	4	0	0	0	0	4	.118	6	0	6	1	.250	0	2	0-2	52	12	2	.970
23 Cooper, Jake	.000	8-4	14	0	0	0	0	0	0	0	.000	0	0	6	0	.000	0	1	0-0	1	10	1	.917
15 Franks, Brendan	.000	8-0	4	0	0	0	0	0	0	0	.000	1	0	1	1	.200	0	0	0-0	0	0	0	.000
46 Burke, Noah	.000	5-0	4	0	0	0	0	0	0	0	.000	1	1	3	0	.333	0	0	0-0	0	0	0	.000
34 Paltridge, Richie	.000	1-0	1	0	0	0	0	0	0	0	.000	0	0	1	0	.000	0	0	0-0	1	0	0	1.000
Totals	.272	45	1535	241	418	72	17	30	217	614	.400	176	38	345	32	.358	16	7	32-47	1203	451	69	.960
Opponents	.273	45	1574	292	430	65	20	19	248	592	.376	206	50	426	32	.372	13	27	53-63	1180	456	47	.972

LOB - Team (351), Opp (375). DPs turned - Team (35), Opp (34). IBB - Team (5), Wood, M. 5, Opp (2). Picked off - Hannon, K. 1, Pittaro, CJ 1, Cease, D. 1, Kelley, T. 1.

(All games Sorted by Earned run avg)

Player	era	w-l	app	gs	cg	sho	sv	ip	h	r	er	bb	so	2b	3b	hr	b/avg	wp	hp	bks	sfa	sha
24 Henline, Jaden	4.14	2-2	14	5	1	0/1	3	50.0	54	30	23	13	50	13	3	3	.277	5	2	0	1	2
33 Luensmann, Travis	4.80	2-2	12	10	0	0/0	1	54.1	58	36	29	28	64	2	3	3	.274	4	4	0	3	5
49 DeMell, Ben	0.00	0-0	1	0	0	0/0	0	1.2	1	0	0	3	2	0	0	0	.167	0	1	0	0	0
20 Sclafani, Blaise	0.00	0-0	4	0	0	0/0	0	1.1	2	1	0	3	1	0	0	1	.400	0	1	0	0	0
19 Cease, Derek	0.00	0-0	1	0	0	0/0	0	1.0	1	1	0	3	1	0	0	0	.250	0	0	0	0	0
36 Shingledecker, Tyler	3.58	5-2	17	3	0	0/1	1	37.2	36	18	15	11	44	5	2	2	.247	5	2	0	0	2
37 Morales, Jordan	4.31	3-0	22	0	0	0/0	0	31.1	35	20	15	9	48	5	1	2	.278	4	2	3	0	3
29 Kohls, Carson	4.44	1-0	13	1	0	0/0	0	24.1	24	16	12	15	21	1	2	0	.273	3	4	0	0	2
18 Mellott, Mason	4.50	3-4	17	4	0	0/1	2	36.0	33	21	18	15	28	4	2	2	.241	5	3	0	1	5
12 Tulio, Kellan	4.50	2-2	12	8	0	0/0	1	32.0	27	22	16	23	39	5	1	2	.227	4	5	0	1	2
21 Miller, Steven	4.59	3-2	17	2	0	0/0	1	33.1	38	18	17	12	29	5	1	1	.288	3	3	0	1	0
25 Renner, Chase	5.40	2-2	10	1	0	0/0	1	13.1	11	8	8	12	17	4	0	0	.234	4	1	0	0	2
27 Molsky, Tommy	7.21	0-6	13	10	0	0/0	1	43.2	53	47	35	19	39	11	2	3	.288	7	9	0	2	2
31 Partridge, Ryan	7.79	0-0	17	0	0	0/0	0	17.1	19	15	15	14	17	5	1	0	.284	3	4	0	2	1
11 Rogers, Chad	10.38	0-0	6	0	0	0/0	0	8.2	15	10	10	7	8	1	1	0	.395	2	2	0	2	0
17 Gregory, Seneca	10.80	0-0	6	0	0	0/0	0	6.2	10	9	8	4	7	2	0	0	.345	1	2	0	0	1
10 Folds, Tanner	14.73	0-0	6	0	0	0/0	0	3.2	2	7	6	6	3	1	0	0	.154	1	1	0	0	0
30 Steele, Anthony	18.69	0-0	6	1	0	0/0	0	4.1	9	10	9	7	8	0	1	0	.391	2	4	0	0	0
8 DeMarco, Patrick	81.00	0-0	1	0	0	0/0	0	0.1	2	3	3	2	0	1	0	0	.667	1	0	0	0	0
Totals	5.36	23-22	45	45	1	1/1	11	401.0	430	292	239	206	426	65	20	19	.273	54	50	3	13	27
Opponents	4.76	22-23	45	45	0	2/2	8	393.1	418	241	208	176	345	72	17	30	.272	40	38	13	16	7

PB - Team (11), Wood, M. 5, Cooper, T. 4, Spiegel, J. 2, Opp (8). Pickoffs - Team (5), Kohls, C. 2, Miller, S. 1, Luensmann, T 1, Mellott, M. 1, Opp (3). SBA/ATT - Wood, M. (40-47), Spiegel, J. (12-13), Luensmann, T (8-10), Tulio, K. (8-8), Miller, S. (5-6), Kohls, C. (5-6), Mellott, M. (5-5), Molsky, T. (5-5), Henline, J. (2-4), Shingledeck (4-4), Rogers, C. (3-3),

CONFERENCE STATS

The Automated ScoreBook
 Conference statistics for Penn State (as of May 09, 2022)
 (Conference games only Sorted by Batting avg)

Record: 10-8 Home: 6-3 Away: 4-5 Conference: 10-8

Player	avg	gp-gs	ab	r	h	2b	3b	hr	rbi	tb	slg%	bb	hp	so	gdp	ob%	sf	sh	sb-att	po	a	e	fld%	
14 Wood, Matt	.478	18-18	67	15	32	6	2	4	23	54	.806	9	1	7	0	.512	5	2	2-4	159	13	2	.989	
1 Harry, Jay	.377	18-18	77	17	29	5	2	4	9	50	.649	2	2	11	0	.402	1	0	0-2	27	54	2	.976	
7 Pittaro, C.J.	.308	12-11	39	8	12	2	0	0	4	14	.359	5	0	9	1	.386	0	0	0-0	7	16	3	.885	
41 Spiegel, Josh	.286	18-17	70	11	20	5	1	4	19	39	.557	5	2	20	0	.346	1	0	0-0	66	1	0	1.000	
22 Piacentino, Johnny	.282	18-18	71	10	20	3	2	2	13	33	.465	6	3	20	3	.354	2	0	0-0	31	0	1	.969	
13 Kelley, Tayven	.280	15-12	50	10	14	4	2	0	7	22	.440	3	0	21	0	.321	0	0	1-1	23	1	1	.960	
40 Kailher, Ben	.242	11-9	33	4	8	0	0	0	2	8	.242	5	0	8	0	.342	0	0	1-2	13	24	3	.925	
3 Bartels, Cole	.235	18-18	68	16	16	3	0	1	6	22	.324	10	6	6	2	.376	1	0	1-1	112	5	2	.983	
30 Steele, Anthony	.226	12-8	31	1	7	0	0	0	3	7	.226	4	0	8	1	.314	0	0	0-0	0	0	0	.000	
35 Gerlott, Billy	.188	18-16	64	11	12	2	1	4	11	28	.438	5	1	15	4	.254	1	0	2-2	20	1	0	1.000	
19 Cease, Derek	.182	15-10	33	6	6	1	0	0	3	7	.212	6	0	10	1	.308	0	0	1-1	15	34	5	.907	

2 Hannon, Kyle	.176	4-3	17	3	3	0	0	1	2	6	.353	0	0	4	0	.176	0	0	1-1	0	7	3	.700	
4 Cooper, Tyson	.143	8-4	14	1	2	0	0	0	0	2	.143	2	0	3	0	.250	0	0	0-0	6	7	2	.867	
15 Franks, Brendan	.000	3-0	1	0	0	0	0	0	0	0	.000	0	0	0	1	.000	0	0	0-0	0	0	0	.000	
23 Cooper, Jake	.000	1-0	1	0	0	0	0	0	0	0	.000	0	0	0	0	.000	0	0	0-0	0	0	0	.000	
46 Burke, Noah	.000	1-0	0	0	0	0	0	0	0	0	.000	1	0	0	0	1.000	0	0	0-0	0	0	0	.000	
Totals	.285	18	636	113	181	31	10	20	102	292	.459	63	15	142	13	.357	11	2	9-14	486	195	28	.961	
Opponents	.291	18	642	114	187	33	7	11	95	267	.416	71	22	165	13	.378	6	14	27-35	481	188	18	.974	

LOB - Team (133), Opp (155). DPs turned - Team (14), Opp (14). IBB - Team (4), Wood, M. 4, Opp (2).

(Conference games only Sorted by Earned run avg)

Player	era	w-l	app	gs	cg	sho	sv	ip	h	r	er	bb	so	2b	3b	hr	b/avg	wp	hp	bks	sfa	sha		
33 Luensmann, Travis	2.77	2-0	6	4	0	0/0	1	26.0	23	10	8	10	26	1	0	0	.245	2	3	0	2	3		
36 Shingledecker, Tyler	4.00	2-1	6	1	0	0/0	1	18.0	17	9	8	8	25	3	2	1	.236	5	2	0	0	0		
18 Mellott, Mason	4.19	1-2	8	0	0	0/0	1	19.1	18	10	9	6	15	1	1	2	.237	5	1	0	0	3		
24 Henline, Jaden	5.16	1-1	6	5	1	0/0	0	29.2	37	20	17	9	25	12	2	2	.316	3	2	0	1	2		

20 Sclafani, Blaise	0.00	0-0	1	0	0	0/0	0	0.1	0	0	0	0	1	0	0	0	.000	0	0	0	0	0		
31 Partridge, Ryan	4.50	0-0	4	0	0	0/0	0	4.0	3	2	2	1	4	1	0	0	.200	0	1	0	0	0		
37 Morales, Jordan	5.11	0-0	9	0	0	0/0	0	12.1	18	9	7	4	17	3	0	2	.340	4	0	3	0	2		
12 Tulio, Kellan	5.17	1-1	6	3	0	0/0	1	15.2	16	15	9	13	23	3	1	2	.262	3	4	0	1	1		
29 Kohls, Carson	5.40	0-0	2	0	0	0/0	0	5.0	3	3	3	4	3	0	0	0	.188	0	1	0	0	1		
21 Miller, Steven	5.60	3-1	9	2	0	0/0	0	17.2	23	11	11	7	13	4	0	1	.319	3	1	0	1	0		
25 Renner, Chase	6.75	0-1	3	1	0	0/0	0	4.0	7	3	3	0	3	2	0	0	.412	1	1	0	0	1		
27 Molsky, Tommy	10.12	0-1	3	2	0	0/0	0	8.0	10	10	9	5	7	2	0	1	.323	4	4	0	1	1		
17 Gregory, Seneca	36.00	0-0	1	0	0	0/0	0	1.0	5	4	4	1	1	0	0	0	.714	1	0	0	0	0		
30 Steele, Anthony	40.50	0-0	1	0	0	0/0	0	0.2	2	3	3	2	1	0	0	0	.500	0	2	0	0	0		
11 Rogers, Chad	99.00	0-0	1	0	0	0/0	0	0.1	5	5	5	1	1	1	1	0	.833	2	0	0	0	0		
Totals	5.44	10-8	18	18	1	0/0	4	162.0	187	114	98	71	165	33	7	11	.291	33	22	3	6	14		
Opponents	5.39	8-10	18	18	0	0/0	1	160.1	181	113	96	63	142	31	10	20	.285	16	15	5	11	2		

PB - Team (2), Wood, M. 2, Opp (6). Pickoffs - Team (1), Luensmann, T 1. SBA/ATT - Wood, M. (26-33), Luensmann, T (6-8), Miller, S. (5-5), Tulio, K. (5-5), Mellott, M. (5-5), Henline, J. (2-4), Shingledeck (3-3), Morales, J. (0-2), Renner, C. (0-1), Gregory, S. (0-1), Spiegel, J. (1-1), Molsky, T. (1-1).

RADIO/TV ROSTER



1 Jay Harry
IF, So.



2 Kyle Hannon
IF/OF, So.



3 Cole Bartels
OF/IF, Gr.



4 Tyson Cooper
C/IF, R-So.



5 Carson Ertter
OF, Jr.



6 Joe Nastasi
RHP, So.



7 C.J. Pittaro
IF, So.



9 Connor Throneberry
IF/RHP, Fr.



11 Chad Rogers
RHP, So.



12 Kellan Tulio
LHP, Jr.



13 Tayven Kelley
OF, Jr.



14 Matt Wood
C, Jr.



15 Brenden Franks
IF/RHP, Jr.



17 Seneca Gregory
RHP, Fr.



18 Mason Mellott
RHP, Gr.



19 Derek Cease
IF/RHP, Fr.



20 Blaise Sclafani
RHP, Sr.



21 Steven Miller
RHP, Sr.



22 Johnny Piacentino
OF, Jr.



23 Jake Cooper
IF, Fr.



24 Jaden Henline
RHP, So.



25 Chase Renner
RHP, Fr.



27 Tommy Molsky
RHP, Fr.



28 Hutch Gagnon
LHP, Sr.



29 Carson Kohls
RHP, So.



30 Anthony Steele
LHP/IB/OF, Fr.



31 Ryan Partridge
LHP, Jr.



33 Travis Luensmann
RHP, So.



34 Richie Paltridge
OF/IF, Gr.



35 Billy Gerlott
OF/IF, So.



36 Tyler Shingledecker
LHP, Sr.



37 Jordan Morales
LHP, Jr.



40 Ben Kailher
IF, Jr.



41 Josh Spiegel
C/IB, R-Jr.



46 Noah Burke
OF, Fr.



49 Ben DeMell
RHP/IF, Fr.