

# OHIO STATE MEN'S BASKETBALL

1898 **FIRST SEASON** • 1 **NATIONAL CHAMPIONSHIP** • 10 **NCAA FINAL FOURS** • 14 **SWEET 16 APPEARANCES**  
30 **NCAA APPEARANCES** • 20 **BIG TEN CONFERENCE CHAMPIONSHIPS** • 27 **CONSENSUS ALL-AMERICANS**

## WAYS TO WATCH/LISTEN

**Watch:** BTN (Brandon Gaudin & Nick Bahe)

**Listen:** 97.1 The Fan / OhioStateBuckeyes.com  
(Paul Keels & Ron Stokes)

## 2020-21 SCHEDULE/RESULTS

### NOVEMBER

Mon 1	INDIANAPOLIS (Exh.)	W, 82-46
Tue 9	AKRON	W, 67-66
Fri 12	NIAGARA	W, 84-74
Mon 15	BOWLING GREEN <sup>1</sup>	W, 89-58
Thur 18	at Xavier <sup>2</sup>	L, 65-71
Mon 22	vs. #21/20 Seton Hall <sup>1</sup>	W, 79-76
Wed 24	vs. #23/24 Florida <sup>1</sup>	L, 68-71
Tue 30	#1/1 DUKE <sup>3</sup>	W, 71-66

### DECEMBER

Sun 5	at Penn State*	W, 76-64
Wed 8	TOWSON	W, 85-74
Sat 11	#22/17 WISCONSIN*	W, 73-55
Sat 18	vs. #21/21 Kentucky <sup>4</sup>	Cancelled
Tue 21	TENNESSEE MARTIN	Cancelled
Tue 28	NEW ORLEANS	Cancelled

### JANUARY

Sun 2	at Nebraska*	W, 87-79 (ot)
Thur 6	at Indiana*	L, 51-67
Sun 9	NORTHWESTERN*	W, 95-87
Thur 13	at #13/13 Wisconsin*	L, 68-78
Sun 16	PENN STATE* (BTN)	Noon
Tue 18	IUPUI (BTN)	7:00
Sat 22	NEBRASKA* (BTN)	2:15/4:30
Thur 27	at Minnesota* (ESPN2)	7:00
Sun 30	at Purdue* (CBS)	Noon

### FEBRUARY

Thur 3	IOWA* (FS1)	8:00
Sun 6	MARYLAND* (CBS)	1:00
Wed 9	at Rutgers* (BTN)	7:00
Sat 12	at Michigan* (ESPN/ESPN2)	6:00
Tue 15	MINNESOTA* (BTN)	8:30
Sat 19	INDIANA* (ESPN)	Noon
Thur 24	at Illinois* (FS1)	9:00
Sun 27	at Maryland* (CBS)	4:00

### March

Thur 3	MICHIGAN STATE* (ESPN/ESPN2)	7:00
Sun 6	MICHIGAN* (FOX)	12:30
We-Su. 9-13	Big Ten Tournament <sup>5</sup> (BTN/CBS)	TBA

\* Big Ten Conference game

(1) Fort Myers Tip-Off (Fort Myers, Fla.)

(2) Gavitt Games

(3) Big Ten/ACC Men's Basketball Challenge

(4) CBS Sports Classic (Las Vegas, Nev.)

(5) Big Ten Tournament (Indianapolis, Ind.)

## GAME 15

#16/15 **OHIO STATE** (10-4, 4-2) VS. **PENN STATE** (8-6, 3-3)

Sunday, Jan. 16 • Noon • Columbus, Ohio • Value City Arena



**Head Coach:** Chris Holtmann

11th year overall

5th year at Ohio State

Career Record: 211-133



**Head Coach:** Micah Shrewsberry

3rd year overall

1st year at Penn State

Career Record: 23-54



- Ohio State returns home to start a three-game home stand on Sunday by hosting Big Ten rival Penn State.
- Ohio State officially leads the all-time series with Penn State 39-18, and that includes a 20-5 mark here in Columbus. The Buckeyes have won five of the last six meetings in Columbus dating back to 2015.
- The Buckeyes won the first meeting this season 76-64 on Dec. 5 in State College in the conference opener for each team. Jamari Wheeler was great in his first game against his former team with nine points, eight assists, five rebounds and three steals. Kyle Young was a career-best 4-of-4 from long range and led the team with 16 points.
- Ohio State is looking to sweep the season series with the Nittany Lions for the second consecutive season.
- The Buckeyes next three games will all be at home in the friendly confines of Value City Arena where they are 7-0 on the season. They are one of just two Big Ten teams that are undefeated at home this year, joining Indiana (11-0).
- Ohio State is 4-2 so far in conference play which is fourth in the standings, just one game ahead of Penn State.
- E.J. Liddell has scored in double figures in all 14 games this season and comes in fourth in the conference at 19.9 ppg. He is also second in the conference in blocks per game (3.1) and has recorded multiple blocks in each of the last five games.
- Freshman Malaki Branham has been named Big Ten Freshman of the Week each of the last two weeks. He has scored in double figures each of the last four games after hitting the 10-point mark just once in the first 10 games.
- Jamari Wheeler is playing against his former team for just the second time. He has provided the veteran presence on the ball for the Buckeyes this season, averaging 4.2 assists per game and has a 2.19 assist-to-turnover ratio. He ranks in the Top 10 in the conference in both categories.
- The Buckeyes are averaging 80.6 points per game at home this season compared to 70.6 away from home. They are also shooting over 51 percent from the floor at home and 45 percent on the road or at a neutral site.



**#0 MEECHIE JOHNSON JR.**  
FR • G • 6-2 • 172 • CLEVELAND, OHIO / GARFIELD

PPG	RPG	MPG	BLK	STL	APG	FG%	3FG%	FT%
6.6	1.6	19.7	1	12	1.3	.368	.400	.714

- Missed last game with a facial injury
- Hit game-winning 3-pt vs. Seton Hall
- Career-high 14 pts at Xavier
- Early enrollee in Dec. of 2020
- Played in 17 games in 2021

Season	Highs	Career
14 - 11/18/21	Pts.....14 - 11/18/21	
5 - 11/9/21	Rebs.....5 - 11/9/21	
3 (2x) - 11/18/21	Asts.....3 (2x) - 11/18/21	
4 - 11/15/21	Stls.....4 - 11/15/21	
1 - 12/11/21	Blks.....1 (2x) - 12/11/21	



**#1 JIMMY SOTOS**  
GRAD • G • 6-3 • 200 • ELK GROVE VILLAGE, ILL. / BUCKNELL

PPG	RPG	MPG	BLK	STL	APG	FG%	3FG%	FT%
1.9	0.9	8.8	1	1	1.2	.545	.500	.500

- Transfer from Bucknell
- Played in 12 games in 2020-21 before a shoulder injury
- Has played in 121 career games
- Has over 1 million Tik Tok followers

Season	Highs	Career
6 - 11/22/21	Pts.....24 - 11/13/19	
4 - 11/24/21	Rebs.....8 - 12/29/17	
3 - 11/15/21	Asts.....12 - 12/25/18	
1 - 11/15/21	Stls.....6 - 2/19/19	
1 - 11/22/21	Blks.....2 (4x) - 1/25/20	



**#2 CEDRIC RUSSELL**  
GRAD • G • 6-2 • 190 • ALEXANDRIA, LA. / PEABODY MAGNET/LOUISIANA

PPG	RPG	MPG	BLK	STL	APG	FG%	3FG%	FT%
3.3	0.5	9.8	0	0	0.5	.419	.435	.750

- Huge gm vs. Duke, 12 pts on 3-3 from deep
- Has made 276 career three-pointers
- Transfer from Louisiana where he graduated with a sports management degree
- Averaged 17.2 ppg last season at UL

Season	Highs	Career
12 - 11/30/21	Pts.....34 - 3/7/19	
3 - 11/30/21	Rebs.....8 - 2/22/20	
2 - 1/9/22	Asts.....6 - 1/20/20	
1 - 11/18/21	Stls.....5 - 3/14/19	
1 (2x) - 1/9/22	Blks.....1 (9x) - 2/29/20	



**#3 EUGENE BROWN III**  
SO • G • 6-6 • 195 • CONYERS, GA. / SOUTHWEST DEKALB

PPG	RPG	MPG	BLK	STL	APG	FG%	3FG%	FT%
1.9	1.9	9.9	2	1	0.5	.444	.300	.000

- Career-high 12 pts vs. BGSU
- Three and D guy
- One of the team's better defenders

Season	Highs	Career
12 - 11/15/21	Pts.....12 - 11/15/21	
8 - 11/18/21	Rebs.....8 - 11/18/21	
2 - 11/15/21	Asts.....2 - 11/15/21	
1 - 11/18/21	Stls.....1 (4x) - 11/18/21	
1 (2x) - 1/9/22	Blks.....2 - 12/30/20	



**#10 JUSTIN AHRENS**  
GRAD • G • 6-6 • 195 • VERSAILLES, OHIO / VERSAILLES

PPG	RPG	MPG	BLK	STL	APG	FG%	3FG%	FT%
7.4	3.0	26.8	1	7	1.2	.370	.372	.737

- One of four team captains
- 21 threes away from Top 10 in OSU history
- Has made multiple 3s 10 times this year
- Shooting over 41% from beyond the arc in his career

Season	Highs	Career
17 - 11/22/21	Pts.....29 - 2/26/19	
6 - 11/30/21	Rebs.....7 (3x) - 1/3/21	
3 (3x) - 11/24/21	Asts.....3 (3x) - 11/24/21	
2 - 11/22/21	Stls.....2 (5x) - 11/22/21	
1 - 11/30/21	Blks.....2 (2x) - 3/19/21	



**#14 JUSTICE SUEING**  
SR • F • 6-7 • 215 • HONOLULU, HAWAII / MATER DEI / CAL

PPG	RPG	MPG	BLK	STL	APG	FG%	3FG%	FT%
6.0	3.5	15.0	0	1	0.0	.385	.000	1.000

- One of four team captains
- Julius Erving Small Forward of the Year Watch List
- The team's "Swiss Army Knife" because of his versatility at multiple positions

Season	Highs	Career
10 - 11/12/21	Pts.....27 (2x) - 1/12/19	
4 - 11/12/21	Rebs.....11 (2x) - 2/4/21	
.....	Asts.....6 - 2/28/19	
1 - 11/12/21	Stls.....5 (2x) - 1/27/21	
.....	Blks.....2 (5x) - 1/27/21	



**#22 MALAKI BRANHAM**  
FR • G • 6-5 • 180 • COLUMBUS, OHIO / ST. VINCENT-ST. MARY'S

PPG	RPG	MPG	BLK	STL	APG	FG%	3FG%	FT%
10.4	3.6	25.6	3	10	1.8	.470	.406	.889

- Had a breakout night at Nebraska (1/2), scoring OSU B1G Fresh record 35 pts
- Big Ten Freshman of the Week the last two weeks
- Ohio's Mr. Basketball as a senior in 2021

Season	Highs	Career
35 - 1/2/22	Pts.....35 - 1/2/22	
6 (2x) - 1/2/22	Rebs.....6 (2x) - 1/2/22	
5 - 1/9/22	Asts.....5 - 1/9/22	
3 (2x) - 1/9/22	Stls.....3 (2x) - 1/9/22	
1 (3x) - 1/9/22	Blks.....1 (3x) - 1/9/22	



**#23 ZED KEY**  
SO • F • 6-8 • 245 • BAY SHORE, N.Y. / LONG ISLAND LUTHERAN

PPG	RPG	MPG	BLK	STL	APG	FG%	3FG%	FT%
9.4	5.9	22.6	11	2	0.7	.620	.000	.548

- Breakout game vs. Duke with a career and game-high 20 pts
- Buckeyes are 11-1 when he scores 10 or more in a game
- Had career-high 14 rebs at Neb (1/2)
- Game-winner on opening night vs. Akron

Season	Highs	Career
20 - 11/30/21	Pts.....20 - 11/30/21	
14 - 1/2/22	Rebs.....14 - 1/2/22	
2 (2x) - 1/2/22	Asts.....2 (4x) - 1/2/22	
2 - 1/6/22	Stls.....2 - 1/6/22	
3 - 11/12/21	Blks.....3 (2x) - 11/12/21	



**#24 KALEN ETZLER**  
FR • F • 6-8 • 200 • VAN WERT, OHIO / CRESTVIEW

PPG	RPG	MPG	BLK	STL	APG	FG%	3FG%	FT%
0.0	0.0	0.0	0	0	0.0	.000	.000	.000

- Likely will redshirt this season
- An athletic forward who can play the four position
- Will put on size and strength as the year goes along

Season	Highs	Career
.....	Pts.....	.....
.....	Rebs.....	.....
.....	Asts.....	.....
.....	Stls.....	.....
.....	Blks.....	.....



**#25 KYLE YOUNG**  
GRAD • F • 6-8 • 225 • CANTON, OHIO / JACKSON

PPG	RPG	MPG	BLK	STL	APG	FG%	3FG%	FT%
9.1	5.8	22.0	7	5	1.0	.554	.370	.871

- One of the team's four captains
- Grabbed a career-high 14 rebs vs. Wisc
- Career-high 18 pts vs. Towson
- In his fifth year with the program

Season	Highs	Career
18 - 12/8/21	Pts.....18 (3x) - 12/8/21	
14 - 12/11/21	Rebs.....14 - 12/11/21	
3 - 11/22/21	Asts.....5 - 2/18/21	
2 - 11/15/21	Stls.....2 (7x) - 11/15/21	
1 (76x) - 1/9/22	Blks.....2 (8x) - 3/6/21	



**#31 SETH TOWNS**  
GRAD • F • 6-8 • 230 • COLUMBUS, OHIO / NORTHLAND / HARVARD

PPG	RPG	MPG	BLK	STL	APG	FG%	3FG%	FT%
0.0	0.0	0.0	0	0	0.0	.000	.000	.000

- Transfer from Harvard who is in his second season with the program
- Had back surgery in Sept. and is targeting a Dec. return
- Ivy League Player of the Year in 2017-18

Season	Highs	Career
.....	Pts.....31 - 2/2/18	
.....	Rebs.....12 (2x) - 3/10/18	
.....	Asts.....6 - 2/3/18	
.....	Stls.....3 - 2/23/18	
.....	Blks.....4 - 3/13/21	



**#32 E.J. LIDDELL**  
JR • F • 6-7 • 240 • BELLEVILLE, ILL. / WEST

PPG	RPG	MPG	BLK	STL	APG	FG%	3FG%	FT%
19.9	7.1	30.9	43	7	2.6	.508	.389	.758

- Career-high 34 pts vs. NW (1/9) on 5-of-7 from long range
- 44 pts away from 1,000 career pts
- 20+ pts six times this season
- One of team's four captains

Season	Highs	Career
34 - 1/9/22	Pts.....34 - 1/9/22	
18 - 11/30/21	Rebs.....14 (2x) - 11/30/21	
7 - 1/2/22	Asts.....7 - 1/2/22	
3 - 12/5/21	Stls.....3 (2x) - 3/14/21	
8 - 11/18/21	Blks.....8 - 11/18/21	



**#42 HARRISON HOOKFIN**  
SR • F • 6-6 • 195 • LEBANON, OHIO / LEBANON

PPG	RPG	MPG	BLK	STL	APG	FG%	3FG%	FT%
0.0	0.5	2.0	0	0	0.0	.000	.000	.000

- Team's only walk-on
- One of the most fit players on the team
- A workout warrior
- A biology major in his fourth year with the program

Season	Highs	Career
.....	Pts.....4 - 11/25/20	
1 - 11/15/21	Rebs.....3 - 12/30/20	
.....	Asts.....	
.....	Stls.....1 - 11/29/19	
.....	Blks.....	



**#50 JOEY BRUNK**  
GRAD • C • 6-11 • 255 • INDIANAPOLIS, IND. / SOUTHPORT/BUTLER/INDIANA

PPG	RPG	MPG	BLK	STL	APG	FG%	3FG%	FT%
1.4	1.1	5.8	2	1	0.3	.700	.000	.750

- Is 7-of-10 from the floor this year
- 4-year player -- played at Butler for Holtmann as a Fr. before transferring to Indiana
- Played in all 32 games, making 31 starts, at Indiana as a redshirt-junior in 2019-20

Season	Highs	Career
6 - 1/6/22	Pts.....20 - 1/9/19	
5 - 11/15/21	Rebs.....14 - 12/21/19	
3 - 11/15/21	Asts.....4 (2x) - 11/25/19	
1 - 1/6/22	Stls.....2 (2x) - 11/20/19	
1 (2x) - 11/24/21	Blks.....2 (2x) - 1/18/20	



**#55 JAMARI WHEELER**  
GRAD • G • 6-1 • 170 • LIVE OAK, FLA. / THE ROCK SCHOOL/PENN ST.

PPG	RPG	MPG	BLK	STL	APG	FG%	3FG%	FT%
7.2	3.6	30.2	0	24	4.2	.474	.341	.923

- Had a great return to PSU on Dec. 5, registering multiple season-highs
- Transfer from Penn State
- Two-time Big Ten All-Defensive Team
- Led B1G in steals per game the last 2 years

Season	Highs	Career
16 - 1/2/22	Pts.....19 - 3/10/21	
8 - 1/9/22	Rebs.....9 - 2/14/21	
8 - 12/5/21	Asts.....9 - 3/10/19	
5 - 1/9/22	Stls.....6 - 12/17/17	
.....	Blks.....2 - 1/19/18	



**CHRIS HOLTSMANN**  
TAYLOR, 1994

Record at Ohio State	Overall Coaching Record
97-48 (5th season)	211-133 (11th season)

- Three-time Naismith National Coach of the Year Finalist (2015, 2018, 2021)
- Big Ten Coach of the Year (2018)
- Big South Coach of the Year (2013)
- Big East Coach of the Year (2017)
- Has won 20+ games each of the last eight seasons
- 6 NCAA Tournament appearances
- His 87 wins over 1st 4 years were 3rd-most behind Thad Matta and Fred Taylor

**2021-22 ROSTER BREAKDOWN**

**BY CLASS**

**Graduates (6)**

Joey Brunk  
Cedric Russell  
Jimmy Sotos  
Seth Towns  
Jamari Wheeler  
Kyle Young

**Seniors (3)**

Justin Ahrens  
Harrison Hookfin  
Justice Sueing

**Juniors (1)**

E.J. Liddell

**Sophomores (2)**

Eugene Brown III  
Zed Key

**Freshman (3)**

Malaki Branham  
Kalen Etzler  
Meechie Johnson, Jr.

**BY STATE**

**Ohio (7)**

Justin Ahrens  
Malaki Branham  
Kalen Etzler  
Harrison Hookfin  
Meechie Johnson, Jr.  
Seth Towns  
Kyle Young

**Florida (1)**

Jamari Wheeler

**Georgia (1)**

Eugene Brown III

**Hawaii (1)**

Justice Sueing

**Illinois (2)**

E.J. Liddell  
Jimmy Sotos

**Indiana (1)**

Joey Brunk

**Louisiana (1)**

Cedric Russell

**New York (1)**

Zed Key

No.	Name	Pos.	Ht.	Wt.	Cl.	Hometown	H.S./Last School
0	Meechie Johnson Jr.*	G	6-2	172	Fr.	Cleveland, Ohio	Garfield Heights
1	Jimmy Sotos*	G	6-3	200	Grad.	Elk Grove Village, Ill.	Conant / Bucknell
2	Cedric Russell	G	6-2	190	Grad.	Alexandria, La.	Peabody Magnet / Louisiana
3	Eugene Brown III*	G	6-6	195	So.	Conyers, Ga.	Southwest DeKalb
10	Justin Ahrens***	F	6-6	195	Sr.	Versailles, Ohio	Versailles
14	Justice Sueing*	F	6-6	210	R-Sr.	Honolulu, Hawaii	Mater Dei / California
22	Malaki Branham	G	6-5	180	Fr.	Columbus, Ohio	St. Vincent-St. Mary's
23	Zed Key*	F	6-8	245	So.	Bay Shore, N.Y.	Long Island Lutheran
24	Kalen Etzler	F	6-8	200	Fr.	Van Wert, Ohio	Crestview
25	Kyle Young****	F	6-8	225	Grad.	Canton, Ohio	Jackson
31	Seth Towns*	F	6-8	230	Grad.	Columbus, Ohio	Northland / Harvard
32	E.J. Liddell**	F	6-7	240	Jr.	Belleville, Ill.	West
42	Harrison Hookfin***	F	6-6	195	Sr.	Lebanon, Ohio	Lebanon
50	Joey Brunk	C	6-11	255	Grad.	Indianapolis, Ind.	Southport H.S. / Butler / Indiana
55	Jamari Wheeler	G	6-1	170	Grad.	Live Oak, Fla.	The Rock School / Penn State

\* denotes letters earned at Ohio State

**SOCIAL MEDIA ROSTER**

No.	Name	Twitter	Instagram	TikTok
0	Meechie Johnson Jr.	MeechieJohnson0	meechie.1	meechie.1
1	Jimmy Sotos	SotosShow4	jsotos1	jimmysotos4
2	Cedric Russell	CeddypDaChief	ceddyp0	ceddyp00
3	Eugene Brown III	eugenebrown3_	eugenebrown3_	eugenebrown3_
10	Justin Ahrens	ahrensjustin12	_justinahrens	
14	Justice Sueing	JusticeSueing	justicesueing	justicesueing
22	Malaki Branham	MalakiBranham	malakibranham_	malaki22
23	Zed Key	iamzedkey	iamzedkey	iamzedkey
24	Kalen Etzler	kalen_etzler24	kalenetzler	
25	Kyle Young	kyle_young25	kyle.young25	kyle.young25
31	Seth Towns	219setty	219setty	219setty
32	E.J. Liddell	EasyE2432	ejliddell	ejliddell
42	Harrison Hookfin	harrisonhookfin	harrisonhookfin	
50	Joey Brunk	JoeyBrunk	joeibrunk	joeibrunk
55	Jamari Wheeler	Jamariwheeler5	jamari_kingwheeler5	jamariwheeler5

**COACHES AND STAFF**

Chris Holtmann, Head Coach  
Ryan Pedon, Assistant Coach  
Jake Diebler, Assistant Coach  
Tony Skinn, Assistant Coach

David Egelhoff, Director of Basketball Operations  
Mike Netti, Special Assistant to the Head Coach  
Brad Watson, Athletic Trainer  
Quadrian Banks, Strength and Conditioning Coach  
Terence Dials, Director of Professional Development  
Kyle Davis, Video Coordinator  
Robbie Rucki, Program Assistant  
John McCausland, Program Assistant

**PRONUNCIATION GUIDE**

**Players**

Justin Ahrens.....	ARRNS
Kalen Etzler .....	KAY-lin
E.J. Liddell .....	lih-DELL
Malaki Branham .....	MAL-uh-kye BRAN-umm
Justice Sueing.....	SUE-ing

**Coaches**

Quadrian Banks.....	KWAY-dree-un
Jake Diebler .....	DEEB-ler

**MAJORS**

Justin Ahrens.....	Hospitality Management
Malaki Branham .....	Sport Industry
Eugene Brown III .....	Business
Joey Brunk .....	Criminal Justice Administration
Kalen Etzler .....	University Exploration
Harrison Hookfin .....	Biology
Meechie Johnson Jr. ....	Marketing
Zed Key .....	University Exploration
E.J. Liddell .....	Journalism
Cedric Russell.....	Sport Industry
Jimmy Sotos .....	Sport Management
Justice Sueing .....	Psychology
Seth Towns .....	Sport Management
Jamari Wheeler .....	Sports Coaching
Kyle Young.....	Sport Management

**PLAYERS BY HEIGHT**

Joey Brunk .....	6-11
Kalen Etzler, Zed Key, Seth Towns, Kyle Young.....	6-8
E.J. Liddell .....	6-7
Justin Ahrens, Eugene Brown III, Justice Sueing.....	6-6
Harrison Hookfin	
Malaki Branham .....	6-5
Jimmy Sotos .....	6-3
Meechie Johnson, Jr., Cedric Russell.....	6-2
Jamari Wheeler .....	6-1

**UNIVERSITY AT A GLANCE**

Name of School ..... The Ohio State University  
 City (Pop.) ..... Columbus, Ohio (1.7 m)  
 Founded ..... 1870  
 Enrollment ..... 57,466  
 Nickname ..... Buckeyes  
 School Colors . Scarlet (PMS 200) & Gray (PMS 429)  
 Mascot ..... Brutus Buckeye  
 Primary Arena Name ..... Value City Arena (19,049)  
 Affiliation ..... NCAA Division I  
 Conference ..... Big Ten Conference  
 President ..... Dr. Kristina M. Johnson  
 AD & Associate Vice President ..... Eugene Smith  
 Alma Mater, Year ..... Notre Dame, 1977  
 Associate AD/SWA ..... Janine Oman  
 Ticket Office Phone ..... 614-292-2624 or  
 ..... 1-800-GO-BUCKS

**BASKETBALL HISTORY**

First Year of Basketball..... 1898  
 All-Time Record (Years)\* ..... 1,740-1,117 (123rd season)  
 NCAA Appearances ..... 30  
 NCAA Record ..... 51-29 (30)  
 National Championships..... 1 (1960)  
 National Runners-up ..... 4  
 NCAA Final Fours..... 10  
 NCAA Elite Eights..... 14  
 NCAA SWEET 16s..... 14  
 NIT Appearances ..... 9  
 NIT Record..... 19-8  
 NIT Championships ..... 2  
 NIT Runner-up..... 1  
 Big Ten Conference Season ..... 109th  
 All-Time Big Ten Regular Season Record\* ..... 829-734  
 Big Ten Championships ..... 20  
 Outright Big Ten Titles..... 13  
 Big Ten Tournament Title Game Appearances ..... 9  
 Big Ten Tournament Titles..... 4  
 Big Ten Tournament Record..... 30-16

*\*The NCAA vacated 113 games (82-31) between 1998-99 and 2001-02*

**BASKETBALL STAFF**

Head Coach ..... Chris Holtmann  
 Alma Mater, Year ..... Taylor (Ind.), 1994  
 Assistant Coaches ..... Ryan Pedon (Wooster, 2000)  
 ..... Jake Diebler (Valparaiso, 2009)  
 ..... Tony Skinn (George Mason, 2006)  
 Director of Basketball Operations..... David Egelhoff  
 Director of Professional Development..... Terence Dials  
 Special Assistant to the Head Coach..... Mike Netti  
 Coordinator, Recruiting & Operations..... Kyle Davis  
 Graduate Assistant..... Greg Oden  
 Program Assistant..... Robbie Rucki  
 Program Assistant..... John McCausland  
 Strength/Conditioning..... Quadrian Banks  
 Athletic Trainer..... Brad Watson  
 Team Physician ..... Dr. Grant Jones  
 Equipment Manager..... Eric Buchanan  
 Athletic Academic Counselor..... Megan Leitnaker  
 Athletic Administrator..... Dan Cloran

**RADIO INFORMATION**

Radio Station ..... 97.1 FM The Fan  
 Radio Contact Person ..... Skip Motic  
 Phone ..... 614-460-3850  
 Play-by-Play Announcer ..... Paul Keels  
 Analyst..... Ron Stokes

**ATHLETICS COMMUNICATIONS**

Men's Basketball Contact..... Gary Petit  
 E-mail: ..... petit.38@osu.edu  
 Work: ..... 614-292-3270  
 Cell: ..... 740-516-4370  
 Website: ..... www.OhioStateBuckeyes.com

**JAMARI WHEELER SHINES IN RETURN TO STATE COLLEGE**

- Graduate transfer Jamari Wheeler certainly enjoyed his trip back to State College on Dec. 5.
- The Penn State graduate played in all 127 games for the Nittany Lions over the previous four seasons and wouldn't you know it, the first Big Ten game this season was at Penn State.
- Amid the boos (and some cheers), Wheeler shined. He set then season-highs in points (9), rebounds (5), assists (8), steals (3) and minutes played (37).

**DECIDED AT THE BUZZER**

- The Buckeyes have played three games this season that have been decided by a shot in the final seconds.
- OSU beat Akron with a lay-in at the horn by Zed Key.
- Meechie Johnson Jr. lifted the Buckeyes past No. 21 Seton Hall on a three-pointer with two seconds left in the first game of the Rocket Mortgage Fort Myers Tip-off.
- Two nights later, Florida turned the tables with a running, pull-up three-pointer at the buzzer to steal a 71-68 victory in the championship game.
- This doesn't include the games against Xavier (11/18) and then No. 1 Duke (11/30) that were both one-possession games with less than 20 seconds to play.
- It also doesn't include the 8-point overtime win at Nebraska (1/2) where the Buckeyes erased a 5-point deficit in the final 30 seconds of regulation.

**LIDDELL HAS RARE NIGHT VS. NORTHWESTERN**

- After making just five combined shots in the first two games back from the three-week break, junior E.J. Liddell got back on track in a big way vs. Northwestern.
- He hit his first six shots of the game, including five three-pointers, and had 17 points in the first five minutes.
- Liddell finished the game with a career-high 34 points on a career-best 5-of-7 from long range. He also blocked five shots.
- He is the only player in college basketball over the last 15 years to score 30 points, hit five three-pointers and block five shots.
- He is also the only player in school history with five three-pointers and five blocks in the same game.

**E.J. LIDDELL - DOING IT ALL**

- E.J. Liddell has been one of the best players in the country this season.
- He is averaging 19.9 points, 7.1 rebounds, 3.1 blocks and 2.6 assists per game.
- He has been in double-figures in every game and has posted six 20-point games.
- He has blocked multiple shots in a game 10 times and has also dished-out three or more assists in a game seven times
- He is fourth in the conference in points per game (19.9)
- He is second in the conference and 20th nationally in blocked shots per game at 3.1

- Liddell has shot 95 free throws and made 72 on the season. Both totals are in the Top 25 nationally.

**BRANHAM BACK-TO-BACK BIG FRESHMAN OF THE WEEK**

- Malaki Branham was named the Big Ten Freshman of the Week in back-to-back weeks on Jan. 3 and Jan. 10 after his performances against Nebraska, Indiana and Northwestern.
- He is the first Buckeye to earn Big Ten Freshman of the Week honors in back-to-back weeks since DeAngelo Russell won the award in the first two weeks of February in 2015.
- Branham scored a career-high 35 points on 6-of-10 from long range in the win at Nebraska and then followed that by leading the team with 13 points at Indiana. Against Northwestern, he scored 24 points on 13-of-14 shooting from the free throw line and also dished-out a career-high five assists.

**BRANHAM BREAKS OUT AT NEBRASKA**

- Freshman Malaki Branham had a tough game against Wisconsin and couldn't wait to get back out on the court.
- It certainly showed against Nebraska on Jan. 2, as the Columbus native poured in a season-high 35 points on 13-of-19 shooting and 6-of-10 from long range
- The 35 points are the most by an OSU freshman in a Big Ten game and second only to Jared Sullinger who scored 40 vs. IUPUI as a freshman in 2010
- The 35 points also tie Keita Bates-Diop for the most by any OSU player in a Big Ten game since 2000
- Branham's six three-pointers tie an OSU freshman record for the most in a single game. He entered the night just 5-of-15 combined from long range on the season
- His 13 field goals are tied for the second-most by an OSU freshman in a game in program history
- The 35 points are also tied for the second-most in a game by any freshman in the country this season
- He also tied a season-high with six rebounds

**LONG BREAK BETWEEN GAMES**

- The last two seasons playing amidst a global pandemic has brought about a number of firsts.
- This season's 22-day break between games on Dec. 11 and Jan. 2 is Ohio State's longest stretch between games in the same season since the 1943 and 1944 seasons.
- The Buckeyes earned a spot in the NCAA East Regional each of those seasons and had extended breaks between the final game of the regular season and the first game of the regional.
- In 1944, OSU played on Feb. 24 vs. Indiana and then not again until it beat Kentucky 45-37 at Madison Square Garden on March 22. That was a 29-day break.
- In 1943, the Buckeyes had a 27-day break between Feb. 25 and March 24.

**FIRST POINTS / FIRST SUBSTITUTION**

Opponent	1st Pts	How	Time	Opp	1st Sub	Time
Indianapolis	Ahrens	3-pointer	19:41	19:05	Brunk-Key	17:32
AKRON	Key	Lay-in	18:30	19:35	Sueing-Key	14:28
NIAGARA	Key	FT	19:24	19:02	Johnson Jr.-Branham	15:39
BOWLING GREEN	Wheeler	3-pointer	19:40	15:44	Brunk-Key	17:33
at Xavier	Liddell	Lay-in	17:24	19:46	Young-Key	16:54
vs. Seton Hall	Ahrens	3-pointer	19:25	19:47	Key-Brunk	16:13
vs. Florida	Liddell	Jumper	19:09	17:08	Johnson Jr.-Wheeler	14:59
DUKE	Key	Lay-in	17:40	18:43	Young-Key	14:55
at Penn State	Branham	3-pointer	19:41	18:45	Johnson Jr.-Branham	16:24
TOWSON	Key	Jumper	19:06	18:46	Young-Liddell	16:21
WISCONSIN	Liddell	3-pointer	19:20	18:29	Young-Key	15:12
at Nebraska	Branham	3-pointer	18:18	17:58	Johnson Jr.-Branham	14:25
at Indiana	Branham	Lay-in	18:42	19:55	Young-Key	17:12
NORTHWESTERN	Liddell	Jumper	19:34	19:17	Key-Young	14:37
at Wisconsin	Wheeler	Lay-in	18:31	19:43	Young-Key	18:31

**LAST TIME OUT**

#16/15 Ohio State 68

#13/13 Wisconsin 78

Thursday, Jan. 13 in Madison, Wisc.

**RECAPPING THE WISCONSIN GAME**

- Five Buckeyes scored in double figures but No. 13 Wisconsin jumped out to an early lead and held on the rest of the way, beating No. 16 Ohio State, 78-68, inside the Kohl Center.
- E.J. Liddell led the Buckeyes with 18 points, six rebounds and a pair of blocks. Jamari Wheeler had 11 points and a team-high three assists while Kyle Young, Zed Key and Malaki Branham all finished with 10 points.
- Both teams shot the ball relatively well as the Buckeyes were at 50 percent (30-of-60) and Wisconsin shot 47 percent (27-of-58). But the difference came from beyond the arc. Ohio State was just 3-of-19 from distance, it's fewest makes from long range this season while Wisconsin was 10-of-23. The Badgers came into the game shooting less than 30 percent from beyond the arc and averaged just 6.5 threes per game.
- Wisconsin led by 40-27 at halftime as the Badgers were 7-of-13 from long range and the Buckeyes were 0-of-8. Wheeler scored seven of his 11 in the opening half.
- The Buckeyes battled in the second half. Liddell scored 14 of his 18 points in the half and following a Wheeler lay-in and a Key dunk, the Badger lead was just six at 61-55 with under six minutes to play. But an 8-0 Wisconsin run extended the lead back out to 14 at 69-55 and that gave the Badgers the cushion they needed to hold on their fifth conference win of the season.

**BUCKEYES HITTING FROM DEEP**

- Ohio State is averaging 9.3 three-point field goals per game this season which is third in the Big Ten.
- The Buckeyes have seven games this season with 10 or more three-pointer
- They are shooting 39.2 percent from beyond the arc which is third in the conference and in the Top 15 nationally
- The Buckeyes made 16 three-pointers in the overtime win at Nebraska on Jan. 2. The 16 triples tied for the fourth-most in a game in program history

**STARTERS**

1	2	3	4	5
Wheeler	Johnson Jr.	Ahrens	Liddell	Key
Wheeler	Johnson Jr.	Ahrens	Liddell	Key
Wheeler	Branham	Ahrens	Liddell	Key
Wheeler	Branham	Ahrens	Liddell	Key
Wheeler	Branham	Ahrens	Liddell	Brunk
Wheeler	Branham	Ahrens	Liddell	Key
Wheeler	Branham	Ahrens	Liddell	Key
Wheeler	Branham	Ahrens	Liddell	Key
Wheeler	Branham	Ahrens	Liddell	Key
Wheeler	Branham	Ahrens	Liddell	Key
Wheeler	Branham	Ahrens	Liddell	Key

**MILESTONE WATCH**

**Top-10 Career 3-pointers (147) Current Mark**

Justin Ahrens 126

**1,000 Career Points Current Mark**

E.J. Liddell 956

**500 Career Rebounds Current Mark**

E.J. Liddell 409

**400 Career Assists Current Mark**

Jamari Wheeler 391

**1,000 Career Points Current Mark**

Seth Towns 920

**100 Wins at OSU Current Mark**

Chris Holtmann 97

**LIDDELL NAMED B1G PLAYER OF THE WEEK**

- Junior forward E.J. Liddell led the Buckeyes to wins over Towson and No. 22 Wisconsin and was named the Big Ten Player of the Week on Dec. 13.
- Liddell averaged 21.5 points, 8.0 rebounds, 3.5 assists and shot 63.6 percent from the floor. He was also 13-of-15 from the free throw line.
- In the runaway against Wisconsin, he had a game-high 28 points on a career-best 11-of-16 shooting. He was also just one rebound away from a double-double, finishing with nine boards to go along with four assists and two blocks.
- This was the first Player of the Week honor for Liddell.
- The Buckeyes have had just one Player of the Week honoree each of the last three seasons – Kaleb Wesson on 12/24/18, Kaleb Wesson on 11/18/19 and Duane Washington Jr. on 2/22/21.

**AHRENS HUNTS HIS SHOT, AND USUALLY MAKES IT**

- Senior captain Justin Ahrens is the team's three-point specialist. He is constantly hunting his shot and when he gets it, he usually hits it.
- Ahrens is shooting over 40 percent from distance in his career.
- He has made 125 career three-pointers and just 14 shots from inside the arc.
- This season, he has only attempted three shots from two-point range and made one.
- Ahrens and the Buckeyes are 21-3 when he makes three or more three-pointers in a game.

**MISCELLANEOUS STATS**

**GAMES STARTED**

Player	21-22	Career	Streak
Jamari Wheeler	14	97	39
Justice Sueing	-	92	-
Jimmy Sotos	-	79	-
Kyle Young	1	66	-
Cedric Russell	-	60	-
Joey Brunk	2	46	-
Seth Towns	-	45	-
E.J. Liddell	14	42	39
Justin Ahrens	14	35	19
Zed Key	11	12	1
Malaki Branham	13	13	13
Johnson Jr.	1	1	-

**GAMES SCORED IN DOUBLE-FIGURES**

Player	21-22	Career
Cedric Russell	1	68
Justice Sueing	1	64
Seth Towns	-	47
E.J. Liddell	14	45
Jimmy Sotos	-	35
Kyle Young	6	29
Joey Brunk	-	17
Jamari Wheeler	2	15
Justin Ahrens	3	12
Zed Key	7	12
Malaki Branham	5	5
Meechie Johnson Jr.	2	2
Eugene Brown III	1	1

**20-POINT GAMES**

Player	21-22	Career
Cedric Russell	-	19
Seth Towns	-	14
E.J. Liddell	5	13
Justice Sueing	-	12
Jimmy Sotos	-	6
Justin Ahrens	-	1
Joey Brunk	-	1
Zed Key	1	1
Malaki Branham	1	1

**30-POINT GAMES**

Player	21-22	Career
Seth Towns	-	2
Cedric Russell	-	2
Malaki Branham	1	1
E.J. Liddell	1	1

**10-REBOUND GAMES**

Player	21-22	Career
E.J. Liddell	2	7
Justice Sueing	-	7
Joey Brunk	-	6
Seth Towns	-	5
Kyle Young	1	5
Zed Key	1	2

**DOUBLE-DOUBLES**

Player	21-22	Career
E.J. Liddell	2	6
Justice Sueing	-	5
Seth Towns	-	4
Kyle Young	-	3
Joey Brunk	-	2
Zed Key	-	1
Jimmy Sotos	-	1

**WINNING THE OPENING TIP**

Player	21-22
Zed Key	3-8
Joey Brunk	0-2
E.J. Liddell	0-1

Player	Charges Drawn	3-Pt Plays	Dunks	Go-Ahead Threes
Justin Ahrens	-	1-1	-	8
Malaki Branham	-	-	4	5
Eugene Brown III	2	-	2	-
Meechie Johnson Jr.	-	1-1	-	1
Zed Key	-	0-1	16	-
E.J. Liddell	-	5-7	6	5
Cedric Russell	-	-	-	2
Jimmy Sotos	-	-	-	1
Jamari Wheeler	1	-	-	2
Kyle Young	3	7-7	4	1
<b>Total</b>	<b>6</b>	<b>14-17</b>	<b>32</b>	<b>25</b>
<b>Opponent</b>	<b>10</b>	<b>22-30</b>		

**BIG TEN STANDINGS**

(As of Jan. 14, 2021)

TEAM	CONFERENCE	OVERALL	PF-PA	H	A	N	STRK
Illinois	6-0 1.000	13-3 .813	1275-1028	8-1	3-1	2-1	W6
Michigan State	5-0 1.000	14-2 .875	1208-1052	8-0	3-0	3-2	W9
Wisconsin	5-1 .833	14-2 .875	1153-1042	8-1	3-1	3-0	W6
Ohio State	4-2 .667	10-4 .714	1058-986	7-0	2-3	1-1	L1
Purdue	3-2 .600	14-2 .875	1369-1064	9-1	1-1	4-0	W2
Rutgers	3-2 .600	9-6 .600	1034-982	9-1	0-5	0-0	L1
Indiana	3-3 .500	12-4 .750	1198-995	11-0	0-4	1-0	L1
Penn State	3-3 .500	8-6 .571	941-910	6-3	1-2	1-1	W1
Iowa	2-3 .400	12-4 .750	1384-1148	10-1	1-3	1-0	W1
Michigan	1-3 .250	7-7 .500	999-937	4-2	1-4	2-1	L3
Minnesota	1-4 .200	10-4 .714	974-914	5-2	3-2	2-0	L3
Northwestern	1-4 .200	8-6 .571	1101-944	6-3	1-2	1-1	L4
Maryland	1-4 .200	9-7 .563	1146-1103	6-4	1-2	2-1	W1
Nebraska	0-7 .000	6-12 .333	1322-1425	6-6	0-5	0-1	L5

**AHRENS CLOSING IN ON OSU TOP-10**

- Justin Ahrens has made 125 career three-pointers and is nearing the Top-10 in program history.
- He trails Sean Connolly (2001-03) and Ne-shaun Coleman (1996-99) for the tenth spot. They both made 147 three-pointers in their careers.
- Ahrens' career three-point percentage of .404 is currently second in school history behind Doug Etzler's career mark of .446 (107-of-240)

**BUCKEYES OPEN 110<sup>TH</sup> SEASON OF BIG TEN WITH A WIN**

- With the 76-64 victory at Penn State on Dec. 5, the Buckeyes are now 60-47 in league openers
- They are 74-33 in the first conference home game of the season and 40-67 in league road openers.
- Ohio State is 41-20 when the first conference game of the year is at home and 20-27 when opening conference play on the road.
- The Buckeyes also beat Penn State 106-74 in the first conference game of the 2019-20 season in Columbus.

**LIDDELL SWATTED HIS WAY INTO THE RECORD BOOKS**

- In the game at Xavier on Nov. 18, E.J. Liddell did his best to pull the Buckeyes out of an 11-point first-half hole.
- He finished the night with a game-high 17 points to go along with seven rebounds and a career-high eight blocked shots.
- He is just the third Ohio State player in program history with at least 17 points and eight or more blocks in a game.
- Herb Williams had 20 points, 17 rebounds and eight blocks vs. Iowa on Jan. 7, 1978.
- Brad Sellers did it in an NCAA Tournament game as he had 23 points, 13 rebounds and nine blocks vs. Louisiana Tech on March 24, 1986.

**JOEY BRUNK NETS SEASON-HIGH IN FIRST GAME BACK AT ASSEMBLY HALL**

- Joey Brunk spent two years at Indiana, playing in all 32 games of the 2019-20 season for the Hoosiers.
- He transferred to Ohio State in the summer of 2021 and returned to Indiana for the first time in Jan. 6, 2022.

- The 6-11 center went 2-of-2 from the floor and 2-of-2 from the line to finish with a season-high six points.
- His second bucket gave the Buckeyes an eight-point lead and forced an IU timeout. The smile on his face was a mile wide.

**ONE-POINT GAMES**

- The Buckeyes scored with less than a second remaining to beat Akron 67-66 on opening night.
- That was the 135th one-point game in program history and the Buckeyes are now 73-62 in those games.
- OSU has had just a single one-point game each of the last two seasons and then opened this year with a one-point game.
- Under Holtmann, the Buckeyes are 2-3 in one-point contests.
- OSU has won its last two one-point games. In addition to the win over Akron, the Buckeyes beat No. 4 Michigan 68-67 in the semifinals of the Big Ten Tournament last season.

**KEY WAS THE KEY TO BEATING NO. 1 DUKE**

- Sophomore Zed Key got his body into better shape during the offseason to prepare himself for being ready in the big moments.
- Against No. 1 Duke on Nov. 30, he certainly stepped up and the Buckeyes rode him to the win.
- Key found himself one-on-one in the post most of the night and delivered, to the tune of 8-of-15 shooting for a career-high 20 points.
- His previous high before that night was 14 points.

RECORD BY UNIFORM COLOR	
Home White	5-0
Road Scarlet	2-1
Clark Kellogg era Scarlet	1-1
Jim Jackson era Gray	1-0
Anthracite Gray	1-1
Home White with script Buckeyes	0-1

**NATIONAL POLLS**

**ASSOCIATED PRESS**

(JAN. 10)

Rk.	Team (No. 1 Votes)	Rec.	Pts.
1	Baylor (61)	15-0	1525
2	Gonzaga	12-2	1440
3	UCLA	10-1	1376
4	Auburn	14-1	1193
5	USC	13-0	1152
6	Arizona	12-1	1144
7	Purdue	13-2	1139
8	Duke	12-2	1130
9	Kansas	12-2	1031
10	Michigan State	13-2	1011
11	Houston	14-2	949
12	LSU	14-1	889
13	Wisconsin	13-2	784
14	Villanova	11-4	682
15	Iowa State	13-2	648
<b>16</b>	<b>Ohio State</b>	<b>10-3</b>	<b>510</b>
17	Xavier	12-2	453
18	Kentucky	12-3	438
19	Texas Tech	11-3	373
20	Seton Hall	11-3	342
21	Texas	12-3	282
22	Tennessee	10-4	277
23	Providence	14-2	250
24	Alabama	11-4	237
25	Illinois	11-3	208

Other opponents receiving votes: Indiana 12, Iowa 2

**ESPN/USA TODAY COACHES**

(JAN. 10)

Rk.	Team (No. 1 Votes)	Rec.	Pts.
1	Baylor (32)	15-0	800
2	Gonzaga	12-2	735
3	UCLA	10-1	702
4	Auburn	14-1	615
5	Purdue	13-2	606
6	Arizona	12-1	601
7	USC	13-0	595
8	Duke	12-2	590
9	Michigan State	13-2	558
10	Kansas	12-2	553
11	Houston	14-2	431
12	LSU	14-1	399
13	Wisconsin	13-2	391
14	Villanova	11-4	380
<b>15</b>	<b>Ohio State</b>	<b>10-3</b>	<b>312</b>
16	Iowa State	13-2	305
17	Kentucky	12-3	272
18	Seton Hall	11-3	219
19	Texas Tech	11-3	210
20	Providence	14-2	191
21	Xavier	12-2	190
22	Texas	12-3	154
23	Tennessee	10-4	131
24	Illinois	11-3	108
25	Alabama	11-4	105

Other opponents receiving votes: Indiana 6

**BIG COMEBACK TO BEAT NO. 1 DUKE**

- Ohio State was down 15 points early in the second half against No. 1 Duke on Nov. 30.
- The Buckeyes held Duke to just 7-of-31 shooting (22.6 percent) in the second half and the Blue Devils didn't make a field goal in the final five minutes.
- That allowed the Buckeyes to comeback and take the lead with less than a minute to play and held on for a 71-66 victory.
- That was the first time in 185 games in which Duke lost after leading by 10 or more at half-time (*ESPN Stats and Info*)
- The Blue Devils also don't give up 15-point leads very often.

**BUCKEYES WIN AGAIN IN THE BIG TEN/ACC CHALLENGE**

- Ohio State's win over No. 1 Duke on Nov. 30 bumped the Buckeyes' all-time record in the Big Ten/ACC Challenge to 9-11 in it's 20 appearances.
- The Buckeyes have won their matchup each of the last three seasons.
- OSU trounced another ACC blue-blood North Carolina 74-49 in Chapel Hill in 2019 and then took down Notre Dame 90-85 in South Bend last season.
- This year's meeting was the fourth meeting between Ohio State and Duke in the Big Ten/ACC Men's Basketball Challenge.
- Duke won the first meeting in 2002 in Greensboro, N.C., which was the Buckeyes' first appearance in the annual event. The teams then split the meetings in 2011 and 2012, with each team winning on its home court.
- Chris Holtmann's teams are 3-2 with the wins over Duke, Notre Dame and UNC and losses to Clemson and Syracuse.

**BUCKEYES VS. NO. 1**

- Following it's win over No. 1 Duke on Nov. 30, Ohio State is now 10-11 all time vs. the No. 1 ranked team in the AP poll.
- The Buckeyes are 7-5 at home vs. the No. 1 team. In fact, the last six times OSU has played No. 1, it has been played at Value City Arena.
- Overall, the Buckeyes have won eight of the last 11 meetings with the No. 1 ranked team.
- That streak dates back to a 90-84 overtime victory over No. 1 Duke in the ECAC Holiday Classic in New York on Dec. 29, 1978.
- In the win over Duke, Zed Key led the Buckeyes with a career-high 20 points. E.J. Liddell had a double-double with 14 points and 14 rebounds to go along with a career-high six assists. The Buckeyes erased a 15-point second-half deficit and finished the game on a 14-1 run over the final five minutes.

**OHIO STATE VS. THE AP TOP-10 AND TOP-5**

- Ohio State is 78-139 (.359) all-time vs. teams in the AP Top-10
- The Buckeyes have won seven of the last 11 meetings vs. Top-10 ranked teams dating back to the start of the 2019-20 season
- Against just Top-5 teams, Ohio State is 42-73 (.365) all-time.
- The last win was a 71-66 victory over No. 1 ranked Duke on Nov. 30 of this season.
- The Buckeyes also split a pair of meetings with Top-5 Duke in 2011 and 2012

**20-WIN SEASONS**

- The Buckeyes are one of just three Power 5 programs to win 20 games the last four years, joining Kansas and Oregon.
- Broadening it out to three other conferences, Houston and Memphis from the AAC, Creighton from the Big East and Gonzaga from the WCC have also won 20 games in each of the last four seasons
- Any way you look at it, the Buckeyes are in rare 20-win company

**HOLTMMANN INKS TOP-10 CLASS IN 2022**

- Head coach may not smile a ton on the court during the games but off the court, when looking at his 2022 signing class, he can't help but smile.
- The five-player class includes four-star point guard Bruce Thornton, 6-6 four-star forward Brice Sensabaugh, four-star guard Roddy Gayle Jr., 6-11 four-star center Felix Okpara and one of the top guards in Ohio in Bowen Hardman.
- **Thornton | G | 6-2, 205 | Alpharetta, Ga.** a consensus four-star recruit is ranked No. 41 overall in the class. Tough, gritty point guard. Led Milton to the Class 7A state title last season and a top-3 preseason ranking this year.
- **Sensabaugh | F | 6-6, 235 | Orlando, Fla.** A four-star recruit and Top-75 prospect. Didn't play last year due to injury but is regarded as one of the top scorers in the class
- **Gayle Jr. | G | 6-4, 195 | Niagara Falls, N.Y.** a two-time first team All-Western New York honoree before transferring to Wasatch Academy where he averaged 10 ppg and helped Wasatch to its best season in program history.
- **Okpara | C | 6-11, 215 | Lagos, Nigeria** a consensus four-star recruit who is ranked No. 50 overall in the class. Long, athletic center who is one of the top shot-blockers in the class. Moved from Nigeria to the states in 2018.
- **Hardman | G | 6-3, 175 | Cincinnati, Ohio** a three-star recruit who is one of the best shooting guards in Ohio. Averaged over 15 ppg last season and shot nearly 40 percent from beyond the arc.

**A LOT OF EXPERIENCE**

- Head coach Chris Holtmann is hoping experience can translate into wins.
- He has assembled a veteran group this season that has combined to play in 1,001 collegiate games.
- That is the most of any school in country entering this season.
- The leader of the group in terms of games played is Jamari Wheeler who played in 127 games at Penn State the last four seasons. He was named to the Big Ten All-Defensive Team each of the last two seasons.
- Cedric Russell, a transfer from Louisiana played in 124 games for the Ragin' Cajuns where he made 266 career three-pointers and averaged 16.0 ppg over the last two seasons.
- Kyle Young, a fifth-year graduate from Canton, Ohio, has played the most games in a Buckeye uniform entering the season with 108.

**SIX GRADUATES ON THE ROSTER**

- With the offseason additions of graduate transfers Joey Brunk (Indiana), Jamari Wheeler (Penn State) and Cedric Russell (Louisiana), the Buckeyes now have six players on the roster who have already received their undergraduate degrees.
- They join Jimmy Sotos, who graduated this past August, Kyle Young, who graduated in the spring of 2020 and Seth Towns, who graduated from Harvard in the spring of 2020.
- The six graduates on the same roster is tied for the most in the country.
- Below is a list of the six graduates, their undergrad degrees as well as the graduate program they are currently in.

Name	Undergrad	Grad program
Sotos	Economics	Sport Management
Russell	General Studies	Sport Industry/ Sports Coaching
Young	Sport Industry	Sport Management
Towns	Sociology	Sport Management
Brunk	Elem. Ed. ( <i>Butler</i> )	Criminal Justice Admin Master's in Rec. Admin. ( <i>Incl.</i> )
Wheeler	Rehab. & Human Services	Sports Coaching



# CHRIS HOLTSMANN

HEAD COACH | 5TH SEASON at OSU | 11TH OVERALL

## NOTING HOLTSMANN...

- Three-time Naismith National Coach of the Year Finalist (2015, 2018, 2021)
- Two-time Jim Phelan National Coach of the Year Finalist (2014, 2017)
- Big Ten Coach of the Year (2018)
- Big South Coach of the Year (2013)
- Big East Coach of the Year (2017)
- Collegeinsider.com John McLendon National Coach of the Year (2017)
- USBWA District V Coach of the Year (2018)
- NAIA All-American (1994)
- Has won 20+ games each of the last eight seasons
- Holtmann teams have won an opening-round game in the NCAA Tournament in five of the last six years in which the NCAA Tournament was contested.
- In his first four years as Ohio State coach his 87 combined wins were third-most behind Thad Matta and Fred Taylor
- Became the 14th head coach in Ohio State history when he was named to the position June 9, 2017
- His 25 wins in his first season at Ohio State were the most for a first-year head coach in program history
- Career win No. 200 was an 87-78 overtime victory over Purdue in the Big Ten Tournament on March 12, 2021
- One of only two coaches in Butler history to lead the Bulldogs to the NCAA Tournament in each of his first three seasons, joining Brad Stevens
- Led Butler to 20+ wins and a NCAA Tournament appearance in each of his three seasons
- Went to the Sweet 16 in 2017 with Butler after earning a No. 4 seed.
- Career win No. 100 was an 81-69 Butler victory over Vermont on Dec. 21, 2016
- Led Gardner-Webb to a school Division I record 21 victories in 2012-13, his final season, after taking over a program that won just eight games in 2009-10.
- In his last season at Gardner-Webb, he was named Big South Conference and NABC District 3 Coach of the Year

## HOLTSMANN'S YEARLY RECORDS

Year	School	Record	Conf.	Postseason
2010-11	Gardner-Webb	11-21	6-12/9th	
2011-12	Gardner-Webb	12-20	6-12/9th	
2012-13	Gardner-Webb	21-13	11-5/2nd	CIT 1st Rd
2014-15	Butler	23-11	12-6/3rd	NCAA 3rd Rd
2015-16	Butler	22-11	10-8/4th	NCAA 2nd Rd
2016-17	Butler	25-9	12-6/2nd	NCAA Sweet 16
2017-18	Ohio State	25-9	15-3/2nd	NCAA 2nd Rd
2018-19	Ohio State	20-15	8-12/8th	NCAA 2nd Rd
2019-20	Ohio State	21-10	11-9/5th	Canceled
2020-21	Ohio State	21-10	12-8/5th	NCAA 1st Rd
2021-22	Ohio State	10-4	4-2	-
<b>Overall</b>		<b>211-133</b>	<b>107-83</b>	
		<b>(.613)</b>	<b>(.563)</b>	

OVERALL	W	L	Pct.
Ohio State (5th year)	97	48	.669
Butler (3 years)	70	31	.693
Gardner-Webb (3 years)	44	54	.449

CONFERENCE	W	L	Pct.
Big Ten (5th year)	50	34	.595
Big East (3 years)	34	20	.630
Big South (3 years)	23	29	.442

## HOLTSMANN'S TEAMS

<b>Most Points</b> .....	144 vs. Citadel 11/14/15 (BUT)
<b>Most Points Allowed</b> .....	97 vs. VMI 1/2/11 (G-W)
<b>Fewest Points</b> .....	42 at Wofford 12/5/12 (G-W)
<b>Fewest Points Allowed</b> .....	37 vs. UT Martin 12/22/14 (BUT)
<b>Largest victory</b> .....	+73 vs. Citadel 11/14/15 (BUT)
<b>Largest defeat</b> .....	-35 at Purdue 3/2/19 (OSU)
<b>Longest winning streak</b> .....	9 in 2019-20 (OSU)
<b>Longest losing streak</b> .....	9 in 2010-11 (G-W)
<b>Decided by 1 point</b> .....	8-7
<b>Decided by 5 pts or less</b> .....	47-31
<b>vs. ranked teams</b> .....	32-39
<b>vs. Top-10 teams</b> .....	16-18
<b>Home games</b> .....	127-35
<b>Away games</b> .....	55-76
<b>Neutral site games</b> .....	29-22
<b>Overtime games</b> .....	12-9
<b>Conference Tournament games</b> .....	5-9
<b>NCAA Tournament games</b> .....	6-6

## CHRIS HOLTSMANN AT A GLANCE...

**FULL NAME:** Christopher Holtmann  
**BORN:** Nov. 11, 1971  
**HOMETOWN:** Nicholasville, Kentucky  
**HIGH SCHOOL:** Jessamine County  
**ALMA MATER:** Taylor, 1994  
 Ball State, 2000  
**FAMILY:** Wife, Lori. Daughter, Nora

### COACHING TIME LINE:

2017-Pres.: Ohio State (head coach)  
 2014-17: Butler (head coach)  
 2013-14: Butler (asst. coach)  
 2010-13: Gardner-Webb (head coach)  
 2008-10: Ohio (asst. coach)  
 2003-08: Gardner-Webb (asst. coach)  
 1999-03: Taylor (asst. coach)  
 1998-99: Geneva (asst. coach)  
 1997-98: Taylor (grad assistant)

**Assisted Under:** Paul Patterson (Taylor); Jeff Santarsiero (Geneva); Rick Scruggs (Gardner-Webb); John Groce (Ohio); Brandon Miller (Butler)

### PLAYING CAREER:

Played at Brescia University in 1991 and 1992 and then transferred to Taylor (Ind.) University where he played his final two seasons in 1993 and 1994. As a senior, earned All-America honors while leading Taylor to a No. 1 ranking in the NAIA rankings.

### EDUCATION:

- Bachelor's degree in psychology from Taylor in 1994  
 - Master's degree in Athletic Administration from Ball State in 2000

## HOLTSMANN VS. 2021-22 OPPONENTS

Akron	1 0	Minnesota	3 3
Bowling Green	1 0	Nebraska	6 0
Duke	1 0	Niagara	1 0
Florida	0 1	Northwestern	7 2
Illinois	4 4	Penn State	4 4
Indiana	7 4	Purdue	4 4
Iowa	4 3	Rutgers	6 1
IUPUI	1 0	Seton Hall	6 1
Kentucky	1 0	Towson	1 0
Maryland	3 3	Wisconsin	3 4
Michigan	4 4	Xavier	3 6
Michigan State	2 5		



ALL-TIME SERIES VS. PENN STATE

SERIES INFORMATION WITH PENN STATE

Series..... Ohio State leads 39-18  
 Games at Ohio State..... Ohio State leads 20-5  
 Games at Value City Arena..... Ohio State leads 14-2  
 Games at Penn State..... Ohio State leads 15-10  
 Games at Bryce Jordan Cntr. .... Ohio State leads 13-8  
 Neutral Site Games..... Ohio State leads 4-3  
 Big Ten Tournament Games..... Ohio State leads 4-2  
 Longest Ohio State win streak ..... 18 (2004-14)  
 Longest OSU home win streak ..... 9 (2000-13)  
 Longest OSU away win streak ..... 6 (2005-13)  
 Longest PSU win streak ..... 4 (1995-96)  
 Longest PSU home win streak ..... 5 (1995-99)  
 Longest PSU away win streak..... 2 (1995-96)  
 Current Series Streak..... Ohio State W-3  
 Ranked OSU teams vs. Penn State ..... 21-8  
 OSU vs. ranked Penn State teams ..... 0-2  
 OSU record when both teams are ranked..... None

WHEN OSU SCORES...

	OSU Record		
	W	L	Pct.
100+	2	0	1.000
90-99	3	0	1.000
80-89	3	3	.500
70-79	23	6	.793
60-69	11	6	.647
50-59	0	3	.000
40-49	0	1	.000
39 or fewer	0	0	.000
<b>Total (61)</b>	<b>42</b>	<b>19</b>	<b>.689</b>

PENN STATE SERIES SCORING ANALYSIS

Points (Gms.)	OSU	PSU	OSU Rcd.
All Games (61)	4,470	4,136	42-19
Avg.	73.3	67.8	
In Columbus (28)	2,134	1,839	22-6
Avg.	76.2	65.7	
In State College (26)	1,859	1,748	16-10
Avg.	71.5	67.2	
Neutral Site (7)	477.0	467.0	4-3
Avg.	68.1	66.7	

Note: Includes statistics from four (3-1) vacated games from 1999-2002

GAME-BY-GAME RESULTS

Date	W/L	OSU	PSU	Site
12/30/50	L	58	67	N
12/23/61	W	92	49	H
12/8/73	W	72	65	H
12/7/75	L	68	74	A
1/2/92	W	73	63	H
1/5/93	W	71	68	A
2/5/93	W	62	59	H
1/19/94	W	79	57	H
2/19/94	W	60	57	A
1/14/95	L	64	78	H
3/1/95	L	68	75	A
1/3/96	L	69	72	H
3/9/96	L	70	86	A
1/8/97	W	70	62	H
3/1/97	L	55	56	A
2/16/98	L	81	90	A
2/28/98	L	85	89	H
*11/20/98	W	70	62	H
2/27/99	L	85	98 (ot)	A
2/12/00	W	88	75	H
3/1/00	W	79	73	A
3/10/00	L	66	71	N
*1/10/01	L	75	78	H
*3/3/01	W	93	87	A
*1/16/02	W	76	57	H
2/12/03	W	76	67	A
1/10/04	L	47	64	A
3/3/04	W	71	64	H
1/26/05	W	68	62	H
2/12/05	W	66	56	A
3/10/05	W	72	69	N
1/5/06	W	104	69	H
1/21/06	W	75	65	A
3/10/06	W	63	56	N
2/14/07	W	64	62	A
2/21/07	W	68	60	H
1/29/08	W	68	56	A
2/24/09	W	73	59	H
2/3/10	W	75	62	H
2/24/10	W	75	67	A
1/15/11	W	69	66	H
3/1/11	W	82	61	A
3/13/11	W	71	60	N
1/25/12	W	78	54	H
1/26/13	W	65	51	A

Date	W/L	OSU	PSU	Site
1/29/14	L	70	71 (ot)	H
2/27/14	L	63	65	A
2/8/15	W	75	55	H
3/4/15	W	77	67	A
1/21/16	W	66	46	H
3/10/16	W	79	75	N
2/28/17	W	71	70	A
1/25/18	L	79	82	H
2/15/18	L	56	79	A
3/2/18	L	68	69	N
2/7/19	W	74	70	H
12/7/19	W	106	74	H
1/18/20	L	76	90	A
1/27/21	W	83	79	H
2/18/21	W	92	82	A
12/5/21	W	76	64	A

NOTE: Games in \*Italic vacated by NCAA.



Team and Individual Records

Ohio State Team vs. Penn State

FG	43 (68)	PSU (1/5/06)
FGA	83 (21)	PSU (12/30/50)
FG %	63.2 (43-68)	PSU (1/5/06)
3 FG	14 (26)	PSU (12/7/19)
3 FGA	31 (11)	PSU (3/10/05)
3 FG %	60.0 (6-10)	PSU (1/19/94)
FT	30 (37)	PSU (12/7/19)
FTA	39 (26)	vs. PSU (3/10/16)
FT %	1.000 (16-16)	PSU (1/25/18)
OR	21	PSU (3/10/00)
DR	35	PSU (1/25/12)
Rebs.	66	PSU (12/23/61)
PF	26	@ PSU (2/27/99)
Pts.	106	PSU (12/7/19)
Assists	28	PSU (1/5/06)
Blocks	9	PSU (2/12/00)
Steals	11	PSU (3/3/04)

Ohio State Individual vs. Penn State

FG	13 (22)	Doug Etzler (3/1/95)
FGA	23 (11)	Michael Redd (2/28/98)
3 FG	10 (12)	Jon Diebler (3/1/11)
3 FGA	14 (2)	Scoonie Penn (3/10/00)
FT	13 (15)	Marc Loving (3/10/16)
FTA	16 (8)	D'Angelo Russell (3/4/15)
OR	8	Jermaine Tate (1/3/96)
DR	14	Shun Jenkins (2/12/03)
Rebs.	17	Shun Jenkins (2/12/03)
Pts.	32	Michael Redd (2/28/98)
Assists	8	Evan Turner (2/24/09)
	8	Jamari Wheeler (12/5/21)
Blocks	8	Ken Johnson (2/12/00)
Steals	6	Carlos Davis (2/16/98)

Penn State Team vs. Ohio State

FG	31 (61)	@PSU (2/27/99)
FGA	72 (25)	PSU (12/30/50)
FG %	55.8 (24-43)	PSU (1/3/96)
3 FG	12 (28)	@ PSU (2/18/21)
3 FGA	32 (9)	@ PSU (1/29/08)
3 FG %	78.6 (11-14)	PSU (1/25/18)
FT	28 (36)	PSU (2/28/98)
FTA	36 (28)	PSU (2/28/98)
FT %	92.3 (12-13)	PSU (1/15/11)
OR	20	@ PSU (1/5/93)
DR	34	PSU (1/14/95)
Rebs.	44	PSU (1/14/95)
PF	28	PSU (2/21/07)
Pts.	98	@ PSU (2/27/99)
Assists	22	@ PSU (2/16/98)
Blocks	7	@ PSU (1/26/13)
Steals	10	@ PSU (1/10/04)

Penn State Individual vs. Ohio State

FG	10 (14)	Tony Carr (1/25/19)
FGA	25 (9)	Joe Crispin (3/3/01)
3 FG	7 (14)	Joe Crispin (2/27/99)
3 FGA	14 (5)	Shep Garner (2/28/17)
FT	11 (16)	Marlon Smith (1/10/04)
FTA	16 (11)	Marlon Smith (1/10/04)
OR	7	Geary Claxton (1/26/05)
DR	10	John Amaechi (2/19/94)
Rebs.	14	John Amaechi (2/19/94)
Pts.	30	Tony Carr (2/15/18)
Assists	9	Ben Luber (3/10/06)
Blocks	6	Calvin Booth (2/16/98)
Steals	4	Geary Claxton (1/21/06)

PLAYER GAME-BY-GAME VS. PENN STATE

Player	Date	Res	Loc	MIN	PTS	FGM	FGA	3FM	3FA	FTM	FTA	OREB	DREB	REB	AST	STL	BLK	TO	F
Cedric Russell	12/5/2021	W	A	10	3	1	3	1	2	0	0	0	0	0	0	0	0	0	0
E.J. Liddell	12/7/2019	W	H	11	5	1	3	0	2	3	4	1	3	4	0	1	1	0	0
E.J. Liddell	1/18/2020	L	A	20	8	2	4	0	0	4	6	1	2	3	0	0	0	1	3
E.J. Liddell	1/27/2021	W	H	28	22	6	9	0	1	10	10	0	7	7	0	0	1	3	3
E.J. Liddell	2/18/2021	W	A	27	23	8	12	2	2	5	7	2	3	5	2	0	1	2	4
E.J. Liddell	12/5/2021	W	A	31	14	4	9	0	2	6	8	2	1	3	5	1	3	1	4
<i>Averages</i>				<i>23.4</i>	<i>14.4</i>	<i>4.2</i>	<i>7.4</i>	<i>0.4</i>	<i>1.4</i>	<i>5.6</i>	<i>7.0</i>	<i>1.2</i>	<i>3.2</i>	<i>4.4</i>	<i>1.4</i>	<i>0.4</i>	<i>1.2</i>	<i>1.4</i>	<i>2.8</i>
Eugene Brown	1/27/2021	W	H	4	2	1	1	0	0	0	0	1	0	1	0	0	0	0	0
Eugene Brown	2/18/2021	W	A	4	3	1	2	1	1	0	0	0	1	1	0	0	1	0	1
<i>Averages</i>				<i>4.0</i>	<i>2.5</i>	<i>1.0</i>	<i>1.5</i>	<i>0.5</i>	<i>0.5</i>	<i>0.0</i>	<i>0.0</i>	<i>0.5</i>	<i>0.5</i>	<i>1.0</i>	<i>0.0</i>	<i>0.0</i>	<i>0.5</i>	<i>0.0</i>	<i>0.5</i>
Jamari Wheeler	12/5/2021	W	A	37	9	4	10	1	6	0	0	1	3	4	5	9	3	0	1
Jimmy Sotos	11/19/2019	L	A	25	10	4	9	2	3	0	0	0	3	3	6	0	0	4	2
Joey Brunk	1/29/2020	L	A	14	6	3	4	0	0	0	0	1	5	6	0	0	0	2	3
Joey Brunk	2/23/2020	W	H	6	0	0	1	0	0	0	0	0	0	0	0	0	0.0	0	3
Joey Brunk	12/5/2021	W	A	6	2	1	1	0	0	0	0	0	0	0	0	1	0	0	0
<i>Averages</i>				<i>8.7</i>	<i>2.7</i>	<i>1.3</i>	<i>2.0</i>	<i>0.0</i>	<i>0.0</i>	<i>0.0</i>	<i>0.0</i>	<i>0.3</i>	<i>1.7</i>	<i>2.0</i>	<i>0.0</i>	<i>0.3</i>	<i>0.0</i>	<i>0.7</i>	<i>2.0</i>
Justice Sueing	1/27/2021	W	H	30	13	5	7	0	0	3	3	2	8	10	1	5	2	3	2
Justice Sueing	2/18/2021	W	A	22	6	1	2	0	1	4	6	1	5	6	0	0	0	1	0
<i>Averages</i>				<i>26.0</i>	<i>9.5</i>	<i>3.0</i>	<i>4.5</i>	<i>0.0</i>	<i>0.5</i>	<i>3.5</i>	<i>4.5</i>	<i>1.5</i>	<i>6.5</i>	<i>8.0</i>	<i>0.5</i>	<i>2.5</i>	<i>1.0</i>	<i>2.0</i>	<i>1.0</i>
Justin Ahrens	12/7/2019	W	H	4	3	1	2	1	2	0	0	0	0	0	0	0	0	0	0
Justin Ahrens	1/18/2020	L	A	12	0	0	1	0	1	0	0	0	2	2	0	0	0	1	2
Justin Ahrens	1/27/2021	W	H	22	9	3	6	3	6	0	0	1	0	1	1	0	0	1	0
Justin Ahrens	2/18/2021	W	A	19	9	3	7	3	7	0	0	0	4	4	2	0	0	1	0
Justin Ahrens	12/5/2021	W	A	30	9	3	8	3	8	0	0	0	4	4	4	0	1	0	1
<i>Averages</i>				<i>17.4</i>	<i>6.0</i>	<i>2.0</i>	<i>4.8</i>	<i>2.0</i>	<i>4.8</i>	<i>0.0</i>	<i>0.0</i>	<i>0.2</i>	<i>2.0</i>	<i>2.2</i>	<i>1.4</i>	<i>0.0</i>	<i>0.2</i>	<i>0.6</i>	<i>0.6</i>
Kyle Young	2/15/2018	L	A	10	4	2	3	0	0	0	1	1	1	2	0	1	0.0	0	2
Kyle Young	2/7/2019	W	H	25	6	3	3	0	0	0	1	1	5	6	0	0	2	2	4
Kyle Young	12/7/2019	W	H	24	9	3	3	0	0	3	4	2	4	6	0	0	0	1	2
Kyle Young	1/18/2020	L	A	14	0	0	4	0	0	0	0	1	2	3	1	0	0	0	1
Kyle Young	1/27/2021	W	H	26	10	3	3	1	1	3	3	2	3	5	0	0	0.0	1	5
Kyle Young	2/18/2021	W	A	31	8	3	7	0	1	2	2	1	1	2	5	2	2	0	2
Kyle Young	12/5/2021	W	A	23	16	4	5	4	4	4	4	1	5	6	7	1	0	1	1
<i>Averages</i>				<i>21.9</i>	<i>7.6</i>	<i>2.6</i>	<i>4.0</i>	<i>0.7</i>	<i>0.9</i>	<i>1.7</i>	<i>2.1</i>	<i>1.3</i>	<i>3.0</i>	<i>4.3</i>	<i>1.9</i>	<i>0.6</i>	<i>0.6</i>	<i>0.7</i>	<i>2.4</i>
Malaki Branham	12/5/2021	W	A	27	11	5	9	1	3	0	0	0	1	1	1	2	0	0	1
Meechie Johnson	1/27/2021	W	H	4	2	1	2	0	1	0	1	0	0	0	0	0	0	1	0
Meechie Johnson	2/18/2021	W	A	1	0	0	0	0	0	0	0	0	0	0	0	0	0	0	1
Meechie Johnson	12/5/2021	W	A	14	8	3	5	2	2	0	0	0	1	1	1	2	1	0	2
<i>Averages</i>				<i>6.3</i>	<i>3.3</i>	<i>1.3</i>	<i>2.3</i>	<i>0.7</i>	<i>1.0</i>	<i>0.0</i>	<i>0.3</i>	<i>0.0</i>	<i>0.3</i>	<i>0.3</i>	<i>0.3</i>	<i>0.7</i>	<i>0.3</i>	<i>0.3</i>	<i>1.0</i>
Seth Towns	1/27/2021	W	H	11	0	0	2	0	1	0	0	0	1	1	0	0	0	0	2
Seth Towns	2/18/2021	W	A	9	0	0	1	0	1	0	0	1	2	3	1	0	1	0	1
<i>Averages</i>				<i>10.0</i>	<i>0.0</i>	<i>0.0</i>	<i>1.5</i>	<i>0.0</i>	<i>1.0</i>	<i>0.0</i>	<i>0.0</i>	<i>0.5</i>	<i>1.5</i>	<i>2.0</i>	<i>0.5</i>	<i>0.0</i>	<i>0.5</i>	<i>0.0</i>	<i>1.5</i>
Zed Key	1/27/2021	W	H	9	11	5	5	0	0	1	1	2	0	2	0	0	1	0	1
Zed Key	2/18/2021	W	A	4	0	0	1	0	0	0	0	1	1	2	0	0	0	2	3
Zed Key	12/5/2021	W	A	19	4	2	3	0	0	0	0	1	1	2	3	1	0	1	2
<i>Averages</i>				<i>10.7</i>	<i>5.0</i>	<i>2.3</i>	<i>3.0</i>	<i>0.0</i>	<i>0.0</i>	<i>0.3</i>	<i>0.3</i>	<i>1.3</i>	<i>0.7</i>	<i>2.0</i>	<i>1.0</i>	<i>0.3</i>	<i>0.3</i>	<i>1.0</i>	<i>2.0</i>

**EARLIER THIS YEAR VS. PENN STATE**



Official Basketball Box Score - Final

**Ohio St. at Penn St.**

12/05/21 Bryce Jordan Center, University Park, Pa.  
2021-22 Men's Basketball

Game Time: 7:30 PM

Game Duration: 1:55

Attendance: 9,128

Officials: Larry Sciroto, D.J. Carstensen, Brandon Cruz

Ohio St. - 76

Record: 6-2 (1-0)

NO.	Name	Min	FG			Rebounds			Fouls		TP	AS	TO	ST	Blocks		+/-
			M-A	M-A	M-A	OR	DR	TOT	PF	FD					BS	BA	
10	Justin Ahrens	F 30:02	3-8	3-8	0-0	0	4	4	2	0	9	1	1	1	0	0	14
23	Zed Key	F 19:30	2-4	0-0	0-0	1	2	3	3	2	4	1	2	0	1	0	-1
32	E.J. Liddell	F 31:14	4-9	0-2	6-8	2	3	5	4	7	14	1	4	3	1	1	10
22	Malaki Branham	G 27:32	5-9	1-3	0-0	0	1	1	1	0	11	2	1	0	0	0	2
55	Jamari Wheeler	G 37:03	4-10	1-6	0-0	1	4	5	1	2	9	8	1	3	0	0	13
0	Meechie Johnson Jr.	14:51	3-5	2-2	0-0	0	1	1	3	0	8	2	2	1	0	0	7
25	Kyle Young	23:07	4-4	4-4	4-4	1	6	7	2	5	16	1	1	0	1	0	12
2	Cedric Russell	10:32	1-3	1-2	0-0	0	0	0	1	0	3	0	0	0	0	0	0
50	Joey Brunk	06:09	1-1	0-0	0-0	0	0	0	0	0	2	1	0	0	0	0	3
Team						0	2	2			0		1				
<b>Totals</b>			27-53	12-27	10-12	5	23	28	17	16	76	17	13	8	3	1	12

Shooting By Period		
1 <sup>st</sup> FG%	15-27	55.6%
3PT%	7-16	43.8%
FT%	4-5	80%
2 <sup>nd</sup> FG%	12-26	46.2%
3PT%	5-11	45.5%
FT%	6-7	85.7%
GM FG%	27-53	50.9%
3PT%	12-27	44.4%
FT%	10-12	83.3%

Dead Ball Rebounds: 0, 0

Technical Fouls::NONE

Penn St. - 64

Record: 4-4 (0-1)

NO.	Name	Min	FG			Rebounds			Fouls		TP	AS	TO	ST	Blocks		+/-
			M-A	M-A	M-A	OR	DR	TOT	PF	FD					BS	BA	
1	Seth Lundy	F 25:04	5-12	1-3	2-2	1	4	5	2	5	13	0	4	2	1	0	-19
21	John Harrar	F 25:35	6-9	0-0	0-2	3	9	12	3	3	12	1	1	1	0	1	-3
3	Sam Sessoms	G 28:46	2-7	1-2	0-0	0	3	3	2	1	5	4	3	0	0	2	-16
11	Jaheam Cornwall	G 31:38	1-5	0-2	4-4	0	0	0	0	2	6	3	0	2	0	0	-6
22	Jalen Pickett	G 40:00	8-15	2-7	5-5	1	3	4	2	4	23	3	4	0	0	0	-12
14	Jalanni White	13:35	0-0	0-0	2-2	1	1	2	3	1	2	0	0	0	0	0	-7
2	Myles Dread	20:29	1-3	1-3	0-0	0	2	2	4	1	3	1	2	1	0	0	-2
23	Dallion Johnson	14:53	0-0	0-0	0-0	0	0	0	0	0	0	0	1	0	0	0	5
Team						0	1	1			0		0				
<b>Totals</b>			23-51	5-17	13-15	6	23	29	16	17	64	12	15	6	1	3	-12

Shooting By Period		
1 <sup>st</sup> FG%	12-27	44.4%
3PT%	4-9	44.4%
FT%	2-2	100%
2 <sup>nd</sup> FG%	11-24	45.8%
3PT%	1-8	12.5%
FT%	11-13	84.6%
GM FG%	23-51	45.1%
3PT%	5-17	29.4%
FT%	13-15	86.7%

Dead Ball Rebounds: 1, 0

Technical Fouls::NONE

	OSU	PSU
Biggest lead	18 (2 <sup>nd</sup> 16:29)	7 (1 <sup>st</sup> 16:25)
Best Scoring Run	9 (1 <sup>st</sup> 14:51)	12 (1 <sup>st</sup> 16:25)
Lead Changes	4	
Times Tied	1	
Time with Lead	34:31	04:35

	OSU	PSU
Points from	OSU	PSU
Turnovers	18	18
Paint	28	32
Second Chance	4	7
Fast Breaks	7	2
Bench	29	5

	Period by Period Scoring		
	1st	2nd	TOT
OSU	41	35	76
PSU	30	34	64

## 2021-22 SEASON STATS

RECORD:	OVERALL	HOME	AWAY	NEUTRAL
ALL GAMES	10-4	7-0	2-3	1-1
CONFERENCE	4-2	2-0	2-2	0-0
NON-CONFERENCE	6-2	5-0	0-1	1-1

##	Player	gp-gs	min	avg	Total		3-Point		F-Throw		Rebounds			pf	dq	a	to	blk	stl	pts	avg			
					fg-fga	fg%	3fg-fga	3fg%	ft-fga	ft%	off	def	tot									avg		
32	E.J. Liddell	14-14	432	30.9	93-183	.508	21-54	.389	72-95	.758	31	68	99	7.1	39	2	37	42	43	7	279	19.9		
22	Malaki Branham	14-13	359	25.6	54-115	.470	13-32	.406	24-27	.889	9	41	50	3.6	22	0	26	23	3	10	145	10.4		
23	Zed Key	14-11	316	22.6	57-92	.620	0-0	.000	17-31	.548	23	59	82	5.9	29	0	10	14	11	2	131	9.4		
25	Kyle Young	12-1	264	22.0	36-65	.554	10-27	.370	27-31	.871	11	58	69	5.8	19	1	13	15	7	5	109	9.1		
10	Justin Ahrens	14-14	375	26.8	30-81	.370	29-78	.372	14-19	.737	1	41	42	3.0	26	1	18	12	1	7	103	7.4		
55	Jamari Wheeler	14-14	423	30.2	37-78	.474	15-44	.341	12-13	.923	10	40	50	3.6	32	1	59	27	0	24	101	7.2		
00	Meechie Johnson Jr.	13-1	256	19.7	28-76	.368	20-50	.400	10-14	.714	4	17	21	1.6	24	0	18	23	1	12	86	6.6		
14	Justice Sueing	2-0	30	15.0	5-13	.385	0-4	.000	2-2	1.000	1	6	7	3.5	3	0	0	2	0	1	12	6.0		
02	Cedric Russell	12-0	118	9.8	13-31	.419	10-23	.435	3-4	.750	0	6	6	0.5	8	0	6	6	0	0	39	3.3		
03	Eugene Brown III	10-0	99	9.9	8-18	.444	3-10	.300	0-2	.000	10	9	19	1.9	14	0	5	5	2	1	19	1.9		
01	Jimmy Sotos	9-0	79	8.8	6-11	.545	3-6	.500	2-4	.500	1	7	8	0.9	8	0	11	5	1	1	17	1.9		
50	Joey Brunk	12-2	70	5.8	7-10	.700	0-0	.000	3-4	.750	1	12	13	1.1	11	0	4	3	2	1	17	1.4		
42	Harrison Hookfin	2-0	4	2.0	0-1	.000	0-0	.000	0-0	.000	1	0	1	0.5	1	0	0	0	0	0	0	0.0		
Team											15	17	32											
Total.....		14	2825		374-774	.483	124-328	.378	186-246	.756	118	381	499	35.6	236	5	207	181	71	71	1058	75.6		
Opponents.....		14	2825		350-851	.411	96-295	.325	190-252	.754	152	313	465	33.2	249	-	156	150	36	100	986	70.4		

TEAM STATISTICS	OSU	OPP	Date	Opponent	Score	Att.
SCORING	1058	986	11/09/21	AKRON	w 67-66	11947
Points per game	75.6	70.4	11/12/21	NIAGARA	w 84-74	9749
Scoring margin	+5.1	-	1 11/15/21	BOWLING GREEN	w 89-58	9808
FIELD GOALS-ATT	374-774	350-851	2 11/18/21	at Xavier	L 65-71	10379
Field goal pct	.483	.411	3 11/22/21	vs #21 Seton Hall	w 79-76	3500
3 POINT FG-ATT	124-328	96-295	3 11/24/21	vs #23 Florida	L 68-71	3500
3-point FG pct	.378	.325	4 11/30/21	#1 DUKE	w 71-66	18809
3-pt FG made per game	8.9	6.9	* 12/05/21	at Penn St.	w 76-64	9128
FREE THROWS-ATT	186-246	190-252	12/08/21	TOWSON	w 85-74	9472
Free throw pct	.756	.754	* 12/11/21	#22 WISCONSIN	w 73-55	13856
F-Throws made per game	13.3	13.6	* 01/02/22	at Nebraska	wot 87-79	14478
REBOUNDS	499	465	* 01/06/22	at Indiana	L 51-67	14130
Rebounds per game	35.6	33.2	* 01/09/22	NORTHWESTERN	w 95-87	10620
Rebounding margin	+2.4	-	* 01/13/22	at #13 Wisconsin	L 68-78	15571
ASSISTS	207	156	* = Conference game			
Assists per game	14.8	11.1	1 = Rocket Mortgage Fort Myers Tip-off (Columbus, Ohio)			
TURNOVERS	181	150	2 = Gavitt Tip-off Games			
Turnovers per game	12.9	10.7	3 = Rocket Mortgage Fort Myers Tip-off (Fort Myers, Fla.)			
Turnover margin	-2.2	-	4 = Big Ten/ACC Challenge			
Assist/turnover ratio	1.1	1.0				
STEALS	71	100				
Steals per game	5.1	7.1				
BLOCKS	71	36				
Blocks per game	5.1	2.6				
ATTENDANCE	84261	70686				
Home games-Avg/Game	7-12037	5-12737				
Neutral site-Avg/Game	-	2-3500				

Score by Periods	1st	2nd	OT	Totals
Ohio State	495	548	15	1058
Opponents	461	518	7	986

# 2021-22 BIG TEN STATS

RECORD:	OVERALL	HOME	AWAY	NEUTRAL
ALL GAMES	4-2	2-0	2-2	0-0
CONFERENCE	4-2	2-0	2-2	0-0
NON-CONFERENCE	0-0	0-0	0-0	0-0

#	Player	gp-gs	min	avg	Total		3-Point		F-Throw		Rebounds				pf	dq	a	to	blk	stl	pts	avg		
					fg-fga	fg%	3fg-fga	3fg%	ft-fta	ft%	off	def	tot	avg										
32	E.J. Liddell	6-6	200	33.3	38-83	.458	10-25	.400	29-35	.829	12	29	41	6.8	18	1	15	16	16	5	115	19.2		
22	Malaki Branham	6-6	182	30.3	33-59	.559	9-20	.450	18-21	.857	1	22	23	3.8	8	0	12	10	1	3	93	15.5		
55	Jamari Wheeler	6-6	196	32.7	22-48	.458	7-27	.259	5-5	1.000	6	22	28	4.7	12	0	29	16	0	13	56	9.3		
25	Kyle Young	5-1	114	22.8	13-27	.481	5-14	.357	9-9	1.000	5	25	30	6.0	7	0	3	9	3	1	40	8.0		
23	Zed Key	6-5	134	22.3	19-30	.633	0-0	.000	4-10	.400	11	29	40	6.7	11	0	6	7	4	2	42	7.0		
00	Meechie Johnson Jr.	5-0	87	17.4	12-27	.444	10-15	.667	1-2	.500	1	7	8	1.6	9	0	7	7	1	6	35	7.0		
10	Justin Ahrens	6-6	152	25.3	9-33	.273	8-32	.250	4-4	1.000	0	19	19	3.2	12	1	6	5	0	4	30	5.0		
02	Cedric Russell	6-0	75	12.5	9-21	.429	6-15	.400	0-0	.000	0	2	2	0.3	6	0	5	6	0	0	24	4.0		
50	Joey Brunk	4-0	23	5.8	3-3	1.000	0-0	.000	2-2	1.000	0	3	3	0.8	3	0	1	2	0	1	8	2.0		
01	Jimmy Sotos	3-0	19	6.3	2-4	.500	1-2	.500	0-0	.000	0	1	1	0.3	0	0	2	1	0	0	5	1.7		
03	Eugene Brown III	5-0	42	8.4	1-2	.500	0-1	.000	0-0	.000	4	3	7	1.4	11	0	1	2	2	0	2	0.4		
42	Harrison Hookfin	1-0	1	1.0	0-0	.000	0-0	.000	0-0	.000	0	0	0	0.0	1	0	0	0	0	0	0	0.0		
Team											5	7	12											
Total.....		6	1225		161-337	.478	56-151	.371	72-88	.818	45	169	214	35.7	98	2	87	83	27	35	450	75.0		
Opponents.....		6	1225		156-368	.424	41-128	.320	77-102	.755	56	141	197	32.8	97	-	81	61	15	42	430	71.7		

### TEAM STATISTICS

	OSU	OPP
SCORING	450	430
Points per game	75.0	71.7
Scoring margin	+3.3	-
FIELD GOALS-ATT	161-337	156-368
Field goal pct	.478	.424
3 POINT FG-ATT	56-151	41-128
3-point FG pct	.371	.320
3-pt FG made per game	9.3	6.8
FREE THROWS-ATT	72-88	77-102
Free throw pct	.818	.755
F-Throws made per game	12.0	12.8
REBOUNDS	214	197
Rebounds per game	35.7	32.8
Rebounding margin	+2.8	-
ASSISTS	87	81
Assists per game	14.5	13.5
TURNOVERS	83	61
Turnovers per game	13.8	10.2
Turnover margin	-3.7	-
Assist/turnover ratio	1.0	1.3
STEALS	35	42
Steals per game	5.8	7.0
BLOCKS	27	15
Blocks per game	4.5	2.5
ATTENDANCE	24476	53307
Home games-Avg/Game	2-12238	4-13327
Neutral site-Avg/Game	-	0-0

Date	Opponent	Score	Att.
* 12/05/21	at Penn St.	W 76-64	9128
* 12/11/21	#22 WISCONSIN	W 73-55	13856
* 01/02/22	at Nebraska	Wot 87-79	14478
* 01/06/22	at Indiana	L 51-67	14130
* 01/09/22	NORTHWESTERN	W 95-87	10620
* 01/13/22	at #13 Wisconsin	L 68-78	15571

\* = Conference game

1 = Rocket Mortgage Fort Myers Tip-off (Columbus, Ohio)

2 = Gavitt Tip-off Games

3 = Rocket Mortgage Fort Myers Tip-off (Fort Myers, Fla.)

4 = Big Ten/ACC Challenge

Score by Periods	1st	2nd	OT	Totals
Ohio State	217	218	15	450
Opponents	203	220	7	430

# 2021-22 SCHEDULE / RESULTS

**OVERALL: 10-4 / BIG TEN: 4-2 / HOME: 7-0 / ROAD: 2-3 / NEUTRAL: 1-1**

	OSU Rank	OPP Rank	Opponent	W/L	Score	Record	OSU High Scorer	OPP High Scorer	High Rebounds	High Assists	Attend.
N1	--	--	Indianapolis (Exh.)	W	82-46		Eugene Brown III 15	Cory Miller Jr 11	E.J. Liddell 9 Zed Key 9	E.J. Liddell 3 Jimmy Sotos 3	8,302
N9	17/17	--	AKRON	W	67-66	1-0	E.J. Liddell 25	Ali Ali 17	E.J. Liddell 11	Justin Ahrens 3 E.J. Liddell 3 Malaki Branham 3	11,947
N12	17/17	--	NIAGARA	W	84-74	2-0	E.J. Liddell 29	M. Hammond 22	Zed Key 7 Kyle Young 7	Jamari Wheeler 6	9,749
N15	19/17	--	BOWLING GREEN <sup>1</sup>	W	89-58	3-0	E.J. Liddell 13 M. Johnson Jr. 13	Chandler Turner 12	Zed Key 9	Jamari Wheeler 5	9,808
N18	19/17	--	at Xavier <sup>2</sup>	L	65-71	3-1	E.J. Liddell 17	Paul Scruggs 14 Jack Nunge 14	E. Brown III 8	Jamari Wheeler 6	10,379
N22	--	21/20	vs. Seton Hall <sup>3</sup>	W	79-76	4-1	E.J. Liddell 28	Jared Rhoden 29	Kyle Young 8	Jamari Wheeler 3 Kyle Young 3	3,500
N24	--	23/24	vs. Florida <sup>3</sup>	L	68-71	4-2	E.J. Liddell 23	P. Fleming Jr 19	Kyle Young 6	Justin Ahrens 3	3,500
N30	--	1/1	DUKE <sup>4</sup>	W	71-66	5-2	Zed Key 20	W. Moore Jr. 17	E.J. Liddell 14	E.J. Liddell 6	18,809
D5	--	--	at Penn State <sup>*</sup>	W	76-64	6-2, 1-0	Kyle Young 16	Jalen Pickett 23	Kyle Young 7	Jamari Wheeler 8	9,128
D8	21/22	--	TOWSON	W	85-74	7-2, 1-0	Kyle Young 18	Jason Gibson 19	Zed Key 9	Jamari Wheeler 5	9,472
D11	21/22	22/17	WISCONSIN <sup>*</sup>	W	73-55	8-2, 1-0	E.J. Liddell 28	Johnny Davis 24	Kyle Young 14	Jamari Wheeler 5	13,856
D18	15/15	21/21	vs. Kentucky <sup>5</sup>	Cancelled							
D21	14/13	--	UT MARTIN	Cancelled							
D28	13/12	--	NEW ORLEANS	Cancelled							
J2	13/12	--	at Nebraska <sup>*</sup>	W	87-79 (ot)	9-2, 3-0	Malaki Branham 35	Bryce McGowens 18	Zed Key 14	E.J. Liddell 5	14,478
J6	13/12	--	at Indiana <sup>*</sup>	L	51-67	9-3, 3-1	Malaki Branham 13	T. Jackson-Davis 27	E.J. Liddell 9	Jamari Wheeler 6	14,130
J9	13/12	--	NORTHWESTERN <sup>*</sup>	W	95-87	10-3, 4-1	E.J. Liddell 34	Ty Berry 23	Jamari Wheeler 8	Jamari Wheeler 6	10,620
J13	16/15	13/13	at Wisconsin <sup>*</sup>	L	68-78	10-4, 4-2	E.J. Liddell 18	Brad Davison 25	Zed Key 8	Jamari Wheeler 3	15,571

CAPS - home game

\* - Big Ten game

1 - Rocket Mortgage Fort Myers Tip-off (Columbus, Ohio)

2 - Gavitt Games

3 - Rocket Mortgage Fort Myers Tip-off (Fort Myers, Fla.)

4 - Big Ten/ACC Challenge

5 - CBS Sports Classic (Las Vegas, Nev.)

Rank = Associated Press / Coaches (at time of game)

## OHIO STATE GAME-BY-GAME STATS

Opponent	Date	Score	W/L	Total		3-Pointers		Free throws		Rebounds				pf	a	t/o	blk	stl	pts	avg
				fg-fga	pct	3fg-fga	pct	ft-fa	pct	off	def	tot	avg							
AKRON	11/09/21	67-66	W	26-60	.433	4-14	.286	11-16	.688	17	21	38	38.0	15	11	11	5	5	67	67.0
NIAGARA	11/12/21	84-74	W	27-50	.540	10-26	.385	20-30	.667	6	28	34	36.0	19	17	10	8	5	84	75.5
BOWLING GREEN	11/15/21	89-58	W	36-70	.514	12-32	.375	5-7	.714	13	30	43	38.3	12	27	12	2	8	89	80.0
at Xavier	11/18/21	65-71	L	23-61	.377	8-21	.381	11-13	.846	11	24	35	37.5	18	15	13	9	3	65	76.2
vs #21 Seton Hall	11/22/21	79-76	W	23-48	.479	11-22	.500	22-25	.880	4	27	31	36.2	18	13	10	5	5	79	76.8
vs #23 Florida	11/24/21	68-71	L	25-47	.532	5-19	.263	13-20	.650	7	26	33	35.7	24	11	18	7	5	68	75.3
#1 DUKE	11/30/21	71-66	W	26-54	.481	8-20	.400	11-22	.500	7	33	40	36.3	14	13	12	4	2	71	74.7
at Penn St.	12/05/21	76-64	W	27-53	.509	12-27	.444	10-12	.833	5	23	28	35.2	17	17	13	3	8	76	74.9
TOWSON	12/08/21	85-74	W	27-47	.574	10-23	.435	21-25	.840	8	23	31	34.8	18	13	12	4	3	85	76.0
#22 WISCONSIN	12/11/21	73-55	W	29-58	.500	6-19	.316	9-13	.692	8	41	49	36.2	14	15	14	4	4	73	75.7
at Nebraska	01/02/22	87-79	Wot	30-63	.476	16-34	.471	11-14	.786	13	29	42	36.7	19	18	16	6	4	87	76.7
at Indiana	01/06/22	51-67	L	16-52	.308	8-27	.296	11-12	.917	5	28	33	36.4	13	12	15	3	7	51	74.6
NORTHWESTERN	01/09/22	95-87	W	29-51	.569	11-25	.440	26-27	.963	7	22	29	35.8	15	18	14	8	9	95	76.2
at #13 Wisconsin	01/13/22	68-78	L	30-60	.500	3-19	.158	5-10	.500	7	26	33	35.6	20	7	11	3	3	68	75.6
Ohio State		1058		374-774	.483	124-328	.378	186-246	.756	118	381	499	35.6	236	207	181	71	71	1058	75.6
Opponents		986		350-851	.411	96-295	.325	190-252	.754	152	313	465	33.2	249	156	150	36	100	986	70.4

Games played: 14  
 Points/game: 75.6  
 FG Pct: 48.3  
 3FG Pct: 37.8  
 FT Pct: 75.6

Rebounds/game: 35.6  
 Assists/game: 14.8  
 Turnovers/game: 12.9  
 Assist/turnover ratio: 1.1  
 Steals/game: 5.1  
 Blocks/game: 5.1

## OPPONENT GAME-BY-GAME STATS

Opponent	Date	Score	W/L	Total		3-Pointers		Free throws		Rebounds				pf	a	t/o	blk	stl	pts	avg
				fg-fga	pct	3fg-fga	pct	ft-fa	pct	off	def	tot	avg							
AKRON	11/09/21	67-66	W	25-58	.431	7-22	.318	9-12	.750	14	20	34	34.0	19	5	11	2	4	66	66.0
NIAGARA	11/12/21	84-74	W	24-56	.429	11-21	.524	15-20	.750	8	23	31	32.5	19	12	13	1	6	74	70.0
BOWLING GREEN	11/15/21	89-58	W	24-61	.393	7-21	.333	3-8	.375	11	21	32	32.3	13	7	18	4	4	58	66.0
at Xavier	11/18/21	65-71	L	26-65	.400	5-24	.208	14-17	.824	16	27	43	35.0	17	14	11	5	10	71	67.2
vs #21 Seton Hall	11/22/21	79-76	W	24-63	.381	5-23	.217	23-27	.852	14	22	36	35.2	17	4	8	4	6	76	69.0
vs #23 Florida	11/24/21	68-71	L	22-60	.367	4-14	.286	23-33	.697	16	19	35	35.2	20	8	11	2	13	71	69.3
#1 DUKE	11/30/21	71-66	W	25-65	.385	4-14	.286	12-16	.750	9	27	36	35.3	23	11	7	2	6	66	68.9
at Penn St.	12/05/21	76-64	W	23-51	.451	5-17	.294	13-15	.867	6	23	29	34.5	16	12	15	1	6	64	68.2
TOWSON	12/08/21	85-74	W	24-55	.436	12-28	.429	14-17	.824	8	13	21	33.0	24	14	10	1	9	74	68.9
#22 WISCONSIN	12/11/21	73-55	W	22-65	.338	6-26	.231	5-9	.556	5	23	28	32.5	19	7	8	5	7	55	67.5
at Nebraska	01/02/22	87-79	Wot	27-65	.415	8-23	.348	17-23	.739	11	23	34	32.6	16	13	8	0	9	79	68.5
at Indiana	01/06/22	51-67	L	25-61	.410	2-15	.133	15-18	.833	11	30	41	33.3	13	14	9	6	7	67	68.4
NORTHWESTERN	01/09/22	95-87	W	32-68	.471	10-24	.417	13-17	.765	16	16	32	33.2	19	19	12	3	7	87	69.8
at #13 Wisconsin	01/13/22	68-78	L	27-58	.466	10-23	.435	14-20	.700	7	26	33	33.2	14	16	9	0	6	78	70.4
Opponents		986		350-851	.411	96-295	.325	190-252	.754	152	313	465	33.2	249	156	150	36	100	986	70.4
Ohio State		1058		374-774	.483	124-328	.378	186-246	.756	118	381	499	35.6	236	207	181	71	71	1058	75.6

Games played: 14  
 Points/game: 70.4  
 FG Pct: 41.1  
 3FG Pct: 32.5  
 FT Pct: 75.4

Rebounds/game: 33.2  
 Assists/game: 11.1  
 Turnovers/game: 10.7  
 Assist/turnover ratio: 1.0  
 Steals/game: 7.1  
 Blocks/game: 2.6

## INDIVIDUAL SUPERLATIVES

	OHIO STATE		OPPONENT	
<b>Points</b>	35	Malaki Branham at Nebraska (01/02/22)	29	Jared Rhoden vs #21 Seton Hall (11/22/21)
<b>FGs Made</b>	13	Malaki Branham at Nebraska (01/02/22)	11	Johnny Davis vs #22 Wisconsin (12/11/21) Trayce Jackson-Davis at Indiana (01/06/22)
<b>FG Attempts</b>	20	E.J. Liddell vs Northwestern (01/09/22)	22	Johnny Davis vs #22 Wisconsin (12/11/21)
<b>FG % (min 5 made)</b>	.857 (6-7)	Kyle Young vs Towson (12/08/21)	.800 (8-10)	Tyler Wahl at #13 Wisconsin (01/13/22)
<b>3-Pt FGs Made</b>	6	Malaki Branham at Nebraska (01/02/22)	4	Four times
<b>3-Pt FG Attempts</b>	10	Justin Ahrens vs Towson (12/08/21) Malaki Branham at Nebraska (01/02/22)	9	Marcus Hammond vs Niagara (11/12/21)
<b>3-Pt FG % (min 4 made)</b>	1.000 (4-4)	Kyle Young at Penn St. (12/05/21)	.667 (4-6)	Ty Berry vs Northwestern (01/09/22) Brad Davison at #13 Wisconsin (01/13/22)
<b>FTs Made</b>	13	Malaki Branham vs Northwestern (01/09/22)	11	Jared Rhoden vs #21 Seton Hall (11/22/21)
<b>FT Attempts</b>	14	Malaki Branham vs Northwestern (01/09/22)	13	Jared Rhoden vs #21 Seton Hall (11/22/21)
<b>FT % (min 8 made)</b>	1.000 (10-10) 1.000 (8-8)	E.J. Liddell vs #21 Seton Hall (11/22/21) E.J. Liddell vs Towson (12/08/21)	.900 (9-10)	Phlandrous Fleming Jr. vs #23 Florida (11/24/21)
<b>Rebounds</b>	14	Three times	14	Jack Nunge at Xavier (11/18/21)
<b>Assists</b>	8	Jamari Wheeler at Penn St. (12/05/21)	10	Terry Nolan Jr. vs Towson (12/08/21)
<b>Steals</b>	5	Jamari Wheeler vs Northwestern (01/09/22)	4	Phlandrous Fleming Jr. vs #23 Florida (11/24/21) Derrick Walker at Nebraska (01/02/22)
<b>Blocked Shots</b>	8	E.J. Liddell at Xavier (11/18/21)	4	Trayce Jackson-Davis at Indiana (01/06/22)
<b>Turnovers</b>	6	E.J. Liddell vs Towson (12/08/21)	4	Eight times
<b>Fouls</b>	5	Five times	5	Five times
<b>Minutes</b>	42	Malaki Branham at Nebraska (01/02/22)	40	Jalen Pickett at Penn St. (12/05/21)

## TEAM SUPERLATIVES

	OSU HIGH		OSU LOW		OPPONENT HIGH		OPPONENT LOW	
<b>Points</b>	95	NORTHWESTERN (1/09/22)	51	at Indiana (01/06/22)	87	NORTHWESTERN (1/9/22)	55	#22 WISCONSIN (12/11/21)
<b>FGs Made</b>	36	BOWLING GREEN (11/15/21)	16	at Indiana (01/06/22)	32	NORTHWESTERN (1/9/22)	22	vs #23 Florida (11/24/21) #22 WISCONSIN (12/11/21)
<b>FG Attempts</b>	70	BOWLING GREEN (11/15/21)	47	vs #23 Florida (11/24/21) TOWSON (12/08/21)	68	NORTHWESTERN (1/9/22)	51	at Penn St. (12/05/21)
<b>FG %</b>	.574 (27-47)	TOWSON (12/08/21)	.308 (16-52)	at Indiana (01/06/22)	.471 (32-68)	NORTHWESTERN (1/9/22)	.338 (22-65)	#22 WISCONSIN (12/11/21)
<b>Single Half FG %</b>	.667 (18-27)	NORTHWESTERN (1/09/22)	.261 (6-23)	at Indiana (01/06/22) at Xavier (11/18/21)	.516 (16-31)	NORTHWESTERN (1/9/22)	.226 (7-31)	#1 DUKE (11/30/21)
<b>3-PT FGs Made</b>	16	at Nebraska (01/02/22)	3	at #13 Wisconsin (01/13/22)	12	TOWSON (12/08/21)	2	at Indiana (01/06/22)
<b>3-PT FG Attempts</b>	34	at Nebraska (01/02/22)	14	AKRON (11/09/21)	28	TOWSON (12/08/21)	14	vs #23 Florida (11/24/21) #1 DUKE (11/30/21)
<b>3 PT FG %</b>	.500 (11-22)	vs #21 Seton Hall (11/22/21)	.158 (3-19)	at #13 Wisconsin (01/13/22)	.524 (11-21)	NIAGARA (11/12/21)	.133 (2-15)	at Indiana (01/06/22)
<b>FTs Made</b>	26	NORTHWESTERN (1/09/22)	5	BOWLING GREEN (11/15/21) at #13 Wisconsin (01/13/22)	23	vs #21 Seton Hall (11/22/21) vs #23 Florida (11/24/21)	3	BOWLING GREEN (11/15/21)
<b>FT Attempts</b>	30	NIAGARA (11/12/21)	7	BOWLING GREEN (11/15/21)	33	vs #23 Florida (11/24/21)	8	BOWLING GREEN (11/15/21)
<b>FT %</b>	.963 (26-27)	NORTHWESTERN (1/09/22)	.500	#1 DUKE (11/30/21) at #13 Wisconsin (01/13/22)	.867 (13-15)	at Penn St. (12/05/21)	.375 (3-8)	BOWLING GREEN (11/15/21)
<b>Rebounds</b>	49	#22 WISCONSIN (12/11/21)	28	at Penn St. (12/05/21)	43	at Xavier (11/18/21)	21	TOWSON (12/08/21)
<b>Assists</b>	27	BOWLING GREEN (11/15/21)	7	at #13 Wisconsin (01/13/22)	19	NORTHWESTERN (1/9/22)	4	vs #21 Seton Hall (11/22/21)
<b>Steals</b>	9	NORTHWESTERN (1/09/22)	2	#1 DUKE (11/30/21)	13	vs #23 Florida (11/24/21)	4	AKRON (11/09/21) BOWLING GREEN (11/15/21)
<b>Blocked Shots</b>	9	at Xavier (11/18/21)	2	BOWLING GREEN (11/15/21)	6	at Indiana (01/06/22)	0	at Nebraska (01/02/22) at #13 Wisconsin (01/13/22)
<b>Turnovers</b>	18	vs #23 Florida (11/24/21)	10	NIAGARA (11/12/21) vs #21 Seton Hall (11/22/21)	18	BOWLING GREEN (11/15/21)	7	#1 DUKE (11/30/21)
<b>Fouls</b>	24	vs #23 Florida (11/24/21)	12	BOWLING GREEN (11/15/21)	24	TOWSON (12/08/21)	13	BOWLING GREEN (11/15/21) at Indiana (01/06/22)
<b>DQ's</b>	1	Five times	--		2	TOWSON (12/08/21)	1	Three times



## POINTS - REBOUNDS - ASSISTS

Opponent	Date	Score		00	01	02	03	10	14	22
				,MEECHIE J	SOTOS,JIMM	RUSSELL,CE	III,EUGENE	AHRENS,JUS	SUEING,JUS	BRANHAM,MA
AKRON	11/09/21	67-66	w	4-5-0	DNP	0-0-0	2-1-1	7-1-3	2-3-0	7-6-3
NIAGARA	11/12/21	84-74	w	7-1-0	0-0-2	DNP	0-1-0	6-3-3	10-4-0	7-2-1
BOWLING GREEN	11/15/21	89-58	w	13-1-3	5-1-3	0-0-1	12-0-2	11-5-1	DNP	8-2-3
at Xavier	11/18/21	65-71	L	14-1-3	DNP	DNP	0-8-1	3-0-1	DNP	7-4-1
vs #21 Seton Hall	11/22/21	79-76	w	8-1-2	6-2-1	0-1-0	DNP	17-4-0	DNP	2-3-2
vs #23 Florida	11/24/21	68-71	L	2-1-2	1-4-1	3-0-0	DNP	6-2-3	DNP	4-3-2
#1 DUKE	11/30/21	71-66	w	0-2-1	0-0-0	12-3-0	DNP	7-6-0	DNP	8-2-1
at Penn St.	12/05/21	76-64	w	8-1-2	DNP	3-0-0	DNP	9-4-1	DNP	11-1-2
TOWSON	12/08/21	85-74	w	3-1-0	0-0-2	0-0-0	3-2-0	16-2-1	DNP	9-5-1
#22 WISCONSIN	12/11/21	73-55	w	8-2-2	0-0-0	7-1-1	0-1-0	5-4-1	DNP	0-2-0
at Nebraska	01/02/22	87-79	w	6-1-2	3-1-2	3-0-1	2-1-1	5-2-1	DNP	35-6-1
at Indiana	01/06/22	51-67	L	7-2-1	DNP	0-0-0	0-4-0	6-3-1	DNP	13-5-3
NORTHWESTERN	01/09/22	95-87	w	6-2-0	DNP	9-0-2	0-0-0	0-3-1	DNP	24-4-5
at #13 Wisconsin	01/13/22	68-78	L	DNP	2-0-0	2-1-1	0-1-0	5-3-1	DNP	10-5-1

Opponent	Date	Score		23	25	32	42	50	55
				KEY,ZED	YOUNG,KYLE	LIDDELL,EJ	HOOKFIN,HA	BRUNK,JOEY	WHEELER,JA
AKRON	11/09/21	67-66	w	14-5-0	DNP	25-11-3	DNP	4-1-0	2-2-1
NIAGARA	11/12/21	84-74	w	11-7-1	5-7-1	29-5-3	DNP	0-0-0	9-2-6
BOWLING GREEN	11/15/21	89-58	w	12-9-0	8-5-2	13-3-4	0-1-0	1-5-3	6-5-5
at Xavier	11/18/21	65-71	L	6-2-1	12-6-1	17-7-1	DNP	0-1-0	6-5-6
vs #21 Seton Hall	11/22/21	79-76	w	6-2-1	12-8-3	28-6-1	DNP	0-1-0	0-2-3
vs #23 Florida	11/24/21	68-71	L	7-5-0	11-6-0	23-5-1	DNP	4-2-0	7-1-2
#1 DUKE	11/30/21	71-66	w	20-3-1	3-5-2	14-14-6	DNP	0-0-0	7-3-2
at Penn St.	12/05/21	76-64	w	4-3-1	16-7-1	14-5-1	DNP	2-0-1	9-5-8
TOWSON	12/08/21	85-74	w	13-9-0	18-2-1	15-7-3	DNP	0-0-0	8-2-5
#22 WISCONSIN	12/11/21	73-55	w	11-9-2	5-14-0	28-9-4	0-0-0	0-0-0	9-5-5
at Nebraska	01/02/22	87-79	w	7-14-2	DNP	10-8-7	DNP	0-1-0	16-7-1
at Indiana	01/06/22	51-67	L	2-3-1	3-2-0	11-9-0	DNP	6-2-0	3-2-6
NORTHWESTERN	01/09/22	95-87	w	8-3-0	6-2-2	34-4-2	DNP	DNP	8-8-6
at #13 Wisconsin	01/13/22	68-78	L	10-8-0	10-5-0	18-6-1	DNP	DNP	11-1-3

## GAME-BY-GAME TEAM COMPARISON

Opponent	1st	2nd	Score	Mar	Total FG	FG Pct	3-Pointers	3FG Pct	Free Throws	FT Pct	Rebounds	Assist	T/Over	Block	Steal	Fouls	
AKRON	36/28	31/38	67-66	+1	26-60/25-58	.433/.431	4-14/7-22	.286/.318	11-16/9-12	.688/.750	38/34	+4	11/5	11/11	5/2	5/4	15/19
NIAGARA	42/41	42/33	84-74	+10	27-50/24-56	.540/.429	10-26/11-21	.385/.524	20-30/15-20	.667/.750	34/31	+3	17/12	10/13	8/1	5/6	19/19
BOWLING GREEN	41/18	48/40	89-58	+31	36-70/24-61	.514/.393	12-32/7-21	.375/.333	5-7/3-8	.714/.375	43/32	+11	27/7	12/18	2/4	8/4	12/13
Xavier	26/35	39/36	65-71	(6)	23-61/26-65	.377/.400	8-21/5-24	.381/.208	11-13/14-17	.846/.824	35/43	(8)	15/14	13/11	9/5	3/10	18/17
#21 Seton Hall	40/35	39/41	79-76	+3	23-48/24-63	.479/.381	11-22/5-23	.500/.217	22-25/23-27	.880/.852	31/36	(5)	13/4	10/8	5/4	5/6	18/17
#23 Florida	30/26	38/45	68-71	(3)	25-47/22-60	.532/.367	5-19/4-14	.263/.286	13-20/23-33	.650/.697	33/35	(2)	11/8	18/11	7/2	5/13	24/20
#1 DUKE	30/43	41/23	71-66	+5	26-54/25-65	.481/.385	8-20/4-14	.400/.286	11-22/12-16	.500/.750	40/36	+4	13/11	12/7	4/2	2/6	14/23
Penn St.	41/30	35/34	76-64	+12	27-53/23-51	.509/.451	12-27/5-17	.444/.294	10-12/13-15	.833/.867	28/29	(1)	17/12	13/15	3/1	8/6	17/16
TOWSON	33/32	52/42	85-74	+11	27-47/24-55	.574/.436	10-23/12-28	.435/.429	21-25/14-17	.840/.824	31/21	+10	13/14	12/10	4/1	3/9	18/24
#22 WISCONSIN	34/29	39/26	73-55	+18	29-58/22-65	.500/.338	6-19/6-26	.316/.231	9-13/5-9	.692/.556	49/28	+21	15/7	14/8	4/5	4/7	14/19
Nebraska	34/32	38/40	87-79	+8	30-63/27-65	.476/.415	16-34/8-23	.471/.348	11-14/17-23	.786/.739	42/34	+8	18/13	16/8	6/0	4/9	19/16
Indiana	30/33	21/34	51-67	(16)	16-52/25-61	.308/.410	8-27/2-15	.296/.133	11-12/15-18	.917/.833	33/41	(8)	12/14	15/9	3/6	7/7	13/13
NORTHWESTERN	51/39	44/48	95-87	+8	29-51/32-68	.569/.471	11-25/10-24	.440/.417	26-27/13-17	.963/.765	29/32	(3)	18/19	14/12	8/3	9/7	15/19
#13 Wisconsin	27/40	41/38	68-78	(10)	30-60/27-58	.500/.466	3-19/10-23	.158/.435	5-10/14-20	.500/.700	33/33	-	7/16	11/9	3/0	3/6	20/14

Note: Game totals are displayed in the format TEAM/OPPONENT for each category

## ANALYSIS STATISTICS

Date	Opponent	W/L	Score	Largest Lead				Time Led		Paint		Off TOs		2nd Chance		Fastbreak		Bench	
				OSU	Opp	Ties	LC	OSU	Opp	OSU	Opp	OSU	Opp	OSU	Opp	OSU	Opp	OSU	Opp
11/9/21	AKRON	W	67-66	14	4	9	9	23:35	10:21	40	30	15	20	19	16	2	9	15	9
11/12/21	NIAGARA	W	84-74	12	6	4	6	30:22	6:07	28	22	18	12	9	8	10	2	22	11
11/15/21	BOWLING GREEN	W	89-54	42	-	-	-	39:40	-	46	26	20	8	13	12	8	8	39	37
11/18/21	at Xavier	L	65-71	-	11	-	-	-	39:46	28	38	4	10	12	9	8	12	26	32
11/22/21	vs. #21 Seton Hall	W	79-76	12	5	6	7	28:39	8:28	18	24	8	10	3	8	9	13	32	37
11/24/21	vs. #24 Florida	L	68-71	10	5	6	5	33:24	3:23	34	28	10	22	7	16	6	8	24	31
11/30/21	#1 DUKE	W	71-66	6	15	5	3	31:09	6:02	30	38	8	15	12	7	3	11	15	9
12/5/21	at Penn State	W	76-64	18	7	1	4	34:31	4:35	28	32	18	18	4	7	7	2	29	5
12/8/21	TOWSON	W	85-74	16	7	5	6	10:51	25:57	26	18	12	20	8	5	2	7	24	28
12/11/21	#22 WISCONSIN	W	73-55	23	8	2	2	30:19	7:06	32	24	9	11	11	2	14	8	20	10
12/18/21	vs. #21 Kentucky	Cancelled																	
12/21/21	UT MARTIN	Cancelled																	
12/28/21	NEW ORLEANS	Cancelled																	
1/2/22	at Nebraska	W	87-79 (ot)	8	5	11	8	30:06	8:08	28	38	6	14	12	12	5	5	14	25
1/6/22	at Indiana	L	51-67	8	17	6	16	11:45	26:29	10	38	10	16	2	9	7	17	16	18
1/9/22	NORTHWESTERN	W	95-87	15	-	1	-	39:17	-	32	30	10	16	12	17	8	0	23	13
1/13/22	at Wisconsin	L	68-78	-	17	1	-	-	39:06	46	32	8	16	13	14	0	5	14	10

2021-22 HALF HIGHS AND LOWS		
	Ohio State	
	High	Low
1st Half	51 (1/9/22)	26 (11/18/21)
2nd Half	52 (12/8/21)	21 (1/6/22)
	Opponent	
	High	Low
1st Half	43 (11/30/21)	18 (11/15/21)
2nd Half	48 (1/9/22)	23 (11/30/21)

## 2021-22 POINT DIFFERENTIAL

Margin	1	1	3	5	6	8	10	11	12	16	18	31
Wins	1	1		1		2	1	1	1		1	1
Losses			1		1		1			1		

**Under Holtmann 21-22**

1 point games	3-3	1-0
5 or fewer points	15-14	1-1
6-10 points	28-14	4-2
11-15 points	15-11	2-0
16-20 points	15-6	1-1
21+ points	23-3	1-0

## OHIO STATE RECORD WHEN...

DAY	Under Holtmann	21-22
On Monday	7-0	2-0
On Tuesday	12-3	2-0
On Wednesday	16-7	1-1
On Thursday	12-10	0-3
On Friday	9-5	1-0
On Saturday	22-10	1-0
On Sunday	19-13	3-0

MONTH	Under Holtmann	21-22
In November	25-6	5-2
In December	25-5	3-0
In January	19-16	2-2
In February	20-10	0-0
In March	8-11	0-0

OVERTIME	Under Holtmann	21-22
At home	0-1	0-0
On road	2-0	1-0
Neutral site	1-3	0-0

HALVES	Under Holtman	21-22
Leading at halftime	79-12	8-1
Trailing at halftime	13-35	1-3
Tied at halftime	4-1	0-0

VS. RANKED	Under Holtmann	21-22
vs. ranked team at home	9-6	2-0
vs. ranked team on road	6-10	0-1
vs. ranked team on neutral site	5-8	1-1

REBOUNDS	Under Holtmann	21-22
OSU has more rebounds	76-17	7-0
OSU has fewer rebounds	20-27	3-2
Rebounds are tied	1-3	0-1

ASSISTS	Under Holtmann	21-22
OSU has 15 or more	52-9	6-1
OSU has 20 or more	9-0	1-0
Allow 9 or fewer	26-10	3-1

TURNOVERS	Under Holtmann	21-22
OSU has 10 or fewer	25-10	2-0
OSU has fewer than opponent	45-16	3-0
Force 15 or more	22-11	2-0

BLOCKS	Under Holtman	21-22
OSU has 5 or more	32-6	5-2
OSU has 0 blocks	3-4	0-0
Opponent has 5 or more	16-17	1-2

STEALS	Under McGuff	20-21
OSU has 10 or more	7-0	0-0
OSU has 5 or more	61-28	5-1
Opponent has 10 or more	4-6	0-2

EXTRA POSSESSION	21-22
OSU has more rebounds & fewer turnovers	39-10 2-0

OSU POINTS	Under Holtmann	21-22
OSU scores 49 or fewer	0-2	0-0
OSU scores 50-59	1-14	0-1
OSU scores 60-69	16-20	1-3
OSU scores 70-79	39-9	4-0
OSU scores 80-89	27-3	4-0
OSU scores 90-99	12-0	1-0
OSU scores 100+	2-0	0-0

OPP POINTS	Under Holtmann	21-22
Opponent scores 49 or fewer	7-0	0-0
Opponent scores 50-59	27-0	2-0
Opponent scores 60-69	38-15	3-1
Opponent scores 70-79	19-21	4-3
Opponent scores 80-89	6-8	1-0
Opponent scores 90-99	0-4	0-0
Opponent scores 100+	0-0	0-0

SHOOTING %	Under Holtmann	21-22
OSU shoots 50% or better (FG)	38-5	6-2
OSU shoots 40% or better (3FG)	38-10	6-0
OSU shoots 80% or better (FT)	32-13	4-2
Opp shoots under 40% (FG)	44-12	4-1
Opp shoots under 30% (3FG)	37-14	3-3

3-PT FGS	Under Holtmann	21-22
OSU makes 10 or more	38-8	7-0
OSU makes 5 or fewer	19-18	1-2
Opponent makes 5 or fewer	24-11	2-3

FT ATTEMPTS	Under Holtmann	21-22
OSU attempts more FT	66-16	6-0
OSU attempts fewer FT	28-29	4-4

STARTING LINEUP	21-22
Wheeler, Branham, Ahrens, Liddell, Key	7-3
Wheeler, Johnson Jr., Ahrens, Liddell, Key	1-0
Wheeler, Branham, Ahrens, Liddell, Young	1-0
Wheeler, Branham, Ahrens, Liddell, Brunk	1-1

PLAYER	Career	21-22
<b>E.J. Liddell</b>		
Scores 10 or more points	29-16	10-4
Scored 20 or more points	11-3	5-1
Grabs 10 or more rebounds	5-2	2-0
Records a double-double	4-2	2-0
Makes multiple three-pointers	8-3	3-1
Has 3 or more blocks	11-2	6-2
Has 3 or more steals	2-1	1-0

Eugene Brown	Career	21-22
Scores 5 or more points	2-1	1-0
Makes multiple three-pointers	2-0	1-0
Grabs 4 or more rebounds	3-4	0-2

Justice Sueing	Career	21-22
Scores 10 or more points	13-4	1-0
Scores 20 or more points	0-1	0-0
Makes multiple three-pointers	2-3	0-0
Grabs 10 or more rebounds	5-0	0-0
Records a double-double	4-0	0-0
Has 3 or more steals	3-0	0-0
Has 3 or more assists	4-2	0-0

Justin Ahrens	Career	21-22
Scores 10 or more points	11-1	3-0
Makes 3 or more three-pointers	21-3	5-0
Grabs 5 or more rebounds	3-4	2-0

Kyle Young	Career	21-22
Scores 10 or more points	23-6	3-3
Grabs 10 or more rebounds	4-1	1-0
Records a double-double	3-0	0-0
Has 2 or more blocks	6-2	0-0
Has 2 or more steals	5-2	1-0

Zed Key	Career	21-22
Scores 10 or more points	11-1	6-1
Grabs 10 or more rebounds	2-0	1-0
Records a double-double	1-0	0-0
Has 2 or more blocks	6-1	2-0

Malaki Branham	Career	21-22
Scores 10 or more points		3-2
Scores 20 or more points		2-0
Has 3 or more assists		3-1
Has 3 or more steals		1-1

Meechie Johnson Jr.	Career	21-22
Scores 10 or more points	1-1	1-1
Made multiple three-pointers	8-2	6-2
3 or more assists	1-1	1-1
3 or more steals	1-0	1-0

# THE LAST TIME OHIO STATE...

## SCORING

<b>Team</b>	
100 Points Scored vs. Big Ten	106, vs. Penn State (12/7/19)
120 Points Scored	106, vs. Penn State (12/7/19)
50 or Fewer Points Scored vs. Big Ten	121, vs. George Mason (1/8/95) 50, at Northwestern (3/6/19) 50, at Northwestern (3/6/19)
<b>Half</b>	
50 Points Scored at Halftime vs. Big Ten	51, vs. Northwestern (1/9/22) 51, vs. Northwestern (1/9/22)
50+ Points Scored in Both Halves	52/50 vs. North Carolina A&T (11/12/10)
60 Points Scored at Halftime	60, vs. Marshall (11/25/16)
50 Points Scored in Either Half vs. Big Ten	51 (1st), vs. Northwestern (1/9/22) 51 (1st), vs. Northwestern (1/9/22)
60 Points Scored in Either Half vs. Big Ten	60 (2nd), vs. Penn State (12/7/19) 60 (2nd) vs. Penn State (12/7/19)
10 or Fewer Pts Scored before Half	9, vs. Michigan State (2/7/96)
15 or Fewer Pts Scored before Half	9, vs. Michigan State (2/7/96)
20 or Fewer Pts Scored during a Half vs. Big Ten	20 (1st) at Wisconsin (2/9/20) 20 (1st) at Wisconsin (2/9/20)
30+ point improvement 1st to 2nd half/W	+31 (22/53 W, 75-56) vs. Youngstown State (12/18/18)
30+ point improvement 1st to 2nd half/L	+31 (16/47 L, 73-67 OT) vs. Wisconsin (3/10/19)

## Individual

40 Points by a Player vs. Big Ten	40, Jared Sullinger, vs. IUPUI (12/19/10)
30 Points by a Player vs. Big Ten	42, Clark Kellogg, vs. Northwestern (1/15/81)
Double-Double in 1st Half	34, E.J. Liddell vs. Northwestern (1/9/22)
Double-Double in 1st Half (Big Ten)	34, E.J. Liddell vs. Northwestern (1/9/22)
Triple-Double (Pts./Rebs./Asts.)	Kaleb Wesson (11p/11r) vs. UMass Lowell (11/10/19)
Double-Double (Pts./Asts.) vs. Big Ten	Jae'Sean Tate (13p/10r) vs. Wisconsin (2/23/17)
2+ Double-Doubles, game	JaQuan Lyle vs Rutgers (16p/12r/11a on 1/13/16) JaQuan Lyle (10p/11a) vs. Jackson St. (11/23/16) JaQuan Lyle (16p/12r/11a) vs. Rutgers (1/13/16)
Double-Double off the bench	E.J. Liddell (23p/14r) vs. Oral Roberts (3/19/21)
Two Players with 20+ Points	D. Washington Jr. (18p/10r) vs. Oral Roberts (3/19/21)
Two Freshmen with 20+ Points	Trevor Thompson (17p/17r) vs. Connecticut (12/10/16)
Back to Back Gms Two Players with 20 Pts	E.J. Liddell (34), Malaki Branham (24) vs. Northwestern (1/9/22)
Three Players with 20 Points	D'Angelo Russell (23), Jae'Sean Tate (20) at Rutgers (2/8/15)
Two Players with 25 Points	J. Sullinger (30), D. Thomas (22) vs. Purdue (3/9/12), J. Sullinger (24), D. Thomas (22) vs. Michigan (3/10/12)
25 points in 1st half	Keita Bates-Diop (24), Kam Williams (20), C.J. Jackson (20) SDSU (3/15/18)
25 points in either half vs. Big Ten	David Lighty (26) and Jared Sullinger (26), vs. Florida (1/16/10)
25+ pts in back to back games	D'Angelo Russell (25) at Minnesota (1/6/15)
25+ pts in 3 consecutive games	Justin Ahrens (25-2nd/29 for game) vs. Iowa (2/26/19) Justin Ahrens (25-2nd/29 for game) vs. Iowa (2/26/19)
Player scored 20+ off the Bench	E.J. Liddell (25) vs. Akron 11/9/21, (29) vs. Niagara 11/12/21
Player had 20+pts, 15+ Rebounds	Keita Bates-Diop (27) at Iowa 1/4/18, (32) vs. MSU 1/7/18, (26) vs. Maryland 1/11/18
5-Consecutive 20 pt. Games	20, Duane Washington Jr. (20) vs. Purdue Fort Wayne (11/11/18)
Scored 15+ consecutive pts in a game	20/15, Jae'Sean Tate at Michigan (2/18/18) Deshaun Thomas (1/2-13/2013)

## Double Figures

Five Players in Double Figures vs. Big Ten	at Wisconsin (1/13/22); E.J. Liddell (18), Jamari Wheeler (11) Zed Key (10), Kyle Young (10), Malaki Branham (10)
Six Players in Double Figures vs. Big Ten	at Wisconsin (1/13/22); E.J. Liddell (18), Jamari Wheeler (11) Zed Key (10), Kyle Young (10), Malaki Branham (10)
Seven Players in Double Figures	vs. Nebraska (1/14/20); A. Wesson (11), Young (10), K. Wesson (13), D.J. Carton (13), CJ Walker (18), E.J. Liddell (10)
Zero Players in Double Figures	vs. Nebraska (1/14/20); A. Wesson (11), Young (10), K. Wesson (13), D.J. Carton (13), CJ Walker (18), E.J. Liddell (10)
Five Starters in Double Figures	Bethune-Cookman (11/25/89) Jackson, Lee, Carter, Brown, Baker, Jent, Skelton
vs. Big Ten	vs. Illinois (1/24/96) vs. Morehead State (12/2/20); Justice Sueing (11), Kyle Young (10), E.J. Liddell (16), Duane Washington Jr. (11), C.J. Walker (11)
Zero Starters in Double Figures	vs. No. 19 Michigan (3/1/20); A. Wesson (14), Muhammad (10), K. Wesson (14), C.J. Walker (20), Washington Jr. (20) at Creighton (11/15/16)

## FIELD GOALS

40 Field Goals	40 (67), vs. Robert Morris (11/10/17)
30 Field Goals	30 (60) at Wisconsin (1/13/22)
30 FGs in Back to Back games	30 (50) Villanova (11/13/19); 30 (66) Stetson (11/18/19); 31 (58) vs. Purdue Fort Wayne (11/22/19)
in Overtime	30 (63), at Nebraska (1/2/22, 1ot)
20 or Fewer Field Goals vs. Big Ten	16 (52), at Indiana (1/6/22) 16 (52), at Indiana (1/6/22)
15 or Fewer Field Goals	15 (48), vs. West Virginia (12/29/19)
Starters Made 1st 15 Field Goals Att.	vs. N. Florida (11/29/13); Scott (3-3), A. Williams (4-4), Smith Jr. (2-2), Craft (3-3), Ross (3-3)
Team made 10-Consecutive FGs	vs. William & Mary (12/9/17); (6 2s/4 3s) 19:18-12:24 (2nd)

## Individual

Made 10+ consecutive 2 pt FGs	10, K. Wesson vs Youngstown State (12/18/18)
Made 15+ consecutive 2 pt. FGs	17, Deshaun Thomas vs. SC Upstate (6, 12/14/11) and South Carolina (11, 12/17/11)
10 Field Goals Made	13 (19), Malaki Branham at Nebraska (1/2/22)
10 Field Goals and Free Throws Made	10/11, Kaleb Wesson vs. Youngstown State (12/18/18)

## Field Goal Attempts

40 or Fewer Attempts	37 (21), vs. Northwestern (1/29/11)
70 Attempts	70 (36), vs. Bowling Green (11/15/21)
80 Attempts	82 (45), vs. Marshall (11/25/16)

## Field Goal Percentage

70+ Percent Shooting	.714 (35-49), vs. Presbyterian (12/15/07)
60+ Percent Shooting vs. Big Ten	.600 (30-50), vs. No. 10 Villanova (11/13/19)
Back to Back Games 60+ Pct. Shooting	.660 (31-47), at Wisconsin (12/2/17) .653 (32-49), vs. Marquette (11/18/14) .617 (37-60), UMass-Lowell (11/14/14)
Five-Consecutive gms 50+ FG Pct.	(11/29-12/14/13 vs. UNF (.692), vs. Maryland (.521), vs. CCSU (.527), vs. Bryant (.525), vs. NDSU (.529)
50+ Percent Shooting vs. Big Ten	.569 (29-51) vs. Northwestern (1/9/22) .569 (29-51) vs. Northwestern (1/9/22)
30 Percent Shooting or Less	.266 (17-64), at Northwestern (3/6/19)
70+ Percent Shooting (half) vs. Big Ten	.708 (17-24/2nd) vs. High Point (12/29/18) .783 (18-23/1st) at Wisconsin (12/2/17)

## Individual

Perfect from the field (min. 10 made)	10 (10), Jae'Sean Tate vs. Northeastern (11/19/17)
---------------------------------------	--

## THREE-POINTERS

10 3-Pointers vs. Big Ten	11-25, vs. Northwestern (1/9/22) 11-25, vs. Northwestern (1/9/22)
10 3-pointers in a half	12/18, (2) vs. Penn State (12/7/19)
15 3-Pointers	16/34, at Nebraska (1/2/22)
Zero 3-Pointers	0/11, at Indiana (3/2/14)
Eight Players with a Made 3-pointer	vs. Maryland (1/11/18)
Three Players with 4 Made 3s in a game	K. Wesson (4-6), Muhammad (4-5), Washington Jr. (4-6)
Equal 3s and 2s	vs. Penn State (W, 106-74)
More 3s than 2s	8/8 at Indiana (1/6/22) 16/14 at Nebraska (1/2/22)

## Three-Point Attempts

35 or More Attempts	35 (14), vs. Purdue (1/19/21)
30 or More Attempts	34 (16), at Nebraska (1/2/22)
10 or Fewer Attempts	9 (5), at Wisconsin (2/1/14)

## FREE THROWS

<b>Team</b>	
25 Made Free Throws vs. Big Ten	26 (27) vs. Northwestern (1/9/22) 27 (27) vs. Northwestern (1/9/22)
30 Made Free Throws	30 (37), vs. Penn State (12/7/19)
Five or Fewer Made Free Throws vs. Big Ten	5 (10), at Wisconsin (1/13/22) 5 (10), at Wisconsin (1/13/22)
20 Consecutive Made Free Throws	20 (26-27) vs. Northwestern (1/9/22)
Final 15 points scored from FT line	vs. Stanford (11/24/17) W 79-71
Perfect from FT line (min 15 made)	16-16 vs. Penn State (1/25/18)

## Attempts

10 or Fewer Free Throws Attempted	10 (5), at Wisconsin (1/13/22)
30 Free Throws Attempted vs. Big Ten	30 (10) vs. Niagara (11/12/21) 30 (22) vs. No. 3 Illinois (3/14/21)
40 Free Throws Attempted	42 (31), vs. Syracuse (3/24/12)
50 Free Throws Attempted	51 (38) vs. Ohio (11/12/13)

## Individual

20 Consecutive Made FTs	45, CJ Walker (11/29/20 to 1/31/21)
30 Consecutive Made FTs	45, CJ Walker (11/29/20 to 1/31/21)
40 Consecutive Made FTs	45, CJ Walker (11/29/20 to 1/31/21)

# THE LAST TIME OHIO STATE...

## REBOUNDS

<b>Team</b>	
50 Rebounds vs. Big Ten	51, vs. Robert Morris (11/10/17)
60 Rebounds	51, at Illinois (1/28/16)
	61, vs. Marshall (11/25/16)
<b>Individual</b>	
15 Rebounds	18, Kaleb Wesson (18p/16r) at Nebraska (2/27/20)
20 Rebounds	22, Herb Williams vs. Marshall (11/28/77)
25 Rebounds	30, Jerry Lucas (3/9/62)
Three Players with 10 Rebounds	Carter, Jent, Robinson, vs. Tenn. State (12/17/90)
12+ Rebounds before halftime	12, Trevor Thompson vs. Youngstown St. (12/20/16)

## ASSISTS

<b>Team</b>	
30 or More Assists	30, vs. VMI (11/23/11)
25 or More Assists vs. Big Ten	27, vs. Bowling Green (11/15/21)
Five or Fewer Assists	25, vs. Maryland (11/11/18)
	4, Michigan State (2/23/16)
<b>Individual</b>	
10 Assists	10, Keyshawn Woods vs. UCLA (12/22/18)
15 Assists	16, Shannon Scott vs. Sacred Heart (11/23/14)
Consecutive games with 10 or more	Shannon Scott: 14 vs. Marquette (11/18/14); 16 vs. Sacred Heart (11/23/14)
3 consecutive games with 10 or more	Shannon Scott: 11 vs UMass-Lowell (11/14/14); 14 vs. Marquette (11/18/14); 16 vs. Sacred Heart (11/23/14)
Most assists in back to back games	30, Shannon Scott: 14 vs. Marquette (11/18/14); 16 vs. Sacred Heart (11/23/14)
Most assists in 3 consecutive games	41, Shannon Scott: 11 vs UMass-Lowell (11/14/14); 14 vs. Marquette (11/18/14); 16 vs. Sacred Heart (11/23/14)

## TURNOVERS

<b>Team</b>	
Five or Fewer Turnovers vs. Big Ten	5 vs. Michigan State (1/5/19)
	5 vs. Michigan State (1/5/19)

## STEALS

<b>Team</b>	
15 or More vs. Big Ten	15, vs. Mercer (12/22/15)
10 or More vs. Big Ten	17, vs. Michigan (2/5/05)
10+ in consecutive games	12, vs. Indiana (3/14/19)
10+ in 3 consecutive games	12, vs. Indiana (3/14/19)
	10 vs. Illinois (1/3/15); 10 at Minnesota (1/6/15)
	10 vs High Point (12/10/14); 10 vs. Morehead St. (12/13/14); 18 vs. NC A&T (12/17/14)
0 steals	vs. Michigan (2/16/16)

## BLOCKS

<b>Individual</b>	
5 Steals	5, Jamari Wheeler vs. Northwestern (1/9/22)
3 Players 3 or more	Scott (3), Craft (3), Ravenel (3) vs. Minnesota (2/20/13)

## BLOCKS

10+ Blocks Team vs. Big Ten	10, at Wisconsin (1/12/17)
0 Blocked Shots vs. Big Ten	10, at Wisconsin (1/12/17)
6 players with at least 1 block	vs. Houston (3/24/19)
7 players with at least 1 block	vs. Maryland (1/18/19)
3 players with at least 3 blocks	vs. Nebraska (1/14/20)
	vs. North Carolina (12/20/14)
	Thompson (3), Bell (3), Bates-Diop (3)
	vs. Youngstown St. (12/20/16)

## BLOCKS

<b>Individual</b>	
5 Blocks	5, E.J. Liddell vs. Northwestern (1/9/22)
10 Blocks	11, Ken Johnson, vs. Iowa (2/9/00)

## PLAYER USAGE

Six Players Used	vs. Michigan State (2/21/10)
Seven Players Used	vs. Akron (3/15/16)
Playing 40 Minutes (non-OT)	Andre Wesson vs. Illinois (3/5/20)
Playing 45 Minutes (OT)	Keita Bates-Diop at Indiana-OT (2/23/18)
Played 50 Minutes (2OT)	David Lighty, William Buford vs. Illinois-2ot (3/13/10)

## FOULS

Three Players Fouled Out vs. Big Ten	A. Wesson, K. Wesson, Muhammad, vs. Michigan State (1/5/19)
	A. Wesson, K. Wesson, Muhammad, vs. Michigan State (1/5/19)

## MARGIN OF VICTORY

40-Point Victory vs. Big Ten	107-61 (+46) vs. Purdue Fort Wayne (11/11/18)
30-Point Victory vs. Big Ten	102-62 (+40), vs. Northwestern (1/10/91)
30+ Pt. Wins, Back-to-Back Home Games	89-58 (+31) vs. Bowling Green (11/15/21)
	90-54 (+36) vs. Nebraska (12/30/20)
	80-48 (+32) vs. SEMO (12/17/19)
	106-74 (+32) vs. Penn State (12/7/19)
3 30-point Big Ten wins, season	vs. Northwestern (87-54), Nebraska (71-40), at Nebraska (79-45) in 2012
	97-43 (+54) vs. High Point (12/10/14)
	100-40, vs. UT Martin (12/27/10)
	116-44, vs. Chicago State (11/30/91)
	88-2, vs. Ohio (2/6/1903)
50-Point Victory	
60-Point Victory	
70-Point Victory	
80-Point Victory	

## HALFTIME/DEFICITS

20+ Point Lead at Halftime vs. Big Ten	41-18 (+23), vs. Bowling Green (11/15/21)
30-Point Lead at Halftime	49-26 (+23), at Wisconsin (12/2/17)
30+ Deficit at Halftime	47-17 (+30), vs. Northeastern (11/19/17)
20+ Deficit at Halftime	48-18 (-30) at Indiana (1/10/16)
10-Point Halftime Deficit Overcome	45-21 (-24) at Penn State (2/15/18)
10-Point Deficit Overcome (any point)	-15, Duke (11/30/21), down 43-30, W 71-66
	-11 at Iowa (2/4/21), down 61-50 14:29-2nd W 89-85
20-Point Halftime Deficit Overcome	-20, vs. Penn State (3/3/01)
20-Point Deficit Overcome	-20, Michigan (12/4/17), down 43-23 1:31-1st, W 71-62
15-19 Point Deficit Overcome	-15, vs. Duke (11/30/21), 45-30 (19:36/2nd), W 71-66

## VS. RANKED OPPONENTS

Ohio State Played a Ranked Opponent	
Ohio State Win	73-55, vs. No. 22 Wisconsin (12/11/21)
Ohio State Loss	68-78, at No. 13 Wisconsin (1/13/22)
Ohio State Played an AP No. 1-Ranked Team	
Ohio State Win	71-66, vs. No. 1 Duke (11/30/21)
Ohio State Loss	81-68, vs. No. 1 Indiana (2/10/13)
Ohio State Played an AP Top 5 Team	
Ohio State Win	71-66, vs. No. 1 Duke (11/30/21)
Ohio State Loss	91-88 ot, vs. No. 3 Illinois (3/14/21)
Ohio State Played an AP Top 10 Team	
Ohio State Win	71-66, vs. No. 1 Duke (11/30/21)
Ohio State Loss	91-88 ot, vs. No. 3 Illinois (3/14/21)

## OVERTIME

Overtime Game	
Ohio State Home Win	72-63, Akron (3/16/16)
Ohio State Home Loss	73-67, Wisconsin (3/10/19)
Ohio State Neutral Win	87-78, vs. Purdue (3/12/21 tot)
Ohio State Neutral Loss	75-72, vs. Oral Roberts (3/19/21 tot)
Ohio State Away Win	87-79, at Nebraska (1/2/22 tot)
Ohio State Away Loss	72-68, at Michigan State (1/7/14)
Double Overtime Game	
Ohio State Win	80-78, at Indiana (2/23/18 2ot)
Ohio State Loss	74-72, vs. Siena (3/20/09)
Triple Overtime Game	
Ohio State Win	93-92, vs. Purdue (3/5/81)
Ohio State Loss	97-96, vs. Rutgers (12/30/78)

## ONE-POINT GAMES

Ohio State Home Win	67-66, Akron (11/9/21)
Ohio State Home Loss	58-57, Nebraska (2/18/17)
Ohio State Neutral Win	68-67, vs. No. 4 Michigan (3/13/21)
Ohio State Neutral Loss	69-68 vs. Penn State (3/2/18)
Ohio State Away Win	71-70, at Penn State (2/28/17)
Ohio State Away Loss	71-70, at Northwestern (12/26/20)

## OPENERS

Home Openers	
Ohio State Win	67-66, vs. Akron (11/9/21)
Ohio State Loss	73-53, vs. Georgia Tech (12/16/03)
Road Opener	
Ohio State Win	90-85, at Notre Dame (12/8/20)
Ohio State Loss	65-71, at Xavier (11/18/21)
Neutral Opener	
Ohio State Win	79-76, vs. Seton Hall (11/22/21)
	Rocket Mortgage Fort Myers Tip-off, Fort Myers, Fla.
Ohio State Loss	86-59, vs. No. 17 Gonzaga (11/23/17)
	Veterans Coliseum, Portland, Oregon

# THE LAST TIME AN OPPONENT...

## SCORING

### Team

Scored 100 Points in OT	100, at Maryland (1/16/15)
Scored 120 Points	113, LSU (2-OT) (1/15/10)
Scored 50 or Fewer Points By a Big Ten Opponent	122, Indiana (2/2/59)
	40, Youngstown St. (12/20/16)
	46, vs. Penn State (1/26/16)

### Half

50 Points Scored at Halftime	54, Indiana (3/4/17)
60 Points Scored at Halftime	61, Illinois (2/17/88)
50 Points Scored in Either Half By a Big Ten Opponent	50 (2), Michigan State (1/5/19)
60 Points Scored in Either Half	50 (2), Michigan State (1/5/19)
15 or Fewer Pts Scored before Half By a Big Ten Opponent	63 (2), Penn State (2/16/98)
20 or Fewer Points Scored during a Half By a Big Ten Opponent	14, Stetson (11/18/19)
	15, at Rutgers (1/14/18)
	18 (1), Bowling Green (11/15/21)
	20 (1), Purdue (2/15/20)

### Individual

40+ Points by a Player	43, Brandon Paul, Illinois (1/10/12)
30+ Points by a Player	30, Kevin Obanor, Oral Roberts (3/19/21 ot)
Triple-Double (Pts./Reb./Asts.)	Zavier Simpson (11p/10r/12a), Michigan (1/29/19)
Two Players with 20 Points	Brad Davison (25), Tyler Wahl (20), at Wisconsin (1/13/22)
Three Players with 20 Points	Ty Berry (23), Pete Nance (20), Chase Audige (20) Northwestern (1/9/22)
Two Players with 25 Points	Kevin Obanor (30), Max Abmas (29), Oral Roberts (3/19/21 ot)
Player scored 20+ Points off the Bench	23, Zach Morley, Wisconsin (3/11/05)

### Double Figures

Five Players in Double Figures	No. 3 Illinois (3/14/21); Cockburn (16), Frazier (10), Dosunmu (16), Curbelo (16), Bezhanishvili (12), Williams (13)
By Big Ten Opponent	No. 3 Illinois (3/14/21); Cockburn (16), Frazier (10), Dosunmu (16), Curbelo (16), Bezhanishvili (12), Williams (13)
Six Players in Double Figures	No. 3 Illinois (3/14/21); Cockburn (16), Frazier (10), Dosunmu (16), Curbelo (16), Bezhanishvili (12), Williams (13)
By Big Ten Opponent	No. 3 Illinois (3/14/21); Cockburn (16), Frazier (10), Dosunmu (16), Curbelo (16), Bezhanishvili (12), Williams (13)
Zero Players in Double Figures	Louisiana-Monroe (12/27/13)
Zero Starters in Double Figures	Rutgers (2/13/20), OSU win 72-66

### FIELD GOALS

30 Field Goals	32 (68), vs. Northwestern (1/9/22)
By Big Ten Opponent	32 (68), vs. Northwestern (1/9/22)
in OT	31 (75), Illinois (2-OT) (3/13/10)
20 or Fewer Field Goals	20 (57), vs. No. 4 Michigan (3/13/21)
By Big Ten Opponent	20 (57), vs. No. 4 Michigan (3/13/21)
20 or Fewer FGs in back to back games	19 (42), Indiana (2/1/20)
	20 (60), Michigan (2/4/20)
By Big Ten Opponents	19 (42), Indiana (2/1/20)
	20 (60), Michigan (2/4/20)
15 or Fewer Field Goals	13 (52), Morehead State (12/2/20)
By Big Ten Opponent	15 (53), at Illinois (2/15/14)
1-5 2-pt FGs made in a half	2 (17)-1st, at Cincinnati (11/7/18)

### Field Goal Attempts

40 or Fewer Attempts	40 (18), Delaware State (12/19/09)
70+ Attempts	70 (25), Oral Roberts (3/19/21 ot)
By Big Ten Opponent	77 (28), vs. Minnesota (3/11/21)
80 Attempts	91 (36), George Mason (12/9/95)
90 Attempts	91 (36), George Mason (12/9/95)

### Field Goal Percentage

70 Percent Shooting	.733 (33-45), Michigan State (2/7/04)
60 Percent Shooting	.667 (34-51), at Michigan State (3/5/16)
by Big Ten Opponent	.667 (34-51), at Michigan State (3/5/16)
50 Percent Shooting	.519 (27-52), vs. No. 4 Illinois (3/6/21)
by Big Ten Opponent	.519 (27-52), vs. No. 4 Illinois (3/6/21)
Under 30 Pct. Shooting	.283 (17-60), vs. Nebraska (12/30/20)
by Big Ten Opponent	.283 (17-60), vs. Nebraska (12/30/20)
Consecutive Opps. Under 30 Pct. Shooting	.275 (14-51) Western Carolina (11/21/16); .295 (18-61) Jackson State (11/23/16)
Under 20 Pct. Shooting	.185 (10-54) vs. La.-Monroe (12/27/13)
Under 20 Pct. Shooting/Half	.172 (5-29/2nd) Michigan (12/4/17) OSU W 71-62

### THREE-POINTERS

10 3-Pointers	10 (23), at Wisconsin (1/13/22)
By Big Ten Opponent	10 (23), at Wisconsin (1/13/22)
17 3-Pointers	17 (35), UMBC (12/29/07)
Most By Big Ten Opponent	16 (26), Purdue (2/7/98)
Zero 3-Pointers	0/13, Minnesota (12/2/18)
By Big Ten Opponent	0/13, Minnesota (12/2/18)

More 3s than 2s	11/10, UMass Lowell (11/29/20)
Back to Back teams with more 3s than 2s	10/9 at No. 5 Louisville (12/2/14); 11/7 vs. Colgate (12/6/14)
Equal 3s and 2s	12 each, Towson (12/8/21)
Back to Back to Back with 10+ 3-Pointers	10 (31) at Michigan (2/4/20); 12 (32) at Wisconsin (2/9/20)

### Three-Point Attempts

40 or More Attempts	43 (13) Citadel (11/19/17)
30 or More Attempts	35 (11) Oral Roberts (3/19/21 ot)
By Big Ten Opponent	32 (8) vs. Minnesota (3/11/21)
25 or More Attempts	26 (6) Wisconsin (12/11/21)
By Big Ten Opponent	26 (6) Wisconsin (12/11/21)
10 or Fewer Attempts	9, Jackson State (11/18/11)
By Big Ten Opponent	5, Michigan State (2/15/11)

### FREE THROWS

#### Team

25 Free Throws Made	30 (37), Michigan State (1/5/19)
By Big Ten Opponent	30 (37), Michigan State (1/5/19)
30 Free Throws	30 (37), Michigan State (1/5/19)
5 or Fewer Made Free Throws	5 (9), Wisconsin (12/11/21)
By Big Ten Opponent	5 (9), Wisconsin (12/11/21)
Perfect from Foul Line (at least 10 made)	15/15, Towson (11/15/04)
0 Free Throws	0 (0) Wisconsin (1/29/13)

### Attempts

5 or Fewer Free Throws Attempted	5 (3), vs. Nebraska (1/14/20)
By Big Ten Opponent	5 (3), vs. Nebraska (1/14/20)
10 or Fewer Free Throws Attempted	9 (5), Wisconsin (12/11/21)
By Big Ten Opponent	9 (5), Wisconsin (12/11/21)
30 Free Throws Attempted	33 (23), No. 23 Florida (11/24/21)
By Big Ten Opponent	32 (24), No. 3 Illinois (3/14/21)
40 Free Throws Attempted	46, Wisconsin (2/6/02)
By Big Ten Opponent	46, Wisconsin (2/6/02)
0 free throws attempted	Wisconsin (1/29/13)

### Individual

Perfect From Foul Line (min. 10 FTA)	10-10, Theo Pinson, North Carolina (12/23/17)
20 Free Throws	20 (22), Glenn Robinson, Purdue (2/23/94)
15 Free Throws	16 (18), Devin Harris, Wisconsin (2/14/04)

### REBOUNDS

#### Team

50 Rebounds	53, vs. North Carolina (12/20/14)
15 or Fewer	14, Presbyterian (12/15/07)

#### Individual

10+ Rebounds	12, Trayce Jackson-Davis, at Indiana (1/6/22)
15+ Rebounds	15, Bruno Fernando, Maryland (1/18/19)

### ASSISTS

#### Team

Five or Fewer Assists	4, vs. No. 21 Seton Hall (11/22/21)
-----------------------	-------------------------------------

#### Individual

10 Assists	10, Terry Nolan Jr., Towson (12/8/21)
By Big Ten Opponent	10, Zavier Simpson, Michigan (1/29/19)
15 Assists	15, Tony Miller, Marquette (12/12/93)

### TURNOVERS

#### Team

Five or Fewer Turnovers	2, vs. No. 4 Michigan (3/13/21)
By Big Ten Opponent	2, vs. No. 4 Michigan (3/13/21)
25 Turnovers	25, Mercer (12/22/15)
By Big Ten Opponent	27, Nebraska (1/21/12)
30 Turnovers	33, Denver (12/7/00)

#### Individual

10 Turnovers	10, Corey Hemphill, Tennessee Tech (11/24/98)
--------------	---

### STEALS

#### Team

10 or More	13, vs. No. 23 Florida (11/24/21)
By Big Ten Opponent	11, at Indiana (1/11/20)

#### Individual

5 Steals by a Player	5, Carlos Jurgens, Oral Roberts (3/19/21 ot)
5 Steals by 2 players	5, Jamari Wheeler, Josh Reaves, Penn State (2/7/19)

### BLOCKS

10+ Team	12, Minnesota (1/8/17)
By Big Ten Opponent	12, Minnesota (1/8/17)
Zero Blocked Shots	at Wisconsin (1/13/22)
By Big Ten Opponent	at Wisconsin (1/13/22)
3 Consecutive Games 0 Blocks	Mercer, SCSU, Minnesota (2015-16)
4 Consecutive Games 0 Blocks	Mercer, SCSU, Minnesota, Illinois (2015-16)

# THE LAST TIME AN OPPONENT...

## Individual

5 Blocks 5, Trayce Jackson-Davis, at Indiana (1/6/22)

## PLAYER USAGE

Six Players Used Villanova (2/18/04)  
 Seven Players Used Northwestern (1/29/11)  
 Playing 40 Minutes (non-OT) Jalen Pickett, Penn State (12/5/21)

## FOULS

Three Players Fouled Out F. Howard, D. Marek, S. Bourama-Syracuse (11/28/18)  
 Four Players Fouled Out Ndour, J. Smith, R. Johnson, Setty, Hall-Ohio (11/12/13)  
 Five Players Fouled Out Ndour, J. Smith, R. Johnson, Setty, Hall-Ohio (11/12/13)

## MARGIN OF VICTORY

30-Point Victory 86-51 (+35), at Purdue (3/2/19)  
 40-Point Victory 112-71 (+41), BYU (12/22/65)  
 By Big Ten Opponent 111-64 (+47), Illinois (2/10/56)

## Halftime/Deficits

30-Point Lead at Halftime 48-18, Indiana (1/10/16)  
 20-Point Lead at Halftime 48-20, at Purdue (3/2/19)  
 By Big Ten Opponent 48-20, at Purdue (3/2/19)  
 Comeback Win down 10+ at half 12 (36-24) at Virginia (11/30/16) W 63-61  
 Comeback Win After Trailing by 10+ 10 (47-37), 2nd 13:06, vs. No. 23 Florida (11/24/21) W 71-68  
 Trailed OSU by 25+ (any point) 36 (W 90-54), Final, vs. Nebraska (12/30/20)  
 Trailed OSU by 35+ (any point) 36 (W 90-54), Final, vs. Nebraska (12/30/20)  
 Trailed OSU by 40+ (any point) 42 (W 89-58), 81-39, 6:10 (2nd), vs. Bowling Green (11/15/21)  
 Trailed OSU by 45+ (any point) 46 (W 85-46), 3:56(2) 84-38, Purdue FW (11/22/19)  
 47 (W 86-51), 8:19(2) 77-30, Stetson (11/18/19)

## MISCELLANEOUS-Ohio State

30+ Ohio State Bench Points 39, vs. Bowling Green (11/15/21)  
 by Opponent 31, vs. No. 23 Florida (11/24/21)  
 40+ Bench Points 47 vs. Nebraska (12/30/20)  
 by Opponent 42, vs. Rutgers (2/13/20)  
 50+ Bench Points 53 vs. Purdue Fort Wayne (11/11/18)  
 60+ Points in the Paint 66 vs. Robert Morris (11/10/17)  
 50+ Points in the Paint 66 vs. Robert Morris (11/10/17)  
 10+ lead any point (Holtmann era) 81-5  
 vs. Big Ten 45-2  
 OSU when down 10+ (Holtmann era) 11-36  
 vs. Big Ten 7-29  
 20+ lead any point (Holtmann era) 40-0  
 30+/40+ lead any point (Holtmann era) 20-0/6-0  
 20+ Made FTs, Both Teams OSU (22-30), Illinois (24-32)  
 Illinois (W, 91-88 ot 3/14/21)  
 10+ Players Score 10 vs. No. 23 Florida (11/24/21)  
 10+ Offensive Rebounds-Ind. 11 (18 total), Jared Sullinger at NW (2/29/12)  
 10 (14 total), Terence Dials vs. UNH (12/28/04)  
 10 Steals and 10 Blocks 13/10 vs. Bryant (12/11/13)  
 10 Assists and 10 Blocks 17/11 vs. North Carolina (12/20/14)  
 vs. Big Ten 13/13 vs. Michigan (2/6/07)  
 10 Assists and 10 Steals 14/10 vs. Wisconsin (2/15/20)  
 vs. Big Ten 14/10 vs. Wisconsin (2/15/20)  
 10 Asts., 10 Steals, 10 Blocks 16/13/10 vs. Bryant (12/11/13)  
 20 Assists and 10 Blocks 22/11 vs. St. Francis, Pa. (11/28/09)  
 20 Assists and 10 Steals 22/12 vs. Indiana (3/14/19)  
 vs. Big Ten 22/12 vs. Indiana (3/14/19)  
 20 Asts., 10 Steals, 10 Blocks 22/12/11 vs. St. Francis, Pa. (11/28/09)  
 vs. Big Ten 35 (63-28) 15:31 (2) at Wisconsin (12/2/17)  
 25+ Rebound Margin 28, (51-23) vs. Robert Morris (11/10/17)  
 25+Point Differential 1st to 2nd half +28, vs. Minnesota (2/22/14) 18 pts 1st, 46 pts 2nd  
 30+ FGs, 10+ 3s, 30 FTs in a game 31/14/30 vs. Penn State (12/7/19)  
 10 Players with 10+ mins in a game 10, vs. Nebraska (12/30/20)  
 10 Players with 2+ Rebs in a game 11 vs. Nebraska (12/30/20)  
 OSU more FT pts than 2-pt basket pts. 38 FTs (38-51), 13 2-pters (26 pts)  
 vs. Ohio (11/12/13)  
 OSU player more assists than opponent C.J. Walker (6) vs. SEMO (5) (12/17/19)  
 OSU player with assists equal to opponent D.J. Carton (5) vs. SEMO (5) (12/17/19)  
 OSU player made 1st career FGA Zed Key (2 pt) vs. Illinois State 11/25/20,  
 Eugene Brown III (3 pt) vs. Illinois State 11/25/20  
 Meechie Johnson Jr. (3 pt) vs. Northwestern 1/13/21  
 OSU player 1st made career FGA (3 ptr) Eugene Brown III (3 pt) vs. Illinois State 11/25/20  
 Meechie Johnson Jr. (3 pt) vs. Northwestern 1/13/21  
 OSU player outscored opp. in a half D. Thomas (18 pts) vs. Nebraska (17) (1/2/13) (1st)  
 OSU player ties opp in total rebounds Jared Sullinger (18 rebs.), NW 18 rebs. at NW  
 (2/29/12)  
 OSU 0 bench points at Maryland (2/11/17)  
 OSU More TOs than FGs vs. Michigan State (2/11/12), 15 TOs, 14 FGs  
 OSU Win when trailing at 5:00 (2nd half) at Nebraska (1/2/22), -3 (65-62), W 87-79  
 OSU Loss when leading at 5:00 (2nd half) vs. No. 23 Florida (11/24/21), +5 (61-56), L 71-68

OSU started each half with a 12-0 run vs. La.-Monroe (12/27/13), 1st 12-0, 2nd 15-0  
 2 OSU players outscore opponent vs. La.-Monroe (12/27/13), 32 (Smith Jr.-17,  
 Ross-15), ULM 31 (OSU W 71-31)

Back-to-Back Road Wins vs. AP Top 15 at No. 10 Wisconsin (W, 74-62) Jan. 23, 2021  
 at No. 8 Iowa (W, 88-85), Feb. 4, 2021

Back-to-Back Road Wins vs. AP Top 25 at No. 10 Wisconsin (W, 74-62) Jan. 23, 2021  
 at No. 8 Iowa (W, 88-85), Feb. 4, 2021

Back-to-Back Home Wins vs. AP Top 25 vs. No. 1 Duke (W, 71, 66, 11/30/21),  
 vs. No. 22 Wisconsin (W, 73-55, 12/11/21)

4-Consecutive Road Wins vs. AP Top 15 at No. 15 Rutgers (W, 79-68) Jan. 9, 2021  
 at No. 14 Illinois (W, 87-81) Jan. 16, 2021

at No. 10 Wisconsin (W, 74-62) Jan. 23, 2021  
 at No. 8 Iowa (W, 88-85), Feb. 4, 2021

5-Consecutive Road Wins in the Big Ten at No. 15 Rutgers (W, 79-68) Jan. 9, 2021  
 at No. 14 Illinois (W, 87-81) Jan. 16, 2021

at No. 10 Wisconsin (W, 74-62) Jan. 23, 2021  
 at No. 8 Iowa (W, 88-85), Feb. 4, 2021

at Maryland (W, 73-65), Feb. 8, 2021  
 Two 25-pt wins vs. Top 10 in a season vs. No. 10 Villanova (W, 76-51, 11/13/19);  
 at No. 7 North Carolina (W, 74-49, 12/4/19)

OSU went on 20-0 run vs. Illinois State (11/25/20) (22-0 in 1st half  
 over 13:36)

Held Opponent Scoreless for 10+ Mins 10:41 vs. Stetson (11/18/19) 16:37-5:57 of  
 1st half

vs. Big Ten 11:31 vs. Illinois (2/4/18), last 10:11 (1st),  
 1st 1:20 (2nd)

OSU with 0 Fast Break Points at Wisconsin (1/13/22)  
 OSU with 0 pts. off opp. Turnovers vs. Providence (11/17/16)

OSU Bench outscored Starters 47/43 vs. Nebraska (12/30/20)  
 OSU Player was B1G POW E.J. Liddell (12/13/21)

OSU Player was B1G FOW Malaki Branham (1/3/22 & 1/10/22)  
 OSU Player was both B1G POW and FOW D'Angelo Russell (1/26/15)

## MISCELLANEOUS-Opponent

0 Pts off Turnovers vs. La.-Monroe (12/27/13)  
 Big Ten vs. Michigan State (3/16/13)  
 More TOs than FGs Stetson (11/18/19), 17 TOs, 16 FGs  
 Big Ten Minnesota (2/20/13), 24 TOs, 14 FGs  
 2X more TOs than FGs Nebraska (1/21/12) 27 TOs, 13 FGs  
 Both Teams 0 bench points Ohio State at Illinois (1/10/12)  
 Both Teams 0 blocks Ohio State vs. Illinois (2/4/18)  
 0 Fast Break Pts. vs. Northwestern (1/9/22)  
 Both Teams 0 Fast Break Pts. Ohio State vs. Rutgers (3/8/17)  
 0 Bench Points Purdue (2/7/18)  
 More Bench Points than Starters Bowling Green (11/15/21), 37 bench/21 starters)  
 No player with more than 2 FGs La.-Monroe (12/27/13)  
 Both an OSU an OPP player with 10+ assists 12, Shannon Scott (OSU); 10, Austin Williams, NC A&T (12/17/14)



**EXHIBITION GAME**  
**NOVEMBER 1, 2021**  
**UINDY 46**  
**17/17 OHIO STATE 82**  
 Value City Arena (8,302)  
 Columbus, Ohio

UINDY	FG	3FG	FT	O	D	T	PF	TP	A	T	BS	S	MP				
01 Tchoua	f	2	8	0	2	3	1	2	3	6	1	1	0	15			
03 Bingham	f	1	4	0	1	2	2	4	4	1	4	0	1	20			
23 Robinson	f	1	7	1	6	0	0	1	3	4	4	3	2	1	0	0	22
10 Montgomery	g	1	8	1	7	0	1	0	1	1	2	3	0	1	0	0	21
22 Miller Jr.	g	5	7	0	0	1	3	0	2	2	1	11	1	0	0	1	18
02 Tynes	g	0	4	0	1	0	2	0	3	3	1	0	1	4	0	0	15
04 Nicoson	g	1	1	0	0	0	1	1	2	0	2	1	2	0	0	0	16
05 Etherington	g	1	2	1	2	0	0	0	0	0	1	3	0	2	0	1	13
11 Hines	g	1	2	1	2	0	0	2	2	0	3	0	0	0	0	0	6
12 Peeters	g	1	4	1	1	0	1	0	0	0	1	3	0	2	0	0	13
14 Becher	g	2	3	0	0	0	0	2	0	2	1	4	0	1	0	0	13
15 Bomba	g	0	0	0	0	0	0	1	1	1	0	0	0	0	0	0	4
21 Steinfeld	g	0	2	0	0	0	0	2	4	6	2	0	0	1	2	0	14
24 Ambrose	g	2	4	0	1	0	0	0	0	0	0	4	0	0	0	0	11
TEAM																	
Totals.....		18	56	5	21	5	12	10	24	34	18	46	6	19	4	3	200

OSU	FG	3FG	FT	O	D	T	PF	TP	A	T	BS	S	MP				
10 Ahrens	f	2	8	2	7	0	0	0	1	1	6	2	1	1	2	23	
23 Key	f	5	9	0	1	2	2	3	6	9	2	12	2	2	4	0	25
32 Liddell	f	5	8	1	4	1	1	2	7	9	2	12	3	2	1	0	21
00 Johnson Jr.	g	3	9	1	3	5	6	1	4	5	2	12	2	1	0	0	18
55 Wheeler	g	2	3	1	2	0	0	0	3	3	2	5	2	0	0	1	15
01 Sotos	g	0	2	0	2	0	0	2	2	2	0	3	3	0	1	1	16
02 Russell	g	1	7	1	5	0	0	0	2	2	0	3	0	0	0	0	18
03 Brown III	g	6	7	3	4	0	3	3	4	7	0	15	0	0	0	1	21
22 Branham	g	3	9	2	5	2	2	0	1	1	1	10	2	1	0	0	20
24 Etzler	g	1	3	0	1	0	0	1	2	3	1	2	2	0	0	0	8
42 Hookfin	g	2	2	0	0	1	2	0	1	1	0	5	0	0	0	0	6
50 Brunk	g	0	0	0	0	0	0	2	0	2	5	0	0	3	1	0	9
TEAM																	
Totals.....		30	67	11	34	11	16	17	33	50	18	82	18	13	7	5	200

1st	2nd	Total	FG%	3pFG%	FT%	
Uindy	25	21	46	32.1	23.8	41.7
Ohio State	41	41	82	44.8	32.4	68.8

Officials: Edwin Young, Donnie Eppley, Rob Riley

Points	In Paint	Off T/O	2nd Chance	Fast Break	Bench	Time In Lead	Largest Lead
Uindy	22	7	4	2	19	-	-
Ohio State	30	22	24	13	35	39:41	38



**GAME 1**  
**NOVEMBER 9, 2021**  
**AKRON 66**  
**17/17 OHIO STATE 67**  
 Value City Arena (11,947)  
 Columbus, Ohio

AKRON (0-1)	FG	3FG	FT	O	D	T	PF	TP	A	T	BS	S	MP				
24 Ali	f	6	11	2	4	3	3	1	2	3	3	17	2	2	0	1	33
25 Freeman	f	4	6	0	0	0	0	4	5	9	2	8	0	0	1	0	29
01 Walton	g	6	9	0	0	4	6	2	1	3	1	16	0	3	0	2	31
04 Trimble Jr.	g	2	8	1	6	0	0	0	1	1	2	5	0	0	0	1	30
13 Castaneda	g	4	8	3	7	0	0	1	4	5	4	11	2	2	0	0	27
02 Tribble	g	1	4	0	0	0	0	1	1	2	3	2	1	1	0	0	13
11 Clarke	g	1	5	1	2	2	0	0	3	3	0	5	0	1	0	0	16
21 Bandaogo	g	0	2	0	0	0	0	0	1	1	2	0	0	0	1	0	11
22 Dawson	g	1	5	0	3	0	1	1	1	2	2	2	0	2	0	0	10
TEAM																	
Totals.....		25	58	7	22	9	12	14	20	34	19	66	5	11	2	4	200

OSU (1-0)	FG	3FG	FT	O	D	T	PF	TP	A	T	BS	S	MP				
23 Key	f	7	11	0	0	0	0	4	1	5	1	14	0	2	1	0	25
32 Liddell	f	10	19	1	4	4	8	7	4	11	5	25	3	1	3	1	30
00 Johnson Jr.	g	0	3	0	3	4	4	1	4	5	2	4	0	2	0	2	23
10 Ahrens	g	2	4	2	3	1	2	0	1	1	7	3	2	0	0	0	34
55 Wheeler	g	0	3	0	0	2	2	0	2	2	1	2	1	0	0	1	29
02 Russell	g	0	0	0	0	0	0	0	0	0	2	0	0	0	0	0	4
03 Brown III	g	1	2	0	1	0	0	1	0	1	0	2	1	0	0	0	10
14 Sueing	g	1	7	0	2	0	0	1	2	3	1	2	0	1	0	0	14
22 Branham	g	3	9	1	1	0	0	2	4	6	1	7	3	1	1	1	24
50 Brunk	g	2	2	0	0	0	0	0	1	1	1	4	0	0	0	0	7
TEAM																	
Totals.....		26	60	4	14	11	16	17	21	38	15	67	11	11	5	5	200

1st	2nd	Total	FG%	3pFG%	FT%	
Akron	28	38	66	43.1	31.8	75.0
Ohio State	36	31	67	43.3	28.6	68.6

Officials: Bo Boroski, Chris Beaver, Brian McNutt

Points	In Paint	Off T/O	2nd Chance	Fast Break	Bench	Time In Lead	Largest Lead
Akron	30	20	16	9	9	10:21	4
Ohio State	40	15	19	2	15	23:35	14



**GAME 2**  
**NOVEMBER 12, 2021**  
**NIAGARA 74**  
**17/17 OHIO STATE 84**  
 Value City Arena (9,749)  
 Columbus, Ohio

NIAGARA (0-2)	FG	3FG	FT	O	D	T	PF	TP	A	T	BS	S	MP				
05 Cintron	f	5	8	3	3	4	6	2	4	6	3	17	2	1	1	3	33
22 Iorio	f	6	11	3	6	3	3	1	5	6	2	18	1	1	0	1	26
02 Brown	g	1	4	0	1	0	0	0	2	2	0	2	0	1	0	0	16
10 Hammond	g	7	14	4	9	4	7	2	4	6	2	22	3	3	0	0	38
21 Thomasson	g	1	12	0	0	2	2	0	1	1	2	4	4	2	0	0	31
00 Roberts	g	2	5	1	2	0	0	1	1	2	0	5	1	1	0	1	20
12 Brown	g	0	0	0	0	0	0	0	0	0	0	2	0	0	0	0	7
13 Traore	g	1	1	0	0	2	2	1	1	2	2	4	0	0	0	0	9
15 Kuakumensah	g	0	0	0	0	0	0	0	0	0	2	0	1	0	0	0	4
33 Levaic	g	0	0	0	0	0	0	0	1	1	1	0	0	0	0	0	8
34 Ketholm	g	1	1	0	0	0	0	0	4	4	3	2	0	1	0	1	8
TEAM																	
Totals.....		24	56	11	21	15	20	8	23	31	19	74	12	13	1	6	200

OSU (2-0)	FG	3FG	FT	O	D	T	PF	TP	A	T	BS	S	MP				
23 Key	f	3	4	0	0	5	7	2	5	7	2	11	1	0	3	0	26
32 Liddell	f	9	15	3	6	8	12	1	4	5	3	29	3	5	4	1	28
10 Ahrens	g	2	6	2	6	0	0	0	3	3	6	3	1	0	0	0	29
22 Branham	g	3	6	1	1	0	0	0	2	2	4	7	1	1	1	1	18
55 Wheeler	g	2	3	2	3	3	4	0	2	2	1	9	6	0	2	3	33
00 Johnson Jr.	g	2	5	2	5	1	2	1	0	1	3	7	0	1	0	0	19
01 Sotos	g	0	1	0	1	0	0	0	0	0	0	0	0	0	0	0	3
03 Brown III	g	0	0	0	0	0	0	2	1	1	1	1	0	0	0	0	4
14 Sueing	g	4	6	2	2	2	0	4	4	2	10	0	1	0	1	1	16
25 Young	g	2	4	0	2	1	1	0	7	7	0	5	1	1	0	0	23
50 Brunk	g	0	0	0	0	0	0	0	0	0	0	0	0	0	0	0	1
TEAM																	
Totals.....		27	50	10	26	20	30	6	28	34	19	84	17	10	8	5	200

1st	2nd	Total	FG%	3pFG%	FT%	
Niagara	41	33	74	42.9	52.4	75.0
Ohio State	42	42	84	54.0	38.5	66.7

Officials: John Floyd, Steve McJunkins, Bill Ek

Points	In Paint	Off T/O	2nd Chance	Fast Break	Bench	Time In Lead	Largest Lead
Niagara	22	12	8	2	11	6:07	6
Ohio State	28	18	9	10	22	30:22	12



**GAME 3**  
**NOVEMBER 15, 2021**  
**BOWLING GREEN 58**  
**19/17 OHIO STATE 89**  
 Value City Arena (9,808)  
 Columbus, Ohio

BGSU (1-2)	FG	3FG	FT	O	D	T	PF
------------	----	-----	----	---	---	---	----



GAME 14 -- OHIO STATE AT WISCONSIN



**GAME 6**  
**NOVEMBER 24, 2021**  
 23/24 **FLORIDA** **71**  
**OHIO STATE** **68**  
*Suncoast Credit Union Arena (3,500)*  
 Fort Myers, Fla.

FLA (5-0)	FG	3FG	FT	O D T	PF	TP	A	T	BS	S	MP					
04 Duruji	f	3	9	1	1	2	3	0	3	3	8	0	1	0	1	24
12 Castleton	f	4	9	0	0	3	8	5	8	13	3	11	3	2	1	33
00 Jones	g	2	7	1	3	2	0	3	3	1	7	0	4	0	2	37
22 Appleby	g	2	10	1	3	4	0	1	1	2	8	2	1	0	1	29
23 McKissic	g	2	8	1	5	1	2	2	3	5	4	6	1	0	0	20
01 Felder	g	3	4	0	1	4	5	3	2	5	3	10	1	0	0	3
10 Kennedy	g	1	2	0	0	0	0	0	0	0	0	2	0	0	0	19
24 Fleming J	g	5	11	0	1	9	10	2	0	2	4	19	1	3	1	4
33 Jitoboh	g	0	0	0	0	0	0	0	0	0	0	0	0	0	0	1
TEAM																
Totals.....		22	60	4	14	23	33	16	19	35	20	71	8	11	2	13200

OSU (4-2)	FG	3FG	FT	O D T	PF	TP	A	T	BS	S	MP					
32 Liddell	f	7	11	1	1	8	12	1	4	5	3	23	1	5	5	0
50 Brunk	c	2	2	0	0	0	0	2	2	2	2	4	0	1	1	0
10 Ahrens	g	2	6	2	6	0	0	2	2	2	1	6	3	1	0	0
22 Branham	g	1	4	0	2	2	0	3	3	2	4	2	3	0	3	22
55 Wheeler	g	3	4	1	2	0	0	1	0	1	2	7	2	0	0	2
00 Johnson Jr.	g	1	7	0	5	0	0	1	0	1	1	2	2	3	0	0
01 Sotos	g	0	1	0	0	1	2	1	3	4	4	1	1	3	0	0
02 Russell	g	1	1	1	0	0	0	0	0	0	0	3	0	0	0	0
23 Young	g	3	4	0	0	1	3	0	5	4	7	0	0	1	0	6
25 Young	g	5	7	0	2	1	1	5	6	5	11	0	2	0	0	14
TEAM																
Totals.....		25	47	5	19	13	20	7	26	33	24	68	11	18	7	5

	1st	2nd	Total	FG%	3pFG%	FT%
Florida	26	45	71	36.7	28.6	69.7
Ohio State	30	38	68	53.2	26.3	65.0

Officials: Patrick Evans, Terry Oglesby, Terry Wymer

Points	In Paint	Off T/O	2nd Chance	Fast Break	Bench	Time In Lead	Largest Lead
Florida	28	22	16	8	31	3:23	5
Ohio State	34	10	7	6	24	33:24	10



**GAME 7**  
**NOVEMBER 30, 2021**  
 1/1 **DUKE** **66**  
**OHIO STATE** **71**  
*Value City Arena (18,809)*  
 Columbus, Ohio

DUKE (7-1)	FG	3FG	FT	O D T	PF	TP	A	T	BS	S	MP					
00 Moore Jr.	f	7	15	0	2	3	5	2	6	8	4	17	5	1	0	2
05 Banchemo	f	4	14	1	3	5	6	0	5	5	4	14	1	3	0	1
15 Williams	c	3	6	0	0	2	2	3	4	7	4	8	0	1	2	0
01 Keels	g	3	12	1	4	2	3	1	2	3	2	9	3	2	0	2
03 Roach	g	4	10	1	4	0	0	1	3	4	4	9	1	0	0	35
12 John	g	2	3	0	0	0	0	1	2	3	5	4	1	0	0	15
13 Baker	g	2	4	1	1	0	0	0	1	1	0	5	0	0	0	21
21 Griffin	g	0	1	0	0	0	0	0	0	0	0	0	0	0	0	2
TEAM																
Totals.....		25	65	4	14	12	16	9	27	36	23	66	11	7	2	6

OSU (5-2)	FG	3FG	FT	O D T	PF	TP	A	T	BS	S	MP					
23 Key	f	8	15	0	0	4	6	1	2	3	2	20	1	0	0	27
32 Liddell	f	5	10	1	3	3	7	3	11	14	2	14	6	4	3	0
10 Ahrens	g	2	8	2	7	1	3	0	6	6	2	7	0	0	1	35
22 Branham	g	4	6	0	0	0	0	0	2	2	3	8	1	2	0	19
55 Wheeler	g	3	4	1	2	0	0	0	3	3	7	2	5	0	1	29
00 Johnson Jr.	g	0	3	0	3	0	1	0	2	2	0	0	1	1	0	16
01 Sotos	g	0	0	0	0	0	0	0	0	0	0	0	0	0	0	2
02 Russell	g	3	4	3	3	4	0	3	3	0	12	0	2	0	0	15
25 Young	g	1	4	1	2	0	1	1	4	5	2	3	2	0	0	20
50 Brunk	g	0	0	0	0	0	0	0	0	0	0	0	0	0	0	1
TEAM																
Totals.....		26	54	8	20	11	22	7	33	40	14	71	13	12	4	2

	1st	2nd	Total	FG%	3pFG%	FT%
Duke	43	23	66	38.5	28.6	75.0
Ohio State	30	41	71	48.1	40.0	50.0

Officials: Rob Riley, Courtney Green, Bo Boroski

Points	In Paint	Off T/O	2nd Chance	Fast Break	Bench	Time In Lead	Largest Lead
Duke	38	15	7	11	9	31:09	15
Ohio State	30	8	12	3	15	6:02	6



**GAME 8**  
**DECEMBER 5, 2021**  
**OHIO STATE** **76**  
**PENN STATE** **64**  
*Bryce Jordan Center (9,128)*  
 State College, Pa.

OSU (6-2, 1-0)	FG	3FG	FT	O D T	PF	TP	A	T	BS	S	MP					
23 Key	f	2	4	0	0	0	0	1	2	3	4	1	2	1	0	20
32 Liddell	f	4	9	0	2	6	8	2	3	5	4	14	1	4	1	3
10 Ahrens	g	3	8	3	8	0	0	0	4	4	2	9	1	1	0	30
22 Branham	g	5	9	1	3	0	0	0	1	1	1	11	2	1	0	27
55 Wheeler	g	4	10	1	6	0	0	1	4	5	1	9	8	1	0	37
00 Johnson Jr.	g	3	5	2	2	0	0	0	1	1	3	8	2	2	0	15
02 Russell	g	1	3	1	2	0	0	0	0	0	1	3	0	0	0	10
25 Young	g	4	4	4	4	4	4	1	6	7	2	16	1	1	1	23
50 Brunk	g	1	1	0	0	0	0	0	0	0	0	2	1	0	0	7
TEAM																
Totals.....		27	53	12	27	10	12	5	23	28	17	76	17	13	3	8

PSU (4-4, 0-1)	FG	3FG	FT	O D T	PF	TP	A	T	BS	S	MP					
01 Lundy	f	5	12	1	3	2	2	1	4	5	2	13	0	4	1	25
21 Harrar	f	6	9	0	0	0	2	3	9	12	3	12	1	1	0	1
03 Serranos	g	2	7	1	2	0	0	0	3	3	2	5	4	3	0	28
11 Cornwall	g	1	5	0	2	4	4	0	0	0	0	6	3	0	0	2
22 Pickett	g	8	15	2	7	5	5	1	3	4	2	23	3	4	0	40
02 Dread	g	1	3	1	3	0	0	2	2	4	3	1	2	0	1	1
14 White	g	0	0	0	0	0	0	2	2	1	2	3	0	0	0	13
23 Johnson	g	0	0	0	0	0	0	0	0	0	0	0	0	1	0	15
TEAM																
Totals.....		23	51	5	17	13	15	6	23	29	16	64	12	15	1	6

	1st	2nd	Total	FG%	3pFG%	FT%
Ohio State	41	35	76	50.9	44.4	83.3
Penn State	30	34	64	45.1	29.4	86.7


Officials: Brandon Cruz, D.J. Carstensen, Larry Scirotto

Points	In Paint	Off T/O	2nd Chance	Fast Break	Bench	Time In Lead	Largest Lead
Ohio State	28	18	4	7	29	34:31	18
Penn State	32	18	7	2	5	4:35	7



**GAME 9**  
**DECEMBER 8, 2021**  
**TOWSON** **74**  
**OHIO STATE** **85**  
*Value City Arena (9,472)*  
 Columbus, Ohio

TOW (6-4)	FG	3FG	FT	O D T	PF	TP	A	T	BS	S	MP					
32 Thompson	f	1	3	0	0	0	0	1	3	4	4	2	1	0	1	27
55 Holden	f	5	9	3	4	3	3	1	1	2	5	16	1	4	0	29
00 Rizzuto	g	3	7	3	5	1	2	0	1	1	3	10	1	1	0	24
01 Nolan Jr.	g	1	8	0	5	5	0	0	0	0	3	7	10	0	0	



**GAME 12**  
**JANUARY 6, 2021**  
 13/12 OHIO STATE 51  
 INDIANA 67  
*Simon Skjodt Assembly Hall (14,130)*  
 Bloomington, Ind.

OSU (9-3, 3-1)	FG	3FG	FT	O	D	T	PF	TP	A	T	BS	S	MP				
23 Key	f	0	2	0	0	2	2	2	1	1	0	2	15				
32 Liddell	f	3	12	1	5	4	4	2	7	9	1	11	0	3	2	1	32
10 Ahrens	g	2	6	2	6	0	0	0	3	3	1	6	1	1	0	1	28
22 Branham	g	5	13	1	3	2	2	0	5	5	1	13	3	1	0	0	34
55 Wheeler	g	1	5	1	5	0	0	2	2	2	2	3	6	3	0	1	34
00 Johnson Jr.		2	6	2	4	1	2	1	1	2	1	7	1	1	0	1	18
02 Russell		0	2	0	1	0	0	0	0	0	0	0	0	1	0	0	4
03 Brown III		0	0	0	0	0	0	1	3	4	2	0	0	0	0	0	10
25 Young		1	4	1	3	0	0	1	1	2	2	3	0	2	1	0	17
50 Brunk		2	2	0	0	2	2	0	2	2	1	6	0	1	0	1	8
TEAM																	
Totals.....		16	52	8	27	11	12	5	28	33	13	51	12	15	3	7	200

IND (11-3, 2-2)	FG	3FG	FT	O	D	T	PF	TP	A	T	BS	S	MP				
12 Kopp	f	2	6	0	3	0	0	0	4	4	0	4	1	2	0	0	22
23 Jackson-Davis	f	11	17	0	0	5	6	5	7	12	1	27	2	4	5	0	34
25 Thompson	f	3	7	0	1	5	5	2	5	7	1	11	2	2	0	0	30
00 Johnson	g	1	7	0	1	0	1	0	4	4	1	2	3	1	0	1	26
45 Stewart	g	2	8	1	5	0	0	0	3	3	4	5	2	0	0	2	28
01 Phinisee		1	6	0	3	0	0	1	3	4	1	2	0	0	0	1	22
02 Durr		1	1	0	0	2	2	1	0	1	1	4	0	0	0	0	6
22 Geronimo		1	2	1	2	1	2	1	1	2	2	4	0	0	1	1	9
32 Galloway		3	5	0	0	2	2	1	2	3	1	8	4	0	0	2	19
53 Bates		0	2	0	0	0	0	0	0	0	1	0	0	0	0	0	4
TEAM																	
Totals.....		25	61	2	15	18	11	30	41	13	67	14	9	6	7	200	

	1st	2nd	Total	FG%	3pFG%	FT%
Ohio State	30	21	51	30.8	29.6	91.7
Indiana	33	34	67	41.0	13.3	83.3

Officials: Terry Oglesby, Keith Kimble, Bo Boroski

Points	In				Time	Largest
	Paint	Off	2nd	Fast		
Ohio State	10	10	2	7	16	11:45
Indiana	38	16	9	17	18	26:29



**GAME 13**  
**JANUARY 9, 2021**  
 NORTHWESTERN 51  
 13/12 OHIO STATE 67  
*Value City Arena (10,620)*  
 Columbus, Ohio

NW (8-5, 1-3)	FG	3FG	FT	O	D	T	PF	TP	A	T	BS	S	MP				
22 Nance	f	7	12	3	5	3	4	3	3	6	4	20	3	3	1	1	31
31 Beran	f	0	6	0	2	0	0	1	1	2	5	0	1	1	1	1	21
00 Buie	g	4	12	1	5	2	2	0	0	0	2	11	8	3	0	0	29
01 Audige	g	7	14	2	5	4	6	3	2	5	2	20	1	1	0	1	29
03 Berry	g	8	12	4	6	3	4	0	6	6	4	23	1	1	0	2	33
02 Greer		0	1	0	1	0	0	0	0	0	1	0	0	0	0	0	11
05 Roper II		1	1	0	0	1	1	1	1	2	0	3	2	0	0	1	15
14 Simmons		0	0	0	0	0	0	0	0	0	0	0	0	0	0	0	3
15 Young		4	7	0	0	0	0	5	0	5	1	8	1	3	0	1	16
21 Williams		1	3	0	0	0	0	1	1	2	0	2	2	0	1	0	12
TEAM																	
Totals.....		32	68	10	24	13	17	16	16	32	19	87	19	12	3	7	200

OSU (10-3, 4-1)	FG	3FG	FT	O	D	T	PF	TP	A	T	BS	S	MP				
25 Young	f	1	3	0	2	4	4	1	1	2	2	6	2	3	1	0	23
32 Liddell	f	12	20	5	7	5	5	0	4	4	3	34	2	2	5	0	34
10 Ahrens	g	0	5	0	5	0	0	0	3	3	0	0	1	1	0	0	21
22 Branham	g	5	8	1	3	13	14	1	3	4	1	24	5	2	1	3	34
55 Wheeler	g	2	4	0	2	4	4	1	7	8	3	8	6	3	0	5	34
00 Johnson Jr.		2	3	2	2	0	0	0	2	2	2	6	0	1	0	1	15
02 Russell		3	4	3	4	0	0	0	0	0	2	9	2	0	0	0	15
03 Brown III		0	0	0	0	0	0	0	0	0	0	0	0	0	1	0	4
23 Key		4	4	0	0	0	0	1	2	3	2	8	0	2	0	0	20
TEAM																	
Totals.....		29	51	11	25	26	27	7	22	29	15	95	18	14	8	9	200

	1st	2nd	Total	FG%	3pFG%	FT%
Northwestern	39	48	87	47.1	41.7	76.5
Ohio State	51	44	95	56.9	44.0	96.3

Officials: Donnie Eppley, Bert Smith, DJ Carstensen

Points	In				Time	Largest
	Paint	Off	2nd	Fast		
Northwestern	30	16	17	0	13	--
Ohio State	32	10	12	8	23	39:17



**GAME 14**  
**JANUARY 13, 2021**  
 16/15 OHIO STATE 68  
 13/13 WISCONSIN 78  
*Kohl Center (15,571)*  
 Madison, Wisc.

OSU (10-4, 4-2)	FG	3FG	FT	O	D	T	PF	TP	A	T	BS	S	MP				
23 Key	f	5	8	0	0	0	3	2	6	8	1	10	0	1	1	0	21
32 Liddell	f	6	12	2	3	4	5	1	5	6	5	18	1	2	2	0	31
10 Ahrens	g	2	5	1	4	0	0	0	3	3	5	5	1	1	0	1	24
22 Branham	g	5	8	0	1	0	1	0	5	5	2	10	1	0	0	0	30
55 Wheeler	g	5	12	0	5	1	1	1	0	1	3	11	3	2	0	2	29
01 Sotos		1	2	0	1	0	0	0	0	0	0	2	0	1	0	0	10
02 Russell		1	2	0	1	0	0	0	1	1	0	2	1	1	0	0	15
03 Brown III		0	1	0	1	0	0	1	0	1	4	0	0	1	0	0	12
25 Young		5	10	0	3	0	0	0	1	4	5	10	0	2	0	0	28
TEAM																	
Totals.....		30	60	3	19	5	10	7	26	33	20	68	7	11	3	3	200

WISC (14-2, 5-1)	FG	3FG	FT	O	D	T	PF	TP	A	T	BS	S	MP				
05 Wahl	f	8	10	2	4	2	3	2	5	7	2	20	6	1	0	3	34
22 Crowl	f	4	6	1	2	0	1	2	5	7	1	9	3	0	0	1	25
21 Davis	g	4	18	1	5	6	2	7	9	2	14	2	4	0	1	34	
23 Hepburn	g	0	3	0	2	0	0	0	2	2	2	0	1	3	0	0	28
34 Davison	g	7	12	4	6	7	8	0	3	3	2	25	1	1	0	0	37
00 Neath		1	2	1	1	0	0	0	0	0	0	3	0	0	0	0	5
02 Davis		0	1	0	0	0	0	0	0	0	0	0	0	0	0	0	3
04 Higginbottom		0	0	0	0	0	0	0	0	0	0	0	0	0	0	0	0+
11 Bowman II		1	1	1	1	0	2	0	0	0	0	2	3	0	0	0	12
14 Gilmore		0	2	0	2	0	0	0	0	0	0	0	0	0	0	0	7
20 Carlson		0	0	0	0	0	0	0	0	0	0	0	0	0	0	0	0+
33 Vogt		2	3	0	0	0	0	0	1	1	3	4	2	0	0	1	15
TEAM																	
Totals.....		27	58	10	23	14	20	7	26	33	14	78	16	9	0	6	200

	1st	2nd	Total	FG%	3pFG%	FT%
Ohio State	27	41	68	50.0	15.8	50.0
Wisconsin	40	38	78	46.6	43.5	70.0

Officials: Keith Kimble, Chris Beaver, Brian Dorsey

Points	In				Time	Largest
	Paint	Off	2nd	Fast		
Ohio State	46	8	13	0	14	--
Wisconsin	32	16	14	5	10	39:06



# MEECHIE JOHNSON JR.

**FRESHMAN**  
**GUARD • 6-2 • 172**  
**CLEVELAND, OHIO**  
**GARFIELD HEIGHTS**



- Early enrollee last December who played in 17 games last year
- Made the first shot he took in his career, which was a three-pointer
- Participated in Team USA U19 Training Camp this summer
- Has the quickest first step on the team



## JOHNSON, JR IN 2021-22

- Made his first collegiate start in the season-opener vs. Akron (11/9)
- Knocked down three three-pointers and finished with a then career-high 13 pts vs. Bowling Green (11/15)
- Had a career-high 14 pts and three assists at Xavier (11/18)
- Hit the game-winning three-pointer with 2 seconds remaining to beat Seton Hall (11/22)

### POINTS

Season 13, vs. BGSU (11/15/21)  
 Career 13, vs. BGSU (11/15/21)

### REBOUNDS

Season 5, vs. Akron (11/9/21)  
 Career 5, vs. Akron (11/9/21)

### ASSISTS

Season 3, 2x (last: at Xavier, 11/18/21)  
 Career 3, 2x (last: at Xavier, 11/18/21)

### STEALS

Season 4, vs. BGSU (11/15/21)  
 Career 4, vs. BGSU (11/15/21)

### BLOCKS

Season 1, vs. Wisconsin (12/11/21)  
 Career 1, 2x (last: vs. Wisconsin, 12/11/21)

### FIELD GOALS

Season 5, 2x (last: at Xavier, 11/18/21)  
 Career 5, 2x (last: at Xavier, 11/18/21)

### FG ATTEMPTS

Season 12, 2x (last: at Xavier, 11/18/21)  
 Career 12, 2x (last: at Xavier, 11/18/21)

### 3-PT FGS

Season 3, 2x (last: at Xavier, 11/18/21)  
 Career 3, 2x (last: at Xavier, 11/18/21)

### 3-PT FG ATTS

Season 8, vs. BGSU (11/15/21)  
 Career 8, vs. BGSU (11/15/21)

### FREE THROWS

Season 4, vs. Akron (11/9/21)  
 Career 4, vs. Akron (11/9/21)

### FT ATTEMPTS

Season 4, vs. Akron (11/9/21)  
 Career 4, vs. Akron (11/9/21)

### MINUTES

Season 26:03, vs. Seton Hall (11/22/21)  
 Career 26:03, vs. Seton Hall (11/22/21)

## 2021-22 GAME-BY-GAME STATISTICS


Opponent	Date	gs	min	Total		3-Pointers		Free throws		Rebounds				pf	a	t/o	blk	stl	pts	avg	
				fg-fga	pct	3fg-fga	pct	ft-fa	pct	off	def	tot	avg								
AKRON	11/09/21	*	23	0-3	.000	0-3	.000	4-4	1.000	1	4	5	5.0	2	0	2	0	2	4	4.0	
NIAGARA	11/12/21		19	2-5	.400	2-5	.400	1-2	.500	1	0	1	3.0	3	0	1	0	0	7	5.5	
BOWLING GREEN	11/15/21		25	5-12	.417	3-8	.375	0-0	.000	0	1	1	2.3	3	3	3	0	4	13	8.0	
at Xavier	11/18/21		24	5-12	.417	3-6	.500	1-1	1.000	0	1	1	2.0	3	3	3	0	0	14	9.5	
vs #21 Seton Hall	11/22/21		26	2-5	.400	2-4	.500	2-2	1.000	0	1	1	1.8	1	2	2	0	0	8	9.2	
vs #23 Florida	11/24/21		22	1-7	.143	0-5	.000	0-0	.000	1	0	1	1.7	1	2	3	0	0	2	8.0	
#1 DUKE	11/30/21		16	0-3	.000	0-3	.000	0-1	.000	0	2	2	1.7	0	1	1	0	0	0	6.9	
at Penn St.	12/05/21		15	3-5	.600	2-2	1.000	0-0	.000	0	1	1	1.6	3	2	2	0	1	8	7.0	
TOWSON	12/08/21		14	1-2	.500	0-1	.000	1-2	.500	0	1	1	1.6	2	0	1	0	0	3	6.6	
#22 WISCONSIN	12/11/21		19	3-8	.375	2-3	.667	0-0	.000	0	2	2	1.6	0	2	1	1	1	8	6.7	
at Nebraska	01/02/22		20	2-5	.400	2-4	.500	0-0	.000	0	1	1	1.5	3	2	2	0	2	6	6.6	
at Indiana	01/06/22		18	2-6	.333	2-4	.500	1-2	.500	1	1	2	1.6	1	1	1	0	1	7	6.7	
NORTHWESTERN	01/09/22		15	2-3	.667	2-2	1.000	0-0	.000	0	2	2	1.6	2	0	1	0	1	6	6.6	
at #13 Wisconsin	01/13/22		dnp	-	-	-	-	-	-	-	-	-	-	-	-	-	-	-	-	-	
Totals			1	256	28-76	.368	20-50	.400	10-14	.714	4	17	21	1.6	24	18	23	1	12	86	6.6

Games played: 13  
 Minutes/game: 19.7  
 Points/game: 6.6  
 FG Pct: 36.8  
 3FG Pct: 40.0  
 FT Pct: 71.4

Rebounds/game: 1.6  
 Assists/game: 1.4  
 Turnovers/game: 1.8  
 Assist/turnover ratio: 0.8  
 Steals/game: 0.9  
 Blocks/game: 0.1

## CAREER STATISTICS

Season	gp-gs	min/avg	Total		3-Point		F-Throws		Rebounds				Scoring							
			fg-fga	pct	fg-fga	pct	ft-fa	pct	off	def	tot	avg	pf	fo	ast	to	blk	stl	pts	avg
2020-21	17-0	98/5.8	7-18	.389	6-12	.500	1-6	.167	1	6	7	0.4	6	0	3	5	1	3	21	1.2
2021-22	13-1	256/19.7	28-76	.368	20-50	.400	10-14	.714	4	17	21	1.6	24	0	18	23	1	12	86	6.6
TOTAL	30-1	354/11.8	35-94	.372	26-62	.419	11-20	.550	5	23	28	0.9	30	0	21	28	2	15	107	3.6



# JIMMY SOTOS

**GRADUATE GUARD • 6-3 • 200**  
**ELK GROVE VILLAGE, ILL.**  
**CONANT / BUCKNELL**



- Transfer from Bucknell who played in 12 games last year before suffering a shoulder injury
- Led the Patriot League in assists as a sophomore
- Has a tremendous following on Tik Tok (jimmysotos4)

### SOTOS IN 2021-22

- Played well in the win over Seton Hall (11/22), scoring 6 pts on 2-of-2 shooting



### POINTS

Season 6, vs. Seton Hall (11/22/21)  
 Career 24, vs. Hofstra (11/13/19)

### REBOUNDS

Season 4, vs. Florida (11/24/21)  
 Career 8, vs. American (12/29/17)

### ASSISTS

Season 3, vs. BGSU (11/15/21)  
 Career 12, vs. UNLV (12/25/18)

### STEALS

Season 1, vs. BGSU (11/15/21)  
 Career 6, at Colgate (2/19/19)

### BLOCKS

Season 1, vs. Seton Hall (11/22/21)  
 Career 2, 4x (last: vs. Loyola, 1/25/20)

### FIELD GOALS

Season 2, 2x (last: vs. Seton Hall, 11/22/21)  
 Career 9, vs. Canisius (11/13/18)

### FG ATTEMPTS

Season 3, vs. BGSU (11/15/21)  
 Career 17, at Siena (12/21/19)

### 3-PT FGS

Season 1, 3x (last: at Nebraska, 1/2/22)  
 Career 5, vs. Canisius (11/13/18)

### 3-PT FG ATTS

Season 2, vs. BGSU (11/15/21)  
 Career 11, vs. Vermont (11/10/19)

### FREE THROWS

Season 1, 2x (last: vs. Florida, 11/24/21)  
 Career 11, vs. Albany (12/7/19)

### FT ATTEMPTS

Season 2, 2x (last: vs. Florida, 11/24/21)  
 Career 13, vs. Albany (12/7/19)

### MINUTES

Season 20:24, vs. Florida (11/24/21)  
 Career 38:00, at Boston (3/8/20)

### DOUBLE-DOUBLES (1)

Date	Team	Pts / Reb
12/25/18	vs. UNLV	14 / 12a

### 2021-22 GAME-BY-GAME STATISTICS

Opponent	Date	gs	min	Total		3-Pointers		Free throws		Rebounds				pf	a	t/o	blk	stl	pts	avg
				fg-fga	pct	3fg-fga	pct	ft-fa	pct	off	def	tot	avg							
AKRON	11/09/21	dnp	-	-	-	-	-	-	-	-	-	-	-	-	-	-	-	-	-	-
NIAGARA	11/12/21	3	0-1	.000	0-1	.000	0-0	.000	0	0	0	0.0	0	2	0	0	0	0	0	0.0
BOWLING GREEN	11/15/21	14	2-3	.667	1-2	.500	0-0	.000	0	1	1	0.5	2	3	0	0	1	5	2.5	
at Xavier	11/18/21	dnp	-	-	-	-	-	-	-	-	-	-	-	-	-	-	-	-	-	
vs #21 Seton Hall	11/22/21	18	2-2	1.000	1-1	1.000	1-2	.500	0	2	2	1.0	0	1	1	1	0	6	3.7	
vs #23 Florida	11/24/21	20	0-1	.000	0-0	.000	1-2	.500	1	3	4	1.8	4	1	3	0	0	1	3.0	
#1 DUKE	11/30/21	2	0-0	.000	0-0	.000	0-0	.000	0	0	0	1.4	0	0	0	0	0	0	2.4	
at Penn St.	12/05/21	dnp	-	-	-	-	-	-	-	-	-	-	-	-	-	-	-	-	-	
TOWSON	12/08/21	3	0-0	.000	0-0	.000	0-0	.000	0	0	0	1.2	2	2	0	0	0	0	2.0	
#22 WISCONSIN	12/11/21	1	0-0	.000	0-0	.000	0-0	.000	0	0	0	1.0	0	0	0	0	0	0	1.7	
at Nebraska	01/02/22	8	1-2	.500	1-1	1.000	0-0	.000	0	1	1	1.0	0	2	0	0	0	3	1.9	
at Indiana	01/06/22	dnp	-	-	-	-	-	-	-	-	-	-	-	-	-	-	-	-	-	
NORTHWESTERN	01/09/22	dnp	-	-	-	-	-	-	-	-	-	-	-	-	-	-	-	-	-	
at #13 Wisconsin	01/13/22	10	1-2	.500	0-1	.000	0-0	.000	0	0	0	0.9	0	0	1	0	0	2	1.9	
Totals		0	79	6-11	.545	3-6	.500	2-4	.500	1	7	8	0.9	8	11	5	1	1	17	1.9

Games played: 9	Rebounds/game: 0.9
Minutes/game: 8.8	Assists/game: 1.2
Points/game: 1.9	Turnovers/game: 0.6
FG Pct: 54.5	Assist/turnover ratio: 2.2
3FG Pct: 50.0	Steals/game: 0.1
FT Pct: 50.0	Blocks/game: 0.1

### CAREER STATISTICS

Season	gp-gs	min/avg	Total		3-Point		F-Throws		Rebounds				Scoring							
			fg-fga	pct	fg-fga	pct	ft-fa	pct	off	def	tot	avg	pf	fo	ast	to	blk	stl	pts	avg
2017-18*	35-13	782/22.3	47-119	.395	24-61	.393	49-63	.778	10	89	99	2.8	64	0	79	59	3	29	167	4.8
2018-19*	31-30	945/30.5	83-207	.401	31-100	.310	56-72	.778	11	111	122	3.9	73	2	189	89	10	32	253	8.2
2019-20*	34-34	1095/32.2	127-313	.406	56-151	.371	80-100	.800	13	106	119	3.5	76	0	131	96	15	54	390	11.5
2020-21	12-2	117/9.8	6-18	.333	5-15	.333	3-4	.750	3	6	9	0.8	15	1	13	6	1	3	20	1.7
2021-22	9-0	79/8.8	6-11	.545	3-6	.500	2-4	.500	1	7	8	0.9	8	0	11	5	1	1	17	1.9
TOTAL	21-2	196/9.3	12-29	.414	8-21	.381	5-8	.625	4	13	17	0.8	23	1	24	11	2	4	37	1.8
All*	121-79	3018/24.9	269-668	.403	119-333	.357	190-243	.782	38	319	357	3.0	236	3	423	255	30	119	847	7.0



# CEDRIC RUSSELL

**GRADUATE**  
**GUARD • 6-2 • 190**  
**ALEXANDRIA, LA.**  
**PEABODY MAGNET / LOUISIANA**

**2**

- Transfer from Louisiana where he played four seasons and scored over 1,300 pts
- A very good perimeter shooter who made 150 threes over the last 2 seasons
- Averaged 17.2 pts per game last year when he was named first team All-Sun Belt
- Graduated with a degree in sports management



### RUSSELL IN 2021-22

- Scored his first points as a Buckeye with a three-pointer against Florida (11/24)
- Was 3-of-3 from deep and 3-of-4 from the line, including the game-sealing FTs vs. No. 1 Duke (11/30)
- Made three three-pointers and finished with nine points in the win over Northwestern (1/9)

### POINTS

Season 12, vs. Duke (11/30/21)  
 Career 34, at Little Rock (3/7/19)

### REBOUNDS

Season 3, vs. Duke (11/30/21)  
 Career 8, at ULM (2/22/20)

### ASSISTS

Season 2, vs. Northwestern (1/9/22)  
 Career 6, vs. South Alabama (1/2/20)

### STEALS

Season  
 Career 5, vs. South Alabama (3/14/19)

### BLOCKS

Season  
 Career 1, 9x, (last: at Little Rock, 2/29/20)

### FIELD GOALS

Season 3, 3x (last: vs. Northwestern, 1/9/22)  
 Career 11, at Arkansas State (2/6/21)

### FG ATTEMPTS

Season 6, vs. Wisconsin (12/11/21)  
 Career 22, vs. Louisiana Tech (12/12/20)

### 3-PT FGS

Season 3, 2x (last: vs. Northwestern, 1/9/22)  
 Career 7, at South Alabama (2/13/20)

### 3-PT FG ATTS

Season 4, 2x (last: vs. Northwestern, 1/9/22)  
 Career 13, 3x (last: vs. Georgia St., 3/7/21)

### FREE THROWS

Season 3, vs. Duke (11/30/21)  
 Career 9, 2x (last: vs. C. Carolina, 3/3/20)

### FT ATTEMPTS

Season 4, vs. Duke (11/30/21)  
 Career 11, at Little Rock (3/7/19)

### MINUTES

Season 18:52, vs. Wisconsin (12/11/21)  
 Career 40, 5x (last: vs. Little Rock, 1/9/21)

### 2021-22 GAME-BY-GAME STATISTICS

Opponent	Date	gs	min	Total		3-Pointers		Free throws		Rebounds				pf	a	t/o	blk	stl	pts	avg
				fg-fga	pct	3fg-fga	pct	ft-fga	pct	off	def	tot	avg							
AKRON	11/09/21	4	0-0	.000	0-0	.000	0-0	.000	0	0	0	0.0	2	0	0	0	0	0	0	0.0
NIAGARA	11/12/21	dnp	-	-	-	-	-	-	-	-	-	-	-	-	-	-	-	-	-	-
BOWLING GREEN	11/15/21	8	0-2	.000	0-2	.000	0-0	.000	0	0	0	0.0	0	1	0	0	0	0	0	0.0
at Xavier	11/18/21	dnp	-	-	-	-	-	-	-	-	-	-	-	-	-	-	-	-	-	-
vs #21 Seton Hall	11/22/21	5	0-1	.000	0-1	.000	0-0	.000	0	1	1	0.3	0	0	0	0	0	0	0	0.0
vs #23 Florida	11/24/21	6	1-1	1.000	1-1	1.000	0-0	.000	0	0	0	0.3	0	0	0	0	0	0	3	0.8
#1 DUKE	11/30/21	15	3-4	.750	3-3	1.000	3-4	.750	0	3	3	0.8	0	0	0	0	0	0	12	3.0
at Penn St.	12/05/21	10	1-3	.333	1-2	.500	0-0	.000	0	0	0	0.7	1	0	0	0	0	3	3.0	
TOWSON	12/08/21	5	0-2	.000	0-1	.000	0-0	.000	0	0	0	0.6	0	0	0	0	0	0	0	2.6
#22 WISCONSIN	12/11/21	19	3-6	.500	1-3	.333	0-0	.000	0	1	1	0.6	2	1	4	0	0	7	3.1	
at Nebraska	01/02/22	12	1-4	.250	1-4	.250	0-0	.000	0	0	0	0.6	1	1	0	0	0	3	3.1	
at Indiana	01/06/22	4	0-2	.000	0-1	.000	0-0	.000	0	0	0	0.5	0	0	1	0	0	0	2.8	
NORTHWESTERN	01/09/22	15	3-4	.750	3-4	.750	0-0	.000	0	0	0	0.5	2	2	0	0	0	9	3.4	
at #13 Wisconsin	01/13/22	15	1-2	.500	0-1	.000	0-0	.000	0	1	1	0.5	0	1	1	0	0	2	3.3	
Totals		0	118	13-31	.419	10-23	.435	3-4	.750	0	6	6	0.5	8	6	6	0	0	39	3.3

Games played: 12  
 Minutes/game: 9.8  
 Points/game: 3.3  
 FG Pct: 41.9  
 3FG Pct: 43.5  
 FT Pct: 75.0

Rebounds/game: 0.5  
 Assists/game: 0.5  
 Turnovers/game: 0.5  
 Assist/turnover ratio: 1.0

### CAREER STATISTICS

Season	gp-gs	min/avg	Total		3-Point		F-Throws		Rebounds				Scoring							
			fg-fga	pct	fg-fga	pct	ft-fga	pct	off	def	tot	avg	pf	fo	ast	to	blk	stl	pts	avg
2017-18*	34-0	514/15.1	34-67	.507	55-127	.433	5-8	.625	7	30	37	1.1	57	1	23	23	0	15	128	3.8
2018-19*	32-28	861/26.9	101-257	.393	61-174	.351	46-57	.807	5	56	61	1.9	48	0	47	29	6	18	309	9.7
2019-20*	32-32	1078/33.7	159-388	.410	74-219	.338	68-87	.782	14	104	118	3.7	59	0	68	69	3	28	460	14.4
2020-21*	26-26	872/33.5	152-363	.419	76-190	.400	66-89	.742	11	73	84	3.2	48	0	30	66	0	14	446	17.2
2021-22	12-0	118/9.8	13-31	.419	10-23	.435	3-4	.750	0	6	6	0.5	8	0	6	6	0	0	39	3.3
TOTAL	12-0	118/9.8	13-31	.419	10-23	.435	3-4	.750	0	6	6	0.5	8	0	6	6	0	0	39	3.3
All*	136-86	3443/25.3	459-1106	.415	276-733	.377	188-245	.767	37	269	306	2.3	37	1	174	193	9	75	1382	10.2



# EUGENE BROWN III

**SOPHOMORE**  
**GUARD • 6-6 • 195**  
**CONYERS, GA.**  
**SOUTHWEST DEKALB**

**3**

- Played in 29 of 31 games last year as a true freshman
- Is a "three and D" guy who shows up on the defensive end of the floor



**POINTS**

Season 12, vs. BGSU (11/15/21)  
 Career 12, vs. BGSU (11/15/21)

**REBOUNDS**

Season 8, at Xavier (11/18/21)  
 Career 9, at Xavier (11/18/21)

**ASSISTS**

Season 2, vs. BGSU (11/15/21)  
 Career 2, vs. BGSU (11/15/21)

**STEALS**

Season 1, at Xavier (11/18/21)  
 Career 1, 4x (last: at Xavier, 3/18/21)

**BLOCKS**

Season 1, 2x (last: vs. Northwestern, 1/9/22)  
 Career 2, vs. Nebraska (12/30/20)

**FIELD GOALS**

Season 5, vs. BGSU (11/15/21)  
 Career 5, vs. BGSU (11/15/21)

**FG ATTEMPTS**

Season 9, vs. BGSU (11/15/21)  
 Career 9, vs. BGSU (11/15/21)

**3-PT FGS**

Season 2, vs. BGSU (11/15/21)  
 Career 3, vs. UCLA (12/19/20)

**3-PT FG ATTS**

Season 5, vs. BGSU (11/15/21)  
 Career 5, vs. BGSU (11/15/21)

**FREE THROWS**

Season -  
 Career 1, 2x (last: at Minnesota, 1/3/21)

**FT ATTEMPTS**

Season 2, vs. Niagara (11/12/21)  
 Career 2, 3x (last: vs. Niagara, 11/12/21)

**MINUTES**

Season 21:51, vs. BGSU (11/15/21)  
 Career 21:51, vs. BGSU (11/15/21)

**BROWN III IN 2021-22**


- Made a pair of three-pointers and finished with a career-high 12 pts vs. Bowling Green (11/15)
- Pulled-down a career-high 8 rebs at Xavier (11/18)
- Returned to the court after missing four games with a concussion and made his only shot attempt vs. Towson (12/8)
- Had a huge block at the end of regulation to save the game and propel the team to an OT win at Nebraska (1/2)

2021-22 GAME-BY-GAME STATISTICS																				
Opponent	Date	gs	min	Total		3-Pointers		Free throws		Rebounds				pf	a	t/o	blk	stl	pts	avg
				fg-fga	pct	3fg-fga	pct	ft-fa	pct	off	def	tot	avg							
AKRON	11/09/21	10	1-2	.500	0-1	.000	0-0	.000	1	0	1	1.0	0	1	0	0	0	0	2	2.0
NIAGARA	11/12/21	4	0-0	.000	0-0	.000	0-2	.000	0	1	1	1.0	1	0	0	0	0	0	1.0	
BOWLING GREEN	11/15/21	22	5-9	.556	2-5	.400	0-0	.000	0	0	0	0.7	1	2	1	0	0	12	4.7	
at Xavier	11/18/21	11	0-4	.000	0-2	.000	0-0	.000	4	4	8	2.5	0	1	1	0	1	0	3.5	
vs #21 Seton Hall	11/22/21	dnp	-	-	-	-	-	-	-	-	-	-	-	-	-	-	-	-	-	
vs #23 Florida	11/24/21	dnp	-	-	-	-	-	-	-	-	-	-	-	-	-	-	-	-	-	
#1 DUKE	11/30/21	dnp	-	-	-	-	-	-	-	-	-	-	-	-	-	-	-	-	-	
at Penn St.	12/05/21	dnp	-	-	-	-	-	-	-	-	-	-	-	-	-	-	-	-	-	
TOWSON	12/08/21	10	1-1	1.000	1-1	1.000	0-0	.000	1	1	2	2.4	1	0	1	0	0	3	3.4	
#22 WISCONSIN	12/11/21	10	0-0	.000	0-0	.000	0-0	.000	1	0	1	2.2	4	0	0	0	0	0	2.8	
at Nebraska	01/02/22	6	1-1	1.000	0-0	.000	0-0	.000	1	0	1	2.0	1	1	1	1	0	2	2.7	
at Indiana	01/06/22	10	0-0	.000	0-0	.000	0-0	.000	1	3	4	2.3	2	0	0	0	0	0	2.4	
NORTHWESTERN	01/09/22	4	0-0	.000	0-0	.000	0-0	.000	0	0	0	2.0	0	0	0	1	0	0	2.1	
at #13 Wisconsin	01/13/22	12	0-1	.000	0-1	.000	0-0	.000	1	0	1	1.9	4	0	1	0	0	0	1.9	
<b>Totals</b>		<b>0</b>	<b>99</b>	<b>8-18</b>	<b>.444</b>	<b>3-10</b>	<b>.300</b>	<b>0-2</b>	<b>.000</b>	<b>10</b>	<b>9</b>	<b>19</b>	<b>1.9</b>	<b>14</b>	<b>5</b>	<b>5</b>	<b>2</b>	<b>1</b>	<b>19</b>	<b>1.9</b>

Games played: 10	Rebounds/game: 1.9
Minutes/game: 9.9	Assists/game: 0.5
Points/game: 1.9	Turnovers/game: 0.5
FG Pct: 44.4	Assist/turnover ratio: 1.0
3FG Pct: 30.0	Steals/game: 0.1
FT Pct: 0.0	Blocks/game: 0.2

CAREER STATISTICS																				
Season	gp-gs	min/avg	Total		3-Point		F-Throws		Rebounds				Scoring							
			fg-fga	pct	fg-fga	pct	ft-fa	pct	off	def	tot	avg	pf	fo	ast	to	blk	stl	pts	avg
2020-21	29-0	174/6.0	13-37	.351	7-25	.280	2-4	.500	9	28	37	1.3	10	0	6	4	4	3	35	1.2
2021-22	10-0	99/9.9	8-18	.444	3-10	.300	0-2	.000	10	9	19	1.9	14	0	5	5	2	1	19	1.9
<b>TOTAL</b>	<b>39-0</b>	<b>273/7.0</b>	<b>21-55</b>	<b>.382</b>	<b>10-35</b>	<b>.286</b>	<b>2-6</b>	<b>.333</b>	<b>19</b>	<b>37</b>	<b>56</b>	<b>1.4</b>	<b>24</b>	<b>0</b>	<b>11</b>	<b>9</b>	<b>6</b>	<b>4</b>	<b>54</b>	<b>1.4</b>




# JUSTIN AHRENS

**SENIOR**  
**GUARD • 6-6 • 195**  
**VERSAILLES, OHIO**  
**VERSAILLES**

**10**

- One of the team's four captains
- Considered the team's best shooter
- Has made 96 three-pointers over the last three seasons and is shooting over 40 percent from beyond the arc in his career



### AHRENS IN 2021-22

- Dished out career-high tying three assists in each of the first two games of the season
- Was 5-of-8 from long range for 17 points and also had two steals in the win over Seton Hall (11/17)
- Made just 2-of-7 shots from deep vs. Duke (11/30) but grabbed a season-high six rebounds
- Had 16 points on 5-of-10 from beyond the arc vs. Towson (12/8)

### POINTS

Season 17, vs. Seton Hall (11/22/21)  
Career 29, vs Iowa (2/26/19)

### REBOUNDS

Season 6, vs. Duke (11/30/21)  
Career 7, 3x (last: at Minnesota, 1/3/21)

### ASSISTS

Season 3, 3x (last: vs. Florida, 11/24/21)  
Career 3, 3x (last: vs. Florida, 11/24/21)

### STEALS

Season 2, vs. Seton Hall (11/22/21)  
Career 2, 5x (last: vs. Seton Hall, 11/22/21)

### BLOCKS

Season 1, vs. Duke (11/30/21)  
Career 2, 2x (last: vs. Oral Roberts, 3/19/21)

### FIELD GOALS

Season 5, 2x (last: vs. Towson, 12/8/21)  
Career 7, vs. Iowa (2/26/19)

### FG ATTEMPTS

Season 10, vs. Towson (12/8/21)  
Career 11, vs. Iowa (2/26/19)

### 3-PT FGS

Season 5, 2x (last: vs. Towson, 12/8/21)  
Career 6, 2x (last: vs. Nebraska, 12/30/20)

### 3-PT FG ATTS

Season 10, vs. Towson (12/8/21)  
Career 10, 2x (last: vs. Towson, 12/8/21)

### FREE THROWS

Season 3, at Xavier (11/18/21)  
Career 9, vs. Iowa (2/26/19)

### FT ATTEMPTS

Season 3, 4x (last: vs. Duke, 11/30/21)  
Career 9, vs. Iowa (2/26/19)

### MINUTES

Season 34:30, vs. Duke (11/30/21)  
Career 34:32, vs. Purdue (1/19/21)

### 2021-22 GAME-BY-GAME STATISTICS

Opponent	Date	gs	min	Total		3-Pointers		Free throws		Rebounds				Other							
				fg-fga	pct	3fg-fga	pct	ft-fga	pct	off	def	tot	avg	pf	a	t/o	blk	stl	pts	avg	
AKRON	11/09/21	*	34	2-4	.500	2-3	.667	1-2	.500	0	1	1	1.0	1	3	2	0	0	7	7.0	
NIAGARA	11/12/21	*	29	2-6	.333	2-6	.333	0-0	.000	0	3	3	2.0	3	3	1	0	0	6	6.5	
BOWLING GREEN	11/15/21	*	18	3-4	.750	3-4	.750	2-3	.667	0	5	5	3.0	0	1	2	0	0	11	8.0	
at Xavier	11/18/21	*	16	0-2	.000	0-2	.000	3-3	1.000	0	0	0	2.3	2	1	1	0	0	3	6.8	
vs #21 Seton Hall	11/22/21	*	28	5-8	.625	5-8	.625	2-3	.667	0	4	4	2.6	3	0	0	0	2	17	8.8	
vs #23 Florida	11/24/21	*	34	2-6	.333	2-6	.333	0-0	.000	0	2	2	2.5	1	3	1	0	0	6	8.3	
#1 DUKE	11/30/21	*	35	2-8	.250	2-7	.286	1-3	.333	0	6	6	3.0	2	0	0	1	1	7	8.1	
at Penn St.	12/05/21	*	30	3-8	.375	3-8	.375	0-0	.000	0	4	4	3.1	2	1	1	0	1	9	8.3	
TOWSON	12/08/21	*	29	5-10	.500	5-10	.500	1-1	1.000	1	1	2	3.0	2	1	0	0	0	16	9.1	
#22 WISCONSIN	12/11/21	*	26	1-4	.250	1-4	.250	2-2	1.000	0	4	4	3.1	2	1	0	0	0	5	8.7	
at Nebraska	01/02/22	*	23	1-5	.200	1-5	.200	2-2	1.000	0	2	2	3.0	2	1	1	0	1	5	8.4	
at Indiana	01/06/22	*	28	2-6	.333	2-6	.333	0-0	.000	0	3	3	3.0	1	1	1	0	1	6	8.2	
NORTHWESTERN	01/09/22	*	21	0-5	.000	0-5	.000	0-0	.000	0	3	3	3.0	0	1	1	0	0	0	7.5	
at #13 Wisconsin	01/13/22	*	24	2-5	.400	1-4	.250	0-0	.000	0	3	3	3.0	5	1	1	0	1	5	7.4	
<b>Totals</b>			<b>14</b>	<b>375</b>	<b>30-81</b>	<b>.370</b>	<b>29-78</b>	<b>.372</b>	<b>14-19</b>	<b>.737</b>	<b>1</b>	<b>41</b>	<b>42</b>	<b>3.0</b>	<b>26</b>	<b>18</b>	<b>12</b>	<b>1</b>	<b>7</b>	<b>103</b>	<b>7.4</b>

Games played: 14  
Minutes/game: 26.8  
Points/game: 7.4  
FG Pct: 37.0  
3FG Pct: 37.2  
FT Pct: 73.7

Rebounds/game: 3.0  
Assists/game: 1.3  
Turnovers/game: 0.9  
Assist/turnover ratio: 1.5  
Steals/game: 0.5  
Blocks/game: 0.1

### CAREER STATISTICS

Season	gp-gs	min/avg	Total		3-Point		F-Throws		Rebounds				Scoring							
			fg-fga	pct	fg-fga	pct	ft-fga	pct	off	def	tot	avg	pf	fo	ast	to	blk	stl	pts	avg
2018-19	25-4	239/9.6	25-61	.410	19-49	.388	10-11	.909	4	40	44	1.8	23	0	8	14	5	6	79	3.2
2019-20	26-0	261/10.0	26-62	.419	23-57	.404	1-2	.500	8	27	35	1.3	22	0	6	11	1	2	76	2.9
2020-21	31-18	568/18.3	58-134	.433	54-127	.425	7-10	.700	6	53	59	1.9	38	1	11	11	7	16	177	5.7
2021-22	14-14	375/26.8	30-81	.370	29-78	.372	14-19	.737	1	41	42	3.0	26	1	18	12	1	7	103	7.4
<b>TOTAL</b>	<b>96-36</b>	<b>1443/15.0</b>	<b>139-338</b>	<b>.411</b>	<b>125-311</b>	<b>.402</b>	<b>32-42</b>	<b>.762</b>	<b>19</b>	<b>161</b>	<b>180</b>	<b>1.9</b>	<b>109</b>	<b>2</b>	<b>43</b>	<b>48</b>	<b>14</b>	<b>31</b>	<b>435</b>	<b>4.5</b>



# JUSTICE SUEING

**RS-SENIOR**  
**FORWARD • 6-7 • 215**  
**HONOLULU, HAWAII**  
**MATER DEI / CAL**

**14**

- One of the team's four captains
- Julius Erving Small Forward of the Year Watch List
- The team's "Swiss Army Knife" because of his versatility at multiple positions
- Transfer from Cal who enters the season with over 1,200 pts and 94 games played

**SUEING IN 2021-22**

- Will miss an extended period of time with an abdominal injury



**POINTS**

Season 10, vs. Niagara (11/12/21)  
 Career 27, 2x (last: vs. Arizona, 1/12/19)

**REBOUNDS**

Season 4, vs. Niagara (11/12/21)  
 Career 11, 2x (last: at Iowa, 2/4/21)

**ASSISTS**

Season -  
 Career 6, vs. Washington (2/28/19)

**STEALS**

Season 1, vs. Niagara (11/12/21)  
 Career 5, 2x (last: vs. Penn State, 1/27/21)

**BLOCKS**

Season -  
 Career 2, 5x (last: vs. Penn State, 1/27/21)

**FIELD GOALS**

Season 4, vs. Niagara (11/12/21)  
 Career 11, at Washington (1/11/18)

**FG ATTEMPTS**

Season 7, vs. Akron (11/9/21)  
 Career 19, vs. Stanford (2/18/18)

**3-PT FGS**

Season -  
 Career 4, 6x (last: vs. San Diego St., 12/28/18)

**3-PT FG ATTS**

Season 2, 2x (last: vs. Niagara, 11/12/21)  
 Career 9, 2x (last: at UCLA, 1/25/18)

**FREE THROWS**

Season 2, vs. Niagara (11/12/21)  
 Career 9, 5x (last: vs. Illinois, 3/14/21)

**FT ATTEMPTS**

Season 2, vs. Niagara (11/12/21)  
 Career 14, vs. Arizona (1/17/18)

**MINUTES**

Season 15:52, vs. Niagara (11/12/21)  
 Career 41:41, vs. Illinois (3/14/21)

**DOUBLE-DOUBLES (5)**

Date	Team	Pts / Reb
1/3/19	at USC	16 / 11
1/9/21	at Rutgers	12 / 10
1/27/21	Penn State	13 / 10
2/4/21	at Iowa	12 / 11
2/13/21	Indiana	16 / 10

**2021-22 GAME-BY-GAME STATISTICS**

Opponent	Date	gs	min	Total		3-Pointers		Free throws		Rebounds				pf	a	t/o	blk	stl	pts	avg
				fg-fga	pct	3fg-fga	pct	ft-fa	pct	off	def	tot	avg							
AKRON	11/09/21	14	1-7	.143	0-2	.000	0-0	.000	1	2	3	3.0	1	0	1	0	0	2	2.0	
NIAGARA	11/12/21	16	4-6	.667	0-2	.000	2-2	1.000	0	4	4	3.5	2	0	1	0	1	10	6.0	
BOWLING GREEN	11/15/21	dnp	-	-	-	-	-	-	-	-	-	-	-	-	-	-	-	-	-	
at Xavier	11/18/21	dnp	-	-	-	-	-	-	-	-	-	-	-	-	-	-	-	-	-	
vs #21 Seton Hall	11/22/21	dnp	-	-	-	-	-	-	-	-	-	-	-	-	-	-	-	-	-	
vs #23 Florida	11/24/21	dnp	-	-	-	-	-	-	-	-	-	-	-	-	-	-	-	-	-	
#1 DUKE	11/30/21	dnp	-	-	-	-	-	-	-	-	-	-	-	-	-	-	-	-	-	
at Penn St.	12/05/21	dnp	-	-	-	-	-	-	-	-	-	-	-	-	-	-	-	-	-	
TOWSON	12/08/21	dnp	-	-	-	-	-	-	-	-	-	-	-	-	-	-	-	-	-	
#22 WISCONSIN	12/11/21	dnp	-	-	-	-	-	-	-	-	-	-	-	-	-	-	-	-	-	
at Nebraska	01/02/22	dnp	-	-	-	-	-	-	-	-	-	-	-	-	-	-	-	-	-	
at Indiana	01/06/22	dnp	-	-	-	-	-	-	-	-	-	-	-	-	-	-	-	-	-	
NORTHWESTERN	01/09/22	dnp	-	-	-	-	-	-	-	-	-	-	-	-	-	-	-	-	-	
at #13 Wisconsin	01/13/22	dnp	-	-	-	-	-	-	-	-	-	-	-	-	-	-	-	-	-	
<b>Totals</b>		<b>0</b>	<b>30</b>	<b>5-13</b>	<b>.385</b>	<b>0-4</b>	<b>.000</b>	<b>2-2</b>	<b>1.000</b>	<b>1</b>	<b>6</b>	<b>7</b>	<b>3.5</b>	<b>3</b>	<b>0</b>	<b>2</b>	<b>0</b>	<b>1</b>	<b>12</b>	<b>6.0</b>

Games played: 2  
 Minutes/game: 15.0  
 Points/game: 6.0  
 FG Pct: 38.5  
 3FG Pct: 0.0  
 FT Pct: 100.0  
 Rebounds/game: 3.5  
 Turnovers/game: 1.0  
 Steals/game: 0.5

**CAREER STATISTICS**

Season	gp-gs	min/avg	Total		3-Point		F-Throws		Rebounds				Scoring							
			fg-fga	pct	fg-fga	pct	ft-fa	pct	off	def	tot	avg	pf	fo	aet	to	blk	stl	pts	avg
2017-18*	32-31	1023/32.0	157-362	.434	42-135	.311	86-128	.672	48	124	172	5.4	75	1	44	68	15	75	442	13.8
2018-19*	31-30	1068/34.5	140-324	.432	35-116	.302	129-165	.782	46	140	186	6.0	78	1	60	53	15	52	444	14.3
2020-21	31-31	880/28.4	109-222	.491	22-61	.361	93-124	.750	48	122	170	5.5	75	3	46	56	6	29	333	10.7
2021-22	2-0	30/15.0	5-13	.385	0-4	.000	2-2	1.000	1	6	7	3.5	3	0	0	2	0	1	12	6.0
<b>TOTAL</b>	<b>33-31</b>	<b>910/27.6</b>	<b>114-235</b>	<b>.485</b>	<b>22-65</b>	<b>.338</b>	<b>95-126</b>	<b>.754</b>	<b>49</b>	<b>128</b>	<b>177</b>	<b>5.4</b>	<b>78</b>	<b>3</b>	<b>46</b>	<b>58</b>	<b>6</b>	<b>30</b>	<b>345</b>	<b>10.5</b>
<b>All*</b>	<b>96-92</b>	<b>3001/31.3</b>	<b>411-921</b>	<b>.446</b>	<b>99-316</b>	<b>.313</b>	<b>310-419</b>	<b>.740</b>	<b>143</b>	<b>392</b>	<b>535</b>	<b>5.6</b>	<b>231</b>	<b>5</b>	<b>150</b>	<b>179</b>	<b>36</b>	<b>157</b>	<b>1231</b>	<b>12.8</b>





# MALAKI BRANHAM

**FRESHMAN**  
**GUARD • 6-5 • 180**  
**COLUMBUS, OHIO**  
**ST. VINCENT-ST. MARY'S**

**22**

- Has a very cerebral game -- is good in the midrange
- Ohio's Mr. Basketball as a senior in 2021 -- Two-time first team All-Ohio honoree
- Top 100 player in the class of 2021 -- Scored 37 pts in the state title game last March
- Asked Jimmy Jackson for permission to wear his retired No. 22



**POINTS**

Season 35, at Nebraska (1/2/22)

**REBOUNDS**

Season 6, 2x (last: at Nebraska, 1/2/22)

**ASSISTS**

Season 5, vs. Northwestern (1/9/22)

**STEALS**

Season 3, 2x (last: vs. Northwestern, 1/9/22)

**BLOCKS**

Season 1, 3x (last: vs. Northwestern, 1/9/22)

**FIELD GOALS**

Season 13, at Nebraska (1/2/22)

**FG ATTEMPTS**

Season 19, at Nebraska (1/2/22)

**3-PT FGS**

Season 6, at Nebraska (1/2/22)

**3-PT FG ATTS**

Season 10, at Nebraska (1/2/22)

**FREE THROWS**

Season 13, vs. Northwestern (1/9/22)

**FT ATTEMPTS**

Season 14, vs. Northwestern (1/9/22)

**MINUTES**

Season 42:07, at Nebraska (1/2/22)

**BRANHAM IN 2021-22**

- Had seven points in his collegiate debut and assisted on the game-winning buzzer-beater against Akron (11/9)
- Made his first collegiate start vs. Niagara (Nov. 14) and had 7 points
- Scored in double figures for the first time with 11 points in the Big Ten opener at Penn State (12/5)
- Set an OSU freshman record for points in a Big Ten game, scoring 35 points in the overtime win at Nebraska (1/2) ... Tied an OSU freshman record by going 6-of-10 from long range vs. the Huskers
- Scored 24 points on 13-of-14 from the free throw line and also dished-out five assists vs. Northwestern (1/9)

**2021-22 GAME-BY-GAME STATISTICS**

Opponent	Date	gs	min	Total		3-Pointers		Free throws		Rebounds				pf	a	t/o	blk	stl	pts	avg	
				fg-fga	pct	3fg-fga	pct	ft-fa	pct	off	def	tot	avg								
AKRON	11/09/21		24	3-9	.333	1-1	1.000	0-0	.000	2	4	6	6.0	1	3	1	1	1	7	7.0	
NIAGARA	11/12/21	*	18	3-6	.500	1-1	1.000	0-0	.000	0	2	2	4.0	4	1	1	1	1	7	7.0	
BOWLING GREEN	11/15/21	*	21	3-8	.375	0-3	.000	2-2	1.000	2	0	2	3.3	0	3	2	0	1	8	7.3	
at Xavier	11/18/21	*	28	3-11	.273	1-2	.500	0-0	.000	1	3	4	3.5	2	1	2	0	0	7	7.3	
vs #21 Seton Hall	11/22/21	*	18	1-4	.250	0-1	.000	0-0	.000	0	3	3	3.4	2	2	2	0	1	2	6.2	
vs #23 Florida	11/24/21	*	22	1-4	.250	0-2	.000	2-2	1.000	0	3	3	3.3	2	2	3	0	3	4	5.8	
#1 DUKE	11/30/21	*	19	4-6	.667	0-0	.000	0-0	.000	0	2	2	3.1	3	1	2	0	0	8	6.1	
at Penn St.	12/05/21	*	27	5-9	.556	1-3	.333	0-0	.000	0	1	1	2.9	1	2	1	0	0	11	6.8	
TOWSON	12/08/21	*	27	3-8	.375	1-2	.500	2-2	1.000	3	2	5	3.1	0	1	0	0	0	9	7.0	
#22 WISCONSIN	12/11/21	*	14	0-2	.000	0-0	.000	0-0	.000	0	2	2	3.0	1	0	4	0	0	0	6.3	
at Nebraska	01/02/22	*	43	13-19	.684	6-10	.600	3-4	.750	0	6	6	3.3	2	1	2	0	0	35	8.9	
at Indiana	01/06/22	*	34	5-13	.385	1-3	.333	2-2	1.000	0	5	5	3.4	1	3	1	0	0	13	9.3	
NORTHWESTERN	01/09/22	*	34	5-8	.625	1-3	.333	13-14	.929	1	3	4	3.5	1	5	2	1	3	24	10.4	
at #13 Wisconsin	01/13/22	*	30	5-8	.625	0-1	.000	0-1	.000	0	5	5	3.6	2	1	0	0	0	10	10.4	
<b>Totals</b>			13	359	54-115	.470	13-32	.406	24-27	.889	9	41	50	3.6	22	26	23	3	10	145	10.4

Games played: 14  
 Minutes/game: 25.6  
 Points/game: 10.4  
 FG Pct: 47.0  
 3FG Pct: 40.6  
 FT Pct: 88.9

Rebounds/game: 3.6  
 Assists/game: 1.9  
 Turnovers/game: 1.6  
 Assist/turnover ratio: 1.1  
 Steals/game: 0.7  
 Blocks/game: 0.2

**CAREER STATISTICS**

Season	gp-gs	min/avg	Total		3-Point		F-Throws		Rebounds				Scoring							
			fg-fga	pct	fg-fga	pct	ft-fa	pct	off	def	tot	avg	pf	fo	ast	to	blk	stl	pts	avg
2021-22	14-13	359/25.6	54-115	.470	13-32	.406	24-27	.889	9	41	50	3.6	22	0	26	23	3	10	145	10.4
<b>TOTAL</b>	14-13	359/25.6	54-115	.470	13-32	.406	24-27	.889	9	41	50	3.6	22	0	26	23	3	10	145	10.4



# ZED KEY

**SOPHOMORE  
FORWARD • 6-8 • 245  
BAY SHORE, N.Y.  
LONG ISLAND LUTHERAN**



- Big, physical player who seeks out contact
- Undersized in terms of height for a center but makes up for it in his physicalness and brute strength
- Played in every game last year as a true freshman
- Led the team as a freshman by shooting 61.6% from the floor (61-of-99)

### KEY IN 2021-22

- Matched his career-high with 14 pts in the season-opening win over Akron (11/9)
- Notched his second-consecutive double-figure game with 11 points and a career-high tying three blocks vs. Niagara (11/12)
- Scored a career-high 20 pts on 8-of-15 shooting in the win over No. 1 Duke (11/30)
- Pulled down a career-high 14 rebounds in the overtime win at Nebraska (1/2/22)

### POINTS

Season 20, vs. Duke (11/30/21)  
Career 20, vs. Duke (11/30/21)

### REBOUNDS

Season 14, at Nebraska (1/2/22)  
Career 14, at Nebraska (1/2/22)

### ASSISTS

Season 2, 2x (last: at Nebraska, 1/2/22)  
Career 2, 4x (last: at Nebraska, 1/2/22)

### STEALS

Season 2, at Indiana (1/6/22)  
Career 2, at Indiana (1/6/22)

### BLOCKS

Season 3, vs. Niagara (11/12/21)  
Career 3, 2x (last: vs. Niagara, 11/12/21)

### FIELD GOALS

Season 8, vs. Duke (11/30/21)  
Career 8, vs. Duke (11/30/21)

### FG ATTEMPTS

Season 15, vs. Duke (11/30/21)  
Career 15, vs. Duke (11/30/21)

### 3-PT FGS

Season -  
Career -

### 3-PT FG ATTS

Season -  
Career -

### FREE THROWS

Season 5, vs. Niagara (11/12/21)  
Career 6, 2x (last: at Rutgers, 1/9/21)

### FT ATTEMPTS

Season 7, vs. Niagara (11/12/21)  
Career 9, 2x (last: at Rutgers, 1/9/21)

### MINUTES

Season 34:24, at Nebraska (1/2/22)  
Career 34:24, at Nebraska (1/2/22)

### DOUBLE-DOUBLES (1)

Date	Team	Pts / Reb
12/13/20	vs. Cleveland State	12 / 10

### 2021-22 GAME-BY-GAME STATISTICS

Opponent	Date	gs	min	Total		3-Pointers		Free throws		Rebounds				pf	a	t/o	blk	stl	pts	avg	
				fg-fga	pct	3fg-fga	pct	ft-fga	pct	off	def	tot	avg								
AKRON	11/09/21	*	25	7-11	.636	0-0	.000	0-0	.000	4	1	5	5.0	1	0	2	1	0	14	14.0	
NIAGARA	11/12/21	*	26	3-4	.750	0-0	.000	5-7	.714	2	5	7	6.0	2	1	0	3	0	11	12.5	
BOWLING GREEN	11/15/21	*	20	6-9	.667	0-0	.000	0-0	.000	3	6	9	7.0	2	0	1	0	0	12	12.3	
at Xavier	11/18/21	*	17	3-7	.429	0-0	.000	0-1	.000	1	1	2	5.8	3	1	0	0	0	6	10.8	
vs #21 Seton Hall	11/22/21		21	3-6	.500	0-0	.000	0-0	.000	0	2	2	5.0	2	1	3	0	0	6	9.8	
vs #23 Florida	11/24/21		19	3-4	.750	0-0	.000	1-3	.333	0	5	5	5.0	4	0	0	1	0	7	9.3	
#1 DUKE	11/30/21	*	27	8-15	.533	0-0	.000	4-6	.667	1	2	3	4.7	2	1	0	0	0	20	10.9	
at Penn St.	12/05/21	*	20	2-4	.500	0-0	.000	0-0	.000	1	2	3	4.5	3	1	2	1	0	4	10.0	
TOWSON	12/08/21	*	27	5-6	.833	0-0	.000	3-4	.750	1	8	9	5.0	2	0	1	2	0	13	10.3	
#22 WISCONSIN	12/11/21	*	23	5-7	.714	0-0	.000	1-3	.333	1	8	9	5.4	1	2	0	1	0	11	10.4	
at Nebraska	01/02/22	*	35	3-5	.600	0-0	.000	1-2	.500	6	8	14	6.2	2	2	1	1	0	7	10.1	
at Indiana	01/06/22	*	15	0-2	.000	0-0	.000	2-2	1.000	0	3	3	5.9	2	1	1	0	2	2	9.4	
NORTHWESTERN	01/09/22		20	4-4	1.000	0-0	.000	0-0	.000	1	2	3	5.7	2	0	2	0	0	8	9.3	
at #13 Wisconsin	01/13/22	*	21	5-8	.625	0-0	.000	0-3	.000	2	6	8	5.9	1	0	1	1	0	10	9.4	
Totals			11	316	57-92	.620	0-0	.000	17-31	.548	23	59	82	5.9	29	10	14	11	2	131	9.4

Games played: 14  
Minutes/game: 22.6  
Points/game: 9.4  
FG Pct: 62.0  
FT Pct: 54.8

Rebounds/game: 5.9  
Assists/game: 0.7  
Turnovers/game: 1.0  
Assist/turnover ratio: 0.7  
Steals/game: 0.1  
Blocks/game: 0.8

### CAREER STATISTICS

Season	gp-gs	min/avg	Total		3-Point		F-Throws		Rebounds				Scoring							
			fg-fga	pct	fg-fga	pct	ft-fga	pct	off	def	tot	avg	pf	fo	ast	to	blk	stl	pts	avg
2020-21	31-1	366/11.8	61-99	.616	0-0	.000	38-69	.551	47	58	105	3.4	60	0	9	24	22	3	160	5.2
2021-22	14-11	316/22.6	57-92	.620	0-0	.000	17-31	.548	23	59	82	5.9	29	0	10	14	11	2	131	9.4
TOTAL	45-12	682/15.2	118-191	.618	0-0	.000	55-100	.550	70	117	187	4.2	89	0	19	38	33	5	291	6.5



# KYLE YOUNG

**GRADUATE**  
**FORWARD • 6-8 • 225**  
**CANTON, OHIO**  
**JACKSON**

**25**

- One of the team's four captains
- Is in his fifth season with the program -- earned his bachelor's degree in sport industry in the spring of 2020 and is working on his masters in sport management
- Three-time Academic All-Big Ten honoree
- Worked extremely hard on his jump shot in the offseason

**YOUNG IN 2021-22**

- Was a career-best 7-of-8 from the FT line and finished with 12 points and a game-high 8 rebounds against Seton Hall (11/22)
- Had a great shooting night at Penn State (12/5) as he was a career-best 4-of-4 from beyond the arc and from the line
- Made 6-of-7 shot attempts and tied a career-high with 18 points vs. Towson (12/8)
- Pulled down a career-high 14 rebounds in the win over Wisconsin (12/11)
- Made his first start of the season in the win over Northwestern (1/9)



**POINTS**

Season 18, vs. Towson (12/8/21)  
 Career 18, 3x (last: vs. Towson, 12/8/21)

**REBOUNDS**

Season 14, vs. Wisconsin (12/11/21)  
 Career 14, vs. Wisconsin (12/11/21)

**ASSISTS**

Season 3, vs. Seton Hall (11/22/21)  
 Career 5, at Penn State (2/18/21)

**STEALS**

Season 2, vs. BGSU (11/15/21)  
 Career 2, 7x (last: vs. BGSU, 11/15/21)

**BLOCKS**

Season 1, 7x (last: vs. Northwestern, 1/9/22)  
 Career 2, 8x (last: vs. Illinois, 3/6/21)

**FIELD GOALS**

Season 6, vs. Towson (12/8/21)  
 Career 7, 3x (last: vs. Purdue (3/12/21)

**FG ATTEMPTS**

Season 10, at Wisconsin (1/13/22)  
 Career 12, at Maryland (2/8/21)

**3-PT FGS**

Season 4, at Penn State (12/5/21)  
 Career 4, 2x (last: at Penn State, 12/5/21)

**3-PT FG ATTS**

Season 4, at Penn State (12/5/21)  
 Career 5, vs. Purdue (3/12/21)

**FREE THROWS**

Season 7, vs. Seton Hall (11/22/21)  
 Career 7, vs. Seton Hall (11/22/21)

**FT ATTEMPTS**

Season 8, vs. Seton Hall (11/22/21)  
 Career 9, vs. Syracuse (11/28/18)

**MINUTES**

Season 31:10, at Xavier (11/18/21)  
 Career 35:31, at Cincinnati (11/7/18)

**DOUBLE-DOUBLES (3)**

Date	Team	Pts / Reb
11/6/19	Cincinnati	14 / 13
11/18/19	Stetson	15 / 10
12/23/20	Rutgers	17 / 12

**2021-22 GAME-BY-GAME STATISTICS**

Opponent	Date	gs	min	Total		3-Pointers		Free throws		Rebounds				pf	a	t/o	blk	stl	pts	avg
				fg-fga	pct	3fg-fga	pct	ft-fga	pct	off	def	tot	avg							
AKRON	11/09/21		dnp	-	-	-	-	-	-	-	-	-	-	-	-	-	-	-	-	-
NIAGARA	11/12/21	23	24	2-4	.500	0-2	.000	1-1	1.000	0	7	7	7.0	0	1	1	0	0	5	5.0
BOWLING GREEN	11/15/21	14	4-5	.800	0-0	.000	0-0	.000	1	4	5	6.0	1	2	0	1	2	8	6.5	
at Xavier	11/18/21	32	3-6	.500	1-3	.333	5-5	1.000	0	6	6	6.0	1	1	2	1	0	12	8.3	
vs #21 Seton Hall	11/22/21	24	2-5	.400	1-2	.500	7-8	.875	3	5	8	6.5	2	3	0	1	1	12	9.3	
vs #23 Florida	11/24/21	14	5-7	.714	0-2	.000	1-1	1.000	1	5	6	6.4	5	0	2	0	0	11	9.6	
#1 DUKE	11/30/21	20	1-4	.250	1-2	.500	0-1	.000	1	4	5	6.2	2	2	0	0	0	3	8.5	
at Penn St.	12/05/21	23	4-4	1.000	4-4	1.000	4-4	1.000	1	6	7	6.3	2	1	1	1	0	16	9.6	
TOWSON	12/08/21	23	6-7	.857	2-2	1.000	4-6	.667	0	2	2	5.8	1	1	1	1	1	18	10.6	
#22 WISCONSIN	12/11/21	23	2-6	.333	0-2	.000	1-1	1.000	1	13	14	6.7	1	0	1	0	1	5	10.0	
at Nebraska	01/02/22		dnp	-	-	-	-	-	-	-	-	-	-	-	-	-	-	-	-	
at Indiana	01/06/22	17	1-4	.250	1-3	.333	0-0	.000	1	1	2	6.2	2	0	2	1	0	3	9.3	
NORTHWESTERN	01/09/22 *	23	1-3	.333	0-2	.000	4-4	1.000	1	1	2	5.8	2	2	3	1	0	6	9.0	
at #13 Wisconsin	01/13/22	28	5-10	.500	0-3	.000	0-0	.000	1	4	5	5.8	0	0	2	0	0	10	9.1	
Totals		1	264	36-65	.554	10-27	.370	27-31	.871	11	58	69	5.8	19	13	15	7	5	109	9.1

Games played: 12  
 Minutes/game: 22.0  
 Points/game: 9.1  
 FG Pct: 55.4  
 3FG Pct: 37.0  
 FT Pct: 87.1

Rebounds/game: 5.8  
 Assists/game: 1.1  
 Turnovers/game: 1.3  
 Assist/turnover ratio: 0.9  
 Steals/game: 0.4  
 Blocks/game: 0.6

**CAREER STATISTICS**

Season	gp-gs	min/avg	Total		3-Point		F-Throws		Rebounds				Scoring							
			fg-fga	pct	fg-fga	pct	ft-fga	pct	off	def	tot	avg	pf	fo	ast	to	blk	stl	pts	avg
2017-18	25-0	216/8.6	19-43	.442	1-10	.100	5-11	.455	19	21	40	1.6	19	0	4	9	3	7	44	1.8
2018-19	31-14	636/20.5	78-116	.672	1-6	.167	28-48	.583	48	88	136	4.4	65	1	28	23	16	17	185	6.0
2019-20	25-25	571/22.8	72-123	.585	2-13	.154	42-64	.656	51	93	144	5.8	48	0	23	14	13	8	188	7.5
2020-21	27-26	708/26.2	88-162	.543	13-30	.433	44-52	.846	48	101	149	5.5	72	1	34	13	15	12	233	8.6
2021-22	12-1	264/22.0	36-65	.554	10-27	.370	27-31	.871	11	58	69	5.8	19	1	13	15	7	5	109	9.1
TOTAL	120-66	2395/20.0	293-509	.576	27-86	.314	146-206	.709	177	361	538	4.5	223	3	102	74	54	49	759	6.3



# SETH TOWNS

**GRADUATE**  
**FORWARD • 6-8 • 230**  
**COLUMBUS, OHIO**  
**NORTHLAND / HARVARD**



- Transfer from Harvard who is in his second season with the program
- Played in 25 games last year and averaged 3.8 points per game
- Was the 2017-18 Ivy League Player of the Year
- Graduated from Harvard in the spring of 2020 with a degree in sociology

### TOWNS IN 2021-22

- Had back surgery in September and missed the early portion of the season

### POINTS

Season  
 Career 31, at Columbia (2/2/18)

### REBOUNDS

Season  
 Career 12, 2x (last: vs. Cornell, 3/10/18)

### ASSISTS

Season  
 Career 6, at Cornell (2/3/18)

### STEALS

Season  
 Career 3, 4x (last: at Princeton, 2/23/18)

### BLOCKS

Season  
 Career 4, vs. Michigan (3/13/21)

### FIELD GOALS

Season  
 Career 11, 2x (last: at Columbia 2/2/18)

### FG ATTEMPTS

Season  
 Career 21, at Columbia (2/2/18)

### 3-PT FGS

Season  
 Career 6, 2x (last: at Columbia 2/2/18)

### 3-PT FG ATTS

Season  
 Career 10, vs. Yale (3/11/17)

### FREE THROWS

Season  
 Career 9, 2x (last: vs. Brown 2/16/18)

### FT ATTEMPTS

Season  
 Career 12, 2x (last: vs. Brown 2/16/18)

### MINUTES

Season  
 Career 36:00, at Dartmouth (1/2018)

### DOUBLE-DOUBLES (4)

Date	Team	Pts / Reb
1/28/17	at Columbia	12 / 12
11/16/17	at Holy Cross	24 / 10
3/3/18	Columbia	13 / 10
3/10/18	vs. Cornell	24 / 12

### 2021-22 GAME-BY-GAME STATISTICS

Season	gp-gs	min/avg	fg-fga	pct	3-pt-fga	pct	F-Throws	pct	off	def	tot	avg	pf	fo	ast	to	blk	stl	pts	avg
2016-17*	28-20	689/24.6	119-278	.428	38-98	.388	69-84	.821	32	90	122	4.4	85	4	36	65	15	27	345	12.3
2017-18*	30-25	838/27.9	161-384	.419	63-143	.441	95-118	.805	32	138	170	5.7	74	2	54	64	19	25	480	16.0
2020-21	25-0	274/11.0	32-76	.421	15-44	.341	16-20	.800	11	43	54	2.2	30	0	7	8	5	5	95	3.8
TOTAL	25-0	274/11.0	32-76	.421	15-44	.341	16-20	.800	11	43	54	2.2	30	0	7	8	5	5	95	3.8
All*	82-45	1901/23.7	212-738	.422	116-285	.407	180-222	.811	75	271	346	4.2	189	6	97	137	20	57	620	14.4

### CAREER STATISTICS

Season	gp-gs	min/avg	fg-fga	pct	3-pt-fga	pct	F-Throws	pct	off	def	tot	avg	pf	fo	ast	to	blk	stl	pts	avg
2016-17*	28-20	689/24.6	119-278	.428	38-98	.388	69-84	.821	32	90	122	4.4	85	4	36	65	15	27	345	12.3
2017-18*	30-25	838/27.9	161-384	.419	63-143	.441	95-118	.805	32	138	170	5.7	74	2	54	64	19	25	480	16.0
2020-21	25-0	274/11.0	32-76	.421	15-44	.341	16-20	.800	11	43	54	2.2	30	0	7	8	5	5	95	3.8
TOTAL	25-0	274/11.0	32-76	.421	15-44	.341	16-20	.800	11	43	54	2.2	30	0	7	8	5	5	95	3.8
All*	82-45	1901/23.7	212-738	.422	116-285	.407	180-222	.811	75	271	346	4.2	189	6	97	137	20	57	620	14.4



**E.J. LIDDELL**  
**JUNIOR**  
**FORWARD • 6-7 • 240**  
**BELLEVILLE, ILL.**  
**WEST**

**32**

- One of the team's four captains
- Karl Malone Award Watch List & NABC Player of the Year Preseason Watch List
- Went through the NBA Draft process this summer
- First team All-Big Ten last season -- averaged 16.2 ppg and 6.7 rpg
- Has worked hard on improving his three-point shooting this offseason

**LIDDELL IN 2021-22**

- Was great in the season-opening win over Akron (11/9), notching a fifth double-double with 25 pts and 11 rebs
- Scored a then career-high 29 points on 9-of-15 shooting and had four blocks vs. Niagara (11/12)
- Scored a game-high 17 points and blocked a career-high 8 shots at Xavier (11/18)
- Posted 28 points on 10-of-10 from the FT line in the win over Seton Hall (11/22)
- Had 28 points on 11-of-16 shooting in the win over No. 22 Wisconsin (12/11)
- Made his first six shots from the field, including five from long range, and finished with a career-high 34 points in the win over Northwestern (1/9). Was also a career-best 5-of-7 from distance against the Wildcats



**POINTS**

Season 34, vs. Northwestern (1/9/22)  
 Career 34, vs. Northwestern (1/9/22)

**REBOUNDS**

Season 14, vs. Duke (11/30/21)  
 Career 14, 2x (last: vs. Duke, 11/30/21)

**ASSISTS**

Season 7, at Nebraska (1/2/22)  
 Career 7, at Nebraska (1/2/22)

**STEALS**

Season 3, at Penn State (12/5/21)  
 Career 3, 3x (last: at Penn State, 12/5/21)

**BLOCKS**

Season 8, at Xavier (11/18/21)  
 Career 8, at Xavier (11/18/21)

**FIELD GOALS**

Season 12, vs. Northwestern (1/9/22)  
 Career 12, vs. Northwestern (1/9/22)

**FG ATTEMPTS**

Season 20, vs. Northwestern (1/9/22)  
 Career 20, vs. Northwestern (1/9/22)

**3-PT FGS**

Season 5, vs. Northwestern (1/9/22)  
 Career 5, vs. Northwestern (1/9/22)

**3-PT FG ATTS**

Season 7, vs. Northwestern (1/9/22)  
 Career 7, 4x (last: vs. Northwestern, 1/9/22)

**FREE THROWS**

Season 10, vs. Seton Hall (11/22/21)  
 Career 10, 3x (last: vs. Seton Hall, 11/22/21)

**FT ATTEMPTS**

Season 12, 2x (last: vs. Florida, 11/24/21)  
 Career 12, 3x (last: vs. Florida, 11/24/21)

**MINUTES**

Season 40:33, at Nebraska (1/2/22)  
 Career 40:33, at Nebraska (1/2/22)

**DOUBLE-DOUBLES (6)**

Date	Team	Pts / Reb
3/5/20	Illinois	17 / 11
12/8/20	at Notre Dame	19 / 12
2/21/21	Michigan	23 / 10
3/19/21	vs. Oral Roberts	23 / 14
11/9/21	Akron	25 / 11
11/30/21	Duke	14 / 14

**2021-22 GAME-BY-GAME STATISTICS**

Opponent	Date	gs	min	Total		3-Pointers		Free throws		Rebounds				pf	a	t/o	blk	stl	pts	avg	
				fg-fga	pct	3fg-fga	pct	ft-fa	pct	off	def	tot	avg								
AKRON	11/09/21	*	30	10-19	.526	1-4	.250	4-8	.500	7	4	11	11.0	5	3	1	3	1	25	25.0	
NIAGARA	11/12/21	*	28	9-15	.600	3-6	.500	8-12	.667	1	4	5	8.0	3	3	5	4	1	29	27.0	
BOWLING GREEN	11/15/21	*	20	6-8	.750	1-3	.333	0-0	.000	2	1	3	6.3	0	4	2	0	0	13	22.3	
at Xavier	11/18/21	*	32	7-14	.500	1-3	.333	2-3	.667	3	4	7	6.5	3	1	2	8	0	17	21.0	
vs #21 Seton Hall	11/22/21	*	29	8-17	.471	2-5	.400	10-10	1.000	1	5	6	6.4	2	1	1	3	0	28	22.4	
vs #23 Florida	11/24/21	*	33	7-11	.636	1-1	1.000	8-12	.667	1	4	5	6.2	3	1	5	5	0	23	22.5	
#1 DUKE	11/30/21	*	36	5-10	.500	1-3	.333	3-7	.429	3	11	14	7.3	2	6	4	3	0	14	21.3	
at Penn St.	12/05/21	*	31	4-9	.444	0-2	.000	6-8	.750	2	3	5	7.0	4	1	4	1	3	14	20.4	
TOWSON	12/08/21	*	24	3-6	.500	1-4	.250	8-8	1.000	1	6	7	7.0	3	3	6	1	0	15	19.8	
#22 WISCONSIN	12/11/21	*	31	11-16	.688	1-3	.333	5-7	.714	4	5	9	7.2	1	4	2	2	1	28	20.6	
at Nebraska	01/02/22	*	41	2-14	.143	1-5	.200	5-6	.833	3	5	8	7.3	4	7	3	4	0	10	19.6	
at Indiana	01/06/22	*	32	3-12	.250	1-5	.200	4-4	1.000	2	7	9	7.4	1	0	3	2	1	11	18.9	
NORTHWESTERN	01/09/22	*	34	12-20	.600	5-7	.714	5-5	1.000	0	4	4	7.2	3	2	2	5	0	34	20.1	
at #13 Wisconsin	01/13/22	*	31	6-12	.500	2-3	.667	4-5	.800	1	5	6	7.1	5	1	2	2	0	18	19.9	
<b>Totals</b>			14	432	93-183	.508	21-54	.389	72-95	.758	31	68	99	7.1	39	37	42	43	7	279	19.9

Games played: 14  
 Minutes/game: 30.9  
 Points/game: 19.9  
 FG Pct: 50.8  
 3FG Pct: 38.9  
 FT Pct: 75.8

Rebounds/game: 7.1  
 Assists/game: 2.6  
 Turnovers/game: 3.0  
 Assist/turnover ratio: 0.9  
 Steals/game: 0.5  
 Blocks/game: 3.1

**CAREER STATISTICS**

Season	gp-gs	min/avg	Total		3-Point		F-Throws		Rebounds				Scoring							
			fg-fga	pct	fg-fga	pct	ft-fa	pct	off	def	tot	avg	pts	avg						
2019-20	31-0	516/16.6	71-154	.461	5-26	.192	61-85	.718	35	82	117	3.8	59	0	14	29	29	13	208	6.7
2020-21	29-29	848/29.2	158-333	.474	27-80	.338	126-169	.746	51	142	193	6.7	86	2	52	47	31	19	469	16.2
2021-22	14-14	432/30.9	93-183	.508	21-54	.389	72-95	.758	31	68	99	7.1	39	2	37	42	43	7	279	19.9
<b>TOTAL</b>	<b>74-43</b>	<b>1796/24.3</b>	<b>322-670</b>	<b>.481</b>	<b>53-160</b>	<b>.331</b>	<b>259-349</b>	<b>.742</b>	<b>117</b>	<b>292</b>	<b>409</b>	<b>5.5</b>	<b>184</b>	<b>4</b>	<b>103</b>	<b>118</b>	<b>103</b>	<b>39</b>	<b>956</b>	<b>12.9</b>



# HARRISON HOOKFIN

**SENIOR**  
**FORWARD • 6-6 • 195**  
**LEBANON, OHIO**  
**LEBANON**

**42**

- Team's only walk-on
- One of the most fit players on the team
- A workout warrior
- A biology major in his fourth year with the program



**HOOKFIN IN 2021-22**

- Made his season debut in the win over Bowling Green (11/15)

**POINTS**

Season  
Career 4, vs. Illinois St. (11/25/20)

**REBOUNDS**

Season 1, vs. BGSU (11/15/21)  
Career 3, vs. Nebraska (12/30/20)

**ASSISTS**

Season  
Career --

**STEALS**

Season  
Career 1, vs. Morgan St. (11/29/19)

**BLOCKS**

Season  
Career --

**FIELD GOALS**

Season  
Career 2, vs. Illinois St. (11/25/20)

**FG ATTEMPTS**

Season 1, vs. BGSU (11/15/21)  
Career 3, 2x (last: vs. Illinois St., 11/25/20)

**3-PT FGS**

Season  
Career --

**3-PT FG ATTS**

Season  
Career 1, 2x (last: vs. Nebraska, 12/30/20)

**FREE THROWS**

Season  
Career --

**FT ATTEMPTS**

Season  
Career --

**MINUTES**

Season 3:10, vs. BGSU (11/15/21)  
Career 6:19, vs. Stetson (11/18/19)

**2021-22 GAME-BY-GAME STATISTICS**

Opponent	Date	gs	min	Total		3-Pointers		Free throws		Rebounds				pf	a	t/o	blk	stl	pts	avg
				fg-fga	pct	3fg-fga	pct	ft-fta	pct	off	def	tot	avg							
AKRON	11/09/21	dnp	-	-	-	-	-	-	-	-	-	-	-	-	-	-	-	-	-	-
NIAGARA	11/12/21	dnp	-	-	-	-	-	-	-	-	-	-	-	-	-	-	-	-	-	-
BOWLING GREEN	11/15/21	3	3	0-1	.000	0-0	.000	0-0	.000	1	0	1	1.0	0	0	0	0	0	0	0.0
at Xavier	11/18/21	dnp	-	-	-	-	-	-	-	-	-	-	-	-	-	-	-	-	-	-
vs #21 Seton Hall	11/22/21	dnp	-	-	-	-	-	-	-	-	-	-	-	-	-	-	-	-	-	-
vs #23 Florida	11/24/21	dnp	-	-	-	-	-	-	-	-	-	-	-	-	-	-	-	-	-	-
#1 DUKE	11/30/21	dnp	-	-	-	-	-	-	-	-	-	-	-	-	-	-	-	-	-	-
at Penn St.	12/05/21	dnp	-	-	-	-	-	-	-	-	-	-	-	-	-	-	-	-	-	-
TOWSON	12/08/21	dnp	-	-	-	-	-	-	-	-	-	-	-	-	-	-	-	-	-	-
#22 WISCONSIN	12/11/21	1	1	0-0	.000	0-0	.000	0-0	.000	0	0	0	0.5	1	0	0	0	0	0	0.0
at Nebraska	01/02/22	dnp	-	-	-	-	-	-	-	-	-	-	-	-	-	-	-	-	-	-
at Indiana	01/06/22	dnp	-	-	-	-	-	-	-	-	-	-	-	-	-	-	-	-	-	-
NORTHWESTERN	01/09/22	dnp	-	-	-	-	-	-	-	-	-	-	-	-	-	-	-	-	-	-
at #13 Wisconsin	01/13/22	dnp	-	-	-	-	-	-	-	-	-	-	-	-	-	-	-	-	-	-
<b>Totals</b>			0	4	0-1	.000	0-0	.000	0-0	.000	1	0	1	0.5	1	0	0	0	0	0.0

Games played: 2  
Minutes/game: 2.0  
FG Pct: 0.0

Rebounds/game: 0.5

**CAREER STATISTICS**

Season	gp-gs	min/avg	Total		3-Point		F-Throws		Rebounds				Scoring								
			fg-fga	pct	fg-fga	pct	ft-fta	pct	off	def	tot	avg	pf	fo	ast	to	blk	stl	pts	avg	
2018-19	1-0	1/1.0	0-0	.000	0-0	.000	0-0	.000	0	1	1	1.0	0	0	0	0	0	0	0	0	0.0
2019-20	8-0	21/2.6	1-5	.200	0-1	.000	0-0	.000	3	2	5	0.6	0	0	0	5	0	1	2	0.3	
2020-21	4-0	12/3.0	3-6	.500	0-1	.000	0-0	.000	2	2	4	1.0	4	0	0	1	0	0	6	1.5	
2021-22	2-0	4/2.0	0-1	.000	0-0	.000	0-0	.000	1	0	1	0.5	1	0	0	0	0	0	0	0.0	
<b>TOTAL</b>	<b>15-0</b>	<b>38/2.5</b>	<b>4-12</b>	<b>.333</b>	<b>0-2</b>	<b>.000</b>	<b>0-0</b>	<b>.000</b>	<b>6</b>	<b>5</b>	<b>11</b>	<b>0.7</b>	<b>5</b>	<b>0</b>	<b>0</b>	<b>6</b>	<b>0</b>	<b>1</b>	<b>8</b>	<b>0.5</b>	



# JOEY BRUNK

**GRADUATE**  
**CENTER • 6-11 • 255**  
**INDIANAPOLIS, IND.**  
**SOUTHPORT / BUTLER / INDIANA**

**50**

- Four-year collegiate player – played at Butler for Holtmann as a freshman before transferring to Indiana
- Will provide a big presence inside, especially on the defensive end
- Played in all 32 games, making 31 starts, at Indiana as a redshirt-junior in 2019-20
- Didn't play in the 2020-21 season after undergoing back surgery in Dec. of 2020

**BRUNK IN 2021-22**

- Made his first start as a Buckeye in the win over Seton Hall (11/22)
- Scored a season-high six points in his first game back at Assembly Hall vs. the Hoosiers (1/6)



**POINTS**

Season 6, at Indiana (1/6/22)  
 Career 20, at Seton Hall (1/9/19)

**REBOUNDS**

Season 5, vs. BGSU (11/15/21)  
 Career 14, vs. Notre Dame (12/21/19)

**ASSISTS**

Season 3, vs. BGSU (11/15/21)  
 Career 4, 2x (last: vs. La. Tech, 11/25/19)

**STEALS**

Season 1, at Indiana (1/6/22)  
 Career 2, 2x (last: vs. Princeton, 11/20/19)

**BLOCKS**

Season 1, 2x (last: vs. Florida, 11/24/21)  
 Career 2, 2x (last: at Nebraska, 1/18/20)

**FIELD GOALS**

Season 2, 3x (last: at Indiana, 1/6/22)  
 Career 7, 4x (last: vs. Michigan St., 1/23/20)

**FG ATTEMPTS**

Season 3, vs. BGSU (11/15/21)  
 Career 12, vs.. Michigan State (1/23/20)

**3-PT FGS**

Season -  
 Career 1, at Seton Hall (1/9/19)

**3-PT FG ATTS**

Season -  
 Career 2, vs. Northern Colorado (11/12/16)

**FREE THROWS**

Season 2, at Indiana (1/6/22)  
 Career 7, 3x (last: at Seton Hall, 1/9/19)

**FT ATTEMPTS**

Season 2, 2x (last: at Indiana, 1/6/22)  
 Career 10, vs. Ole Miss (11/16/18)

**MINUTES**

Season 16:33, vs. BGSU (11/15/21)  
 Career 31:33, at Rutgers (1/15/20)

**DOUBLE-DOUBLES (2)**

Date	Team	Pts / Reb
1/9/19	at Seton Hall	20 / 12
1/15/20	at Rutgers	10 / 10

**2021-22 GAME-BY-GAME STATISTICS**

Opponent	Date	gs	min	Total		3-Pointers		Free throws		Rebounds				pf	a	t/o	blk	stl	pts	avg
				fg-fga	pct	3fg-fga	pct	ft-fga	pct	off	def	tot	avg							
AKRON	11/09/21	7	2-2	1.000	0-0	.000	0-0	.000	0	1	1	1.0	1	0	0	0	0	4	4.0	
NIAGARA	11/12/21	1	0-0	.000	0-0	.000	0-0	.000	0	0	0	0.5	0	0	0	0	0	2.0		
BOWLING GREEN	11/15/21	17	0-3	.000	0-0	.000	1-2	.500	1	4	5	2.0	2	3	0	1	0	1.7		
at Xavier	11/18/21	4	0-0	.000	0-0	.000	0-0	.000	0	1	1	1.8	1	0	0	0	0	1.3		
vs #21 Seton Hall	11/22/21	*	7	0-0	.000	0-0	.000	0-0	.000	0	1	1	1.6	2	0	0	0	1.0		
vs #23 Florida	11/24/21	*	6	2-2	1.000	0-0	.000	0-0	.000	0	2	2	1.7	2	0	1	1	1.5		
#1 DUKE	11/30/21	1	0-0	.000	0-0	.000	0-0	.000	0	0	0	1.4	0	0	0	0	0	1.3		
at Penn St.	12/05/21	7	1-1	1.000	0-0	.000	0-0	.000	0	0	0	1.3	0	1	0	0	0	2.1		
TOWSON	12/08/21	4	0-0	.000	0-0	.000	0-0	.000	0	0	0	1.1	0	0	0	0	0	1.2		
#22 WISCONSIN	12/11/21	3	0-0	.000	0-0	.000	0-0	.000	0	0	0	1.0	0	0	0	0	0	1.1		
at Nebraska	01/02/22	5	0-0	.000	0-0	.000	0-0	.000	0	1	1	1.0	2	0	1	0	0	1.0		
at Indiana	01/06/22	8	2-2	1.000	0-0	.000	2-2	1.000	0	2	2	1.1	1	0	1	0	1	1.4		
NORTHWESTERN	01/09/22	dnp	-	-	-	-	-	-	-	-	-	-	-	-	-	-	-	-		
at #13 Wisconsin	01/13/22	dnp	-	-	-	-	-	-	-	-	-	-	-	-	-	-	-	-		
<b>Totals</b>		<b>2</b>	<b>70</b>	<b>7-10</b>	<b>.700</b>	<b>0-0</b>	<b>.000</b>	<b>3-4</b>	<b>.750</b>	<b>1</b>	<b>12</b>	<b>13</b>	<b>1.1</b>	<b>11</b>	<b>4</b>	<b>3</b>	<b>2</b>	<b>17</b>	<b>1.4</b>	

Games played: 12  
 Minutes/game: 5.8  
 Points/game: 1.4  
 FG Pct: 70.0  
 FT Pct: 75.0

Rebounds/game: 1.1  
 Assists/game: 0.3  
 Turnovers/game: 0.3  
 Assist/turnover ratio: 1.3  
 Steals/game: 0.1  
 Blocks/game: 0.2

**CAREER STATISTICS**

Season	gp-gs	min/avg	Total		3-Point		F-Throws			Rebounds				Scoring						
			fg-fga	pct	fg-fga	pct	ft-fga	pct	off	def	tot	avg	pf	to	ast	to	blk	stl	pts	avg
2016-17*	7-0	49/7.0	7-13	.538	0-2	.000	8-12	.667	0	7	7	1.0	8	0	1	3	1	1	22	3.1
2017-18*	20-0	109/5.5	11-21	.524	0-0	.000	3-6	.500	13	22	35	1.8	10	0	3	7	2	0	25	1.3
2018-19*	33-13	613/18.6	95-154	.617	1-3	.333	59-91	.648	47	71	118	3.6	49	0	32	32	6	5	250	7.6
2019-20*	32-31	623/19.5	97-186	.522	0-0	.000	25-56	.446	52	112	164	5.1	66	0	20	33	11	6	219	6.8
2021-22	12-2	70/5.8	7-10	.700	0-0	.000	3-4	.750	1	12	13	1.1	11	0	4	3	2	1	17	1.4
<b>TOTAL</b>	<b>12-2</b>	<b>70/5.8</b>	<b>7-10</b>	<b>.700</b>	<b>0-0</b>	<b>.000</b>	<b>3-4</b>	<b>.750</b>	<b>1</b>	<b>12</b>	<b>13</b>	<b>1.1</b>	<b>11</b>	<b>0</b>	<b>4</b>	<b>3</b>	<b>2</b>	<b>1</b>	<b>17</b>	<b>1.4</b>
<b>All*</b>	<b>104-46</b>	<b>1464/14.1</b>	<b>217-384</b>	<b>.565</b>	<b>1-5</b>	<b>.200</b>	<b>98-169</b>	<b>.580</b>	<b>113</b>	<b>224</b>	<b>337</b>	<b>3.2</b>	<b>144</b>	<b>0</b>	<b>60</b>	<b>78</b>	<b>22</b>	<b>13</b>	<b>533</b>	<b>5.1</b>



# JAMARI WHEELER

**GRADUATE GUARD • 6-1 • 170**  
**LIVE OAK, FLA.**  
**THE ROCK SCHOOL / PENN STATE**

**55**



- Transfer from Penn State -- graduated with a degree in rehabilitation & human services
- Is a hounding defensive presence with great anticipation
- Two-time Big Ten All-Defensive Team (2020, 2021)
- Led the Big Ten in steals per game in each of the last two seasons
- Has not missed a game in his career

**WHEELER IN 2021-22**

- Made a pair of threes and had six assists with zero turnovers in the win over Niagara (11/12)
- Was 3-of-4 shooting and scored six points vs. Florida (11/24)
- Enjoyed his return to Penn State (12/5), setting season-highs in points (9), assists (8), rebounds (5), steals (3) and minutes (37)
- Scored a season-high 16 points on a career-best 4-of-5 from long range in the overtime win at Nebraska (1/2)
- Had a great all-around game vs. Northwestern (1/9), scoring eight points, grabbing a game-high eight rebounds, notching a season-high five steals and dishing-out six assists

**POINTS**

Season 16, at Nebraska (1/2/22)  
 Career 19, vs. Nebraska (3/10/21)

**REBOUNDS**

Season 8, vs. Northwestern (1/9/22)  
 Career 9, vs. Nebraska (2/14/21)

**ASSISTS**

Season 8, at Penn State (12/5/21)  
 Career 9, vs. Illinois (3/10/19)

**STEALS**

Season 5, vs. Northwestern (1/9/22)  
 Career 6, at George Mason (12/17/17)

**BLOCKS**

Season -  
 Career 2, at Indiana (1/9/18)

**FIELD GOALS**

Season 6, at Nebraska (1/2/22)  
 Career 6, 5x (last: at Nebraska, 1/2/22)

**FG ATTEMPTS**

Season 12,  
 Career 13, 2x (last: vs. Nebraska, 3/10/21)

**3-PT FGS**

Season 4, at Nebraska (1/2/22)  
 Career 4, 2x (last: at Nebraska, 1/2/22)

**3-PT FG ATTS**

Season 6, at Penn State (12/5/21)  
 Career 9, vs. VMI (11/28/20)

**FREE THROWS**

Season 4, vs. Northwestern (1/9/22)  
 Career 4, 2x (last: vs. Northwestern, 1/9/22)

**FT ATTEMPTS**

Season 4, 2x (last: vs. Northwestern, 1/9/22)  
 Career 6, 3x (last: vs. Nebraska, 3/10/21)

**MINUTES**

Season 37:03, at Penn State (12/5/21)  
 Career 42:58, vs. Minnesota (3/14/19)

**2021-22 GAME-BY-GAME STATISTICS**

Opponent	Date	gs	min	Total		3-Pointers		Free throws		Rebounds				pf	a	t/o	blk	stl	pts	avg	
				fg-fga	pct	3fg-fga	pct	ft-fga	pct	off	def	tot	avg								
AKRON	11/09/21	*	29	0-3	.000	0-0	.000	2-2	1.000	0	2	2	2.0	1	1	0	0	1	2	2.0	
NIAGARA	11/12/21	*	33	2-3	.667	2-3	.667	3-4	.750	0	2	2	2.0	1	6	0	0	2	9	5.5	
BOWLING GREEN	11/15/21	*	18	2-6	.333	2-5	.400	0-0	.000	1	4	5	3.0	1	5	1	0	0	6	5.7	
at Xavier	11/18/21	*	36	2-5	.400	2-3	.667	0-0	.000	1	4	5	3.5	3	6	2	0	2	6	5.8	
vs #21 Seton Hall	11/22/21	*	24	0-0	.000	0-0	.000	0-0	.000	0	2	2	3.2	4	3	1	0	1	0	4.6	
vs #23 Florida	11/24/21	*	24	3-4	.750	1-2	.500	0-0	.000	1	0	1	2.8	2	2	0	0	2	7	5.0	
#1 DUKE	11/30/21	*	29	3-4	.750	1-2	.500	0-0	.000	0	3	3	2.9	3	2	5	0	1	7	5.3	
at Penn St.	12/05/21	*	37	4-10	.400	1-6	.167	0-0	.000	1	4	5	3.1	1	8	1	0	3	9	5.8	
TOWSON	12/08/21	*	34	3-5	.600	0-2	.000	2-2	1.000	1	1	2	3.0	5	5	2	0	2	8	6.0	
#22 WISCONSIN	12/11/21	*	30	4-9	.444	1-4	.250	0-0	.000	0	5	5	3.2	1	5	2	0	1	9	6.3	
at Nebraska	01/02/22	*	32	6-8	.750	4-5	.800	0-0	.000	3	4	7	3.5	2	1	5	0	1	16	7.2	
at Indiana	01/06/22	*	34	1-5	.200	1-5	.200	0-0	.000	0	2	2	3.4	2	6	3	0	1	3	6.8	
NORTHWESTERN	01/09/22	*	34	2-4	.500	0-2	.000	4-4	1.000	1	7	8	3.8	3	6	3	0	5	8	6.9	
at #13 Wisconsin	01/13/22	*	29	5-12	.417	0-5	.000	1-1	1.000	1	0	1	3.6	3	3	2	0	2	11	7.2	
Totals			14	423	37-78	.474	15-44	.341	12-13	.923	10	40	50	3.6	32	59	27	0	24	101	7.2

Games played: 14  
 Minutes/game: 30.2  
 Points/game: 7.2  
 FG Pct: 47.4  
 3FG Pct: 34.1  
 FT Pct: 92.3

Rebounds/game: 3.6  
 Assists/game: 4.2  
 Turnovers/game: 1.9  
 Assist/turnover ratio: 2.2  
 Steals/game: 1.7

**CAREER STATISTICS**

Season	gp-gs	min/avg	Total		3-Point		F-Throws		Rebounds				Scoring							
			fg-fga	pct	fg-fga	pct	ft-fga	pct	off	def	tot	avg	pf	fo	ast	to	blk	stl	pts	avg
2017-18*	39-3	562/14.4	31-89	.348	4-28	.143	12-27	.444	30	42	72	1.8	68	2	56	36	3	52	78	2.0
2018-19*	32-24	747/23.3	45-109	.413	6-33	.182	18-35	.514	39	68	107	3.3	91	3	89	43	2	47	114	3.6
2019-20*	31-31	806/26.0	45-96	.469	14-36	.389	14-24	.583	25	66	91	2.9	80	1	99	54	5	48	118	3.8
2020-21*	25-25	779/31.2	59-148	.399	30-84	.357	22-35	.629	20	86	106	4.2	58	2	88	44	0	44	170	6.8
2021-22	14-14	423/30.2	37-78	.474	15-44	.341	12-13	.923	10	40	50	3.6	32	1	59	27	0	24	101	7.2
TOTAL	14-14	423/30.2	37-78	.474	15-44	.341	12-13	.923	10	40	50	3.6	32	1	59	27	0	24	101	7.2
All*	141-97	3317/23.5	217-520	.417	69-225	.307	78-134	.582	124	302	426	3.0	329	9	391	204	10	215	581	4.1