

PENN STATE NITTANY LIONS

2017 LACROSSE GAME NOTES

GM 1: PENN STATE VS. ROBERT MORRIS | FEB. 4 | 3 P.M. | HOLUBA HALL | UNIVERSITY PARK, PA.

Men's Lacrosse Contact: Steven Sommer | Phone: (814) 321-6478 | E-mail: sfs34@psu.edu

STAT COMPARISON

PENN STATE (NATL./CONF.)	CATEGORY (2016)	ROBERT MORRIS (NATL./CONF.)
11.87 (14/3)	Scoring Offense	11.33 (18/2)
19.07 (13/3)	Points/Game	17.53 (19/2)
.343 (6/1)	Shooting Percentage	.300 (23/2)
7.20 (12/3)	Assists/Game	6.20 (21/2)
.516 (4/1)	Man-Up Offense	.436 (17/1)
27.07 (39/5)	Ground Balls/Game	27.07 (39/4)
5.27 (57/4)	Caused Turnovers/Game	6.60 (38/4)
.470 (45/6)	Faceoff Win Percentage	.442 (52/5)

PROBABLE STARTERS

ATTACK	GP-GS	G	A	PTS	NOTES
#1 Grant Ament	-	-	-	-	Led Penn State in assists (34) and points (54) in 2016, 2016 All-B1G honorable mention
#3 Mac O'Keefe	-	-	-	-	2016 USA Men's Lacrosse U19 team roster
#10 Nick Aponte	-	-	-	-	Penn State's returning goals leader (30), team captain, enters 2017 with 33-game point streak

MIDFIELD	GP-GS	G	A	PTS	NOTES
#8 Matt Florence	-	-	-	-	Fourth in points (24) in 2016, transferred to PSU in 2015 from Virginia, member of 2012 USA U19 team
#35 Dan Craig	-	-	-	-	19 points in 2016, hat trick vs. No. 1 Denver in 2016
#39 Mike Sutton	-	-	-	-	1 of 3 redshirt seniors, 56 career goals leads team, finished fifth on team in goals last season

DEFENSE	GP-GS	G	GB	CT	NOTES
#2 TJ Connellan	-	-	-	-	Invited to the Under Armour All-America classic (2015)
#26 Chris Sabia	-	-	-	-	1 of 2 freshmen to start every game, 2nd on team GB's
#45 Peter Triolo	-	-	-	-	Lone senior defender, Tambroni cites his high lacrosse IQ

GOAL	GP-GS	MIN	GA	SAVE	NOTES
#19 Will Schreiner	-	-	-	-	Started every game last season, 15 saves vs. OSU

FACE-OFF	GP-GS	GB	F/O	PCT.	NOTES
#9 Nick McEvoy	-	-	-	-	Helped HS team to No. 3 national ranking
#38 Drake Kreinz	-	-	-	-	Fourth in the B1G & 22nd nationally in F/O pct. in 2015
#40 Gerard Arceri	-	-	-	-	2016 USA Men's Lacrosse U19 team roster
#44 Billy Lombardi	-	-	-	-	Finished 2016 with a team-best 104 face-off wins

SATURDAY STORYLINES



ATTACK IS BACK

- Penn State returns the majority of its offense for the 2017 season including 2016 Tewaaraton nominee and All-B1G selection **Nick Aponte** and preseason All-America honorable mention **Grant Ament**.
- Penn State's offense averaged the highest scoring output in head coach **Jeff Tambroni's** seven year tenure last season.



NITTANY LIONS PICKED THIRD IN PRESEASON POLL

- For the second year in a row, Penn State was picked to finish third in the Big Ten by the conference's coaches in the preseason poll.
- Aponte, Ament and sophomore defenseman **Chris Sabia** were selected as preseason honorees by the league coaches as well. All three started in every game in 2016



FACEOFF VYING FOR POSITION

- The Nittany Lions return face-off specialist Billy Lombardi and Drake Kreinz for their final seasons, while freshmen Gerard Arceri and Nick McEvoy both look to earn playing time, boasting technical efficiency.

GAME 1



ROBERT MORRIS COLONIALS

0-0	Record	0-0
15/16	Ranking	NR/NR
-	Streak	-
-	Last Game	-
Jeff Tambroni	Head Coach	Andrew McMin
157-80	Career Record	34-39
48-40	School Record	34-39

GAME DETAILS

Date Faceoff	February 4 3 p.m.
Location:	University Park, Pa.
Facility:	Holuba Hall

Television: None

Radio: None

Live Video: None

Live Stats: gopsusports.com

SERIES HISTORY

Overall: 2-2

At Home: 2-1

On The Road: 0-1

Streak: Penn State, W1

First Meeting: Feb. 16, 2008 (W, 18-2)

Tambroni vs. RMU: 1-0

2017 SCHEDULE

0-0 Overall | 0-0 Big Ten


0-0 Home • 0-0 Away • 0-0 Neutral

Date	Opponent (Rank)	Time (Network)/Result
1.21	NAVY^ (10/9)	-
1.28	ARMY WEST POINT^ (RV/RV)	-
2.4	ROBERT MORRIS	3 p.m.
2.11	at Hobart	2 p.m.
2.18	CORNELL	12 p.m.
2.25	at Villanova	11 a.m.
3.4	PENN	12 p.m.
3.7	FURMAN	12 p.m.
3.11	at Harvard	12 p.m.
3.17	FAIRFIELD	4 p.m. (ESPN)
3.25	CLEVELAND STATE	12 p.m.
4.2	OHIO STATE*	7 p.m.
4.8	at Maryland*	1 p.m.
4.15	at Johns Hopkins*	2 p.m. (ESPN)
4.23	RUTGERS*	7 p.m.
4.29	at Michigan*	1 p.m.
5.4-6	Big Ten Tournament	TBA
5.13-14	NCAA First Round	TBA
5.20-21	NCAA Quarterfinals	TBA
5.27	NCAA Semifinals	TBA
5.29	NCAA Championships	TBA

ALL CAPS - denotes home game

^ - denotes exhibition game | * - denotes Big Ten game
Rankings - USILA Coaches Poll/Maverick Media Poll

PLAYER TO WATCH



**GRANT
AMENT**

#1

**SOPHOMORE | ATTACK | 5-9 | 165 |
DOYLESTOWN, PA.**

Ament returns to the Penn State for his sophomore campaign after playing a key role in the Nittany Lions' attack. The Doylestown product is coming into a season following one in which he led Penn State in assists, posting 34. With an additional 20 goals, Ament led Penn State in total points, racking up 54 in 2016.

SOCIAL



@PENNSTATEMLAX



@PENNSTATEMENSLACROSSE

PENN STATE NUMERICAL ROSTER

No.	NAME	CL.	Pos.	Ht.	Wt.	HOMETOWN/HIGH SCHOOL
1	Grant Ament	SO	A	5-9	165	Doylestown, Pa./The Haverford School
2	TJ Connellan	FR	D	6-1	180	Cazenovia, N.Y./Cazenovia
3	Mac O'Keefe	FR	A	6-0	180	Syosset, N.Y./Syosset
4	Chris Isenberg	JR	M	6-1	170	Glen Mills, Pa./Malvern Prep
5	Kevin Hill	SO	M	5-10	175	Webster, N.Y./Webster Thomas
6	Ryan Keenan	JR	M	5-9	165	Smithtown, N.Y./Smithtown West
7	Tanner Peck	JR	M	6-1	210	Lincoln University, Pa./Avon Grove
8	Matt Florence	R-SR	M	5-11	175	Greenwood Village, Colo./Kent Denver School
9	Nick McEvoy	FR	M	5-10	177	Washington, D.C./Gonzaga College HS
10	Nick Aponte	SR	A	6-0	175	West Islip, N.Y./West Islip
11	Matt Donnelly	SO	M	5-7	165	Sewell, N.J./Clearview Regional
12	Tyler Butler	JR	D	5-9	205	Doylestown, Pa./Central Bucks East
13	Nick Spillane	SO	M	5-10	165	Franklin Square, N.Y./Carey
14	Dylan Foulds	R-FR	A	6-0	180	Port Coquitlam, British Columbia/Terry Fox Secondary
15	Robby Black	SO	M	6-4	190	Lutherville, Md./McDonogh School
16	Matt Sexton	R-SR	M	5-11	178	Niskayuna, N.Y./Niskayuna
17	Mike Aronow	JR	D	5-11	180	Holbrook, N.Y./Sachem North
19	Will Schreiner	JR	G	6-1	210	Kemblesville, Pa./Avon Grove
20	Hunter Pearl	JR	G/D	5-11	195	Reisterstown, Md./St. Paul's
22	Brian Prestreau	SR	M	6-0	168	Yorktown Heights, N.Y./Yorktown
23	Tommy Wright	SO	D	6-0	185	Garden City, N.Y./Garden City
24	Tyler Chambers	SR	M	5-9	190	Media, Pa./Episcopal Academy
25	Chris Sabia	SO	D	6-2	185	Harleysville, Pa./The Haverford School
26	Matthew Fisher	FR	M	5-10	180	Alexandria, Va./St. Stephen's & St. Agnes
27	Barrett Sutley	FR	M	6-2	197	Owings Mills, Md./McDonogh School
28	Jack Rusbuldt	FR	G	5-10	165	Richmond, Va./Collegiate School
29	Conor Smith	FR	A	6-1	170	Long Island, N.Y./West Islip
31	Kevin Fox	SO	D	5-9	170	Annapolis, Md./St. Mary's
32	Dean Lamela	SO	D	6-2	205	Brick, N.J./The Lawrenceville School
33	Tripp Traynor	JR	M	5-11	170	Downingtown, Pa./Malvern Prep
34	Colby Kneese	FR	G	5-10	173	Dallas, Texas/Highland Park
35	Dan Craig	SR	M	6-1	178	Shelburne, Ontario/Centre Dufferin
36	Brandon Stern	SO	M	5-11	175	Cherry Hill, N.J./Cherry Hill East
37	Mitch Schaefer	FR	M	5-11	160	Canandaigua, N.Y./Canandaigua Academy
38	Drake Kreinz	R-SR	M	6-0	194	Delafield, Wis./The Portsmouth Abbey School (R.I.)
39	Mike Sutton	SR	M	5-9	194	Sewell, N.J./St. Augustine Prep
40	Gerard Arceri	FR	M	6-0	188	St. James, N.Y./Smithtown East
41	Trevor Scollins	SO	G	6-1	175	Marshfield, Mass./Marshfield
42	Jimmy Nowoswiat	SO	A	6-3	225	Kennett Square, Pa./Unionville
43	Nick Cardile	FR	D	6-1	180	West Grove, Pa./Avon Grove
44	Billy Lombardi	SR	M	5-7	195	Rochester, N.Y./Aquinas Institute
45	Peter Triolo	SR	D	6-1	188	Smithtown, N.Y./Smithtown East

Coaches

Jeff Tambroni - Head Coach (Hobart '92) - Seventh Season
Peter Toner - Associate Head Coach (Springfield College, '03) - Seventh Season
Chris Doctor - Assistant Coach (Rutgers '07) - Seventh Season
David Shriver - Director of Operations (Georgetown '11) - Fifth Season

ALPHABETICAL ROSTER

No.	NAME	CL.	Pos.
1	Grant Ament	SO	A
10	Nick Aponte	SR	A
40	Gerard Arceri	FR	M
17	Mike Aronow	JR	D
15	Robby Black	SO	M
12	Tyler Butler	JR	D
43	Nick Cardile	FR	D
24	Tyler Chambers	SR	M
2	TJ Connellan	FR	D
35	Dan Craig	SR	M
11	Matt Donnelly	SO	M
26	Matthew Fisher	FR	M
8	Matt Florence	R-SR	M
14	Dylan Foulds	R-FR	A
31	Kevin Fox	SO	D
5	Kevin Hill	SO	M
4	Chris Isenberg	JR	M
6	Ryan Keenan	JR	M
34	Colby Kneese	FR	G
38	Drake Kreinz	R-SR	M
32	Dean Lamela	SO	D
44	Billy Lombardi	SR	M
9	Nick McEvoy	FR	M
42	Jimmy Nowoswiat	SO	A
3	Mac O'Keefe	FR	A
20	Hunter Pearl	JR	G/D
7	Tanner Peck	JR	M
22	Brian Prestreau	SR	M
28	Jack Rusbuldt	FR	G
25	Chris Sabia	SO	D
37	Mitch Schaefer	FR	M
19	Will Schreiner	JR	G
41	Trevor Scollins	SO	G
16	Matt Sexton	R-SR	M
29	Conor Smith	FR	A
13	Nick Spillane	SO	M
36	Brandon Stern	SO	M
27	Barrett Sutley	FR	M
39	Mike Sutton	SR	M
33	Tripp Traynor	JR	M
45	Peter Triolo	SR	D
23	Tommy Wright	SO	D

PRONUNCIATION GUIDE

Aponte	Uh-PAWN-tee	Kreinz	KRINES
Arceri	AR-sair-ee	Nowoswiat	No-WAZ-ee-it
Aronow	AR-ruh-now	Prestreau	PREST-row
Cardile	CAR-deal	Rusbuldt	RUSS-bult
Connellan	CUH-nell-in	Sabia	SAY-bee-uh
Foulds	Folds	Tambroni	Tam-BRO-Knee
Isenberg	EYE-zen-berg	Triolo	TREE-of-oh
Kneese	CUH-Niece		

PENN STATE BREAKDOWN

PENN STATE BY CLASS

Redshirt Seniors (3): Matt Florence, Drake Kreinz, Matt Sexton

Seniors (7): Nick Aponte, Tyler Chambers, Dan Craig, Billy Lombardi, Brian Prestreau, Mike Sutton, Peter Triolo

Juniors (8): Mike Aronow, Tyler Butler, Chris Isenberg, Ryan Keenan, Hunter Pearl, Tanner Peck, Will Schreiner, Tripp Traynor

Sophomores (11): Grant Ament, Robby Black, Matt Donnelly, Kevin Fox, Kevin Hill, Dean Lamela, Jimmy Nowoswiat, Christopher Sabia, Nick Spillane, Brandon Stern, Tommy Wright

Redshirt Freshmen (1): Dylan Foulds

Freshmen (11): Gerard Arceri, Nick Cardile, TJ Connellan, Matthew Fisher, Colby Kneese, Nick McEvoy, Mac O'Keefe, Jack Rusbuldt, Mitch Schaefer, Conor Smith, Barrett Sutley

PENN STATE BY LOCATION

New York (15): Aponte, Arceri, Aronow, Connellan, Hill, Keenan, Lombardi, O'Keefe, Prestreau, Schaefer, Sexton, Smith, Spillane, Triolo, Wright

Pennsylvania (10): Ament, Butler, Cardile, Chambers, Isenberg, Nowoswiat, Peck, Sabia, Schreiner, Traynor

Maryland (4): Black, Fox, Pearl, Sutley

New Jersey (4): Donnelly, Lamela, Stern, Sutton

Canada (2): Craig, Foulds

Virginia (2): Fisher, Rusbuldt

Colorado (1): Florence

Massachusetts (1): Scollins

Texas (1): Kneese

Washington, D.C. (1): McEvoy

Wisconsin (1): Kreinz

PENN STATE BY POSITION

Attack (6): Ament, Aponte, Foulds, Nowoswiat, O'Keefe, Smith

Midfield (22): Arceri, Black, Chambers, Craig, Donnelly, Fisher, Florence, Hill, Isenberg, Keenan, Kreinz, Lombardi, McEvoy, Peck, Prestreau, Schaefer, Sexton, Stern, Spillane, Sutley, Sutton, Traynor

Defense (10): Aronow, Butler, Cardile, Connellan, Fox, Lamela, Pearl, Sabia, Triolo, Wright

Goalkeeper (5): Kneese, Pearl, Rusbuldt, Schreiner, Scollins

► **BY THE NUMBERS**

11.87

Penn State enters the season after averaging 11.87 goals per game in 2016 - the most in head coach **Jeff Tambroni's** Penn State tenure.

6

Penn State finished sixth in the nation last season in shooting percentage, converting on 34.3 percent of their shots.

3

Penn State had three All-B1G honorees last season. **Nick Aponte** was a unanimous first team pick while **Grant Ament** and **Mike Aronow** earned honorable mentions.

► **NOTES**

WHO'S BACK

Penn State returns nine of its 10 starters from the 2016 season, including the entire defensive unit, starting midfield, and two of its three attackmen from last year. The Nittany Lions also bring back 11 additional players who played in at least 10 games in 2016.

► **Attack:** The attack unit brings back pre-season All-America honorable mention duo senior **Nick Aponte** and sophomore **Grant Ament** entering the 2017 season. Aponte led the team in goals (30) in 2016, while Ament paced Penn State in assists (34) and points (54). Despite losing standout TJ Sanders to graduation, redshirt freshman **Dylan Foulds** and sophomore **Jimmy Nowoswiat** return for the season as well.

► **Midfield:** The Nittany Lions return 17 midfielders for the 2017 season, highlighted by seniors **Dan Craig**, **Matt Florence** and **Mike Sutton** who combined for 51 goals and 13 assists in 2016. **Ryan Keenan** (10-9-19), **Kevin Hill** (14-5-19), and **Nick Spillane** (4-2-6) will all look to make an impact in the offensive midfield while **Tripp Traynor**, **Chris Isenberg** and **Tyler Chambers** hope to help prevent opposing offenses.

► **Defense:** Penn State's defense loses no one to graduation, with senior **Peter Triolo** anchoring the Nittany Lions' defensive unit. Sophomore **Chris Sabia** was named a Big Ten preseason honoree, after starting every game last season. **Kevin Fox**, **Mike Aronow**, **Dean Lamela** and **Hunter Pearl** all rejoin the unit as well.

► **Faceoff:** Penn State's leading faceoff man last season, **Billy Lombardi**, returns for his final campaign, as does redshirt senior **Drake Kreinz**, who ranks eighth in total faceoff wins.

► **Goal:** Junior **Will Schreiner** returns for his junior season after starting all 15 contests last season and earning Big Ten specialist of the week on three occasions. Sophomore **Trevor Scollins** returns for his second season in the Blue and White as well.

WHO'S NEW

In addition to Penn State's 32 returners, the Nittany Lions add 11 new faces to the fold, with plenty of them competing for playing time early on.

► **Attack:** **Mac O'Keefe** and **Conor Smith** join Penn State as the two newest attackmen for the Nittany Lions. O'Keefe enters his inaugural season with PSU after serving as a member of Team USA's U19 team over the summer. Smith was a three-time member of the Suffolk County Top-20 team.

► **Midfield:** PSU adds five new members to the midfield in **Gerard Arceri**, **Matthew Fisher**, **Nick McEvoy**, **Mitch Schaefer** and **Barrett Sutley**. Arceri helped his high school team to back-to-back county championships. Fisher

totalled 53 points his senior year and was a three-sport athlete. McEvoy led his team to two consecutive WCAC titles and a No. 3 national ranking. Schaefer earned Section V Tournament MVP honors in 2013. Sutley helped McDonogh to three straight MIAA semifinal appearances and was a MYLA All-Star.

► **Defense:** **Nick Cardile** and **TJ Connellan** are Penn State's newest defensemen. Cardile helped Avon Grove to a Ches-Mont Championship and state finals appearance, while Connellan helped Cazenovia to four state finalist finishes while being invited to the Under Armour All-America classic in 2015.

► **Faceoff:** Arceri and McEvoy both play a role in the faceoff game. Arceri joined O'Keefe on the U19 USA team, while McEvoy was a first team All-WCAC honoree and was a Washington All-Met honorable mention.

► **Goal:** **Colby Kneese** and **Jack Rusbuldt** round out Penn State's newest additions. Kneese led Highland Park to a Texas state championship in 2015 while earning All-State and Under Armour All-America honors. Rusbuldt was named both a U.S. Lacrosse All-America and Virginia All-State recipient.

APONTE, AMENT NAMED IL PRESEASON ALL-AMERICA HONORABLE MENTION

Penn State's standout attack duo of **Nick Aponte** and **Grant Ament** earned preseason All-America honorable mentions from Inside Lacrosse as a part of the publication's Face-Off Yearbook.

► Aponte and Ament were two of 47 players to earn preseason All-America honorable mention distinctions.

► Aponte finished the season strong, logging four goals in the final four games of the 2016 season.

► Ament led the team in assists in 2016 with 34 - the most assists in a single season since John Hollerbach logged 38 in 1989.

APONTE, AMENT, SABIA NAMED BIG TEN PRESEASON HONOREES

The Big Ten announced its preseason honorees on Jan. 30, with **Nick Aponte**, **Grant Ament** and sophomore defender **Chris Sabia** earning recognition for the Nittany Lions.

► Aponte and Ament both garnered postseason Big Ten honors last season, with Aponte becoming PSU's first ever unanimous All-Big Ten first team selection, while Ament earned All-Big Ten honorable mention.

► Ament and Sabia were the only two freshmen to start every game in the 2016 season. Ament led the team in assists (34) and points (54), while Sabia finished second on the team in caused turnovers (12) and ground balls (26).

BIG TEN STANDINGS

	WEEK 1		
Johns Hopkins	0-0	.000	0-0 .000
Maryland	0-0	.000	0-0 .000
Michigan	0-0	.000	0-0 .000
Ohio State	0-0	.000	0-0 .000
PENN STATE	0-0	.000	0-0 .000
Rutgers	0-0	.000	0-0 .000

SEASON HONORS

Nick Aponte

- Preseason Coaches' All-Big Ten
- Inside Lacrosse Preseason All-America Honorable Mention
- Big Ten Preseason Honoree

Grant Ament

- Inside Lacrosse Preseason All-America Honorable Mention
- Big Ten Preseason Honoree

Chris Sabia

- Big Ten Preseason Honoree

QUICK FACTS

THE UNIVERSITY

Location	University Park, Pa.
Founded	1855
Enrollment	47,261
Nickname	Nittany Lions
Colors	Blue and White
Conference	Big Ten Conference
Home Facilities	PSU Lacrosse Field (1,000; grass)
	Holuba Hall (1,250; indoor turf)
President	Eric Barron
Director of Athletics	Sandy Barbour
Men's Lacrosse Administrator	Rick Kaluza
Faculty Representative	Dr. Linda Caldwell
Athletics Website	www.GoPSUsports.com

TEAM INFORMATION

2016 Overall Record	8-7
2016 Big Ten Record	2-3
Postseason Finish	Big Ten Semifinals
Home / Away / Neutral Records	4-4 / 3-2 / 1-1
Starters Returning/Lost	9/1
Letterwinners Returning/Lost	32/10
Newcomers	11
2017 Captain	Nick Aponte
Twitter/Instagram	@PennStateMLAX
Facebook	PennStateMensLacrosse

PROGRAM HISTORY

First Varsity Year	1913
Seasons	103
All-Time Record	508-512-8 (.494)
Big Ten Record	4-6
First Big Ten Year	2015
NCAA Tournament Appearances	3 (2003, 2005, 2013)
All-Americans (First, Second & HM)	122

PENN STATE IN THE POLLS

Week	USILA	Media
Preseason	15	14
Week 1		
Week 2		
Week 3		
Week 4		
Week 5		
Week 6		
Week 7		
Week 8		
Week 9		
Week 10		
Week 11		
Week 12		

▶ **NOTES**

APONTE'S STREAKING

Entering the 2017 season, senior attackman **Nick Aponte** holds one of the longest statistical streaks in the country.

▶ Aponte starts the season having registered at least one point in each of his last 33 contests, dating back to April 5, 2014.

▶ Aponte's streak is good for 13th in the country. Harvard junior Devin Dwyer leads the country with 49 consecutive games registering at least one point, dating back to March 30, 2013.

RANKED IN THE PRESEASON

Coming into 2017, the Nittany Lions have been tabbed a top 20 team across the board. The team was ranked No. 15 in the preseason USILA coaches poll, while being ranked No. 14 in the preseason Maverik Media poll.

▶ Penn State is ranked for the fourth time in five years, with 2016 being the lone unranked preseason in that span.

▶ Penn State also was predicted to finish third in the Big Ten by both the league's coaches and Inside Lacrosse's Face-Off Yearbook.

BIG TEN PRESEASON POLL

- 1) Maryland (unanimous)
- 2) Johns Hopkins
- 3) Penn State
- T4) Ohio State
- T4) Rutgers
- 6) Michigan

APONTE NAMED 2017 CAPTAIN

Senior attackman **Nick Aponte** was named the 2017 squad's lone team captain in October.

▶ Tambroni on Aponte: "Our staff is very happy for Nick and optimistic about the path that he will forge for our team as a leader. He has earned the support and confidence of his teammates and coaches through his competence, tireless work ethic and compassion for this team."

▶ Aponte is just the second player to be a stand-alone team captain in Tambroni's tenure, the other being Kyle Zittel. Before Zittel, the last solo captain was Jon Poole in 1978.

SCOUTING THE COLONIALS

Penn State and Robert Morris faceoff in their 2017 debut. The Colonials finished the 2016 season with a 7-8 mark, winning three of their last four games last season.

▶ Robert Morris closed out its 2016 season earning the fourth place in the NEC tournament, falling to top-seed Saint Joseph's, 14-7, in the conference semifinals.

▶ The Colonials lost three of their top five point producers from a season ago. While last season's leading scorer Luke Laskiewicz (53-17-70) is no longer on the Colonials' roster, RMU welcomes back junior attackman Adrian Torok-Orban (29-10-39) and senior midfielder Alexander Bohl (11-13-24) to lead the offensive charge.

▶ Penn State is 2-2 all-time against Robert Morris and 2-1 against the Colonials at home. Head coach Jeff Tambroni is 1-0 all-time against RMU.

ARCERI, O'KEEFE AND WRIGHT COMPETE WITH TEAM USA

Freshmen **Gerard Arceri** and **Mac O'Keefe** and sophomore **Tommy Wright** represented Team USA over the summer of 2016 as a part of the 27-man U19 roster.

▶ The Penn State trio earned the gold medals with the team, marking Team USA's eighth U19 world championship. O'Keefe scored a team-high two goals and added an assist. Arceri saw time, but Wright was sidelined with an injury for USA's 13-12 win over Canada.

▶ Penn State was also represented by associate head coach **Peter Toner**, who served as an assistant coach for the USA U19 team. Head coach **Jeff Tambroni** serves as an assistant for the USA national team, while assistant coach **Chris Doctor** served as an assistant for the Iroquois national team from 2013-14.

▶ Four players on Penn State's current roster have played for the USA U19 team. Redshirt senior **Matt Florence** played with the USA U19 team in 2012 en route to the team's seventh world championship with a 10-8 win vs. Canada

HOGAN TO REPRESENT #PSUMLAX IN SUPER BOWL LI

Penn State men's lacrosse finds itself in the headlines in late January following a breakout performance from former Nittany Lion midfielder standout and current New England Patriots wide receiver Chris Hogan.

▶ Hogan played four seasons as a midfielder for Penn State, in which he registered 57 goals and 14 assists for 71 career points.

▶ Hogan sustained an injury three games into his sophomore season (2008) in which he scored a pair of goals. Hogan was granted a medical redshirt, which he chose to use at Monmouth University after graduating from Penn State, where he played wide receiver and defensive back for the Hawks.

▶ Hogan's breakout performance came during the AFC Championship game in which he pulled in nine catches for 180 yards and a pair of touchdowns. His 180 receiving yards were a franchise postseason single game record.

100 YEARS AND COUNTING

Penn State continues to remain one of the country's oldest collegiate lacrosse institutions in 2017.

▶ After beginning play in 1913, Penn State is the 16th oldest men's lacrosse program in the NCAA.

▶ Entering it's 104th season in 2017, Penn State ranks 10th in most seasons completed of collegiate men's lacrosse programs nationally.

USILA/NIKE COACHES POLL

PRESEASON

Rk.	Team	Record	Points	Last Rk.
1	North Carolina			
2	MARYLAND			
3	Denver			
4	Notre Dame			
5	Syracuse			
6	Loyola			
7	Duke			
8T	JOHNS HOPKINS			
8T	Yale			
10	Navy*			
11	Brown			
12	Towson			
13	Albany			
14	Virginia			
15	PENN STATE			
16	RUTGERS			
17	OHIO STATE			
18	Marquette			
19	Air Force			
20	FAIRFIELD			

Others receiving votes: VILLANOVA, Army*, PENN, Richmond, CORNELL, Stony Brook, Georgetown, Bucknell, HARVARD, Boston U, Quinnipiac, HOBART, Vermont, Colgate, St. Joseph's

2017 Opponents in CAPS | * - denotes exhibition opponent

MAVERIK MEDIA POLL

PRESEASON

Rk.	Team	Record	Points
1	North Carolina	0-0	631 (18)
2	MARYLAND	0-0	610 (7)
3	Denver	0-0	588 (8)
4	Notre Dame	0-0	532
5	Loyola	0-0	509
6	Syracuse	0-0	454
7	Yale	0-0	452
8	Brown	0-0	407
9	JOHNS HOPKINS	0-0	400
10	Duke	0-0	377
11	Navy*	0-0	313
12	Towson	0-0	293
13	Albany	0-0	283
14	PENN STATE	0-0	203
15	Virginia	0-0	201
16	VILLANOVA	0-0	100
17	Air Force	0-0	93
18	Marquette	0-0	90
19	RUTGERS	0-0	73
20	Richmond	0-0	63

Others receiving votes: PENN, OHIO STATE, FAIRFIELD, Harvard, Army*, CORNELL, Providence, Bucknell, Quinnipiac, Hofstra, Stony Brook, Jacksonville, Bryant

2017 Opponents in CAPS | * - denotes exhibition opponent

▶ **NOTES**

PENN STATE ADDS 13 FOR 2018

The Penn State men's lacrosse team finalized the class of 2021 on Tuesday, Nov. 15, as head coach **Jeff Tambroni** and his staff welcomed 13 new players to the roster, all slated to begin competing with the team in the 2018 season.

▶ Penn State's newest group of incoming talent includes Bobby Burns (Smithtown, Long Island, N.Y.), Greg Ey (Baltimore, Md.), Jake Glatz (Shrewsbury, Pa.), Jack Kelly (Scarborough, Ontario, Canada), Jake McCaughan (Richland, N.J.), John Nostrant (Haverford, Pa.), Brayden Peck (West Grove, Pa.), Dan Reaume (Beverly Hills, Mich.), Mike Shinske (Medford, N.J.), Joey Soran (Aurora, Colo.), Sean Sperzel (Westwood, Mass.), Dylan Sulzbach (Pittsford, N.Y.) and Cole Willard (Cazenovia, N.Y.).

▶ Tambroni on the incoming class: "Our staff is thrilled about the incoming class. The combination of size, skill and IQ will allow our program to advance on the field. More importantly, the combination of character, work ethic and core family values will allow our program to advance off the field. We are very proud to welcome these fine young men and their respective families to Penn State lacrosse."

FAMILY BUSINESS

Penn State's current roster features multiple family ties between generations of Penn State lacrosse players.

▶ Redshirt senior midfielder **Matt Florence's** father, Tom, played goalie for the Nittany Lions from 1981-85.

▶ Junior goalie/defenseman **Hunter Pearl** is the son of J.J. Pearl, a Penn State lacrosse goalie from 1989-92. J.J. ranks fifth all-time in saves and had two seasons with a .635 or better save percentage.

▶ Junior midfielder **Tanner Peck** will welcome his younger brother Brayden to the Nittany Lions lacrosse team next season. Brayden signed his national letter of intent in November with 12 others to complete Penn State's 2016 recruiting class.

IN IT FOR THE LONG HAUL

The Penn State roster also features plenty of duos who have played together through their high school careers.

▶ Sophomores **Grant Ament** and **Chris Sabia** (The Haverford School) played together for four years.

▶ Juniors **Will Schreiner** and **Tanner Peck** (Avon Grove) played together for four years.

▶ Sophomore **Robby Black** and freshman **Barrett Sutley** (The McDonogh School) spent three years together in high school.

▶ The duos of **Nick Aponte** and **Conor Smith** (West Islip) and **Peter Triolo** and **Gerard Arceri** (Smithtown East) both had a year of overlap in high school before reuniting at Penn State.

HONORING DARCEY

After the summer of 2015, the Nittany Lions decided as a program to honor the memory of goaltender Connor Darcey in several ways.

▶ Penn State commemorated his memory by pinning the No. 16 to the back of their nets for every home game starting at the beginning of the 2016 season.

▶ The Nittany Lions also named the locker room after Darcey during a pregame ceremony before their April 30, 2016 game against Michigan.

▶ The team decided it would pass down the No. 16 jersey each year to a rising senior, allowing the senior who previously wore the number to share the story of Darcey's legacy when passing down the number.

▶ Tambroni on the new tradition: "... Each year somebody would wear it and for the following year when the season was complete they would then hand it down to another senior. It would provide them an opportunity to talk about Connor Darcey and what he meant to them, what the number meant to them, what it meant to shoulder that responsibility but also that spirit."

RETURNING STAT LEADERS

Points	Grant Ament	54
Goals	Nick Aponte	30
Assists	Grant Ament	34
Shots	Nick Aponte, Mike Sutton	69
Shot Pct.	Kevin Hill	.438
EMO Goals	Kevin Hill	6
Ground Balls	Billy Lombardi	37
Caused TO's	Mike Aronow	13
GAA	Will Schreiner	10.89
FO %	Billy Lombardi	.475

SUPERLATIVES

Hat Tricks	2017/Career
Nick Aponte	-/7
Mike Sutton	-/7
Matt Florence	-/4
Dan Craig	-/2
Grant Ament	-/1
Kevin Hill	-/1
Ryan Keenan	-/1

Multi-Goal Games	2017/Career
Mike Sutton	-/15
Nick Aponte	-/12
Matt Florence	-/10
Grant Ament	-/7
Dan Craig	-/7
Kevin Hill	-/3
Ryan Keenan	-/3
Brian Prestreau	-/1

Multi-Assist Games	2017/Career
Grant Ament	-/10
Nick Aponte	-/7
Dan Craig	-/5
Matt Florence	-/2
Kevin Hill	-/2
Ryan Keenan	-/2
Tanner Peck	-/1
Matt Sexton	-/1

MILESTONE TRACKER

CAREER GOALS

Milestone	Name	No. To Go
25 goals	Grant Ament	5
	Brian Prestreau	10
	Kevin Hill	11
	Ryan Keenan	14
50 goals	Nick Aponte	4
	Matt Florence	13
75 goals	Dan Craig	18
	Mike Sutton	19

CAREER ASSISTS

Milestone	Name	No. To Go
25 assists	Dan Craig	1
	Matt Florence	13
	Ryan Keenan	13
50 assists	Nick Aponte	13
	Grant Ament	16

CAREER POINTS

Milestone	Name	No. To Go
50 points	Matt Florence	1
	Ryan Keenan	27
100 points	Nick Aponte	17
	Mike Sutton	37
	Dan Craig	44
	Grant Ament	46



Penn State men's lacrosse will continue to honor the life and spirit of Nittany Lion goalie Connor Darcey who passed away suddenly two years ago. Forever honoring the son and brother, the team will wear commemorative stickers on their helmets. Redshirt senior Matt Sexton will wear Darcey's No. 16 jersey for the 2017 season.

THE LAST TIME

PENN STATE...

Scored 5 or less goals.....	4/4/15	at #3 Maryland (5-12)
Scored 6-9 goals.....	5/5/16	vs. #3 Maryland (9-16)
Scored 10-14 goals.....	4/30/16	vs. Michigan (14-9)
Scored 15-17 goals.....	3/26/16	vs. #1 Denver (15-10)
Scored 18 goals.....	2/16/08	vs. Robert Morris (18-2)
Scored 19 goals.....	4/9/05	vs. #15 Hobart (19-13)
Scored 20+ goals.....	2/6/16	vs. Robert Morris (20-7)
Allowed 0 goals.....	4/15/67	vs. Colgate (7-0)
Allowed 1 goal.....	4/12/14	at #19 Towson (8-1)
Allowed 2-3 goals.....	3/23/13	vs. Saint Joseph's (9-2)
Allowed 4-6 goals.....	4/3/16	at Ohio State (6-5)
Allowed 7-9 goals.....	4/30/16	vs. Michigan (14-9)
Allowed 10-14 goals.....	4/17/16	vs. #17 Johns Hopkins (11-12)
Allowed 15-19 goals.....	5/5/16	vs. #3 Maryland (9-16)
Allowed 20+ goals.....	3/20/10	at #8 Duke (11-20)
Won in overtime.....	3/12/16	vs. #8 Harvard (13-12)
Lost in overtime.....	4/17/16	vs. #17 Johns Hopkins (11-12)
Won in double overtime.....	4/28/12	vs. Hofstra (9-8)
Lost in double overtime.....	4/11/15	at Johns Hopkins (10-11)
Won in triple overtime.....	never	
Lost in triple overtime.....	4/5/14	at Drexel (12-13)
Was ranked in the USILA Top 5.....	3/10/14	5th
Was ranked in the USILA Top 10.....	3/3/14	7th
Was ranked in the USILA 11-20.....	1/9/17	15th
Played a USILA Top 5 Team.....	5/5/16	vs. #3 Maryland (9-16)
Played a USILA 6-10 Team.....	3/12/16	vs. #8 Harvard (13-12)
Played a USILA 11-20 Team.....	4/22/16	at #19 Rutgers (14-15)
Defeated a USILA Top 5 Team.....	3/26/16	vs. #1 Denver (15-10)
Defeated a USILA 6-10 Team.....	3/12/16	vs. #8 Harvard (13-12)
Defeated a USILA 11-20 Team.....	2/20/16	at #18 Cornell (8-7)
Attempted less than 20 shots.....	2/27/11	19 vs. Notre Dame (2-6)
Attempted 20-29 shots.....	3/19/16	21 vs. UMass (9-11)
Attempted 30-39 shots.....	5/5/16	vs. #3 Maryland (9-16)
Attempted 40-49 shots.....	4/17/16	41 vs. #17 Johns Hopkins (11-12)
Attempted 50-59 shots.....	3/22/14	50 vs. #18 Albany (10-17)
Attempted 60+ shots.....	2/20/09	75 vs. Robert Morris (17-24)
Allowed 23 or less shots.....	4/12/14	23 at #19 Towson (8-1)
Allowed 24-29 shots.....	3/26/16	27 vs. #1 Denver (15-10)
Allowed 30-39 shots.....	5/5/16	vs. #3 Maryland (9-16)
Allowed 40-49 shots.....	4/30/16	45 vs. Michigan (14-9)
Allowed 50+ shots.....	4/4/15	50 at #3 Maryland (5-12)
Scored 25+ points.....	4/30/16	25 vs. Michigan (14-9)
Made 15-19 saves.....	4/3/16	15 at Ohio State (6-5)
Made 25+ saves.....	3/19/11	25 vs. #10 Massachusetts (8-7)
Tallied 10+ assists.....	2/6/16	17 vs. Robert Morris (20-7)
Won an NCAA Tourney game.....	never	
Lost an NCAA Tourney game.....	5/11/13	vs. #11 Yale (7-10)

A PENN STATE PLAYER...

Scored 4 goals.....	4/30/16	Nick Aponte vs. Michigan (14-9)
Scored 5 goals.....	3/10/15	TJ Sanders vs. Marist (9-8)
Scored 6 goals.....	2/8/14	Shane Sturgis vs. Michigan (22-7)
Scored 7 goals.....	5/16/61	Steve Schraeder vs. Gettysburg (14-4)
Scored 8 goals.....	4/19/72	Jim Trenz vs. Loyola (17-10)
Scored 9 goals.....	5/9/72	Jim Trenz vs. Bucknell (19-6)
Scored 10 goals.....	4/30/83	Rich Russo vs. Montclair State (25-6)
Scored 2 man-up goals.....	4/30/16	Kevin Hill vs. Michigan (14-9)
Tallied 8 points.....	2/18/12	Jack Forster vs. Michigan (16-9)
Tallied 11 points.....	5/11/71	Jim Trenz vs. Bucknell (16-12)
Tallied 12+ points.....	5/2/83	14, Gary Martin vs. Bucknell (20-13)
Had 4 assists.....	3/19/16	Grant Ament vs. UMass (9-11)
Had 5+ assists.....	4/30/16	6, Grant Ament vs. Michigan (14-9)
Had 7+ assists.....	5/2/83	9, Gary Martin vs. Bucknell (20-13)
Attempted 15-20 shots.....	3/21/09	16, Chris Hogan vs. Fairfield (4-5)
Attempted 20+ shots.....	2/10/10	25, Chris Hogan vs. Robert Morris (17-24)
Made 15-19 saves.....	4/3/16	15, Will Schreiner at Ohio State (6-5)
Made 20-21 saves.....	5/4/11	20, Austin Kaut vs. UMass (9-10)
Made 22-24 saves.....	4/4/09	24, Drew Adams vs. Hobart (10-8)
Made 25-30 saves.....	3/19/10	25, Austin Kaut at #9 UMass (9-8)
Made 30-39 saves.....	4/10/82	34, Joe Guterding vs. Hofstra (16-10)
Made 40 saves.....	4/13/57	40, Jim Houck vs. Navy (8-19)

PENN STATE WHEN

48-40..... under Jeff Tambroni
 14-16..... All-time at Penn State Lacrosse Field
 19-11..... In true road games the past three seasons

IN 2017...

0-0..... at home
 0-0..... on the road
 0-0..... at neutral sites
 0-0..... in overtime
 0-0..... when leading after one quarter
 0-0..... when tied after one quarter
 0-0..... when trailing after one quarter
 0-0..... when leading at halftime
 0-0..... when trailing at halftime
 0-0..... when tied at halftime
 0-0..... when leading after three quarters
 0-0..... when tied after three quarters
 0-0..... when trailing after three quarters
 0-0..... when scoring first goal
 0-0..... when opponent scores first goal
 0-0..... when out-shooting opponent
 0-0..... when taking same amount of shots
 0-0..... when out-shot by opponent
 0-0..... when winning ground ball battle
 0-0..... when tied in ground ball battle
 0-0..... when losing ground ball battle
 0-0..... when winning faceoff battle
 0-0..... when tied in faceoff battle
 0-0..... when losing faceoff battle
 0-0..... against ranked opponents
 0-0..... against unranked opponents
 0-0..... against higher-ranked opponents
 0-0..... against lower-ranked opponents
 0-0..... when scoring less than 10 goals
 0-0..... when scoring 10 or more goals
 0-0..... when allowing less than 10 goals
 0-0..... when allowing 10 or more goals
 0-0..... on Tuesday
 0-0..... on Thursday
 0-0..... on Friday
 0-0..... on Saturday
 0-0..... on Sunday
 0-0..... on turf
 0-0..... playing outdoor
 0-0..... playing indoor
 0-0..... during the day
 0-0..... at night

SCORING BY QUARTER

	1st	2nd	3rd	4th	OT	2OT	Final
Penn State							
Robert Morris							
Penn State							
Hobart							
Penn State							
Cornell							
Penn State							
Villanova							
Penn State							
Penn							
Penn State							
Furman							
Penn State							
Harvard							
Penn State							
Fairfield							
Penn State							
Cleveland State							
Penn State							
Ohio State							
Penn State							
Maryland							
Penn State							
Johns Hopkins							
Penn State							
Rutgers							
Penn State							
Michigan							

HEAD COACH JEFF TAMBRONI



SEVENTH YEAR | HOBART '92

CAREER RECORD: 157-80 (.662) | AT PENN STATE: 48-40 (.545)

CAREER ACHIEVEMENTS:

- ▶ 2009 USILA DI Coach of the Year
- ▶ 2011 CAA Co-Coach of the Year
- ▶ 2013 CAA Coach of the Year
- ▶ 2014 U.S. Men's National Team Assistant Coach
- ▶ Enters 2016 ninth in all-time win percentage among active DI head coaches
- ▶ Responsible for 10 All-Americans, four Scholar All-Americans, 13 All-Conference First Team selections and 75 Academic All-Big Ten selections.

After guiding the Nittany Lions through their second season of Big Ten Lacrosse, Jeff Tambroni returns for his seventh season as Penn State's head coach in 2017.

Tambroni, one of the sport's most decorated coaches, enters the 2017 season ranking ninth among all active Division I coaches in career win percentage. During the 2016 season, Tambroni guided Penn State to its fifth season going .500 or above under his guidance. Most notably of the 2016 campaign, he led Penn State to defeat a top-ranked opponent for the first time in program history on March 26, when the Nittany Lions earned a 15-10 victory over defending national champions No. 1 Denver, snapping the opponent's 20-game win streak. Penn State notched two other wins over ranked opponents during the 2016 campaign as well, knocking off No. 18 Cornell and No. 8 Harvard in the process.

Tambroni led Penn State to be one of the most efficient teams in the country in 2016, with the team finishing second in Division I in turnovers per game, while finishing sixth in the country in shooting percentage. Penn State earned its first unanimous All-Big Ten selection in attackman Nick Aponte, while Grant Arment and Mike Aronow earned All-Big Ten honorable mentions. Tambroni also led TJ Sanders to be named Penn State's ninth USILA Scholar All-America selection.

Tambroni guided the Nittany Lions through a historic season in 2015 that brought Penn State's first appearance in the Big Ten Tournament following the first ever season of Big Ten lacrosse. The Nittany Lions opened the season ranked No. 14 in the USILA DI Preseason Coaches' Poll and knocked off No. 16/11 Penn during the 2015 season. Tambroni also led Penn State to its first two Big Ten conference victories as well as a berth to the conference tournament. He also mentored rising senior TJ Sanders to USILA All-America honorable mention honors.

In 2014, Tambroni led Penn State to its fourth consecutive above-.500 season. His student-athletes earned the eighth USILA All-American and third Scholar All-America honors of Tambroni's Penn State career. He also coached goalkeeper Austin Kaut to his school record third All-America honor and conference-best All-CAA First Team award.

Penn State's 2013 campaign saw Tambroni lead Penn State to one of the greatest seasons in program history while celebrating its 100th season. The Nittany Lions set new records for wins (12) and earned the program's first outright regular season conference title by sweeping the CAA with a 6-0 record. PSU rattled off 10 straight wins from March through May to earn the school's third NCAA bid and first chance to host an NCAA game.

Tambroni was named CAA Coach of the Year for the second time in his career (2011), while Kaut (under Tambroni's tutelage) was named Ensign C. Markland Kelly, Jr. Award for the nation's best goalie. Also, Kaut was CAA Player and Defensive Player of the Year. TJ Sanders was named Rookie of the Year and the Nittany Lions placed six on the All-CAA First Team.

During the 2012 campaign, Tambroni led the Nittany Lions to a second-place CAA finish with two USILA All-Americans and six All-CAA honorees. Penn State finished with a 9-6 overall record and a 5-1 mark in conference action.

The 2011 CAA Co-Coach of the Year, Tambroni led the Nittany Lions to a 7-7 record and their first-ever CAA tournament berth during his first year at the program's helm.

In 2011, eight Nittany Lions garnered All-CAA recognition and freshman goalkeeper Austin Kaut earned Rookie of the Year honors while being named a USILA Honorable Mention All-American.

Prior to Penn State, Tambroni spent 10 seasons as head coach at Cornell (2001-10). He guided the Big Red to a 109-40 record and three NCAA Semifinal appearances (2007, 2009-10), including the 2009 national championship game.

Tambroni was named USILA Division I Coach of the Year following the 2009 season and was tabbed the 2007 and 2009 Field Turf/NCAA Division I Coach of the Year. Tambroni was also the 2004 and 2009 Ithaca Journal Male Coach of the Year and a three-time National Coach of the Week.

While at Cornell, Tambroni became the 10th-fastest coach to reach the 100-win mark when he accomplished the feat in his 134th career game in March 2010.

During his tenure, his players earned 37 first-team All-Ivy honors, including five Ivy League awards, and three conference Rookie of the Year selections. In addition, 39 players garnered All-America recognition.

Prior to serving as Cornell's head coach, he spent four seasons as a Big Red assistant coach (1997-2000). Tambroni also served as assistant coach at Loyola College in 1997 and at his alma mater, Hobart College, for three seasons. With the Statesmen, he helped the program reach the 1994 NCAA Division III national championship game.

A 1992 graduate, Tambroni earned his bachelor's degree in American studies. He earned first-team All-America honors as a senior and was twice named a second-team All-American (1990-91). The MVP of the 1990 NCAA title game, Tambroni helped lead the team to back-to-back NCAA championships (1990-91) and left Hobart tied for seventh on the school's all-time scoring list with 202 points.

Before embarking upon his collegiate coaching career, Tambroni coached the Heaton Mersey Lacrosse Club of the English Lacrosse Union for one year and served as a visiting coach for the Czech-American Lacrosse Foundation in Prague in the summer of 1996.

Tambroni and his wife, Michelle, have three daughters, Carissa, Madison and Ella. Michelle played field hockey at Penn State from 1988-90 and earned All-America honors as a senior.

TAMBRONI YEAR-BY-YEAR

Season	Overall	Pct.	Conf.	Pct.	Finish
2001	7-6	.538	4-2	.667	T-2nd
2002	11-4	.733	4-2	.667	T-2nd
2003	9-4	.692	5-1	.833	T-1st
2004	9-5	.643	5-1	.833	T-1st
2005	11-3	.786	6-0	1.000	1st
2006	11-3	.786	5-1	.833	T-1st
2007	15-1	.938	6-0	1.000	1st
2008	11-4	.733	5-1	.833	T-1st
2009	13-4	.764	5-1	.833	T-1st
2010	12-6	.667	4-2	.667	T-1st
<i>At Cornell</i>	<i>109-40</i>	<i>.732</i>	<i>49-11</i>	<i>.817</i>	
2011	7-7	.500	4-2	.667	2nd
2012	9-6	.600	5-1	.833	2nd
2013	12-5	.706	6-0	1.000	1st
2014	7-6	.538	3-2	.600	3rd
2015	5-9	.357	2-3	.400	4th
2016	8-7	.533	2-3	.400	4th
2017					
<i>At PSU</i>	<i>48-40</i>	<i>.545</i>	<i>22-11</i>	<i>.667</i>	
Career	157-80	.662	71-22	.763	
9 League Titles (8 Ivy League, 1 CAA)					
9 NCAA Appearances					

TAMBRONI LANDMARK WINS

CAREER

WIN	OPPONENT	SCORE	DATE
1	at Fairfield*	10-9	3/3/2001
25	at Dartmouth*	13-5	4/12/2003
50	vs. Army*	13-1	3/11/2006
75	vs. #17 Army*	9-8	3/8/2008
100	vs. Army*	12-11 (OT)	3/6/2010
125	at Michigan	11-6	2/9/2013
150	vs. Robert Morris	20-7	2/6/2016

* - at Cornell

PENN STATE

WIN	OPPONENT	SCORE	DATE
1	vs. Binghamton	9-7	2/19/2011
10	at #16 Ohio State	5-2	2/26/2012
20	at Binghamton	11-7	3/19/2013
30	at #4 Notre Dame	8-7	2/22/2014
40	at Michigan	10-9	4/25/2015

TAMBRONI'S RECORD VS. 2017 OPPONENTS

OPPONENT	W-L	LAST MEETING
Robert Morris	1-0	2/6/2016 (W, 20-7)
Hobart	11-1	2/13/2016 (W, 17-12)
Cornell	1-0	2/20/2016 (W, 8-7)
Villanova	2-4	2/27/2016 (L, 9-19)
Penn	9-3	3/5/2016 (L, 7-11)
Furman	1-0	3/8/2016 (W, 16-7)
Harvard	11-1	3/12/2016 (W, 8-7)
Fairfield	1-0	3/3/2001 (W, 10-9)
Cleveland State	-	-
Ohio State	3-5	4/3/2016 (W-OT, 6-5)
Maryland	0-3	5/5/2016 (L, 9-16)
Johns Hopkins	0-3	4/17/2016 (L, 11-12)
Rutgers	2-1	4/22/2016 (L, 14-15)
Michigan	5-0	4/30/2016 (W, 14-9)

LACROSSE STAFF



PETER TONER
ASSOCIATE HEAD COACH
SEVENTH SEASON
SPRINGFIELD '03



CHRIS DOCTOR
ASSISTANT COACH
SEVENTH SEASON
RUTGERS '07



DAVID SHRIVER
DIRECTOR OF OPERATIONS
SIXTH SEASON
GEORGETOWN '11

PLAYER BIOS

GRANT AMENT #1

SOPHOMORE | ATTACK | 5-9 | 165
DOYLESTOWN, PA. | THE HAVERFORD SCHOOL

GAME-BY-GAME STATS

GAME	G	A	Pts	Sh	Up	GB	TO	CT
ROBERT MORRIS								
at Hobart								
CORNELL								
at Villanova								
PENN								
FURMAN								
at Harvard								
FAIRFIELD								
CLEVELAND STATE								
OHIO STATE								
at Maryland								
at Johns Hopkins								
RUTGERS								
at Michigan								

SEASON HIGHS

Points	-
Goals	-
Assist	-
Shots	-
Ground Balls	-
Caused Turnovers	-

CAREER HIGHS

Points	7	2x	last vs. Michigan (4/30/16)
Goals	3		vs. Hobart (2/13/16)
Assist	6		vs. Michigan (4/30/16)
Shots	6		vs. Robert Morris (2/6/16)
Ground Balls	4		vs. Michigan (4/30/16)
Caused Turnovers	1	2x	last vs. UMass (3/16/16)

CAREER STATS

Year	GP-GS	G	A	Pts	Sh	Pct.	GB	TO	CT	Pen
2016	15-15	20	34	54	51	.392	21	17	2	0-0:00
2017	-	-	-	-	-	-	-	-	-	-
Total	15-15	20	34	54	51	.392	21	17	2	0-0:00

NICK APONTE #10

SENIOR | ATTACK | 6-0 | 175
WEST ISLIP, N.Y. | WEST ISLIP

GAME-BY-GAME STATS

GAME	G	A	Pts	Sh	Up	GB	TO	CT
ROBERT MORRIS								
at Hobart								
CORNELL								
at Villanova								
PENN								
FURMAN								
at Harvard								
FAIRFIELD								
CLEVELAND STATE								
OHIO STATE								
at Maryland								
at Johns Hopkins								
RUTGERS								
at Michigan								

SEASON HIGHS

Points	-
Goals	-
Assist	-
Shots	-
Ground Balls	-
Caused Turnovers	-

CAREER HIGHS

Points	6	2x	last vs. Harvard (3/12/16)
Goals	4	5x	last vs. Maryland (5/5/16)
Assist	4		vs. Robert Morris (2/6/16)
Shots	8	2x	last vs. Michigan (4/30/16)
Ground Balls	7		at Penn (2/28/15)
Caused Turnovers	2		vs. Robert Morris (2/6/16)

CAREER STATS

Year	GP-GS	G	A	Pts	Sh	Pct.	GB	TO	CT	Pen
2014	11-0	2	5	7	23	.087	8	9	2	1-2:00
2015	14-10	14	13	27	40	.350	26	32	4	4-3:00
2016	15-15	30	19	49	69	.435	19	21	7	1-1:00
2017	-	-	-	-	-	-	-	-	-	-
Total	46-25	46	37	83	132	.348	53	62	13	6-6:00

GERARD ARCERI #40

FRESHMAN | FOGO | 6-0 | 188
ST. JAMES, N.Y. | SMITHTOWN EAST

GAME-BY-GAME STATS

GAME	G	A	Pts	Sh	Up	GB	TO	CT
ROBERT MORRIS								
at Hobart								
CORNELL								
at Villanova								
PENN								
FURMAN								
at Harvard								
FAIRFIELD								
CLEVELAND STATE								
OHIO STATE								
at Maryland								
at Johns Hopkins								
RUTGERS								
at Michigan								

SEASON HIGHS

Points	-
Goals	-
Assist	-
Shots	-
Ground Balls	-
Caused Turnovers	-
Faceoff Wins	-

CAREER STATS

Year	GP-GS	G	A	Pts	Sh	Pct.	GB	TO	CT	Pen
2017	-	-	-	-	-	-	-	-	-	-
Total	-	-	-	-	-	-	-	-	-	-

MIKE ARONOW #17

JUNIOR | DEFENSE | 5-11 | 180
HOLBROOK, N.Y. | SACHEM NORTH

GAME-BY-GAME STATS

GAME	G	A	Pts	Sh	Up	GB	TO	CT
ROBERT MORRIS								
at Hobart								
CORNELL								
at Villanova								
PENN								
FURMAN								
at Harvard								
FAIRFIELD								
CLEVELAND STATE								
OHIO STATE								
at Maryland								
at Johns Hopkins								
RUTGERS								
at Michigan								

SEASON HIGHS

Points	-
Goals	-
Assist	-
Shots	-
Ground Balls	-
Caused Turnovers	-

CAREER HIGHS

Points	1	2x	last at Michigan (4/25/15)
Goals	1		at Maryland (4/4/15)
Assist	1		at Michigan (4/25/15)
Shots	1	2x	last at Maryland (4/4/15)
Ground Balls	4	3x	last at Ohio State (4/3/16)
Caused Turnovers	2	6x	last vs. Michigan (4/30/16)

CAREER STATS

Year	GP-GS	G	A	Pts	Sh	Pct.	GB	TO	CT	Pen
2015	14-0	1	1	2	2	.500	18	3	9	3-2:30
2016	15-15	0	0	0	0	.000	24	3	13	4-2:30
2017	-	-	-	-	-	-	-	-	-	-
Total	29-15	1	1	2	2	.500	42	6	22	7-5:00

ROBBY BLACK #15

SOPHOMORE | MIDFIELD | 6-4 | 190
LUTHERVILLE, MD. | MCDONOUGH SCHOOL

GAME-BY-GAME STATS

GAME	G	A	Pts	Sh	Up	GB	TO	CT
ROBERT MORRIS								
at Hobart								
CORNELL								
at Villanova								
PENN								
FURMAN								
at Harvard								
FAIRFIELD								
CLEVELAND STATE								
OHIO STATE								
at Maryland								
at Johns Hopkins								
RUTGERS								
at Michigan								

SEASON HIGHS

Points	-
Goals	-
Assist	-
Shots	-
Ground Balls	-
Caused Turnovers	-

CAREER HIGHS

Points	1	3x	last at Furman (3/8/16)
Goals	1	3x	last at Furman (3/8/16)
Assist	N/A		N/A
Shots	2		vs. Robert Morris (2/6/16)
Ground Balls	3		at Furman (3/8/16)
Caused Turnovers	N/A		N/A

CAREER STATS

Year	GP-GS	G	A	Pts	Sh	Pct.	GB	TO	CT	Pen
2016	3-0	3	0	3	4	.750	2	0	0	0-0:00
2017	-	-	-	-	-	-	-	-	-	-
Total	3-0	3	0	3	4	.750	2	0	0	0-0:00

TYLER BUTLER #12

JUNIOR | DEFENSE | 5-9 | 205
DOYLESTOWN, PA. | CENTRAL BUCKS EAST

GAME-BY-GAME STATS

GAME	G	A	Pts	Sh	Up	GB	TO	CT
ROBERT MORRIS								
at Hobart								
CORNELL								
at Villanova								
PENN								
FURMAN								
at Harvard								
FAIRFIELD								
CLEVELAND STATE								
OHIO STATE								
at Maryland								
at Johns Hopkins								
RUTGERS								
at Michigan								

SEASON HIGHS

Points	-
Goals	-
Assist	-
Shots	-
Ground Balls	-
Caused Turnovers	-

CAREER HIGHS

Points	N/A		N/A
Goals	N/A		N/A
Assist	N/A		N/A
Shots	N/A		N/A
Ground Balls	1		vs. Robert Morris (2/6/16)
Caused Turnovers	N/A		N/A

CAREER STATS

Year	GP-GS	G	A	Pts	Sh	Pct.	GB	TO	CT	Pen
2015	0-0	0	0	0	0	.000	0	0	0	0-0:00
2016	2-0	0	0	0	0	.000	1	1	0	0-0:00
2017	-	-	-	-	-	-	-	-	-	-
Total	2-0	0	0	0	0	.000	1	1	0	0-0:00

PLAYER BIOS

NICK CARDILLE #43

FRESHMAN | DEFENSE | 6-1 | 180
WEST GROVE, PA. | AVON GROVE

GAME-BY-GAME STATS

GAME	G	A	Pts	Sh	Up	GB	TO	CT
ROBERT MORRIS								
at Hobart								
CORNELL								
at Villanova								
PENN								
FURMAN								
at Harvard								
FAIRFIELD								
CLEVELAND STATE								
OHIO STATE								
at Maryland								
at Johns Hopkins								
RUTGERS								
at Michigan								

SEASON HIGHS

Points	-
Goals	-
Assist	-
Shots	-
Ground Balls	-
Caused Turnovers	-

CAREER STATS

Year	GP-GS	G	A	Pts	Sh	Pct.	GB	TO	CT	Pen
2017	-	-	-	-	-	-	-	-	-	-
Total	-	-	-	-	-	-	-	-	-	-

TYLER CHAMBERS #24

SENIOR | MIDFIELD | 5-9 | 190
MEDIA, PA. | EPISCOPAL ACADEMY

GAME-BY-GAME STATS

GAME	G	A	Pts	Sh	Up	GB	TO	CT
ROBERT MORRIS								
at Hobart								
CORNELL								
at Villanova								
PENN								
FURMAN								
at Harvard								
FAIRFIELD								
CLEVELAND STATE								
OHIO STATE								
at Maryland								
at Johns Hopkins								
RUTGERS								
at Michigan								

SEASON HIGHS

Points	-
Goals	-
Assist	-
Shots	-
Ground Balls	-
Caused Turnovers	-

CAREER HIGHS

Points	1	vs. Michigan (2/8/14)
Goals	1	vs. Michigan (2/8/14)
Assist	N/A	N/A
Shots	1	2x, last vs. Penn (2/28/15)
Ground Balls	2	vs. Michigan (4/30/16)
Caused Turnovers	1	3x, last vs. Robert Morris (2/6/16)

CAREER STATS

Year	GP-GS	G	A	Pts	Sh	Pct.	GB	TO	CT	Pen
2014	1-0	1	0	1	1	1.000	0	0	0	0-0:00
2015	12-0	0	0	0	1	.000	2	2	2	0-0:00
2016	11-0	0	0	0	1	.000	3	0	1	1-0:30
2017	-	-	-	-	-	-	-	-	-	-
Total	24-0	1	0	1	3	.333	5	2	3	1-0:30

TJ CONNELLAN #2

FRESHMAN | DEFENSE | 6-1 | 1650
CAZENOVIA N.Y. | CAZENOVIA

GAME-BY-GAME STATS

GAME	G	A	Pts	Sh	Up	GB	TO	CT
ROBERT MORRIS								
at Hobart								
CORNELL								
at Villanova								
PENN								
FURMAN								
at Harvard								
FAIRFIELD								
CLEVELAND STATE								
OHIO STATE								
at Maryland								
at Johns Hopkins								
RUTGERS								
at Michigan								

SEASON HIGHS

Points	-
Goals	-
Assist	-
Shots	-
Ground Balls	-
Caused Turnovers	-

CAREER STATS

Year	GP-GS	G	A	Pts	Sh	Pct.	GB	TO	CT	Pen
2017	-	-	-	-	-	-	-	-	-	-
Total	-	-	-	-	-	-	-	-	-	-

DAN CRAIG #35

SENIOR | MIDFIELD | 6-1 | 178
SHELburnE, ONTARIO | CENTRE DUFFERIN

GAME-BY-GAME STATS

GAME	G	A	Pts	Sh	Up	GB	TO	CT
ROBERT MORRIS								
at Hobart								
CORNELL								
at Villanova								
PENN								
FURMAN								
at Harvard								
FAIRFIELD								
CLEVELAND STATE								
OHIO STATE								
at Maryland								
at Johns Hopkins								
RUTGERS								
at Michigan								

SEASON HIGHS

Points	-
Goals	-
Assist	-
Shots	-
Ground Balls	-
Caused Turnovers	-

CAREER HIGHS

Points	4	2x, last vs. Delaware (4/19/14)
Goals	3	2x, last vs. Denver (3/26/16)
Assist	3	vs. Drexel (4/5/14)
Shots	7	vs. Harvard (3/7/15)
Ground Balls	4	vs. Hobart (2/13/16)
Caused Turnovers	1	4x, last vs. Denver (3/21/15)

CAREER STATS

Year	GP-GS	G	A	Pts	Sh	Pct.	GB	TO	CT	Pen
2014	12-7	9	8	17	22	.409	7	9	0	1-0:30
2015	13-11	11	9	20	38	.289	9	1	4	3-1:30
2016	15-15	12	7	19	36	.333	7	8	0	1-1:00
2017	-	-	-	-	-	-	-	-	-	-
Total	40-33	32	24	56	96	.333	23	18	4	5-3:00

MATT DONNELLY #11

SOPHOMORE | MIDFIELD | 5-7 | 165
SEWELL, N.J. | CELARVIEW REGIONAL

GAME-BY-GAME STATS

GAME	G	A	Pts	Sh	Up	GB	TO	CT
ROBERT MORRIS								
at Hobart								
CORNELL								
at Villanova								
PENN								
FURMAN								
at Harvard								
FAIRFIELD								
CLEVELAND STATE								
OHIO STATE								
at Maryland								
at Johns Hopkins								
RUTGERS								
at Michigan								

SEASON HIGHS

Points	-
Goals	-
Assist	-
Shots	-
Ground Balls	-
Caused Turnovers	-

CAREER HIGHS

Points	1	vs. Robert Morris (2/6/16)
Goals	1	vs. Robert Morris (2/6/16)
Assist	N/A	N/A
Shots	2	vs. Robert Morris (2/6/16)
Ground Balls	2	vs. Robert Morris (2/6/16)
Caused Turnovers	N/A	N/A

CAREER STATS

Year	GP-GS	G	A	Pts	Sh	Pct.	GB	TO	CT	Pen
2016	6-0	1	0	1	5	.200	3	2	0	0-0:00
2017	-	-	-	-	-	-	-	-	-	-
Total	6-0	1	0	1	5	.200	3	2	0	0-0:00

MATTHEW FISHER #26

FRESHMAN | MIDFIELD | 5-10 | 180
ALEXANDRIA, VA | ST. STEPHEN'S & ST. AGNES

GAME-BY-GAME STATS

GAME	G	A	Pts	Sh	Up	GB	TO	CT
ROBERT MORRIS								
at Hobart								
CORNELL								
at Villanova								
PENN								
FURMAN								
at Harvard								
FAIRFIELD								
CLEVELAND STATE								
OHIO STATE								
at Maryland								
at Johns Hopkins								
RUTGERS								
at Michigan								

SEASON HIGHS

Points	-
Goals	-
Assist	-
Shots	-
Ground Balls	-
Caused Turnovers	-

CAREER STATS

Year	GP-GS	G	A	Pts	Sh	Pct.	GB	TO	CT	Pen
2017	-	-	-	-	-	-	-	-	-	-
Total	-	-	-	-	-	-	-	-	-	-

PLAYER BIOS

MATT FLORENCE #8

REDSHIRT SENIOR | MIDFIELD | 5-11 | 175
GREENWOOD VILLAGA, COLO. | KENT DOVER (VIRGINIA)

GAME-BY-GAME STATS

GAME	G	A	Pts	Sh	Up	GB	TO	CT
ROBERT MORRIS								
at Hobart								
CORNELL								
at Villanova								
PENN								
FURMAN								
at Harvard								
FAIRFIELD								
CLEVELAND STATE								
OHIO STATE								
at Maryland								
at Johns Hopkins								
RUTGERS								
at Michigan								

SEASON HIGHS

Points -
Goals -
Assist -
Shots -
Ground Balls -
Caused Turnovers -

CAREER HIGHS

Points 5 2x, last vs. Penn (2/28/15)
Goals 4 vs. Penn (2/28/15)
Assist 2 2x, last vs. Johns Hopkins (4/30/15)
Shots 9 vs. Johns Hopkins (4/30/15)
Ground Balls 3 vs. Harvard (3/12/16)
Caused Turnovers N/A vs. Harvard (3/12/16) N/A

CAREER STATS

Year	GP-GS	G	A	Pts	Sh	Pct.	GB	TO	CT	Pen
2013*	5-0	1	0	1	5	.200	2	1	0	0-0:00
2014*	Redshirt Season									
2015	12-10	16	8	24	52	.308	7	18	0	2-1:00
2016	15-15	20	4	24	60	.333	10	16	0	0-0:00
2017	-	-	-	-	-	-	-	-	-	-
Total	32-25	37	12	49	117	.321	19	35	0	2-1:00

DYLAN FOULDS #14

REDSHIRT FRESHMAN | ATTACK | 6-0 | 180
PORT COQUITLAM, BRITISH COLUMBIA | TERRY FOX SECONDARY

GAME-BY-GAME STATS

GAME	G	A	Pts	Sh	Up	GB	TO	CT
ROBERT MORRIS								
at Hobart								
CORNELL								
at Villanova								
PENN								
FURMAN								
at Harvard								
FAIRFIELD								
CLEVELAND STATE								
OHIO STATE								
at Maryland								
at Johns Hopkins								
RUTGERS								
at Michigan								

SEASON HIGHS

Points -
Goals -
Assist -
Shots -
Ground Balls -
Caused Turnovers -

CAREER STATS

Year	GP-GS	G	A	Pts	Sh	Pct.	GB	TO	CT	Pen
2017	-	-	-	-	-	-	-	-	-	-
Total	-	-	-	-	-	-	-	-	-	-

KEVIN FOX #31

SOPHOMORE | DEFENSE | 5-9 | 170
ANNAPOLIS, MD. | ST. MARY'S

GAME-BY-GAME STATS

GAME	G	A	Pts	Sh	Up	GB	TO	CT
ROBERT MORRIS								
at Hobart								
CORNELL								
at Villanova								
PENN								
FURMAN								
at Harvard								
FAIRFIELD								
CLEVELAND STATE								
OHIO STATE								
at Maryland								
at Johns Hopkins								
RUTGERS								
at Michigan								

SEASON HIGHS

Points -
Goals -
Assist -
Shots -
Ground Balls -
Caused Turnovers -

CAREER HIGHS

Points 1 3x, last vs. Cornell (2/20)
Goals 1 3x, last vs. Cornell (2/20)
Assist N/A N/A
Shots 1 3x, last vs. Cornell (2/20)
Ground Balls 9 vs. Robert Morris (2/6/16)
Caused Turnovers 3 vs. Michigan (4/30/16)

CAREER STATS

Year	GP-GS	G	A	Pts	Sh	Pct.	GB	TO	CT	Pen
2016	11-0	3	0	3	3	1.000	21	2	5	2-1:00
2017	-	-	-	-	-	-	-	-	-	-
Total	11-0	3	0	3	3	1.000	21	2	5	2-1:00

KEVIN HILL #5

SOPHOMORE | MIDFIELD | 5-10 | 175
WEBSTER, N.Y. | WEBSTER THOMAS

GAME-BY-GAME STATS

GAME	G	A	Pts	Sh	Up	GB	TO	CT
ROBERT MORRIS								
at Hobart								
CORNELL								
at Villanova								
PENN								
FURMAN								
at Harvard								
FAIRFIELD								
CLEVELAND STATE								
OHIO STATE								
at Maryland								
at Johns Hopkins								
RUTGERS								
at Michigan								

SEASON HIGHS

Points -
Goals -
Assist -
Shots -
Ground Balls -
Caused Turnovers -

CAREER HIGHS

Points 3 2x, last vs. Michigan (4/30/16)
Goals 3 vs. Michigan (4/30/16)
Assist 2 2x, last vs. Denver (3/26/16)
Shots 6 vs. Michigan (4/30/16)
Ground Balls 2 vs. Robert Morris (2/6/16)
Caused Turnovers N/A

CAREER STATS

Year	GP-GS	G	A	Pts	Sh	Pct.	GB	TO	CT	Pen
2016	15-0	14	5	19	32	.438	9	5	0	0-0:00
2017	-	-	-	-	-	-	-	-	-	-
Total	15-0	14	5	19	32	.438	9	5	0	0-0:00

CHRIS ISENBERG #4

JUNIOR | LSM | 6-1 | 170
GLEN MILLS, PA. | MALVERN PREP

GAME-BY-GAME STATS

GAME	G	A	Pts	Sh	Up	GB	TO	CT
ROBERT MORRIS								
at Hobart								
CORNELL								
at Villanova								
PENN								
FURMAN								
at Harvard								
FAIRFIELD								
CLEVELAND STATE								
OHIO STATE								
at Maryland								
at Johns Hopkins								
RUTGERS								
at Michigan								

SEASON HIGHS

Points -
Goals -
Assist -
Shots -
Ground Balls -
Caused Turnovers -

CAREER HIGHS

Points N/A N/A
Goals N/A N/A
Assist N/A N/A
Shots 1 at Furman (3/8/16)
Ground Balls 4 at Furman (3/8/16)
Caused Turnovers 1 3x, last vs. Harvard (3/12/16)

CAREER STATS

Year	GP-GS	G	A	Pts	Sh	Pct.	GB	TO	CT	Pen
2015	0-0	0	0	0	0	.000	0	0	0	0-0:00
2016	14-0	0	0	0	1	.000	15	0	3	1-1:00
2017	-	-	-	-	-	-	-	-	-	-
Total	14-0	0	0	0	1	.000	15	0	3	1-1:00

RYAN KEENAN #6

SOPHOMORE | MIDFIELD | 5-9 | 165
SMITHTOWN, N.Y. | SMITHTOWN WEST

GAME-BY-GAME STATS

GAME	G	A	Pts	Sh	Up	GB	TO	CT
ROBERT MORRIS								
at Hobart								
CORNELL								
at Villanova								
PENN								
FURMAN								
at Harvard								
FAIRFIELD								
CLEVELAND STATE								
OHIO STATE								
at Maryland								
at Johns Hopkins								
RUTGERS								
at Michigan								

SEASON HIGHS

Points -
Goals -
Assist -
Shots -
Ground Balls -
Caused Turnovers -

CAREER HIGHS

Points 5 vs. Denver (3/26/16)
Goals 3 2x, last vs. Denver (3/26/16)
Assist 2 3x, last vs. Johns Hopkins (4/17/16)
Shots 7 vs. Hobart (2/13/16)
Ground Balls 1 6x, last vs. Michigan (4/30/16)
Caused Turnovers 1 vs. Michigan (4/30/16)

CAREER STATS

Year	GP-GS	G	A	Pts	Sh	Pct.	GB	TO	CT	Pen
2015	10-5	1	3	4	13	.077	2	8	0	1-0:30
2016	15-0	10	9	19	36	.278	5	5	2	2-2:00
2017	-	-	-	-	-	-	-	-	-	-
Total	25-5	11	12	23	49	.224	7	13	2	3-2:30

PLAYER BIOS

COLBY KNEESE #34

FRESHMAN | GOALIE | 5-10 | 173
DALLAS, TEXAS | HIGHLAND PARK

GAME-BY-GAME STATS

GAME	G	A	Pts	Sh	Up	GB	TO	CT
ROBERT MORRIS								
at Hobart								
CORNELL								
at Villanova								
PENN								
FURMAN								
at Harvard								
FAIRFIELD								
CLEVELAND STATE								
OHIO STATE								
at Maryland								
at Johns Hopkins								
RUTGERS								
at Michigan								

SEASON HIGHS

Fewest GA	-
GAA	-
Saves	-
Save Percentage	-

CAREER STATS

Year	GP-GS	MIN	GA	GAA	SV	SV%	W-L	SF
2017	-	-	-	-	-	-	-	-
Total	-	-	-	-	-	-	-	-

DRAKE KREINZ #38

SENIOR | MIDFIELD/FOGO | 6-0 | 194

DELAFIELD, WIS. | THE PORTSMOUTH ABBEY SCHOOL (R.I.)

GAME-BY-GAME STATS

GAME	G	A	Pts	Sh	Up	GB	TO	CT
ROBERT MORRIS								
at Hobart								
CORNELL								
at Villanova								
PENN								
FURMAN								
at Harvard								
FAIRFIELD								
CLEVELAND STATE								
OHIO STATE								
at Maryland								
at Johns Hopkins								
RUTGERS								
at Michigan								

SEASON HIGHS

Points	-
Goals	-
Assist	-
Shots	-
Ground Balls	-
Caused Turnovers	-
Faceoff Wins	-

CAREER HIGHS

Points	2	2x, last at Harvard (3/7/15)
Goals	2	vs. Harvard (3/7/15)
Assist	3	vs. Harvard (3/7/15)
Shots	12	vs. Loyola (2/15/14)
Ground Balls	1	3x, last vs. Rutgers (4/19/15)
Caused Turnovers	1	4x, last vs. Vermont (2/7/15)
Faceoff Wins	21	vs. Denver (3/10/14)

CAREER STATS

Year	GP-GS	G	A	Pts	Sh	Pct.	GB	TO	CT	Pen
2013	Redshirt Season									
2014	13-13	3	2	5	5	.600	70	3	1	2-1:30
2015	13-3	3	2	5	11	.273	60	8	3	1-1:00
2016	2-0	0	0	0	0	.000	3	0	0	1-0:30
2017	-	-	-	-	-	-	-	-	-	-
Total	28-16	6	4	10	16	.375	133	11	4	4-3:00

DEAN LAMELA #1

SOPHOMORE | DEFENSE | 6-2 | 205

BRICK, N.J. | THE LAWERENCEVILLE SCHOOL

GAME-BY-GAME STATS

GAME	G	A	Pts	Sh	Up	GB	TO	CT
ROBERT MORRIS								
at Hobart								
CORNELL								
at Villanova								
PENN								
FURMAN								
at Harvard								
FAIRFIELD								
CLEVELAND STATE								
OHIO STATE								
at Maryland								
at Johns Hopkins								
RUTGERS								
at Michigan								

SEASON HIGHS

Points	-
Goals	-
Assist	-
Shots	-
Ground Balls	-
Caused Turnovers	-

CAREER HIGHS

Points	N/A	N/A
Goals	N/A	N/A
Assist	N/A	N/A
Shots	N/A	N/A
Ground Balls	1	at Furman (3/8/16)
Caused Turnovers	1	vs. Robert Morris (2/6/16)

CAREER STATS

Year	GP-GS	G	A	Pts	Sh	Pct.	GB	TO	CT	Pen
2016	2-0	0	0	0	0	.000	1	0	1	0-0:00
2017	-	-	-	-	-	-	-	-	-	-
Total	2-0	0	0	0	0	.000	1	0	1	0-0:00

BILLY LOMBARDI #44

SENIOR | FOGO | 5-7 | 195

ROCHESTER, N.Y. | AQUINAS INSTITUTE

GAME-BY-GAME STATS

GAME	G	A	Pts	Sh	Up	GB	TO	CT
ROBERT MORRIS								
at Hobart								
CORNELL								
at Villanova								
PENN								
FURMAN								
at Harvard								
FAIRFIELD								
CLEVELAND STATE								
OHIO STATE								
at Maryland								
at Johns Hopkins								
RUTGERS								
at Michigan								

SEASON HIGHS

Points	-
Goals	-
Assist	-
Shots	-
Ground Balls	-
Caused Turnovers	-
Faceoff Wins	-

CAREER HIGHS

Points	1, 2x	last vs. Hobart (2/13/16)
Goals	1, 2x	last vs. Hobart (2/13/16)
Assist	N/A	N/A
Shots	1, 2x	last vs. Hobart (2/13/16)
Ground Balls	7	3x, last at Rutgers (4/22/16)
Caused Turnovers	N/A	N/A
Faceoff Wins	18	at Rutgers (4/22/16)

CAREER STATS

Year	GP-GS	G	A	Pts	Sh	Pct.	GB	TO	CT	Pen
2014	Did Not Play									
2015	9-0	1	0	1	2	.500	15	0	1	2-1:30
2016	14-0	1	-	1	1	1.000	37	7	0	1-1:00
2017	-	-	-	-	-	-	-	-	-	-
Total	23-0	2	0	2	3	.667	5	2	7	3-2:30

NICK McEVOY #9

FRESHMAN | FOGO | 5-10 | 177

WASHINGTON D.C. | GONZAGA COLLEGE HS

GAME-BY-GAME STATS

GAME	G	A	Pts	Sh	Up	GB	TO	CT
ROBERT MORRIS								
at Hobart								
CORNELL								
at Villanova								
PENN								
FURMAN								
at Harvard								
FAIRFIELD								
CLEVELAND STATE								
OHIO STATE								
at Maryland								
at Johns Hopkins								
RUTGERS								
at Michigan								

SEASON HIGHS

Points	-
Goals	-
Assist	-
Shots	-
Ground Balls	-
Caused Turnovers	-
Faceoff Wins	-

CAREER STATS

Year	GP-GS	G	A	Pts	Sh	Pct.	GB	TO	CT	Pen
2017	-	-	-	-	-	-	-	-	-	-
Total	-	-	-	-	-	-	-	-	-	-

JIMMY NOWOSWIAT #42

SOPHOMORE | ATTACK | 6-3 | 225

KENNETH SQUARE, PA. | UNIONVILLE

GAME-BY-GAME STATS

GAME	G	A	Pts	Sh	Up	GB	TO	CT
ROBERT MORRIS								
at Hobart								
CORNELL								
at Villanova								
PENN								
FURMAN								
at Harvard								
FAIRFIELD								
CLEVELAND STATE								
OHIO STATE								
at Maryland								
at Johns Hopkins								
RUTGERS								
at Michigan								

SEASON HIGHS

Points	-
Goals	-
Assist	-
Shots	-
Ground Balls	-
Caused Turnovers	-

CAREER HIGHS

Points	2	vs. Villanova (2/27/16)
Goals	1	2x - last vs. Villanova (2/27/16)
Assist	1	vs. Villanova (2/27/16)
Shots	2	at Furman (3/8/16)
Ground Balls	N/A	N/A
Caused Turnovers	N/A	N/A

CAREER STATS

Year	GP-GS	G	A	Pts	Sh	Pct.	GB	TO	CT	Pen
2016	3-0	2	1	3	4	.500	0	3	0	0-0:00
2017	-	-	-	-	-	-	-	-	-	-
Total	3-0	2	1	3	4	.500	0	3	0	0-0:00

PLAYER BIOS

MAC O'KEEFE #3

FRESHMAN | ATTACK | 6-0 | 180
 SYOSSET, N.Y. | SYOSSET

GAME-BY-GAME STATS

GAME	G	A	Pts	Sh	Up	GB	TO	CT
ROBERT MORRIS								
at Hobart								
CORNELL								
at Villanova								
PENN								
FURMAN								
at Harvard								
FAIRFIELD								
CLEVELAND STATE								
OHIO STATE								
at Maryland								
at Johns Hopkins								
RUTGERS								
at Michigan								

SEASON HIGHS

Points	
Goals	
Assist	
Shots	
Ground Balls	
Caused Turnovers	

CAREER STATS

Year	GP-GS	G	A	Pts	Sh	Pct.	GB	TO	CT	Pen
2017	-	-	-	-	-	-	-	-	-	-
Total	-	-	-	-	-	-	-	-	-	-

HUNTER PEARL #20

JUNIOR | GOALIE/DEFENSE | 5-11 | 195
 LINCOLN UNIVERSITY, PA. | AVON GROVE

GAME-BY-GAME STATS

GAME	G	A	Pts	Sh	Up	GB	TO	CT
ROBERT MORRIS								
at Hobart								
CORNELL								
at Villanova								
PENN								
FURMAN								
at Harvard								
FAIRFIELD								
CLEVELAND STATE								
OHIO STATE								
at Maryland								
at Johns Hopkins								
RUTGERS								
at Michigan								

SEASON HIGHS

Fewest GA	
GAA	
Saves	
Save Percentage	
Ground Balls	
Caused Turnovers	

CAREER HIGHS

Fewest GA	4	vs. Robert Morris (2/6/16)
GAA	20.61	vs. Robert Morris (2/6/16)
Saves	4	vs. Robert Morris (2/6/16)
Save Percentage	.571	vs. Robert Morris (2/6/16)
Ground Balls	N/A	vs. Robert Morris (2/6/16)
Caused Turnovers	N/A	vs. Robert Morris (2/6/16)

CAREER STATS

Year	GP-GS	MIN	GA	GAA	SV	SV%	W-L	SF
2015	1-0	0:50	0	0	0	.000	0-0	0
2016	2-0	8:44	3	20.61	4	.571	0-0	9
2017	-	-	-	-	-	-	-	-
Total	3-0	9:34	3	18.82	4	0.571	0-0	9

TANNER PECK #7

JUNIOR | MIDFIELD | 6-1 | 210
 LINCOLN UNIVERSITY, PA. | AVON GROVE

GAME-BY-GAME STATS

GAME	G	A	Pts	Sh	Up	GB	TO	CT
ROBERT MORRIS								
at Hobart								
CORNELL								
at Villanova								
PENN								
FURMAN								
at Harvard								
FAIRFIELD								
CLEVELAND STATE								
OHIO STATE								
at Maryland								
at Johns Hopkins								
RUTGERS								
at Michigan								

SEASON HIGHS

Points	
Goals	
Assist	
Shots	
Ground Balls	
Caused Turnovers	

CAREER HIGHS

Points	2	at Furman (3/8/16)
Goals	1	at UMass (3/14/15)
Assist	2	at Furman (3/8/16)
Shots	3	vs. Robert Morris (2/6/16)
Ground Balls	1	vs. Vermont (2/7/15)
Caused Turnovers	N/A	N/A

CAREER STATS

Year	GP-GS	G	A	Pts	Sh	Pct.	GB	TO	CT	Pen
2015	10-5	1	3	4	13	.077	2	8	0	1-0:30
2016	6-0	0	4	4	8	.000	0	5	0	0-0:00
2017	-	-	-	-	-	-	-	-	-	-
Total	11-5	1	4	5	13	.077	1	6	0	0-0:00

BRIAN PRESTREAU #22

SENIOR | MIDFIELD | 6-0 | 168
 YORKTOWN HEIGHTS, NY. | YORKTOWN

GAME-BY-GAME STATS

GAME	G	A	Pts	Sh	Up	GB	TO	CT
ROBERT MORRIS								
at Hobart								
CORNELL								
at Villanova								
PENN								
FURMAN								
at Harvard								
FAIRFIELD								
CLEVELAND STATE								
OHIO STATE								
at Maryland								
at Johns Hopkins								
RUTGERS								
at Michigan								

SEASON HIGHS

Points	
Goals	
Assist	
Shots	
Ground Balls	
Caused Turnovers	

CAREER HIGHS

Points	2	2x, last vs. Hobart (2/13/16)
Goals	2	vs. Robert Morris (2/6/16)
Assist	1	4x, last at Furman (3/8/16)
Shots	5	at Michigan (4/25/15)
Ground Balls	1	6x, last vs. Maryland (4/10/16)
Caused Turnovers	1	2x, last vs. Rutgers (4/19/15)

CAREER STATS

Year	GP-GS	G	A	Pts	Sh	Pct.	GB	TO	CT	Pen
2014	9-0	3	2	5	17	.176	1	1	1	0-0:00
2015	13-1	5	0	5	20	.250	2	2	1	2-1:30
2016	13-4	7	2	9	23	.304	3	2	0	0-0:00
2017	-	-	-	-	-	-	-	-	-	-
Total	35-5	15	4	19	60	.250	6	5	2	2-1:30

JACK RUSBULDT #28

FRESHMAN | GOALKEEPER | 5-10 | 165
 RICHMOND, VA. | COLLEGIATE SCHOOL

GAME-BY-GAME STATS

GAME	G	A	Pts	Sh	Up	GB	TO	CT
ROBERT MORRIS								
at Hobart								
CORNELL								
at Villanova								
PENN								
FURMAN								
at Harvard								
FAIRFIELD								
CLEVELAND STATE								
OHIO STATE								
at Maryland								
at Johns Hopkins								
RUTGERS								
at Michigan								

SEASON HIGHS

Fewest GA	
GAA	
Saves	
Save Percentage	
Ground Balls	
Caused Turnovers	

CAREER STATS

Year	GP-GS	MIN	GA	GAA	SV	SV%	W-L	SF
2017	-	-	-	-	-	-	-	-
Total	-	-	-	-	-	-	-	-

CHRIS SABIA #25

SOPHOMORE | DEFENSE | 6-2 | 185
 HARLEYSVILLE, PA. | THE HAVERFORD SCHOOL

GAME-BY-GAME STATS

GAME	G	A	Pts	Sh	Up	GB	TO	CT
ROBERT MORRIS								
at Hobart								
CORNELL								
at Villanova								
PENN								
FURMAN								
at Harvard								
FAIRFIELD								
CLEVELAND STATE								
OHIO STATE								
at Maryland								
at Johns Hopkins								
RUTGERS								
at Michigan								

SEASON HIGHS

Points	
Goals	
Assist	
Shots	
Ground Balls	
Caused Turnovers	

CAREER HIGHS

Points	N/A	N/A
Goals	N/A	N/A
Assist	N/A	N/A
Shots	N/A	N/A
Ground Balls	4	at Rutgers (4/22/16)
Caused Turnovers	3	2x, last vs. Harvard (3/12/16)

CAREER STATS

Year	GP-GS	G	A	Pts	Sh	Pct.	GB	TO	CT	Pen
2016	15-15	0	0	0	0	.000	26	2	12	3-2:30
2017	-	-	-	-	-	-	-	-	-	-
Total	15-15	0	0	0	0	.000	26	2	12	3-2:30

PLAYER BIOS

MITCH SCHAEFER #37

FRESHMAN | MIDFIELD | 5-11 | 160
CANANDAIGUA, NY. | CANANDAIGUA ACADEMY

GAME-BY-GAME STATS

GAME	G	A	Pts	Sh	Up	GB	TO	CT
ROBERT MORRIS								
at Hobart								
CORNELL								
at Villanova								
PENN								
FURMAN								
at Harvard								
FAIRFIELD								
CLEVELAND STATE								
OHIO STATE								
at Maryland								
at Johns Hopkins								
RUTGERS								
at Michigan								

SEASON HIGHS

Points	-
Goals	-
Assist	-
Shots	-
Ground Balls	-
Caused Turnovers	-

CAREER STATS

Year	GP-GS	G	A	Pts	Sh	Pct.	GB	TO	CT	Pen
2017	-	-	-	-	-	-	-	-	-	-
Total	-	-	-	-	-	-	-	-	-	-

WILL SCHREINER #19

JUNIOR | GOALKEEPER | 6-1 | 210
KEMBLESVILLE, PA. | AVON GROVE

GAME-BY-GAME STATS

GAME	G	A	Pts	Sh	Up	GB	TO	CT
ROBERT MORRIS								
at Hobart								
CORNELL								
at Villanova								
PENN								
FURMAN								
at Harvard								
FAIRFIELD								
CLEVELAND STATE								
OHIO STATE								
at Maryland								
at Johns Hopkins								
RUTGERS								
at Michigan								

SEASON HIGHS

Fewest GA	-
GAA	-
Saves	-
Save Percentage	-
Ground Balls	-
Caused Turnovers	-

CAREER HIGHS

Fewest GA	4	vs. Robert Morris (2/6/16)
GAA	5.00	at Ohio State (4/3/16)
Saves	15	at Ohio State (4/3/16)
Save Percentage	.750	at Ohio State (4/3/16)
Ground Balls	N/A	N/A
Caused Turnovers	N/A	N/A

CAREER STATS

Year	GP-GS	MIN	GA	GAA	SV	SV%	W-L	SF
2015	0-0	0:000	0	0	0	.000	0-0	0
2016	15-15	854:16	155	10.89	131	.458	8-7	523
2017	-	-	-	-	-	-	-	-
Total	15-15	854:16	155	10.89	131	.458	8-7	523

TREVOR SCOLLINS #41

SOPHOMORE | GOALKEEPER | 6-1 | 175
MARSHFIELD, MASS. | MARSHFIELD

GAME-BY-GAME STATS

GAME	G	A	Pts	Sh	Up	GB	TO	CT
ROBERT MORRIS								
at Hobart								
CORNELL								
at Villanova								
PENN								
FURMAN								
at Harvard								
FAIRFIELD								
CLEVELAND STATE								
OHIO STATE								
at Maryland								
at Johns Hopkins								
RUTGERS								
at Michigan								

SEASON HIGHS

Fewest GA	-
GAA	-
Saves	-
Save Percentage	-
Ground Balls	-
Caused Turnovers	-

CAREER HIGHS

Fewest GA	N/A	N/A
GAA	N/A	N/A
Saves	4	vs. Villanova (2/27/16)
Save Percentage	1.000	vs. Robert Morris (2/6/16)
Ground Balls	N/A	N/A
Caused Turnovers	N/A	N/A

CAREER STATS

Year	GP-GS	MIN	GA	GAA	SV	SV%	W-L	SF
2016	3-0	43:59	6	8.18	7	.538	0-0	20
2017	-	-	-	-	-	-	-	-
Total	3-0	43:59	6	8.18	7	.538	0-0	20

MATT SEXTON #16

REDSHIRT SENIOR | MIDFIELD | 5-11 | 178
NISKAYUNA, NY. | NISKAYUNA

GAME-BY-GAME STATS

GAME	G	A	Pts	Sh	Up	GB	TO	CT
ROBERT MORRIS								
at Hobart								
CORNELL								
at Villanova								
PENN								
FURMAN								
at Harvard								
FAIRFIELD								
CLEVELAND STATE								
OHIO STATE								
at Maryland								
at Johns Hopkins								
RUTGERS								
at Michigan								

SEASON HIGHS

Points	-
Goals	-
Assist	-
Shots	-
Ground Balls	-
Caused Turnovers	-

CAREER HIGHS

Points	2	3x, last vs. Marist (3/10/15)
Goals	2	vs. Marist (3/10/15)
Assist	2	vs. Lehigh (3/9/13)
Shots	2	5x, last vs. Denver (3/21/15)
Ground Balls	2	vs. Rutgers (4/19/15)
Caused Turnovers	N/A	N/A

CAREER STATS

Year	GP-GS	G	A	Pts	Sh	Pct.	GB	TO	CT	Pen
2013	6-0	0	2	2	2	.000	1	0	0	1-1:00
2014	11-0	1	2	3	6	.167	1	1	0	0-0:00
2015	13-0	4	2	6	14	.286	4	5	0	0-0:00
2016	-	-	-	-	-	-	-	-	-	-
2017	-	-	-	-	-	-	-	-	-	-
Total	30-0	4	6	11	22	.227	6	6	0	1-1:00

CONOR SMITH #37

FRESHMAN | ATTACK | 6-1 | 170
LONG ISLAND, NY. | WEST ISLP

GAME-BY-GAME STATS

GAME	G	A	Pts	Sh	Up	GB	TO	CT
ROBERT MORRIS								
at Hobart								
CORNELL								
at Villanova								
PENN								
FURMAN								
at Harvard								
FAIRFIELD								
CLEVELAND STATE								
OHIO STATE								
at Maryland								
at Johns Hopkins								
RUTGERS								
at Michigan								

SEASON HIGHS

Points	-
Goals	-
Assist	-
Shots	-
Ground Balls	-
Caused Turnovers	-

CAREER STATS

Year	GP-GS	G	A	Pts	Sh	Pct.	GB	TO	CT	Pen
2017	-	-	-	-	-	-	-	-	-	-
Total	-	-	-	-	-	-	-	-	-	-

NICK SPILLANE #37

SOPHOMORE | MIDFIELD | 5-10 | 165
FRANKLIN SQUARE, NY. | CAREY

GAME-BY-GAME STATS

GAME	G	A	Pts	Sh	Up	GB	TO	CT
ROBERT MORRIS								
at Hobart								
CORNELL								
at Villanova								
PENN								
FURMAN								
at Harvard								
FAIRFIELD								
CLEVELAND STATE								
OHIO STATE								
at Maryland								
at Johns Hopkins								
RUTGERS								
at Michigan								

SEASON HIGHS

Points	-
Goals	-
Assist	-
Shots	-
Ground Balls	-
Caused Turnovers	-

CAREER HIGHS

Points	2	2x, last vs. Johns Hopkins (4/17)
Goals	1	4x, last at Rutgers (4/22)
Assist	1	2x, last vs. Johns Hopkins (4/17)
Shots	4	vs. Robert Morris (2/6)
Ground Balls	1	2x, last vs. Johns Hopkins (4/17)
Caused Turnovers	N/A	N/A

CAREER STATS

Year	GP-GS	G	A	Pts	Sh	Pct.	GB	TO	CT	Pen
2016	10-0	4	2	6	15	.267	2	2	0	0-0:00
2017	-	-	-	-	-	-	-	-	-	-
Total	10-0	4	2	6	15	.267	2	2	0	0-0:00

PLAYER BIOS

BRANDON STERN #36

SOPHOMORE | MIDFIELD | 5-11 | 175
CHERRY HILL, N.J. | CHERRY HILL EAST

GAME-BY-GAME STATS

GAME	G	A	Pts	Sh	Up	GB	TO	CT
ROBERT MORRIS								
at Hobart								
CORNELL								
at Villanova								
PENN								
FURMAN								
at Harvard								
FAIRFIELD								
CLEVELAND STATE								
OHIO STATE								
at Maryland								
at Johns Hopkins								
RUTGERS								
at Michigan								

SEASON HIGHS

Points	-
Goals	-
Assist	-
Shots	-
Ground Balls	-
Caused Turnovers	-

CAREER HIGHS

Points	N/A	N/A
Goals	N/A	N/A
Assist	N/A	N/A
Shots	N/A	N/A
Ground Balls	1	4x, last vs. Johns Hopkins (4/17/16)
Caused Turnovers	1	vs. Hobart (2/13/16)

CAREER STATS

Year	GP-GS	G	A	Pts	Sh	Pct.	GB	TO	CT	Pen
2016	14-0	0	0	0	0	0	4	2	1	0-0:00
2017	-	-	-	-	-	-	-	-	-	-
Total	14-0	0	0	0	0	0	4	2	1	0-0:00

BARRETT SUTLEY #27

FRESHMAN | MIDFIELD | 6-2 | 197
OWINGS MILLS, MD. | THE MCDONOGH SCHOOL

GAME-BY-GAME STATS

GAME	G	A	Pts	Sh	Up	GB	TO	CT
ROBERT MORRIS								
at Hobart								
CORNELL								
at Villanova								
PENN								
FURMAN								
at Harvard								
FAIRFIELD								
CLEVELAND STATE								
OHIO STATE								
at Maryland								
at Johns Hopkins								
RUTGERS								
at Michigan								

SEASON HIGHS

Points	-
Goals	-
Assist	-
Shots	-
Ground Balls	-
Caused Turnovers	-

CAREER STATS

Year	GP-GS	G	A	Pts	Sh	Pct.	GB	TO	CT	Pen
2017	-	-	-	-	-	-	-	-	-	-
Total	-	-	-	-	-	-	-	-	-	-

MIKE SUTTON #39

SENIOR | MIDFIELD | 5-9 | 194
SEWELL, N.J. | ST. AUGUSTINE PREP

GAME-BY-GAME STATS

GAME	G	A	Pts	Sh	Up	GB	TO	CT
ROBERT MORRIS								
at Hobart								
CORNELL								
at Villanova								
PENN								
FURMAN								
at Harvard								
FAIRFIELD								
CLEVELAND STATE								
OHIO STATE								
at Maryland								
at Johns Hopkins								
RUTGERS								
at Michigan								

SEASON HIGHS

Points	-
Goals	-
Assist	-
Shots	-
Ground Balls	-
Caused Turnovers	-

CAREER HIGHS

Points	5	at Drexel (4/5/14)
Goals	5	at Drexel (4/5/14)
Assist	1	7x, last vs. Johns Hopkins (4/17/16)
Shots	13	2x, last at Johns Hopkins (4/11/15)
Ground Balls	5	vs. Penn (2/28/15)
Caused Turnovers	2	vs. Rutgers (4/19/15)

CAREER STATS

Year	GP-GS	G	A	Pts	Sh	Pct.	GB	TO	CT	Pen
2014	6-4	13	1	14	41	.317	5	12	1	0-0:00
2015	14-13	24	4	28	100	.240	27	21	2	1-0:30
2016	15-11	19	2	21	69	.275	16	6	1	1-1:00
2017	-	-	-	-	-	-	-	-	-	-
Total	35-28	56	7	63	210	.267	48	39	4	2-1:30

TRIPP TRAYNOR #33

JUNIOR | MIDFIELD | 5-11 | 170
DOWNTON, PA. | MALVERN PREP

GAME-BY-GAME STATS

GAME	G	A	Pts	Sh	Up	GB	TO	CT
ROBERT MORRIS								
at Hobart								
CORNELL								
at Villanova								
PENN								
FURMAN								
at Harvard								
FAIRFIELD								
CLEVELAND STATE								
OHIO STATE								
at Maryland								
at Johns Hopkins								
RUTGERS								
at Michigan								

SEASON HIGHS

Points	-
Goals	-
Assist	-
Shots	-
Ground Balls	-
Caused Turnovers	-

CAREER HIGHS

Points	1	Vermont (2/7/15)
Goals	1	Vermont (2/7/15)
Assist	N/A	N/A
Shots	1	Vermont (2/7/15)
Ground Balls	2	3x, last vs. Johns Hopkins (4/17/16)
Caused Turnovers	N/A	N/A

CAREER STATS

Year	GP-GS	G	A	Pts	Sh	Pct.	GB	TO	CT	Pen
2015	5-0	1	0	1	3	.333	1	1	0	0-0:00
2016	15-0	0	0	0	0	.000	11	1	2	1-1:00
2017	-	-	-	-	-	-	-	-	-	-
Total	20-0	1	0	1	3	.333	12	2	2	1-1:00

PETER TRIOLO #45

SENIOR | DEFENSE | 6-1 | 188
SMITHTOWN, NY. | SMITHTOWN EAST

GAME-BY-GAME STATS

GAME	G	A	Pts	Sh	Up	GB	TO	CT
ROBERT MORRIS								
at Hobart								
CORNELL								
at Villanova								
PENN								
FURMAN								
at Harvard								
FAIRFIELD								
CLEVELAND STATE								
OHIO STATE								
at Maryland								
at Johns Hopkins								
RUTGERS								
at Michigan								

SEASON HIGHS

Points	-
Goals	-
Assist	-
Shots	-
Ground Balls	-
Caused Turnovers	-

CAREER HIGHS

Points	1	vs. Robert Morris (2/6/16)
Goals	N/A	N/A
Assist	1	vs. Robert Morris (2/6/16)
Shots	N/A	N/A
Ground Balls	5	at Johns Hopkins (4/11/15)
Caused Turnovers	2	vs. Villanova (2/27/16)

CAREER STATS

Year	GP-GS	G	A	Pts	Sh	Pct.	GB	TO	CT	Pen
2014	11-0	0	0	0	0	.000	2	1	1	0-0:00
2015	13-10	0	0	0	0	.000	14	0	4	3-2:30
2016	15-15	0	1	1	0	.000	14	4	9	2-2:00
2017	-	-	-	-	-	-	-	-	-	-
Total	39-25	0	1	1	0	.000	30	5	14	5-4:30

TOMMY WRIGHT #23

SOPHOMORE | DEFENSE | 6-0 | 185
GARDEN CITY, NY. | GARDEN CITY

GAME-BY-GAME STATS

GAME	G	A	Pts	Sh	Up	GB	TO	CT
ROBERT MORRIS								
at Hobart								
CORNELL								
at Villanova								
PENN								
FURMAN								
at Harvard								
FAIRFIELD								
CLEVELAND STATE								
OHIO STATE								
at Maryland								
at Johns Hopkins								
RUTGERS								
at Michigan								

SEASON HIGHS

Points	-
Goals	-
Assist	-
Shots	-
Ground Balls	-
Caused Turnovers	-

CAREER HIGHS

Points	1	vs. Hobart (2/13/16)
Goals	N/A	N/A
Assist	1	vs. Hobart (2/13/16)
Shots	1	2x last at Penn (3/5/16)
Ground Balls	3	vs. Hobart (2/13/16)
Caused Turnovers	1	2x last at Penn (3/5/16)

CAREER STATS

Year	GP-GS	G	A	Pts	Sh	Pct.	GB	TO	CT	Pen
2016	6-0	0	1	1	2	.000	8	3	2	0-0:00
2017	-	-	-	-	-	-	-	-	-	-
Total	6-0	0	1	1	2	.000	8	3	2	0-0:00

2016 COMBINED STATS

RECORD:	OVERALL	HOME	AWAY	NEUTRAL
ALL GAMES	8-7	4-4	3-2	1-1
CONFERENCE	2-3	1-2	1-1	0-0
NON-CONFERENCE	6-4	3-2	2-1	1-1

Date	Opponent	Score	Att.
Feb 06	ROBERT MORRIS	w 20-7	401
Feb 13	HOBART	w 17-12	529
Feb 20	at #18 Cornell	w 8-7	1241
Feb 27	VILLANOVA	L 9-19	580
Mar 05	at Penn	L 7-11	1093
Mar 08	at Furman	w 16-7	415
Mar 12	#8 HARVARD	wot 13-12	640
Mar 19	UMASS	L 9-11	587
Mar 26	vs #1 Denver	w 15-10	6516
* Apr 03	at OSU	w 6-5	1180
* Apr 10	#5 MARYLAND	Lot 10-11	1180
* Apr 17	#17 JOHNS HOPKINS	Lot 11-12	2708
* Apr 22	at RU	L 14-15	2328
* Apr 30	MICHIGAN	w 14-9	1735
May 05	vs #3 Maryland	L 9-16	0

TEAM STATISTICS	PSU	OPP
SHOT STATISTICS		
Goals-Shot attempts	178-519	164-552
Goals scored per game	11.87	10.93
Shot pct.	.343	.297
SHOTS on goal-Attempts	335-519	306-552
SOG pct.	.645	.554
Shots/Game	34.6	36.8
Assists	108	88
MAN-UP OPPORTUNITIES		
Goals-Opportunities	15-32	16-31
Conversion Percent	.469	.516
GOAL BREAKDOWN		
Total Goals	178	164
Man-up	15	16
Man-down	1	1
Unassisted	70	78
Overtime	1	2
Goals scored average	11.78	10.85
GROUND BALLS		
TURNOVERS	157	191
CAUSED TURNOVERS	79	80
FACEOFFS (W-L)		
Faceoff W-L Pct.	185-394	209-394
	.470	.530
CLEARARS		
Clear Pct.	199-221	201-232
	.900	.866
PENALTIES		
Number	32	35
Minutes	27:00	27:00
ATTENDANCE		
Total	8360	6257
Dates/Avg Per Date	8/1045	5/1251
Neutral Site #/Avg	2/3258	

## PLAYER	GP	G	A	Pts	Sh	Up	Dn	GB	Faceoff
10 Aponte, Nick	15	30	19	49	69	0	0	19	0-0
29 Sanders, TJ	15	28	15	43	80	1	0	14	0-0
1 Ament, Grant	15	20	34	54	51	3	0	21	0-0
8 Florence, Matt	15	20	4	24	60	1	0	10	0-0
39 Sutton, Mike	15	19	2	21	69	2	0	16	0-0
5 Hill, Kevin	15	14	5	19	32	6	0	9	0-0
35 Craig, Dan	15	12	7	19	36	0	0	7	0-0
6 Keenan, Ryan	15	10	9	19	36	0	0	5	0-0
22 Prestreau, Brian	13	7	2	9	23	2	0	3	0-0
28 Spillane, Nick	10	4	2	6	15	0	0	2	0-0
31 Fox, Kevin	11	3	0	3	3	0	0	21	1-3
15 Black, Robby	3	3	0	3	4	0	0	2	0-0
13 Chakey, James	15	2	2	4	4	0	0	23	0-1
42 Nowoswiat, Jimmy	3	2	1	3	4	0	0	0	0-0
16 Burke, James	10	1	0	1	7	0	1	25	0-0
44 Lombardi, Billy	14	1	0	1	1	0	0	37	104-219
2 Wellman, Josh	9	1	0	1	3	0	0	20	63-119
11 Donnelly, Matt	6	1	0	1	5	0	0	3	0-0
40 Von Nessen, John	1	0	0	0	0	0	0	0	1-4
41 Scollins, Trevor	3	0	0	0	0	0	0	2	0-0
43 Young, Chris	6	0	0	0	1	0	0	2	9-27
45 Triolo, Peter	15	0	1	1	0	0	0	14	0-0
38 Kreinz, Drake	2	0	0	0	0	0	0	3	7-20
36 Stern, Brandon	14	0	0	0	0	0	0	4	0-0
33 Traynor, Tripp	15	0	0	0	0	0	0	11	0-0
32 Lamela, Dean	2	0	0	0	0	0	0	1	0-0
30 Ryan, Drew	1	0	0	0	1	0	0	0	0-0
27 Petkevich, Drew	1	0	0	0	0	0	0	0	0-0
25 Sabia, Christopher	15	0	0	0	0	0	0	26	0-0
24 Chambers, Tyler	11	0	0	0	1	0	0	3	0-0
21 McClain, Michel	2	0	0	0	0	0	0	0	0-0
20 Pearl, Hunter	2	0	0	0	1	0	0	0	0-0
19 Schreiner, Will	15	0	0	0	0	0	0	23	0-0
18 Maloney, Lucas	2	0	0	0	2	0	0	0	0-0
17 Aronow, Mike	15	0	0	0	0	0	0	24	0-0
12 Butler, Tyler	2	0	0	0	0	0	0	1	0-0
9 Guittare, Ryan	13	0	0	0	0	0	0	6	0-0
7 Peck, Tanner	6	0	4	4	8	0	0	0	0-0
4 Isenberg, Chris	14	0	0	0	1	0	0	15	0-1
3 O'Neill, Tommy	15	0	0	0	0	0	0	25	0-0
23 Wright, Tommy	6	0	1	1	2	0	0	8	0-0
Total	15	178	108	286	519	15	1	406	185-394
Opponents	15	164	88	252	552	16	1	450	209-394

## Goalie	GP	Min.	GA	GAAvg	Save	Pct	W-L-T
41 Scollins, Trevor	3	43:59	6	8.18	7	.538	0-0-0
19 Schreiner, Will	15	854:16	155	10.89	131	.458	8-7-0
20 Pearl, Hunter	1	8:44	3	20.61	4	.571	0-0-0
Total	15	906:59	164	10.85	142	.464	8-7-0
Opponents	15	906:59	178	11.78	157	.469	7-8-0

Goals by Period	1st	2nd	3rd	4th	OT	Total
Penn State	47	46	46	38	1	178
Opponents	40	44	38	40	2	164

Saves by Period	1st	2nd	3rd	4th	OT	Total
Penn State	40	30	31	39	2	142
Opponents	43	32	37	44	1	157

Shots by Period	1st	2nd	3rd	4th	OT	Total
Penn State	115	138	133	129	4	519
Opponents	156	146	114	132	4	552

Shots on Goal	1st	2nd	3rd	4th	OT	Total
Penn State	90	78	83	82	2	335
Opponents	80	74	69	79	4	306

2016 INDIVIDUAL STATS

Overall: 8-7 Conf: 2-3 Home: 4-4 Away: 3-2 Neut: 1-1

##	Player	gp-gs	g	a	pts	sh	sh%	sog	sog%	up	dn	gb	t/o	ct	faceoff	pct	pen-min
10	Aponte, Nick	15-15	30	19	49	69	.435	52	.754	0	0	19	21	7	-	-	1-1.0
29	Sanders, TJ	15-15	28	15	43	80	.350	54	.675	1	0	14	9	0	-	-	2-1.5
1	Ament, Grant	15-15	20	34	54	51	.392	33	.647	3	0	21	17	2	-	-	-
8	Florence, Matt	15-15	20	4	24	60	.333	36	.600	1	0	10	16	0	-	-	-
39	Sutton, Mike	15-11	19	2	21	69	.275	34	.493	2	0	16	6	1	-	-	1-1.0
5	Hill, Kevin	15-0	14	5	19	32	.438	28	.875	6	0	9	5	0	-	-	-
35	Craig, Dan	15-15	12	7	19	36	.333	27	.750	0	0	7	8	0	-	-	1-1.0
6	Keenan, Ryan	15-0	10	9	19	36	.278	25	.694	0	0	5	5	2	-	-	2-2.0
22	Prestreau, Brian	13-4	7	2	9	23	.304	12	.522	2	0	3	2	0	-	-	-
28	Spillane, Nick	10-0	4	2	6	15	.267	7	.467	0	0	2	2	0	-	-	-
31	Fox, Kevin	11-0	3	0	3	3	1.000	3	1.000	0	0	21	2	5	1-3	.333	2-1.0
15	Black, Robby	3-0	3	0	3	4	.750	3	.750	0	0	2	0	0	-	-	-
13	Chakey, James	15-0	2	2	4	4	.500	3	.750	0	0	23	1	4	0-1	.000	2-1.5
42	Nowoswiat, Jimmy	3-0	2	1	3	4	.500	3	.750	0	0	0	3	0	-	-	-
11	Donnelly, Matt	6-0	1	0	1	5	.200	2	.400	0	0	3	2	0	-	-	-
16	Burke, James	10-0	1	0	1	7	.143	4	.571	0	1	25	4	7	-	-	1-1.0
44	Lombardi, Billy	14-0	1	0	1	1	1.000	1	1.000	0	0	37	7	0	104-219	.475	1-1.0
2	Wellman, Josh	9-0	1	0	1	3	.333	2	.667	0	0	20	3	0	63-119	.529	1-0.5
9	Guittare, Ryan	13-0	0	0	0	0	.000	0	.000	0	0	6	2	1	-	-	3-4.0
7	Peck, Tanner	6-0	0	4	4	8	.000	2	.250	0	0	0	5	0	-	-	-
41	Scollins, Trevor	3-0	0	0	0	0	.000	0	.000	0	0	2	0	0	-	-	-
19	Schreiner, Will	15-15	0	0	0	0	.000	0	.000	0	0	23	5	2	-	-	-
20	Pearl, Hunter	2-0	0	0	0	1	.000	1	1.000	0	0	0	1	0	-	-	-
12	Butler, Tyler	2-0	0	0	0	0	.000	0	.000	0	0	1	1	0	-	-	-
17	Aronow, Mike	15-15	0	0	0	0	.000	0	.000	0	0	24	3	13	-	-	4-2.5
18	Maloney, Lucas	2-0	0	0	0	2	.000	0	.000	0	0	0	0	0	-	-	-
4	Isenberg, Chris	14-0	0	0	0	1	.000	1	1.000	0	0	15	0	3	0-1	.000	1-1.0
3	O'Neill, Tommy	15-0	0	0	0	0	.000	0	.000	0	0	25	3	3	-	-	1-1.0
21	McClain, Michel	2-0	0	0	0	0	.000	0	.000	0	0	0	0	0	-	-	-
24	Chambers, Tyler	11-0	0	0	0	1	.000	1	1.000	0	0	3	0	1	-	-	1-0.5
25	Sabia, Christopher	15-15	0	0	0	0	.000	0	.000	0	0	26	2	12	-	-	3-2.5
27	Petkevich, Drew	1-0	0	0	0	0	.000	0	.000	0	0	0	1	0	-	-	-
30	Ryan, Drew	1-0	0	0	0	1	.000	0	.000	0	0	0	0	0	-	-	-
32	Lamela, Dean	2-0	0	0	0	0	.000	0	.000	0	0	1	0	1	-	-	-
33	Traynor, Tripp	15-0	0	0	0	0	.000	0	.000	0	0	11	1	2	-	-	1-1.0
36	Stern, Brandon	14-0	0	0	0	0	.000	0	.000	0	0	4	2	1	-	-	-
38	Kreinz, Drake	2-0	0	0	0	0	.000	0	.000	0	0	3	0	0	7-20	.350	1-0.5
43	Young, Chris	6-0	0	0	0	1	.000	0	.000	0	0	2	2	1	9-27	.333	1-0.5
23	Wright, Tommy	6-0	0	1	1	2	.000	1	.500	0	0	8	3	2	-	-	-
40	Von Nessen, John	1-0	0	0	0	0	.000	0	.000	0	0	0	0	0	1-4	.250	-
45	Triolo, Peter	15-15	0	1	1	0	.000	0	.000	0	0	14	4	9	-	-	2-2.0
Total		15	178	108	286	519	.343	335	.645	15	1	406	157	79	185-394	.470	32-27.0
Opponents		15	164	88	252	552	.297	306	.554	16	1	450	191	80	209-394	.530	35-27.0

##	Goalie	gp-gs	min	ga	gaavg	saves	pct	w	l	t	shots faced
41	Scollins, Trevor	3-0	43:59	6	8.18	7	.538	0	0	0	20
19	Schreiner, Will	15-15	854:16	155	10.89	131	.458	8	7	0	523
20	Pearl, Hunter	1-0	8:44	3	20.61	4	.571	0	0	0	9
Total		15	906:59	164	10.85	142	.464	8	7	0	552
Opponents		15	906:59	178	11.78	157	.469	7	8	0	519

Goals by Period	1st	2nd	3rd	4th	OT	Total
Penn State	47	46	46	38	1	178
Opponents	40	44	38	40	2	164

Saves by Period	1st	2nd	3rd	4th	OT	Total
Penn State	40	30	31	39	2	142
Opponents	43	32	37	44	1	157

Shots by Period	1st	2nd	3rd	4th	OT	Total
Penn State	115	138	133	129	4	519
Opponents	156	146	114	132	4	552

Attendance Summary	PSU	Opponent
Total	8360	6257
Dates/Avg Per Date	8/1045	5/1251
Neutral Site #/Avg	2/3258	

Shots on Goal	1st	2nd	3rd	4th	OT	Total
Penn State	90	78	83	82	2	335
Opponents	80	74	69	79	4	306

CLEARs: Penn State -- 199-221 .900, Opponents -- 201-232 .866.
 MAN-UP OPPS: Penn State -- 15-32 .469, Opponents -- 16-31 .516.

2016 STAT LEADERS

##	Points	GP	G	A	Pts	Shots
1	Ament, Grant	15	20	34	54	51
10	Aponte, Nick	15	30	19	49	69
29	Sanders, TJ	15	28	15	43	80
8	Florence, Matt	15	20	4	24	60
39	Sutton, Mike	15	19	2	21	69

##	Goals	GP	G	A	Pts	Shots
10	Aponte, Nick	15	30	19	49	69
29	Sanders, TJ	15	28	15	43	80
1	Ament, Grant	15	20	34	54	51
8	Florence, Matt	15	20	4	24	60
39	Sutton, Mike	15	19	2	21	69

##	Assists	GP	G	A	Pts	Shots
1	Ament, Grant	15	20	34	54	51
10	Aponte, Nick	15	30	19	49	69
29	Sanders, TJ	15	28	15	43	80
6	Keenan, Ryan	15	10	9	19	36
35	Craig, Dan	15	12	7	19	36

##	Ground Balls	GP	No.
44	Lombardi, Billy	14	37
25	Sabia, Christopher	15	26
3	O'Neill, Tommy	15	25
16	Burke, James	10	25
17	Aronow, Mike	15	24

##	Man-Up Goals	GP	No.
5	Hill, Kevin	15	6
1	Ament, Grant	15	3
39	Sutton, Mike	15	2
22	Prestreau, Brian	13	2
8	Florence, Matt	15	1

##	Man-Down Goals	GP	No.
16	Burke, James	10	1

##	Faceoff Pct.	GP	Won	Att	Pct.
2	Wellman, Josh	9	63	119	.529
44	Lombardi, Billy	14	104	219	.475
38	Kreinz, Drake	2	7	20	.350
43	Young, Chris	6	9	27	.333

##	Shots	GP	G	A	Shots	Shot%
29	Sanders, TJ	15	28	15	80	.350
10	Aponte, Nick	15	30	19	69	.435
39	Sutton, Mike	15	19	2	69	.275
8	Florence, Matt	15	20	4	60	.333
1	Ament, Grant	15	20	34	51	.392

##	Shot Pct.	GP	G	A	Shots	Shot%
31	Fox, Kevin	11	3	0	3	1.000
44	Lombardi, Billy	14	1	0	1	1.000
15	Black, Robby	3	3	0	4	.750
42	Nowoswiat, Jimmy	3	2	1	4	.500
13	Chakey, James	15	2	2	4	.500

##	Shots on Goal	GP	G	A	Shots	SOG	SOG%
29	Sanders, TJ	15	28	15	80	54	.675
10	Aponte, Nick	15	30	19	69	52	.754
8	Florence, Matt	15	20	4	60	36	.600
39	Sutton, Mike	15	19	2	69	34	.493
1	Ament, Grant	15	20	34	51	33	.647

##	Shots on Goal Pct.	GP	G	A	Shots	SOG	SOG%
31	Fox, Kevin	11	3	0	3	3	1.000
44	Lombardi, Billy	14	1	0	1	1	1.000
4	Isenberg, Chris	14	0	0	1	1	1.000
20	Pearl, Hunter	2	0	0	1	1	1.000
24	Chambers, Tyler	11	0	0	1	1	1.000

##	Caused Turnovers	GP	No.
17	Aronow, Mike	15	13
25	Sabia, Christopher	15	12
45	Triolo, Peter	15	9
16	Burke, James	10	7
10	Aponte, Nick	15	7

##	Penalties	GP	No.
17	Aronow, Mike	15	4
25	Sabia, Christopher	15	3
9	Guittare, Ryan	13	3
29	Sanders, TJ	15	2
45	Triolo, Peter	15	2

##	Penalty Minutes	GP	No.
9	Guittare, Ryan	13	4.0
25	Sabia, Christopher	15	2.5
17	Aronow, Mike	15	2.5
6	Keenan, Ryan	15	2.0
45	Triolo, Peter	15	2.0

2016 TEAM GAME-BY-GAME

TEAM STATISTICS

Date	Opponent	Score	G	A	Pts	Sh	Sog	UP	DN	GB	TO	CT	Faceoff	Pen-Min
Feb 06, 2016	ROBERT MORRIS	20-7	20	17	37	46	33	1	0	47	8	4	17-29	2-1.5
Feb 13, 2016	HOBART	17-12	17	8	25	40	29	1	0	28	8	8	16-33	0-0.0
Feb 20, 2016	Cornell	8-7	8	5	13	29	16	0	0	16	9	6	5-19	1-0.5
Feb 27, 2016	VILLANOVA	9-19	9	5	14	34	21	1	0	17	6	6	6-32	5-4.0
Mar 05, 2016	Penn	7-11	7	1	8	32	22	0	0	35	15	4	15-22	3-2.5
Mar 08, 2016	Furman	16-7	16	9	25	38	22	2	0	24	12	6	14-25	1-1.0
Mar 12, 2016	HARVARD	13-12	13	11	24	33	23	1	0	36	14	8	18-29	4-3.5
Mar 19, 2016	UMASS	9-11	9	6	15	21	13	2	0	21	12	7	8-24	3-2.5
Mar 26	Denver	15-10	15	9	24	32	23	1	0	31	10	7	13-28	1-2.0
Apr 03, 2016	OSU	6-5	6	4	10	31	19	0	0	20	5	1	6-15	2-1.5
Apr 10, 2016	MARYLAND	10-11	10	4	14	36	24	1	0	23	8	2	10-25	3-2.0
Apr 17, 2016	JOHNS HOPKINS	11-12	11	7	18	41	20	0	0	25	16	2	15-26	3-2.5
Apr 22, 2016	RU	14-15	14	5	19	36	22	0	1	27	15	3	18-32	1-1.0
Apr 30, 2016	MICHIGAN	14-9	14	11	25	38	26	3	0	33	10	9	7-26	2-1.5
May 05, 2016	Maryland	9-16	9	6	15	32	22	2	0	23	9	6	17-29	1-1.0
		178-164	178	108	286	519	335	15	1	406	157	79	185-394	32-27.0
Opponent			164	88	252	552	306	16	1	450	191	80	209-394	35-27.0

TEAM PER-GAME

Games played: 15

Shots per game: 34.60; Goals per game: 11.87

Assists per game: 7.20; Points per game: 19.07

Shot pct: .343; SOG pct: .645


Faceoff W-L pct: .470; Clear pct.: 0.900

Date	Opponent	Score	Minutes	GA	GAAvg	Saves	Save%	W	L	T	Faced
Feb 06, 2016	ROBERT MORRIS	20-7	60:00	7	7.00	12	.632	1	0	0	31
Feb 13, 2016	HOBART	17-12	60:00	12	9.50	8	.400	1	0	0	34
Feb 20, 2016	Cornell	8-7	60:00	7	8.67	7	.500	1	0	0	37
Feb 27, 2016	VILLANOVA	9-19	60:00	19	11.25	10	.345	0	1	0	44
Mar 05, 2016	Penn	7-11	60:00	11	11.20	9	.450	0	1	0	38
Mar 08, 2016	Furman	16-7	60:00	7	10.50	10	.588	1	0	0	26
Mar 12, 2016	HARVARD	13-12	61:01	12	10.69	10	.455	1	0	0	36
Mar 19, 2016	UMASS	9-11	60:00	11	10.73	5	.312	0	1	0	41
Mar 26	Denver	15-10	60:00	10	10.65	6	.375	1	0	0	27
Apr 03, 2016	OSU	6-5	60:00	5	10.08	15	.750	1	0	0	38
Apr 10, 2016	MARYLAND	10-11	64:00	11	10.11	8	.421	0	1	0	36
Apr 17, 2016	JOHNS HOPKINS	11-12	61:58	12	10.23	12	.500	0	1	0	43
Apr 22, 2016	RU	14-15	60:00	15	10.60	10	.400	0	1	0	40
Apr 30, 2016	MICHIGAN	14-9	60:00	9	10.48	12	.571	1	0	0	45
May 05, 2016	Maryland	9-16	60:00	16	10.85	8	.333	0	1	0	36
		178-164	906:59	164	10.85	142	.464	8	7	0	552
Opponent			906:59	178	10.85	157	.469	7	8	0	519

2017 PENN STATE MEN'S LACROSSE TV/RADIO ROSTER




GRANT AMENT
#1 | SO. | ATTACK




NICK APONTE
#10 | SR. | MIDFIELD




GERARD ARCERI
#40 | FR. | MIDFIELD




MIKE ARONOW
#17 | JR. | DEFENSE



ROBBY BLACK
#15 | SO. | MIDFIELD



TYLER BUTLER
#12 | JR. | DEFENSE



NICK CARDILE
#43 | FR. | DEFENSE



TYLER CHAMBERS
#24 | SR. | MIDFIELD



TJ CONNELLAN
#2 | FR. | DEFENSE



DAN CRAIG
#35 | SR. | MIDFIELD



MATT DONNELLY
#11 | SO. | MIDFIELD



MATTHEW FISHER
#26 | FR. | MIDFIELD



MATT FLORENCE
#8 | RS-SR. | MIDFIELD



DYLAN FOULDS
#14 | RS-FR. | ATTACK



KEVIN FOX
#31 | SO. | DEFENSE



KEVIN HILL
#5 | SO. | MIDFIELD



CHRIS ISENBERG
#4 | JR. | MIDFIELD



RYAN KEENAN
#6 | JR. | MIDFIELD




COLBY KNEESE
#34 | FR. | GOALIE




DRAKE KREINZ
#38 | RS-SR. | MIDFIELD



DEAN LAMELA
#32 | SO. | DEFENSE



BILLY LOMBARDI
#44 | SR. | MIDFIELD




NICK MCEVOY
#9 | FR. | MIDFIELD




JIMMY NOWOSWIAT
#42 | SO. | ATTACK



MAC O'KEEFE
#3 | FR. | ATTACK



HUNTER PEARL
#20 | JR. | GOALIE/DEF



TANNER PECK
#7 | JR. | ATTACK



BRIAN PRESTREAU
#22 | SR. | MIDFIELD



JACK RUSBOLDT
#28 | FR. | GOALIE



CHRIS SABIA
#25 | SO. | DEFENSE



MITCH SCHAEFER
#37 | FR. | MIDFIELD



WILL SCHREINER
#19 | JR. | GOALIE




TREVOR SCOLLINS
#41 | SO. | GOALIE




MATT SEXTON
#16 | RS-SR. | MIDFIELD



CONOR SMITH
#29 | FR. | ATTACK



NICK SPILLANE
#13 | SO. | MIDFIELD




BRANDON STERN
#36 | SO. | MIDFIELD




BARRETT SUTLEY
#27 | FR. | MIDFIELD




MIKE SUTTON
#39 | SR. | MIDFIELD



TRIPP TRAYNOR
#33 | JR. | MIDFIELD



PETER TRIOLO
#45 | SR. | DEFENSE



TOMMY WRIGHT
#23 | SO. | DEFENSE




JEFF TAMBRONI
HEAD COACH



PETER TONER
ASSOCIATE HEAD COACH



CHRIS DOCTOR
ASSISTANT COACH



DAVID SHRIVER
DIRECTOR OF OPS