

# PENN STATE

## 2015 BASEBALL



GoPSUsports.com // ONE TEAM

## Game Notes

### Penn State at No. 7 South Carolina

Penn State (1-8, 0-0 Big Ten) at South Carolina (12-3, 0-0 SEC)  
Carolina Stadium - Columbia, S.C. - Mar. 10-11, 2015

**Tuesday, Mar. 10 - 7:00 p.m.**

LHP Geoff Boylston (0-0, 0.00 ERA) vs. LHP Josh Reagan (0-0, 4.26 ERA)

**Wednesday, Mar. 11 - 7:00 p.m.**

TBD vs. TBD

**Up to Bat:** Fresh off its first win of the season, Penn State continues its spring break trip with its second stop, challenging perennial college baseball power South Carolina in a two-game series Tuesday and Wednesday. First pitch for both games is set for 7 p.m. on SEC Network+

**Coverage:** *Live video* will be available on SEC Network+ through WatchESPN.com. *Gametracker (live stats)* will be available on GoPSUsports.com.

**All-Time Series vs. South Carolina:** This is the first meeting between the two teams in nearly 103 years, as the teams split a two-game series back in 1912. The location of the games is unknown, but regardless, this is Penn State's first visit to Carolina Ballpark, which was constructed in 2009.

**On Deck:** Penn State will conclude its spring break trip at the Liberty Invitational in Lynchburg, Va., playing Western Carolina Friday before challenging host Liberty Saturday and Sunday.

**Gamecocks at a glance:** South Carolina is ranked as high as seventh by the NCBWA, D1Baseball.com and USA Today Coaches' polls. The Gamecocks are 12-3 and winners of their last five games, with Elliot Caldwell leading the team with a .357 batting average, while Kyle Martin is batting .340 with two home runs and a team-best 15 RBIs, and Alex Destino is batting .327 with three home runs and 15 RBIs. USC was picked to finish third in the Eastern Division of the SEC, and is coming off its first NCAA Regional loss (Maryland) since 2009. The Gamecocks have reached the College World Series 11 times in its program history, winning it all in 2010 and 2011.

**Last Time Out:** Penn State claimed the finale of a three-game series at Charleston Southern for its first win of the season, 18-6. Led by a 4-for-5 day at the plate

(1-8 Overall, 0-0 Big Ten)

DATE	OPPONENT	TIME/RES.
Feb. 13	at Elon	L, 15-16
14	at Elon	L, 2-7
14	at Elon	L, 6-11
20	at #23 Texas A&M	L, 3-9
21	at #23 Texas A&M	L, 2-15
22	at #23 Texas A&M	L, 2-5
27	at NC State	Canceled
28	vs. Cincinnati <sup>1</sup>	Canceled
Mar. 1	vs. Notre Dame <sup>1</sup>	Canceled
6	at Charleston Southern	L, 0-2
7	at Charleston Southern	L, 5-7
8	at Charleston Southern	W, 18-6
10	at #8 South Carolina	7:00 p.m.
11	at #8 South Carolina	7:00 p.m.
13	vs. Western Carolina <sup>2</sup>	1:00 p.m.
14	at Liberty	1:00 p.m.
15	at Liberty	1:00 p.m.
17	at Pittsburgh	6:30 p.m.
18	CANISIUS	5:30 P.M.
20	INDIANA *	5:30 P.M.
21	INDIANA *	2:00 P.M.
22	INDIANA *	1:00 P.M.
25	VILLANOVA	6:30 P.M.
27	CENTRAL CONN. ST.	5:30 P.M.
28	CENTRAL CONN. ST.	12:00 P.M.
29	CENTRAL CONN. ST.	1:00 P.M.
31	BINGHAMTON	6:30 P.M.
Apr. 1	KENT STATE	6:30 P.M.
3	at Ohio State *	6:35 p.m.
4	at Ohio State *	3:05 p.m.
5	at Ohio State *	1:05 p.m.
7	BUCKNELL	6:30 P.M.
8	LAFAYETTE	6:30 P.M.
10	MICHIGAN *	6:30 P.M.
11	MICHIGAN *	2:00 P.M.
12	MICHIGAN *	1:00 P.M.
14	at West Virginia	6:05 p.m.
15	BUCKNELL	6:30 P.M.
17	at Minnesota *	7:00 p.m.
18	at Minnesota *	2:00 p.m.
19	at Minnesota *	2:00 p.m.
21	at Kent State	6:00 p.m.
24	ILLINOIS *	6:30 P.M.
25	ILLINOIS *	2:00 P.M.
26	ILLINOIS *	1:00 P.M.
29	PITTSBURGH	6:30 P.M.
May 1	RUTGERS *	6:30 P.M.
2	RUTGERS *	2:00 P.M.
3	RUTGERS *	1:00 P.M.
8	at Michigan State *	3:05 p.m.
9	at Michigan State *	1:05 p.m.
10	at Michigan State *	1:05 p.m.
14	at Purdue *	6:00 p.m.
15	at Purdue *	1:00 p.m.
16	at Purdue *	1:00 p.m.
20-24	Big Ten Tournament <sup>3</sup>	TBD

All times Eastern and subject to change

HOME GAMES - \* Big Ten game

<sup>1</sup>USA Baseball/Notre Dame Classic (Cary, N.C.)

<sup>2</sup>Liberty Invitational (Lynchburg, Va.)

<sup>3</sup>Target Field (Minneapolis, Minn.)

### SERIES HISTORY



**Tied, 1-1**

At South Carolina	0-0
At Penn State	0-0
At Neutral Site	0-0
N/A	1-1

**Game-By-Game**

1912	N/A	W, 8-7
1912	N/A	L, 7-11



## QUICK FACTS

### GENERAL INFORMATION

Location ..... University Park, Pa.  
 Founded ..... 1855  
 Enrollment ..... 46,068  
 Colors ..... Blue and White  
 Fight Song ..... Fight On State  
 Conference ..... Big Ten  
 Nickname ..... Nittany Lions  
 President ..... Eric J. Barron  
 Director of Athletics ..... Sandy Barbour

### TEAM INFORMATION

2014 Record ..... 18-32  
 2014 Big Ten Record/Finish ..... 5-18/11th  
 Postseason ..... None  
 Letterwinners Returning/Lost ..... 19/13  
 Starters Returning/Lost ..... 7/2  
 Pitchers Returning/Lost ..... 8/6  
 Newcomers ..... 12  
 All-Time Record (Years) ..... 1,951-1,343-21 (126)  
 All-Time Big Ten Record (Years) ..... 293-338 (23)  
 NCAA Tournament Appearances ..... 19  
 NCAA Tournament Record ..... 25-24  
 NCAA Super Regional Appearances ..... 1  
 College World Series Appearances ..... 5  
 ..... (1952, 1957, 1959, 1963, 1973)  
 Best CWS Finish ..... Second (1957)  
 Last NCAA Tournament Appearance ..... 2000

### COACHING STAFF

Head Coach ..... Rob Cooper  
 PSU Record (Years) ..... 19-40 (2)  
 Career Record (Years) ..... 305-270 (11)  
 Assistant Coaches ..... Brian Anderson (Pitching)  
 ..... Ross Oeder (Infield)  
 Volunteer Assistant Coach ..... Blake Beemer

### STADIUM INFORMATION

Home Stadium ..... Medlar Field at Lubrano Park  
 First Season ..... 2007  
 Capacity ..... 5,406  
 Dimensions ..... 325-399-320  
 Press Box Phone ..... (814) 865-2552

### MEDIA RELATIONS INFORMATION

Baseball Contact ..... Mark Brumbaugh  
 Office Phone ..... (814) 863-1377  
 Cell Phone ..... (814) 441-9145  
 Fax ..... (814) 863-3165  
 Email ..... mgb28@psu.edu  
 Website ..... GoPSUsports.com  
 Twitter ..... @PennStateBASE  
 Instagram ..... @PennStateBASE  
 Facebook Page ..... facebook.com/pennstatebaseball

with two home runs and a team-record tying eight RBIs by Aaron Novak, Penn State broke a tie game open in the sixth inning. Despite a strong seven-inning start by **RHP Nick Hedge** Friday in the series opener, the Lions were unable to overcome CSU runs in the first two innings, as they were defeated, 2-0. PSU failed to score a run despite advancing a runner to third base with less than two outs four times, including loading the bases with no outs twice. The Nittany Lion offense got going Sunday with five runs, fighting back from early deficits to tie the game twice, but CSU scored two runs in the eighth to win 7-5.

**Super Novak:** On Sunday at Charleston Southern, Novak became the fourth Nittany Lion to tally eight RBIs in a game (first since 1984), as he tallied two home runs and doubled as part of a 4-for-5 day at the plate. The totals were career highs, and his eight RBIs matched a team record. It was also his first game of the season in the cleanup role. Novak had at least two hits in all three games this past weekend, going 8-for-12 (.667), and he also walked once and was hit by a pitch for a .714 weekend on-base percentage. Riding a seven-game hitting streak, Novak is currently batting .625 with a .690 on-base percentage this season, making him one of the hottest hitters in the nation. He is also slugging 1.083, and has a team-best three home runs and 10 RBIs.

**Rookies on the Mound:** Penn State has used eight first-year pitchers so far this season, and they have combined to account for 61.1 percent of innings pitched (44 2/3 IP). The Lion rotation includes two true freshmen: **LHP Taylor Lehman** and **RHP Nick Distasio**.

Both are from head coach Rob Cooper's first recruiting class. Lehman was drafted in the 34th round of the MLB draft in June by the Florida Marlins, but did not sign. He stands at a towering 6-8. Distasio and Lehman are both Pennsylvania natives. The top two relievers in terms of innings pitched used by Cooper are freshmen **Sal Biasi** and **Marko Boricich**. Biasi has thrown 6.1 innings in three appearances with a 2.84 ERA. Boricich has 10 strikeouts in 9.0 innings pitched.

**First Win:** Freshman RHP Marko Boricich earned his first career win with 4 1/3 innings of relief Sunday at Charleston Southern. He entered in a bases loaded jam in the fourth inning when CSU had already tied the game at 5-5 with three runs earlier in the frame. His lone run allowed was a solo home run by Sly Edwards, and he yielded a total of three hits and two walks, while striking out four.

**Put'em On the Board:** The 18 runs scored Sunday at Charleston Southern were the most for the Lions since April 24, 2010 against Ohio State.

**Never Say Die:** Clutch hitting was key for Penn State 18-6 win over Charleston Southern, as 13 of its 18 runs scored came with two outs.

**Weather Woes:** The Nittany Lions had an unexpected off weekend as winter weather forced the cancelation of the USA Baseball-Irish Classic in Cary, N.C., Feb. 27-Mar. 1. PSU was supposed to play NC State, Cincinnati and Notre Dame.

**Tough Time in Texas:** The Lions dropped all three games in their opening series at No. 23 Texas



A&M. After suffering defeats of 9-3 and 15-2, PSU hung with the Aggies Sunday, but lost, 5-2, despite career-best three-hit days for **Nick Riotto** and **Aaron Novak**.

**Richter to the Rescue:** **Ryan Richter** was the only Lion batter to get a hit in all three games at Elon, extending his hitting streak dating back to last season to six. Richter accounted for both hits and both runs scored Penn State's 7-2 loss to Elon.

**Strong Starts:** **Jim Haley** and **Taylor Skerpon** both had career-best four-hit games in the season opener. Haley batted .400 for the weekend at Elon.

**BIG Players to Watch:** PSU's underclassmen are drawing attention in the Big Ten. In a release Wednesday, the league recognized sophomore shortstop **Jim Haley**, redshirt-sophomore third baseman **Christian Helsel** and freshman LHP **Taylor Lehman** as "Players to Watch." **Helsel** is a transfer from Ole Miss in his first season at Penn State. Hailing from nearby Altoona, Pa., Helsel appeared in 39 games with 23 starts as a freshman.

**Tough Slate:** Penn State is playing a challenging schedule this season, including games against five teams (Texas A&M, South Carolina, Liberty, Indiana, Bucknell) that reached the 2014 NCAA Tournament. Five teams also are projected to win their respective conference championships: Western Carolina (SoCon), Liberty (Big South), Canisius (MAAC), Kent State (MAC) and Bucknell (Patriot).

The Nittany Lions will have five home series and seven midweek games at Medlar Field. In all, Penn State plays 55 games, including 23 at home, 29 on the road and three on a neutral field. Twenty-four will be Big Ten contests. The home opener will be Wednesday, Mar. 18, against Canisius. The game will start a season-long 10-game homestand that also includes the Big Ten opener that

weekend (Mar. 20-22) against Indiana. The Big Ten Tournament will be held at Target Field, the home of the Minnesota Twins, in Minneapolis, Minnesota from May 20-24.

**Experienced Bats Return:** Penn State is returning seven starters from last year's lineup, and a total of 19 letterwinners.

**BIG Outlook:** Penn State was not ranked in the preseason coaches poll by the Big Ten, which only includes the top six vote getters. Former ACC power Maryland was tabbed as the preseason favorite for the league title in its first year in the league. Nebraska, Illinois, Indiana, Michigan and Ohio State followed, in order.

**Triple Triple Plays:** Penn State ultimately turned three triple plays last season, including two in one game against Michigan State (5/16/14). The first came in the top of the fourth inning. Michigan State had runners on first and second and Blaise Salter up to bat. The Spartans runners broke with the pitch and Salter hit a line drive at Jim Haley at shortstop. Haley caught the ball, stepped on second base and fired to J.J. White at first to complete it. Four innings later the Spartans and Nittany Lions found themselves in the exact same position except with Jimmy Pickens at the dish. The Spartans once again sent the runners in motion on the pitch and Pickens ripped a shot at Taylor Skerpon at second, who tossed the ball to Haley at second for the second out who fired to White at first to complete the game's second triple play. Penn State joined elite company with the two triple plays.

The Nittany Lions became just the second team in NCAA Division I baseball history to turn two triple plays in a game, joining Gonzaga, who pulled off the achievement against Washington State on April 4, 2006. To put the feat in perspective, two triple plays from one team has occurred once in the history of the MLB, with the Minnesota Twins

## USA TODAY (Week 3)

No.	Team	Record	Last
1.	Virginia (16)	12-1	1
2.	TCU (6)	10-2	3
3.	Florida (5)	14-2	2
4.	LSU (2)	15-1	5
5.	Vanderbilt	11-4	4
6.	Oregon	13-2	9
7.	<b>Texas A&amp;M (1)</b>	<b>16-0</b>	<b>11</b>
8.	<b>South Carolina</b>	<b>12-3</b>	<b>8</b>
9.	UCLA	11-4	6
10.	Central Florida	14-2	14
11.	Rice	11-6	15
12.	USC	15-1	23
13.	Miss State	14-3	7
14.	North Carolina	10-4	18
15.	Louisville	10-5	20
16.	Texas Tech	10-4	10
16.	Texas	10-6	12
18.	Florida State	13-3	19
19.	Arizona State	9-5	22
20.	Miami	10-6	16
21.	UC Santa Barbara	11-4	24
22.	Florida Atlantic	14-2	30
23.	Maryland	8-4	17
24.	Oregon State	13-3	27
25.	Illinois	11-3	28

## BASEBALL AMERICA (Mar. 9)

No.	Team	Record	Last
1.	LSU	15-1	2
2.	Florida	14-2	4
3.	Virginia	12-1	3
4.	TCU	10-2	7
5.	Vanderbilt	11-4	1
6.	Central Florida	14-2	13
7.	<b>South Carolina</b>	<b>12-3</b>	<b>12</b>
8.	Oregon	13-2	19
9.	Southern California	15-1	25
10.	<b>Texas A&amp;M</b>	<b>16-0</b>	<b>22</b>
11.	UCLA	11-4	6
12.	Rice	11-6	15
13.	Louisville	10-5	17
14.	Texas Tech	10-4	5
15.	Mississippi State	14-3	9
16.	Arizona State	9-5	18
17.	North Carolina	10-4	20
18.	Florida State	13-3	21
19.	Miami	10-6	11
20.	Dallas Baptist	10-2	23
21.	UC Santa Barbara	11-4	24
22.	Texas	10-6	14
23.	Cal State Fullerton	9-5	NR
24.	Houston	9-7	8
25.	Illinois	11-3	NR

**Bold indicates 2015 opponent**





accomplishing it against the Boston Red Sox on July 17, 1990.

The Lions had already turned a triple play earlier in the season in a March 15 game at Santa Clara.

**11 Signees for 2016:** Head coach Rob Cooper received National Letters of Intent from 11 signees, in November. The class, which will begin participation in the 2015-16 academic year, includes five pitchers, three infielders, two outfielders and a catcher. It is ranked No. 44 nationally by Perfect Game.

**Best Home Start in 35 Years:** Penn State started the 2014 season a perfect 8-0 in games played at Medlar Field at Lubrano Park, which tied the program's best start to its home schedule since the 1979 season. Over the eight games, the Nittany Lions outscored the opposition 66-23, for a margin of victory 5.4 runs per game. The pitching staff stood out in the eight games, posting a team ERA of 1.93 and holding opposing hitters to a .238 batting average. The hitters performed just as admirably, posting a team average of .345 and a staggering on-base percentage of .466.

**Stay Social My Friends:** Penn State baseball has all your social media needs covered with a Twitter, Facebook and Instagram account. Follow these accounts for the most up-to-date information on the team and an inside look at the team you cannot find anywhere else, including pictures, videos, etc. Follow the team on Instagram and Twitter @PennStateBASE and on Facebook at facebook.com/pennstatebaseball.

**Coach Speak:** The Penn State baseball coaching staff is very active on Twitter. Follow Head Coach **Rob Cooper** @16RobCooper, Assistant Coach **Brian Anderson** @BA\_PSUBaseball, Assistant Coach **Ross Oeder** @lifesarush3 and Assistant Coach **Blake Beemer** @BTBeem24.

## Penn State Non-Conference Opponent Projections

Opponent (Games)	Conference	Conference Preseason Poll
Elon (3)	CAA	4th
Texas A&M (3)	SEC	3rd (Western Division)
NC State (1)	ACC	4th (Atlantic Division)
Cincinnati (1)	American	8th
Notre Dame (1)	ACC	6th (Atlantic Division)
Charleston Southern (3)	Big South	t-7th
South Carolina (2)	SEC	3rd (Eastern Division)
Western Carolina (1)	SoCon	1st
Liberty (2)	Big South	1st
Pittsburgh (2)	ACC	7th (Coastal Division)
Canisius (1)	MAAC	1st
Villanova (1)	Big East	5th
Central Conn. St. (3)	NEC	N/A
Binghamton (1)	America East	3rd
Kent State (2)	MAC	1st
Bucknell (2)	Patriot	1st
Lafayette (1)	Patriot	6th
West Virginia (1)	Big 12	6th



# 2015 ROSTER



## NUMERICAL ROSTER

No.	Name	Pos.	Yr.	Ht.	Wt.	B/T
2	Ryan Richter	OF	SR	5-9	180	R/R
4	Nick Graham	C	FR	6-1	180	R/R
5	Taylor Skerpon	IF	SR	6-0	180	R/R
6	Sal Biasi	RHP	FR	6-0	190	R/R
7	Nick Distasio	RHP	FR	5-11	190	R/R
8	Aaron Novak	OF	SR	6-0	190	R/R
9	Reid Frazier	RHP	FR	6-0	170	R/R
10	Taylor Lehman	LHP	FR	6-8	225	L/L
11	Ryky Smith	IF	SR	5-10	175	R/R
12	Nick Riotto	OF	SO	6-0	190	L/L
14	James Coates	OF	JR	5-8	185	L/L
17	Alex Malinsky	C	SO	6-2	190	R/R
18	Tom Mullin	RHP	SO	6-4	205	R/R
19	Jared Fagnano	RHP	SR	5-11	195	R/R
20	Nick Hedge	LHP	JR	6-2	200	L/L
21	Schuyler Bates	RHP	RS-FR	6-4	195	R/R
22	Nick West	C	SO	6-0	180	R/R
23	Jordan Donmoyer	LHP	RS-JR	6-4	175	R/L
24	J.J. White	IF	SR	6-1	210	R/R
25	Ryan Harper	RHP	SR	5-10	180	R/R
26	Marko Boricich	LHP	FR	6-3	220	L/L
27	Jack Anderson	RHP	JR	6-3	210	R/R
28	Christian Helsel	IF	RS-SO	6-0	195	R/R
29	Greg Guers	OF	RS-JR	6-3	205	L/L
30	Dakota Forsyth	RHP	SO	5-10	170	R/R
31	Geoff Boylston	LHP	RS-SR	6-3	200	L/L
32	Tyler Kendall	IF	JR	5-11	180	R/R
33	Austin McMonagle	RHP	FR	5-10	175	R/R
34	Jake Pilewicz	RHP	RS-FR	6-2	200	R/R
38	Jim Haley	IF	SO	6-2	195	R/R
42	Patton Taylor	RHP	SR	6-1	210	R/R
50	Tim Scholly	RHP	SO	6-3	165	R/R

Hometown/High School/Last College
Wayne, Pa./Conestoga
Chambersburg, Pa./Chambersburg Sayre, Pa./Sayre
Wilkes Barre, Pa./Hazleton
Oley, Pa./Oley Valley
Ambler, Pa./Germantown Academy
Leesburg, Va./Flint Hill School
Pittsburgh, Pa./Keystone Oaks
York, Pa./Eastern York
Washington, Pa./Trinity
Girard, Ohio/Warren John F. Kennedy
Apex, N.C./Panther Creek
Springfield, Pa./St. Joseph's Prep
Williamsport, Pa./Williamsport
Winnetka, Ill./New Trier
Ossining, N.Y./Kennedy Catholic
Lancaster, Pa./Garden Spot/Temple
Lititz, Pa./Warwick
Lansdowne, Va./Stone Bridge
Texas City, Texas/Texas City/New Mexico J.C.
Chicago, Ill./Mount Carmel
Evanston, Ill./Evanston Township
Altoona, Pa./Altoona/Mississippi
Langhorne, Pa./Germantown Academy/USC Upstate
Bethel Park, Pa./Bethel Park
West Chester, Pa./Archmere Academy
Boynton Beach, Fla./Park Vista
Williamsburg, Pa./Williamsburg
Sewickley, Pa./Quaker Valley
Upper Darby, Pa./Bonner-Prendie
Nichols, N.Y./Tioga Central
State College, Pa./State College

## ALPHABETICAL ROSTER

27	Jack Anderson	RHP
21	Schuyler Bates	RHP
6	Sal Biasi	RHP
26	Marko Boricich	LHP
31	Geoff Boylston	LHP
14	James Coates	OF
7	Nick Distasio	RHP
23	Jordan Donmoyer	LHP
19	Jared Fagnano	RHP
30	Dakota Forsyth	IF
9	Reid Frazier	RHP
3	Nick Graham	C
29	Greg Guers	OF
38	Jim Haley	IF
25	Ryan Harper	RHP
20	Nick Hedge	LHP
28	Christian Helsel	IF
32	Tyler Kendall	IF
10	Taylor Lehman	LHP
17	Alex Malinsky	C
33	Austin McMonagle	RHP
18	Tom Mullin	RHP
8	Aaron Novak	OF
34	Jake Pilewicz	RHP
2	Ryan Richter	IF
12	Nick Riotto	OF
50	Tim Scholly	RHP
5	Taylor Skerpon	IF
11	Ryky Smith	IF
42	Patton Taylor	RHP
22	Nick West	C
24	J.J. White	IF

## Coaches

16	Rob Cooper	Head Coach	Second Season
35	Brian Anderson	Assistant Coach, Pitching Coach	Second Season
3	Ross Oeder	Assistant Coach, Hitting Coach	Second Season
13	Blake Beemer	Volunteer Assistant Coach	Second Season

## PRONUNCIATION GUIDE

6	Sal <b>Biasi</b>	bee-AH-zee
26	Marko <b>Boricich</b>	BORE-i-sich
14	James <b>Coates</b>	Coats
7	Nick <b>Distasio</b>	Di-STAH-zio
19	Jared <b>Fagnano</b>	FEN-yahn-o
30	Dakota <b>Forsyth</b>	for-SITHE
29	Greg <b>Guers</b>	Gears
10	Taylor <b>Lehman</b>	LAY-muhn
3	Ross <b>Oeder</b>	A-der
34	Jake <b>Pilewicz</b>	PILL-uh-witz
12	Nick <b>Riotto</b>	REE-ot-oh
50	Tim <b>Scholly</b>	SHAH-lee
5	Taylor <b>Skerpon</b>	SKERP-on
33	Ryky <b>Smith</b>	Ricky

## ROSTER BREAKDOWN BY STATE/PROVINCES

Florida - 1
Illinois - 3
New York - 2
North Carolina - 1
Ohio - 1
Pennsylvania - 21
Texas - 1
Virginia - 2

## ROSTER BREAKDOWN BY CLASS

Freshmen - 9
Sophomores - 8
Juniors - 8
Seniors - 7

## ROSTER BREAKDOWN BY POSITION

Infielders - 6
Outfielders - 5
Pitchers - 18
Catchers - 3



# 2015 RESULTS/LINEUPS



## 2015 RESULTS

0-6 OVERALL • 0-0 BIG TEN • 0-0 HOME • 0-6 AWAY • 0-0 NEUTRAL

Date	Opponent	Result	Record	Big Ten	Decision	Attend.	Time
Feb. 13	at Elon	L, 15-16	0-1	0-0	Forsyth (0-1)	311	4:03
Feb. 14	at Elon	L, 2-7	0-2	0-0	Distasio (0-1)	-	2:52
Feb. 14	at Elon	L, 6-11	0-3	0-0	Lehman (0-1)	382	3:29
Feb. 20	at No. 23 Texas A&M	L, 3-9	0-4	0-0	Hedge (0-1)	4,003	2:44
Feb. 21	at No. 23 Texas A&M	L, 2-15	0-5	0-0	Distasio (0-2)	4,291	2:52
Feb. 22	at No. 23 Texas A&M	L, 2-5	0-6	0-0	Lehman (0-2)	2,790	3:12
Mar. 6	at Charleston Southern	L, 0-2	0-7	0-0	Hedge (0-2)	133	2:20
Mar. 7	at Charleston Southern	L, 5-7	0-8	0-0	Anderson (0-1)	233	3:10
Mar. 8	at Charleston Southern	W, 18-6	1-8	0-0	Boricich (1-0)	158	3:30

## 2015 DEFENSIVE STARTING LINEUP BY GAME

Date	Opponent	Pitcher	Catcher	First	Second	Third	Short	Left	Center	Right	DH
2/13	at Elon	Hedge	Malinsky	White	Skerpon	Helsel	Haley	Coates	Richter	Guers	Riotto
2/14	at Elon	Distasio	Graham	White	Skerpon	Helsel	Haley	Coates	Richter	Guers	Riotto
2/14	at Elon	Lehman	Malinsky	White	Skerpon	Helsel	Haley	Coates	Richter	Guers	Riotto
2/20	at No. 23 Texas A&M	Hedge	Graham	Kendall	Skerpon	Helsel	Haley	Guers	Richter	Novak	Riotto
2/21	at No. 23 Texas A&M	Distasio	Graham	Kendall	Skerpon	Helsel	Haley	Guers	Richter	Novak	Riotto
2/22	at No. 23 Texas A&M	Lehman	Graham	Kendall	Skerpon	Helsel	Haley	Guers	Richter	Novak	Riotto
3/6	at Charleston So.	Hedge	Malinsky	Kendall	Skerpon	Helsel	Haley	Guers	Richter	Novak	Riotto
3/7	at Charleston So.	Lehman	Graham	Kendall	Skerpon	Helsel	Haley	Guers	Richter	Novak	Riotto
3/8	at Charleston So.	Distasio	Malinsky	White	Skerpon	Smith	Haley	Guers	Richter	Novak	Riotto



## ROB COOPER

### HEAD COACH / SECOND YEAR AT PSU

#### THE COOPER FILE

B.A. Miami University  
 In Second Season as Penn State's Head Coach  
 In 11th Season as a Head Coach at the Collegiate Level  
 Three NCAA Tournament Appearances  
 Four Horizon League Championships  
 One Gold Medal with USA Baseball  
 Rod Dedeaux USA Baseball Coach of the Year

School	Year	Overall	Win%	Conference	Win%
Wright State	2005	26-33	.441	11-9 Horizon	.550
Wright State	2006	32-27	.593	17-13 Horizon	.567
Wright State	2007	36-22	.621	21-9 Horizon	.700
Wright State	2008	30-23	.566	16-6 Horizon	.727
Wright State	2009	33-30	.524	14-12 Horizon	.538
Wright State	2010	31-25	.554	17-6 Horizon	.739
Wright State	2011	36-19	.655	16-7 Horizon	.696
Wright State	2012	37-21	.638	20-10 Horizon	.667
Wright State	2013	25-30	.455	9-12 Horizon	.429
Penn State	2014	18-32	.360	5-18 Big Ten	.217
Penn State	2015	1-8	.111	0-0 Big Ten	.000
<b>Penn State Career</b>	<b>2 Seasons</b>	<b>19-40</b>	<b>.322</b>	<b>5-18 Big Ten</b>	<b>.217</b>
	<b>11 Seasons</b>	<b>305-270</b>	<b>.530</b>	<b>146-102</b>	<b>.589</b>

Rob Cooper enters his second season at the helm in 2015. He was selected as the 14th head coach in Penn State history on August 9, 2013. He came to Happy Valley after nine seasons as the manager at Wright State.

In his first season in 2014, the team posted 18 wins. In a game against Michigan State on May 16, the Nittany Lions became just the second team in NCAA Division I history to turn two triple plays in a game.

In the classroom, 15 of Cooper's student-athletes earned 2014 Academic All-Big Ten honors.

Since joining the Penn State family, Cooper has already achieved great success in the coaching world. Shortly after Cooper accepted the PSU head coaching position, the California native traveled to Taichung, Taiwan to serve as the head coach of USA Baseball's 18U National Team at the IBAF U18 World Cup. Cooper steered Team USA to an 8-1 record in World Cup play, including seven consecutive victories to win the gold medal.

Not long after the triumph in Taiwan, Cooper received one of the highest honors bestowed in the profession, as he was announced as the Rod Dedeaux USA Baseball Coach of the Year. With the honor, Cooper became just the 16th individual in the award's history to receive the accolade, joining the likes of Scott Brosius, Davey Johnson and Tommy Lasorda.

Prior to arriving in Happy Valley, Cooper took over a Wright State team that had six losing seasons in a seven-year span. Cooper methodically built Wright State into a perennial contender in the Horizon League with seven 30-win seasons, two Horizon League regular-season titles, three Horizon League Tournament crowns and six Horizon League Championship game appearances. In nine seasons, Cooper accumulated a 286-230 record as the Wright State manager. Over the course of his career at Wright State, he guided the Raiders to a pair of wins over No. 1-ranked opponents in Virginia (3/5/10) and Georgia (3/24/09).

During his tenure with the Raiders, Cooper has seen 47 players earn all-conference accolades and 18 garner all-newcomer honors. He has also produced five Horizon League Players of the Year, one Pitcher of the Year, three Relief Pitchers of the Year and two Newcomers of the Year. Additionally, Cooper has found success for his players on a professional level, with 21 WSU players signing professional contracts, including seven Major League Baseball Draft picks.

#### Cooper's PSU Record When

Playing at Home	8-9 (.471)
Playing on the Road	10-29 (.256)
Playing on a Neutral Site	1-2 (.333)
Playing in Day Games	13-28 (.317)
Playing in Night Games	6-12 (.333)
Leading After 7 Innings	15-1 (.938)
Trailing After 7 Innings	0-36 (.000)
Tied After 7 Innings	3-2 (.600)
Leading After 8 Innings	16-0 (1.000)
Trailing After 8 Innings	0-39 (.000)
Tied After 8 Innings	2-0 (1.000)
In Extra Inning Games	1-0 (1.000)
Scoring at Least 8 Runs	7-1 (.875)
Scoring at Least 5 Runs	17-9 (.654)
Scoring at Least 3 Runs	18-18 (.500)
Holding Opponents to Fewer than 5 Runs	14-9 (.609)
Allowing 5 or More Runs	5-34 (.128)
Recording More Hits than an Opponent	12-8 (.600)
Recording Less Hits than an Opponent	5-29 (.147)

#### Cooper's PSU Record By The Month

February	2-10 (.167)
March	11-11 (.500)
April	5-10 (.333)
May	1-9 (.100)





# PLAYER PAGES



Ryan  
**RICHTER**

Wayne, Pa.  
Conestoga

Sr. • OF • R/R

# 2

### 2015 SEASON HIGHS

Hits.....2; 2x, last at Elon (2/14)  
Runs.....2, at Elon (2/14)  
RBIs ..1; 4x, last at Charleston So. (3/8)  
Steals.....-  
Total Bases.....5, at Elon (2/14)

### CAREER HIGHS

Hits.....3, vs. Illinois (4/18/14)  
Runs.....2; 2x, at Elon (2/14/15)  
RBIs.....3, at Ohio State (4/13/14)  
Steals.....-  
Total Bases.....5, at Elon (2/14/15)

### 2015 SEASON

Multi-Hit Games.....2  
Active Hit Streak.....0  
Longest Hit Streak.....3  
Extra Base Hits.....4  
Home Runs.....-

### CAREER

Multi-Hit Games.....7  
Longest Hit Streak.....6  
Extra Base Hits.....7  
Home Runs.....-

### RICHTER'S CAREER STATISTICS

Year	Avg.	GP-GS	AB	R	H	2B	3B	HR	RBI	TB	SLG %	BB	HBP	SO	GDP	OB%	SF	SH	SB-ATT	PO	A	E	FLD%
2013	.333	7-1	3	0	1	0	0	0	0	1	.333	0	1	1	0	.500	0	1	0-0	2	1	0	1.000
2014	.294	22-14	51	6	15	2	1	0	9	19	.373	6	2	19	0	.390	0	0	0-0	15	31	1	.979
2015	.250	9-9	32	5	8	3	0	1	4	14	.438	5	0	10	0	.351	0	1	0-0	20	1	3	.875
<b>TOTAL</b>	<b>.279</b>	<b>38-24</b>	<b>86</b>	<b>11</b>	<b>24</b>	<b>5</b>	<b>1</b>	<b>1</b>	<b>13</b>	<b>34</b>	<b>.395</b>	<b>11</b>	<b>3</b>	<b>30</b>	<b>0</b>	<b>.380</b>	<b>0</b>	<b>2</b>	<b>0-0</b>	<b>37</b>	<b>33</b>	<b>4</b>	<b>.946</b>



Nick  
**GRAHAM**

Chambersburg, Pa.  
Chambersburg

Fr. • C • R/R

# 4

### 2015 SEASON HIGHS

Hits.....1, at Texas A&M (2/22)  
Runs.....-  
RBIs.....1, at Texas A&M (2/22)  
Steals.....-  
Total Bases.....1, at Texas A&M (2/22)

### 2015 SEASON

Multi-Hit Games.....-  
Active Hit Streak.....-  
Longest Hit Streak.....1  
Extra Base Hits.....-  
Home Runs.....-

### GRAHAM'S CAREER STATISTICS

Year	Avg.	GP-GS	AB	R	H	2B	3B	HR	RBI	TB	SLG %	BB	HBP	SO	GDP	OB%	SF	SH	SB-ATT	PO	A	E	FLD%
2015	.100	6-3	10	0	1	0	0	0	1	1	.100	0	0	4	0	.100	0	0	0-0	17	1	0	1.000



Taylor  
**SKERPON**

Sayre, Pa.  
Sayre

Sr. • IF • R/R

# 5

### 2015 SEASON HIGHS

Hits.....4, at Elon (2/13)  
Runs.....3, at Elon (2/13)  
RBIs.....2, at Elon (2/13)  
Steals.....1, at Charleston So. (3/7)  
Total Bases.....6, at Charleston So. (3/8)

### 2015 SEASON

Multi-Hit Games.....3  
Active Hit Streak.....1  
Longest Hit Streak.....1  
Extra Base Hits.....3  
Home Runs.....-

### CAREER HIGHS

Hits.....4; 2x, last at Elon (2/13/15)  
Runs.....3; 3x, last at Elon (2/13/15)  
RBIs.....4, vs. YSU (4/1/14)  
Steals.....2; 2x, last vs. NYIT (3/19/14)  
Total Bases.....6, at Charleston So. (3/8/15)

### CAREER

Multi-Hit Games.....157  
Longest Hit Streak.....9  
Extra Base Hits.....13  
Home Runs.....1

### SKERPON'S CAREER STATISTICS

Year	Avg.	GP-GS	AB	R	H	2B	3B	HR	RBI	TB	SLG %	BB	HBP	SO	GDP	OB%	SF	SH	SB-ATT	PO	A	E	FLD%
2012	.077	14-4	13	3	1	0	0	0	2	1	.077	3	0	4	0	.250	0	0	0-0	6	7	1	.929
2013	.250	38-38	128	15	32	6	0	1	18	41	.320	30	0	25	1	.383	4	7	5-8	71	116	18	.912
2014	.247	50-49	170	26	42	3	0	0	17	45	.265	22	2	30	1	.333	4	10	10-12	105	167	7	.975
2015	.263	9-9	38	7	10	2	1	0	3	14	.368	3	0	11	0	.317	0	2	1-1	27	33	1	.984
<b>TOTAL</b>	<b>.244</b>	<b>111-100</b>	<b>349</b>	<b>51</b>	<b>85</b>	<b>11</b>	<b>1</b>	<b>1</b>	<b>40</b>	<b>101</b>	<b>.289</b>	<b>58</b>	<b>2</b>	<b>70</b>	<b>2</b>	<b>.348</b>	<b>8</b>	<b>19</b>	<b>16-21</b>	<b>209</b>	<b>323</b>	<b>27</b>	<b>.952</b>






**Sal BIASI**  
 Wilkes Barre, Pa.  
 Hazelton  
**Fr. • RHP • R/R**

6

**2015 SEASON BESTS**


Innings..... 3.1, at Texas A&M (2/22)  
Strikeouts..... 2, at Texas A&M (2/22)

**2015 SEASON**

Starts ..... -  
Relief App.....3  
Complete Games..... -  
Wins ..... -  
Saves ..... -

**BIASI'S CAREER STATISTICS**

Year	ERA	W-L	APP	GS	CG	SHO	SV	IP	H	R	ER	BB	SO	2B	3B	HR	BF	BAA	WP	HBP	BK	SFA	SHA
2015	2.84	0-0	3	0	0	0/0	0	6.1	7	4	2	5	4	1	0	0	32	.304	0	2	0	2	0



**Nick DISTASIO**  
 Oley, Pa.  
 Oley Valley  
**Fr. • RHP • R/R**

7

**2015 SEASON BESTS**


Innings..... 4.0, at Texas A&M (2/21)  
Strikeouts....5, at Charleston So. (3/8)

**2015 SEASON**

Starts .....3  
Relief App..... -  
Complete Games..... -  
Wins ..... -  
Saves ..... -

**DISTASIO'S CAREER STATISTICS**

Year	ERA	W-L	APP	GS	CG	SHO	SV	IP	H	R	ER	BB	SO	2B	3B	HR	BF	BAA	WP	HBP	BK	SFA	SHA
2015	4.91	0-2	3	3	0	0/0	0	11.0	17	14	6	6	9	5	0	0	59	.370	1	4	0	2	1



**Aaron NOVAK**  
 Ambler, Pa.  
 Germantown Academy  
**Sr. • OF • R/R**

8

**2015 SEASON HIGHS**

Hits.....4, at Charleston So. (3/8)  
Runs.....4, at Charleston So. (3/8)  
RBIs .....8, at Charleston So. (3/8)  
Steals.....1, at Charleston So. (3/8)  
Total Bases.....11, at Charleston So. (3/8)

**2015 SEASON**

Multi-Hit Games.....5  
Active Hit Streak.....7  
Longest Hit Streak.....7  
Extra Base Hits .....5  
Home Runs.....3

**CAREER HIGHS**

Hits..... 4, at Charleston So. (3/8/15)  
Runs..... 4, at Charleston So. (3/8/15)  
RBIs ..... 8, at Charleston So. (3/8/15)  
Steals..1; 5x, last at Charleston So. (3/8/15)  
Total Bases...11, at Charleston So. (3/8/15)

**CAREER**

Multi-Hit Games.....21  
Longest Hit Streak.....8  
Extra Base Hits .....23  
Home Runs.....6

**NOVAK'S CAREER STATISTICS**

Year	Avg.	GP-GS	AB	R	H	2B	3B	HR	RBI	TB	SLG %	BB	HBP	SO	GDP	OB%	SF	SH	SB-ATT	PO	A	E	FLD%
2012	.215	42-41	144	22	31	5	1	2	17	44	.306	25	2	45	3	.337	1	1	0-1	76	2	4	.951
2013	.252	34-32	111	19	28	7	0	1	8	38	.342	12	4	37	1	.344	1	1	2-2	61	3	3	.955
2014	.292	25-13	48	4	14	2	0	0	4	16	.333	7	4	11	1	.424	0	2	2-2	35	1	0	1.000
2015	.625	8-6	24	10	15	2	0	3	10	26	1.083	4	1	6	1	.690	0	0	1-1	7	0	1	.875
<b>TOTAL</b>	<b>.269</b>	<b>109-92</b>	<b>327</b>	<b>55</b>	<b>88</b>	<b>16</b>	<b>1</b>	<b>6</b>	<b>39</b>	<b>124</b>	<b>.379</b>	<b>48</b>	<b>11</b>	<b>99</b>	<b>6</b>	<b>.379</b>	<b>2</b>	<b>4</b>	<b>5-6</b>	<b>179</b>	<b>6</b>	<b>8</b>	<b>.959</b>



# PLAYER PAGES



Taylor  
**LEHMAN**

Pittsburgh, Pa.  
Keystone Oaks

Fr. • LHP • L/L

# 10

### 2015 SEASON BESTS

Innings ..... 3.2, at Elon (2/14)  
Strikeouts ..... 4, at Charleston So. (3/7)

### 2015 SEASON

Starts ..... 3  
Relief App. .... -  
Complete Games ..... -  
Wins ..... -  
Saves ..... -

### LEHMAN'S CAREER STATISTICS

Year	ERA	W-L	APP	GS	CG	SHO	SV	IP	H	R	ER	BB	SO	2B	3B	HR	BF	BAA	WP	HBP	BK	SFA	SH
2015	11.70	0-2	3	3	0	0/0	0	10.0	20	13	13	10	7	5	0	1	58	.444	0	1	0	1	1



Ryky  
**SMITH**

York, Pa.  
Eastern York

Sr. • IF • R/R

# 11

### 2015 SEASON HIGHS

Hits... 1, 2x; last at Charleston So. (3/8)  
Runs.....1, at Charleston So. (3/8)  
RBIs .....1, at Charleston So. (3/8)  
Steals.....1, at Charleston, So. (3/8)  
Total Bases...1, 2x; last at Charleston So. (3/8)

### 2015 SEASON

Multi-Hit Games..... -  
Active Hit Streak.....2  
Longest Hit Streak.....2  
Extra Base Hits ..... -  
Home Runs..... -

### CAREER HIGHS

Hits.. 3; 3x, last vs. Ohio State (4/13/14)  
Runs... 2; 4x, last vs. Ohio State (4/13/14)  
RBIs ..... 3; vs. OSU, (4/27/13)  
Steals.. 1; 5x, last at Charleston So. (3/8/15)  
Total Bases....5, vs. Ohio State (4/13/14)

### CAREER

Multi-Hit Games.....5  
Longest Hit Streak.....3  
Extra Base Hits .....5  
Home Runs..... -

### SMITH'S CAREER STATISTICS

Year	Avg.	GP-GS	AB	R	H	2B	3B	HR	RBI	TB	SLG %	BB	HBP	SO	GDP	OB%	SF	SH	SB-ATT	PO	A	E	FLD%
2012	.000	1-0	0	0	0	0	0	0	0	0	.000	0	0	0	0	.000	0	0	0-0	0	0	0	.000
2013	.208	23-20	77	9	16	2	0	0	7	18	.234	5	1	13	1	.265	0	4	1-1	72	23	4	.960
2014	.227	22-11	44	6	10	3	0	0	3	13	.295	4	1	5	1	.306	0	3	2-2	17	31	3	.941
2015	.182	5-1	11	1	2	0	0	0	1	2	.182	1	0	2	1	.250	0	0	1-1	0	3	0	1.000
<b>TOTAL</b>	<b>.213</b>	<b>54-35</b>	<b>141</b>	<b>16</b>	<b>30</b>	<b>6</b>	<b>0</b>	<b>0</b>	<b>13</b>	<b>36</b>	<b>.255</b>	<b>10</b>	<b>2</b>	<b>21</b>	<b>3</b>	<b>.273</b>	<b>1</b>	<b>8</b>	<b>4-5</b>	<b>93</b>	<b>63</b>	<b>8</b>	<b>.951</b>



Nick  
**RIOTTO**

Washington, Pa.  
Trinity

So. • OF • L/L

# 12

### 2015 SEASON HIGHS

Hits..... 3 at Texas A&M (2/22)  
Runs.. 1; 3x, last at Charleston So. (3/8)  
RBIs ..... 3, at Elon (2/13)  
Steals... 1, at Charleston Southern (3/8)  
Total Bases.....3, at Texas A&M (2/22)

### 2015 SEASON

Multi-Hit Games.....4  
Active Hit Streak.....2  
Longest Hit Streak.....2  
Extra Base Hits ..... -  
Home Runs..... -

### CAREER HIGHS

Hits..... 3 at Texas A&M (2/22/15)  
Runs.. 1; 7x, last at Charleston So. (3/8/15)  
RBIs ..... 3, at Elon (2/13/15)  
Steals.. 1; 2x, last at Charleston So. (3/8/15)  
Total Bases.....3, at Texas A&M (2/22/15)

### CAREER

Multi-Hit Games.....4  
Longest Hit Streak.....3, 2x  
Extra Base Hits .....1  
Home Runs..... -

### RIOTTO'S CAREER STATISTICS

Year	Avg.	GP-GS	AB	R	H	2B	3B	HR	RBI	TB	SLG %	BB	HBP	SO	GDP	OB%	SF	SH	SB-ATT	PO	A	E	FLD%
2014	.164	25-15	61	5	10	1	0	0	1	11	.180	6	0	19	0	.239	0	0	1-2	21	2	1	.958
2015	.313	9-9	32	3	10	0	0	0	6	10	.313	3	2	8	0	.395	1	1	1-1	0	0	0	.000
<b>TOTAL</b>	<b>.215</b>	<b>34-24</b>	<b>93</b>	<b>8</b>	<b>20</b>	<b>1</b>	<b>0</b>	<b>0</b>	<b>7</b>	<b>21</b>	<b>.226</b>	<b>9</b>	<b>2</b>	<b>27</b>	<b>0</b>	<b>.295</b>	<b>1</b>	<b>1</b>	<b>2-3</b>	<b>21</b>	<b>2</b>	<b>1</b>	<b>.958</b>





# PLAYER PAGES



James  
**COATES**

Girard, Ohio  
Warren John F. Kennedy

Jr. • OF • L/L

# 14

### 2015 SEASON HIGHS

Hits..... -  
Runs..... 3, at Elon (2/13)  
RBIs ..... 1, at Elon (2/13)  
Steals ..... -  
Total Bases..... -

### 2015 SEASON

Multi-Hit Games..... -  
Active Hit Streak..... -  
Longest Hit Streak..... -  
Extra Base Hits ..... -  
Home Runs..... -

### CAREER HIGHS

Hits... 3; 2x, last vs. Ohio State (4/11/14)  
Runs..... 3; 3x, last at Elon (2/13/15)  
RBIs ..... 3, vs. Purdue (4/5/14)  
Steals ..... 2, vs. La Salle (4/23/13)  
Total Bases... 4; 3x, last vs. Ohio State (4/11/14)

### CAREER

Multi-Hit Games..... 23  
Longest Hit Streak..... 10  
Extra Base Hits ..... 11  
Home Runs..... 1

### COATES' CAREER STATISTICS

Year	Avg.	GP-GS	AB	R	H	2B	3B	HR	RBI	TB	SLG %	BB	HBP	SO	GDP	OB%	SF	SH	SB-ATT	PO	A	E	FLD%
2013	.295	50-49	173	27	51	2	1	0	17	55	.318	25	4	24	2	.392	2	4	10-12	77	2	3	.963
2014	.277	38-38	137	20	38	6	1	1	15	49	.358	25	3	19	4	.393	3	4	5-10	63	3	3	.957
2015	.000	5-3	12	4	0	0	0	0	1	0	.000	2	1	1	0	.200	0	0	0-0	5	1	0	1.000
<b>TOTAL</b>	<b>.276</b>	<b>93-90</b>	<b>322</b>	<b>51</b>	<b>89</b>	<b>8</b>	<b>2</b>	<b>1</b>	<b>33</b>	<b>104</b>	<b>.323</b>	<b>52</b>	<b>8</b>	<b>44</b>	<b>6</b>	<b>.385</b>	<b>5</b>	<b>8</b>	<b>15-22</b>	<b>145</b>	<b>6</b>	<b>6</b>	<b>.962</b>



Alex  
**MALINSKY**

Apex, N.C.  
Panther Creek

So. • C • R/R

# 17

### 2015 SEASON HIGHS

Hits.... 1; 4x, last at Charleston So. (3/7)  
Runs.. 1; 2x, last at Charleston So. (3/8)  
RBIs ..... 1; 4x, last at Charleston So. (3/7)  
Steals ..... -  
Total Bases..... 2, at Texas A&M (2/21)

### 2015 SEASON

Multi-Hit Games..... -  
Active Hit Streak..... -  
Longest Hit Streak..... 2  
Extra Base Hits ..... 1  
Home Runs..... -

### CAREER HIGHS

Hits..... 2; 5x, last at Villanova (5/13/14)  
Runs..... 2, vs. Bucknell (3/22/14)  
RBIs ..... 2; 2x, last at Villanova (5/13/14)  
Steals ..... -  
Total Bases... 3; 2x, last at Villanova (5/13/14)

### CAREER

Multi-Hit Games..... 5  
Longest Hit Streak..... 3  
Extra Base Hits ..... 4  
Home Runs..... -

### MALINSKY'S CAREER STATISTICS

Year	Avg.	GP-GS	AB	R	H	2B	3B	HR	RBI	TB	SLG %	BB	HBP	SO	GDP	OB%	SF	SH	SB-ATT	PO	A	E	FLD%
2014	.250	26-21	68	10	17	3	0	0	9	20	.294	7	2	7	2	.333	1	2	0-0	101	11	1	.991
2015	.174	7-6	23	2	4	1	0	0	4	5	.217	0	0	6	0	.174	0	1	0-0	44	7	0	1.000
<b>TOTAL</b>	<b>.231</b>	<b>33-27</b>	<b>91</b>	<b>12</b>	<b>21</b>	<b>4</b>	<b>0</b>	<b>0</b>	<b>13</b>	<b>25</b>	<b>.275</b>	<b>7</b>	<b>2</b>	<b>13</b>	<b>2</b>	<b>.297</b>	<b>1</b>	<b>3</b>	<b>0-0</b>	<b>145</b>	<b>18</b>	<b>1</b>	<b>.994</b>



Tom  
**MULLIN**

Springfield, Pa.  
St. Joseph's Prep

So. • RHP • R/R

# 18

### 2015 SEASON BESTS

Innings ..... 1.2, at Elon (2/14)  
Strikeouts ..... 1, at Elon (2/14)

### 2015 SEASON

Starts ..... -  
Relief App..... 2  
Complete Games..... -  
Wins ..... -  
Saves ..... -

### CAREER BESTS

Innings ..... 3.2, vs. USF (2/21/14)  
Strikeouts ..... 2, vs. USF (2/21/14)

### CAREER

Starts ..... -  
Relief App..... 10  
Complete Games..... -  
Wins ..... -  
Saves ..... -

### MULLIN'S CAREER STATISTICS

Year	ERA	W-L	APP	GS	CG	SHO	SV	IP	H	R	ER	BB	SO	2B	3B	HR	BF	BAA	WP	HBP	BK	SFA	SHA
2014	5.40	0-0	10	0	0	0/1	0	11.2	16	13	7	8	7	3	1	2	60	.320	2	0	0	2	0
2015	3.38	0-0	2	0	0	0/0	0	2.2	1	1	1	0	1	0	0	1	9	.125	0	1	0	0	0
<b>Career</b>	<b>5.02</b>	<b>0-0</b>	<b>12</b>	<b>0</b>	<b>0</b>	<b>0/1</b>	<b>0</b>	<b>14.1</b>	<b>17</b>	<b>14</b>	<b>8</b>	<b>8</b>	<b>8</b>	<b>3</b>	<b>1</b>	<b>3</b>	<b>69</b>	<b>.293</b>	<b>2</b>	<b>1</b>	<b>0</b>	<b>2</b>	<b>0</b>





# PLAYER PAGES




Jared  
**FAGNANO**  
Williamsport, Pa.  
Williamsport

**19**

Sr. • RHP • R/R

**2015 SEASON BESTS**  
Innings ..... 1.0, at Texas A&M (2/22)  
Strikeouts .. 1, 2x, last at Texas A&M (2/22)

**2015 SEASON**  
Starts ..... -  
Relief App.....3  
Complete Games..... -  
Wins ..... -  
Saves ..... -

### FAGNANO'S CAREER STATISTICS

Year	ERA	W-L	APP	GS	CG	SHO	SV	IP	H	R	ER	BB	SO	2B	3B	HR	BF	BAA	WP	HBP	BK	SFA	SHA
2015	32.40	0-0	3	0	0/0	0	0	1.2	5	6	6	4	2	0	1	0	14	.625	0	1	0	0	1



Nick  
**HEDGE**  
Winnetka, Ill.  
New Trier

**20**

Jr. • LHP • L/L

**2015 SEASON BESTS**  
Innings ..... 7.0, at Charleston So. (3/6)  
Strikeouts ..... 4, at Charleston So. (3/6)

**2015 SEASON**  
Starts .....3  
Relief App..... -  
Complete Games..... -  
Wins ..... -  
Saves ..... -

**CAREER BESTS**  
Innings .. 7.0, at Charleston So. (3/6/15)  
Strikeouts ..... 7, vs. La Salle (4/23/13)

**CAREER**  
Starts .....17  
Relief App.....14  
Complete Games..... -  
Wins .....2  
Saves ..... -

### HEDGE'S CAREER STATISTICS

Year	ERA	W-L	APP	GS	CG	SHO	SV	IP	H	R	ER	BB	SO	2B	3B	HR	BF	BAA	WP	HBP	BK	SFA	SHA
2013	5.03	0-1	16	5	0	0/0	0	39.1	38	31	22	13	20	11	1	3	164	.262	2	5	1	1	4
2014	6.21	2-5	12	9	0	0/1	0	37.2	55	31	26	10	23	17	1	2	161	.342	3	4	0	5	3
2015	7.71	0-2	3	3	0	0/0	0	14.0	22	13	12	4	9	4	0	1	66	.386	1	1	0	3	1
<b>TOTAL</b>	<b>5.93</b>	<b>2-8</b>	<b>31</b>	<b>17</b>	<b>0</b>	<b>0/1</b>	<b>0</b>	<b>91.0</b>	<b>115</b>	<b>75</b>	<b>60</b>	<b>27</b>	<b>52</b>	<b>32</b>	<b>2</b>	<b>6</b>	<b>417</b>	<b>.317</b>	<b>6</b>	<b>10</b>	<b>1</b>	<b>9</b>	<b>8</b>



# PLAYER PAGES



Schuyler  
**BATES**

Ossining, N.Y.  
Kennedy Catholic

RS-Fr. • RHP • R/R

# 21

### 2015 SEASON BESTS

Innings..... 2.0, at Texas A&M (2/20)  
Strikeouts..... -

### 2015 SEASON

Starts ..... -  
Relief App..... 1  
Complete Games..... -  
Wins ..... -  
Saves ..... -

### BATES' CAREER STATISTICS

Year	ERA	W-L	APP	GS	CG	SHO	SV	IP	H	R	ER	BB	SO	2B	3B	HR	BF	BAA	WP	HBP	BK	SFA	SHA
2015	4.50	0-0	1	0	0/0	0	0	2.0	2	1	1	2	0	1	0	1	9	.333	1	1	0	0	0



J.J.  
**White**

Lansdowne, Va.  
Stone Bridge

Sr. • IF • R/R

# 24

### 2015 SEASON HIGHS

Hits..... 2, at Charleston So. (3/8)  
Runs... 2; 2x, last at Charleston So. (3/8)  
RBIs .. 1; 2x, last at Charleston So. (3/7)  
Steals ..... -  
Total Bases..... 3, at Charleston So. (3/8)

### 2015 SEASON

Multi-Hit Games..... 1  
Active Hit Streak..... 2  
Longest Hit Streak..... 2  
Extra Base Hits ..... 1  
Home Runs..... -

### CAREER HIGHS

Hits..... 3; 2x, last vs. Indiana (5/9/14)  
Runs... 2; 7x, last at Charleston So. (3/8/15)  
RBIs ... 3; 3x, last vs. Santa Clara (3/14/14)  
Steals ..... 1; 4x, last vs. Mich. St. (5/16/14)  
Total Bases..... 5, vs. Santa Clara (3/14/14)

### CAREER

Multi-Hit Games..... 24  
Longest Hit Streak..... 8  
Extra Base Hits ..... 12\3  
Home Runs..... 2

### WHITE'S CAREER STATISTICS

Year	Avg.	GP-GS	AB	R	H	2B	3B	HR	RBI	TB	SLG %	BB	HBP	SO	GDP	OB%	SF	SH	SB-ATT	PO	A	E	FLD%
2012	.215	33-32	107	8	23	0	0	0	12	23	.215	13	2	29	3	.306	2	0	1-1	0	0	0	.000
2013	.216	42-42	153	18	33	4	1	0	14	39	.255	14	4	30	4	.298	0	2	1-2	369	22	7	.982
2014	.266	49-47	177	17	47	4	1	2	24	59	.333	21	5	32	3	.356	2	0	2-4	432	35	5	.989
2015	.267	5-4	15	4	4	1	0	2	5	.333	4	0	4	0	.421	0	1	0-0	27	4	0	1.000	
<b>TOTAL</b>	<b>.237</b>	<b>129-125</b>	<b>452</b>	<b>47</b>	<b>107</b>	<b>9</b>	<b>2</b>	<b>2</b>	<b>52</b>	<b>126</b>	<b>.279</b>	<b>52</b>	<b>11</b>	<b>95</b>	<b>10</b>	<b>.328</b>	<b>4</b>	<b>3</b>	<b>4-7</b>	<b>828</b>	<b>61</b>	<b>12</b>	<b>.987</b>



Ryan  
**HARPER**

Texas City, Texas  
Texas City/New Mexico J.C.

Sr. • RHP • R/R

# 25

### 2015 SEASON BESTS

Innings..... 0.1, at Elon (2/13)  
Strikeouts..... 1; at Elon (2/13)

### 2015 SEASON

Starts ..... -  
Relief App..... 1  
Complete Games..... -  
Wins ..... -  
Saves ..... -

### CAREER BESTS (AT PSU)

Innings..... 7.0, vs. Omaha (3/3/13)  
Strikeouts... 3; 4x, last at Villanova (5/13/14)

### CAREER (AT PSU)

Starts ..... 7  
Relief App..... 28  
Complete Games..... 2  
Wins ..... 2  
Saves ..... 1

### HARPER'S CAREER STATISTICS

Year	ERA	W-L	APP	GS	CG	SHO	SV	IP	H	R	ER	BB	SO	2B	3B	HR	BF	BAA	WP	HBP	BK	SFA	SHA
2012									<i>New Mexico J.C.</i>														
2013	6.12	1-3	17	7	0	0/1	0	42.2	60	37	29	26	22	10	1	3	216	.333	6	1	1	4	5
2014	6.67	1-0	19	0	0	0/1	1	29.2	36	25	22	11	15	2	3	3	118	.305	3	2	0	2	1
2015	99.00	0-0	1	0	0	0/0	0	0.1	7	5	5	0	1	1	0	0	8	.875	0	0	0	0	0
<b>Career</b>	<b>6.94</b>	<b>2-3</b>	<b>37</b>	<b>7</b>	<b>0</b>	<b>0/2</b>	<b>1</b>	<b>72.2</b>	<b>103</b>	<b>67</b>	<b>56</b>	<b>37</b>	<b>38</b>	<b>13</b>	<b>4</b>	<b>6</b>	<b>358</b>	<b>.337</b>	<b>9</b>	<b>3</b>	<b>1</b>	<b>6</b>	<b>6</b>





# PLAYER PAGES





**26**  
**Marko BORICICH**  
 Chicago, Ill.  
 Mount Carmel  
**Fr. • LHP • L/L**

**2015 SEASON BESTS**  
 Innings .....4.1, at Charleston So. (3/8)  
 Strikeouts .....4, at Charleston So. (3/8)

**2015 SEASON**  
 Starts ..... -  
 Relief App.....3  
 Complete Games.....1  
 Wins .....1  
 Saves ..... -

### BORICICH'S CAREER STATISTICS

Year	ERA	W-L	APP	GS	CG	SHO	SV	IP	H	R	ER	BB	SO	2B	3B	HR	BF	BAA	WP	HBP	BK	SFA	SHA
2015	7.00	1-0	3	0	0	0/0	0	9.0	6	7	7	8	10	2	0	3	42	.200	0	3	1	1	0



**27**  
**Jack ANDERSON**  
 Evanston, Ill.  
 Evanston Township  
**Jr. • RHP • R/R**

**2015 SEASON BESTS**  
 Innings .....2.1, at Charleston So. (3/7)  
 Strikeouts 2; 2x, last at Charleston So. (3/7)


**2015 SEASON**  
 Starts ..... -  
 Relief App.....5  
 Complete Games..... -  
 Wins ..... -  
 Saves ..... -

**CAREER BESTS**  
 Innings .....5.2, vs. Saint Mary's (3/9/14)  
 Strikeouts .....6, vs. St. Mary's (3/9/14)

**CAREER**  
 Starts ..... -  
 Relief App.....45  
 Complete Games.....4  
 Wins .....4  
 Saves .....7

### ANDERSON'S CAREER STATISTICS

Year	ERA	W-L	APP	GS	CG	SHO	SV	IP	H	R	ER	BB	SO	2B	3B	HR	BF	BAA	WP	HBP	BK	SFA	SHA
2013	9.20	0-0	14	0	0	0/1	2	14.2	24	20	15	13	5	2	1	0	82	.375	1	4	1	1	1
2014	5.36	4-2	26	0	0	0/0	5	42.0	49	26	25	14	32	4	0	0	168	.292	3	7	0	0	1
2015	6.00	0-1	5	0	0	0/0	0	6.0	5	5	4	4	6	1	0	0	29	.208	2	1	1	0	0
TOTAL	6.32	4-3	45	0	0	0/1	7	62.2	78	51	44	31	43	7	1	0	302	.305	6	12	2	1	2



**28**  
**Christian HELSEL**  
 Altoona, Pa.  
 Altoona  
**RS-So. • IF • R/R**

**2015 SEASON HIGHS**  
 Hits ..... 3, at Texas A&M (2/21)  
 Runs .....1; 4X, last at Charleston So. (3/8)  
 RBIs ..... 1, at Elon (2/13)  
 Steals .. 1; 2x, last at Charleston So. (3/8)  
 Total Bases ..... 4, at Texas A&M (2/21)

**2015 SEASON**  
 Multi-Hit Games.....2  
 Active Hit Streak.....0  
 Longest Hit Streak.....1  
 Extra Base Hits .....2  
 Home Runs..... -

### HESEL'S CAREER STATISTICS

Year	Avg.	GP-GS	AB	R	H	2B	3B	HR	RBI	TB	SLG %	BB	HBP	SO	GDP	OB%	SF	SH	SB-ATT	PO	A	E	FLD%	
2013 *	.197	39-23	76	5	15	3	0	0	6	18	.237	7	2	16	2	.279	1	6	1-4	58	64	9	.931	
2014																								
<i>Redshirt Season</i>																								
2015	.241	9-8	29	4	7	2	0	0	1	9	.310	7	1	11	0	.405	0	2	2-3	7	14	6	.778	
Career	.210	48-31	105	9	22	5	0	0	7	27	.257	14	3	27	2	.320	1	8	3-7	65	78	15	.924	

\* denotes season at Ole Miss





# PLAYER PAGES



Greg  
**GUERS**

Langhorne, Pa.  
Germantown Academy/USC Upstate

# 29

RS-Jr. • OF • L/L

### 2015 SEASON HIGHS

Hits.....2; 2x, last at Texas A&M (2/21)  
Runs.....2, at Charleston Southern (3/8)  
RBIs .....1, at Charleston Southern (3/8)  
Steals...1; 4x, last at Charleston So. (3/8)  
Total Bases. 3; 2x, last at Texas A&M (2/20)

### CAREER HIGHS (AT PSU)

Hits.....3; 2x, last vs. Purdue (4/6/14)  
Runs...2; 7x, last at Charleston So. (3/8/15)  
RBIs .....3; 3x, last vs. YSU (4/1/14)  
Steals.....1; 4x, last at Elon (2/14/15)  
Total Bases.....6, vs. Nebraska (5/2/14)

### 2015 SEASON

Multi-Hit Games.....2  
Active Hit Streak.....4  
Longest Hit Streak.....4  
Extra Base Hits .....3  
Home Runs.....-

### CAREER (AT PSU)

Multi-Hit Games.....11  
Longest Hit Streak.....6, 3x  
Extra Base Hits .....17  
Home Runs.....2

### GUERS'S CAREER STATISTICS

Year	Avg.	GP-GS	AB	R	H	2B	3B	HR	RBI	TB	SLG %	BB	HBP	SO	GDP	OB%	SF	SH	SB-ATT	PO	A	E	FLD%	
2012 *	.309	46-42	175	37	54	11	1	4	36	79	.451	13	0	32	3	.351	3	2	1-2	151	14	1	.994	
2013																								
<i>Redshirt Season</i>																								
2014	.244	46-45	172	24	42	9	3	1	25	60	.349	16	1	31	3	.306	4	1	0-1	38	3	0	1.000	
2015	.250	9-9	36	5	9	3	0	0	1	12	.333	7	0	7	0	.372	0	0	4-4	11	0	0	1.000	
<b>TOTAL</b>	<b>.247</b>	<b>57-56</b>	<b>215</b>	<b>30</b>	<b>53</b>	<b>12</b>	<b>3</b>	<b>2</b>	<b>28</b>	<b>77</b>	<b>.358</b>	<b>23</b>	<b>1</b>	<b>41</b>	<b>3</b>	<b>.316</b>	<b>5</b>	<b>1</b>	<b>5-6</b>	<b>60</b>	<b>3</b>	<b>0</b>	<b>1.000</b>	

\* denotes season at USC-Upstate



Dakota  
**FORSYTH**

Bethel Park, Pa.  
Bethel Park

# 30

So. • RHP • R/R

### 2015 SEASON BESTS

Innings.....3.1, at Elon (2/13)  
Strikeouts.....3, at Elon (2/13)

### CAREER BESTS

Innings.5.2, vs. Northwestern (3/29/14)  
Strikeouts.....3, at Elon (2/13/15)

### 2015 SEASON

Starts.....-  
Relief App.....4  
Complete Games.....-  
Wins.....-  
Saves.....-

### CAREER

Starts.....2  
Relief App.....19  
Complete Games.....-  
Wins.....2  
Saves.....1

### FORSYTH'S CAREER STATISTICS

Year	ERA	W-L	APP	GS	CG	SHO	SV	IP	H	R	ER	BB	SO	2B	3B	HR	BF	BAA	WP	HBP	BK	SFA	SHA
2014	4.14	2-3	17	2	0	0/1	1	41.1	36	23	19	11	14	5	2	1	149	.242	1	4	0	6	2
2015	12.60	0-1	4	0	0	0/0	0	5.0	10	7	7	3	4	1	0	1	29	.455	0	1	1	2	1
<b>TOTAL</b>	<b>5.05</b>	<b>2-4</b>	<b>21</b>	<b>2</b>	<b>0</b>	<b>0/1</b>	<b>1</b>	<b>46.1</b>	<b>46</b>	<b>30</b>	<b>26</b>	<b>14</b>	<b>18</b>	<b>6</b>	<b>2</b>	<b>2</b>	<b>201</b>	<b>.269</b>	<b>1</b>	<b>5</b>	<b>1</b>	<b>8</b>	<b>3</b>



Geoff  
**BOYLSTON**

West Chester, Pa.  
Archmere Academy

# 31

RS-Sr. • LHP • L/L

### 2014 SEASON BESTS

Innings.....0.1, at Texas A&M (2/22)  
Strikeouts.....-

### CAREER BESTS

Innings....5.2; 2x, last vs. Villanova (5/13/14)  
Strikeouts.....6, vs. Kent State (4/22/11)

### 2015 SEASON

Starts.....-  
Relief App.....2  
Complete Games.....-  
Wins.....-  
Saves.....-

### CAREER

Starts.....4  
Relief App.....35  
Complete Games.....-  
Wins.....4  
Saves.....1

### BOYLSTON'S CAREER STATISTICS

Year	ERA	W-L	APP	GS	CG	SHO	SV	IP	H	R	ER	BB	SO	2B	3B	HR	BF	BAA	WP	HBP	BK	SFA	SHA	
2011	1.99	2-1	15	0	0	0/1	1	22.2	19	7	5	11	13	2	1	0	103	.213	3	1	0	1	1	
2012																								
<i>Redshirt Season</i>																								
2013	5.84	0-0	12	0	0	0/1	0	12.1	8	12	8	12	10	0	0	0	68	.178	4	8	1	2	1	
2015	0.00	0-0	2	0	0	0/0	0	0.1	0	0	0	1	0	0	0	0	3	.000	0	0	0	0	1	
<b>TOTAL</b>	<b>3.28</b>	<b>4-3</b>	<b>39</b>	<b>4</b>	<b>0</b>	<b>0/2</b>	<b>1</b>	<b>60.1</b>	<b>54</b>	<b>36</b>	<b>22</b>	<b>33</b>	<b>40</b>	<b>8</b>	<b>1</b>	<b>1</b>	<b>293</b>	<b>.232</b>	<b>10</b>	<b>18</b>	<b>1</b>	<b>4</b>	<b>5</b>	



# PLAYER PAGES



Tyler  
**KENDALL**

Boynton Beach, Fla.  
Park Vista

Jr. • IF • R/R

**32**

### 2015 SEASON HIGHS

Hits..... 3, at Elon (2/14)  
Runs.. 1; 2x, last at Charleston So. (3/8)  
RBIs ..... 2, at Elon (2/14)  
Steals ..... -  
Total Bases..... 3, at Elon (2/14)

### CAREER HIGHS

Hits..... 3; 4x, at Elon (2/14/15)  
Runs..... 2, vs. St. Mary's (3/9/14)  
RBIs ..... 3, vs. Santa Clara (3/13)  
Steals ..... 2, vs. St. Mary's (3/9)  
Total Bases.... 4; 2x, last vs. St. Mary's (3/9)

### 2015 SEASON

Multi-Hit Games..... 2  
Active Hit Streak..... 1  
Longest Hit Streak..... 3  
Extra Base Hits ..... 1  
Home Runs..... -

### CAREER

Multi-Hit Games..... 11  
Longest Hit Streak..... 7  
Extra Base Hits ..... 6  
Home Runs..... -

### KENDALL'S CAREER STATISTICS

Year	Avg.	GP-GS	AB	R	H	2B	3B	HR	RBI	TB	SLG %	BB	HBP	SO	GDP	OB%	SF	SH	SB-ATT	PO	A	E	FLD%
2013	.306	23-16	62	7	19	2	0	0	11	21	.339	3	1	16	1	.343	1	2	1-1	11	31	4	.913
2014	.202	34-31	104	11	21	3	0	0	13	24	.231	17	0	22	4	.309	2	2	4-4	20	51	11	.866
2015	.304	8-5	23	2	7	1	0	0	2	8	.348	1	0	5	0	.333	0	0	1-1	39	2	0	1.000
<b>TOTAL</b>	<b>.249</b>	<b>65-52</b>	<b>189</b>	<b>20</b>	<b>47</b>	<b>6</b>	<b>0</b>	<b>0</b>	<b>26</b>	<b>53</b>	<b>.280</b>	<b>21</b>	<b>1</b>	<b>43</b>	<b>5</b>	<b>.322</b>	<b>3</b>	<b>4</b>	<b>6-6</b>	<b>70</b>	<b>84</b>	<b>15</b>	<b>.911</b>



Austin  
**McMONAGLE**

Williamsburg, Pa.  
Williamsburg

Fr. • RHP • R/R

**33**

### 2015 SEASON BESTS

Innings..... 2.2, at Elon (2/14)  
Strikeouts..... 2, at Elon (2/14)

### 2015 SEASON

Starts ..... -  
Relief App..... 2  
Complete Games..... -  
Wins ..... -  
Saves ..... -

### McMONAGLE'S CAREER STATISTICS

Year	ERA	W-L	APP	GS	CG	SHO	SV	IP	H	R	ER	BB	SO	2B	3B	HR	BF	BAA	WP	HBP	BK	SFA	SHA
2015	5.40	0-0	2	0	0	0/0	0	3.1	5	2	2	2	3	1	0	0	17	.357	2	1	0	0	0



Jake  
**PILEWICZ**

Sewickley, Pa.  
Quaker Valley

RS-Fr. • RHP • R/R

**34**

### 2015 SEASON BESTS

Innings..... 1.1, at Elon (2/13)  
Strikeouts..... 1, at Elon (2/13)

### 2015 SEASON

Starts ..... -  
Relief App..... 1  
Complete Games..... -  
Wins ..... -  
Saves ..... -

### PILEWICZ'S CAREER STATISTICS

Year	ERA	W-L	APP	GS	CG	SHO	SV	IP	H	R	ER	BB	SO	2B	3B	HR	BF	BAA	WP	HBP	BK	SFA	SHA
2015	0.00	0-0	1	0	0	0/0	0	1.1	0	0	0	1	1	0	0	0	4	.000	0	0	0	0	0





# PLAYER PAGES



Jim  
**HALEY**

Upper Darby, Pa.  
Bonner-Prendie

So. • IF • R/R

# 38

### 2015 SEASON HIGHS

Hits..... 4, at Elon (2/13)  
Runs..... 3, at Charleston Southern (3/8)  
RBIs ..... 4, at Elon (2/13)  
Steals..... 1, at Elon (2/13)  
Total Bases..... 4, at Elon (2/13)

### CAREER HIGHS

Hits..... 4, at Elon (2/13/15)  
Runs. 3; 3x, last at Charleston So. (3/8/15)  
RBIs ..... 4, at Elon (2/14/15)  
Steals..... 1, at Elon (2/13/15)  
Total Bases..... 4, at Elon (2/13/15)

### 2015 SEASON

Multi-Hit Games..... 3  
Active Hit Streak..... 2  
Longest Hit Streak..... 2  
Extra Base Hits ..... 2  
Home Runs..... -

### CAREER

Multi-Hit Games..... 14  
Longest Hit Streak..... 5, 2x  
Extra Base Hits ..... 7  
Home Runs..... -

### HALEY'S CAREER STATISTICS

Year	Avg.	GP-GS	AB	R	H	2B	3B	HR	RBI	TB	SLG %	BB	HBP	SO	GDP	OB%	SF	SH	SB-ATT	PO	A	E	FLD%
2014	.265	44-42	147	17	39	5	0	0	12	44	.299	8	9	28	1	.341	0	5	4-7	57	122	20	.899
2015	.306	9-9	36	6	11	1	1	0	9	14	.389	3	1	8	0	.366	1	0	2-2	13	22	3	.921
<b>TOTAL</b>	<b>.273</b>	<b>53-51</b>	<b>183</b>	<b>23</b>	<b>50</b>	<b>6</b>	<b>1</b>	<b>0</b>	<b>21</b>	<b>58</b>	<b>.317</b>	<b>11</b>	<b>10</b>	<b>36</b>	<b>1</b>	<b>.346</b>	<b>1</b>	<b>5</b>	<b>6-9</b>	<b>70</b>	<b>144</b>	<b>23</b>	<b>.903</b>



Patton  
**TAYLOR**

Nichols, N.Y.  
Tioga Central

Sr. • RHP • R/R

# 42

### 2014 SEASON BESTS

Innings..... 8.0, vs. GWU (2/17/14)  
Hits Allowed..... 6; 2x, last vs. Santa Clara (3/15)  
Earned Runs..... 2; 3x, last vs. Santa Clara (3/15)  
Strikeouts..... 5, vs. GWU (2/17/14)

### CAREER BESTS

Innings..... 8.0, vs. GWU (2/17/14)  
Hits Allowed..... 0, vs. UNC Green. (2/24/13)  
Earned Runs..... 0, 2x, last vs. Villanova (5/14/13)  
Strikeouts..... 7, vs. Villanova (5/14/13)

### 2014 SEASON

Starts..... 5  
Relief App..... -  
Complete Games..... -  
Wins..... 1  
Saves..... -

### CAREER

Starts..... 10  
Relief App..... 3  
Complete Games..... -  
Wins..... 3  
Saves..... -

### TAYLOR'S CAREER STATISTICS

Year	ERA	W-L	APP	GS	CG	SHO	SV	IP	H	R	ER	BB	SO	2B	3B	HR	BF	BA	WP	HBP	BK	SFA	SHA
2012	6.23	1-0	3	1	0	0/0	0	4.1	6	3	3	2	4	2	0	0	21	.333	0	1	0	0	0
2013	8.64	1-3	5	4	0	0/0	0	16.2	19	23	16	14	15	4	1	1	84	.288	2	2	1	2	3
2014	5.64	1-1	5	5	0	0/0	0	22.1	31	18	14	6	9	5	0	0	96	.323	2	2	1	1	0
<b>Career</b>	<b>6.85</b>	<b>3-4</b>	<b>13</b>	<b>10</b>	<b>0</b>	<b>0/0</b>	<b>0</b>	<b>43.1</b>	<b>56</b>	<b>44</b>	<b>33</b>	<b>22</b>	<b>28</b>	<b>11</b>	<b>1</b>	<b>1</b>	<b>180</b>	<b>.311</b>	<b>3</b>	<b>5</b>	<b>2</b>	<b>3</b>	<b>3</b>



Tim  
**SCHOLLY**

State College, Pa.  
State College

So. • RHP • R/R

# 50

### 2014 SEASON BESTS

Innings..... 1.0, vs. YSU (4/1)  
Hits Allowed..... 0, vs. Indiana (5/9)  
Earned Runs..... 0; 2x, last vs. Indiana (5/9)  
Strikeouts..... -

### CAREER BESTS

Innings..... 1.0, vs. YSU (4/1/14)  
Hits Allowed..... 2, vs. YSU (4/1/14)  
Earned Runs..... 0, vs. YSU (4/1/14)  
Strikeouts..... -

### 2014 SEASON

Starts..... -  
Relief App..... 2  
Complete Games..... -  
Wins..... -  
Saves..... -

### CAREER

Starts..... -  
Relief App..... 2  
Complete Games..... -  
Wins..... -  
Saves..... -

### SCHOLLY'S CAREER STATISTICS

Year	ERA	W-L	APP	GS	CG	SHO	SV	IP	H	R	ER	BB	SO	2B	3B	HR	AB	BA	WP	HBP	BK	SFA	SHA
2014	0.00	0-0	2	0	0	0/0	0	1.1	2	0	0	0	0	0	0	0	6	.333	0	0	0	0	0
<b>Career</b>	<b>0.00</b>	<b>0-0</b>	<b>2</b>	<b>0</b>	<b>0</b>	<b>0/0</b>	<b>0</b>	<b>1.1</b>	<b>2</b>	<b>0</b>	<b>0</b>	<b>0</b>	<b>0</b>	<b>0</b>	<b>0</b>	<b>0</b>	<b>6</b>	<b>.333</b>	<b>0</b>	<b>0</b>	<b>0</b>	<b>0</b>	<b>0</b>





# SEASON STATS



Record: 1-8 Home: 0-0 Away: 1-8 Big Ten: 0-1

Player	avg	gp-gs	ab	r	h	2b	3b	hr	rbi	tb	slg%	bb	hp	so	gdp	ob%	sf	sh	sb-att	po	a	e	fld%	
8 Novak, Aaron	.625	8-6	24	10	15	2	0	3	10	26	1.083	4	1	6	1	.690	0	0	1-1	7	0	1	.875	
12 Riotto, Nick	.313	9-9	32	3	10	0	0	0	6	10	.313	3	2	8	0	.395	1	1	1-1	0	0	0	.000	
38 Haley, Jim	.306	9-9	36	6	11	1	1	0	9	14	.389	3	1	8	0	.366	1	0	2-2	13	22	3	.921	
5 Skerpon, Taylor	.263	9-9	38	7	10	2	1	0	3	14	.368	3	0	11	0	.317	0	2	1-1	27	33	1	.984	
29 Guers, Greg	.250	9-9	36	5	9	3	0	0	1	12	.333	7	0	7	0	.372	0	0	4-4	11	0	0	1.000	
2 Richter, Ryan	.250	9-9	32	5	8	3	0	1	4	14	.438	5	0	10	0	.351	0	1	0-0	20	1	3	.875	
28 Helsel, Christian	.241	9-8	29	4	7	2	0	0	1	9	.310	7	1	11	0	.405	0	2	2-3	7	14	6	.778	
-----																								
32 Kendall, Tyler	.304	8-5	23	2	7	1	0	0	2	8	.348	1	0	5	0	.333	0	0	1-1	39	2	0	1.000	
24 White, J.J.	.267	5-4	15	4	4	1	0	0	2	5	.333	4	0	4	0	.421	0	1	0-0	27	4	0	1.000	
11 Smith, Ryky	.182	5-1	11	1	2	0	0	0	1	2	.182	1	0	2	1	.250	0	0	1-1	0	3	0	1.000	
17 Malinsky, Alex	.174	7-6	23	2	4	1	0	0	4	5	.217	0	0	6	0	.174	0	1	0-0	44	7	0	1.000	
4 Graham, Nick	.100	6-3	10	0	1	0	0	0	1	1	.100	0	0	4	0	.100	0	0	0-0	17	1	0	1.000	
14 Coates, James	.000	5-3	12	4	0	0	0	0	1	0	.000	2	1	1	0	.200	0	0	0-0	5	1	0	1.000	
Totals	.274	9	321	53	88	16	2	4	45	120	.374	40	6	83	2	.363	2	8	13-14	217	101	15	.955	
Opponents	.363	9	295	78	107	22	1	8	71	155	.525	50	17	57	5	.466	11	6	12-19	243	101	13	.964	

LOB - Team (81), Opp (82). DPs turned - Team (10), Opp (3). IBB - Team (0), Opp (2). Picked off - Kendall 1, Richter 1.

### (All games Sorted by Earned run avg)

Player	era	w-l	app	gs	cg	sho	sv	ip	h	r	er	bb	so	2b	3b	hr	b/avg	wp	hp	bk	sfa	sha		
6 Biasi, Sal	2.84	0-0	3	0	0	0/0	0	6.1	7	4	2	5	4	1	0	0	.304	0	2	0	2	0		
7 Distasio, Nick	4.91	0-2	3	3	0	0/0	0	11.0	17	14	6	6	9	5	0	0	.370	1	4	0	2	1		
27 Anderson, Jack	6.00	0-1	5	0	0	0/0	0	6.0	5	5	4	4	6	1	0	0	.208	2	1	1	0	0		
26 Boricich, Marko	7.00	1-0	3	0	0	0/0	0	9.0	6	7	7	8	10	2	0	3	.200	0	3	1	1	0		
20 Hedge, Nick	7.71	0-2	3	3	0	0/0	0	14.0	22	13	12	4	9	4	0	1	.386	1	1	0	3	1		
10 Lehman, Taylor	11.70	0-2	3	3	0	0/0	0	10.0	20	13	13	10	7	5	0	1	.444	0	1	0	1	1		
30 Forsyth, Dakota	12.60	0-1	4	0	0	0/0	0	5.0	10	7	7	3	4	1	0	1	.455	0	1	1	2	1		
-----																								
34 Pilewicz, Jake	0.00	0-0	1	0	0	0/0	0	1.1	0	0	0	1	1	0	0	0	.000	0	0	0	0	0		
31 Boylston, Geoff	0.00	0-0	2	0	0	0/0	0	0.1	0	0	0	1	0	0	0	0	.000	0	0	0	0	1		
18 Mullin, Tom	3.38	0-0	2	0	0	0/0	0	2.2	1	1	1	0	1	0	0	1	.125	0	1	0	0	0		
21 Bates, Schuyler	4.50	0-0	1	0	0	0/0	0	2.0	2	1	1	2	0	1	0	1	.333	1	1	0	0	0		
33 McMonagle, Austin	5.40	0-0	2	0	0	0/0	0	3.1	5	2	2	2	3	1	0	0	.357	2	1	0	0	0		
19 Fagnano, Jared	32.40	0-0	3	0	0	0/0	0	1.2	5	6	6	4	2	0	1	0	.625	0	1	0	0	1		
25 Harper, Ryan	99.00	0-0	1	0	0	0/0	0	0.1	7	5	5	0	1	1	0	0	.875	0	0	0	0	0		
Totals	8.14	1-8	9	9	0	0/0	0	73.0	107	78	66	50	57	22	1	8	.363	7	17	3	11	6		
Opponents	4.56	8-1	9	9	0	1/1	5	81.0	88	53	41	40	83	16	2	4	.274	12	6	1	2	8		

PB - Team (5), Malinsky 3, Graham 2, Opp (2). Pickoffs - Team (1), Lehman 1, Opp (2). SBA/ATT - Malinsky (10-15), Lehman (2-4), Graham (2-3), Distasio (2-3), Hedge (1-2), BOYLSTON (2-2), Forsyth (2-2), Mullin (0-1), Boricich (1-1), Harper (1-1), BATES (0-1), Biasi (1-1), McMonagle (0-1).



# INDIVIDUAL GAME HIGHS



## Batting

At bats:	6	-	Haley, Jim at Elon (Feb 13, 2015)
	6	-	Skerpon, Taylor at Elon (Feb 13, 2015)
	6	-	Skerpon, Taylor at Charleston So. (Mar 08, 2015)
Runs scored:	4	-	Novak, Aaron at Charleston So. (Mar 08, 2015)
Hits:	4	-	Skerpon, Taylor at Elon (Feb 13, 2015)
	4	-	Haley, Jim at Elon (Feb 13, 2015)
	4	-	Novak, Aaron at Charleston So. (Mar 08, 2015)
RBIs:	8	-	Novak, Aaron at Charleston So. (Mar 08, 2015)
Doubles:	1	-	(16 times )
Triples:	1	-	Haley, Jim at Texas A&M (Feb 20, 2015)
	1	-	Skerpon, Taylor at Charleston So. (Mar 08, 2015)
Home runs:	2	-	Novak, Aaron at Charleston So. (Mar 08, 2015)
Total bases:	11	-	Novak, Aaron at Charleston So. (Mar 08, 2015)
Walks:	3	-	White, J.J. at Charleston So. (Mar 08, 2015)
Strikeouts:	3	-	Skerpon, Taylor at Texas A&M (Feb 20, 2015)
	3	-	Kendall, Tyler at Charleston So. (Mar 06, 2015)
	3	-	Malinsky, Alex at Charleston So. (Mar 08, 2015)
Sac hits:	1	-	(8 times )
Sac flies:	1	-	Riotto, Nick at Texas A&M (Feb 20, 2015)
	1	-	Haley, Jim at Charleston So. (Mar 08, 2015)
Stolen bases:	1	-	(13 times )
Hit by pitch:	1	-	(6 times )
Caught stealing:	1	-	Helsel, Christian at Texas A&M (Feb 22, 2015)
Runners LOB:	4	-	(4 times )

## Fielding

Putouts:	11	-	White, J.J. at Charleston So. (Mar 08, 2015)
Assists:	6	-	Skerpon, Taylor at Charleston So. (Mar 06, 2015)
	6	-	Skerpon, Taylor at Charleston So. (Mar 08, 2015)
Errors:	2	-	Helsel, Christian at Elon (Feb 13, 2015)
	2	-	Haley, Jim at Texas A&M (Feb 21, 2015)
	2	-	Helsel, Christian at Charleston So. (Mar 06, 2015)
Passed balls:	1	-	(5 times )

## Pitching

Innings pitched:	7.0	-	Hedge, Nick at Charleston So. (Mar 06, 2015)
Runs allowed:	6	-	(4 times )
Earned runs:	6	-	Forsyth, Dakota at Elon (Feb 13, 2015)
	6	-	Lehman, Taylor at Elon (Feb 14, 2015)
	6	-	Hedge, Nick at Texas A&M (Feb 20, 2015)
Walks allowed:	4	-	Lehman, Taylor at Elon (Feb 14, 2015)
Strikeouts:	5	-	Distasio, Nick at Charleston So. (Mar 08, 2015)
Hits allowed:	9	-	Forsyth, Dakota at Elon (Feb 13, 2015)
	9	-	Lehman, Taylor at Elon (Feb 14, 2015)
Doubles allowed:	4	-	Lehman, Taylor at Elon (Feb 14, 2015)
Triples allowed:	1	-	Fagnano, Jared at Texas A&M (Feb 21, 2015)
Home runs allowed:	1	-	(8 times )
Wild pitches:	2	-	McMonagle, Austin at Texas A&M (Feb 21, 2015)





# TEAM GAME HIGHS



## Batting

At bats:	46	-	at Elon (Feb 13, 2015)
Runs scored:	18	-	at Charleston So. (Mar 08, 2015)
Hits:	18	-	at Elon (Feb 13, 2015)
RBI's:	14	-	at Elon (Feb 13, 2015)
Doubles:	4	-	at Charleston So. (Mar 08, 2015)
Triples:	1	-	at Texas A&M (Feb 20, 2015)
	1	-	at Charleston So. (Mar 08, 2015)
Home runs:	2	-	at Charleston So. (Mar 08, 2015)
Total bases:	27	-	at Charleston So. (Mar 08, 2015)
Walks:	11	-	at Charleston So. (Mar 08, 2015)
Strikeouts:	13	-	at Charleston So. (Mar 07, 2015)
Sac hits:	3	-	at Charleston So. (Mar 06, 2015)
	3	-	at Charleston So. (Mar 08, 2015)
Sac flies:	1	-	at Texas A&M (Feb 20, 2015)
	1	-	at Charleston So. (Mar 08, 2015)
Stolen bases:	6	-	at Charleston So. (Mar 08, 2015)
Hit by pitch:	2	-	at Elon (Feb 13, 2015)
	2	-	at Charleston So. (Mar 06, 2015)
Caught stealing:	1	-	at Texas A&M (Feb 22, 2015)
Runners LOB:	12	-	at Elon (Feb 13, 2015)
	12	-	at Elon (Feb 14, 2015)
Hit into DP:	1	-	at Elon (Feb 14, 2015)
	1	-	at Texas A&M (Feb 21, 2015)
	1	-	at Charleston So. (Mar 06, 2015)

## Fielding

Putouts:	27	-	at Charleston So. (Mar 08, 2015)
Assists:	15	-	at Charleston So. (Mar 08, 2015)
Errors:	4	-	at Texas A&M (Feb 21, 2015)
Passed balls:	2	-	at Charleston So. (Mar 07, 2015)
DPs turned:	2	-	(4 times )

## Pitching

Innings pitched:	9.0	-	at Charleston So. (Mar 08, 2015)
Runs allowed:	16	-	at Elon (Feb 13, 2015)
Earned runs:	15	-	at Elon (Feb 13, 2015)
Walks allowed:	9	-	at Elon (Feb 14, 2015)
Strikeouts:	10	-	at Charleston So. (Mar 08, 2015)
Hits allowed:	23	-	at Elon (Feb 13, 2015)
Doubles allowed:	5	-	at Elon (Feb 14, 2015)
Triples allowed:	1	-	at Texas A&M (Feb 21, 2015)
Homers allowed:	4	-	at Texas A&M (Feb 20, 2015)
Wild pitches:	2	-	at Texas A&M (Feb 21, 2015)
Hit batters:	4	-	at Texas A&M (Feb 21, 2015)



# SEASON SUMMARY



Score by innings	1	2	3	4	5	6	7	8	9	Total
Penn State	1	0	6	7	2	10	9	9	9	53
Opponents	11	13	8	9	8	5	9	15	0	78

### Record when ...

Overall	1-8	After 6 leading	1-0
Conference	0-1	..... trailing	0-8
Non-Conference	1-7	..... tied	0-0
Home games	0-0	After 7 leading	1-0
Away games	1-8	..... trailing	0-7
Neutral site	0-0	..... tied	0-1
Day games	1-7	After 8 leading	1-0
Night games	0-1	..... trailing	0-8
vs Left starter	0-4	..... tied	0-0
vs Right starter	1-4		
1-Run games	0-1	Hit 0 home runs	0-6
2-Run games	0-2	... 1 home run	0-2
5+Run games	1-4	... 2+ home runs	1-0
Extra innings	0-0		
Shutouts	0-1	Opponent 0 home runs	0-4
		..... 1 home run	1-3
Scoring 0-2 runs	0-4	..... 2+ HRs	0-1
..... 3-5 runs	0-2		
..... 6-9 runs	0-1	Made 0 errors	0-2
..... 10+ runs	1-1	.... 1 error	1-1
		.... 2+ errors	0-5
Opponent 0-2 runs	0-1		
..... 3-5 runs	0-1	Opp. made 0 errors	0-1
..... 6-9 runs	1-3	..... 1 error	0-5
..... 10+ runs	0-3	..... 2+ errors	1-2
Scored in 1st inning	1-0	Out-hit opponent	1-1
Opp. scored in 1st	0-6	Out-hit by opponent	0-6
Scores first	1-0	Hits are tied	0-1
Opp. scores first	0-8		

### Record when team scores:

Runs	0	1	2	3	4	5	6	7	8	9	10+
W-L	0-1	0-0	0-3	0-1	0-0	0-1	0-1	0-0	0-0	0-0	1-1

### Record when opponent scores:

Runs	0	1	2	3	4	5	6	7	8	9	10+
W-L	0-0	0-0	0-1	0-0	0-0	0-1	1-0	0-2	0-0	0-1	0-3

### Record when leading after:

Inn.	1	2	3	4	5	6	7	8
W-L	1-0	0-0	1-0	0-0	0-0	1-0	1-0	1-0

### Record when trailing after:

Inn.	1	2	3	4	5	6	7	8
W-L	0-6	1-8	0-8	0-8	0-8	0-8	0-7	0-8

### Record when tied after:

Inn.	1	2	3	4	5	6	7	8
W-L	0-2	0-0	0-0	1-0	1-0	0-0	0-1	0-0

Current winning streak: 1

Longest winning streak: 1

Longest losing streak: 8

Home attendance : 0 ( 0 dates avg = 0 )

Away attendance : 12301 ( 8 dates avg = 1537 )

Total attendance: 12301 ( 8 dates avg = 1537 )