



NEBRASKA BASKETBALL

2017-18 GAME NOTES

NEBRASKA VS. PENN STATE

<p style="font-size: 24pt; font-weight: bold; margin: 0;">31</p> <p style="font-weight: bold; margin: 0;">VS. PENN STATE</p> <p style="font-size: 10pt; margin: 0;">Date: Sunday, Feb. 25 Time: 4:15 p.m. Arena: Pinnacle Bank Arena Tickets: Sold Out</p>	<p style="font-weight: bold; margin: 0;">MEDIA INFO</p> <p style="font-size: 10pt; margin: 0;">TV: BTN Video: BTN2Go & Fox Sports Go Radio: Husker Sports Network Internet Audio: Huskers.com</p>
--	---



HUSKERS HOST LIONS ON SENIOR DAY

GAME 31: PENN STATE

NEBRASKA CORNHUSKERS

2017-18 Record: 21-9, 12-5 Big Ten
Head coach: Tim Miles
Record at Nebraska: 96-95 (6th year)
Career Record: 379-315 (23rd year)

PENN STATE NITTANY LIONS

2017-18 Record: 19-11, 9-8 Big Ten
Head coach: Patrick Chambers
Record at Penn State: 106-120 (7th year)
Career Record: 148-148 (9th year)

BROADCAST INFO

Television: BTN
Play-by-play: Kevin Kugler Analysis: Shon Morris
Internet Video: BTN2Go and Fox Sports Go
Radio: Husker Sports Network, including 590 AM (Omaha), 1400 AM (Lincoln) and 880 AM (Lexington)
Play-by-play: Kent Pavelka Analysis: Jake Muhleisen
Online Radio: Available online at Huskers.com, on the Huskers App and on TuneIn Radio and the TuneIn Radio App

The Nebraska men's basketball team looks for its 22nd win of the season on Sunday afternoon, as the Huskers host Penn State on Senior Day.

Tipoff at Pinnacle Bank Arena is set for 4:15 p.m. and Sunday's game has been sold out for nearly a month. Any returned tickets, if available, will go on sale 90 minutes prior to tipoff at the Pinnacle Bank Arena box office.

Sunday's regular-season finale will be televised nationally on BTN with Kevin Kugler and Shon Morris on the call. The game is available on BTN.com, BTN2Go and the Fox Sports Go app.

Fans can follow all of the action across the state of Nebraska on the IMG Husker Sports Network with Kent Pavelka and Jake Muhleisen on the call. The game will also be available on Huskers.com, on the Huskers app, on TuneIn Radio and on the TuneIn Radio app. The radio broadcast begins one hour prior to tipoff.

Seniors Anton Gill, Malcolm Laws, Doby Okeke and

Evan Taylor, along with senior managers Mitchell Lofgren and Nick Pohlen will be honored in pregame ceremonies. Fans are encouraged to be in their seats by 3:50 p.m. for the start of Senior Day ceremonies.

Nebraska (21-9, 12-5 Big Ten) put together a strong second half in posting a 66-57 win over Indiana on Tuesday evening. The Huskers used a 10-0 run to take the lead for good and later used an 8-0 run to close out the Huskers' 12th conference win.

If the Huskers can win on Sunday, the Huskers would break a school record for most conference wins in a season that the 2017-18 Huskers share with the 1965-66 (Big Eight) and 1915-16 (Missouri Valley) squads.

Heading into this weekend's games, the Huskers are in a strong position to earn one of the four double-byes for the Big Ten Tournament next week at Madison Square Garden. NU can earn the No. 4 seed with either a win on Sunday against the Nittany Lions or a loss by Michigan, which plays at Maryland on Saturday.

Penn State (19-11, 9-8 Big Ten) is also playing for its postseason life, as the Nittany Lions look to rebound from a 73-64 loss to Michigan. Tony Carr and Lamar Stevens combined for 40 points, 13 rebounds and nine assists in a losing effort. Carr leads the Big Ten in scoring at 19.6 points per game, while Stevens averages 15.3 points per game. PSU also features the Big Ten's 3-point leader in Shep Garner, as well as Josh Reaves, who leads the Big Ten in steals and did not play in the first matchup back in January.

OPENING NUMBER

1965-66 - The last time Nebraska went unbeaten at home in conference play. That season, the Huskers went 7-0 in Big Eight play.



2017-18 NEBRASKA CORNHUSKERS

No	Name	Pos.	Ht.	Wt.	Yr.	Hometown	GP/GS	MPG	PPG	RPG	APG
0	Doby Okeke	C	6-8	247	Sr.	Jonesboro, Ga.	26/1	7.2	0.8	1.8	0.1
3	Malcolm Laws	G	6-1	191	Sr.	Orlando, Fla.	7/0	1.9	0.3	0.0	0.0
4	Johnny Trueblood	G	6-3	192	So.	Omaha, Neb.	6/0	1.7	0.2	0.5	0.2
* 5	Glynn Watson Jr.	G	6-0	173	Jr.	Bellwood, Ill.	30/30	29.8	10.5	3.3	3.3
10	Jack McVeigh	F	6-8	215	Jr.	Cabarita Beach, NSW, Australia	14/0	7.5	1.9	1.1	0.1
11	Evan Taylor	G	6-5	208	Sr.	Cincinnati, Ohio	30/19	26.0	6.6	3.4	2.3
12	Thomas Allen	G	6-1	180	Fr.	Raleigh, N.C.	29/0	10.3	3.4	1.0	0.6
* 13	Anton Gill	G	6-3	195	Sr.	Raleigh, N.C.	28/11	23.9	8.1	1.8	1.2
* 14	Isaac Copeland	F	6-9	221	Jr.	Raleigh, N.C.	30/30	30.5	13.0	6.1	1.1
* 15	Isaiah Roby	F	6-8	225	So.	Dixon, Ill.	29/11	23.5	8.2	6.1	1.7
20	Tanner Borchardt	F	6-8	265	Jr.	Gothenburg, Neb.	19/0	6.2	0.9	1.9	0.1
* 24	James Palmer Jr.	G	6-6	210	Jr.	Upper Marlboro, Md.	30/30	30.7	17.6	4.5	3.0
25	Nana Akenten	G	6-6	215	Fr.	Bolingbrook, Ill.	7/0	3.0	1.0	0.3	0.0
32	Jordy Tshimanga	C	6-11	268	So.	Montreal, Quebec, Canada	28/18	14.1	4.0	4.8	0.5
33	Justin Costello	G	6-1	180	Fr.	Omaha, Neb.	0/0	-	-	-	-
34	Thorir Thorbjarnarson	G	6-5	194	Fr.	Reykjavik, Iceland	8/0	2.3	1.0	0.5	0.4

2017-18 SCHEDULE

Date	Opponent	TV/Internet	Time
Sat., Nov. 11	Eastern Illinois	BTN Plus	W, 72-68
Mon., Nov. 13	North Texas	BTN Plus	W, 86-67
AT GAVITT TIPOFF GAMES/ADVOCARE INVITATIONAL			
Thurs., Nov. 16	at St. John's	FS1	L, 56-79
Sun., Nov. 19	North Dakota	BTN	W, 92-70
AT ADVOCARE INVITATIONAL (ORLANDO, FLA.)			
Thurs., Nov. 23	vs. UCF	ESPN3	L, 59-68
Fri., Nov. 24	vs. Marist	ESPN3	W, 84-59
Sun., Nov. 26	vs. Long Beach State	ESPNU	W, 83-80
BIG TEN/ACC CHALLENGE			
Wed., Nov. 29	Boston College	ESPNU	W, 71-62
Sun., Dec. 3	at No. 3 Michigan State #	FS1	L, 57-86
Tues., Dec. 5	No. 14 Minnesota #	BTN	W, 78-68
Sat., Dec. 9	at Creighton	FS1	L, 65-75
SHELTER INSURANCE SHOWDOWN			
Sat., Dec. 16	No. 13 Kansas	FS1	L, 72-73
Wed., Dec. 20	UTSA	BTN	W, 104-94
Fri., Dec. 22	Delaware State	BTN Plus	W, 85-68
Fri., Dec. 29	Stetson	BTN Plus	W, 71-62
Tues., Jan. 2	at Northwestern #	BTN	W, 70-55
Sat., Jan. 6	at No. 13 Purdue #	BTN	L, 62-74
Tues., Jan. 9	Wisconsin #	BTN	W, 63-59
Fri., Jan. 12	at Penn State #	BTN	L, 74-76 (ot)
Mon., Jan. 15	Illinois #	BTN	W, 64-63
Thurs., Jan. 18	No. 23 Michigan #	BTN	W, 72-52
Mon., Jan. 22	at No. 13 Ohio State #	BTN	L, 59-64
Wed., Jan. 24	at Rutgers #	BTN	W, 60-54
Sat., Jan. 27	Iowa #	BTN	W, 98-84
Mon., Jan. 29	at Wisconsin #	BTN	W, 74-63
Tues., Feb. 6	at Minnesota #	BTN	W, 91-85
Sat., Feb. 10	Rutgers #	BTN	W, 67-55
Tues., Feb. 13	Maryland #	BTN	W, 70-66
Sun., Feb. 18	at Illinois #	BTN	L, 66-72
Tues., Feb. 20	Indiana #	BTN	W, 66-57
Sun., Feb. 25	Penn State #	BTN	4:15 p.m.
AT BIG TEN TOURNAMENT (MADISON SQUARE GARDEN)			
Thurs., March 1	Second Round	BTN	1:20 p.m.
Fri., March 2	Quarterfinals	BTN	1:20 p.m.
Sat., March 3	Semifinals	CBS	1/3:30 p.m.
Sun., March 4	Championship	CBS	3:30 p.m.
AT NCAA TOURNAMENT			
March 13-14	First Four	TBA	
March 15-18	NCAA 1st/2nd Rounds	TBA	
March 22-25	NCAA Regionals	TBA	
Mar. 31-Apr. 2	NCAA Final Four	TBA	

All games carried on IMG Husker Sports Network; Home games in red and bold. All dates/times subject to change. Please check Huskers.com for updates.

COMMUNICATIONS CONTACT

Sr. Associate Communications Director: Shamus McKnight
Office: 402-472-7772 | Cell: 402-540-0268
E-mail: smcknight@huskers.com

2017-18 NEBRASKA CORNHUSKERS

No.	VL	Name	Pos.	Ht.	Wt.	Yr.	Hometown (Previous School)
0		Duby Okeke	C	6-8	247	Sr.	Jonesboro, Ga. (Winthrop)
3	**	Malcolm Laws	G	6-1	191	Sr.	Orlando, Fla. (Florida Atlantic)
4	*	Johnny Trueblood	G	6-3	192	So.	Omaha, Neb. (Elkhorn South)
5	**	Glynn Watson Jr.	G	6-0	173	Jr.	Bellwood, Ill. (St. Joseph)
10	**	Jack McVeigh	F	6-8	215	Jr.	Cabarita Beach, NSW, Australia (AIS)
11	*	Evan Taylor	G	6-5	208	Sr.	Cincinnati, Ohio (Odessa College)
12		Thomas Allen	G	6-1	180	Fr.	Raleigh, N.C. (Brewster Academy)
13	*	Anton Gill	G	6-3	195	Sr.	Raleigh, N.C. (Louisville)
14		Isaac Copeland Jr.	F	6-9	221	Jr.	Raleigh, N.C. (Georgetown)
15	*	Isaiah Roby	F	6-8	225	So.	Dixon, Ill. (Dixon)
20	**	Tanner Borchardt	F	6-8	265	Jr.	Gothenburg, Neb. (Gothenburg)
24		James Palmer Jr.	G	6-6	210	Jr.	Upper Marlboro, Md. (Miami)
25		Nana Akenten	G	6-6	215	Fr.	Bolingbrook, Ill. (Bolingbrook)
32	*	Jordy Tshimanga	C	6-11	268	So.	Montreal, Quebec, Canada (The MacDuffie School)
33		Justin Costello	G	6-1	180	Fr.	Omaha, Neb. (Elkhorn South)
34		Thorir Thorbjarnarson	G	6-5	194	Fr.	Reykjavik, Iceland (Menntaskólinn i Reykjavik)

PRONUNCIATIONS

Jim Molinari.....	Mole-in-AIR-ee
Nana Akenten.....	uh-KEN-ten
Tanner Borchardt.....	BOR-kart
Duby Okeke.....	Doobie Okay-Kay
Thorir Thorbjarnarson.....
.....	Thor-EAR thorb-YAR-nar-son
Jordy Tshimanga.....	cha-MAHN-gah
Glynn Watson Jr.....	Glinn

COACHING AND SUPPORT STAFF

Head Coach: Tim Miles, sixth season (University of Mary, 1989)
 Assistant Coaches: Kenya Hunter, fifth season (Duquesne, 1996); Michael Lewis, second season (Indiana, 2000); Jim Molinari, fourth season (Illinois Wesleyan, 1977)
 Basketball Strength Coach: Tim Wilson
 Director of Basketball Operations: Gregory Eaton
 Graduate Managers: Wes Eikmeier and Dorian Green
 Athletic Trainer: R.J. Pietig
 Video Coordinator: Matt Holt
 Assistant Director of Basketball Operations: Sheryl Burbach
 Equipment Manager: Pat Norris

MEDIA SCHEDULE

Men's Basketball Communications Contact: Shamus McKnight / Office: 402-472-7772 / Cell: 402-540-0268 / E-mail: smcknight@huskers.com

MEDIA PLANNER	Feb. 18 (Sun.)	Feb. 19 (Mon.)	Feb. 20 (Tues.)	Feb. 21 (Wed.)	Feb. 22 (Thurs.)	Feb. 23 (Fri.)	Feb. 24 (Sat.)
Feb. 18-March 2 (HTC) - Hendricks Training Complex	Lost at Illinois, 66-72	Practice (PBA) <i>Media Avail (4:30 p.m.)</i>	Indiana, W, 66-57	OFF DAY	Practice (PBA)	Practice (PBA) <i>Media Avail (12:45)</i>	Practice (PBA)
(PBA) - Pinnacle Bank Arena	Feb. 25 (Sun.) Penn State, 4:15 p.m. BTN and HSN	Feb. 26 (Mon.) OFF DAY	Feb. 27 (Tues.) Practice (HTC)	Feb. 28 (Wed.) B1G Opening Round	March 1 (Thurs.) B1G 2nd Round	March 2 (Fri.) B1G Quarterfinals	March 2 (Sat.) B1G Semifinals

TALE OF THE TAPE

Nebraska Cornhuskers	Nebraska	OPP	Penn State Nittany Lions	PSU	OPP
2017-18 Team Statistics (Record: 21-9, 12-5 Big Ten)			2017-18 Team Statistics (Record: 19-10, 9-8 Big Ten)		
SCORING	2193	2058	SCORING	2269	1996
Points per game	73.1	68.6	Points Per Game	75.6	66.5
Scoring margin	+4.5	-	Margin	+9.1	--
FIELD GOALS-ATT	753-1731	781-1848	FIELD GOALS-ATT	837-1772	706-1674
Field goal pct	.435	.423	Field Goal Percentage	.472	.422
3 POINT FG-ATT	218-619	171-539	3-POINT FG-ATT	218-570	190-549
3-point FG pct	.352	.317	3-Point FG Percentage	.382	.346
3-pt FG made per game	7.3	5.7	3-Point FG made per game	7.3	6.3
FREE THROWS-ATT	469-657	325-485	FREE THROWS-ATT	377-547	394-554
Free throw pct	.714	.670	Free Throw Percentage	.689	.711
F-Throws made per game	15.6	10.8	F-Throws made per game	12.6	13.1
REBOUNDS	1082	1141	REBOUNDS	1073	973
Rebounds per game	36.1	38.0	Rebounds Per Game	35.8	32.4
Rebounding margin	-2.0	-	Rebounding Margin	+3.3	--
ASSISTS	415	377	ASSISTS	424	347
Assists per game	13.8	12.6	Assists Per Game	14.1	11.6
TURNOVERS	332	379	TURNOVERS	376	422
Turnovers per game	11.1	12.6	Turnovers Per Game	12.5	14.1
Turnover margin	+1.6	-	Turnover Margin	+1.5	--
Assist/turnover ratio	1.3	1.0	Assist/Turnover Ratio	1.1	0.8
STEALS	185	151	STEALS	226	179
Steals per game	6.2	5.0	Steals Per Game	7.5	6.0
BLOCKS	168	103	BLOCKS	164	103
Blocks per game	5.6	3.4	Blocks Per Game	5.5	3.4

NUMBERS TO KNOW

1 - Assist that Isaiah Roby needs to become the fourth Husker with 50 blocks and 50 assists in a season. Roby already has 56 blocks on the season, which is five away from 10th place on NU's single-season blocks list.

Player (Year)	Assists	Blocks
Rich King (1990-91)	90	68
Venson Hamilton (1998-99)	54	80
Venson Hamilton (1997-98)	58	66
Aleks Maric (2007-08)	64	57

1.26 - Nebraska's 1.26-to-1 assist-to-turnover ratio is on track to be one of the best in school history. Here are the top six seasons dating back to the 1978-79 campaign.

No.	Year	Asst.-to-TO ratio
1.	1984-85	1.81
2.	1985-86	1.64
3.	1983-84	1.34
4.	1981-82	1.29
5.	1979-80	1.28
-	2017-18	1.25
6.	1982-83	1.25

218 - Nebraska's 3-pointers this season which ranks fifth on the Huskers' single-season list. With four 3-pointers on Sunday, the 2017-18 Huskers would jump to third on the single-season chart.

PROBABLE STARTERS (Based on last game)



#5 Glynn Watson Jr. | G | Jr. | 6-0 | 174 | Bellwood, Ill.

2017-18: PPG: 10.5 | RPG: 3.3 | APG: 3.3 | SPG: 1.4

Worth Noting: Third-year starter has 11 career 20-point games, including four in 2017-18...Fifth in the Big Ten in steals and ninth in assist-to-turnover ratio...Had eight points, five boards and two steals vs. Indiana...Led NU with 19 points, six boards and six dimes at Northwestern...Scored a season-high 29 points and added nine rebounds vs. No. 14 Minnesota...Totaled 26 points and a career-best six steals vs. LBSU...Was third in the Big Ten in steals and 18th in scoring in 2016-17... Ranked 71st in the class of 2015 by ESPN.com...Averaged 15.5 points, 4.3 rebounds, 4.0 assists and 3.0 steals per game in leading St. Joseph High School to a state title in 2015.

Career Bests: Pts: 34 | Reb: 9 | Ast: 9 | Stl: 6



#24 James Palmer Jr. | G | Jr. | 6-6 | 210 | Upper Marlboro, Md.

2017-18: PPG: 17.6 | RPG: 4.5 | APG: 3.0

Worth Noting: Ranks fourth in the B1G in scoring and second in B1G play (19.3 ppg)...Reached double figures 28 times, including a career-high 34-point effort at Ohio State...Tallied 15 points, four rebounds and three assists vs. IU...Had 24 of his 26 points in second half vs. Maryland and added five assists and four boards...Totaled 19 points, a career-high nine assists and seven rebounds at Minnesota...Named Big Ten Co POW on Jan. 22...Led NU with 24 points vs. Illinois, including game-winning 3-pointer with 0.3 seconds left...Played in 34 games in 2015-16 at Miami, averaging 3.4 ppg...Rated by Rivals and Scout as top-100 player in the class of 2014 at St. John's College High School in Washington, D.C.

Career Bests (includes Miami): Pts: 34 | Reb: 8 (3x) | Ast: 9 | Stl: 5



#13 Anton Gill | G | Sr. | 6-3 | 195 | Raleigh, N.C.

2017-18: PPG: 8.1 | RPG: 1.8 | APG: 1.2

Worth Noting: Started the last 11 games...Tallied nine double-figure performances in 2017-18... Ranks among Big Ten leaders in 3-pointers per game (1.9, 13th)...Had five points, two steals and two assists vs. Indiana...Totaled 12 points at Minnesota...Scored all 10 of his points in the second half in the win over No. 23 Michigan...Had career-high 21 points, including four 3-pointers, vs. UTSA...Played in 12 games last year before a season-ending knee injury...Spent two seasons at Louisville, helping the Cardinals to one Elite Eight and one Sweet 16...Rated the No. 50 player by ESPN in the class of 2014, averaging 28.2 ppg, 5.3 rpg, 4.1 apg at Hargrave Military Academy.

Career Bests (includes Louisville): Pts: 21 | Reb: 6 | Ast: 6 (3x) | Stl: 4



#14 Isaac Copeland Jr. | F | Jr. | 6-9 | 221 | Raleigh, N.C.

2017-18: PPG: 13.0 | RPG: 6.1 | APG: 1.1 | BPG: 1.1

Worth Noting: Reached double figures 21 times, including five 20-point efforts...Finished with 13 points vs. Indiana...Led NU with 17 points and five boards at Illinois...Totaled 23 points and 11 rebounds vs. Iowa...Led NU with 23 points and added seven boards at Rutgers...Had 1st double-double of year vs. Creighton (20 pt, 11 reb)...Had 21 points and eight boards at PSU...Had a season-high 30 points vs. No. Dakota...Played just seven games at Georgetown in 2016-17 before back surgery...Started all 33 games in 2015-16, averaging 11.1 ppg and 5.4 rpg, including 32-point game vs. Marquette...No. 16 player in the class of 2014 by ESPN and a five-star recruit by Rivals.

Career Bests (includes Georgetown): Pts: 32 | Reb: 13 | Ast: 7 | Bl: 4 | Stl: 3 (3x)



#15 Isaiah Roby | F | So. | 6-8 | 225 | Dixon, Ill.

2017-18: PPG: 8.3 | RPG: 6.1 | APG: 1.7 | BPG: 1.9

Worth Noting: Started last 11 games and is fourth in Big Ten in blocks...Reached double figures in points 13 times...Had 11 points and nine boards vs. Indiana...Posted his third straight double-double with 14 points and 10 boards at Illinois...Also had double-doubles vs. Maryland (11 pt/10 reb), Rutgers (10 pt/11 reb) and Eastern Illinois (11 pt/13 reb)...Posted a career-high 19 points along with eight rebounds and five blocks at Minnesota...Had 17 points and eight boards vs. Iowa...Played in 30 games as a freshman, averaging 3.1 points and 2.9 rebounds per game...Averaged 19.7 ppg, 10.5 rpg, 5.5 apg and 3.9 bpg per game as a senior at Dixon (Ill.) High School.

Career Bests: Pts: 19 | Reb: 13 | Ast: 4 (2x) | Bl: 6 | Stl: 4

ACTIVE CAREER LEADERS (AS OF FEB. 21)

Points.....	Glynn Watson Jr., 1012
Rebounds.....	Jordy Tshimanga, 258
3-Pointers.....	Glynn Watson Jr., 99
Field Goals.....	Glynn Watson Jr., 368
Free Throws.....	Glynn Watson Jr., 177
Assists.....	Glynn Watson Jr., 263
Steals.....	Glynn Watson Jr., 132
Blocked Shots.....	Isaiah Roby, 81
Games Played.....	Glynn Watson Jr., 95
Games Started.....	Glynn Watson Jr., 75

EXPERIENCE CHART

Totals	Career GP	GP at NU	Starts	Starts at NU
Akenten	7	7	0	0
Allen	29	29	0	0
Borchardt	28	28	0	0
Copeland	103	30	79	30
Costello	0	0	0	0
Gill	95	40	12	12
Laws	22	18	0	0
McVeigh	78	78	15	15
Okeke	120	26	27	1
Palmer	102	30	35	30
Roby	59	59	15	15
Taylor	92	61	55	40
Thorbjarnarson	8	8	0	0
Trueblood	16	16	0	0
Tshimanga	59	59	27	27
Watson	95	95	75	75
Totals	913	584	340	245

RETURNING TEAM STATS

Pct. of scoring.....	50.0 (1085/2168)
Pct. of rebounds.....	44.9 (493/1099)
Pct. of field goals made.....	49.4 (392/793)
Pct. of field goals attempted.....	51.5 (982/1086)
Pct. of 3-point FG made.....	63.1 (113/179)
Pct. of 3-point FG attempted.....	59.8 (335/560)
Pct. of free throws made.....	46.7 (188/403)
Pct. of free throws attempted.....	45.4 (258/568)
Pct. of assists.....	48.9 (173/578)
Pct. of steals.....	61.1 (129/211)
Pct. of blocked shots.....	47.4 (55/116)
Pct. of minutes.....	55.4 (3488/6300)

NOTE: All statistics based on returning player stats and percentage of overall team totals from 2016-17.

RETURNING STAT LEADERS

Points per game.....	Glynn Watson Jr. – 13.0
Rebounds per game.....	Jordy Tshimanga – 4.0
Assists per game.....	Glynn Watson Jr. – 2.6
Steals per game.....	Glynn Watson Jr. – 1.6
Blocked Shots per game.....	Isaiah Roby – 0.9
Games Started.....	Glynn Watson Jr. – 29
Minutes Played.....	Glynn Watson Jr. – 979
Field Goals Made.....	Glynn Watson Jr. – 144
Field Goal Pct.....	Jordy Tshimanga – 44.9
Free Throws Made.....	Glynn Watson Jr. – 68
Free Throw Pct.....	Glynn Watson Jr. – 81.0
3-Pointers Made.....	Glynn Watson Jr. – 48
3-Point Field Goal Pct.....	Glynn Watson Jr. – 39.7

2017-18 BIG TEN STANDINGS (2/23)

Team	B1G	Pct.	Overall	Pct.
Michigan State	15-2	.882	27-3	.900
Ohio State	14-3	.824	23-7	.767
Purdue	14-3	.824	25-5	.833
Nebraska	12-5	.706	21-9	.700
Michigan	12-5	.706	23-7	.767
Indiana	9-8	.529	16-13	.552
Penn State	9-8	.529	19-11	.633
Maryland	8-9	.471	19-11	.633
Wisconsin	7-10	.412	14-16	.467
Northwestern	6-11	.354	15-15	.500
Minnesota	4-13	.235	15-15	.500
Illinois	3-14	.176	13-17	.433
Rutgers	3-14	.176	13-17	.433
Iowa	3-14	.176	12-18	.400

Date	Matchup	Time/Result	Media
Feb. 19	Maryland 71, Northwestern 64 Wisconsin 73, Minnesota 63 (OT)		
Feb. 20	Michigan State 81, Illinois 61 Ohio State 79, Rutgers 52 Nebraska 66, Indiana 57		
Feb. 21	Michigan 72, Penn State 63 Minnesota 86, Iowa 82		
Feb. 22	Purdue 93, Illinois 86 Wisconsin 70, Northwestern 64		
Feb. 23	Ohio State at Indiana	7 pm	FS1
Feb. 24	Michigan at Maryland	11 am	ESPN
Feb. 25	Michigan State at Wisconsin Illinois at Rutgers Minnesota at Purdue Penn State at Nebraska Northwestern at Iowa	Noon 2 pm 3 pm 4:15 pm 6:30 pm	CBS Sports BTN FS1 BTN BTN

2017-18 TEAM LEADERS (*INCLUDES TIES)

Double-Figure Scoring Games:Palmer 28; Watson 15;
Copeland 21; Taylor 7; Roby 13; Gill 9;
McVeigh 1; Allen 2; Tshimanga 1

10+ Rebounding Games:.....Tshimanga 3; Roby 5;
 Copeland 2; Borchardt 1

Double-Doubles: Roby 4; Copeland 2

20-Point Games:Watson 4; Copeland 5; Palmer 8; Gill 1

30-Point Games: Copeland 1; Palmer 1

Games Leading NU in Scoring:*
Palmer 19; Copeland 8; Watson 5; Gill 1; Roby 1

Games Leading NU in Rebounding:*Copeland 11; Roby 12;
Tshimanga 3; Watson 1; Borchardt 1; Palmer 2; Taylor 1

Games Leading NU in Assists:*
Taylor 9; Watson 13; Palmer 14; Copeland 2; Gill 1; Roby 2

Games Leading NU in Blocks* Roby 16; Copeland 9;
 Okeke 6; Palmer 4; Tshimanga 2; Taylor 3; Borchardt 1; Watson 1

Games Leading NU in Steals* . Watson 13; Palmer 10; Taylor 10;
Copeland 12; Roby 6; Tshimanga 1; Thorbjarnarson 1;
 McVeigh 1; Allen 3; Gill 3; Okeke 1; None 1

PENN STATE PROBABLE STARTERS

No.	Name	Pos.	Yr.	Ht.	Wt.	G/GS	PPG	RPG	Other
10	Tony Carr	G	So.	6-5	204	28/28	19.6	4.6	4.9 apg
23	Josh Reaves	G	Jr.	6-4	210	25/23	10.6	4.8	2.2 spg
33	Shep Garner	G	Sr.	6-2	196	30/30	10.3	2.0	1.3 apg
11	Lamar Stevens	F	So.	6-8	226	30/30	15.3	6.2	1.1 bpg
44	Julian Moore	F	Sr.	6-10	248	29/3	1.7	1.6	0.7 bpg

SCOUTING PENN STATE

Under seventh-year coach Patrick Chambers, Penn State comes into the regular-season finale with a 19-11 record and a 9-8 conference record and have a chance to finish above .500 in conference play for the first time since the 2008-09 campaign. The Nittany Lions will be either the sixth or seventh seed in the Big Ten Tournament depending on this weekend's results. PSU has a veteran lineup, returning four starters from a year ago and have five players averaging double figures.

Sophomore point guard Tony Carr leads the attack, as he leads the Big Ten in scoring (19.6 ppg), fifth in assists (4.7 apg), second in 3-point percentage (.466) and seventh in free throw percentage (.827). Sophomore forward Lamar Stevens averages 15.3 points and 6.2 rebounds per game, while Josh Reaves (10.6 ppg, .388 from 3-point range) and Shep Garner (10.3 ppg, .413 from 3-point range) give the Nittany Lions a pair of dangerous shooters. Mike Watkins was ruled out of Sunday's game with a knee injury suffered on Wednesday vs. Michigan. He is second in the Big Ten in rebounding at (8.9 per game), paces the Big Ten in field goal percentage (.685) and is third in blocks per game (3.2).

SERIES HISTORY

Sunday's game is the 17th meeting between the Huskers and Nittany Lions, and Penn State holds a 9-7 advantage. Since Nebraska joined the Big Ten, the Huskers are 6-7 against the Nittany Lions (6-5 in regular season; 0-2 in Big Ten Tournament). The teams played three times before Nebraska joined the Big Ten, a home-and-home series in 1980 and 1981 and in the second round of the 1995 NIT. Nebraska is 6-1 in Lincoln all-time against the Nittany Lions.

LAST MEETING VS. PENN STATE

Tony Carr's jumper with 2.7 seconds remaining in overtime thwarted Nebraska's comeback bid and gave Penn State a 76-74 win over the Huskers on Jan. 12.

Nebraska took a 68-65 lead on Isaiah Roby's 3-pointer with 3:36 left in the extra session, but Carr, who was 2-of-17 in regulation, tied it up on the subsequent possession with a 3-pointer of his own. Roby, who finished with a career-high 12 points and six rebounds, hit a pair of free throws with 2:50 left, but the Nittany Lions tied the score at 70-all on a putback from Nazeer Bostick with 1:43 left.

Nebraska led 71-70 on a Watson free throw, but Carr's jumper put PSU up 72-71 with 1:08 remaining. After a Husker miss, Carr hit a pair of three throws to extend the lead to 74-71 with 23.6 seconds left, only to see Anton Gill tie it with a 3-pointer from the wing with 13.3 seconds left, setting up the final score for the Nittany Lions. Nebraska had one last attempt, but Roby was unable to get off a half court attempt for the game winner.

Carr finished with 17 points, as one of three Penn State players in double figures, joining Lamar Stevens (26 points) and Mike Watkins (20 points). Isaac Copeland and Glynn Watson Jr. tied for team-high honors for Nebraska with 21 points apiece, as Copeland scored 19 of his 21 points after halftime when Nebraska rallied from 16 points down and had a chance to win in regulation.

LAST TIME OUT

The Nebraska men's basketball team overcame a one-point halftime deficit and used a gritty second-half effort to tie a school record for conference victories in a 66-57 win over Indiana on Tuesday night.

The Huskers shot just 31.4 percent from the field in the first half and were held to 25 first-half points, but responded by shooting 51.9 percent in the second half and outscoring Indiana, 41-31, in the second half.

By rallying from a halftime deficit to win for the fourth time this season, Nebraska improved to 21-9 on the season and moved to 12-5 in Big Ten Conference play. The 12 conference victories tie the school record for most conference wins in a season, while Nebraska moved one-half game ahead of No. 17 Michigan for fourth place in the Big Ten standings.

James Palmer Jr., Isaac Copeland and Isaiah Roby all scored in double figures for a balanced Husker offense that saw eight players score at least three points. Palmer led Nebraska with 15 points, while Copeland scored 13 and Roby chipped in 11 points. Roby narrowly missed his fourth consecutive doubles, grabbing nine rebounds.

Nebraska forced Indiana into committing a season-high-tying 19 turnovers and converted those turnovers into 26 points. The Huskers also hit the glass hard, outrebounding the Hoosiers by six and scoring 14 second-chance points.

POSTGAME NOTES

- ▶ The Huskers' 12 conference victories tie the school record, as Nebraska also won 12 Big Eight Conference games during the 1965-66 season and 12 Missouri Valley Conference wins during the 1915-16 campaign.
- ▶ The Huskers notched their 21st win of the regular season, marking only the third time in program history that Nebraska has won more than 20 games in a regular season.
- ▶ NU forced 19 Indiana turnovers, tying the Hoosiers' season high. Indiana also committed 19 turnovers in their season opener against Indiana State. NU converted those into 26 points.
- ▶ Nebraska's 19 offensive rebounds was its highest total since grabbing 20 against North Texas on Nov. 13.
- ▶ Nebraska finishes the regular season 8-0 in either zero or one-day preps, including 4-0 in Big Ten action.

21 WINS AND COUNTING

Entering Sunday's game with Penn State, Nebraska has enjoyed one of its most successful regular seasons in school history. With 21 wins, it marks just the sixth time in its 122-year history and first since the 1992-93 season. Only two teams in program history have won more regular-season games than the 2017-18 Huskers.

Nebraska now has 13 20-win seasons in school history, as this marks Nebraska's first since the 2007-08 campaign. It is the first time Head Coach Tim Miles has enjoyed a 20-win season since the 2011-12 campaign at Colorado State, when his Rams went 20-12 and earned an NCAA Tournament appearance.



BIG TOURNAMENT SCENARIOS

Nebraska will be either the No. 4 or 5 seed in next week's Big Ten Tournament in Madison Square Garden depending on this weekend's games.

- ▶ Nebraska wins: The Huskers are the No. 4 seed and will play on Friday, March 2, at approx. 1:20 p.m. against either the No. 5/12/13 seed.
- ▶ Nebraska loss OR Michigan loss (at Maryland, Sat.): The Huskers are the No. 4 seed and will play on Friday, March 2, at approx. 1:20 p.m. against either the No. 5/12/13 seed. Both teams would be 12-5 and Nebraska would hold the tiebreaker on the basis of the win on Jan. 18.
- ▶ Nebraska loses AND Michigan wins (at Maryland, Sat.): The Huskers are the No. 5 seed and will play on Thursday, March 1, at approx. 1:20 p.m. against the winner of the No. 12/13 game on Feb. 28.

ABOUT NEBRASKA

- ▶ The Huskers enter the final weekend of the regular season as winners in nine of their last 11 games dating back to Jan. 15 and seven of its last eight dating back to Jan. 24.
- ▶ With a win on Sunday, Nebraska can pick up its 22nd win of the season, which would tie for second in school history.
- ▶ Nebraska comes into Sunday's game with a 21-9 record which is the best 30-game mark since the 1990-91 season when the Huskers were 24-6 entering the Big Eight Tournament.
- ▶ NU picked up its 12th conference win of the season against Indiana on Tuesday, as Nebraska tied the school record for most conference wins in a season shared by the 1965-66 and 1915-16 teams. Tim Miles is the only coach in school history to have multiple teams win 11 or more conference games.
- ▶ The 2017-18 season marks just the third time in school history that both the Husker men and women have won 10-or-more conference games. The others came in 2013-14 (Big Ten) and 1997-98 (Big 12). The Husker women are 20-8 on the season following Thursday's 59-51 win over Penn State. It is also just the fifth time in school history that both programs won 20 games in a season (also 1992-93, 1997-98, 1998-99 and 2007-08).

▶ Nebraska is 15-1 at Pinnacle Bank Arena this season with the only loss coming in a one-point setback against then-No. 13 Kansas on Dec. 16. A win on Sunday would give NU a 16-1 mark, its best home record by winning percentage since the 1982-83 campaign. Nebraska also has a Big Ten-leading 10 game home win streak dating back to Dec. 20.

▶ A win on Sunday against Penn State would also give Nebraska a perfect conference home record for just the ninth time in school history and first since the 1965-66 season. All of the other seasons with a perfect conference record were between 1908 and 1921.

▶ Nebraska's defense has been its calling card in Big Ten action.

The Huskers are third in field goal defense (.412) in conference play and held 12 of their last 15 opponents under 45 percent shooting. Nebraska also leads the Big Ten in 3-point defense in conference play, holding opponents to 30 percent shooting from beyond the arc.

▶ Of Nebraska's six losses dating back to Dec. 9, NU lost twice in the last 30 seconds (vs. No. 13 Kansas, at PSU) and had three others where NU was within a point in the last four minutes (at Creighton, at No. 13 OSU, at Illinois).

▶ The Huskers are averaging 73.1 points per game and is on track for one of the best offensive seasons in recent years. NU's 73.1 points per game is NU's best average through the first 30 games since 1996-97.

▶ Nebraska relies on a pair of transfers in James Palmer Jr. (Miami) and Isaac Copeland (Georgetown), as the duo combines for more than 30 points per game. In all, 48.0 percent of the Huskers' offense this year has been by players in their first year in the program.

▶ Nebraska's biggest offensive strength has been a balanced attack with three players averaging double figures, led by James Palmer Jr., who averages a team-high 17.6 points per game to lead all Big Ten newcomers in scoring. Palmer is currently on track to enjoy one of the top first-year seasons in school history, as the top three first-year scorers have been in Tim Miles' six seasons at Nebraska.

20+ REGULAR SEASON WINS

Season	Reg. Season Wins	Final Record
1990-91	24	26-8
1919-20	22	22-2
2017-18	21	TBD
1977-78	20	22-8
1965-66	20	20-5
1992-93	20	20-11

MOST WINS IN SCHOOL HISTORY

No.	Year	Wins	Conf.
1.	1990-91	26	Big Eight
2.	1982-83	22	Big Eight
	1977-78	22	Big Eight
	1919-20	22	Missouri Valley
5.	2017-18	21	Big Ten
	1995-96	21	Big Eight
	1986-87	21	Big Eight

MOST CONFERENCE WINS

No	Year	Conference
12	2017-18	Big Ten
12	1965-66	Big Eight
12	1915-16	Missouri Valley
11	2013-14	Big Ten
11	1924-25	Missouri Valley

BEST HOME MARK BY PCT. (Min. 10 games)

No.	Season	Record	Pct
1.	1965-66	11-0	1.000
	1920-21	10-0	1.000
	1912-13	10-0	1.000
4.	1982-83	17-1	.944
5.	2016-17	15-1	.938
	2013-14	15-1	.938

HIGHEST SCORING AVG (Last 22 Years)

Year	First 30-Game Avg.
1995-96	80.1
1996-97	73.2
2017-18	73.1
1997-98	72.2
2015-16	71.9

AP TOP 25 (FEB. 19)

No	Team (1st)	Record	Points
1	Virginia (42)	24-2	1,601
2	Michigan State (19)	26-3	1,565
3	Villanova (4)	24-3	1,509
4	Xavier	24-4	1,398
5	Duke	22-5	1,292
6	Gonzaga	25-4	1,206
6	Texas Tech	22-5	1,206
8	Kansas	21-6	1,166
9	Purdue	24-5	1,130
10	North Carolina	21-7	1,074
11	Cincinnati	23-4	954
12	Auburn	23-4	873
13	Wichita State	21-5	870
14	Arizona	21-6	831
15	Clemson	20-6	683
16	Ohio State	22-7	680
17	Michigan	22-7	615
18	Rhode Island	21-4	455
19	Tennessee	19-7	427
20	Nevada	23-5	330
21	West Virginia	19-8	329
22	Saint Mary's	25-4	291
23	Houston	21-5	263
24	Middle Tennessee	22-5	87
25	Florida State	19-8	63

Others receiving votes: Baylor 52, Kentucky 33, Arizona State 32, Arkansas 23, UCLA 20, St. Bonaventure 13, Virginia Tech 12, Creighton 10, Penn State 6, Missouri 5, Kansas State 5, Texas A&M 4, TCU 4, Loyola-Chicago 2, Butler 2, East Tennessee State 1, Alabama 1, Boise State 1, Oklahoma 1

USA TODAY COACHES (FEB. 19)

No	Team (1st)	Record	Points
1	Michigan State (20)	26-3	782
2	Virginia (8)	24-2	773
3	Villanova (4)	24-3	745
4	Xavier	24-4	656
5	Duke	22-5	655
6	Gonzaga	25-4	602
7	Texas Tech	22-5	588
8	Kansas	21-6	566
9	Purdue	24-5	526
10	North Carolina	21-7	498
11	Cincinnati	23-4	497
12	Wichita State	21-5	404
13	Auburn	23-4	358
14	Arizona	21-6	340
15	Ohio State	22-7	339
16	Michigan	22-7	325
17	Clemson	20-6	324
18	Rhode Island	21-4	263
19	Tennessee	19-7	208
20	Saint Mary's	25-4	173
21	West Virginia	19-8	168
22	Nevada	23-5	143
23	Houston	21-5	119
24	Middle Tennessee	22-5	72
25	Arizona State	19-7	47

Others receiving votes: Creighton 34, Kentucky 31, Virginia Tech 20, Florida State 18, Texas A&M 15, Florida 14, Seton Hall 13, Baylor 12, UCLA 11, St. Bonaventure 11, Butler 9, Kansas State 9, Miami 9, Nebraska 7, Loyola-Chicago 6, Arkansas 3, East Tennessee State 2, Louisiana 1, Boise State 1, New Mexico State 1, Oklahoma 1, TCU 1

QUICK FACTS

LocationLincoln, Neb.
 Founded1869
 Enrollment 26,079
 Nickname Cornhuskers, Huskers
 Colors Scarlet & Cream
 Affiliation NCAA Division I
 Conference Big Ten Conference
 Home Arena Pinnacle Bank Arena
 Capacity/Year Opened15,000/2013
 Chancellor Ronnie Green
 Faculty Rep Josephine Potuto, J.D.
 Athletic Director Bill Moos
 Athletic Dept. Phone (402) 472-4224
 Ticket Office Phone (402) 472-3111 or 1-800-8BIGRED
 Official Nebraska Web site Huskers.com

HISTORY

First year of basketball 1896-97
 Regular-Season conference titles (Last)7 (1950)
 Postseason conference titles (Last)1 (1994)
 All-time postseason appearances 24
 All-time postseason record23-23
 NCAA Appearances (last)7 (2014)
 NIT Appearances (last)17 (2011)

BASKETBALL STAFF

Head Coach Tim Miles
 Alma Mater University of Mary, 1989
 Assistant Coaches Kenya Hunter (5th season)
 Jim Molinari (4th season), Michael Lewis (2nd season)
 Strength Coach Tim Wilson
 Director of Operations Gregory Eaton

TEAM INFORMATION

2016-17 Record12-19 (8-8 H, 3-8 A, 1-3 N)
 Big Ten Record (Finish) 6-12 (12th)
 Starters Returning/Lost 2/3
 Lettermen Returning/Lost9*/7

*Includes one player who lettered in 2015-16, but DNP in 2016-17

STARTERS RETURNING (2)

Glynn Watson Jr., G (29 starts) 13.0 ppg, 2.6 apg, 1.6 spg
 Evan Taylor, G (21 starts) 5.2 ppg, 2.9 rpg

STARTERS LOST (3)

Tai Webster, G (31 starts) 17.0 ppg, 5.1 rpg, 4.0 apg
 Ed Morrow Jr., F (18 starts)9.4 ppg, 7.5 rpg
 Michael Jacobson, F (31 starts) 6.0 ppg, 6.2 rpg

RETURNING LETTERWINNERS (7)

Jack McVeigh, F30 games (11 starts); 7.5 ppg; 2.5 rpg
 Jordy Tshimanga, C 31 games (9 starts); 5.0 ppg, 4.0 rpg
 Anton Gill, G 12 games (1 start); 3.8 ppg, 1.9 rpg
 Isaiah Roby, F 30 games (4 starts); 3.1 ppg; 2.9 rpg
 #-Malcolm Laws, G 5 games (0 starts); 0.4 ppg; 0.2 rpg
 #-Tanner Borchardt, F 1 game (0 starts); 0.0 ppg, 0.0 rpg
 #-Johnny Trueblood[^], G 10 games (0 starts); 0.8 ppg; 0.2 rpg
[^]-Lettered in 2015-16, DNP in 2016-17

OTHER LETTERWINNERS LOST (4)

Nick Fuller, F 15 games; 1.1 ppg, 1.1 rpg
 Jeriah Horne, F 29 games; 4.3 ppg; 1.9 rpg
 Mohammed Elradi, G 2 games; 1.0 ppg, 0.5 rpg
 Jason Shultis, G 2 games; 0.0 ppg; 1.5 rpg

NEWCOMERS (7)

James Palmer Jr. G, 6-6, 213, Jr. Upper Marlboro, Md. (Miami)
 Isaac Copeland F, 6-9, 220, Jr. Raleigh, N.C. (Georgetown)
 Duby Okeke C, 6-8, 230, Sr., Jonesboro, Ga. (Winthrop)
 Thomas Allen G, 6-1, 180, Fr. (Raleigh, N.C.)
 Nana Akenten G, 6-6, 210, Fr. (Bolingbrook, Ill.)
 Thorir Thorbjarnarson G, 6-5, 195, Fr. (Reykjavik, Iceland)
 #-Justin Costello G, 6-1, 180, Fr. (Omaha, Neb.)

#-Walk-on student-athlete

▶ James Palmer Jr. is averaging 19.3 points per game in Big Ten play, and is threatening to be the first Husker to average at least 20 points per game in conference play since current Cleveland Cavaliers coach Tyronn Lue averaged 21.8 points per game in 1997-98.

▶ Palmer has shown the ability to get to the foul line, as he leads the Big Ten with 203 attempts through Sunday's games. Maryland's Anthony Cowan Jr. is second with 179. Palmer now ranks fifth on NU's single-season free throws made list with 150. He is eight away from fourth place (Dave Hoppen, 158, 1984).

▶ Copeland has performed at an all-conference level over the past month, averaging 15.6 ppg on 55 percent shooting and 5.6 rebounds per game in Nebraska's last eight contests.

▶ Since returning to the team after missing two games in January, Jordy Tshimanga has provided a spark off the bench. He is averaging 4.9 points per game on 57 percent shooting and 4.4 rebounds per game.

▶ Nebraska's 11-point deficit at Wisconsin on Jan. 29 was its largest comeback of the season (previous high was seven at Northwestern on Jan. 2) and the seventh time under Tim Miles that Nebraska has overcome a 10-point deficit. Over the past two years, NU has won three road games while overcoming a double-digit deficit, matching NU's total from the previous 20 years.

▶ Palmer enjoyed one of the most prolific scoring performances in school history at No. 13 Ohio State on Jan. 22 with his 34-point effort against the Buckeyes. It marked the second-highest scoring effort in a road game in school history and the most on the road by a Husker since 2006.

▶ Duby Okeke ranks 10th among all active Division I players with 191 career blocked shots. Okeke had a season-high four blocked shots against Rutgers on Feb. 10.

FIRST-YEAR HUSKERS w/15.0 PPG +			
No.	Player	PPG	Year
1.	Terran Petteway	18.1	2013-14
-	James Palmer Jr.	17.6	2017-18
2	Andrew White III	16.6	2015-16
3.	Joe McCray	15.5	2004-05
4.	Tom Baack	15.4	1965-66
	Bo Spencer	15.4	2011-12
	Albert Maxey	15.4	1958-59
7.	Fred Hare	15.2	1964-65

10+ COMEBACKS UNDER MILES		
Year	Opponent	Deficit
2012-13	Iowa	19
2013-14	Indiana	16
2014-15	Omaha	16
2015-16	Rhode Island	11
2016-17	at Maryland	13
2016-17	at Ohio State	11
2017-18	at Wisconsin	11

FROM WORST TO FIRST

Nebraska's defense has significantly improved from last season, and the biggest difference is in its 3-point defense. Last year, the Huskers were last in the Big Ten in defending the 3-pointer, as opponents shot nearly 40 percent from 3-point range, including 42.5 percent in conference play. This year, Nebraska leads the Big Ten in that category, holding opponents to just 31.7 percent shooting from beyond the arc.

▶ Nebraska has improved from 345th to 32nd nationally in 3-point percentage defense entering Sunday's game with Penn State.

▶ The Huskers are threatening the school record for best 3-point field goal percentage defense (30.2 percent) set during the 2002-03 season.

▶ In Big Ten play, NU's defense has been even better, limiting teams to just 30.0 percent beyond the arc to lead the conference.

LONG RANGE IMPROVEMENT

DEFENSE		
Year	3pt Pct.	3/GM
2016-17	.399	7.7
2017-18	.317	5.7

BLOCK BY BLOCK

One of the biggest differences between previous seasons and 2017-18 is the Huskers' interior size and it has made a defensive impact for the Huskers.

▶ Nebraska ranks ninth nationally and second in the Big Ten in blocked shots per game with 5.6 per outing entering Sunday's game with Penn State. It is on pace to be the highest total since the 1996-97 team blocked a school-record 6.12 shots per game.

▶ Nebraska has 168 blocked shots this season, which is fifth on NU's single-season list and the most blocks by a Husker team in 21 seasons. Nebraska needs one blocked shot to move into a tie for third.

▶ Nebraska has blocked five or more shots 20 times this season, including five games with at least nine blocks.

▶ The Huskers' 14 blocked shots at Northwestern on Jan. 2 broke the school record for most in a conference game (12 vs. Colorado, 2005).

▶ Nebraska has three players - Isaiah Roby (1.9 bpg), Isaac Copeland (1.1 bpg) and Duby Okeke (1.0 bpg) - currently averaging at least one block per game. Over the past four seasons, only one Husker has averaged a block per game.

▶ Isaiah Roby's 56 blocks are the most by a Husker since Aleks Maric blocked 57 shots 10 years ago and five away from 10th place on NU's single-season list. He has five or more blocks three times, including six blocks against Eastern Illinois, the most by a Husker since the 2005-06 season.

HIGHEST BLOCKS PER GAME

No	Year	BPG
1.	1996-97	6.12
2.	1991-92	5.83
-	2017-18	5.60
3.	1995-96	5.29
4.	1997-98	4.88

SINGLE-SEASON BLOCKS

No	Year	Blocks
1.	1996-97	202
2.	1995-96	185
3.	1991-92	169
4.	2017-18	168
5.	1990-91	165

HUSKERS FIND BALANCE IN 2017-18

Tim Miles believes that the 2017-18 Huskers are the deepest roster he has enjoyed in his six-year tenure and that has played out during the course of the year. With eight players averaging at least 10 minutes per outing, Miles has relied on the Huskers' depth. While James Palmer Jr. is fourth in the Big Ten in scoring at 17.6

NU PLAYERS AMONG BIG SCORING LEADERS

Year	Player	PPG	Rk.
2013-14	Terran Petteway	18.1	1st
2014-15	Terran Petteway	18.2	4th
2015-16	Shavon Shields	16.8	5th
2016-17	Tai Webster	17.0	4th
2017-18	James Palmer Jr.	17.6	4th

ppg, he is one of three Huskers averaging double figures while three other players are averaging at least 6.5 points per game.

- ▶ Under Miles, NU has had three double figure scorers twice in the five seasons (2012-13 and 2015-16).
- ▶ Nebraska is 18-4 this season when three or more players reach double figures.
- ▶ Nine Huskers have already reached double figures in scoring this season, including 20-point efforts from Isaac Copeland, James Palmer Jr., Glynn Watson Jr. and Anton Gill.

SHARING THE BALL

For Tim Miles, a main offensive focus over the summer and during the preseason has been better ball movement to create better offensive opportunities. Nebraska has shared the ball better than any previous Tim Miles' coached Husker team.

- ▶ Nebraska's assists per game is on pace to be the Huskers' highest total in eight seasons, as NU is up more than 2.0 assists per game compared to last season.
- ▶ NU has been solid in both assist-to-turnover ratio (1.3-to-1, sixth) and turnover margin (+1.6, fifth).
- ▶ Nebraska has averaged assists on 55.1 percent of its baskets, which is the highest rate of Tim Miles' 13-year tenure as a Division I coach. The last time a Miles-coached team assisted on 50 percent of its baskets came during the 2011-12 season at Colorado State (50.1). That team won 20 games and earned an at-large berth to the NCAA Tournament.
- ▶ Nebraska has dished out 20 or more assists four times this season, including 24 assists against Delaware State on Dec. 22. During the previous five years, it has occurred only once in 161 games.
- ▶ Nebraska is 25-3 under Miles when dishing out at least 15 assists, including 8-1 in 2017-18.
- ▶ Glynn Watson Jr. (3.3 apg), James Palmer Jr. (3.0 apg) and Evan Taylor (2.3 apg) all average at least 2.0 assists per game.

ASSIST RATE		
Year	Rate	APG
2017-18	55.1	13.8
2016-17	44.1	11.4
2015-16	45.0	11.7
2014-15	47.4	10.2
2013-14	42.3	9.5
2012-13	45.9	9.9

PALMER EMERGES INTO ONE OF BIG TEN'S BEST

James Palmer Jr. is on track to continue the success of transfers who have enjoyed success under Miles. Palmer, as well as Isaac Copeland, look to join Andy Ogide (CSU, 2009), Terran Petteway (NU, 2014) and Andrew White III (NU, 2016), as players who earned all-conference recognition in their first season under Miles.

Palmer Jr. has become one of the Big Ten's top performers, averaging a team-high 17.6 points, 4.5 rebounds and 3.0 assists per game. He is second on the team in assists and third in steals.

- ▶ Ranks fourth in the Big Ten in scoring and is averaging more than four points per game more than any other newcomer in the conference (Michigan's Charles Matthews, 13.0 ppg).
- ▶ Has a team-high eight 20-point games, including a career-high 34-point effort at No. 13 Ohio State. In his two seasons at Miami, Palmer reached double figures six times in 72 contests.
- ▶ Averaging 21.7 ppg, 4.5 rebounds and 3.5 assists per game over Nebraska's last 11 games dating back to Jan. 15, including five 20-point performances.
- ▶ Carried the Huskers to a win over Maryland on Feb. 13, scoring 24 of his 26 points in the second half, as he also had five assists and four rebounds. His 24 second-half points tied a school mark for most points in a half. His 24-point second half tied a school record for most points in a half, last set exactly 10 years earlier.
- ▶ Nearly turned in a double-double at Minnesota on Feb. 6, finishing with 19 points along with career highs in both assists (nine) and rebounds (eight).
- ▶ Sparked NU to a comeback win at Wisconsin on Jan. 29, scoring 21 of his 28 points in the second half, as he also grabbed a season-high eight rebounds.
- ▶ Had a game-high 28 points, including 11-of-14 from the foul line, and five assists in the win over Iowa on Jan. 27.
- ▶ Enjoyed the best performance of his career, as he had 34 points, including 5-of-9 from 3-point range, at No. 13 Ohio State on Jan. 22. His 34-point effort was the most by a Husker in a road game since 2006.
- ▶ Garnered Big Ten Co-Player of the Week on Jan. 22, as he averaged 21.5 ppg on 56 percent shooting in wins over Illinois and No. 23 Michigan.
- ▶ Provided the heroics in Nebraska's 64-63 win over Illinois on Jan. 15, scoring 24 points, including a game-winning 3-pointer with 0.3 seconds remaining.
- ▶ A former top-100 recruit, Palmer played at the University of Miami for two seasons, averaging 3.4 points on the Hurricanes' Sweet 16 team in 2015-16.

COPELAND FINDS CONSISTENCY

Entering the season, junior Isaac Copeland was an X factor for the Huskers after undergoing back surgery last February. The 6-foot-9 forward averaged just 7.0 ppg in NU's first three games, but a 30-point effort against North Dakota on Nov. 19 kick-started his season.

Copeland has emerged as a solid performer for the Huskers, ranking first or second on the team in scoring (13.0 ppg, second), rebounding (6.1 rpg, first) and blocked shots (1.1 bpg, second) in his first season as a Husker,

TRANSFER STARTERS UNDER MILES			
Player	PPG (School)	1st Season w/Miles	Year
Andy Ogide	2.4 (Ole Miss)	10.2 (CSU)	2008-09
Wes Eikmeier	2.9 (ISU)	9.1 (CSU)	2010-11
Terran Petteway	3.1 (Texas Tech)	18.1 (Neb.)	2013-14
Walter Pitchford	0.5 (Florida)	9.3 (Neb.)	2013-14
Andrew White III	2.3 (Kansas)	16.6 (Neb.)	2015-16
James Palmer Jr.	3.4 (Miami)	17.6 (Neb.)	2017-18
Isaac Copeland	5.4 (G-Town)	13.0 (Neb.)	2017-18

30-POINT GAMES UNDER MILES		
No.	Player	30-Pt. Games
1.	Terran Petteway	3
	Shavon Shields	3
3.	Andrew White III	2
4.	Ray Gallegos	1
	Glynn Watson Jr.	1
	Isaac Copeland	1
	James Palmer Jr.	1

HUSKERS ON THE RADIO

The Husker IMG Sports Network, in its 22nd year of producing and marketing the live broadcasts of University of Nebraska Athletics, extended and expanded its agreement with the University on June 13, 2008. Under the agreement, IMG College's Husker IMG Sports Marketing manages and markets all rights associated with the radio programming, Coaches' TV and radio shows, program sales, in-venue signage, sponsorship inventory, and publication printing rights.

Kent Pavelka returns behind the microphone to handle his 32nd overall season calling Husker hoops in 2017-18. Pavelka previously called Nebraska basketball for two long stints between 1974 and 1996 before returning to the Husker basketball play-by-play chair prior to the 2006-07 season. A six-time winner of the Nebraska Sportscaster-of-the-Year Award, Pavelka also handled color analyst duties on NU football broadcasts from 1974 to 1983, and was the play-by-play announcer from 1983 to 1996. Pavelka was honored in January 2009 with the Bud Cuca Special Merit Award given by the Nebraska Basketball Hall of Fame for his contributions to the NU men's basketball program.

Alongside Pavelka as color analyst will be Matt Davison, who played both basketball and football for the Huskers. He is beginning his 13th season on the basketball broadcast team and also handles color commentary on the Nebraska football radio broadcasts along with appearances on Sports Nightly. Former Husker point guard Jake Muhleisen will join the broadcast team for select broadcasts. Muhleisen was a three-year captain for the Big Red from 2004-06.

2017-18 HUSKER SPORTS NETWORK AFFILIATES

Ainsworth	KBRB-AM	1400
Alliance	KCOW-AM	1400
Broken Bow	KBBN-FM	95.3
Chadron	KCSR-AM	610
Columbus	KJSK-AM	900
Cozad	KAMI-AM	1580
Falls City	KTNC-AM	1230
Fremont	KFMT-FM	105.5
Grand Island	KRGI-AM	1430
Hastings	KHAS-AM	1230
Holdrege	KUVR-AM	1380
Imperial	KADL-FM	102.9
Kearney	KGFW-AM	1340
Lexington	KRVN-AM	880
Lincoln	KLIN-AM	1400
McCook	KSWN-FM	93.9
Nebraska City	KNCY-AM	1600
Norfolk	KNEN-FM	94.7
North Platte	KODY-AM	1240
North Platte	KXNP-FM	103.5
Omaha	KXSP-AM	590
Scottsbluff	KNEB-AM	960
Sidney	KSID-AM	1340
Superior	KRFS-AM	1600
Superior	KRFS-FM	103.9
Valentine	KVSH-AM	940

Fans around the world can listen to Husker athletic events on the Internet at Huskers.com, on the Official Husker App for iOS and Android and on TuneIn Radio and the TuneIn Radio App. Select games are also available on SiriusXM Radio.

HUSKERS SIGN TWO DURING FALL PERIOD

Nebraska Men's Basketball Coach Tim Miles announced on Nov. 10 that high school seniors Brady Heiman and Xavier Johnson have signed with the Huskers for the 2018-19 season.

Heiman is a 6-foot-11 center from nearby Platteview High School, where he is a four-year starter for Coach Tim Brotzki. A three-star recruit by Rivals, he becomes the first high school senior to sign a Letter-of-Intent with the Husker basketball program since the fall of 2001. As a junior, he was an honorable-mention all-state Class B pick by both the Omaha World-Herald and Lincoln Journal Star, averaging 15.7 points on 55 percent shooting, 8.9 rebounds and 4.8 blocks per game, as Platteview went 21-5 and reached the state tournament for the second straight year. He had seven double-doubles as a junior, including a 17-point, 11-block performance.

Xavier Johnson is a 6-foot-2 guard who attends Bishop O'Connell High School in Arlington, Va. A four-star recruit by ESPN, Johnson was one of the top-10 players in Virginia by ESPN, while Rivals and 247Sports both rated Johnson as a three-star prospect. 247Sports listed him as the No. 10 combo guard nationally in the class of 2018. As a junior, Johnson averaged 10.5 points, 4.2 rebounds and 3.4 assists per game for Coach Joe Wootten, as Bishop O'Connell finished with a 20-10 mark. Johnson's best performance as a junior was a 32-point, eight-rebound, four-assist outburst against Gonzaga Prep. Johnson plays AAU ball for Team Takeover and Coach Keith Stevens, helping Team Takeover win The 8 Tournament in Las Vegas last July with a 16-point effort in the title game. He also helped his team earn a runner-up finish at the Peach Jam this past summer.

WINS VS. RANKED TEAMS

Nebraska's 20-point win over No. 23 Michigan on Jan. 19, marked the eighth ranked opponent Nebraska has knocked off under Tim Miles. The Huskers have at least one top-20 win in four of the past five seasons, including 2017-18. The 20-point margin was NU's largest over a ranked team since 2004.

Date	Opponent	Score
Jan. 20, 2014	No. 18 Ohio State	68-62
Feb. 16, 2014	At No. 9 Michigan State	60-51
March 9, 2014	No. 9 Wisconsin	77-68
Jan. 20, 2016	At No. 11 Michigan State	72-71
Dec. 28, 2016	At No. 16 Indiana	87-83
Jan. 29, 2017	No. 20 Purdue	83-80
Dec. 5, 2017	No. 14 Minnesota	78-68
Jan. 19, 2018	No. 23 Michigan	72-52

HUSKERS TOP 100 VS. UTSA

Nebraska's 104 points against UTSA on Dec. 20 marked the Huskers' first 100-point game since scoring 107 on North Carolina A&T on Dec. 19, 2005. Nebraska is now 36-4 when scoring 100 points in a game.

as he has set personal bests in all three areas. Copeland ranks 11th in blocked shots and 17th in rebounding entering Sunday's game at Penn State

- ▶ May be playing some of his best basketball over the past month, averaging 15.6 ppg on 55 percent shooting and 5.6 rebounds per game in Nebraska's last eight contests.
- ▶ Reached double figures 21 times and NU is 16-5 in those games.
- ▶ Led NU with 17 points and added five rebounds and two blocked shots at Illinois on Feb. 18, a game where he went over 1,000 career points.
- ▶ Posted his second double-double of the year against Iowa on Jan. 27, finishing with 23 points and 11 rebounds. He scored 15 of his 23 points in the first half, helping NU build a 14-point halftime lead.
- ▶ Carried the Huskers to a win at Rutgers on Jan. 24 with a game-high 23 points on 9-of-15 shooting, seven rebounds and two blocked shots.
- ▶ Tied for team-high honors with 21 points and eight rebounds in the overtime loss to Penn State on Jan. 12. He scored 19 of his 21 after halftime, as Nebraska rallied from a 16-point deficit.
- ▶ Finished with 16 points at No. 13 Purdue on Jan. 6, hitting 7-of-12 shots from the field.
- ▶ Totaled 13 points on just nine shots, eight boards and three blocked shots against Northwestern.
- ▶ Posted his second career double-double in the loss at Creighton on Dec. 9, as he led NU with 20 points and 11 rebounds while adding two blocks and two steals.

WATSON RUNS THE POINT

Glynn Watson Jr. may be one of the most underrated guards in the Big Ten Conference. A three-year starter in the backcourt, he averages 10.5 points, 3.3 assists and 1.4 steals per game.

- ▶ Is currently fifth in the Big Ten in steals per game, ninth in assist-to-turnover ratio (2.3-to-1) and 12th in assists.
- ▶ With 1,012 career points, he became the 29th Husker to eclipse 1,000 career points and is the fourth Husker in six seasons to reach that plateau. Watson reached the 1,000-point mark on Feb. 13, hitting a pair of free throws with six seconds left to give NU a three-point lead over Maryland.
- ▶ Became the third Husker from Winchester St. Joseph High School to reach 1,000 points at Nebraska, joining Carl Hayes (1990-92) and Clifford Scales (1988-91). All three played for legendary coach Gene Pingatore, who is in his 49th season at the school.
- ▶ Reached double figures 15 times this season, including four 20-point games.
- ▶ Helped NU overcome an 11-point deficit at Wisconsin on Jan. 29, finishing with 15 points and five assists.
- ▶ Made a trio of big plays in the final three minutes at Rutgers on Jan. 24, hitting two big baskets after Rutgers cut the deficit to two and took a charge with 14 seconds left to preserve NU's 60-54 win.
- ▶ Keyed Nebraska's win at Northwestern on Jan. 2 with 19 points, six rebounds and six assists, while guiding a Husker attack that shot 59 percent after halftime against the Wildcats.
- ▶ Was masterful in NU's 78-68 win over No. 14 Minnesota on Dec. 5, totaling a season-high 29 points and a career-best nine rebounds. He hit 9-of-17 shots from the field, went a career-best 9-of-10 from the foul line and added three steals.
- ▶ Shined in the win over Long Beach State with a then-season best 26 points and a career-high six steals, as he helped force LBSU into 21 turnovers.
- ▶ Has four career games with five or more steals, including a career-best six against Long Beach State on Nov. 26. Watson's six steals that game were the most by a Husker since 2012.
- ▶ Proven to be a clutch performer, as he shot 40 percent from 3-point range, 85 percent from the foul line and had a 3-to-1 assist-to-turnover ratio in the last four minutes and OT last season. In his career, Watson is a career 83 percent shooter in the last four minutes, including 32-of-39 this season.
- ▶ Is the younger brother of Demetri McCamey, a first-team All-Big Ten performer for the Fighting Illini in 2010.

GILL RETURNS BETTER THAN EVER

After a junior season where he battled a pair of knee injuries, including a ruptured right patella tendon on Christmas night, senior Anton Gill is healthy and showing the ability that made him a top-50 recruit coming out of high school. Gill is averaging 8.1 points per game, as he moved into the starting lineup in the last nine games, helping NU to a 9-2 record in that stretch.

- ▶ Ranks 14th in 3-pointers per game (1.8), while his 51 3-pointers this year doubles his total for his first three collegiate seasons (25).
- ▶ Totaled eight points and a pair of assists in the win over Maryland and eight points and four rebounds at Illinois.
- ▶ Had 12 points in the Huskers' win over Minnesota on Feb. 6.
- ▶ Reached double figures nine times this season, including a career-high 21 points in the win over UTSA on Dec. 20. In that game, he hit four 3-pointers and scored six straight points as part of a late 9-0 run after UTSA tied the score at 86.
- ▶ Matched or topped the bench total of the opposition seven times when he was coming off the bench, including UCF, Kansas, Minnesota, Wisconsin and Penn State.
- ▶ Had 10 points, including a game-tying 3-pointer with 13 seconds left in overtime, in the loss at Penn St. on Jan. 12.
- ▶ Scored a then-career-high 17 points against Marist on Nov. 24, hitting 5-of-7 3-pointers against the Red Foxes and added 13 points in the win over Long Beach on Nov. 26, marking the first consecutive double-figure performances of his college career.

NU CAREER SCORING CHART

No.	Player (Years)	Pts.
28	Herschell Turner, 1958-60	1,056
29.	Glynn Watson Jr. (2016-Pres.)	1,012
30.	Mikki Moore, 1994-97	986

GILL COMPARISON

Category	2016-17	2017-18
Minutes Per Game	17.3	23.9
Points Per Game	3.8	8.1
Assists Per Game	0.5	1.2
FG Pct.	.271	.409
3-Pt. Pct.	.276	.392
3-Pointers Per Game	0.8	1.8

▶ Posted his first double-figure effort of the year against North Dakota on Nov. 19, when he set then-personal bests in points (16), field goals (six), 3-pointers (four) and assists (three) in 24 minutes.

▶ In all, 13 of Gill's 15 career double-figure performances have come off the bench, as he had four during his tenure at Louisville and two last year.

THE BOOK OF ISAIAH

After serving as a role player as a freshman, Isaiah Roby spent the summer bulking up to prepare for the rigors of the season. Now, the 6-foot-8, 225-pound sophomore has the strength to match his skillset and it is paying off in 2017-18.

▶ He enters the Penn State game averaging 8.2 points on 57 percent shooting, 6.1 rebounds and a team-high 1.9 blocks per game. He is fourth in the Big Ten in blocks, as his 56 blocks are the most by a Husker in a decade.

▶ Is one of 13 players in Division I, including just five major conference players, to have at least 45 blocks and 45 assists this season.

▶ Reached double figures 13 times after hitting double figures once in 30 contests as a freshman.

▶ Has come into his own in February, averaging 13.0 points on 68 percent shooting along with 9.6 rebounds and 2.8 blocks per game during the month.

▶ Recorded double-doubles in three straight games (10 points/11 rebounds vs. Rutgers; 11 points/10 rebounds vs. Maryland; 14 points/10 rebounds at Illinois) from Feb. 10-20. The three straight double-doubles is the longest streak since Aleks Maric had five straight in 2007-08.

▶ Leads NU with four double-doubles, which is the most since Brandon Ubel had four in the 2012-13 season.

▶ Enjoyed one of the best performances of his career against Minnesota, finishing with a career-high 19 points, eight rebounds and five blocked shots in the win over the Golden Gophers.

▶ Posted with 17 points along with eight rebounds, three blocks and two steals in the win over Iowa on Jan. 27.

▶ Nearly recorded a double-double in his first start of the season against Illinois on Jan. 15 with nine points, 10 rebounds, a career high four steals and two blocked shots.

▶ He opened the year with the best performance of his career, an 11-point, 13-rebounds, six-block performance against Eastern Illinois, setting personal bests in all three categories. His six blocks were the most by a Husker since 2011.

ROBY COMPARISON

Player	MPG	PPG	FG Pct.	RPG	BPG	APG
Roby (Fr.)	15.2	3.1	.394	2.9	0.8	0.7
Roby (So.)	23.5	8.2	.568	6.1	1.9	1.7

TAYLOR SUPPLIES STEADINESS

Senior Evan Taylor has quietly put together a solid senior year. The 6-foot-5 guard is averaging 6.6 points per game while usually guarding the opponent's top scoring threat. Taylor has raised his number in nearly every category and has reached double figures seven times after having six double-figure games in his first season at NU.

The biggest improvement in Taylor's game has been his shooting, as he is at 45 percent from the field, including 15-of-31 from 3-point range. Last year, he had just six 3-pointers in 31 contests. Taylor has come off the bench the last 11 games and has been productive, including a 13-point game against Illinois on Jan. 15 and seven points and six rebounds at Minnesota on Feb. 6. He had seven points, seven rebounds and two blocked shots in the win over Indiana.

HUSKERS ARE A BIG DRAW AT PINNACLE BANK ARENA

Nebraska basketball has become one of the toughest tickets in the Big Ten since the program moved into Pinnacle Bank Arena, a \$179 million dollar facility in downtown Lincoln, prior to the 2013-14 season.

▶ Nebraska is currently 11th in attendance this season, averaging 15,461 fans per game.

▶ Nebraska finished 11th nationally in attendance in 2016-17, marking the fourth straight year that NU has finished in the top 15 nationally in basketball attendance.

▶ NU is one of only nine programs in the country to average 15,000 fans per game in each of the past four seasons, a list which also includes Kentucky, Syracuse, Louisville, North Carolina, Wisconsin, Indiana, Kansas and Creighton.

▶ Nebraska has enjoyed success in Pinnacle Bank Arena, posting a 58-24 (.707) record in the building.

▶ The Big Ten led the nation in attendance for the 41st consecutive year in 2016-17 with an average of 12,235 fans per game. Eight Big Ten teams ranked in the top 25 in attendance in 2016-17.

▶ As of Feb. 23, six of the top 17 average attendances and 11 of the top 35 are by Big Ten schools.

Major College 45-45 Players (Blocks & Assists)

Player	School	Assists	Blocks
Wendell Carter Jr.	Duke	56	62
Jontay Porter	Missouri	57	51
Isaiah Roby	Nebraska	49	56
Keita Bates-Diop	Ohio State	48	47
Chimezie Metu	USC	49	48

sports-reference.com

EVAN'S IMPROVEMENT

Category	2016-17	2017-18
Minutes Per Game	24.4	26.0
Points Per Game	5.2	6.6
Assists Per Game	1.2	2.3
Rebounds Per Game	2.9	3.3
FG Pct.	.413	.451
3-Pt. Pct.	.240	.484

HUSKER BASKETBALL ATTENDANCE

Season	Average (Rk.)
2013-14 (1st year of PBA)	15,419 (13)
2014-15	15,569 (10)
2015-16	15,430 (11)
2016-17	15,427 (11)
2017-18	15,461 (11)

BIG TEN TEAM RANKINGS (AS OF 2/23)

Category	Overall (Rk.)	B1G (Rk.)
Scoring Offense	73.1 (10)	70.1 (9)
Scoring Defense	68.6 (10)	66.6 (6)
Scoring Margin	+4.5 (7)	+3.4 (5)
Free Throw Pct.	.714 (7)	.734 (5)
Field Goal Pct.	.435 (11)	.431 (11)
Field Goal Pct. Def.	.423 (7)	.412 (3)
3-Point Pct.	.352 (9)	.338 (10)
3-Point Pct. Def.	.317 (1)	.300 (1)
Rebounding Margin	-1.9 (14)	-2.9 (12)
Blocked Shots	5.6 (2)	5.6 (2)
Assists	13.8 (11)	12.3 (13)
Steals	6.2 (6)	5.6 (8)
Turnover Margin	+1.6 (6)	+0.6 (7)
3-Pointers/Gm	7.2 (8)	6.8 (9)

BIG TEN INDIVIDUAL LEADERS (AS OF 2/23)

Category	Name	Overall (Rk.)	B1G (Rk.)
Scoring	Palmer Jr.	17.6 (4)	19.3 (2)
	Copeland	13.0 (21)	13.3 (22)
Rebounding	Copeland	6.1 (17)	-
	Roby	6.1 (17)	6.9 (11)
Assists	Watson Jr.	3.3 (12)	-
	Palmer Jr.	-	3.4 (12)
FG Pct.	Roby	-	.593 (6)
FT Pct.	Watson Jr.	-	.852 (7)
Steals	Watson Jr.	1.4 (5)	1.1 (15)
3 Pt. Pct.	Copeland	-	41.7 (8)
3-Pt./Gm	Gill	1.8 (14)	-
	Roby	1.8 (4)	1.9 (3)
Blocks	Copeland	1.1 (11)	1.1 (11)
	Okeke	1.0 (13)	1.0 (15)
Asst-to-TO	Watson Jr.	2.3 (9)	2.1 (9)

2017-18 HUSKER DOUBLE-DOUBLES

Isaiah Roby vs. Eastern Illinois	11 pts./13 reb.
Isaiah Roby vs. Rutgers	10 pts./11 reb.
Isaiah Roby vs. Maryland	11 pts./10 reb.
Isaiah Roby at Illinois	13 pts./10 reb.
Isaac Copeland at Creighton	20 pts./11 reb.
Isaac Copeland vs. Iowa	23 pts./11 reb.

INTERNATIONAL DUO ENJOYS BUSY SUMMER

Jack McVeigh (Australia) and Thorir Thorbjarnarson (Iceland) spent part of the summer representing their national teams.

McVeigh helped Australia to a 6-2 record and a ninth-place finish at the World University Games in Taipei City, Taiwan. He played in all eight games, averaging 9.4 points per game on 59 percent shooting, including 42 percent from 3-point range, along with 2.9 rebounds and 2.0 assists per game. His Australia team was the only team to defeat gold medalist Lithuania.

Thorbjarnarson made his national team debut in 2017, representing his nation in the Small States of Europe event, as he helped Iceland to a third-place finish. He also played for the U-20 national team at the FIBA European Championships in Greece, averaging 7.1 points, 4.7 rebounds, 2.3 assists and 1.7 steals per game.

BORCHARDT PUT ON SCHOLARSHIP

During the Huskers' postgame meeting after the win over Delaware State on Dec. 22, "Santa" Miles gave junior Tanner Borchardt a Christmas gift he would remember for a long time. Miles announced to the team that Borchardt would be on scholarship for the spring semester. Borchardt, who rejoined the team last February, quickly proved his worth against Stetson on Dec. 29, setting career highs in points (eight), rebounds (10) and blocked shots (two) in 14 second-half minutes.



TIM MILES
University of Mary ('89)
Sixth Season at Nebraska
23rd Season as a Head Coach

HEAD COACHING EXPERIENCE
Nebraska, 2012-present;
Colorado State, 2007-12;

North Dakota State, 2001-07; Southwest Minnesota State, 1997-2001; Mayville State, 1995-97.

ASSISTANT COACHING EXPERIENCE
Northern State, 1989-95

FAMILY
Wife, Kari
Children: Son, Gabriel; Daughter, Ava

- COACHING HONORS**
- Jim Phelan National Coach of the Year, 2014
 - Big Ten Coach of the Year, 2014
 - Mayville State Hall of Fame, 2016
 - Northern State University Hall of Fame
 - Jim Kretchman Coaching Award, 2014
 - USBWA District VIII Coach of the Year, 2012
 - Colleg Insider.com Mountain West Coach of the Year, 2010
 - University of Mary Hall of Fame Inductee, 2007
 - CBSSportsline Division I Independent Coach of the Year, 2005-06
 - North Central Region Coach of the Year, 2000-01
 - Northern Sun Conference Coach of the Year, 2000-01
 - NDCAC Coach of the Year, 1995-96

YEAR-BY-YEAR TOTALS

Year	Team	Record	Pct.
1995-96	Mayville State	17-11	.607
1996-97	Mayville State	18-11	.621
	Two seasons at Mayville St.	35-22	.614
1997-98	SW Minnesota State	16-11	.593
1998-99	SW Minnesota State	16-11	.593
1999-00	SW Minnesota State	18-10	.643
2000-01	SW Minnesota State	28-7	.800
	Four seasons at SW Minn. St.	78-39	.667
2001-02	North Dakota State	11-15	.423
2002-03	North Dakota State	20-11	.645
2003-04	North Dakota State	16-13	.552
2004-05	North Dakota State	16-12	.571
2005-06	North Dakota State	16-12	.571
2006-07	North Dakota State	20-8	.714
	Six seasons at NDSU	99-71	.582
2007-08	Colorado State	7-25	.219
2008-09	Colorado State	9-22	.290
2009-10	Colorado State	16-16	.500
2010-11	Colorado State	19-13	.594
2011-12	Colorado State	20-12	.625
	Five seasons at CSU	71-88	.447
2012-13	Nebraska	15-18	.455
2013-14	Nebraska	19-13	.594
2014-15	Nebraska	13-18	.419
2015-16	Nebraska	16-18	.471
2016-17	Nebraska	12-19	.387
2017-18	Nebraska	21-9	.700
	Six seasons at Nebraska	96-95	.503
Career	23 seasons Overall	379-315	.546

A proven program builder who has enjoyed success at the Division I, Division II and NAIA levels, Tim Miles was named the 27th basketball coach at the University of Nebraska on March 24, 2012. He is believed to be the only active coach who has made national tournament appearances at four-year schools at the Division I, Division II and NAIA levels.

During the 2016-17 season, the Huskers won a pair of games over ranked teams, including Big Ten regular-season champion Purdue, as they played 20 games against teams which reached postseason play. Senior Tai Webster earned second-team All-Big Ten honors and first-team USBWA all-district accolades.

In 2015-16, Miles guided a youthful Husker team to 16 wins against a schedule featuring 11 ranked opponents. The Huskers also won multiple games in the conference tournament for the first time in a decade, including a win over a Wisconsin team which eventually reached the NCAA Sweet 16. Shavon Shields repeated as a first-team Academic All-American and was a second-team All-Big Ten pick.

In 2014-15, the Huskers garnered their first national ranking since 1995 and enjoyed record-setting attendance numbers, establishing a school-record attendance of 15,569 fans per game to rank 10th nationally. Terran Petteway earned All-Big Ten honors for the second straight year and earned an invitation to training camp with the Atlanta Hawks.

In 2013-14, Miles was named Big Ten Coach of the Year and Jim Phelan National Coach of the Year after guiding the Huskers to an 11-7 Big Ten mark and a fourth-place finish after the team was picked to finish 12th in the preseason. NU's 11 conference wins were its highest total since 1965-66, while the fourth-place finish was the Huskers' best since 1997-98. Miles became the first Husker coach to garner conference coach-of-the-year accolades since 1991 after guiding the Huskers to their first NCAA appearance in 16 years.

Before taking over the Nebraska program, Miles spent the previous five seasons building the Colorado State program. He increased his victory total in each of his five years at CSU, culminating in a 20-12 record and the school's first NCAA appearance in nine seasons during his final year in Fort Collins. After winning 16 games in his first two years, his teams went 55-41 over the last three years, reaching postseason play in each campaign.

The 2011-12 Rams posted the school's first 20-win season since 1997-98 while playing a schedule that was rated as the fourth-toughest in the country. Colorado State set a school record with three wins over ranked teams and placed three players on the All-Mountain West teams, and Miles was named the District VIII Coach of the Year by the U.S. Basketball Writers Association for his efforts. The Rams, one of four Mountain West teams to receive bids in the 2012 NCAA Tournament, averaged 70.1 points per game on the season and topped the Mountain West Conference in field-goal percentage (47.1), 3-point percentage (40.0) and free throw percentage (76.8).

With 23 years of experience as a head coach at five institutions, he has compiled a career record of 378-316 that includes three conference championships and seven postseason tournament appearances.

Before taking over the Colorado State program, Miles spent six seasons at North Dakota State, guiding the Bison through the transition to the Division I ranks. He won at least 16 games in each of his final five seasons at the school, including the program's first three years at the Division I level. Miles' tenure at NDSU was highlighted by a pair of road wins over top-15 squads in his final two seasons.

Miles showed his ability to turn around programs during his tenure at Southwest Minnesota State University. He took a program that had only one winning season in the previous decade and went 78-39 in his four seasons at the school, recorded the first 20-win season in school history, and led Southwest Minnesota State to its first back-to-back winning seasons in more than two decades.

Miles began his head coaching career at Mayville (N.D.) State University, guiding the program to a 35-22 record from 1995 to 1997 and a pair of conference titles. He began his coaching career as an assistant coach at Northern State for six seasons from 1989-90 through 1994-95 and helped the Wolves to five NAIA playoff appearances and five regional titles. He was the recruiting coordinator for NSU and was responsible for bringing in and coaching five All-Americans at that school.

A native of Doland, S.D., he graduated from the University of Mary in Bismarck, N.D., in 1989 and earned a master's degree in health and physical education from Northern State in Aberdeen, S.D., in 1990. He was inducted into the University of Mary Athletic Hall of Fame in 2007.

MILES BY THE NUMBERS

- 1- Shavon Shields earned first-team CoSIDA Academic All-America honors in 2015 and 2016, the first Husker to earn that honor.
- 2- At North Dakota State (a Division I independent at the time), Tim Miles went 2-0 against ranked opponents, topping No. 13 Wisconsin in 2005-06 and No. 8 Marquette in 2006-07.
- 3 - Miles was one of only three coaches in Colorado State history to lead the Rams to three consecutive postseason appearances (2010-11-12).
- 3- Number of CSU players who earned All-Mountain West honors in 2011-12, the most in the school's 50 years of league affiliation.
- 4 - Number of former assistants under Miles who are Division I head coaches in 2017-18 (Saul Phillips-Ohio; Craig Smith-South Dakota; Niko Medved-Drake; Dave Richman-North Dakota State).
- 7- Number of all-Big Ten performers Miles has coached in his Nebraska tenure, including two-time selections Terran Petteway and Shavon Shields.
- 10 - Miles' 2011-12 Colorado State team ranked in the top 10 nationally in both free throw (76.8) and 3-point percentage (40.0) in 2011-12, joining Missouri as the only other school in the country to rank in the top 10 in both categories.
- 12- Nebraska's Big Ten wins in 2017-18, matching a school record set two other times most recently in 1965-66.
- 93.8 - Percentage of seniors at Nebraska who have received their degree under Miles in the last five seasons.
- 23 - Seasons that Tim Miles has been a head coach at the college level. His teams have reached postseason play at the Division I, Division II and NAIA levels seven times.
- 174,168 - Number of followers on twitter for @CoachMiles, where he provides a unique look into the program.

2017-18 TV AND RADIO ROSTER



0 | DUBY OKEKE
Sr. | C | 6-8 | 247




3 | MALCOLM LAWS
Sr. | G | 6-1 | 191



4 | JOHNNY TRUEBLOOD
So. | G | 6-3 | 192



5 | GLYNN WATSON JR.
Jr. | G | 6-0 | 173



10 | JACK McVEIGH
Jr. | F | 6-8 | 215



11 | EVAN TAYLOR
Sr. | G | 6-5 | 208



12 | THOMAS ALLEN
Fr. | G | 6-1 | 180




13 | ANTON GILL
Sr. | G | 6-3 | 195



14 | ISAAC COPELAND
Jr. | F | 6-9 | 221



15 | ISAIAH ROBY
So. | F | 6-8 | 225



20 | TANNER BORCHARDT
Jr. | F | 6-8 | 265



24 | JAMES PALMER JR.
Jr. | G | 6-6 | 210



25 | NANA AKENTEN
Fr. | G | 6-6 | 215



32 | JORDY TSHIMANGA
So. | C | 6-11 | 268



33 | JUSTIN COSTELLO
Fr. | G | 6-1 | 180



34 | THORIR THORBJARNSON
Fr. | G | 6-5 | 194



Tim Miles
Head Coach | Sixth Season



Michael Lewis
Assistant Coach



Kenya Hunter
Assistant Coach



Jim Molinari
Assistant Coach



Tim Wilson
Strength Coach



Gregory Eaton
Director of Basketball Operations



Matt Holt
Video Coordinator



R.J. Pietig
Athletic Trainer



Pat Norris
Equipment Manager



Sheryl Burbach
Assistant Director of Basketball Operations



Wes Eikmeier
Graduate Manager



Dorian Green
Graduate Manager

NEBRASKA VS. ILLINOIS

SERIES HISTORY

Date	Site	Rankings	Result	Neb.	PSU
12-9-80	H	-/-	W	75	50
12-21-81	A	-/-	L	58	60
3-21-95	H	-/-	L	59	65
1-11-12	H	-/-	W	70	58
2-11-12	A	-/-	L	51	67
1-19-13	A	-/-	W	68	64
2-9-13	H	-/-	W	67	53
1-23-14	A	-/-	L	54	58
2-20-14	H	-/-	W	80	67
2-7-15	A	-/-	L	43	56
3-11-15	N	-/-	L	65	68
2-13-16	H	-/-	W	70	54
2-25-16	A	-/-	L	55	56
2-14-17	H	-/-	W	82	66
3-8-17	N	-/-	L(OT)	67	76
1-12-18	A	-/-	L(OT)	74	76

VS. PENN STATE (PENN STATE LEADS 9-7)

- In Lincoln: Nebraska leads, 6-1
At Pinnacle Bank Arena: Nebraska leads, 3-0
 - In State College: Penn State leads 6-1
Bryce Jordan Center: Penn State leads, 5-1
 - In Big Ten Conference games: Nebraska leads, 6-5
 - In Big Ten Tournament games: Penn State leads, 2-0
- Husker-Nittany Lion Superlatives**
- Most consecutive wins (year ended): Nebraska 2 (2013); Penn State 2 (1981-1995; 2015; 2017-18)
 - Most points scored: Nebraska, 82, at Lincoln, Neb., Feb. 14, 2017; Penn State, 76, at Washington, D.C., March 8, 2017; at State College, Jan. 12, 2018
 - Highest combined score: 170, Penn State 76, Nebraska 74 (OT), at State College, Jan. 12, 2018
 - Biggest winning margin: Nebraska, 25, at Lincoln, Neb., Dec. 9, 1980; Penn State, 16, at University Park, Pa., Feb. 11, 2012

CAREER TOTALS VS. PENN STATE

Player	GP-GS	Min-Avg	FG-FGA	Pct	3FG-FGA	Pct	FT-FTA	Pct	Off	Def	Tot	Avg	PF	A	TO	Blk	Stl	Pts	Avg
Copeland	1-1	37-37.0	7-13	.538	2-5	.400	5-7	.714	3	5	8	8.0	2	2	0	1	2	21	21.0
Watson	5-4	153-30.6	23-58	.397	7-17	.412	8-10	.800	3	12	15	3.0	10	13	4	1	6	61	12.2
Gill	1-0	21-21.0	4-8	.500	2-5	.400	0-0	.000	0	2	2	2.0	1	0	0	0	0	10	10.0
Tshimanga	2-1	35-17.5	9-14	.643	0-0	.000	0-0	.000	2	9	11	5.5	2	0	5	1	3	18	9.0
Taylor	3-3	90-30.0	9-20	.450	2-4	.500	3-4	.750	2	6	8	2.7	4	4	3	0	3	23	7.7
Roby	3-0	66-22.0	7-14	.500	1-4	.250	3-5	.600	1	9	10	3.3	9	3	1	2	2	18	6.0
Palmer	1-1	20-20.0	1-9	.111	0-1	.000	3-4	.750	3	1	4	4.0	3	3	1	0	0	5	5.0
Allen	1-0	8-8.0	2-5	.400	1-3	.333	0-0	.000	0	1	1	1.0	0	0	1	0	0	5	5.0
McVeigh	5-1	101-20.2	7-22	.318	6-15	.400	4-4	1.000	2	8	10	2.0	6	3	3	3	2	24	4.8
Borchardt	3-0	16-5.3	0-0	.000	0-0	.000	0-2	.000	2	3	5	1.7	4	0	2	0	0	0	0.0
Laws	2-0	4-2.0	0-1	.000	0-0	.000	0-0	.000	0	0	0	0.0	0	0	0	0	0	0	0.0
Okeke	1-1	12-12.0	0-1	.000	0-0	.000	0-0	.000	0	0	0	0.0	1	0	0	1	0	0	0.0
Trueblood	1-0	2-2.0	0-1	.000	0-0	.000	0-0	.000	0	0	0	0.0	0	0	0	0	0	0	0.0

Official Basketball Box Score -- Game Totals -- Final Statistics Nebraska vs Penn State 1/12/18 7 p.m. at University Park, Pa. (Bryce Jordan Ctr.)

Nebraska 74 • 12-7, 3-3

##	Player	Total	3-Ptr			Rebounds			PF	TP	A	TO	Blk	Stl	Min
			FG-FGA	FG-FGA	FT-FTA	Off	Def	Tot							
14	Copeland, Isaac	f	7-13	2-5	5-7	3	5	8	2	21	2	0	1	2	37
00	Okeke, Duby	c	0-1	0-0	0-0	0	0	0	1	0	0	0	1	0	12
05	Watson Jr., Glynn	g	7-20	3-7	4-6	1	4	5	1	21	2	2	1	1	38
11	Taylor, Evan	g	0-4	0-1	0-0	1	2	3	3	0	2	1	0	2	27
24	Palmer Jr., James	g	1-9	0-1	3-4	3	1	4	3	5	3	1	0	0	20
10	McVeigh, Jack	g	0-1	0-1	0-0	0	2	2	3	0	0	0	1	1	21
12	Allen, Thomas	g	2-5	1-3	0-0	0	1	1	0	5	0	1	0	0	8
13	Gill, Anton	g	4-8	2-5	0-0	0	2	2	1	10	0	0	0	0	21
15	Roby, Isaiah	g	4-7	1-3	3-5	0	6	6	1	12	3	0	2	1	28
20	Borchardt, Tanner	g	0-0	0-0	0-2	2	2	4	2	0	0	1	0	0	13
Team						1	0	1				1			
Totals			25-68	9-26	15-24	11	25	36	17	74	12	7	6	7	225

FG % 1st Half: 9-32 28.1% 2nd half: 14-32 43.8% OT: 2-4 50.0% Game: 25-68 36.8% Deadball Rebounds
 3FG % 1st Half: 3-11 27.3% 2nd half: 4-12 33.3% OT: 2-3 66.7% Game: 9-26 34.6%
 FT % 1st Half: 3-4 75.0% 2nd half: 9-16 56.3% OT: 3-4 75.0% Game: 15-24 62.5% 5,1

Penn State 76 • 13-6, 3-3

##	Player	Total	3-Ptr			Rebounds			PF	TP	A	TO	Blk	Stl	Min
			FG-FGA	FG-FGA	FT-FTA	Off	Def	Tot							
11	Stevens, Lamar	f	10-18	2-3	4-5	1	6	7	3	26	2	4	0	0	40-
24	Watkins, Mike	f	7-8	0-0	6-8	3	12	15	3	20	0	2	0	0	39
05	Wheeler, Jamari	g	0-4	0-0	0-0	2	3	5	2	0	3	1	0	1	26
10	Carr, Tony	g	5-21	3-9	4-6	2	2	4	4	17	8	4	0	1	40
33	Garner, Shep	g	2-5	2-4	0-0	2	2	4	3	6	2	1	0	0	38
01	Zemgulis, Deivis	g	0-1	0-1	0-0	0	2	2	0	0	0	0	0	0	7
04	Bostick, Nazeer	g	2-6	0-2	3-5	2	3	5	3	7	0	0	0	1	27
35	Buttrick, Trent	g	0-2	0-1	0-0	0	0	0	0	0	0	0	1	0	2
44	Moore, Julian	g	0-1	0-0	0-0	0	1	1	0	0	0	0	3	0	6
Team						2	3	5				2			
Totals			26-66	7-20	17-24	14	34	48	18	76	15	14	4	3	225

FG % 1st Half: 11-29 37.9% 2nd half: 11-30 36.7% OT: 4-7 57.1% Game: 26-66 39.4% Deadball Rebounds
 3FG % 1st Half: 4-7 57.1% 2nd half: 2-11 18.2% OT: 1-2 50.0% Game: 7-20 35.0%
 FT % 1st Half: 7-11 63.6% 2nd half: 8-11 72.7% OT: 2-2 100.0% Game: 17-24 70.8% 7,2

Officials: Lamont Simpson, Larry Sciroto, Courtney Green
 Technical fouls: Nebraska-None. Penn State-None.
 Attendance: 6821

Score by periods	1st	2nd	OT	Total
Nebraska	24	41	9	74
Penn State	33	32	11	76

	In	Off	2nd	Fast	Bench
Points	Paint	T/O	Chance	Break	
NEB	14	12	8	4	27
PSU	28	5	18	2	7

Last FG - NEB OT-00:14, PSU OT-00:03.
 Largest lead - NEB by 3 1st-13:32, PSU by 16 2nd-17:53.
 NEB led for 07:47. PSU led for 31:16. Game was tied for 05:42.

Score tied - 6 times.
 Lead changed - 8 times.

THE LAST TIME...

Nebraska Team

Ranked in the top 5 (AP Poll) Never Happened
 Ranked in the top 10 (AP Poll) March 1, 1966
 Ranked in the top 20 (AP Poll) Jan. 2, 1995
 Ranked in the top 25 (AP Poll) Nov. 17, 2014
 Ranked in the top 25 (USA Today Coaches Poll) Nov. 17, 2014

Played AP Poll No. 1 ranked team lost at No. 1 Indiana (47-76), 2/13/2013
 Defeated AP Poll No. 1 ranked team at No. 1 Missouri (67-51), 2/6/1982
 Played AP Poll No. 2 ranked team lost at No. 2 Michigan (47-62), 1/9/13
 Defeated AP Poll No. 2 ranked team vs. No. 2 Oklahoma State (85-69), 2/5/1992
 Played Team Ranked 1-5 by AP lost at No. 3 Michigan State (57-86), 12/3/2017
 Defeated Team Ranked 1-5 by AP vs. No. 3 Texas (70-67), 2/19/2011
 Played Team Ranked 6-10 by AP lost at No. 7 Wisconsin (69-70, OT), 2/9/2016
 Defeated Team Ranked 6-10 by AP vs. No. 9 Wisconsin (77-68), 3/9/2014
 Defeated Team Ranked 11-25 by AP vs. No. 23 Michigan (72-52), 1/18/2018
 Defeated Team Ranked 1-10 by AP on Road at No. 9 Michigan State (60-51), 2/16/2014

Scored 100 or more points 104; vs. UTSA, 12/20/2017
 Scored 90 or more points 91; at Minnesota, 2/6/2018
 Scored 80 or more points 91; at Minnesota, 2/6/2018
 Scored less than 50 points 46; vs. Iowa, 2/22/2015
 Scored less than 40 points 38; at Oregon, 12/15/2012
 Shot 75% from the field 750, vs. Nebraska-Omaha (42-56), 1/25/1988 \$
 Shot 70% from the field 723; vs. UNC Wilmington (34-47), 12/5/1997
 Shot 60% from the field 628; vs. Northwestern (27-43), 2/3/2015

Made 50 or more free throws Never Happened
 Made 40 or more free throws 43, vs. Texas (43-59), 1/3/1996 - \$
 Made 30 or more free throws 37; vs. UTSA (37-50), 12/20/2017
 Made 25 or more free throws 27; vs. Iowa (27-36), 1/27/2017
 Attempted 60 or more free throws 60, vs. Kansas State (36-60), 1/11/1954 - \$
 Attempted 50 or more free throws 50, vs. UTSA (37-50), 12/20/2017
 Attempted 40 or more free throws 50, vs. UTSA (37-50), 12/20/2017
 Attempted 30 or more free throws 36; vs. Iowa (27-36), 1/27/2017
 Shot 100% from the foul line (min 10 att.) 1.000; at Penn State (16-16), 1/19/2013
 Shot 95% from the foul line (min 10 att.) 1.000; at Penn State, (16-16), 1/19/2013
 Shot 90% from the foul line (min 10 att.) 920; vs. Maryland (B1G Tourney) (13-14), 3/11/2016

Made 20 or more 3-pointers Never Happened
 Made 15 or more 3-pointers 16; North Carolina A&T (16-36), 12/19/2005
 Made 10 or more 3-pointers 11; at Minnesota (11-23), 2/6/2018
 Made 0 3-pointers 0; vs. Jacksonville State (0-5), 12/18/2012
 Held Opponent to 0 3-pointers 0; Southeastern Louisiana, 11/22/2015
 Attempted 40 or more 3-pointers Never Happened
 Attempted 30 or more 3-pointers 31; vs. Maryland (B1G Tourney) (11-31), 3/11/2016
 Attempted 20 or more 3-pointers 23; at Minnesota (11-23), 2/6/2018
 Shot 75% from 3-point range (min. 10 att.) 750, vs. UT-Pan American (9-12), 12/2/2009 - \$
 Shot 60% from 3-point range (min. 10 att.) 647; vs. USC (11-17), 12/3/2012
 Shot 50% from 3-point range (min. 10 att.) 579; vs. Iowa (11-19), 1/27/2018
 Shot 50% from 3-point range (min. 20 att.) 500; vs. Minnesota (11-22), 1/26/2014

Had 60 or more rebounds 60; vs. Oral Roberts, 12/22/1999
 Had 50 or more rebounds 52; vs. Stetson, 12/29/2017

Had 30 or more assists 35, vs. Northeastern Illinois, 12/21/1994
 Had 25 or more assists 28; vs. North Carolina A&T, 12/19/2005
 Had 20 or more assists 24; vs. Delaware State, 12/22/2017
 Had 15 or more assists 15; vs. Indiana, 2/20/2018

Had 20 or more steals 23, vs. Texas Tech, 3/4/1999 - \$
 Had 15 or more steals 15, vs. Long Beach State, 11/26/2017
 Had 10 or more steals 10; at Purdue, 1/6/2018

Had 15 or more blocked shots 15, vs. Coppin State, Dec. 6, 1996 - \$
 Had 10 or more blocked shots 14; at Northwestern, 1/2/2018

Had 30 or more turnovers 31, at Creighton, 12/11/2005
 Had 20 or more turnovers 22; vs. Wisconsin, 2/9/2017
 Had less than 5 turnovers 5; at Michigan State, 12/3/2017

Nebraska Player...

Had 20 or more points: 26; James Palmer Jr. vs. Maryland, 2/13/2018
 Had 25 or more points: 28; James Palmer Jr. vs. Maryland, 2/13/2018
 Had 30 or more points: 34; James Palmer Jr. at Ohio State, 1/22/2018
 Had 40 or more points: 41; Aleks Maric vs. Kansas State, 2/13/2007

Had No Player in Double Figures: vs. Ohio State, 1/21/2012
 Had Five Players with 10 or more points at Minnesota, 2/6/2018
 .. Isaiah Roby (19), James Palmer Jr. (19), Anton Gill (12), Isaac Copeland (12), Glynn Watson Jr. (10)
 Two Huskers with 20 or more points, same game: vs. Iowa, 1/27/2018
 James Palmer Jr. (28) and Isaac Copeland (23)
 Three Huskers with 20 or more points, same game: vs. Oklahoma State, 3/5/2007
 Marcus Perry (25), Aleks Maric (23), Paul Velandier (20)
 Two Huskers with 30 or more points, same game: vs. Oregon, 11/25/1995
 Tyrone Lue (30) & Jaron Boone (30) - only time in school history

Had 10 or more rebounds: 10; Isaiah Roby at Illinois, 2/18/2018
 Had 15 or more rebounds: 18; Ed Morrow Jr. vs. Gardner-Webb, 12/18/2016
 Had 20 or more rebounds: 21, Kimani Ffriend vs. Oral Roberts, 12/22/1999
 Had 25 or more rebounds: 26, Bill Johnson vs. Iowa State, 1/4/1954 - \$
 Two Huskers with 10 or more rebounds, same game: vs. Stetson, 12/29/2017
 (Tanner Borchardt, 10; Jordy Tshimanga, 10)
 Three Huskers with 10 or more rebounds, same game: vs. Texas Tech, 1/19/2000
 (Steffon Bradford 16; Kimani Ffriend 12; Louis Truscott 11)

Had 5 or more 3-pointers: 5; James Palmer Jr. at Ohio State (5-9), 1/22/2018
 Had 6 or more 3-pointers: 7; Glynn Watson Jr. vs. Iowa (7-8), 1/5/2017
 Had 7 or more 3-pointers: 7; Glynn Watson Jr. vs. Iowa (7-8), 1/5/2017
 Had 8 or more 3-pointers: 8; Cary Cochran, vs. Baylor (8-13), 2/27/2002 - \$

Had 5 or more assists: 5; Glynn Watson Jr. vs. Indiana, 2/18/2018
 Had 10 or more assists: 10; Lance Jeter vs. Kansas, 2/5/2011
 Had 15 or more assists: 15; Charles Richardson vs. Rutgers, 12/2/2006
 Had 18 or more assists: 18; Brian Carr, at Evansville, 1/3/1985 - \$

Had 5 or more blocked shots: 5; Isaiah Roby at Minnesota, 2/6/2018
 Had 6 or more blocked shots: 6; Isaiah Roby vs. Eastern Illinois, 11/11/2017
 Had 7 or more blocked shots: 7; John Turek vs. Colorado, 3/2/2005
 Had 9 or more blocked shots: 9; Mikki Moore vs. Coppin State, 12/6/1996 - \$
 Had 10 or more blocked shots: Never Happened

Had 5 or more steals: 5; James Palmer Jr. vs. Boston College, 11/29/2017
 Had 6 or more steals: 6; Glynn Watson Jr. vs. Long Beach State, 11/26/2017
 Had 7 or more steals: 7; Brandon Richardson at Ohio State, 1/3/2012
 Had 8 or more steals: 8, Cookie Belcher vs. Oklahoma St., 2/7/2001 - \$
 Had 10 or more steals: Never Happened

Had Triple-Double (Points/Rebounds/Assists): Never Happened
 Had Double-Double (Points/Assists): Lance Jeter vs. Kansas, 2/2/2011 (10 pts/10 asst)
 Had Double-Double (Points/Rebounds): Isaiah Roby at Illinois, 2/18/2018 (14 pts/10 reb)
 Had Double-Double (Points/Steals): Never Happened
 Had Double-Double (Points/Blocks): Never Happened

\$ - School Record
 As of 2/21/2018



2017-18 GAME-BY-GAME COMPARISON

Team	FG-FGA	Pct.	3FG-3FGA	Pct.	FT-FTA	Pct.	O-D	Reb.	PF	A	TO	B	S	Pts.	W/L
Eastern Illinois	25-63	.397	6-16	.375	12-18	.667	15-28	43	28	11	16	4	10	68	
at Nebraska	22-57	.386	5-16	.313	23-39	.590	16-27	43	16	11	12	9	6	72	W
North Texas	25-63	.397	6-16	.375	11-18	.611	16-23	39	34	7	17	2	3	67	
at Nebraska	24-60	.400	5-17	.294	33-45	.733	20-27	47	22	12	12	9	7	86	W
at St. John's	30-69	.435	5-17	.294	14-20	.600	16-34	50	22	10	9	10	8	79	
Nebraska	16-57	.281	6-26	.231	18-24	.750	11-28	39	20	9	16	5	4	56	L
North Dakota	26-59	.441	5-18	.278	13-19	.684	7-23	30	20	9	18	1	2	70	
at Nebraska	36-68	.529	8-20	.400	12-18	.667	12-29	41	22	20	13	5	8	92	W
vs. UCF	25-49	.510	4-9	.444	14-25	.560	9-28	37	16	12	17	4	6	68	
Nebraska	21-61	.344	6-21	.286	11-13	.846	13-21	34	25	13	13	5	8	59	L
vs. Marist	20-52	.385	8-21	.381	11-15	.733	12-17	29	10	10	15	2	5	59	
Nebraska	34-60	.567	11-24	.458	5-8	.625	10-22	32	15	23	8	6	7	84	W
vs. Long Beach State	34-67	.507	4-11	.364	8-14	.571	21-24	45	18	19	21	6	6	80	
Nebraska	32-67	.478	7-16	.438	14-18	.778	14-16	30	18	21	13	7	15	85	W
Boston College	26-61	.426	4-22	.182	6-8	.760	14-26	40	19	13	15	4	2	62	
at Nebraska	27-55	.491	9-19	.474	8-15	.533	8-23	31	14	16	9	3	9	71	W
at No. 3 Michigan State	27-57	.474	5-19	.263	27-36	.750	12-36	48	16	16	6	11	1	86	
Nebraska	17-62	.274	10-22	.455	13-20	.650	10-24	34	25	10	5	1	0	57	L
No. 14 Minnesota	22-68	.324	6-16	.375	18-24	.750	15-23	38	23	9	13	4	6	68	
at Nebraska	25-53	.472	6-21	.286	22-28	.786	9-33	42	19	11	17	9	5	78	W
at Creighton	29-58	.500	5-21	.238	12-17	.706	10-33	43	11	15	14	3	4	75	
Nebraska	27-71	.380	9-26	.346	2-3	.667	11-22	33	20	16	9	3	7	65	L
No. 13 Kansas	29-65	.446	7-22	.318	8-8	1.000	11-22	33	13	19	12	3	8	73	
at Nebraska	29-59	.492	8-22	.364	6-8	.750	8-25	33	15	14	14	7	3	72	L
UTSA	35-78	.449	15-31	.484	9-10	.900	13-21	34	31	14	6	2	4	94	
at Nebraska	28-55	.509	11-24	.458	37-50	.740	13-31	44	12	14	7	2	5	104	W
Delaware State	28-62	.452	6-15	.400	6-10	.600	13-19	32	14	8	16	1	6	68	
at Nebraska	31-60	.588	13-27	.481	10-17	.588	11-22	33	11	24	13	6	7	85	W
Stetson	25-72	.347	5-17	.294	7-12	.583	12-34	46	25	11	11	1	9	62	
at Nebraska	22-63	.349	5-21	.238	22-34	.647	14-38	52	13	13	11	9	4	71	W
at Northwestern	19-65	.292	6-21	.286	11-16	.688	22-20	42	17	14	11	6	3	55	
Nebraska	24-55	.436	7-16	.438	15-17	.882	10-26	36	17	14	10	14	7	70	W
at No. 13 Purdue	27-61	.443	6-21	.286	14-18	.778	12-27	39	15	17	16	6	7	74	
Nebraska	22-54	.407	6-17	.353	12-16	.750	7-23	30	19	12	16	1	10	62	L
Wisconsin	25-59	.424	5-19	.263	4-10	.400	9-23	32	21	11	10	4	5	59	
at Nebraska	20-47	.426	2-14	.143	21-28	.750	6-28	34	17	8	13	6	2	63	W
at Penn State	26-66	.394	7-20	.350	17-24	.708	14-34	48	18	15	14	4	3	76	
Nebraska	25-68	.368	9-26	.346	15-24	.725	11-25	36	17	12	7	6	7	74	L (ot)
Illinois	23-59	.390	3-18	.167	14-20	.600	18-28	46	18	10	16	0	5	63	
at Nebraska	21-51	.412	5-23	.217	17-23	.739	6-23	29	20	11	10	5	9	64	W
No. 23 Michigan	21-56	.375	4-18	.222	6-10	.600	14-18	32	19	6	12	2	4	52	
at Nebraska	26-47	.553	5-11	.455	15-23	.652	7-22	29	14	12	9	4	9	72	W
at No. 13 Ohio State	23-52	.442	2-14	.143	16-23	.696	9-27	36	15	14	6	2	4	64	
Nebraska	21-54	.389	8-29	.276	9-11	.818	8-23	31	20	6	10	3	3	59	L
at Rutgers	22-65	.338	2-12	.167	8-13	.615	20-22	42	20	5	14	1	6	54	
Nebraska	21-53	.396	5-18	.278	13-16	.813	12-26	38	15	10	16	6	8	60	W
Iowa	33-66	.500	9-21	.429	9-14	.643	11-17	28	22	20	9	4	6	84	
at Nebraska	30-52	.577	11-19	.579	27-36	.750	11-26	37	14	18	11	4	5	98	W
at Wisconsin	20-47	.426	7-20	.350	16-31	.516	5-27	32	24	12	13	4	1	63	
Nebraska	23-56	.411	4-19	.211	24-28	.857	5-29	34	26	10	6	4	6	74	W
at Minnesota	33-67	.493	10-19	.526	9-15	.600	10-22	32	17	23	6	4	5	85	
Nebraska	31-61	.508	11-23	.478	18-22	.818	11-27	38	17	19	8	5	2	91	W
Rutgers	24-69	.348	2-15	.143	5-8	.625	21-22	43	15	6	10	1	9	55	
at Nebraska	25-55	.455	3-15	.200	14-19	.737	12-27	39	10	14	11	8	6	67	W
Maryland	28-58	.483	5-16	.313	5-9	.556	8-23	31	18	15	9	3	4	66	
at Nebraska	25-55	.455	7-19	.368	13-19	.684	13-19	35	15	14	10	6	4	70	W
at Illinois	27-62	.435	9-21	.429	9-11	.818	11-27	38	19	16	8	2	3	72	
Nebraska	23-53	.434	10-26	.385	10-18	.556	5-24	29	15	13	9	6	3	70	L
Indiana	24-53	.453	3-14	.214	6-9	.667	11-22	33	20	10	19	3	6	57	
at Nebraska	25-62	.403	6-22	.273	10-17	.588	19-20	39	13	15	14	4	9	66	W



NEBRASKA TEAM GAME HIGHS

POINTS	104	UTSA (12/20/17)
	98	IOWA (01/27/18)
	92	NORTH DAKOTA (11/19/17)
FIELD GOALS MADE	36	NORTH DAKOTA (11/19/17)
	34	vs Marist (11/24/17)
FIELD GOAL ATTEMPTS	71	at Creighton (12/09/17)
FIELD GOAL PERCENTAGE	.577 (30-52)	IOWA (01/27/18)
	.567 (34-60)	vs Marist (11/24/17)
3 PT FIELD GOALS MADE	13	DELAWARE STATE (12/22/17)
	11	at Minnesota (02/06/18)
	11	IOWA (01/27/18)
	11	UTSA (12/20/17)
	11	vs Marist (11/24/17)
3 PT FG ATTEMPTS	29	at Ohio State (01/22/18)
3 PT FG PERCENTAGE	.579 (11-19)	IOWA (01/27/18)
	.481 (13-27)	DELAWARE STATE (12/22/17)
FREE THROWS MADE	37	UTSA (12/20/17)
	33	NORTH TEXAS (11/13/17)
FREE THROW ATTEMPTS	50	UTSA (12/20/17)
	45	NORTH TEXAS (11/13/17)
FREE THROW PERCENTAGE	.882 (15-17)	at Northwestern (01/02/18)
	.857 (24-28)	at Wisconsin (01/29/18)
REBOUNDS	52	STETSON (12/29/17)
	47	NORTH TEXAS (11/13/17)
ASSISTS	24	DELAWARE STATE (12/22/17)
	23	vs Marist (11/24/17)
STEALS	15	vs Long Beach State (11/26/17)
	10	at Purdue (01/06/18)
BLOCKED SHOTS	14	at Northwestern (01/02/18)
	9	STETSON (12/29/17)
	9	MINNESOTA (12/05/17)
	9	NORTH TEXAS (11/13/17)
	9	EASTERN ILLINOIS (11/11/17)
TURNOVERS	17	MINNESOTA (12/05/17)
FOULS	26	at Wisconsin (01/29/18)

NEBRASKA TEAM GAME LOWS

POINTS	56	at St. John's (11/16/17)
	57	at Michigan State (12/3/17)
	59	vs UCF (11/23/17)
	59	at Ohio State (01/22/18)
FIELD GOALS MADE	16	at St. John's (11/16/17)
	17	at Michigan State (12/3/17)
FIELD GOAL ATTEMPTS	47	WISCONSIN (01/09/18)
	47	MICHIGAN (01/18/18)
FIELD GOAL PERCENTAGE	.274 (17-62)	at Michigan State (12/3/17)
	.281 (16-57)	at St. John's (11/16/17)
3 PT FIELD GOALS MADE	2	WISCONSIN (01/09/18)
	3	RUTGERS (2/10/18)
3 PT FG ATTEMPTS	11	MICHIGAN (01/18/18)
3 PT FG PERCENTAGE	.143 (2-14)	WISCONSIN (01/09/18)
	.200 (3-15)	RUTGERS (2/10/18)
FREE THROWS MADE	2	at Creighton (12/09/17)
	5	vs Marist (11/24/17)
FREE THROW ATTEMPTS	3	at Creighton (12/09/17)
	8	vs Marist (11/24/17)
	8	KANSAS (12/16/17)
FREE THROW PERCENTAGE	.533 (8-15)	BOSTON COLLEGE (11/29/17)
	.556 (10-18)	at Illinois (02/18/18)
REBOUNDS	29	ILLINOIS (01/15/18)
	29	MICHIGAN (01/18/18)
	29	at Illinois (02/18/18)
ASSISTS	6	at Ohio State (01/22/18)
	8	WISCONSIN (01/09/18)
STEALS	0	at Michigan State (12/3/17)
	2	WISCONSIN (01/09/18)
	2	at Minnesota (02/06/18)
BLOCKED SHOTS	1	at Michigan State (12/3/17)
	1	at Purdue (01/06/18)
TURNOVERS	5	at Michigan State (12/3/17)
FOULS	10	RUTGERS (2/10/18)

OPPONENT TEAM GAME HIGHS

POINTS	94	UTSA (12/20/17)
	86	at Michigan State (12/3/17)
	85	at Minnesota (02/06/18)
FIELD GOALS MADE	35	UTSA (12/20/17)
	34	vs Long Beach State (11/26/17)
FIELD GOAL ATTEMPTS	78	UTSA (12/20/17)
FIELD GOAL PERCENTAGE	.510 (25-49)	vs UCF (11/23/17)
	.507 (34-67)	vs Long Beach State (11/26/17)
3 PT FIELD GOALS MADE	15	UTSA (12/20/17)
	10	at Minnesota (02/06/18)
3 PT FG ATTEMPTS	31	UTSA (12/20/17)
3 PT FG PERCENTAGE	.526 (10-19)	at Minnesota (02/06/18)
	.484 (15-31)	UTSA (12/20/17)
FREE THROWS MADE	27	at Michigan State (12/3/17)
	18	MINNESOTA (12/05/17)
FREE THROW ATTEMPTS	36	at Michigan State (12/3/17)
	31	at Wisconsin (01/29/18)
FREE THROW PERCENTAGE	1.000 (8-8)	KANSAS (12/16/17)
	.900 (9-10)	UTSA (12/20/17)
REBOUNDS	50	at St. John's (11/16/17)
	48	at Penn State (1/12/18)
	48	at Michigan State (12/3/17)
ASSISTS	23	at Minnesota (02/06/18)
	20	IOWA (01/27/18)
STEALS	10	EASTERN ILLINOIS (11/11/17)
	9	RUTGERS (2/10/18)
	9	STETSON (12/29/17)
BLOCKED SHOTS	11	at Michigan State (12/3/17)
	10	at St. John's (11/16/17)
TURNOVERS	21	vs Long Beach State (11/26/17)
FOULS	34	NORTH TEXAS (11/13/17)

OPPONENT TEAM GAME LOWS

POINTS	52	MICHIGAN (01/18/18)
	54	at Rutgers (1/24/18)
	55	at Northwestern (01/02/18)
	55	RUTGERS (2/10/18)
FIELD GOALS MADE	19	at Northwestern (01/02/18)
	20	vs Marist (11/24/17)
	20	at Wisconsin (01/29/18)
FIELD GOAL ATTEMPTS	47	at Wisconsin (01/29/18)
FIELD GOAL PERCENTAGE	.292 (19-65)	at Northwestern (01/02/18)
	.324 (22-68)	MINNESOTA (12/05/17)
3 PT FIELD GOALS MADE	2	at Ohio State (01/22/18)
	2	at Rutgers (1/24/18)
	2	RUTGERS (2/10/18)
3 PT FG ATTEMPTS	9	vs UCF (11/23/17)
3 PT FG PERCENTAGE	.143 (2-14)	at Ohio State (01/22/18)
	.143 (2-14)	RUTGERS (2/10/18)
FREE THROWS MADE	4	WISCONSIN (01/09/18)
	5	RUTGERS (2/10/18)
	5	MARYLAND (02/13/18)
FREE THROW ATTEMPTS	8	BOSTON COLLEGE (11/29/17)
	8	KANSAS (12/16/17)
	8	RUTGERS (2/10/18)
FREE THROW PERCENTAGE	.400 (4-10)	WISCONSIN (01/09/18)
	.516 (16-31)	at Wisconsin (01/29/18)
REBOUNDS	28	IOWA (01/27/18)
	29	vs Marist (11/24/17)
ASSISTS	5	at Rutgers (1/24/18)
	6	MICHIGAN (01/18/18)
	6	RUTGERS (2/10/18)
STEALS	1	at Michigan State (12/3/17)
	1	at Wisconsin (01/29/18)
BLOCKED SHOTS	0	ILLINOIS (01/15/18)
TURNOVERS	6	at Michigan State (12/3/17)
	6	UTSA (12/20/17)
	6	at Ohio State (01/22/18)
	6	at Minnesota (02/06/18)
FOULS	10	vs Marist (11/24/17)

2017-18 GAME-BY-GAME COMPARISON

2017-18 NEBRASKA WIN/LOSS MARGIN

	1	2	3	4	5	6	7	8	9	10	11	12	13	14	15	16	17	18	19	20	+20
Husker Wins	1	0	0	3	1	2	0	0	3	2	1	1	0	1	1	0	1	0	1	1	2
Husker Losses	1	0	0	1	1	0	0	0	1	1	0	1	0	0	0	0	0	0	0	0	2

2017-18 NEBRASKA INDIVIDUAL GAME HIGHS

Points	34	Palmer Jr., James at Ohio State (01/22/18)
	30	Copeland, Isaac vs North Dakota (11/19/17)
	29	Watson Jr., Glynn vs Minnesota (12/05/17)
Field Goals Made	12	Copeland, Isaac vs North Dakota (11/19/17)
	11	Palmer Jr., James at Ohio State (01/22/18)
Field Goal Att.	20	Watson Jr., Glynn at Penn State (1/12/18)
	20	Copeland, Isaac vs Stetson (12/29/17)
FG Pct (min 5 made)	.857 (12-14)	Copeland, Isaac vs North Dakota (11/19/17)
	.857 (6-7)	Roby, Isaiah vs Michigan (01/18/18)
3-Point FG Made	5	Palmer Jr., James at Ohio State (01/22/18)
	5	Gill, Anton vs Marist (11/24/17)
3-Point FG Att.	11	Palmer Jr., James at Ohio State (01/22/18)
	8	Palmer Jr., James at Wisconsin (01/29/18)
	8	Gill, Anton vs Stetson (12/29/17)
	8	Gill, Anton vs UTSa (12/20/17)
3-Pt FG Pct (min 2 made)	1.000 (3-3)	Roby, Isaiah at Illinois (02/18/18)
	1.000 (3-3)	Taylor, Evan vs Boston College (11/29/17)
	1.000 (2-2)	Copeland, Isaac at Wisconsin (01/29/18)
	1.000 (2-2)	Gill, Anton at Northwestern (01/02/18)
	1.000 (2-2)	Palmer Jr., James vs Kansas (12/16/17)
	1.000 (2-2)	Roby, Isaiah at Michigan State (12/3/17)
	1.000 (2-2)	Taylor, Evan vs Marist (11/24/17)
Free Throws Made	13	Palmer Jr., James vs UTSa (12/20/17)
	11	Palmer Jr., James at Wisconsin (01/29/18)
	11	Palmer Jr., James vs Iowa (01/27/18)
Free Throw Att.	17	Palmer Jr., James vs UTSa (12/20/17)
	14	Palmer Jr., James vs Iowa (01/27/18)
FT Pct (min 3 made)	1.000 (5-5)	Gill, Anton vs UTSa (12/20/17)
	1.000 (4-4)	Gill, Anton at Minnesota (02/06/18)
	1.000 (4-4)	Watson Jr., Glynn vs Iowa (01/27/18)
	1.000 (4-4)	Palmer Jr., James at Rutgers (1/24/18)
	1.000 (4-4)	Watson Jr., Glynn vs Michigan (01/18/18)
	1.000 (4-4)	Watson Jr., Glynn vs Long Beach State (11/26/17)
	1.000 (4-4)	Taylor, Evan vs UCF (11/23/17)
	1.000 (4-4)	Palmer Jr., James vs UCF (11/23/17)
	1.000 (4-4)	Roby, Isaiah at St. John's (11/16/17)
	1.000 (4-4)	Gill, Anton at St. John's (11/16/17)
Rebounds	13	Roby, Isaiah vs Eastern Illinois (11/11/17)
	11	Roby, Isaiah vs Rutgers (2/10/18)
	11	Copeland, Isaac vs Iowa (01/27/18)
	11	Copeland, Isaac at Creighton (12/09/17)
	11	Tshimanga, Jordy vs Eastern Illinois (11/11/17)
Assists	9	Palmer Jr., James at Minnesota (02/06/18)
	7	Watson Jr., Glynn vs UCF (11/23/17)
Steals	6	Watson Jr., Glynn vs Long Beach State (11/26/17)
	5	Palmer Jr., James vs Boston College (11/29/17)
Blocked Shots	6	Roby, Isaiah vs Eastern Illinois (11/11/17)
	5	Roby, Isaiah at Minnesota (02/06/18)
Turnovers	5	Palmer Jr., James vs North Texas (11/13/17)
Minutes	39	Palmer Jr., James at Ohio State (01/22/18)

2017-18 OPPONENT INDIVIDUAL GAME HIGHS

Points	34	Mason, Nate at Minnesota (02/06/18)
	28	Black, Leron at Illinois (02/18/18)
	26	Stevens, Lamar at Penn State (1/12/18)
	26	JACKSON, Jhivvan vs UTSa (12/20/17)
	26	Azubuikwe, Udoka vs Kansas (12/16/17)
Field Goals Made	13	Azubuikwe, Udoka vs Kansas (12/16/17)
	11	Black, Leron at Illinois (02/18/18)
	11	Murphy, Jordan at Minnesota (02/06/18)
	11	Cook, Tyler vs Iowa (01/27/18)
Field Goal Att.	21	Carr, Tony at Penn State (1/12/18)
	20	Mason, Nate at Minnesota (02/06/18)
	20	JACKSON, Jhivvan vs UTSa (12/20/17)
	20	Levin, Gabe vs Long Beach State (11/26/17)
FG Pct (min 5 made)	.875 (7-8)	Watkins, Mike at Penn State (1/12/18)
	.857 (6-7)	Ward, Nick at Michigan State (12/3/17)
3-Point FG Made	7	Mason, Nate at Minnesota (02/06/18)
	6	Bohannon, Jordan vs Iowa (01/27/18)
3-Point FG Att.	11	Bohannon, Jordan vs Iowa (01/27/18)
	10	JACKSON, Jhivvan vs UTSa (12/20/17)
3-Pt FG Pct (min 2 made)	1.000 (3-3)	Draper, DJ vs North Texas (11/13/17)
	1.000 (3-3)	Lewis, Terrell vs Eastern Illinois (11/11/17)
	1.000 (2-2)	TAVAKALYAN, Artem vs Delaware State (12/22/17)
	1.000 (2-2)	VAN RY, Toby vs UTSa (12/20/17)
	1.000 (2-2)	Gummerus, Lasse vs Marist (11/24/17)
	1.000 (2-2)	STEWART, Marlon vs North Dakota (11/19/17)
Free Throws Made	10	Ward, Nick at Michigan State (12/3/17)
	8	Happ, Ethan at Wisconsin (01/29/18)
	8	Jackson Jr., Jaren at Michigan State (12/3/17)
Free Throw Att.	19	Happ, Ethan at Wisconsin (01/29/18)
	13	Ward, Nick at Michigan State (12/3/17)
FT Pct (min 3 made)	1.000 (8-8)	Jackson Jr., Jaren at Michigan State (12/3/17)
	1.000 (6-6)	Edwards, Vincent at Purdue (01/06/18)
	1.000 (4-4)	Williams, Da'Monte vs Illinois (01/15/18)
	1.000 (4-4)	Vic Law at Northwestern (01/02/18)
	1.000 (4-4)	FROHNEN, Byron vs UTSa (12/20/17)
	1.000 (4-4)	Graham, Devonte' vs Kansas (12/16/17)
	1.000 (4-4)	Lightfoot, Mitch vs Kansas (12/16/17)
	1.000 (4-4)	Robinson, Jerome vs Boston College (11/29/17)
Rebounds	16	Levin, Gabe vs Long Beach State (11/26/17)
	15	Watkins, Mike at Penn State (1/12/18)
	15	Derek Pardon at Northwestern (01/02/18)
Assists	12	Booker, Deishuan vs Long Beach State (11/26/17)
	8	Washington, Isaiah at Minnesota (02/06/18)
	8	Carr, Tony at Penn State (1/12/18)
	8	Graham, Devonte' vs Kansas (12/16/17)
Steals	4	Happ, Ethan vs Wisconsin (01/09/18)
	4	Mathias, Dakota at Purdue (01/06/18)
	4	SIMON, Justin at St. John's (11/16/17)
Blocked Shots	6	OWENS, Tariq at St. John's (11/16/17)
	4	Happ, Ethan at Wisconsin (01/29/18)
	4	FALL, Tacko vs UCF (11/23/17)
Turnovers	10	Booker, Deishuan vs Long Beach State (11/26/17)

2017-18 NEBRASKA RECORD BY STARTING LINEUP

No.	Starting Lineup	Record
1.	Copeland, Palmer, Taylor, Tshimanga, Watson	12-6
2.	Copeland, Okeke, Palmer, Taylor, Watson	0-1
3.	Copeland, Gill, Palmer, Roby, Watson	9-2

N MISC STATS THE LAST TIME...

	Nebraska...
Scored 100 or more points.....	104; vs. UTSA, 12/20/17
Scored 90 or more points.....	91; at Minnesota, 2/6/18
Scored 41 to 50 points.....	46; Iowa, 2/22/15
Scored 40 or fewer points	38; at Oregon, 12/15/12
Shot 70% from the field.....	.723; vs. UNC Wilmington 12/5/97 (34-47)
Shot 60% from the field.....	.628; vs. Northwestern, 2/3/15 (27-43)
Shot 90% from the free throw line (Min 10 attempts).....	.929; vs. Penn State, 3/11/16 (13-14)
Made 10, 3-Point Field Goals	11; at Minnesota, 2/6/18 (11-23)
Had 60 rebounds	60; vs. Oral Roberts, 12/22/99
Had 50 rebounds	52; vs. Stetson, 12/29/17
Had 30 assists	35; vs. Northeastern Illinois, 12/21/94
Had 15 steals	15; vs. Arkansas State, 12/14/13
Had 10 blocked shots	14; at Northwestern, 1/2/18
Had 10 or fewer turnovers	9; at Illinois, 2/18/18
Had 20 or more turnovers	22; vs. Wisconsin, 2/9/17
Had three players with 20 points	vs. Oklahoma State, 3/5/07 (Perry 25; Maric 23; Velandar 20)
Had three players with 10 rebounds	vs. Texas Tech, 1/19/00 (Bradford 16, Ffriend 12, Truscott 11)
Had five players reach double-figure points.....	at Minnesota, 2/6/18 (Roby 19, Palmer 19, Gill 12, Copeland 12, Watson 10)
Had a player score 40 points	41; Aleks Maric, vs. Kansas State, 2/13/07
Had a player score 30 points	34; James Palmer Jr. at Ohio State, 1/22/18
Had a player grab 15 rebounds	18; Ed Morrow Jr. vs. Gardner-Webb, 12/18/16
Had a player dish out 10 assists.....	10; Lance Jeter vs. Kansas, 2/5/11
Had a player collect five steals	5; James Palmer Jr. vs. Boston College, 11/29/17
Had a player block five shots.....	8; Isaiah Roby at Minnesota, 2/6/18

A Nebraska Opponent...
101; TCU, 3/15/99
94; UTSA, 12/20/17
50; Prairie View A&M, 12/22/15
38; Mary, 11/15/16
.723; Kansas, 2/2/85 (34-47)
.630; Michigan, 3/5/17 (34-54)
.900; UTSA, 12/20/17 (9-10)
10; at Minnesota, 2/6/18 (10-19)
62; Colorado, 2/15/75
50; at St. John's, 11/16/17
30; Iowa State, 2/3/93
15; Florida State, 12/31/05
11; at Michigan State, 12/3/17
8; at Illinois, 2/18/18
21; Long Beach State, 11/26/17
Michigan, 1/14/17
(Wagner 23, Irvin 21, Walton 20)
at Kansas, 1/9/02
(Collison 13, Gooden 12, Simien 10)
UTSA, 12/20/17
(Jackson 26; Lyle 15; Allen 12; Wallace 10; Frohnen 10)
41; Jarius Jackson, Texas Tech, 2/18/06
34; Nate Mason, Minnesota, 2/6/18
15; Mike Watkins, Penn State, 1/12/18
10; Deishaun Brooker, Long Beach State, 11/26/17
5; Derrick Walton Jr., Michigan, 3/5/17
8; Mike Watkins, Penn State (BIG Tourney), 3/8/17

MISC. STATS

Opponent	NU-Opp Paint	NU-Opp off TO	NU-Opp 2nd Ch.	NU-Opp Bench	Largest Lead	Largest Deficit
Eastern Illinois	24-28	9-7	6-12	17-18	7 (0:46, 2nd)	6 (9:14, 2nd)
North Texas	38-36	30-8	20-24	31-28	28 (1st, 3:58)	-
at St. John's	16-44	10-15	10-12	20-8	3 (1st, 19:38)	23 (2nd, 1:39)
North Dakota	44-38	26-10	17-8	31-2	23 (2nd, 2:28)	2 (1st, 19:18)
vs. UCF	20-36	17-12	11-6	5-23	2 (1st, 13:25)	18 (1st, 5:29)
vs. Marist	34-22	25-7	12-14	30-22	30 (2nd, 0:52)	2 (1st, 19:32)
vs. Long Beach State	44-46	31-15	14-19	24-20	22 (2nd, 16:38)	-
Boston College	16-24	13-12	10-6	16-13	14 (2nd, 1:30)	-
at No. 3 Michigan State	8-32	3-6	11-21	20-13	-	29 (2nd, 0:22)
No. 14 Minnesota	32-28	17-20	9-5	18-5	17 (2nd, 7:16)	2 (1st, 15:50)
at Creighton	26-38	2-8	4-14	16-17	8 (2nd, 19:48)	10 (2nd, 0:19)
No. 13 Kansas	28-40	15-15	9-10	27-6	4 (1st, 18:58)	(8, 1st, 13:01)
UTSA	32-32	13-10	19-15	40-56	14 (1st, 4:25)	3 (1st, 13:54)
Delaware State	32-30	27-21	8-14	43-13	22 (2nd, 2:04)	-
Stetson	28-28	10-5	19-12	28-22	11 (2nd, 2:11)	3 (2nd, 19:35)
at Northwestern	34-22	13-8	11-20	18-13	17 (2nd, 0:30)	7 (2nd, 19:18)
at No. 13 Purdue	30-32	10-19	5-13	13-12	-	18 (2nd, 2:47)
Wisconsin	24-38	11-23	12-3	20-3	13 (2nd, 13:55)	1 (1st, 15:22)
at Penn State	14-28	12-5	8-12	27-7	3 (1st, 13:32)	16 (2nd, 17:53)
Illinois	24-30	24-10	4-14	17-10	8 (2nd, 11:06)	6 (2nd, 15:42)
No. 23 Michigan	38-34	11-3	12-16	8-15	21 (2nd, 4:57)	2 (1st, 16:32)
at No. 13 Ohio State	20-38	3-13	7-8	8-3	7 (1st, 13:32)	8 (2nd, 0:40)
at Rutgers	24-30	11-10	11-14	1-14	9 (2nd, 14:52)	3 (1st, 15:16)
Iowa	28-42	12-18	10-8	23-21	17 (2nd, 1:03)	5 (1st, 16:54)
at Wisconsin	26-26	16-10	2-5	14-6	11 (2nd, 0:08)	11 (2nd, 9:59)
at Minnesota	34-36	7-8	18-14	19-20	15 (1st, 4:24)	7 (1st, 18:26)
Rutgers	34-36	15-11	18-17	14-17	19 (2nd, 6:41)	-
Maryland	28-40	8-10	8-10	8-7	7 (2nd, 15:57)	5 (1st, 6:57)
Illinois	26-26	11-5	0-9	11-12	5 (2nd, 14:04)	11 (1st, 6:30)
Indiana	30-38	26-13	14-16	14-20	4 (2nd, 13:50)	11 (2nd, 1:51)



2017-18 GAME-BY-GAME REVIEW

(-----Nebraska Individual Leaders-----)

Date	Opponent	Result	Record (B1G)	Attend.	Points	Rebounds	Assists	Steals
11/11	Eastern Illinois	W, 72-68	1-0 (0-0)	15,524	Watson, 21	Roby, 13	Watson, 3	Taylor, 2
11/13	North Texas	W, 86-67	2-0 (0-0)	15,059	Palmer, 18	Copeland, 8	Copeland, Watson, Taylor, Roby, 2	Watson, Palmer, 2
11/16	at St. John's	L, 56-79	2-1 (0-0)	4,652	Palmer, 13	Copeland, 7	Palmer, 3	Copeland, 2
11/19	North Dakota	W, 92-70	3-1 (0-0)	15,418	Copeland, 30	Copeland, 8	Taylor, 5	Taylor, Palmer 2
11/23	vs. UCF @	L, 59-68	3-2 (0-0)	3,348	Palmer, 22	Tshimanga, 10	Watson, 7	Watson, 4
11/24	vs. Marist @	W, 84-59	4-2 (0-0)	2,834	Copeland, Gill, 17	Tshimanga, 6	Watson, Taylor 5	Five players, 1
11/26	vs. Long Beach State @	W, 85-80	5-2 (0-0)	1,712	Watson, 26	Copeland, 7	Taylor, 6	Watson, 6
11/29	Boston College	W, 71-62	6-2 (0-0)	15,338	Copeland, Palmer, 15	Copeland, 8	Watson, 6	Palmer, 5
12/3	at No. 3 Michigan State*	L, 57-86	6-3 (0-1)	14,797	Palmer, 15	Roby, 6	Palmer, 6	None
12/5	No. 14 Minnesota*	W, 78-68	7-3 (1-1)	15,598	Watson, 29	Watson, 9	Palmer 4	Watson, 3
12/9	at Creighton	L, 65-75	7-4 (1-1)	17,901	Copeland, 20	Copeland, 20	Watson, Taylor, 5	Copeland, Watson, McVeigh, 2
12/16	No. 13 Kansas	L, 72-73	7-5 (1-1)	15,596	Palmer, 14	Copeland, 9	Taylor, 4	Palmer, 2
12/20	UTSA	W, 104-94	8-5 (1-1)	14,382	Palmer 25	Copeland, 8	Taylor, Copeland, 4	Five players, 1
12/22	Delaware State	W, 85-68	9-5 (1-1)	14,768	Palmer, 18	Roby, 9	Gill, 6	Watson, 3
12/29	Stetson	W, 71-62	10-5 (1-1)	15,040	Palmer, Copeland, 13	Borchardt, Tshimanga 10	Taylor, Palmer 4	Taylor, Copeland, Palmer, Allen 1
1/2	at Northwestern*	W, 70-55	11-5 (2-1)	5,443	Watson, 19	Watson, 8	Watson, 6	Watson, Gill, 2
1/5	at No. 13 Purdue *	L, 62-74	11-6 (2-2)	14,804	Palmer, 22	Palmer, 7	Palmer, 3	Roby, 3
1/9	Wisconsin *	W, 63-59	12-6 (3-2)	15,643	Palmer, 18	Roby, 8	Watson, 3	Copeland, Okeke, 1
1/12	at Penn State *	L, 72-76 (ot)	12-7 (3-3)	6,821	Watson, Copeland, 21	Copeland, 8	Palmer, Roby 3	Copeland, Taylor, 2
1/15	Illinois	W, 64-63	13-7 (4-3)	15,630	Palmer, 24	Roby, 10	Watson, 3	Roby, 4
1/19	No. 23 Michigan*	W, 72-52	14-7 (5-3)	15,794	Palmer, 19	Taylor, 7	Roby, 3	Taylor, Watson, 3
1/22	at No. 13 Ohio State*	L, 59-64	14-8 (5-4)	10,918	Palmer, 34	Roby, 8	Watson, Palmer, 2	Copeland, Watson, Taylor, 1
1/24	at Rutgers*	W, 60-54	15-8 (6-4)	4,075	Copeland, 23	Roby, 8	Palmer, 4	Roby, 3
1/27	Iowa*	W, 98-84	16-8 (7-4)	15,952	Palmer, 27	Copeland, 11	Palmer, 5	Roby, 2
1/29	at Wisconsin *	W, 74-63	17-8 (8-4)	17,287	Palmer, 28	Palmer, 8	Watson, 5	Copeland, Palmer 2
2/6	at Minnesota *	W, 91-85	18-8 (9-4)	11,193	Roby, Palmer 19	Roby, 8	Palmer, 9	Copeland, Palmer, 1
2/10	Rutgers *	W, 67-55	19-8 (10-4)	15,867	Palmer, 15	Roby, 11	Palmer, Taylor 4	Watson, Copeland 2
2/13	Maryland *	W, 70-66	20-8 (11-4)	15,908	Palmer, 26	Roby, 10	Palmer, 5	Copeland, Gill, Taylor, Allen, 1
2/18	Illinois *	L, 66-72	20-9 (11-5)	15,544	Copeland, 17	Roby, 10	Palmer, Watson, 4	Copeland, Palmer, Taylor, 1
2/20	Indiana*	W, 66-57	21-9 (12-5)	15,859	Palmer, 15	Roby, Tshimanga, 9	Watson, 5	Watson, Gill, Palmer, 2

*-- Big Ten game; @-AdvoCare Invitational; \$-Big Ten Tournament (New York City)

MISCELLANEOUS REVIEW

Nebraska Record When:	All (W)	All (L)	H (W)	H (L)	A (W)	A (L)
Ahead at Halftime	16	1	12	0	4	1
Behind at Halftime	4	8	2	1	2	7
Tied at Halftime	1	0	1	0	0	0
Bench Outscores Opponent's	14	6	10	1	4	5
Opponent Bench Outscores NU	7	3	5	0	2	3
Bench scoring is even	0	0	0	0	0	0
Shooting 50% or Better	7	0	5	0	2	0
Shooting Under 50%	14	9	10	1	4	8
Opp. Shoots 50% or Better	2	2	1	0	1	2
Opp. Shoots Under 50%	19	7	14	1	5	6
Outshooting Opponent (pct.)	16	1	12	1	4	0
Outshot by Opponent (pct.)	5	8	3	0	2	8
Shooting is even	0	0	0	0	0	0
Outrebounding Opponent	13	0	10	0	3	0
Outrebounded by Opponent	7	8	4	0	3	8
Rebounds are Even	1	1	1	1	0	0
Committing More TOs than Opp	7	5	6	1	1	4
Committing Fewer TOs than Opp	13	4	8	0	5	4
Turnovers are Even	1	0	1	0	0	0
Leading with 5:00 left	20	1	15	0	5	1
Trailing with 5:00 left	0	8	0	1	0	7
Tied with 5:00 left	1	0	0	0	1	0

In Overtime	0	1	0	0	0	1
Scoring 80 or more points	8	0	5	0	3	0
Scoring 61 to 79 points	13	5	10	1	3	4
Scoring 60 or fewer points	0	4	0	0	0	4
Allowing 80 or more points	4	1	2	0	2	1
Allowing 61 to 79 points	10	8	9	1	1	7
Allowing 60 or fewer points	7	0	4	0	3	0
Field-Goal Percentage by Site:						
NU	H (PBA) -416-899 = 46.3	A - 337-832= 40.5				
OPP	A - 362-837= 43.2	H (PBA) -419-1011 = 41.4				
Free-Throw Percentage by Site:						
NU	H (PBA) - 290-419 = 69.2	A --179-238= 75.2				
OPP	A --186-278= 66.9	H (PBA) --139-207 = 67.1				
NU Average at home: 76.9 ppg (1231)						
Opp. Average at home: 66.8 ppg (1068)						
NU Average on Road/Neutral: 68.7 ppg (962)						
Opp. Average on Road/Neutral: 70.7 ppg (990)						

MISCELLANEOUS STREAKS

Biggest margin of victory	25, Marist (11/24/17)
Biggest margin of defeat	29, at Michigan State (12/3/17)
Largest deficit overcome in win	11, at Wisconsin (1/29/18)
Largest halftime deficit overcome in win	5, at Northwestern (1/2/18)
Largest lead surrendered in loss	8, at Creighton (12/9/17)
Largest halftime lead surrendered in loss	5, at Creighton (12/9/17)
Largest lead at any time	30, Marist (11/24/17)
Largest deficit at any time	29, at Michigan State (12/3/17)
Largest runs without opponent scoring	18, North Texas (18:27-10:25, 1st)
Largest opponent run without NU scoring	19, UCF (13:04-6:29, 1st)



#0 DUBY OKEKE (NEB. HIGHS)

Points
Season: 4 vs. Minnesota (12/5/17)
Career: Same
Rebounds
Season: 5 vs. Boston College (11/29/17)
Career: Same
Field Goals
Season: 2 vs. Minnesota (12/5/17)
Career: Same
Field Goal Attempts
Season: 3 vs. Minnesota (12/5/17)
Career: Same
3-Point Field Goals
Season: N/A
Career: Same
3-Point Field Goal Attempts
Season: N/A
Career: Same
Free Throws
Season: 1 vs. N. Dakota (11/19/17); Delaware St (12/22/17)
Career: Same
Free Throw Attempts
Season: 2 three times, last vs. Delaware St. (12/22/17)
Career: Same
Assists
Season: 2 vs. Marist (11/24/17)
Career: Same
Steals
Season: 1 four times, last vs. Wisconsin (1/9/18)
Career: Same
Blocks
Season: 4 vs. Rutgers (2/10/18)
Career: Same
Minutes Played
Season: 16 vs. No. Texas (11/13/17); vs. Minnesota (12/5/17)
Career: Same

#3 MALCOLM LAWS (NEB. HIGHS)

Points
Season: 2 vs. Michigan (1/18/18)
Career: 2 at Michigan State (2/23/17); vs. Michigan (1/18/18)
Rebounds
Season: N/A
Career: 1 three times, last at Minnesota (3/2/17)
Field Goals
Season: 1 vs. Michigan (1/18/18)
Career: 1 at Michigan State (2/23/17); vs. Michigan (1/18/18)
Field Goal Attempts
Season: 3 vs. Marist (11/24/17)
Career: 2 three times, last vs. Michigan (3/5/17)
3-Point Field Goals
Season: N/A
Career: same
3-Point Field Goal Attempts
Season: 2 vs. Marist (11/24/17)
Career: 2 vs. Michigan (3/5/17); vs. Marist (11/24/17)
Free Throws
Season: N/A
Career: 1 vs. Mississippi Valley State (11/14/15)
Free Throw Attempts
Season: N/A
Career: 2 vs. Mississippi Valley State (11/14/15)
Assists
Season: N/A
Career: same
Steals
Season: N/A
Career: 1 at Rutgers (1/9/16); at Michigan State (2/23/17)
Blocks
Season: N/A
Career: same
Minutes Played
Season: 4 vs. Marist (11/24/17)
Career: 4 three times, last vs. Michigan (3/5/17)

#4 JOHNNY TRUEBLOOD

Points
Season: 1 vs. North Texas (11/13/17)
Career: 3 vs. Rutgers (2/6/16)
Rebounds
Season: 3 vs North Dakota (11/19/17)
Career: Same
Field Goals
Season: N/A
Career: 1 at Villanova (11/17/15); vs. Rutgers (2/6/16)
Field Goal Attempts
Season: N/A
Career: 2 vs. SE Louisiana (11/22/15)
3-Point Field Goals
Season: N/A
Career: 1 vs. Rutgers (2/6/16)
3-Point Field Goal Attempts
Season: N/A
Career: 4 vs. SE Louisiana (11/22/15)
Free Throws
Season: 1 vs. North Texas (11/13/17)
Career: 2 vs. SE Louisiana (11/22/15)
Free Throw Attempts
Season: 2 vs. North Texas (11/13/17)
Career: 4 vs. SE Louisiana (11/22/15)
Assists
Season: 1 vs. North Texas (11/13/17)
Career: 2 vs. MVSU (11/14/15); vs. Prairie View A&M (12/22/15)
Steals
Season: N/A
Career: same
Blocks
Season: none
Career: same
Minutes Played
Season: 3 vs. North Texas (11/13/17)
Career: 8 vs. SE Louisiana (11/22/15)

#5 GLYNN WATSON JR.

Points
Season: 29 vs. Minnesota (12/5/17)
Career: 34 vs. Iowa (1/5/17)
Rebounds
Season: 9 vs. Minnesota (12/5/17)
Career: Same
Field Goals
Season: 10 vs. LBSU (11/26/17)
Career: 11 vs. Iowa (1/5/17)
Field Goal Attempts
Season: 20 at Penn State (1/12/18)
Career: Same
3-Point Field Goals
Season: 3 at Penn State (1/12/18)
Career: 7 vs. Iowa (1/5/17)
3-Point Field Goal Attempts
Season: 7 vs. UCF (11/23/17); at Penn State (1/12/18)
Career: 8 vs. Iowa (1/5/17)
Free Throws
Season: 9 vs. Minnesota (12/5/17)
Career: same
Free Throw Attempts
Season: 10 vs. E. Illinois (11/11/17); vs. Minnesota (12/5/17)
Career: same
Assists
Season: 7 vs. UCF (11/23/17)
Career: 9 vs. Rutgers (2/6/16)
Steals
Season: 6 vs. LBSU (11/26/17)
Career: Same
Blocks
Season: 1 seven times, last vs. Maryland (2/13/18)
Career: 1 14 times, last vs. Maryland (2/13/18)
Minutes Played
Season: 38 vs. UCF (11/23/17); at Penn State (1/12/18)
Career: 41 vs. Penn State (3/8/17)

#10 JACK MCVEIGH

Points
Season: 10 vs. North Texas (11/13/17)
Career: 21 vs. LA Tech (11/19/16); vs. Purdue (1/29/17)
Rebounds
Season: 6 vs. North Texas (11/13/17)
Career: 7 vs. Sac. St (11/13/16); at Northwestern (1/26/17)
Field Goals
Season: 4 vs. North Texas (11/13/17)
Career: 7 at Iowa (2/5/17)
Field Goal Attempts
Season: 7 vs. North Texas (11/13/17)
Career: 13 vs. South Dakota (12/3/16); at Iowa (2/5/17)
3-Point Field Goals
Season: 2 vs. Boston Col. (11/29/17); at Michigan St (12/3/17)
Career: 5 vs. Ohio State (2/20/16)
3-Point Field Goal Attempts
Season: 4 vs. Boston College (11/29/17)
Career: 10 vs. Ohio State (2/20/16)
Free Throws
Season: 1 vs. North Texas (11/13/17)
Career: 7 vs. Purdue (1/29/17)
Free Throw Attempts
Season: 1 vs. North Texas (11/13/17)
Career: 10 vs. Purdue (1/29/17)
Assists
Season: 1 vs North Dakota (11/19/17)
Career: 4 vs. Mary (11/15/16)
Steals
Season: 1 three times, last at Penn State (1/12/18)
Career: 3 vs. Delaware St. (11/19/15); vs. Gardner-Webb (12/18/16)
Blocks
Season: 1 at Penn State (1/12/18)
Career: 2 vs. Purdue (1/29/17)
Minutes Played
Season: 21 at Penn State (1/12/18)
Career: 36 vs. Creighton (12/7/2016)

#11 EVAN TAYLOR (NEB. HIGHS)

Points
Season: 16 vs. UTSA (12/20/17)
Career: Same
Rebounds
Season: 7 three times, last vs. Indiana (2/20/18)
Career: 8 at Maryland (1/1/17); vs. Ohio State (1/18/17)
Field Goals
Season: 5 vs. Boston College (11/29/17)
Career: 6 vs. Penn State (3/8/17)
Field Goal Attempts
Season: 10 vs. Boston College (11/29/17)
Career: 11 vs. Penn State (3/8/17)
3-Point Field Goals
Season: 3 vs. Boston College (11/29/17)
Career: Same
3-Point Field Goal Attempts
Season: 4 at Creighton (12/9/17)
Career: Same
Free Throws
Season: 10 vs. North Texas (11/13/17)
Career: same
Free Throw Attempts
Season: 12 vs. North Texas (11/13/17)
Career: same
Assists
Season: 6 vs. LBSU (11/26/17)
Career: Same
Steals
Season: 4 vs. LBSU (11/26/17)
Career: 4 three times, last vs. LBSU (11/26/17)
Blocks
Season: 2 three times, last vs. Indiana (2/20/18)
Career: Same
Minutes Played
Season: 34 at Creighton (12/9/17)
Career: 42 vs. Iowa (1/5/17)

#12 THOMAS ALLEN

Points
Season: 14 vs. Delaware St. (12/22/17)
Career: Same
Rebounds
Season: 4 vs. Stetson (12/29/17)
Career: Same
Field Goals
Season: 6 vs. Delaware St. (12/22/17)
Career: Same
Field Goal Attempts
Season: 11 vs. Delaware St. (12/22/17)
Career: Same
3-Point Field Goals
Season: 3 vs. Kansas (11/16/17)
Career: Same
3-Point Field Goal Attempts
Season: 6 vs. Delaware St. (12/22/17)
Career: Same
Free Throws
Season: 4 vs. North Texas (11/13/17)
Career: Same
Free Throw Attempts
Season: 6 vs. North Texas (11/13/17)
Career: Same
Assists
Season: 4 vs. Delaware St. (12/22/17)
Career: Same
Steals
Season: 2 vs. Delaware St. (12/22/17)
Career: Same
Blocks
Season: N/A
Career: Same
Minutes Played
Season: 26 vs. Delaware St. (12/22/17)
Career: Same

#13 ANTON GILL (NEB. HIGHS)

Points
Season: 21 vs. UTSA (12/20/17)
Career: Same
Rebounds
Season: 5 at Michigan State (12/3/17)
Career: 5 vs. UCLA (11/24/2016); at Michigan State (12/3/17)
Field Goals
Season: 6, four times, last vs. UTSA (12/20/17)
Career: same
Field Goal Attempts
Season: 11 vs. LBSU (11/26/17); vs. UTSA (12/20/17)
Career: Same
3-Point Field Goals
Season: 5 vs. Marist (11/24/17)
Career: same
3-Point Field Goal Attempts
Season: 8 vs. UTSA (12/20/17); vs. Stetson (12/29/17)
Career: Same
Free Throws
Season: 5 vs. UTSA (12/20/17)
Career: Same
Free Throw Attempts
Season: 5 vs. UTSA (12/20/17);
Career: Same
Assists
Season: 6 vs. Delaware St. (12/22/17)
Career: same
Steals
Season: 2 three times, last vs. Indiana (2/20/18)
Career: same
Blocks
Season: 1 vs. LBSU (11/26/17)
Career: Same
Minutes Played
Season: 31 at Ohio State (1/22/18)
Career: Same

#14 ISAAC COPELAND (NEB HIGHS)

Points
Season: 30 vs North Dakota (11/19/17)
Career: Same

Rebounds
Season: 11 at Creighton (12/9/17); vs. Iowa (1/27/18)
Career: Same

Field Goals
Season: 12 vs North Dakota (11/19/17)
Career: Same

Field Goal Attempts
Season: 20 vs. Stetson (12/29/17)
Career: Same

3-Point Field Goals
Season: 4 vs. Iowa (1/27/18)
Career: Same

3-Point Field Goal Attempts
Season: 5 four times, last vs. Iowa (1/27/18)
Career: Same

Free Throws
Season: 6 vs. North Texas (11/13/17)
Career: Same

Free Throw Attempts
Season: 8 vs. North Texas (11/13/17)
Career: Same

Assists
Season: 4 vs. UTSA (12/20/17)
Career: Same

Steals
Season: 2 five times, last vs. Rutgers (2/10/18)
Career: Same

Blocks
Season: 4 vs. North Texas (11/13/17)
Career: Same

Minutes Played
Season: 37 at Creighton (12/9/17); at Penn State (1/12/18)
Career: Same

#15 ISAIAH ROBY

Points
Season: 19 at Minnesota (2/6/18)
Career: same

Rebounds
Season: 13 vs. Eastern Illinois (11/11/17)
Career: same

Field Goals
Season: 8 at Minnesota (2/6/18)
Career: same

Field Goal Attempts
Season: 10 vs. Iowa (1/27/18); at Minnesota (2/6/18)
Career: Same

3-Point Field Goals
Season: 3 at Illinois (2/18/18)
Career: Same

3-Point Field Goal Attempts
Season: 3 three times, last at Illinois (2/18/18)
Career: 3 four times, last at Illinois (2/18/18)

Free Throws
Season: 6 three times, last vs. Iowa (1/27/18)
Career: same

Free Throw Attempts
Season: 8 three times, last vs. Iowa (1/27/18)
Career: same

Assists
Season: 4 vs N. Dakota (11/19/17); vs. Delaware St. (12/22/17)
Career: same

Steals
Season: 4 vs. Illinois (1/15/18)
Career: 4 vs. Illinois (1/15/18)

Blocks
Season: 6 vs. Eastern Illinois (11/11/17)
Career: same

Minutes Played
Season: 35 vs. Illinois (1/15/18); vs. Indiana (2/20/18)
Career: same

#20 TANNER BORCHARDT

Points
Season: 8 vs. Stetson (12/29/17)
Career: Same

Rebounds
Season: 10 vs. Stetson (12/29/17)
Career: same

Field Goals
Season: 2 vs. Stetson (12/29/17)
Career: 2 vs. MVSU (11/14/15); vs. Stetson (12/29/17)

Field Goal Attempts
Season: 3 vs. Stetson (12/29/17)
Career: Same

3-Point Field Goals
Season: N/A
Career: same

3-Point Field Goal Attempts
Season: N/A
Career: same

Free Throws
Season: 4 vs. Stetson (12/29/17)
Career: same

Free Throw Attempts
Season: 5 vs. Stetson (12/29/17)
Career: same

Assists
Season: 1 at Michigan State (12/3/17)
Career: same

Steals
Season: 1 vs. LBSU (11/26/17); at Purdue (1/6/18)
Career: same

Blocks
Season: 2 vs. Stetson (12/29/17); at Northwestern (1/2/18)
Career: same

Minutes Played
Season: 14 vs. Stetson (12/29/17)
Career: Same

#24 JAMES PALMER JR. (NEB. HIGHS)

Points
Season: 34 at Ohio State (1/22/18)
Career: Same

Rebounds
Season: 8 three times, last at Wisconsin (1/29/18)
Career: Same

Field Goals
Season: 11 at Ohio State (1/22/18)
Career: Same

Field Goal Attempts
Season: 19 vs. Illinois (1/15/18); at Wisconsin (1/29/18)
Career: Same

3-Point Field Goals
Season: 5 at Ohio State (1/22/18)
Career: Same

3-Point Field Goal Attempts
Season: 9 at Ohio State (1/22/18)
Career: Same

Free Throws
Season: 13 vs. UTSA (12/20/17)
Career: Same

Free Throw Attempts
Season: 17 vs. UTSA (12/20/17)
Career: Same

Assists
Season: 9 at Minnesota (2/6/18)
Career: Same

Steals
Season: 5 vs. Boston College (11/29/17)
Career: Same

Blocks
Season: 2 three times, last at Rutgers (1/24/18)
Career: Same

Minutes Played
Season: 39 at Ohio State (1/22/18)
Career: Same

#25 NANA AKENTEN

Points
Season: 3 vs. Marist (11/24/17); vs. Delaware St. (12/22/17)
Career: Same

Rebounds
Season: 1 at St. John's (11/16/17); vs. Marist (11/24/17)
Career: Same

Field Goals
Season: 1 vs. Marist (11/24/17); vs. Delaware St. (12/22/17)
Career: Same

Field Goal Attempts
Season: 3 vs. Marist (11/24/17)
Career: Same

3-Point Field Goals
Season: 1 vs. Marist (11/24/17); vs. Delaware St. (12/22/17)
Career: Same

3-Point Field Goal Attempts
Season: 3 vs. Marist (11/24/17)
Career: Same

Free Throws
Season: 1 vs. Michigan (1/18/18)
Career: Same

Free Throw Attempts
Season: 2 vs. Michigan (1/18/18)
Career: Same

Assists
Season: N/A
Career: Same

Steals
Season: N/A
Career: Same

Blocks
Season: N/A
Career: Same

Minutes Played
Season: 6 at Michigan State (12/3/17)
Career: Same

#32 JORDY TSHIMANGA

Points
Season: 11 vs. Iowa (1/27/18)
Career: 15 vs. Michigan State (2/2/17)

Rebounds
Season: 11 vs. Eastern Illinois (11/11/17)
Career: same

Field Goals
Season: 4 vs. Iowa (1/27/18); vs. Rutgers (2/10/18)
Career: 6 vs. Penn State (2/14/17)

Field Goal Attempts
Season: 9 vs. Indiana (2/20/18)
Career: Same

3-Point Field Goals
Season: N/A
Career: Same

3-Point Field Goal Attempts
Season: N/A
Career: Same

Free Throws
Season: 3 three times, last at Wisconsin (1/29/18)
Career: 5 vs. Michigan State (2/2/17)

Free Throw Attempts
Season: 5 vs. Wisconsin (1/9/18)
Career: 7 at Kansas (12/10/16)

Assists
Season: 3 vs. Boston College (11/29/17)
Career: Same

Steals
Season: 1 four times, last vs. Rutgers (2/10/18)
Career: 2 three times, last vs. Penn State (3/8/17)

Blocks
Season: 2 vs. LBSU (11/26/17)
Career: 2 three times, last vs. LBSU (11/26/17)

Minutes Played
Season: 25 vs. Boston College (11/29/17)
Career: Same

#33 JUSTIN COSTELLO

Points
Season: N/A
Career: Same

Rebounds
Season: N/A
Career: Same

Field Goals
Season: N/A
Career: Same

Field Goal Attempts
Season: N/A
Career: Same

3-Point Field Goals
Season: N/A
Career: Same

3-Point Field Goal Attempts
Season: N/A
Career: Same

Free Throws
Season: N/A
Career: Same

Free Throw Attempts
Season: N/A
Career: Same

Assists
Season: N/A
Career: Same

Steals
Season: N/A
Career: Same

Blocks
Season: N/A
Career: Same

Minutes Played
Season: N/A
Career: Same

#34 THORIR THORBJARNSON

Points
Season: 6 vs. Delaware St. (12/22/17)
Career: Same

Rebounds
Season: 2 vs. Michigan (1/18/18)
Career: Same

Field Goals
Season: 2 vs. Delaware St. (12/22/17)
Career: Same

Field Goal Attempts
Season: 3 vs. Delaware St. (12/22/17)
Career: Same

3-Point Field Goals
Season: 2 vs. Delaware St. (12/22/17)
Career: Same

3-Point Field Goal Attempts
Season: 3 vs. Delaware St. (12/22/17)
Career: Same

Free Throws
Season: N/A
Career: Same

Free Throw Attempts
Season: N/A
Career: Same

Assists
Season: 1 three times, last vs. Michigan (1/18/18)
Career: Same

Steals
Season: 1 vs. Marist (11/24/17)
Career: Same

Blocks
Season: N/A
Career: Same

Minutes Played
Season: 4 vs. N. Texas (11/13/17); vs. Delaware St. (12/22/17)
Career: Same

#0 DUBY OKEKE | 6-8 | 247 | Sr. | C | Jonesboro, Ga.



CAREER STATS

Year	GP	GS	Min	Avg	Total			3-PTS			FT			Rebounds				PF	FO	Ast	TO	Blk	Stl	Pts	Avg
					FG	FGA	Pct	3FG	3FGA	Pct	FT	FTA	Pct	Off	Def	Tot	Avg								
2014-15*	32	2	439	13.7	57	82	.695	0	0	.000	28	51	.549	46	42	88	2.8	72	4	6	34	46	6	142	4.4
2015-16*	29	0	498	17.2	57	89	.640	0	0	.000	29	59	.492	49	90	139	4.8	70	2	5	31	72	8	143	4.9
2016-17*	33	24	461	14.0	45	74	.608	0	0	.000	15	56	.268	51	77	128	3.9	90	1	3	39	47	4	105	3.2
2017-18	26	1	188	7.2	8	19	.421	0	0	.000	4	10	.400	24	23	47	1.8	39	0	2	17	26	5	20	0.8
TOTAL	26	1	188	7.2	8	19	.421	0	0	.000	4	10	.400	24	23	47	1.8	39	0	2	17	26	5	20	0.8
<i>All*</i>	<i>120</i>	<i>27</i>	<i>1586</i>	<i>13.2</i>	<i>167</i>	<i>264</i>	<i>.633</i>	<i>0</i>	<i>0</i>	<i>.000</i>	<i>76</i>	<i>176</i>	<i>.432</i>	<i>170</i>	<i>232</i>	<i>402</i>	<i>3.4</i>	<i>271</i>	<i>7</i>	<i>16</i>	<i>121</i>	<i>191</i>	<i>23</i>	<i>410</i>	<i>3.4</i>

* Statistics from Winthrop

2017-18 GAME-BY-GAME

Opponent	Date	GS	Min	TOTAL			3-PTS			FT			REBOUNDS				PF	FO	A	TO	Blk	Stl	Pts	Avg
				FG	FGA	Pct	3FG	3FGA	Pct	FT	FTA	Pct	Off	Def	Tot	Avg								
Eastern Illinois	11/11/17	3	0	1	.000	0	0	.000	0	0	.000	0	0	0	0	0	0	0	0	0	0	0	0	0.0
North Texas	11/13/17	16	1	2	.500	0	0	.000	0	0	.000	1	2	3	1.5	2	0	0	2	3	0	2	1.0	
at St. John's	11/16/17	9	1	1	1.000	0	0	.000	0	0	.000	0	1	1	1.3	0	0	0	0	1	0	2	1.3	
North Dakota	11/19/17	13	1	1	1.000	0	0	.000	1	2	.500	1	3	4	2.0	3	0	0	2	2	1	3	1.8	
vs. UCF	11/23/17	4	0	1	.000	0	0	.000	0	0	.000	2	0	2	2.0	3	0	0	0	1	0	0	1.4	
vs. Marist	11/24/17	11	0	0	.000	0	0	.000	0	0	.000	0	1	1	1.8	2	0	2	1	1	1	0	1.2	
vs. Long Beach State	11/26/17	4	0	2	.000	0	0	.000	0	0	.000	4	0	4	2.1	4	0	0	1	0	1	0	1.0	
Boston College	11/29/17	12	0	0	.000	0	0	.000	0	0	.000	1	4	5	2.5	2	0	0	0	2	0	0	0.9	
at No. 3 Michigan State	12/3/17	10	0	2	.000	0	0	.000	0	0	.000	1	2	3	2.6	4	0	0	1	0	0	0	0.8	
No. 14 Minnesota	12/5/17	16	2	3	.667	0	0	.000	0	2	.000	1	2	3	2.6	2	0	0	1	3	0	4	1.1	
at Creighton	12/9/17	8	0	0	.000	0	0	.000	0	0	.000	0	0	0	2.4	1	0	0	0	0	0	0	1.0	
No. 13 Kansas	12/16/17	7	0	0	.000	0	0	.000	0	0	.000	1	0	1	2.3	1	0	0	1	2	0	0	0.9	
UTSA	12/20/17	2	0	0	.000	0	0	.000	0	0	.000	1	0	1	2.2	1	0	0	0	0	0	0	0.8	
Delaware State	12/22/17	10	0	0	.000	0	0	.000	1	2	.500	2	1	3	2.2	0	0	0	1	0	0	1	0.9	
Stetson	12/29/17	5	0	0	.000	0	0	.000	0	1	.000	0	1	1	2.1	0	0	0	0	1	0	0	0.8	
at Northwestern	1/2/18	10	1	1	1.000	0	0	.000	0	0	.000	2	1	3	2.2	1	0	0	1	3	0	2	0.9	
at No. 13 Purdue	1/6/18	7	1	1	1.000	0	0	.000	0	0	.000	3	1	4	2.3	4	0	0	1	0	1	2	0.9	
Wisconsin	1/9/18	5	0	1	.000	0	0	.000	0	0	.000	0	0	0	2.2	0	0	0	0	0	1	0	0.9	
at Penn State	1/12/18	* 12	0	1	.000	0	0	.000	0	0	.000	0	0	0	2.1	1	0	0	0	1	0	0	0.8	
Illinois	1/15/18	2	0	0	.000	0	0	.000	0	0	.000	0	0	0	2.0	0	0	0	0	0	0	0	0.8	
No. 23 Michigan	1/18/18	2	0	0	.000	0	0	.000	0	0	.000	1	0	1	1.9	1	0	0	1	1	0	0	0.8	
at No. 13 Ohio State	1/22/18	1	0	0	.000	0	0	.000	0	0	.000	1	0	1	1.9	2	0	0	2	0	0	0	0.7	
at Rutgers	1/24/18	4	0	0	.000	0	0	.000	0	0	.000	0	0	0	1.8	0	0	0	0	0	0	0	0.7	
Iowa	1/27/18	DNP																						
at Wisconsin	1/29/18	4	0	1	.000	0	0	.000	0	0	.000	0	1	1	1.8	3	0	0	0	1	0	0	0.7	
at Minnesota	2/6/18	DNP																						
Rutgers	2/10/18	6	0	0	.000	0	0	.000	2	2	1.000	1	3	4	1.8	2	0	0	0	4	0	2	0.7	
Maryland	2/13/18	5	1	1	1.000	0	0	.000	0	1	.000	1	0	1	1.8	0	0	0	2	0	0	2	0.8	
at Illinois	2/18/18	DNP																						
Indiana	2/20/18	DNP																						
Totals		1	188	8	19	.421	0	0	.000	4	10	.400	24	23	47	1.8	39	0	2	17	26	5	20	0.8

NOTING OKEKE

- Senior who joined the Huskers as a graduate transfer over the summer
- Athletic forward with a 7-foot-5 wing span and is a rim protector and rebounder
- Had a basket and an offensive rebound in five minutes against Maryland
- Blocked a season-high four shots and had four rebounds and two points in six minutes vs. Rutgers
- Had a block and an offensive rebound in two minutes vs. No. 23 Michigan
- Made his first start of the season in the loss at Penn State
- Had two points, three rebounds and three blocked shots in 10 minutes in the win at Northwestern
- Had three boards and a point in 10 minutes vs. Delaware State
- Played a strong game vs. No. 14 Minnesota, finishing with four points, three boards and three blocks in 16 minutes
- Played a key role in the win over Boston College with a season-high five boards and two blocks in 12 minutes of work
- Grabbed four rebounds and a steal in just four minutes vs. Long Beach State, as he battled foul trouble
- Blocked three shots and grabbed three rebounds in 16 minutes against North Texas
- Had two points, a rebound and a blocked shot in nine minutes at St. John's
- Had three points, four rebounds and a pair of blocked shots in 13 minutes off the bench vs. North Dakota
- Played three seasons at Winthrop, finishing as the school's all-time leader in blocked shots (165)
- Helped Winthrop to an NCAA Tournament appearance in 2017, starting 24 games and averaging 3.2 points, 3.9 rebounds and 1.6 blocks per game, ranking fourth in the Big South in blocked shots
- Led the Big South in blocks in 2015-16 with 2.5 per game to rank 20th nationally, as he set a school mark with 72 blocks

MISC. STATS

Category	2017-18	Career
Double-Figure Scoring	0	7
Double-Figure Rebounding	0	3
Double-Figure Assists	0	0
Double-Doubles	0	0
3+ Blocks	3	29
Led NU in Scoring	0	0
Led NU in Rebounding	0	0
Led NU in Assists	0	0
20+ Point Games	0	0
30+ Point Games	0	0

TOP PERFORMANCES OF 2017-18

Category	No.	Opponent (Date)
Points	4	Minnesota (12/5)
	3	North Dakota (11/19)
Rebounds	5	Boston College (11/29)
	4	at Purdue (1/6)
	4	vs. Long Beach State (11/26)
	4	North Dakota (11/19)
Blocks	4	Rutgers (2/10)
	3	North Texas (11/13)
	3	Minnesota (12/5)
	3	at Northwestern (1/2)



#3 MALCOLM LAWS | 6-1 | 191 | Sr. | G | Orlando, Fla.

CAREER STATS

Year	GP	GS	Min	Avg	Total			3FG			FTA			Rebounds				PF	FO	Ast	TO	Blk	Stl	Pts	Avg
					FG	FGA	Pct	3FG	3FGA	Pct	FT	FTA	Pct	Off	Def	Tot	Avg								
2014-15*	4	0	11	2.8	2	4	.500	1	3	.333	1	2	.500	2	1	3	0.8	1	0	0	1	0	0	6	1.5
2015-16	6	0	19	3.2	0	3	.000	0	1	.000	1	2	.500	0	2	2	0.3	4	0	0	0	0	1	1	0.2
2016-17	5	0	11	2.2	1	6	.167	0	1	.000	0	3	.000	0	1	1	0.2	0	0	0	0	0	1	2	0.4
2017-18	7	0	13	1.9	1	6	.167	0	2	.000	0	0	.000	0	0	0	0.0	0	0	0	1	0	0	2	0.3
TOTAL	18	0	43	2.4	2	15	.133	0	4	.000	1	5	.200	0	3	3	0.2	4	0	0	1	0	2	5	0.3
All*	22	0	54	2.5	4	19	.211	1	7	.143	2	7	.286	2	4	6	0.3	5	0	0	2	0	2	11	0.5

* Statistics from Florida Atlantic

2017-18 GAME-BY-GAME

Opponent	Date	GS	Min	TOTAL			3-PTS			FT			REBOUNDS				PF	FO	A	TO	Blk	Stl	Pts	Avg
				FG	FGA	Pct	3FG	3FGA	Pct	FT	FTA	Pct	Off	Def	Tot	Avg								
Eastern Illinois	11/11/17		DNP																					
North Texas	11/13/17	3	0	1	.000	0	0	.000	0	0	.000	0	0	0	0.0	0	0	0	0	0	0	0	0.0	
at St. John's	11/16/17	1	0	1	.000	0	0	.000	0	0	.000	0	0	0	0.0	0	0	0	0	0	0	0	0.0	
North Dakota	11/19/17	1	0	0	.000	0	0	.000	0	0	.000	0	0	0	0.0	0	0	0	0	0	0	0	0.0	
vs. UCF	11/23/17		DNP																					
vs. Marist	11/24/17	4	0	3	.000	0	2	.000	0	0	.000	0	0	0	0.0	0	0	0	0	0	0	0	0.0	
vs. Long Beach State	11/26/17		DNP																					
Boston College	11/29/17		DNP																					
at No. 3 Michigan State	12/3/17		DNP																					
No. 14 Minnesota	12/5/17		DNP																					
at Creighton	12/9/17		DNP																					
No. 13 Kansas	12/16/17		DNP																					
UTSA	12/20/17		DNP																					
Delaware State	12/22/17	2	0	0	.000	0	0	.000	0	0	.000	0	0	0	0.0	0	0	0	1	0	0	0	0.0	
Stetson	12/29/17		DNP																					
at Northwestern	1/2/18		DNP																					
at No. 13 Purdue	1/6/18		DNP																					
Wisconsin	1/9/18		DNP																					
at Penn State	1/12/18		DNP																					
Illinois	1/15/18		DNP																					
No. 23 Michigan	1/18/18	1	1	1	1.000	0	0	.000	0	0	.000	0	0	0	0.0	0	0	0	0	0	0	2	0.3	
at No. 13 Ohio State	1/22/18		DNP																					
at Rutgers	1/24/18		DNP																					
Iowa	1/27/18		DNP																					
at Wisconsin	1/29/18		DNP																					
at Minnesota	2/6/18		DNP																					
Rutgers	2/10/18	1	0	0	.000	0	0	.000	0	0	.000	0	0	0	0.0	0	0	0	0	0	0	0	0.3	
Maryland	2/13/18		DNP																					
at Illinois	2/18/18		DNP																					
Indiana	2/20/18		DNP																					
Totals		0	13	1	6	.167	0	2	.000	0	0	.000	0	0	0	0.0	0	0	0	1	0	0	2	0.3

NOTING LAWS

- Senior walk-on who is in his third season in the program
- Played the final minute of NU's win over Rutgers
- Scored his first basket of the season in the final minutes against No. 23 Michigan
- Returned to his hometown at the AdvoCare Invitational and played the final four minutes vs. Marist, going 0-of-3 from the floor
- Played the final three minutes against North Texas and the final minute at St. John's and against North Dakota
- Appeared in five games in 2016-17, totaling two points and a rebound in 11 minutes of work
- Walk-on who appeared in 10 games in 2015-16
- Spent his freshman year at Florida Atlantic, where he played in four games in 2014-15
- Was a part of three state championship teams in high school (2 at Lake Highland Prep and one at Winter Park High School) and was a teammate of Austin Rivers at Winter Park High School

MISC. STATS

Category	2017-18	Career
Double-Figure Scoring	0	0
Double-Figure Rebounding	0	0
Double-Figure Assists	0	0
Double-Doubles	0	0
Led NU in Scoring	0	0
Led NU in Rebounding	0	0
Led NU in Assists	0	0
20+ Point Games	0	0
30+ Point Games	0	0

TOP PERFORMANCES OF 2017-18

Category	No.	Opponent (Date)
Points	N/A	
Rebounds	N/A	
Blocks	N/A	



#4 JOHNNY TRUEBLOOD | 6-3 | 193 | So. | G | Omaha, Neb.

CAREER STATS

Year	GP	GS	Min	Avg	Total					Rebounds					PF	FO	Ast	TO	Blk	Stl	Pts	Avg			
					FG	FGA	Pct	3FG	3FGA	Pct	FT	FTA	Pct	Off									Def	Tot	Avg
2015-16	10	0	28	2.8	2	5	.400	1	1	1.000	3	6	.500	0	2	2	0.2	0	0	4	1	0	1	8	0.8
2017-18	6	0	10	1.7	0	2	.000	0	0	.000	1	4	.250	0	3	3	0.5	1	0	1	3	0	0	1	0.2
TOTAL	16	0	38	2.4	2	7	.286	1	1	1.000	4	10	.400	0	5	5	0.3	1	0	5	4	0	1	9	0.6

2017-18 GAME-BY-GAME

Opponent	Date	GS	Min	TOTAL			3-PTS			REBOUNDS			PF	FO	A	TO	Blk	Stl	Pts	Avg				
				FG	FGA	Pct	3FG	FGA	Pct	FT	FTA	Pct									Off	Def	Tot	Avg
Eastern Illinois	11/11/17		DNP																					
North Texas	11/13/17	3		0	0	.000	0	0	.000	1	2	.500	0	0	0	0.0	1	0	1	0	0	1	1.0	
at St. John's	11/16/17		DNP																					
North Dakota	11/19/17	2		0	1	.000	0	0	.000	0	0	.000	0	3	3	1.5	0	0	0	0	0	0	0.5	
vs. UCF	11/23/17		DNP																					
vs. Marist	11/24/17	1		0	0	.000	0	0	.000	0	0	.000	0	0	0	1.0	0	0	0	1	0	0	0.3	
vs. Long Beach State	11/26/17		DNP																					
Boston College	11/29/17		DNP																					
at No. 3 Michigan State	12/3/17		DNP																					
No. 14 Minnesota	12/5/17		DNP																					
at Creighton	12/9/17		DNP																					
No. 13 Kansas	12/16/17		DNP																					
UTSA	12/20/17		DNP																					
Delaware State	12/22/17	2		0	0	.000	0	0	.000	0	1	.000	0	0	0	0.8	0	0	0	2	0	0	0.3	
Stetson	12/29/17		DNP																					
at Northwestern	1/2/18		DNP																					
at No. 13 Purdue	1/6/18		DNP																					
Wisconsin	1/9/18		DNP																					
at Penn State	1/12/18		DNP																					
Illinois	1/15/18		DNP																					
No. 23 Michigan	1/18/18	1		0	0	.000	0	0	.000	0	0	.000	0	0	0	0.6	0	0	0	0	0	0	0.2	
at No. 13 Ohio State	1/22/18		DNP																					
at Rutgers	1/24/18		DNP																					
Iowa	1/27/18		DNP																					
at Wisconsin	1/29/18		DNP																					
at Minnesota	2/6/18		DNP																					
Rutgers	2/10/18	1		0	1	.000	0	0	.000	0	1	.000	0	0	0	0.5	0	0	0	0	0	0	0.2	
Maryland	2/13/18		DNP																					
at Illinois	2/18/18		DNP																					
Indiana	2/20/18		DNP																					
Totals		0	10	0	2	.000	0	0	.000	1	4	.250	0	3	3	0.5	1	0	1	3	0	0	1	0.2

NOTING TRUEBLOOD

- Walk-on who returned to the team in 2017-18 after not playing last year
- Played the final minute of NU's win over Rutgers
- Played the final minute in the win over No. 23 Michigan
- Made his first appearance in nearly a month vs. Delaware State, playing the final two minutes in the win
- Played three minutes against North Texas, dishing out an assist and going 1-of-2 at the foul line
- Had three rebounds in two minutes off the bench against North Dakota
- Played in 10 games as a true freshman, totaling eight points and four assists in 28 minutes of action
- Attended Elkhorn South High School and led the school to a Class B (2nd-largest class) state title in 2015, as he earned first-team all-state honors by averaging 23.0 points, 5.1 rebounds and 3.4 assists per game

MISC. STATS

Category	2017-18	Career
Double-Figure Scoring	0	0
Double-Figure Rebounding	0	0
Double-Figure Assists	0	0
Double-Doubles	0	0
Led NU in Scoring	0	0
Led NU in Rebounding	0	0
Led NU in Assists	0	0
20+ Point Games	0	0
30+ Point Games	0	0

TOP PERFORMANCES OF 2017-18

Category	No.	Opponent (Date)
Points	1	North Texas (11/13)
Rebounds	3	North Dakota (11/19)
Assists	1	North Texas (11/13)



#10 JACK MCVEIGH | 6-8 | 215 | Jr. | F | Cabarita Beach, NSW, Australia

CAREER STATS

Year	GP	GS	Min	Avg	Total			3FG			3FGA			FT			FTA			Rebounds				PF	FO	Ast	TO	Blk	Stl	Pts	Avg
					FG	FGA	Pct	3FG	3FGA	Pct	FT	FTA	Pct	Off	Def	Tot	Avg														
2015-16	34	4	577	17.0	55	157	.350	34	100	.340	20	29	.690	24	66	90	2.6	45	0	35	27	5	14	164	4.8						
2016-17	30	11	688	22.9	73	196	.372	47	139	.338	32	41	.780	14	62	76	2.5	27	0	19	21	8	16	225	7.5						
2017-18	14	0	105	7.5	10	29	.345	6	18	.333	1	1	1.000	4	11	15	1.1	11	0	2	5	2	5	27	1.9						
TOTAL	78	15	1370	17.6	138	382	.361	87	257	.339	53	71	.746	42	139	181	2.3	83	0	56	53	15	35	416	5.3						

2017-18 GAME-BY-GAME

Opponent	Date	GS	Min	TOTAL			3-PTS			FT			REBOUNDS				PF	FO	A	TO	Blk	Stl	Pts	Avg
				FG	FGA	Pct	3FG	3FGA	Pct	FT	FTA	Pct	Off	Def	Tot	Avg								
Eastern Illinois	11/11/17	12	0	1	.000	0	1	.000	0	0	.000	1	1	2	2.0	2	0	0	2	0	0	0	0.0	
North Texas	11/13/17	12	4	7	.571	1	2	.500	1	1	1.000	2	4	6	4.0	0	0	0	0	0	0	10	5.0	
at St. John's	11/16/17	4	0	1	.000	0	1	.000	0	0	.000	0	0	0	2.7	2	0	0	0	0	0	0	3.3	
North Dakota	11/19/17	10	0	2	.000	0	2	.000	0	0	.000	0	1	1	2.3	1	0	1	1	0	1	0	2.5	
vs. UCF	11/23/17	3	0	1	.000	0	1	.000	0	0	.000	1	0	1	2.0	0	0	0	0	0	0	0	2.0	
vs. Marist	11/24/17	3	0	0	.000	0	0	.000	0	0	.000	0	0	0	1.7	0	0	0	0	0	0	0	1.7	
vs. Long Beach State	11/26/17	3	1	2	.500	0	0	.000	0	0	.000	0	0	0	1.4	1	0	0	1	0	1	2	1.7	
Boston College	11/29/17	8	2	5	.400	2	4	.500	0	0	.000	0	0	0	1.3	1	0	0	1	0	0	6	2.3	
at No. 3 Michigan State	12/3/17	5	2	4	.500	2	3	.667	0	0	.000	0	1	1	1.2	0	0	0	0	0	0	6	2.7	
No. 14 Minnesota	12/5/17	DNP																						
at Creighton	12/9/17	14	0	1	.000	0	0	.000	0	0	.000	0	1	1	1.2	1	0	1	0	0	2	0	2.4	
No. 13 Kansas	12/16/17	DNP																						
UTSA	12/20/17	4	1	2	.500	1	2	.500	0	0	.000	0	0	0	1.1	0	0	0	0	0	0	3	2.5	
Delaware State	12/22/17	5	0	2	.000	0	1	.000	0	0	.000	0	1	1	1.1	0	0	0	0	0	0	0	2.3	
Stetson	12/29/17	DNP																						
at Northwestern	1/2/18	DNP																						
at No. 13 Purdue	1/6/18	DNP																						
Wisconsin	1/9/18	DNP																						
at Penn State	1/12/18	21	0	1	.000	0	1	.000	0	0	.000	0	2	2	1.2	3	0	0	0	1	1	0	2.1	
Illinois	1/15/18	DNP																						
No. 23 Michigan	1/18/18	DNP																						
at No. 13 Ohio State	1/22/18	DNP																						
at Rutgers	1/24/18	DNP																						
Iowa	1/27/18	DNP																						
at Wisconsin	1/29/18	DNP																						
at Minnesota	2/6/18	DNP																						
Rutgers	2/10/18	1	0	0	.000	0	0	.000	0	0	.000	0	0	0	1.1	0	0	0	0	1	0	0	1.9	
Maryland	2/13/18	DNP																						
at Illinois	2/18/18	DNP																						
Indiana	2/20/18	DNP																						
Totals		0	105	10	29	.345	6	18	.333	1	1	1.000	4	11	15	1.1	11	0	2	5	2	5	27	1.9

NOTING MCVEIGH


- Forward who can play both forward spots and possesses a high basketball IQ and great shooting ability
- Played the final minute of NU's win over Rutgers
- Played a season-high 21 minutes at Penn State, helping NU rally from a 16-point deficit before falling in overtime
- Saw limited duty vs. USTA, but hit a 3-pointer midway through the second half to keep NU in front
- Had two steals in a season-high 14 minutes at Creighton
- Hit a pair of 3-pointers in five minutes of work at No. 3 Michigan State
- Provided a spark off the bench against Boston College with six points in eight minutes in the win over the Eagles
- Totaled 10 points and six rebounds in 12 minutes against North Texas
- Battled foul trouble and played just four minutes vs. St. John's
- Had an assist and a steal in 10 minutes against North Dakota
- Played for the Australian National Team in the World University Games in 2017, as Australia was the only team to defeat eventual gold medalist Lithuania
 - Averaged 9.4 ppg on 59 percent shooting at the World University Games, including 42 percent from 3-point range
 - Was one of the Big Ten's best sixth men in conference play in 2016-17, averaging 8.1 ppg while shooting 37 percent from 3-point range
- Came off the bench and matched his career high with 21 points vs. No. 20 Purdue, going 7-of-12 from the field including 4-of-6 from 3-point range, and 7-of-10 from the line. He also added three rebounds and a pair of blocked shots in the win
 - Keyed the win over Louisiana Tech by scoring 16 of his career-high 21 points in the second half, as he went 4-of-6 from 3-point range and added five rebounds and a pair of steals
- Played in all 34 games, including four starts as a freshman in 2015-16, averaging 4.8 points and 2.6 rebounds per game while his 34 3-pointers were eighth on NU's all-time freshman list

MISC. STATS

Category	2017-18	Career
Double-Figure Scoring	1	12
Double-Figure Rebounding	0	0
Double-Figure Assists	0	0
Double-Doubles	0	0
Led NU in Scoring	0	7
Led NU in Rebounding	0	2
Led NU in Assists	0	1
20+ Point Games	0	2
30+ Point Games	0	0

TOP PERFORMANCES OF 2017-18

Category	No.	Opponent (Date)
Points	10	North Texas (11/13)
	6	Boston College (11/29)
	6	at Michigan State (12/3)
Rebounds	6	North Texas (11/13)
	2	Eastern Illinois (11/11)
	2	at Penn State (1/12)
Assists	1	North Dakota (11/19)



#12 THOMAS ALLEN | 6-1 | 180 | Fr. | G | Raleigh, N.C.

CAREER STATS

Year	GP	GS	Min	Avg	Total					Rebounds					PF	FO	Ast	TO	Blk	Stl	Pts	Avg			
					FG	FGA	Pct	3FG	3FGA	Pct	FT	FTA	Pct	Off									Def	Tot	Avg
2017-18	29	0	298	10.3	33	84	.393	17	48	.354	16	20	.800	3	25	28	1.0	8	0	16	20	0	7	99	3.4
TOTAL	29	0	298	10.3	33	84	.393	17	48	.354	16	20	.800	3	25	28	1.0	8	0	16	20	0	7	99	3.4

2017-18 GAME-BY-GAME

Opponent	Date	GS	Min	TOTAL			3-PTS			FT	FTA	Pct	REBOUNDS				PF	FO	A	TO	Blk	Stl	Pts	Avg	
				FG	FGA	Pct	3FG	FGA	Pct				Off	Def	Tot	Avg									
Eastern Illinois	11/11/17		16	2	6	.333	2	3	.667	0	0	.000	0	1	1	1.0	0	0	2	1	0	0	6	6.0	
North Texas	11/13/17		17	0	2	.000	0	2	.000	4	6	.667	1	1	2	1.5	0	0	0	0	0	0	4	5.0	
at St. John's	11/16/17		10	1	4	.250	1	2	.500	0	0	.000	1	0	1	1.3	0	0	1	2	0	0	3	4.3	
North Dakota	11/19/17		DNP (Injury)																						
vs. UCF	11/23/17		4	0	2	.000	0	0	.000	0	0	.000	0	0	0	1.0	0	0	0	0	0	0	0	3.3	
vs. Marist	11/24/17		13	1	4	.250	0	1	.000	0	0	.000	0	1	1	1.0	2	0	0	0	0	0	2	3.0	
vs. Long Beach State	11/26/17		6	1	2	.500	0	1	.000	2	2	1.000	0	0	0	0.8	0	0	1	0	0	0	4	3.2	
Boston College	11/29/17		9	1	2	.500	0	0	.000	2	2	1.000	0	0	0	0.7	1	0	0	0	0	0	4	3.3	
at Michigan State	12/3/17		11	0	1	.000	0	0	.000	0	0	.000	0	0	0	0.6	0	0	0	0	0	0	2	2.9	
No. 14 Minnesota	12/5/17		7	2	2	1.000	1	1	1.000	0	0	.000	0	2	2	0.8	0	0	0	0	0	0	5	3.1	
at Creighton	12/9/17		7	0	1	.000	0	1	.000	0	0	.000	0	1	1	0.8	0	0	1	0	0	0	0	2.8	
No. 13 Kansas	12/16/17		14	5	7	.714	3	4	.750	0	0	.000	0	2	2	0.9	0	0	0	3	0	0	13	3.7	
UTSA	12/20/17		15	1	1	1.000	1	1	1.000	3	4	.750	0	3	3	1.1	1	0	1	0	0	1	6	3.9	
Delaware State	12/22/17		26	6	11	.545	2	6	.333	0	0	.000	0	1	1	1.1	1	0	4	1	0	2	14	4.7	
Stetson	12/29/17		11	1	4	.250	0	2	.000	2	2	1.000	0	4	4	1.3	0	0	1	1	0	1	4	4.6	
at Northwestern	1/2/18		5	0	2	.000	0	1	.000	0	0	.000	0	1	1	1.3	0	0	0	0	0	1	0	4.3	
at No. 13 Purdue	1/6/18		5	0	1	.000	0	0	.000	0	0	.000	0	0	0	1.2	1	0	1	1	0	0	0	4.1	
Wisconsin	1/9/18		15	3	5	.600	0	1	.000	2	2	1.000	0	0	0	1.1	0	0	0	0	0	0	8	4.3	
at Penn State	1/12/18		8	2	5	.400	1	3	.333	0	0	.000	0	1	1	1.1	0	0	0	1	0	0	5	4.3	
Illinois	1/15/18		14	1	4	.250	1	4	.250	1	1	1.000	0	0	0	1.1	1	0	1	0	0	0	4	4.3	
No. 23 Michigan	1/18/18		10	0	2	.000	0	0	.000	0	0	.000	0	0	0	1.0	0	0	0	1	0	0	0	4.1	
at No. 13 Ohio State	1/22/18		9	0	1	.000	0	1	.000	0	0	.000	0	1	1	1.0	0	0	0	1	0	0	0	3.9	
at Rutgers	1/24/18		5	0	0	.000	0	0	.000	0	0	.000	0	0	0	1.0	0	0	0	0	0	0	0	3.7	
Iowa	1/27/18		9	1	3	.333	1	3	.333	0	0	.000	0	0	0	0.9	0	0	0	0	0	0	3	3.7	
at Wisconsin	1/29/18		14	2	4	.500	1	3	.333	0	1	.000	0	1	1	0.9	0	0	1	1	0	0	5	3.8	
at Minnesota	2/6/18		9	2	3	.667	2	3	.667	0	0	.000	0	1	1	0.9	0	0	0	0	0	0	6	3.8	
Rutgers	2/10/18		11	0	1	.000	0	1	.000	0	0	.000	0	3	3	1.0	1	0	1	2	0	0	0	3.7	
Maryland	2/13/18		6	0	1	.000	0	1	.000	0	0	.000	1	1	2	1.0	0	0	1	2	0	1	0	3.6	
at Illinois	2/18/18		5	0	0	.000	0	0	.000	0	0	.000	0	0	0	1.0	0	0	0	2	0	0	0	3.4	
Indiana	2/20/18		7	1	3	.333	1	3	.333	0	0	.000	0	0	0	1.0	0	0	0	1	0	1	3	3.4	
Totals			0	298	33	84	.393	17	48	.354	16	20	.800	3	25	28	1.0	8	0	16	20	0	7	99	3.4

NOTING ALLEN


- Freshman who can see time at either guard spot
- Tallied three points and a steal in seven minutes vs. Indiana
- Played six minutes against Maryland, dishing out an assist and grabbing two rebounds
- Grabbed three rebounds and had an assist in 11 minutes vs. Rutgers
- Continued his strong play off the bench with six points, including a pair of 3-pointers, in nine minutes at Minnesota
- Had five first-half points and an assist in Nebraska's win over Wisconsin
- Played 14 minutes against Illinois finishing with four points - all coming on a four-point play - and an assist
- Came off the bench and had five first-half points and a rebound at Penn State
- Played a significant role in NU's win over Wisconsin, scoring eight points in 15 minutes of work
- Had four points, all coming in a 10-0 second half run to give NU the lead for good, and a career-high four rebounds in the win over Stetson
 - Reached double figures for the second time in three games, scoring a career-high 14 points and dishing out four assists in a career high 26 minutes against Delaware State
 - Was efficient against UTSA with six points, three rebounds, an assist and a steal in 15 minutes of work
 - Played his best game of the season against No. 13 Kansas, setting personal bests in points (13), field goals (five), 3-pointers (three) and rebounds (two) in just 14 minutes off the bench
 - Had five points and two rebounds in seven minutes vs. No. 14 Minnesota
 - Came off the bench with six points, including a pair of 3-pointers, and two assists in the win over Eastern Illinois
 - Played well off the bench against Long Beach State, scoring four key points in the second half to help stem the 49ers comeback
 - Was limited to 17 minutes vs. North Texas, but had five points and two rebounds before falling on his tailbone
 - Top-100 player by ESPN in the class of 2017, as he led Brewster Academy to a 33-0 record and a National Prep title in 2017
 - Named the NEPSAC Class AAA Player of the Year in 2017 after averaging 18 points per game, including 48 percent shooting from 3-point range
 - Set a school record with 115 3-pointers, including 11 as part of a 50-point outburst as a senior
 - Originally signed with North Carolina State, but was released from his NLI after Mark Gottfried was dismissed and was recruited by Kansas, Georgetown and Xavier before signing with Nebraska

MISC. STATS

Category	2017-18	Career
Double-Figure Scoring	2	2
Double-Figure Rebounding	0	0
Double-Figure Assists	0	0
Double-Doubles	0	0
Led NU in Scoring	0	0
Led NU in Rebounding	0	0
Led NU in Assists	0	0
20+ Point Games	0	0
30+ Point Games	0	0

TOP PERFORMANCES OF 2017-18

Category	No.	Opponent (Date)
Points	14	Delaware State (12/22)
	13	Kansas (12/16)
	8	Wisconsin (1/8)
Rebounds	4	Stetson (12/29)
	3	UTSA (12/20)
	3	Rutgers (2/10)
Assists	4	Delaware State (12/22)
	2	Eastern Illinois (11/11)



#20 TANNER BORCHARDT | 6-8 | 265 | Jr. | F | Gothenburg, Neb.

CAREER STATS

Year	GP	GS	Total		Rebounds										PF	FO	Ast	TO	Blk	Stl	Pts	Avg			
			FG	FGA	Pct	3FG	3FGA	Pct	FT	FTA	Pct	Off	Def	Tot									Avg		
2015-16	8	0	28	3.5	3	3	1.000	0	0	.000	0	0	.000	2	7	9	1.1	5	0	0	5	0	0	6	0.8
2016-17	1	0	1	1.0	0	0	.000	0	0	.000	0	0	.000	0	0	0	0.0	1	0	0	0	0	0	0	0.0
2017-18	19	0	117	6.2	6	13	.462	0	0	.000	6	14	.429	17	19	36	1.9	23	0	2	2	4	2	18	0.9
TOTAL	28	0	146	5.2	9	16	.563	0	0	.000	6	14	.429	19	26	45	1.6	29	0	2	7	4	2	24	0.9

2017-18 GAME-BY-GAME

Opponent	Date	GS	Min	TOTAL			3-PTS			REBOUNDS										PF	FO	A	TO	Blk	Stl	Pts	Avg
				FG	FGA	Pct	3FG	3FGA	Pct	FT	FTA	Pct	Off	Def	Tot	Avg											
Eastern Illinois	11/11/17	1	0	0	.000	0	0	.000	0	0	.000	0	0	0	0	0	0.0	1	0	0	0	0	0	0	0.0		
North Texas	11/13/17	5	1	2	.500	0	0	.000	1	2	.500	2	1	3	1.5	1	0	0	0	0	0	0	3	1.5			
at St. John's	11/16/17	5	0	0	.000	0	0	.000	0	2	.000	1	1	2	1.7	1	0	0	0	0	0	0	0	1.0			
North Dakota	11/19/17	4	0	0	.000	0	0	.000	1	2	.500	2	0	2	1.8	1	0	0	0	0	0	0	1	1.0			
vs. UCF	11/23/17	4	0	0	.000	0	0	.000	0	0	.000	0	0	0	1.4	2	0	0	1	0	0	0	0	0.8			
vs. Marist	11/24/17	4	0	0	.000	0	0	.000	0	0	.000	2	1	3	1.7	1	0	0	0	0	0	0	0	0.7			
vs. Long Beach State	11/26/17	10	1	2	.500	0	0	.000	0	0	.000	0	3	3	1.9	1	0	0	0	0	0	1	2	0.9			
Boston College	11/29/17	DNP																									
at No. 3 Michigan State	12/3/17	11	0	1	.000	0	0	.000	0	1	.000	1	2	3	2.0	1	0	1	0	0	0	0	0	0.8			
No. 14 Minnesota	12/5/17	DNP																									
at Creighton	12/9/17	DNP																									
No. 12 Kansas	12/16/17	DNP																									
UTSA	12/20/17	DNP																									
Delaware State	12/22/17	3	0	0	.000	0	0	.000	0	0	.000	0	0	0	1.8	1	0	0	0	0	0	0	0	0.7			
Stetson	12/29/17	14	2	3	.667	0	0	.000	4	5	.800	5	5	10	2.6	2	0	0	0	2	0	8	1.4				
at Northwestern	1/2/18	12	2	2	1.000	0	0	.000	0	0	.000	0	2	2	2.5	4	0	1	0	2	0	4	1.6				
at No. 13 Purdue	1/6/18	9	0	1	.000	0	0	.000	0	0	.000	0	1	1	2.4	2	0	0	0	0	1	0	1.5				
Wisconsin	1/9/18	6	0	0	.000	0	0	.000	0	0	.000	0	0	0	2.2	0	0	0	0	0	0	0	1.4				
at Penn State	1/12/18	13	0	0	.000	0	0	.000	0	2	.000	2	2	4	2.4	2	0	0	1	0	0	0	1.3				
Illinois	1/15/18	7	0	0	.000	0	0	.000	0	0	.000	0	0	0	2.2	2	0	0	0	0	0	0	1.2				
No. 23 Michigan	1/18/18	1	0	0	.000	0	0	.000	0	0	.000	0	0	0	2.1	0	0	0	0	0	0	0	1.1				
at No. 13 Ohio State	1/22/18	4	0	1	.000	0	0	.000	0	0	.000	1	0	1	2.0	0	0	0	0	0	0	0	1.1				
at Rutgers	1/24/18	DNP																									
Iowa	1/27/18	DNP (illness)																									
at Wisconsin	1/29/18	3	0	1	.000	0	0	.000	0	0	.000	1	0	1	1.9	0	0	0	0	0	0	0	1.0				
at Minnesota	2/6/18	DNP																									
Rutgers	2/10/18	1	0	0	.000	0	0	.000	0	0	.000	0	1	1	1.9	1	0	0	0	0	0	0	0.9				
Maryland	2/13/18	DNP																									
at Illinois	2/18/18	DNP																									
Indiana	2/20/18	DNP																									
Totals		0	117	6	13	.462	0	0	.000	6	14	.429	17	19	36	1.9	23	0	2	2	4	2	18	0.9			

NOTING BORCHARDT

- Junior post player who gives the Huskers a physical presence on the interior
- Was put on scholarship for the spring semester following Nebraska's win over Delaware State on Dec. 22
- Totaled four rebounds in 13 minutes off the bench at Penn State
- Had four points, two rebounds and two blocked shots against Northwestern
- Put together the best game of his career in helping Nebraska beat Stetson, totaling career highs in points (eight), rebounds (10) and blocked shots (two) in 14 second-half minutes
 - Played a then-career-high 11 minutes at No. 3 Michigan State, pulling down three rebounds and dishing out an assist
 - Played extensive minutes against Long Beach State, totaling two points and three boards in a career-high 10 minutes as the Huskers battled foul trouble
- Totaled two rebounds in four minutes against North Dakota
- Grabbed two rebounds in five minutes at St. John's
- Played five minutes against North Texas, scoring three points and grabbing three rebounds
- Didn't play for most of his sophomore season until he rejoined the team on Feb. 2, 2017, to add frontcourt depth
- Played in eight games as a freshman in 2015-16, totaling six points and nine rebounds in 28 minutes of work
- Scored a career-high four points and grabbed two rebounds in the final four minutes against Mississippi Valley State
- Originally walked on to the team after an open tryout in October of 2015
- Offered football scholarships by Wyoming, Ohio and Colorado State as an offensive tackle at Gothenburg High School

MISC. STATS

Category	2017-18	Career
Double-Figure Scoring	0	0
Double-Figure Rebounding	1	1
Double-Figure Assists	0	0
Double-Doubles	0	0
Led NU in Scoring	0	0
Led NU in Rebounding	1	1
Led NU in Assists	0	0
20+ Point Games	0	0
30+ Point Games	0	0

TOP PERFORMANCES OF 2017-18

Category	No.	Opponent (Date)
Points	8	Stetson (12/29)
	4	at Northwestern (1/2)
	3	North Texas (11/13)
Rebounds	10	Stetson (12/29)
	4	at Penn State (1/12)
	3	at Michigan State (12/3)
	3	North Texas (11/13)
	3	Long Beach State (11/26)
	3	vs. Marist (11/24)
Blocks	2	Stetson (12/29)
	2	at Northwestern (1/2)



#25 NANA AKENTEN | 6-6 | 215 | Fr. | G | Bolingbrook, Ill.

CAREER STATS

Year	GP	GS	Min	Avg	Total					Rebounds					PF	FO	Ast	TO	Blk	Stl	Pts	Avg		
					FG	FGA	Pct	3FG	3FGA	Pct	FT	FTA	Pct	Off									Def	Tot
2017-18	7	0	21	3.0	2	9	.222	2	8	.250	1	2	.500	1	1	2	0.3	0	0	0	0	0	7	1.0
TOTAL	7	0	21	3.0	2	9	.222	2	8	.250	1	2	.500	1	1	2	0.3	0	0	0	0	0	7	1.0

2017-18 GAME-BY-GAME

Opponent	Date	GS	Min	TOTAL			3-PTS			FT	FTA	Pct	REBOUNDS				PF	FO	A	TO	Blk	Stl	Pts	Avg	
				FG	FGA	Pct	3FG	3FGA	Pct				Off	Def	Tot	Avg									
Eastern Illinois	11/11/17		DNP																						
North Texas	11/13/17	5	0	1	.000	0	0	.000	0	0	.000	0	0	0	0.0	0	0	0	0	0	0	0	0	0.0	
at St. John's	11/16/17	1	0	1	.000	0	1	.000	0	0	.000	0	1	1	0.5	0	0	0	0	0	0	0	0	0.0	
North Dakota	11/19/17	2	0	2	.000	0	2	.000	0	0	.000	0	0	0	0.3	0	0	0	0	0	0	0	0	0.0	
vs UCF	11/23/17		DNP																						
vs Marist	11/24/17	4	1	3	.333	1	3	.333	0	0	.000	1	0	1	0.5	0	0	0	0	0	0	0	3	0.8	
vs Long Beach State	11/26/17		DNP																						
Boston College	11/29/17		DNP																						
at No. 3 Michigan State	12/3/17	6	0	1	.000	0	1	.000	0	0	.000	0	0	0	0.4	0	0	0	0	0	0	0	0	0.6	
No. 14 Minnesota	12/5/17		DNP																						
at Creighton	12/9/17		DNP																						
No. 13 Kansas	12/16/17		DNP																						
UTSA	12/20/17		DNP																						
Delaware State	12/22/17	2	1	1	1.000	1	1	1.000	0	0	.000	0	0	0	0.3	0	0	0	0	0	0	0	3	1.0	
Stetson	12/29/17		DNP																						
at Northwestern	1/2/18		DNP																						
at No. 13 Purdue	1/6/18		DNP																						
Wisconsin	1/9/18		DNP																						
at Penn State	1/12/18		DNP																						
Illinois	1/15/18		DNP																						
No. 23 Michigan	1/18/18	1	0	0	.000	0	0	.000	1	2	.500	0	0	0	0.3	0	0	0	0	0	0	0	1	1.0	
at No. 13 Ohio State	1/22/18		DNP (Illness)																						
at Rutgers	1/24/18		DNP (Illness)																						
Iowa	1/27/18		DNP																						
at Wisconsin	1/29/18		DNP																						
at Minnesota	2/6/18		DNP (Knee)																						
Rutgers	2/10/18		DNP (Knee)																						
Maryland	2/13/18		DNP																						
at Illinois	2/18/18		DNP																						
Indiana	2/20/18		DNP																						
Totals		0	21	2	9	.222	2	8	.250	1	2	.500	1	1	2	0.3	0	0	0	0	0	0	7	1.0	

NOTING AKENTEN

- Split a pair of free throws in the final minute of the win over No. 23 Michigan
- Connected on a 3-pointer in the final two minutes of the win over Delaware State on Dec. 22
- Scored his first collegiate points on a 3-pointer in the final four minutes of the win over Marist
- Made his collegiate debut against North Texas, missing his only shot from the field
- Grabbed a rebound in the final minute at St. John's
- Missed two shots and grabbed a rebound against North Dakota
- Earned second-team all-state honors among all classes as a senior by the Chicago Tribune and Chicago Sun Times, averaging 14.8 points and 5.7 rebounds per game to help Bolingbrook High School to a 30-2 mark and a third-place state finish in 2017
- Connected on 46 percent of his 3-pointers as a senior and finished seventh in Mr. Basketball voting in 2017
- One of the top-150 players in the class of 2018 according to Rivals.com

MISC. STATS

Category	2017-18	Career
Double-Figure Scoring	0	0
Double-Figure Rebounding	0	0
Double-Figure Assists	0	0
Double-Doubles	0	0
Led NU in Scoring	0	0
Led NU in Rebounding	0	0
Led NU in Assists	0	0
20+ Point Games	0	0
30+ Point Games	0	0

TOP PERFORMANCES OF 2017-18

Category	No.	Opponent (Date)
Points	3	Delaware State (12/22)
	3	vs. Marist (11/24)
	1	Michigan (1/18)
Rebounds	1	at St. John's (11/16)
	1	vs. Marist (11/24)
	1	North Dakota (11/19)
Assists	NA	



#32 JORDY TSHIMANGA | 6-11 | 268 | So. | C | Montreal, Quebec

CAREER STATS

Year	GP	GS	Min	Avg	Total					Rebounds					PF	FO	Ast	TO	Blk	Stl	Pts	Avg			
					FG	FGA	Pct	3FG	3FGA	Pct	FT	FTA	Pct	Off									Def	Tot	Avg
2016-17	31	9	389	12.5	57	127	.449	0	0	.000	40	64	.625	57	69	123	4.0	69	2	8	46	15	14	154	5.0
2017-18	28	18	394	14.1	45	100	.450	0	0	.000	22	39	.564	57	78	135	4.8	69	5	15	37	11	7	112	4.0
TOTAL	59	27	783	13.3	102	227	.449	0	0	.000	62	103	.602	111	147	258	4.4	138	7	23	83	26	21	266	4.5

2017-18 GAME-BY-GAME

Opponent	Date	GS	Min	TOTAL			3-PTS			REBOUNDS					PF	FO	A	TO	Blk	Stl	Pts	Avg			
				FG	FGA	Pct	3FG	FGA	Pct	FT	FTA	Pct	Off	Def									Tot	Avg	
Eastern Illinois	11/11/17	*	20	0	3	.000	0	0	.000	2	4	.500	6	5	11	11.0	3	0	2	0	0	2	2.0		
North Texas	11/13/17	*	10	1	2	.500	0	0	.000	0	0	.000	4	1	5	8.0	3	0	1	2	0	0	2.0		
at St. John's	11/16/17	*	11	1	2	.500	0	0	.000	2	2	1.000	2	1	3	6.3	1	0	0	2	0	0	4.2		
North Dakota	11/19/17	*	11	1	5	.200	0	0	.000	0	0	.000	2	2	4	5.8	1	0	1	1	1	0	2.5		
vs. UCF	11/23/17	*	24	3	6	.500	0	0	.000	0	1	.000	3	7	10	6.6	5	1	0	4	0	1	6.3		
vs. Marist	11/24/17	*	20	1	2	.500	0	0	.000	1	3	.333	1	5	6	6.5	3	0	1	0	1	1	3.2		
vs. Long Beach State	11/26/17	*	16	2	5	.400	0	0	.000	0	0	.000	1	3	4	6.1	5	1	1	0	2	1	4.3		
Boston College	11/29/17	*	25	1	2	.500	0	0	.000	0	3	.000	1	4	5	6.0	2	0	3	2	0	0	3.1		
at No. 3 Michigan State	12/3/17	*	10	1	6	.167	0	0	.000	2	2	1.000	1	0	1	5.4	5	1	0	0	0	0	4.3		
No. 14 Minnesota	12/5/17	*	21	2	5	.400	0	0	.000	0	0	.000	2	4	6	5.5	4	0	1	2	1	0	4.3		
at Creighton	12/9/17	*	10	0	5	.000	0	0	.000	0	0	.000	2	0	2	5.2	2	0	0	2	0	1	0.3		
No. 13 Kansas	12/16/17	*	10	1	2	.500	0	0	.000	0	0	.000	0	0	0	4.8	4	0	1	0	0	0	2.9		
UTSA	12/20/17	*	11	2	3	.667	0	0	.000	1	2	.500	1	6	7	4.9	0	0	0	2	0	0	5.3		
Delaware State	12/22/17	*	24	2	3	.667	0	0	.000	2	4	.500	4	2	6	5.0	1	0	1	1	0	0	6.3		
Stetson	12/29/17	*	16	3	4	.750	0	0	.000	0	1	.000	3	7	10	5.3	0	0	0	0	1	0	6.5		
at Northwestern	1/2/18	*	10	0	3	.000	0	0	.000	2	2	1.000	1	4	5	5.3	2	0	0	3	1	1	2.4		
at No. 13 Purdue	1/6/18	*	6	0	0	.000	0	0	.000	0	0	.000	0	0	0	5.0	0	0	0	1	0	0	3.2		
Wisconsin	1/9/18	*	18	3	5	.600	0	0	.000	3	4	.750	2	4	6	5.1	5	1	0	1	0	0	9.5		
at Penn State	1/12/18		DNP																						
Illinois	1/15/18		DNP																						
No. 23 Michigan	1/18/18		7	0	1	.000	0	0	.000	0	0	.000	1	2	3	4.9	1	0	1	1	0	0	3.3		
at No. 13 Ohio State	1/22/18		9	2	2	1.000	0	0	.000	0	0	.000	1	3	4	4.9	4	0	0	1	0	0	4.3		
at Rutgers	1/24/18		15	0	3	.000	0	0	.000	0	0	.000	3	1	4	4.9	3	0	0	3	0	0	3.2		
Iowa	1/27/18		19	4	5	.800	0	0	.000	3	4	.750	4	4	8	5.0	4	0	1	1	0	0	11.5		
at Wisconsin	1/29/18		13	3	3	1.000	0	0	.000	3	3	1.000	1	3	4	5.0	5	1	1	1	1	0	9.3		
Minnesota	2/6/18		11	3	5	.600	0	0	.000	0	0	.000	2	4	6	5.0	0	0	0	3	0	0	6.3		
Rutgers	2/10/18		15	4	6	.667	0	0	.000	0	1	.000	1	1	2	4.9	0	0	0	1	0	1	8.4		
Maryland	2/13/18		7	1	1	1.000	0	0	.000	0	0	.000	2	2	4	4.8	4	0	0	3	1	0	2.4		
at Illinois	2/18/18		13	2	2	1.000	0	0	.000	1	3	.333	0	0	0	4.7	2	0	0	0	1	0	5.4		
Indiana	2/20/18		12	2	9	.222	0	0	.000	0	0	.000	6	3	9	4.8	0	0	0	0	1	1	4.4		
Totals			18	394	45	100	.450	0	0	.000	22	39	.564	57	78	135	4.8	69	5	15	37	11	7	112	4.0

NOTING TSHIMANGA

- Grabbed nine rebounds, including six offensive boards and had four points vs. Indiana
- Had five points on 2-of-2 shooting in 13 minutes against Maryland
- Finished with eight points, two rebounds and a steal in 15 minutes vs. Rutgers
- Had six points and six rebounds in 11 minutes of work at Minnesota
- Battled foul trouble at Wisconsin, finishing with nine points as he hit all three of his field goals and free throws and chipping in four boards and a blocked shot in 13 minutes before fouling out
 - Gave one of his best performances of the year against Iowa, scoring 11 points on 4-of-5 shooting and adding eight rebounds in 19 minutes off the bench
 - Chipped in four rebounds, including three on the offensive glass, against Rutgers
- Had four points and four boards in nine minutes off the bench at No. 13 Ohio State
- Returned to action after missing two games and had three rebounds and an assist in seven minutes vs. No. 23 Michigan
- Keyed NU's effort vs. Wisconsin, scoring seven of his nine points in the second half and chipping in six rebounds
- Played one of his best games of the year against Stetson, scoring six points and grabbing 10 rebounds in 16 minutes
- Finished with six points and six boards in 24 minutes against Delaware State
- Played well against UTSA with five points and seven rebounds in just 11 minutes of work
- Finished with six rebounds, four points and a blocked shot in 21 minutes vs. No. 14 Minnesota
- Totaled five rebounds and a career-high three assists against Boston College
- Grabbed 10 rebounds and had six points in the loss to UCF
- Battled foul trouble against Long Beach State and had four points and four boards in 16 minutes
- Opened the season by grabbing a career-high 11 rebounds in 20 minutes of work against Eastern Illinois
- Played just 10 minutes against North Texas, grabbing five rebounds, including four offensive boards
- Worked to reshape his body and is down to 268 pounds, his lowest weight since he began playing basketball in high school, as he was well over 300 pounds as a teenager
 - Played in all 31 games as a freshman, averaging 5.0 points and 4.0 rebounds per game
 - Moved into the starting lineup on Jan. 29, and averaged 7.3 points on 48 percent shooting and 6.3 rebounds per game in his nine starts before coming off the bench for the final two games
 - Posted career highs in both points (15) and rebounds (nine) in 24 minutes vs. Michigan State, going 5-6 from the field
- Played one of his best games of the year at No. 3 Kansas, finishing with then-season highs in points (10), rebounds (eight) and blocked shots (two) against the Jayhawks
- Top-150 recruit by Rivals.com who averaged 18.3 points, 4.1 rebounds and 3.1 blocks per game at The MacDuffie School as a senior

MISC. STATS

Category	2017-18	Career
Double-Figure Scoring	1	5
Double-Figure Rebounding	3	4
Double-Figure Assists	0	0
Double-Doubles	0	0
Led NU in Scoring	0	0
Led NU in Rebounding	4	11
Led NU in Assists	0	0
20+ Point Games	0	0
30+ Point Games	0	0

TOP PERFORMANCES OF 2017-18

Category	No.	Opponent (Date)
Points	11	Iowa (1/27)
	9	Wisconsin (1/9)
	9	at Wisconsin (1/29)
Rebounds	11	Eastern Illinois (11/11)
	10	vs. UCF (11/23)
	10	Stetson (12/29)
Assists	3	Boston College (11/29)
	2	Eastern Illinois (11/11)



#34 THORIR THORBJARNARSON | 6-5 | 194 | Fr. | G | Reykjavik, Iceland

CAREER STATS

Year	GP	GS	Min	Avg	Total					Rebounds					PF	FO	Ast	TO	Blk	Stl	Pts	Avg			
					FG	FGA	Pct	3FG	3FGA	Pct	FT	FTA	Pct	Off									Def	Tot	Avg
2017-18	8	0	18	2.3	3	7	.429	2	5	.400	0	0	.000	1	3	4	0.5	4	0	3	1	0	1	8	1.0
TOTAL	8	0	18	2.3	3	7	.429	2	5	.400	0	0	.000	1	3	4	0.5	4	0	3	1	0	1	8	1.0

2017-18 GAME-BY-GAME

Opponent	Date	GS	Min	TOTAL			3-PTS			FT	FTA	Pct	REBOUNDS				PF	FO	A	TO	Blk	Stl	Pts	Avg	
				FG	FGA	Pct	3FG	FGA	Pct				Off	Def	Tot	Avg									
Eastern Illinois	11/11/17		DNP																						
North Texas	11/13/17	5	0	1	.000	0	0	.000	0	0	.000	0	0	0	0.0	0	0	0	0	0	0	0	0	0	0.0
at St. John's	11/16/17	1	0	0	.000	0	0	.000	0	0	.000	0	0	0	0.0	0	0	0	1	0	0	0	0	0	0.0
North Dakota	11/19/17	2	0	1	.000	0	1	.000	0	0	.000	0	0	0	0.0	0	0	0	0	0	0	0	0	0	0.0
vs. UCF	11/23/17		DNP																						
vs. Marist	11/24/17	2	1	1	1.000	0	0	.000	0	0	.000	0	1	1	0.3	0	0	1	0	0	1	2	0	0.5	
vs. Long Beach State	11/26/17		DNP																						
Boston College	11/29/17		DNP																						
at No. 3 Michigan State	12/3/17	3	0	1	.000	0	0	.000	0	0	.000	1	0	1	0.4	1	0	0	0	0	0	0	0	0	0.4
No. 14 Minnesota	12/5/17		DNP																						
at Creighton	12/9/17		DNP																						
No. 13 Kansas	12/16/17		DNP																						
UTSA	12/20/17		DNP																						
Delaware State	12/22/17	4	2	3	.667	2	3	.667	0	0	.000	0	0	0	0.3	1	0	1	0	0	0	0	6	1.3	
Stetson	12/29/17		DNP																						
at Northwestern	1/2/18		DNP																						
at No. 13 Purdue	1/6/18		DNP																						
Wisconsin	1/9/18		DNP																						
at Penn State	1/12/18		DNP																						
Illinois	1/15/18		DNP																						
No. 23 Michigan	1/18/18	1	0	0	.000	0	0	.000	0	0	.000	0	2	2	0.6	0	0	1	0	0	0	0	0	1.1	
at No. 13 Ohio State	1/22/18		DNP																						
at Rutgers	1/24/18		DNP																						
Iowa	1/27/18		DNP																						
at Wisconsin	1/29/18		DNP																						
at Minnesota	2/6/18		DNP																						
Rutgers	2/10/18	1	0	0	.000	0	0	.000	0	0	.000	0	0	0	0.5	0	0	0	0	0	0	0	0	1.0	
Maryland	2/13/18		DNP																						
Indiana	2/20/18		DNP																						
Totals		0	18	3	7	.429	2	5	.400	0	0	.000	1	3	4	0.5	4	0	3	1	0	1	8	1.0	

NOTING THORBJARNARSON

- Played the final minute of NU's win over Rutgers
- Had two rebounds and an assist in late duty against Michigan
- Came off the bench for six points, on a pair of 3-pointers, and an assist in four minutes against Delaware State
- Totaled two points, a rebound and an assist in two minutes against Marist
- Played the final two minutes in the win over North Dakota
- Made his Nebraska debut with five minutes against North Texas, missing his only shot from the floor
- Nebraska's first scholarship player from Iceland and one of the few players from the nation on Division I teams
- Made his Iceland Senior National Team debut earlier this year, and played for the U-20 National Team at the 2017 European Championships in Greece, averaging 7.1 points, 4.7 rebounds, 2.3 assists and 1.7 steals
- Played for KR Reykjavik in the Icelandic League for the past three years, helping the team to three straight titles and a pair of Icelandic Cups in 2016 and 2017.
- Averaged 10.2 points, 2.6 rebounds and 1.9 assists per game for a team that went 26-8 and won the league championship in the top pro league in the country in 2016-17

MISC. STATS

Category	2017-18	Career
Double-Figure Scoring	0	0
Double-Figure Rebounding	0	0
Double-Figure Assists	0	0
Double-Doubles	0	0
Led NU in Scoring	0	0
Led NU in Rebounding	0	0
Led NU in Assists	0	0
20+ Point Games	0	0
30+ Point Games	0	0

TOP PERFORMANCES OF 2017-18

Category	No.	Opponent (Date)
Points	6	Delaware State (12/22)
	2	vs. Marist (11/24)
Rebounds	2	Michigan (1/18)
	1	vs. Marist (11/24)
	1	at Michigan State (12/3)
Assists	1	Michigan (1/18)
	1	vs. Marist (11/24)
	1	Delaware State (12/22)

N MISC STATS 2017-18 BOXSCORES

Nebraska vs Illinois 02/18/18 2:30 p.m. at State Farm Center; Champaign, Ill.

Nebraska 66 • 20-9, 11-5

##	Player	Total			3-Ptr			Rebounds			PF	TP	A	TO	Blk	Stl	Min
		FG-FGA	FG-FGA	FT-FTA	FG-FGA	FG-FGA	FT-FTA	Off	Def	Tot							
14	Copeland, Isaac	f	5-11	3-6	4-6	2	3	5	0	17	2	0	2	1	35		
15	Roby, Isaiah	f	5-7	3-3	1-2	1	9	10	4	14	2	3	3	0	32		
05	Watson Jr., Glynn	g	1-9	1-5	0-0	0	2	2	4	3	4	1	0	0	33		
13	Gill, Anton	g	3-8	2-6	0-0	1	3	4	1	8	0	1	0	0	28		
24	Palmer Jr., James	g	5-14	1-6	2-4	0	3	3	2	13	4	2	0	1	36		
11	Taylor, Evan	g	2-2	0-0	2-3	0	3	3	2	6	1	0	0	1	18		
12	Allen, Thomas	g	0-0	0-0	0-0	0	0	0	0	0	2	0	0	0	5		
32	Tshimanga, Jordy	g	2-2	0-0	1-3	0	0	0	2	5	0	2	1	0	13		
Team						1 1 2											
Totals			23-53	10-26	10-18	5	24	29	15	66	13	9	6	3	200		

FG % 1st Half: 13-26 50.0% 2nd half: 10-27 37.0% Game: 23-53 43.4% Deadball Rebounds 4,1
 3FG % 1st Half: 6-16 37.5% 2nd half: 4-10 40.0% Game: 10-26 38.5%
 FT % 1st Half: 4-8 50.0% 2nd half: 6-10 60.0% Game: 10-18 55.6%

Illinois 72 • 13-15, 3-12

##	Player	Total			3-Ptr			Rebounds			PF	TP	A	TO	Blk	Stl	Min
		FG-FGA	FG-FGA	FT-FTA	FG-FGA	FG-FGA	FT-FTA	Off	Def	Tot							
02	Nichols, Kipper	f	5-13	2-5	0-0	2	5	7	5	12	2	0	0	1	31		
12	Black, Leron	f	11-18	3-4	3-3	1	6	7	2	28	0	2	1	0	31		
01	Frazier, Trent	g	3-12	3-7	3-4	0	1	1	2	12	1	1	0	1	36		
23	Jordan, Aaron	g	3-9	0-3	0-0	1	6	7	3	6	1	0	0	0	29		
24	Alstork, Mark	g	1-2	0-0	0-0	2	1	3	1	2	3	1	1	0	19		
03	Lucas, Te'Jon	g	1-4	0-0	0-1	2	2	4	1	2	6	2	0	0	22		
04	Vesel, Matic	g	1-1	0-0	0-0	0	0	0	0	2	0	0	0	0	2		
11	Eboigbodin, Greg	g	0-0	0-0	0-0	1	1	2	2	0	0	1	0	1	10		
13	Smith, Mark	g	2-3	1-2	3-3	0	1	1	3	8	3	1	0	0	18		
20	Williams, Da'Monte	g	0-0	0-0	0-0	0	1	1	0	0	0	0	0	0	2		
Team						2 3 5											
Totals			27-62	9-21	9-11	11	27	38	19	72	16	8	2	3	200		

FG % 1st Half: 18-29 62.1% 2nd half: 9-33 27.3% Game: 27-62 43.5% Deadball Rebounds 1,2
 3FG % 1st Half: 7-9 77.8% 2nd half: 2-12 16.7% Game: 9-21 42.9%
 FT % 1st Half: 0-0 0.0% 2nd half: 9-11 81.8% Game: 9-11 81.8%

Officials: Terry Wymer, Mike Eades, Lewis Garrison
 Technical fouls: Nebraska-None. Illinois-Vesel, Matic.
 Attendance: 15544

Score by periods	1st	2nd	Total
Nebraska	36	30	66
Illinois	43	29	72

Last FG - NEB 2nd-00:20, ILL 2nd-02:00.
 Largest lead - NEB by 5 2nd-14:04, ILL by 11 1st-06:30.
 NEB led for 07:15. ILL led for 29:30. Game was tied for 03:15.

Score tied - 6 times.
 Lead changed - 9 times.

Indiana vs Nebraska 02/20/18 8:07 p.m. at Pinnacle Bank Arena (Lincoln, Neb.)

Indiana 57 • 16-13, 9-8

##	Player	Total			3-Ptr			Rebounds			PF	TP	A	TO	Blk	Stl	Min
		FG-FGA	FG-FGA	FT-FTA	FG-FGA	FG-FGA	FT-FTA	Off	Def	Tot							
13	Morgan, Juwan	f	5-11	1-2	2-3	5	4	9	3	13	1	1	1	1	36		
21	McSwain Jr., Freddie	f	2-2	0-0	0-0	0	0	0	2	4	0	0	0	0	14		
04	Johnson, Robert	g	6-13	2-5	2-2	0	6	6	2	16	2	3	0	2	36		
11	Green, Devonte	g	2-6	0-1	0-0	0	1	1	1	4	2	6	0	1	27		
15	McRoberts, Zach	g	0-1	0-0	0-0	1	1	2	5	0	0	2	0	12			
01	Durham, Aljami	g	0-3	0-2	0-0	0	3	3	3	0	1	1	1	17			
02	Newkirk, Josh	g	2-5	0-3	0-0	1	2	3	1	4	4	3	0	0	28		
03	Smith, Justin	g	7-11	0-0	2-4	4	4	8	3	16	0	1	0	1	25		
30	Hartman, Collin	g	0-1	0-1	0-0	0	1	1	0	0	0	0	1	0	5		
Team						0 0 0											
Totals			24-53	3-14	6-9	11	22	33	20	57	10	19	3	6	200		

FG % 1st Half: 12-26 46.2% 2nd half: 12-27 44.4% Game: 24-53 45.3% Deadball Rebounds 1
 3FG % 1st Half: 1-6 16.7% 2nd half: 2-8 25.0% Game: 3-14 21.4%
 FT % 1st Half: 1-2 50.0% 2nd half: 5-7 71.4% Game: 6-9 66.7%

Nebraska 66 • 21-9, 12-5

##	Player	Total			3-Ptr			Rebounds			PF	TP	A	TO	Blk	Stl	Min
		FG-FGA	FG-FGA	FT-FTA	FG-FGA	FG-FGA	FT-FTA	Off	Def	Tot							
14	Copeland, Isaac	f	5-13	1-5	2-2	1	3	4	3	13	1	3	0	0	33		
15	Roby, Isaiah	f	4-7	1-2	2-4	5	4	9	4	11	2	2	1	0	35		
05	Watson Jr., Glynn	g	3-7	1-4	1-1	1	0	1	2	8	5	2	0	2	32		
13	Gill, Anton	g	2-6	1-4	0-0	1	0	1	0	5	2	0	0	2	22		
24	Palmer Jr., James	g	6-12	1-3	2-5	2	2	4	3	15	3	3	0	2	33		
11	Taylor, Evan	g	2-5	0-1	3-5	1	6	7	1	7	2	2	2	1	26		
12	Allen, Thomas	g	1-3	1-3	0-0	0	0	0	0	3	0	1	0	1	7		
32	Tshimanga, Jordy	g	2-9	0-0	0-0	6	3	9	0	4	0	0	1	1	12		
Team						2 2 4											
Totals			25-62	6-22	10-17	19	20	39	13	66	15	14	4	9	200		

FG % 1st Half: 11-35 31.4% 2nd half: 14-27 51.9% Game: 25-62 40.3% Deadball Rebounds 3
 3FG % 1st Half: 3-15 20.0% 2nd half: 3-7 42.9% Game: 6-22 27.3%
 FT % 1st Half: 0-0 0.0% 2nd half: 10-17 58.8% Game: 10-17 58.8%

Officials: D.J. Carstensen, Kelly Pfeiffer, Rob Riley
 Technical fouls: Indiana-None. Nebraska-None.
 Attendance: 15859
 Actual Attendance: 15,177

Score by periods	1st	2nd	Total
Indiana	26	31	57
Nebraska	25	41	66

Points	In	Off	2nd	Fast	Bench
IND	38	13	16	4	20
NEB	30	26	14	9	14

Last FG - IND 2nd-00:00, NEB 2nd-00:50.
 Largest lead - IND by 4 2nd-13:50, NEB by 11 2nd-01:51.
 IND led for 08:10. NEB led for 27:41. Game was tied for 04:09.

Score tied - 5 times.
 Lead changed - 12 times.

2017-18 Nebraska Basketball
Nebraska Combined Team Statistics (as of Feb 20, 2018)
B1G games only

RECORD:	OVERALL	HOME	AWAY	NEUTRAL
ALL GAMES	12-5	8-0	4-5	0-0
CONFERENCE	12-5	8-0	4-5	0-0
NON-CONFERENCE	0-0	0-0	0-0	0-0

##	Player	gp-gs	min	avg	Total		3-Point		F-Throw		Rebounds				pf	dq	a	to	blk	stl	pts	avg		
					fg-fga	fg%	3fg-fga	3fg%	ft-fa	ft%	off	def	tot	avg										
24	Palmer Jr., James	17-17	551	32.4	103-225	.458	25-82	.305	97-128	.758	17	59	76	4.5	30	0	58	37	7	12	328	19.3		
14	Copeland, Isaac	17-17	538	31.6	82-164	.500	25-60	.417	37-50	.740	23	69	92	5.4	30	0	16	17	18	15	226	13.3		
05	Watson Jr., Glynn	17-17	540	31.8	53-177	.299	19-65	.292	46-54	.852	12	51	63	3.7	35	0	54	26	4	19	171	10.1		
15	Roby, Isaiah	17-11	456	26.8	54-91	.593	11-21	.524	36-54	.667	30	87	117	6.9	59	2	29	23	32	15	155	9.1		
13	Gill, Anton	17-11	407	23.9	34-95	.358	22-72	.306	12-15	.800	4	26	30	1.8	22	0	13	11	1	8	102	6.0		
32	Tshimanga, Jordy	15-5	186	12.4	27-56	.482	0-0	.000	14-19	.737	27	35	62	4.1	39	3	4	21	6	3	68	4.5		
11	Taylor, Evan	17-6	403	23.7	27-66	.409	3-10	.300	20-30	.667	11	51	62	3.6	39	0	27	20	7	16	77	4.5		
12	Allen, Thomas	17-0	150	8.8	14-38	.368	8-25	.320	3-4	.750	1	11	12	0.7	3	0	5	12	0	3	39	2.3		
10	McVeigh, Jack	3-0	27	9.0	2-5	.400	2-4	.500	0-0	.000	0	3	3	1.0	3	0	0	0	2	1	6	2.0		
03	Laws, Malcolm	2-0	2	1.0	1-1	1.000	0-0	.000	0-0	.000	0	0	0	0.0	0	0	0	0	0	0	2	1.0		
00	Okeke, Duby	13-1	84	6.5	5-11	.455	0-0	.000	2-5	.400	11	10	21	1.6	20	0	0	9	13	2	12	0.9		
25	Akenten, Nana	2-0	7	3.5	0-1	.000	0-1	.000	1-2	.500	0	0	0	0.0	0	0	0	0	0	0	1	0.5		
20	Borchardt, Tanner	10-0	67	6.7	2-6	.333	0-0	.000	0-3	.000	5	8	13	1.3	12	0	2	1	2	1	4	0.4		
34	Thorbjarnarson, Thor	3-0	5	1.7	0-1	.000	0-0	.000	0-0	.000	1	2	3	1.0	1	0	1	0	0	0	0	0.0		
04	Trueblood, Johnny	2-0	2	1.0	0-1	.000	0-0	.000	0-1	.000	0	0	0	0.0	0	0	0	0	0	0	0	0.0		
Team											17	19	36											
Total.....		17	3425		404-938	.431	115-340	.338	268-365	.734	159	431	590	34.7	293	5	209	182	92	95	1191	70.1		
Opponents.....		17	3425		424-1030	.412	91-303	.300	194-291	.667	222	418	640	37.6	318	-	219	192	60	78	1133	66.6		

TEAM STATISTICS	NEB	OPP	Date	Opponent	Score	Att.
SCORING	1191	1133	* 12/3/17	at Michigan State	L 57-86	14797
Points per game	70.1	66.6	* 12/05/17	MINNESOTA	w 78-68	15598
Scoring margin	+3.4	-	* 01/02/18	at Northwestern	w 70-55	5443
FIELD GOALS-ATT	404-938	424-1030	* 01/06/18	at Purdue	L 62-74	14804
Field goal pct	.431	.412	* 01/09/18	WISCONSIN	w 63-59	15643
3 POINT FG-ATT	115-340	91-303	* 1/12/18	at Penn State	Lot 74-76	6821
3-point FG pct	.338	.300	* 01/15/18	ILLINOIS	w 64-63	15630
3-pt FG made per game	6.8	5.4	* 01/18/18	MICHIGAN	w 72-52	15794
FREE THROWS-ATT	268-365	194-291	* 01/22/18	at Ohio State	L 59-64	10918
Free throw pct	.734	.667	* 1/24/18	at Rutgers	w 60-54	4075
F-Throws made per game	15.8	11.4	* 01/27/18	IOWA	w 98-84	15952
REBOUNDS	590	640	* 01/29/18	at Wisconsin	w 74-63	17287
Rebounds per game	34.7	37.6	* 02/06/18	at Minnesota	w 91-85	11193
Rebounding margin	-2.9	-	* 02/09/18	RUTGERS	w 67-55	15867
ASSISTS	209	219	* 02/13/18	MARYLAND	w 70-66	15908
Assists per game	12.3	12.9	* 02/18/18	at Illinois	L 66-72	15544
TURNOVERS	182	192	* 02/20/18	INDIANA	w 66-57	15859
Turnovers per game	10.7	11.3	* = Conference game			
Turnover margin	+0.6	-				
Assist/turnover ratio	1.1	1.1				
STEALS	95	78				
Steals per game	5.6	4.6				
BLOCKS	92	60				
Blocks per game	5.4	3.5				
ATTENDANCE	126251	100882				
Home games-Avg/Game	8-15781	9-11209				
Neutral site-Avg/Game	-	0-0				

Score by Periods	1st	2nd	OT	Totals
Nebraska	534	648	9	1191
Opponents	527	595	11	1133

2017-18 Nebraska Basketball
Nebraska Combined Team Statistics (as of Feb 20, 2018)
All games

RECORD:	OVERALL	HOME	AWAY	NEUTRAL
ALL GAMES	21-9	15-1	4-7	2-1
CONFERENCE	12-5	8-0	4-5	0-0
NON-CONFERENCE	9-4	7-1	0-2	2-1

#	Player	gp-gs	min	avg	Total		3-Point		F-Throw		Rebounds				pf	dq	a	to	blk	stl	pts	avg
					fg-fga	fg%	3fg-fga	3fg%	ft-fa	ft%	off	def	tot	avg								
24	Palmer Jr., James	30-30	921	30.7	168-372	.452	42-128	.328	150-203	.739	38	96	134	4.5	53	0	89	63	13	28	528	17.6
14	Copeland, Isaac	30-30	914	30.5	146-305	.479	37-102	.363	62-87	.713	49	134	183	6.1	47	0	34	30	33	26	391	13.0
05	Watson Jr., Glynn	30-30	894	29.8	109-314	.347	31-111	.279	67-86	.779	22	76	98	3.3	69	1	99	44	7	42	316	10.5
15	Roby, Isaiah	29-11	682	23.5	83-146	.568	15-36	.417	58-83	.699	47	131	178	6.1	90	2	49	41	56	20	239	8.2
13	Gill, Anton	28-11	670	23.9	74-181	.409	51-130	.392	29-35	.829	5	46	51	1.8	38	0	33	19	2	13	228	8.1
11	Taylor, Evan	30-19	780	26.0	65-144	.451	15-31	.484	52-73	.712	22	80	102	3.4	63	0	70	39	14	29	197	6.6
32	Tshimanga, Jordy	28-18	394	14.1	45-100	.450	0-0	.000	22-39	.564	57	78	135	4.8	69	5	15	37	11	7	112	4.0
12	Allen, Thomas	29-0	298	10.3	33-84	.393	17-48	.354	16-20	.800	3	25	28	1.0	8	0	16	20	0	7	99	3.4
10	McVeigh, Jack	14-0	105	7.5	10-29	.345	6-18	.333	1-1	1.000	4	11	15	1.1	11	0	2	5	2	5	27	1.9
34	Thorbjarnarson, Thor	8-0	18	2.3	3-7	.429	2-5	.400	0-0	.000	1	3	4	0.5	4	0	3	1	0	1	8	1.0
25	Akenten, Nana	7-0	21	3.0	2-9	.222	2-8	.250	1-2	.500	1	1	2	0.3	0	0	0	0	0	0	7	1.0
20	Borchardt, Tanner	19-0	117	6.2	6-13	.462	0-0	.000	6-14	.429	17	19	36	1.9	23	0	2	2	4	2	18	0.9
00	Okeke, Duby	26-1	188	7.2	8-19	.421	0-0	.000	4-10	.400	24	23	47	1.8	39	0	2	17	26	5	20	0.8
03	Laws, Malcolm	7-0	13	1.9	1-6	.167	0-2	.000	0-0	.000	0	0	0	0.0	0	0	0	1	0	0	2	0.3
04	Trueblood, Johnny	6-0	10	1.7	0-2	.000	0-0	.000	1-4	.250	0	3	3	0.5	1	0	1	3	0	0	1	0.2
Team											30	36	66		1		10					
Total.....		30	6025		753-1731	.435	218-619	.352	469-657	.714	320	762	1082	36.1	516	8	415	332	168	185	2193	73.1
Opponents.....		30	6025		781-1848	.423	171-539	.317	325-485	.670	391	750	1141	38.0	579	-	377	379	103	151	2058	68.6

TEAM STATISTICS	NEB	OPP	Date	Opponent	Score	Att.
SCORING	2193	2058	11/11/17	EASTERN ILLINOIS	w 72-68	15524
Points per game	73.1	68.6	11/13/17	NORTH TEXAS	w 86-67	15059
Scoring margin	+4.5	-	11/16/17	at St. John's	L 56-79	4652
FIELD GOALS-ATT	753-1731	781-1848	11/19/17	NORTH DAKOTA	w 92-70	15418
Field goal pct	.435	.423	11/23/17	vs UCF	L 59-68	3348
3 POINT FG-ATT	218-619	171-539	11/24/17	vs Marist	w 84-59	2834
3-point FG pct	.352	.317	11/26/17	vs Long Beach State	w 85-80	1712
3-pt FG made per game	7.3	5.7	11/29/17	BOSTON COLLEGE	w 71-62	15338
FREE THROWS-ATT	469-657	325-485	* 12/3/17	at Michigan State	L 57-86	14797
Free throw pct	.714	.670	* 12/05/17	MINNESOTA	w 78-68	15598
F-Throws made per game	15.6	10.8	12-09-17	at Creighton	L 65-75	17901
REBOUNDS	1082	1141	12/16/17	KANSAS	L 72-73	15596
Rebounds per game	36.1	38.0	12/20/17	UTSA	w 104-94	14382
Rebounding margin	-2.0	-	12/22/17	DELAWARE STATE	w 85-68	14768
ASSISTS	415	377	12/29/17	STETSON	w 71-62	15040
Assists per game	13.8	12.6	* 01/02/18	at Northwestern	w 70-55	5443
TURNOVERS	332	379	* 01/06/18	at Purdue	L 62-74	14804
Turnovers per game	11.1	12.6	* 01/09/18	WISCONSIN	w 63-59	15643
Turnover margin	+1.6	-	* 1/12/18	at Penn State	Lot 74-76	6821
Assist/turnover ratio	1.3	1.0	* 01/15/18	ILLINOIS	w 64-63	15630
STEALS	185	151	* 01/18/18	MICHIGAN	w 72-52	15794
Steals per game	6.2	5.0	* 01/22/18	at Ohio State	L 59-64	10918
BLOCKS	168	103	* 1/24/18	at Rutgers	w 60-54	4075
Blocks per game	5.6	3.4	* 01/27/18	IOWA	w 98-84	15952
ATTENDANCE	247376	131329	* 01/29/18	at Wisconsin	w 74-63	17287
Home games-Avg/Game	16-15461	11-11221	* 02/06/18	at Minnesota	w 91-85	11193
Neutral site-Avg/Game	-	3-2631	* 02/09/18	RUTGERS	w 67-55	15867
			* 02/13/18	MARYLAND	w 70-66	15908
			* 02/18/18	at Illinois	L 66-72	15544
			* 02/20/18	INDIANA	w 66-57	15859

* = Conference game