

#CLIMBWITHUS

PENN STATE, MEN'S BASKETBALL

GAME **27**

ILLINOIS

February 11, 2018 | 7 p.m. ET
Champaign, Ill.
State Farm Center (15,500)

SCHEDULE / RESULTS

Date Opponent TV Time/Result

NOVEMBER

10 Fri. CAMPBELL (BTN+) W, 86-75
12 Sun. FAIRLEIGH DICKINSON (BTN+)W, 81-57

LEGENDS CLASSIC UNIVERSITY PARK REGIONAL

15 Wed. MONTANA (BTN) W, 70-57
17 Fri. COLUMBIA (BTN+) W, 79-65

LEGENDS CLASSIC BARCLAYS CENTER - BROOKLYN, N.Y.

20 Mon. vs. Pittsburgh (ESPN3) W, 85-54
21 Tues. vs. #16/#19 Texas A&M (ESPN2) L, 87-98

LEGENDS CLASSIC UNIVERSITY PARK REGIONAL

24 Fri. ORAL ROBERTS (BTN+) W, 86-48

B1G/ACC CHALLENGE

29 Wed. at N.C. State (ESPNU) L, 78-85

DECEMBER

2 Sat. at Iowa * (BTN) W, 77-73
4 Mon. WISCONSIN * (ESPN2) L, 63-64
9 Sat. GEORGE WASHINGTON (BTN)W, 74-54
17 Sun. at George Mason (Stadium) W, 72-54
19 Tues. BINGHAMTON (BTN+) W, 80-65
22 Fri. RIDER (BTN) L, 70-71
30 Sat. COPPIN STATE (BTN+) W, 88-43

JANUARY

2 Tues. at Maryland * (BTN) L, 69-75
5 Fri. NORTHWESTERN * (FS1) W, 78-63
9 Tues. at Indiana * (BTN) L, 70-74
12 Fri. NEBRASKA * (BTN) W, 76-74 ot
15 Mon. MINNESOTA * (BTN) L, 84-95 ot
20 Sat. at Northwestern * (BTN) L, 61-70
25 Thur. at 13/13 Ohio State * (BTN) W, 82-79
27 Sat. RUTGERS * (BTN) W, 60-43
31 Wed. at 5/4 Michigan State * (BTN) L, 68-76

FEBRUARY

3 Sat. IOWA * (BTN) W, 82-58
7 Wed. MARYLAND * (BTN) W, 74-70
11 Sun. at Illinois * (BTN) 7 p.m.
15 Thur. OHIO STATE * (BTN) 8 p.m.
18 Sun. at Purdue * (BTN) 8 p.m.
21 Wed. MICHIGAN * (BTN) 7 p.m.
25 Sun. at Nebraska * (BTN) 5:15 p.m.

BIG TEN TOURNAMENT

Wed.-Sun. Madison Square Garden BTN/CBS
Feb. 28-March 4 (New York, N.Y.)

All Times Eastern | HOME GAMES in BOLD CAPS |

* - Big Ten game

Associated Press rankings listed above.

GAMEDAY MATCHUP

ILLINOIS FIGHTING ILLINI

RECORD: 12-13, 2-10 Big Ten

Coach: Brad Underwood (First year at Illinois)

2017-18 Leading Scorer

#12 Leron Black, R.Jr., F - 14.3 ppg

2017-18 Leading Rebounder:

#12 Leron Black, R.Jr., F - 5.4 rpg

2017-18 Assists Leader:

#1 Trent Frazier, Fr., G - 2.8 apg

PENN STATE NITTANY LIONS

RECORD: 17-9, 7-6 Big Ten

Coach: Patrick Chambers (7th year at Penn State)

2017-18 Leading Scorer:

#10 Tony Carr, So., G - 19.3 ppg

2017-18 Leading Rebounder:

#24 Mike Watkins, RSo. F - 9.7 rpg

2017-18 Assists Leader:

#10 Tony Carr, So., G - 4.9 apg

LAST GAME STARTERS

#	NAME	POS.	ELG.	PTS	REB	STAT	NOTES
11	Lamar Stevens	F	So.	15.7	6.2	2nd ppg/rpg/mpg	Nittany Lions 7-0 when scoring leader in 17-18
24	Mike Watkins	F	R-So.	13.0	9.7	PS FG% leader	3rd NCAA D-1 car FG%, #1 PS car & season FG%
23	Josh Reaves	G	Jr.	10.9	4.7	B1G stls leader	Top-5 play ESPN SC, again, w/one-handed dunk
10	Tony Carr	G	So.	19.3	4.5	#2 B1G ppg	B2B 16pt gms; car best 4 3FG vs. Terps; 6 assists
33	Shep Garner	G	Sr.	10.0	1.9	1,443 car pts	Needs 16pts to enter PS career scoring top 10

STAT COMPARISON

PS	STAT	ILL
76.2	Scoring Average	77.0
66.9	Opponent Scoring Average	72.5
47.0	Field-Goal Percentage	44.0
42.0	Opponent Field-Goal Percentage	46.1
7.1	3-Pointers Per Game	7.1
38.0	3-Point Field Goal Percentage	32.2
35.0	Opponent 3-Point Field Goal %	32.7
69.7	Free Throw Percentage	73.2
36.1	Rebounds Per Game	34.4
32.7	Opponent Rebounds Per Game	33.2
14.1	Assists Per Game	13.5
12.7	Turnovers Per Game	14.4
7.7	Steals Per Game	7.5
5.5	Blocks Per Game	2.2

SERIES RECORD

Penn State and Illinois have met on 44 previous occasions with the Illini holding a 28-16 overall lead. The Nittany Lions and Illini met on the same date, February 11, last year, with Penn State coming away with an 83-70 win at the State Farm Center.

Penn State holds a slim 9-8 advantage in meetings over the last 10 seasons. In the last 10 meetings, each program has five wins.

Series streak: Penn State, W3

Overall series: Illinois leads 28-16

at Champaign: Illinois leads 14-6

at neutral sites: Illinois leads 3-1

Big Ten games: Illinois leads 28-13

Meetings over last 10 seasons are listed on page 3 of these notes. The full series list is on [page 182 of the Penn State media guide](#).

NITTANY LIONS' RECORD

2017-18	Overall	H	A	N	OT
Overall	17-9	13-3	3-5	1-1	1-1
Big Ten	7-6	5-2	2-4	0-0	1-1
February	2-0	2-0	0-0	0-0	0-0
January	4-5	3-1	1-4	0-0	1-1
December	5-2	3-2	2-0	0-0	0-0
November	6-2	5-0	0-1	1-1	0-0

STREAKS:

Overall	Last Win: 2-7 vs. Maryland (74-70)
W2	Last Loss: 1-31 at 5/4 Michigan State (68-76)
Home	Last Win: 2-7 vs. Maryland (74-70)
W3	Last Loss: 1-15 vs. Minnesota (84-95 ot)
Away	Last Win: 1-25 at 13/13 Ohio State (82-79)
L1	Last Loss: 1-31 at 5/4 Michigan State (68-76)
Neutral	Last Win: 11-20-17 vs. Pittsburgh (85-54)
L1	Last Loss: 11-21-17 vs. #16 Texas A&M (87-98)
B1G	Last Win: 2-7 vs. Maryland (74-70)
W2	Last Loss: 1-31 at 5/4 Michigan State (68-76)

DETAILS

WATCH: BTN & BTN2Go

Cory Provus (pxp) & Shon Morris (analyst)

LISTEN: Steve Jones (pxp)

& Dick Jerardi (analyst)

Online at GoPSUsports.com/lionvision

OPENING TIP

This is the latest Penn State has been over .500 in the Big Ten since the 2008-09 season when the Nittany Lions defeated Minnesota on February 14, 2009, to improve to 7-6 in conference play.

The 2017-18 season marks the third time in the program's Big Ten era that the Nittany Lions have been over .500 after 13 conference games.

2017-18 ROSTER & TEAM INFORMATION

#	NAME	POS.	ELG.	HT.	WT.	HOMETOWN	HIGH SCHOOL / LAST SCHOOL
1	Deivis Zemgulis	F	Jr.	6-6	220	Kaunas, Lithuania	St. Mary Ryken (Md.)
3	Satchel Pierce	F	Jr.	7-0	255	Baberton, Ohio	The Kiski School (Pa.)/Virginia Tech
4	Nazeer Bostick	G	So.	6-4	203	Philadelphia, Pa.	Roman Catholic
5	Jamari Wheeler	G	Fr.	6-1	170	Live Oak, Fla.	Rock School
10	Tony Carr	G	So.	6-5	204	Philadelphia, Pa.	Roman Catholic
11	Lamar Stevens	F	So.	6-8	226	North Wales, Pa.	Roman Catholic
20	Taylor Nussbaum	G	Fr.	6-2	175	South Salem, N.Y.	Cheshire Academy (Conn.)
21	John Harrar	F	Fr.	6-9	243	Wallingford, Pa.	Strath Haven
22	Grant Hazle	F	So.	6-5	192	Kingwood, Texas	Westbury Christian School
23	Josh Reaves	G	Jr.	6-4	210	Fairfax, Va.	Oak Hill Academy (Va.)
24	Mike Watkins	F	R-So.	6-9	254	Philadelphia, Pa.	Phelps School
33	Shep Garner	G	Sr.	6-2	196	Chester, Pa.	Roman Catholic
35	Trent Buttrick	F	Fr.	6-8	234	Bloomsburg, Pa.	Community School of Naples (Fla.)
44	Julian Moore	F	Gr.	6-10	248	Philadelphia, Pa.	Germantown Academy

► COACHING STAFF

Head Coach: Patrick Chambers (Philadelphia '94)
 Associate Head Coach: Keith Urgo (Fairfield '02)
 Assistant Coach: Dwayne Anderson (Villanova '09)
 Assistant Coach: Jim Ferry (Keene State '90)
 Director of Basketball Operations: Ross Condon (Villanova '07)
 Director of Player Development: David Caporaletti (Philadelphia '93)
 Director of On-Campus Recruiting: Nicholas Colella (Penn State '13)
 Athletic Trainer: Jonathan Salazer (Penn State '93)
 Strength Coach: Greg Miskinis (Penn State '08)

► PRONUNCIATIONS

BUTTRICK BUTT-rick
 HARRAR Final R is silent, HERR-ah
 Deivis ZEMGULIS Davis Zem-Goo-Liss
 Kaunas CO-nuss

► THE UNIVERSITY

Name	The Pennsylvania State University
Location	University Park, Pa. 16802
Founded	1855
Enrollment	41,359 undergraduate, 47,261 (UP overall)
Nickname	Nittany Lions
Colors	Blue & White
Conference	Big Ten Conference
Division	NCAA Division I
Home Court (capacity):	Bryce Jordan Center (15,261)
President	Dr. Eric J. Barron
Athletic Director	Sandy Barbour
Deputy Athletic Director/COO	Phil Esten
Sport Administrator	Lynn Holleran
Ticket Office Phone	1-800-NITTANY

► BASKETBALL HISTORY

First Year of Basketball:	1897
No. of Seasons	121 (122nd)
All-Time Record	1,453 - 1,164
Record In BJC	224-136 (22nd Season)
NCAA Tourney Years (Record)	9 (9-11); Last: 2011
NIT Years (Record)	10 (22-9); Last: 2009 Champs
CBI Years (Record)	1 (1-1); Last: 2014

► COACHING STAFF

Head Coach	Patrick Chambers
Alma Mater	Philadelphia Univ. '94
Overall Record (yrs)	146-146 (9th)
Record at Penn State (yrs)	104-118 (7th)
Basketball Office	814-865-5494
Contact	814-863-3163 (SID)

Associate Head Coach Keith Urgo (Fairfield '02)
 Assistant Coach Dwayne Anderson (Villanova '09)
 Assistant Coach Jim Ferry (Keene State '90)
 Director of Operations Ross Condon (Villanova '07)
 Director of Player Development David Caporaletti (Philadelphia '93)
 Director of On-Campus Recruiting Nicholas Colella
 Athletic Trainer Jon Salazer
 Strength & Conditioning Coach Greg Miskinis

► 2017-18 TEAM

Letterwinners Returning/Lost	9 / 4
Starters Returning/Lost	5 / 0
Newcomers	5*

*includes Satchel Pierce who sat out 2016-17 to comply with NCAA transfer rules

2016-17	15-18 (H: 9-7; A: 3-7; N: 3-4)
2017 Big Ten Finish	6-12, t-12th
2017 Big Ten Tournament	1-1, Second Round W, Nebraska, 76-67 (ot) L, Michigan State, 51-78

Associate Director Strategic Communications/ MBB Contact:	Rose Pietrzak Carter
E-Mail	rose@psu.edu
Office / Cell	814-863-3163 / 814-441-8438
Twitter:	@PennStateMBB & @GoPSURose

Assistant Director Strategic Communications/ MBB Secondary Contact	Jocelyn VerVelde
E-Mail	jocelyn@psu.edu
Cell	814-876-2710

Strategic Communications Office	814-865-1757
Bryce Jordan Center Press Row	814-863-3294
Website	GoPSUsports.com

THE 2017-18 NITTANY LIONS:

► BY STATE/COUNTRY

PENNSYLVANIA (8)

Nazeer Bostick

Trent Buttrick

Tony Carr

Shep Garner

John Harrar

Julian Moore

Lamar Stevens

Mike Watkins

FLORIDA (1)

Jamari Wheeler

NEW YORK (1)

Taylor Nussbaum

OHIO (1)

Satchel Pierce

TEXAS (1)

Grant Hazle

VIRGINIA (1)

Josh Reaves

LITHUANIA (1)

Davis Zemgulis

► BY ELIGIBILITY

GRADUATE (1)

Julian Moore

SENIORS (1)

Shep Garner

JUNIORS (3)

Satchel Pierce

Josh Reaves

Davis Zemgulis

SOPHOMORES (5)

Nazeer Bostick

Tony Carr

Grant Hazle

Lamar Stevens

Mike Watkins

FRESHMEN (4)

Trent Buttrick

John Harrar

Taylor Nussbaum

Jamari Wheeler

► BY HEIGHT

Satchel Pierce 7-0

Julian Moore 6-10

John Harrar 6-9

Mike Watkins 6-9

Trent Buttrick 6-8

Lamar Stevens 6-8

Davis Zemgulis 6-6

Tony Carr 6-5

Grant Hazle 6-5

Josh Reaves 6-4

Nazeer Bostick 6-4

Shep Garner 6-2

Taylor Nussbaum

6-2

Jamari Wheeler 6-1

► BY MAJOR

Nazeer Bostick: Undergraduate Studies

Trent Buttrick: Undergraduate Studies

Tony Carr: Recreation, Park,

& Tourism Management

Shep Garner: English

John Harrar: Undergraduate Studies

Grant Hazle: Biology

Julian Moore (graduate): Information

Systems Technology

Taylor Nussbaum: Undergraduate Studies

Satchel Pierce: International Politics

Josh Reaves: Criminology

Lamar Stevens: Business Management

Mike Watkins: Criminology

Jamari Wheeler: Undergraduate Studies

Davis Zemgulis: Food Science

QUICK HITS

- For the second-straight game, Penn State will face an opponent on the same date exactly one year later. The Nittany Lions face the Illini on February 11, 2018, one year to the date after their meeting at State Farm Center in 2017.

Penn State and its last Big Ten foe, Maryland, played their games in 2017 and 2018 on February 7.

- Penn State has shot above 50 percent from the floor in 11 games this season.
- The Nittany Lions are 7-0 this season when sophomore forward Lamar Stevens is the team's leading scorer.
- Senior guard Shep Garner needs 16 points to tie Nittany Lion Tom Hovasse (1,459, 1985-89) and enter Penn State's career top 10 for scoring. Garner currently has 1,443 points.

SERIES VS. ILLINOIS

Overall series: Illinois leads 28-16
at Champaign: Illinois leads 14-6
at neutral sites: Illinois leads 3-1
Big Ten games: Illinois leads 28-13

Meetings in last seasons:

Date	Location	PS Pts	ILL Pts	Result
1/6/2008	A	68	64	W
2/16/2008	H	52	51	W
3/13/2008	N	63	64	L-B10
2/18/2009	A	38	33	W
3/5/2009	H	64	63	W
1/12/2010	A	53	54	L
1/27/2010	H	67	77	L
1/11/2011	H	57	55	W
2/1/2011	A	51	68	L
1/19/2012	H	54	52	W
2/21/2013	A	59	64	L
1/4/2014	A	55	75	L
2/9/2014	H	55	60	L
1/31/2015	A	58	60	L
3/6/2016	H	86	79	W-2OT
1/28/2017	H	71	67	W
2/11/2017	A	83	70	W

B1G OPPONENTS

	All B1G Games	B10 Tourney	Overall
Illinois	13-28	0-3	16-28
Indiana	11-36	2-2	11-38
Iowa	16-27	1-1	17-29
Maryland	2-4	--	10-13
Michigan	11-33	2-1	12-34
Michigan St.	8-34	2-1	8-38
Minnesota	14-32	0-3	14-33
Nebraska	7-6	2-0	9-7
Northwestern	30-18	1-2	30-19
Ohio State	14-34	1-4	16-37
Purdue	11-34	0-2	12-35
Rutgers	4-2	--	41-31
Wisconsin	10-36	1-1	10-36
TOTAL	151-324	12-20	206-379

Garner has 289 career 3-point field goals with only three Nittany Lions in the program with more than 300. The Chester, Pa., native also has 299 career assists for 13th place on the Penn State career list.

FIRST THINGS FIRST

Penn State became the first Big Ten team to record a win in the 2017-18 season with a late afternoon tipoff time vs. Campbell.

With the Big Ten season-opening win at Iowa, Penn State had its first 1-0 start in conference play since the 2010-11 season.

The February 3 win over the Hawkeyes gave the Nittany Lions their first-ever sweep of Iowa.

THE WINS

Penn State has achieved 15 or more wins in five straight years -- a first for the Nittany Lion program. Prior to the 2013-17* seasons under Coach Patrick Chambers, the Nittany Lions had not previously reached at least 15 wins in four-consecutive seasons since joining the Big Ten Conference.

The Lions also have at least eight regular-season, nonconference wins in each of Chambers' seven seasons with 10 in 2017-18.

Season	Overall Wins
2017-18	17
2016-17	15
2015-16	16
2014-15	18
2013-14	16

** Prior to 2013-17, last time 15 or more wins in four-straight seasons was 1988-89 through 1991-1992.*

B1G WINS

With the February 3 Big Ten victory over Iowa, the 2017-18 Nittany Lions made another impact on Penn State's Big Ten basketball history. The sixth league win for coach Patrick Chambers gave the Nittany Lions a third-consecutive season with six or more Big Ten wins, accomplished only once before in seasons 1993-94, 1994-95 and 1995-96.

Current Season Streak with 6+ B1G Wins

Season	No.
2017-18	7
2016-17	6
2015-16	7

EARLIEST B1G WIN

Prior to the December 2, 2017 win at Iowa in 2017-18, Penn State's January 1, 2017 win over Rutgers marked its earliest Big Ten win since the 2010-2011 season.

TO 17

The Nittany Lions' 17th win is the second-earliest in terms of the date that Penn State has reached 17 wins in a season in its Big Ten era. The earliest came in the 2008-09 season when the Nittany Lions reached 17 wins on February 1, 2009.

MEN'S BASKETBALL

100%
NCAA GRADUATION SUCCESS RATE

5TH CONSECUTIVE YEAR

#CLIMBWITHUS

MBB LEADS BIG TEN; POSTS FIFTH-STRAIGHT YEAR WITH 100% GSR

Penn State student-athletes continue to graduate well above their peers nationwide, delivering a record-tying academic performance, according to data announced by the National Collegiate Athletic Association (NCAA).

The NCAA's annual graduation rates study of institutions across the nation revealed Penn State student-athletes at the University Park campus earned a Graduation Success Rate (GSR) of 90 percent to tie the school's all-time record, previously set in the 2010 NCAA report. Nittany Lion students posted a 90 percent graduation rate compared to the 86 percent average for all Division I institutions for students entering from 2007-08 through the 2010-11 academic year.

The NCAA data revealed student-athletes from nine Penn State squads, including men's basketball, earned a Graduation Success Rate of 100 percent, an increase of two from last year's seven teams and up four from the 2015 total of five squads.

The men's basketball team had a perfect 100 percent GSR score for the fifth consecutive year and its graduation figure was 22 points higher than the Division I average (100 to 78 percent).



THON HOOPS GAME RAISES \$12,650

The 2017-18 THON Hoops game raised \$12,650 for the [Penn State Dance Marathon \(THON\)](#) as all student ticket sales from the January 27 game benefited the organization. Children from Four Diamonds who attended the game at the Bryce Jordan Center were invited to a fun postgame event with some of the Nittany Lions. Read more about the THON Hoops game here: [gopsu.info/THONHoops1718](#). First organized in 1973 as a way for students to give back to their community, THON has raised more than \$147 million and helped more than 3,700 families.

EVERY DAY OF THE WEEK

Penn State's 2017-18 schedule has the Nittany Lions playing at least one scheduled basketball game on every day of the week during the 2017-18 season, including, for the first time, Big Ten games that span the week. The Nittany Lions played their first Thursday game of the season at Ohio State January 25 (W, 82-79). Penn State played host to Northwestern for its first-ever Friday night conference home game vs. Northwestern January 5 (W, 78-63).

To date, Penn State has played six games on Fridays (5-1) and Saturdays (5-1) records and four games on Tuesdays (1-3).

AND FIVE TIMES ON SUNDAY

Five Nittany Lion games are slated for Sundays, with two wins during the nonconference portion of the schedule over Farleigh Dickinson (11/12) in the BJC and at George Mason (12/17).

The remaining three Sunday games, beginning with the contest vs. the Illini, are against league opponents, take place on consecutive weekends in February, and all are on the road (2/11 at Illinois, 2/18 at Purdue and 2/25 at Nebraska).

20-POINT TANDEM

Sophomores Tony Carr and Lamar Stevens had teamed up for four games with each having 20-plus point efforts with two in 2016-17 and two so far in 2017-18

Against Nebraska, Stevens and Mike Watkins added their names and Carr and Watkins paired for another entry on the list of now six Penn State games with two 20-point scorers on the 2017-18 roster.

Date	Opp	Pts.	Nittany Lions
1/15/18	Minnesota (ot)	33	Tony Carr
		20	Mike Watkins
1/12/18	Nebraska (ot)	26	Lamar Stevens
		20	Mike Watkins
1/9/18	at Indiana	28	Tony Carr
		20	Lamar Stevens
11/21/17	vs. Texas A&M	31	Tony Carr
		25	Lamar Stevens
2/1/17	at Indiana (3ot)	26	Lamar Stevens
		24	Tony Carr
11/13/16	Duquesne	24	Lamar Stevens
		20	Tony Carr

When Carr and Stevens recorded their 20-plus points in November 2016, it marked the first time since March 15, 1989 that two Penn State freshmen posted 20 or more points in the same game (Freddie Barnes-24 & Monroe Brown-32 vs. Murray State in the opening round of the NIT).

PLAYER ACCOMPLISHMENTS

Scoring 10+	14-15	15-16	16-17	17-18	Car
Shep Garner	15	23	21	11	70
Tony Carr			26*	22	48
Lamar Stevens			21	22	43
Mike Watkins			16	18	34
Josh Reaves		6	6	14	26
Julian Moore	1	3	1		5
Satchel Pierce			--	1	3
Nazeer Bostick			--	3	3
Jamari Wheeler				1	1
Deivis Zemgulis		1	--		1

Rebounds 10+	14-15	15-16	16-17	17-18	Car
Mike Watkins			9	12	21
Tony Carr			2		2
Lamar Stevens			--	2	2
Josh Reaves		1	--	1	2
Julian Moore	--	1	--		1

DOUBLE-DOUBLES	16-17	17-18	Car
Mike Watkins	8*	11	19
Tony Carr	2		2
Lamar Stevens	--	2	2
Josh Reaves		1	1

Points 20+	14-15	15-16	16-17	17-18	Car
Shep Garner		10	5	2	17
Tony Carr			7	9	16
Lamar Stevens			5	8	13
Mike Watkins			1	3	4
Josh Reaves			2		2

Points 30+	14-15	15-16	16-17	17-18	Car
Tony Carr			--	3	3
Lamar Stevens			--	1	1
Shep Garner		1	--		1

LED TEAM IN

SCORING	14-15	15-16	16-17	17-18	Car
Shep Garner	1	11	7	3	22
Tony Carr			8	12	20
Lamar Stevens			8	7	15
Mike Watkins			4	3	7
Josh Reaves			3		3
Jamari Wheeler			--	1	1
Nazeer Bostick			--	1	1
Julian Moore		1			1
Satchel Pierce			--		1 ^{VT}

REBOUNDING	14-15	15-16	16-17	17-18	Car
Mike Watkins			21	14	35
Lamar Stevens			7	5	12
Tony Carr			7	2	9
Josh Reaves		2	2	4	8
Shep Garner	2	4	2		8
Julian Moore		5	2		7
Jamari Wheeler			--	2	2
Deivis Zemgulis		1	--		1

ASSISTS	14-15	15-16	16-17	17-18	Car
Shep Garner	12	22	6	2	42
Tony Carr			23	17	40
Josh Reaves		9	6	6	21
Lamar Stevens			2	1	3
Jamari Wheeler			--	3	3
Julian Moore		2	--		2
Mike Watkins			1		1

BLOCKS	14-15	15-16	16-17	17-18	Car
Mike Watkins			27	20	47
Julian Moore	3	5	5	2	17
Lamar Stevens			5	7	12
Josh Reaves		6	5		11
Tony Carr			1	1	2
Nazeer Bostick			1	1	2

STEALS	14-15	15-16	16-17	17-18	Car
Josh Reaves		10	18	10	38
Shep Garner	8	15	8	2	33
Lamar Stevens			7	3	10
Jamari Wheeler			--	9	9
Mike Watkins			5	4	9
Tony Carr			4	3	7
Nazeer Bostick			2	2	4
Julian Moore		2			2

*Penn State freshman record

NUMBER NINE, NUMBER NINE

Nine teams now, in 2017-18, have been held to fewer than 60 points by the defensive-minded Nittany Lions. Iowa scored 58 points, its lowest point total in the Big Ten this year.

Penn State allowed the Scarlet Knights only 43 points, tying the low scoring total by an opponent this season. Coppin State had 43 points (12/30/17) in the final nonconference game.

Twice this season Penn State has kept back-to-back opponents from scoring more than 60 points as it allowed George Washington and George Mason only 54 points each. In November, the Nittany Lions held Fairleigh Dickinson and Montana to 57 points. Coppin State (43), Rutgers (43) and Oral Roberts (48) were kept below 50 points.

Penn State is 12-1 in 2017-18 and was 11-0 in 2016-17 when keeping its opponents below 70 points. All six Big Ten wins in 2016-17 came when opponents were kept at or below 70 with two teams held under 60 points.

AND UNDER 40

Penn State added another win to its in 2017-18 record, now 11-0, when holding an opponent under 40 percent shooting from the field. The Nittany Lions are 66-18 in the coach Patrick Chambers era.

The Nittany Lions were 9-1 in 2016-17 when holding opponents under 40 percent shooting from the field. The lone loss was to then-No. 14 Purdue, which shot 39.7 percent Feb. 21 in the BJC.

MARGINS OF EXCELLENCE

In the Patrick Chambers era, steady progress has been made in increasing the Nittany Lions' scoring and rebounding averages. In the most recent NCAA statistical rankings, Penn State is ranked 52nd for scoring margin of +9.2. Its highest ranking came in December when the Nittany Lions were 35th with a +14.2 scoring margin.

On the rebounding side, the Nittany Lions are ranked 79th with a +3.5 margin.

ON THE BOARDS

Penn State had moved up to 56th in the national rankings in rebound margin with a +5.1 advantage over its opponents this season, and are now at +3.5. In 16 games in which the Nittany Lions have outrebounded their opponents, they are 14-2.

The current rebound margin of +3.5 still ranks as Penn State's highest since the 1995-96 season when the Nittany Lions were +6.1.

Season	# Gms + Reb	PS Reb Avg.	Opp Reb Avg.	Mar
2017-18	16	36.11	32.65	+3.46
2016-17	10	35.4	38.8	-3.4
2015-16	13	34.7	36.0	-1.3
2014-15	18	35.3	35.8	-0.5
2013-14	16	35.2	34.5	+0.7
2012-13	16	34.9	33.5	+1.4
2011-12	19	33.9	32.0	+1.9

PENN STATE CAREER 20-PLUS POINT GAMES

Shep Garner (17)

30 at Boston College, 12/2/2015
26 vs. Columbia, 11/17/2017
26 vs. Colorado, 12/22/2015
25 vs. Albany, 11/11/2016
25 vs. Ohio State, 3/10/2016
24 vs. Rutgers, 2/4/2017
22 at Northwestern, 1/20/18
22 vs. Illinois, 3/6/2016
22 at Michigan State, 2/28/2016
22 vs. Nebraska, 2/25/2016
22 vs. Michigan (MSG), 1/30/2016
22 at George Washington, 12/8/2015
21 vs. St. John's, 12/18/2016
20 vs. Minnesota, 1/5/2016
20 vs. Cincinnati, 11/20/2016
20 vs. Ohio State, 2/28/2017
20 at Rutgers, 2/20/2016

Tony Carr (16)

33 vs. Minnesota (ot), 1/15/2018 ##
33 vs. Campbell, 11/10/2017
31 vs. Texas A&M, 11/21/2017 **
29 at N.C. State, 11/29/2017
28 at Michigan State, 1/31/18
28 at Ohio State, 1/25/2018
28 at Indiana, 1/9/2018 **
24 vs. Indiana, 1/18/2017 >>
23 at Indiana (3ot), 2/1/2017
21 vs. Coppin State, 12/30/2017
21 vs. Purdue, 2/21/2017
21 vs. Ohio State, 2/28/2017
20 vs. Fairleigh Dickinson, 11/12/2017
20 at Minnesota, 2/25/2017
20 vs. Duke, 11/19/2016
20 vs. Duquesne, 11/13/2016 >>

Lamar Stevens (13)

30 vs. Northwestern, 1/5/2018
26 vs. Nebraska, 1/12/2018
26 at Indiana (3ot), 2/1/2017 >>
25 vs. Maryland, 2/7/2018
25 vs. Montana, 11/15/2017
25 vs. Texas A&M, 11/21/2017 **
25 vs. Maryland, 2/7/2017
24 vs. Duquesne, 11/13/2016 >>
23 at George Mason, 12/17/17
22 at Iowa, 12/2/2017
21 at Illinois, 2/11/2017
20 at Indiana, 1/9/2018 **
20 vs. Morgan State, 12/21/2016

Mike Watkins (4)

22 vs. Wisconsin, 12/4/2017
20 vs. Minnesota (ot), 1/15/2018 ##
20 vs. Nebraska, 1/12/2018 ^^
20 at George Washington, 11/26/2016

Josh Reaves (2)

25 at Iowa, 3/5/2017
22 vs. Northwestern, 12/27/2016

Carr & Watkins scored 20+ points in same game, 2017-18
^^ Stevens & Watkins scored 20+ points in same game, 2017-18
** Carr & Stevens scored 20+ points in same game, 2017-18
>> Carr & Stevens scored 20+ points in same game 2016-17

PENN STATE CAREER 30-PLUS POINT GAMES

Tony Carr (3)

33 vs. Minnesota (ot), 1/15/2018
33 vs. Campbell, 11/10/2017
31 vs. Texas A&M, 11/21/2017

Shep Garner (1)

30 at Boston College, 12/2/2015

Lamar Stevens (1)

30 vs. Northwestern, 1/5/2018



NEW FACES, THE SEQUEL

Coach Patrick Chambers and the Penn State Men's Basketball program welcomed new Nittany Lions Myles Dread and Rasir Bolton to the family on November 8 when the pair signed their National Letters of Intent to enroll at Penn State and play for the Nittany Lions. The full press release is available here: gopsu.info/MBBDreadBolton.

NITTANY LIONS RECORD WHEN

At home	13-3
On road	3-5
Neutral	1-1
vs. Top-25 teams	1-2
Leading at the half	17-4
Trailing at the half	0-5
Lead w/ 5:00 to play	16-2
Trail w/ 5:00 to play	0-6
Tied w/ 5:00 to play	1-1
In overtime(s)	1-1
Wearing white (at home)	12-2
Wearing white (as visiting team)	0-1
Wearing gray	0-1
Wearing blue	4-5
Wearing pink and black	1-0
Game decided by 1-5 pts	4-3
Game decided by 6-10 pts	0-4
Game decided 11-15 pts	5-2
Game decided by 16+ pts	8-0
PSU scores < 60 points	--
PSU scores 60-69 pts	1-4
PSU scores 70-79 pts	8-3
PSU scores 80-89 pts	8-2
PSU scores 90+ pts	--
PSU scores 100+ pts	--
Opp. scores < 60 pts	9-0
Opp. scores 60-69 pts	3-1
Opp. scores 70-79 pts	5-5
Opp. scores 80-89 pts	0-1
Opp. scores 90-99 pts	0-2
Opp. scores 100+ pts	--
1 PSU player scores 10+	--
2 PSU players score 10+	1-3
3 PSU players score 10+	5-4
4 PSU players score 10+	6-1
5 PSU players score 10+	4-1
6 PSU players score 10+	1-0
PSU outrebounds opp.	14-2
Opp. outrebounds PSU	3-6
Rebounds are equal	0-1
PSU has more turnovers	5-6
Opp. has more turnovers	10-3
Turnovers are equal	2-0
FG% over 40%	15-7
FG% less than 40%	2-2
Opp. FG% over 40%	6-9
Opp. FG% less than 40%	11-0
PSU outshoots opp.	13-3
Opp. outshoots PSU	2-6
In November	6-2
In December	5-2
In January	4-5
In February	2-0
In March	--
On Sunday	2-0
On Monday	1-2
On Tuesday	1-3
On Wednesday	2-2
On Thursday	1-0
On Friday	5-1
On Saturday	5-1



THE "CLIMB" CONQUERED

Coach Patrick Chambers led more than 20 members of the "Legion of Blue" student section, the Nittany Lion mascot, media and staff members to the top of Mount Nittany in September.

Tied into the Nittany Lions' social media hashtag #ClimbWithUs, the hike covered 1.2 miles round trip and reached an elevation of 1,900 feet. The top of Mount Nittany offers views of the Bryce Jordan Center, Beaver Stadium, the University Park campus and State College.

POINTS RISING

Just one of the indicators of Penn State's increase in its offensive output was the setting of the program's record for points scored in the Big Ten (1,262) and finish in the top 10 for total points (2,367) in 2016-17.

In comparing the season's figures after 26 games, the current 76.2 points per game average is the highest at this point in the season and a 14.4-point difference from Chambers' first season in 2011-12.

Season	Record	FG%	Scoring	
			26-game Avg.	Final Avg.
2017-18	17-9	47.0	76.2	
2016-17	14-12	42.0	72.5	71.7
2015-16	13-13	40.9	65.5	65.8
2014-15	15-11	43.0	68.1	66.9
2013-14	13-13	43.7	73.5	70.9
2012-13	8-18	38.8	61.2	61.6
2011-12	11-15	38.7	61.8	61.8

THREES HIGHER

The Nittany Lions had their highest three-point field goal total in the Patrick Chambers' era with 14 against Coppin State, one shy of the program-record 15 (Hartford, 2008; Purdue 2001).

When Penn State had 12 three-pointers at Iowa (12/2/17), it was the highest total for the Nittany Lions in a Big Ten game since connecting on 14 vs. Northwestern in the BJC during the 2004-05 season. It also matched the high mark for threes in a conference road game, previously recorded at Northwestern on February 8, 1998.

Since the 2011-12 season, Penn State has had 33 games with nine or more three-point field goals and since 2015-16 has registered 14 games with 10 or more three-point field goals.

Here's a look at the Nittany Lions' highest single-game totals since 2011-12:

No.	Opponent	Date
1. 14	vs. Coppin State	12/30/17.
2. 13	vs. St. John's	12/18/16.
3. 12	at Iowa *	12/2/17.
4. 11	at Ohio State *	1/25/18.
11	Indiana (3ot) *	2/1/17.
11	Colgate	11/23/16.
11	Nebraska *	2/25/16.
11	Youngstown State	11/23/11.
9. 10	12x, last vs. Binghamton	12/19/17.
22. 9	14x, last vs. Maryland *	2/7/18.

*Big Ten game

ACCURACY, TOO

Three of the top five 3-point field goal percentages in the Chambers' era have occurred in 2017-18, including the school record 78.6 percent (11-14) at Ohio State (1/25/18).

The 78.6 percent is the highest in the Big Ten this season, best in a conference game and is the second-highest in NCAA D-1 this season behind only Evansville (12-15, 80%) at Bowling Green (12/5/2017).

Pct.	3FG-A	Opponent	Date
1. * 78.6	11-14	at Ohio State	1/25/18.
2. 58.8	10-17	Binghamton	12/19/17.
3. 56.5	13-23	vs. St. John's	12/18/16.
4. 53.5	8-14	Bucknell	11/28/14.
5. 52.2	12-23	at Iowa	12/2/17.

* Penn State single-game record

GARNER APPROACHING TOP 10

Shep Garner's 22 points at Northwestern put the senior guard from Chester, Pa., over the 1,400-point mark for career points. Garner needs just 16 points to move into the top 10 of Penn State's all-time scoring list. He currently has 1,443 career points and moved up 10 spots this season after finishing his junior season at No. 21.

	PTS	FGM	3FG	FTM	
1.	2,213	722	317	452	Talor Battle, 2008-11
2.	2,138	738		662	Jesse Arnelles, 1952-55
3.	1,986	615	308	448	Joe Crispin, 1998-01
10.	1,459	532	172	224	Tom Hovasse, 1986-89
11.	1,443	473	289	208	S.Garner, 2014-present
12.	1,372	539	6	288	Jarrett Stephens, 1996-00

FOR THREEEEEEEE.....

Garner is also moving up the Nittany Lions' rankings for career three-point field goals made. Garner connected on 82 treys in 2016-17, which placed him 10th on the single-season list. With 289 in his career, Garner has a hold on the No. 4 spot. He also ranks fourth for Penn State in all-time attempts with 788. With his 289 career made three-pointers, Garner ranks seventh on the NCAA D-I active career leader list.

CAREER 3-POINT FIELD GOALS

	3FG	3FGA	PCT	
1.	332	829	40.0	Pete Lisicky, 1994-98
2.	317	930	34.1	Talor Battle, 2008-11
3.	308	885	34.8	Joe Crispin, 1998-2001
4.	289	788	36.7	Shep Garner, 2014-present

COUNTING 500 & MORE

Redshirt sophomore Mike Watkins became only the second sophomore in Penn State basketball history to achieve 500 career rebounds and is currently behind Nittany Lion great Jesse Arnelles who had 525 rebounds after his first two years.

Arnelles, who played both football and basketball for Penn State, still holds the PSU career record for rebounds with 1,238.

SOPHOMORE 2-YEAR CAREER REBOUND TOTALS

	TOT	SO.	FR.	Nittany Lion, Seasons
1.	525	^271	254	Jesse Arnelles, 1951-52* 52-53
2.	509	242	#267	Mike Watkins, 2016-18
3.	414	225	189	Geary Claxton, 2004-06
4.	396	214	182	Mike Lang, 1979-81
5.	374	219	155	Carvin Jefferson, 1975-77

*NCAA granted eligibility to freshmen during Korean War with permanent eligibility granted beginning with the 1972-73 season.

^Sophomore record for rebounds #Freshman record for rebounds

ADD WATKINS AGAIN

Add Mike Watkins' name to the Penn State record book again. When the redshirt sophomore went 9-10 from the field against Iowa, he tied Ed Fogell (9-10 vs. George Washington, 3/2/1988) for a Penn State individual game record for field goal percentage (min. 10 attempts).

The forward also tied Jarrett Stephens for a Penn State field goal percentage in a Big Ten game. Stephens went 9-10 in two league contests, vs. Purdue (2/1/1997) and vs. Minnesota (2/5/1997) four days later.

Watkins, who went 8-8 against the Hawkeyes on Feb. 3 before missing his first field goal, is also listed among the record holders for seven attempts when he went 8-8 vs. Iowa in the final regular-season game of 2016-17 (3/5/17).

STAYING ON TOP

Mike Watkins not only set the Penn State freshman mark for rebounds, he also claimed the top spot for career field goal percentage at 59.0 percent following his rookie campaign. With an accuracy of 69.3 from the field so far this season, Watkins has moved to a 63.9 field goal percentage for his career.

NCAA / Big Ten Statistical Rankings top 80 // games through 2-8-2018

TEAM	NCAA Rank	BT Rank
Total Blocks	143	10
Blocked Shots Per Game	5.5	14
Total Steals	201	21
Steals Per Game	7.7	35
3-Point Field Goal Pct.	38.0	63
Scoring Margin	9.2	52
Scoring Defense	66.9	54
Turnover Margin	1.8	70
Total Rebounds	939	65
Field Goal Percentage	47.0	67
Rebound Margin	3.5	79

INDIVIDUAL	NCAA	BT
Field Goal Percentage		
Mike Watkins	69.4	4
Steals Per Game		
Josh Reaves	2.33	12
Total Blocks		
Mike Watkins	65	14
Defensive Rebounds Per Game		
Mike Watkins	7.56	15
Blocked Shots Per Game		
Mike Watkins	2.60	18
Double Doubles		
Mike Watkins	11	21
Total Rebounds		
Mike Watkins	242	21
Rebounds Per Game		
Mike Watkins	9.7	24
Total Steals		
Josh Reaves	49	27
3-pt. FG Made		
Shep Garner	73	31
Assist to Turnover Ratio		
Josh Reaves	2.69	35
Total Points		
Tony Carr	464	58
3-pt. FG Made Per Game		
Shep Garner	2.81	61
Points Per Game		
Tony Carr	19.3	64
3-pt. FG Percentage		
Shep Garner	41.0	64
Total Field Goals Made		
Lamar Stevens	158	72
Tony Carr	157	77
Assists Per Game		
Tony Carr	4.9	77
Total Assists		
Tony Carr	117	80



BASKETBALL IN THE BAHAMAS

Penn State traveled to the Bahamas for its foreign tour trip during the summer of 2017. While the Nittany Lions went 2-0 on their trip, including a double-overtime thriller in the first contest, they also got to experience some of the activities and culture of the islands. Coach Chambers, staff members and several players conducted a clinic on a nearby island on one of the first days after arrival.

NCAA champion, Olympian and Penn State alumnus Mike Sands, who now serves as the president of the Bahamas Association of Athletic Associations, was on hand for in the Nittany Lions' first win and visited with members of the coaching staff after the game.

An afternoon of snorkeling off the coast was scheduled as a break from practices and games and the team also met a group of elaborately costumed Junkanoo musicians playing traditional rhythms with trumpets, drums and percussion instruments.

Watkins reached the minimum number of field goals made (240) in the Minnesota game to qualify for the NCAA Division I career leaders list. In the most recent NCAA statistics update, through games of February 8, Watkins ranks third.

PENN STATE CAREER FG PERCENTAGE

	PCT	FGM	FGA	
1.	63.9	264	413	Mike Watkins, 2016-present
2.	58.3	539	924	Jarrett Stephens, 1996-00
3.	54.6	301	551	Andrew Jones, 2008-11
4.	54.2	162	299	Sasa Borovnjak, 2009-13
5.	53.9	489	907	Ed Fogell, 1986-90

TAKING ANOTHER TOP SPOT

Watkins' season field goal percentage of 69.3 (136-196) also gives him the top spot on the Nittany Lions' season percentage chart. His rookie year percentage of 59.0 ranks seventh.

PENN STATE SEASON FG PERCENTAGE

	PCT	FGM	FGA	
1.	69.4	136	196	Mike Watkins, 2018
2.	64.0	165	258	Jarrett Stephens, 1998
3.	62.6	67	107	Eric Carr, 1992
4.	60.8	191	314	Ed Fogell, 1990
5.	60.3	70	116	Brandon Hassell, 2007
6.	60.1	131	218	Frank Brickowski, 1981
7.	59.0	128	217	Mike Watkins, 2017

SWAT-KINS

With his second of four blocks against Rider, Mike Watkins moved into the No. 3 spot on Penn State's career blocked shots list. The Philadelphia, Pa., native, who contributed 90 blocked shots to Penn State's record team total of 182 in 2016-17, now has 155 for his career. Among the NCAA Division I active career leaders, he is seventh with 2.67 per game and his 155 total ranks 23rd.

CAREER BLOCKED SHOTS

	BLK	BPG	
1.	428	3.8	Calvin Booth, 1995-99
2.	191	2.3	John Amaechi, 1993-95
3.	155	2.67	Mike Watkins, 2017-present

BLOCK PARTY

Redshirt sophomore Mike Watkins has 65 of the Nittany Lions' 143 blocked shots on the year, a total that has Penn State ranked 10th nationally for total blocked shots and 14th for blocked shots per game (5.5).

His 2017-18 numbers place him 16th nationally with 65 blocks and 2.67 per game (No. 18).

REAVES, PRINCE OF THIEVES

Junior Josh Reaves currently ranks in the NCAA top 30 individually for total steals (27th-49) and top 15 for steals per game (12th-2.33). His defensive contributions have helped Penn State to a No. 21 national ranking in total steals and No. 35 spot in steals per game.

With four steals against Rutgers, Reaves moved into the 10th spot on Penn State's all-time steals list. He is now tied with Talor Battle with 145 for the No. 9 spot on the PSU career list. His 1.91 career per game average places him 18th on the NCAA list of active career leaders.

Reaves had 60 steals in 2016-17, a total just on the outside of Penn State's single-season chart at 11th, quite an accomplishment since Reaves missed six games to start the season.

DOUBLING UP, AGAIN

Josh Reaves (10 pts, 13 rebounds) and Lamar Stevens (10 pts, 11 reb) recorded the latest instance of two Nittany Lions with double-doubles in the same game vs. Rider (12/22). Stevens and Watkins teamed up for the feat at George Mason (12/17). Penn State now has had 33 instances of two players recording double-doubles in the same game.

The double-double statistics date back to the 1976-77 season and in that time period, only one known game with three players with double-doubles has occurred. Carvin Jefferson (16 pts, 10 reb), Steve Kuhn (14 pts, 11 reb) and Chris Ericksen (14 pts, 19 reb) all had double-doubles vs. Memphis State (12/17/1976).

MINUTE BY MINUTE

An injury at the end of 2016-17 sidelined sophomore guard Nazeer Bostick for the remainder of the season, just as his minutes on the floor were increasing. Bostick has three starts, has been first off the bench in eight games and has connected on six threes this season.

The Philadelphia, Pa., native had his first career start against Columbia (11/17) and played a career-high 35 minutes, producing 10 points and a career-best eight rebounds. Against Pittsburgh, he had 10 points with four assists and four steals with no turnovers. He shared the team scoring lead with Jamari Wheeler with 14 points against Oral Roberts (11-24).

Bostick had consecutive games recording his Big Ten career best in points with eight vs. Minnesota and tying that total with eight at Northwestern.

Coach Patrick Chambers noted in his media availability sessions that Bostick has been an all-star in his role.

KING WHEELER

Freshman Jamari Wheeler has provided a spark for the Nittany Lions, playing in all 25 games (16.9 minutes per game) and earning three-straight starts against Nebraska, Minnesota and at Northwestern. He is second in the Big Ten with 40 steals behind teammate Josh Reaves after leading that category in January.

The Live Oak, Fla., native tied his career-best with seven rebounds vs. Coppin State and had a career-best and team season-high six steals at George Mason. In Big Ten play, he has had two games with four points and had a league game career-best with five rebounds vs. Nebraska.

Wheeler has led the Nittany Lions in steals nine times this year with team-leading totals in assists three times, rebounds twice and scoring once.

CARR'S FRESHMAN 26

Tony Carr scored in double figures 26 times during his freshman season -- another Penn State rookie record to his credit. In addition to his 139 assists in 2016-17, he topped Jesse Arnelle (23) for most games with 10 or more points in a freshman season.

CARR'S FRESHMAN 28

When Carr was asked during media day if he had gained 28 pounds in the offseason, the Philadelphia, Pa., native was quick to quip that he gained 28 pounds of *muscle* to his frame, now weighing in, literally, at 204 for his sophomore season.

COACHES VS. CANCER SHOES & TIE AUCTION

The sneakers and tie worn by Penn State coach Patrick Chambers during the wins at No. 13 Ohio State (1/25/18) and vs. Rutgers (1/27/18) were auctioned by the American Cancer Society following the Coaches Vs. Cancer "Suits and Sneakers Week."

The Penn State men's basketball staff joined thousands of coaches across the country to support the cause.

The sneakers and Vineyard Vines tie, which will be signed by Chambers, were included in the first group of items up for bid during the season-long fundraiser.



PHILLY SIX NOW SEVEN

With the addition of freshman John Harrar from Wallingford, seven Nittany Lions on the 2017-18 roster hail from the Philadelphia area. Nazeer Bostick, Tony Carr, Shep Garner and Lamar Stevens represent Roman Catholic High School. Mike Watkins is from The Phelps School and Julian Moore is from Germantown Academy.

THE HEARTBREAKERS

The one-point loss to Ohio State at the BJC on February 28, 2017, was Penn State's seventh Big Ten game decided in overtime or by one possession during the 2016-17 season. Five of the 2016-17 conference losses were decided by five points or less: at Michigan (-3, 69-72); Indiana (-3, 75-78); Rutgers (-2, 68-70); Purdue (-4, 70-74 ot) and Ohio State (-1, 70-71).

NITTANY LION RETURNS

Penn State men's basketball coach Patrick Chambers announced in December 2017 that alumnus and four-year Nittany Lion letterman, Jarrett Stephens '00, will be working with the program as a consultant.

Stephens, who played from 1996-2000, will assist student-athletes in student development areas, which include life skills development, the transition from high school to college, life after college, and community engagement.

Stephens completed his Penn State career at No. 5 on the Nittany Lions' all-time scoring list with 1,372 career points and was eighth with 703 career rebounds. He held the top spot in career field goal percentage at 58.3 for 17 years until current redshirt sophomore forward Mike Watkins claimed the No. 1 spot following the 2016-17 season.

Penn State's first-ever consensus first-team All-Big Ten selection, Stephens was an All-Big Ten Tournament and All-NIT Finals pick as well as a USWBA All-Region choice. Following his collegiate career, Stephens played professionally for nearly a decade with teams in Europe and South America.


SCORE BY THE NUMBERS

Five of the six top scorers from a year ago return for Penn State in 2017-18, accounting for 77 percent of the team's total points last season. The 2016-17 freshman trio of Tony Carr (13.2 ppg), Lamar Stevens (12.7 ppg) and Mike Watkins (7.7 ppg) contributed nearly half of the points.

TOPS IN TURNOVERS

Penn State led the Big Ten in forced turnovers in 2016-17. PSU opponents averaged 14.8 turnovers on the season and 14.5 in Big Ten play. Opponents had the same or more turnovers in all but four games.

Image: JoonasSuotamo instagram



CHEWBACCA... THE NITTANY LION

When Nittany Lion basketball student-athlete Joonas Suotamo included in his profile information that his dream job would be "any part of the movie industry," he probably would have not believed he'd be playing one of the most recognizable roles of all time. When looking to cast for Chewbacca, Disney contacted the Finnish basketball team and found the perfect fit in Suotamo. The former forward is in two franchise movies, including the highest-grossing film (U.S.) of 2017 and ninth-highest grossing film of all time, "Star Wars: The Last Jedi," and "Solo: A Star Wars Story," opening May of 2018.

Check out this USA Today article to learn five things about Joonas Suotamo: [gopsu.info/USAToday5ThingsAboutJoonas](https://www.usatoday.com/story/sports/nba/2018/05/01/joonas-suotamo-chewbacca/1091117001/). The 2008 Penn State film studies graduate was also featured in this *Pittsburgh Post-Gazette* article [gopsu.info/PPG_walkingcarpet](https://www.post-gazette.com/stories/local/ppg-walkingcarpet/2018-05-01/).

RETURNING FIREPOWER

Penn State is one of 16 teams in the nation that returned 70 percent or more of its scoring, rebounding and assists from 2016-17.

Team	2016-17 Percentages		
	Pts	Reb	Assts
Bradley	96.8	95.8	98.4
Colgate	93	93.5	90.1
Cornell			
Hawai'i	71	75	77
Idaho	84.8	74.6	81.5
Iowa	73.7	82	77
Minnesota	87.1	91.8	90.9
Navy	82	73	87
No. Kentucky	77	84	84
Oakland	82	82	82
Penn State	80.8	87.8	81.8
Saint Joseph's	89	82	88
Seton Hall	90.5	89.8	72
SFA	75	84.1	70.7
USC	97.9	96.6	99.3
Wichita State	91.2	91.2	83.5

ROOKIE MAJORITY

Penn State's 2016-17 season-opening lineup featured three players with freshman eligibility: Tony Carr, Lamar Stevens and Mike Watkins. It was the first time in program history three rookies have started in the season opener, and the first time at least three freshmen have started in any game since the final three games of the 2007-08 season.

The 2016-17 season opener was the third consecutive featuring at least one true freshman in the starting lineup with Josh Reaves starting last season and Shep Garner in 2014-15.

Chambers' starting five at Indiana included four players with sophomore eligibility and one senior. In three games, Nebraska (1/12), Minnesota (1/15) and Northwestern (1/20), the Nittany Lion starters included three sophomores, a freshman and a senior.

SHARE THE LOVE

Seven players led the team in scoring at least once in 2016-17 and six players combined for 24 outings with 20 or more points. According to research conducted by Memphis, Penn State, UMass and Memphis were the only schools with six players to tally at least 20 points in a game in 2016-17.

RANKED FOES TESTED IN BJC

Penn State won four-consecutive games against ranked teams in the Bryce Jordan Center: No. 21 Maryland (2/7/2017), No. 24 Minnesota (1/14/2017), No. 4 Iowa (2/17/16) and No. 22 Indiana (2/6/2016).

Seven of Chambers' nine wins over ranked teams have come in front of a home crowd at the BJC.

NEW TO THE NITTANY LIONS

Four teams, Oral Roberts, Binghamton, Campbell and Montana, were first-time opponents for Penn State. The Nittany Lions went 4-0 against first-time opponents after defeating Campbell in the opener and Montana and Oral Roberts in the Legends Classic University Park Regional games. Coach Chambers faced Binghamton four times at Boston University with now has a 5-0 record against the Bearcats after Penn State's December 19 win.

NEW PLACES

Penn State guard and alumnus Tim Frazier (2009-14), who spent the 2016-17 season with the NBA's New Orleans Pelicans, was acquired by the Washington Wizards on the eve of the league's 2017 draft. In his final 15 games of last season, he dished out 76 assists while only committing 10 turnovers. Nittany Lion D.J. Newbill inked a new contract for 2017-18 and will play with the NBL's New Zealand Sky City Breakers.

Other Nittany Lion alumni will compete for new teams this year as Talor Battle is now with Petrol Olimpija in Ljubljana, Slovenia and both Brandon Taylor (Jamtland, Sweden) and Donovan Jack (Bayer Giants Leverkusen) signed with new clubs in August.

THE PENN STATE COACHES SHOW PRESENTED BY PEPSI

"The Penn State Coaches Show Featuring Patrick Chambers Presented by Pepsi" is broadcast live on 40-plus affiliates and on LionVision on GoPSUsports.com. Fans are welcome to attend in person or listen live on LionVision on GoPSUsports.com.

UPCOMING SHOW SCHEDULE

Thurs., Feb. 15 (OSU at 8)	6:05 p.m.
Thurs., Feb 22	6:05 p.m.
Mon., Feb. 26	6:05 p.m.

In addition to Chambers, "The Penn State Coaches Show" will include segments with various coaches from other Penn State teams and athletics administrators. Guests of "The Penn State Coaches Show Presented by Pepsi" will answer questions from fans at Primanti Bros. and online. Fans can submit questions at www.GoPSUsports.com/askthecoach.

Steve Jones, the radio play-by-play voice of the Nittany Lion basketball and football teams, is host of "The Penn State Coaches Show Presented by Pepsi" and will be joined by Roger Corey, who also hosts the Penn State Sports Network's football pre-game Tailgate Show. Jeff Tarman is the producer of the show.

"The Penn State Coaches Show Featuring Patrick Chambers Presented by Pepsi" can be heard live on stations throughout Pennsylvania as well as New York City. Games and all programs are available live and as encore broadcasts for free online and on the GoPSUsports mobile app.

The Penn State Sports Network is syndicated by Penn State Sports Properties, a property of Learfield Sports.

Catch the encore presentations here:

- Nov. 30 -- gopsu.info/MBBCoachesShow1130
- Dec. 7 -- gopsu.info/MBBCoachesShow127
- Dec. 14 -- gopsu.info/MBBCoachesShow1214
- Dec. 21 -- gopsu.info/MBBCoachesShow1221
- Jan. 4 -- gopsu.info/MBBCoachesShow14
- Jan. 11 -- gopsu.info/MBBCoachesShow11118
- Jan. 18 -- gopsu.info/MBBCoachesShow11818
- Jan. 22 -- gopsu.info/MBBCoachesShow12218
- Feb. 1 -- gopsu.info/MBBCoachesShow2118
- Feb. 8 -- gopsu.info/MBBCoachesShow2818

More than 40 radio stations in Pennsylvania and New York will carry Nittany Lion Basketball games during the 2017-18 season. Radio announcer Steve Jones, in his 36th year with Penn State, will handle the play-by-play with USBWA Hall of Famer Dick Jerardi of the Philadelphia Daily News serving as analyst. Broadcasts begin 30 minutes prior to tip-off with the "Penn State Bookstore Pre-game Show." Broadcasts conclude with the PA Propane Association Postgame Show post-game show featuring coach and player interviews, game statistics and scores from around the nation.

Broadcasts are also available on SiriusXM with channels for each game announced in game notes. A station carrying a partial schedule is denoted with an asterisk (*).

City/Market	Station	Signal
Allentown/ Bethlehem/		
Easton*	WAEB	790-AM
Altoona	WVAM	1430-AM
Apollo	WAVL	910-AM
Avoca	WILK	103.1-FM
Bedford	WAYC	1600-AM
Bradford	WAGL	103.9-FM
Bradford	WAGL	99.1-FM
Clarion	WCCR	92.7-FM
Clearfield	WCPA	900-AM
Corry	WWCB	1370-AM
Coudersport	WAGL	103.9-FM
Coudersport	WAGL	99.1-FM
Erie	WPSE	1450-AM
Erie	WPSE	107.1-FM
Greensburg	WAVL	98.7-FM
Harrisburg	Sports Radio	96.5-FM
Harrisburg	Sports Radio	95.3-FM
Harrisburg	Sports Radio	1400-AM
Harrisburg	Sports Radio	93.5-FM (HD)
Hazleton	WKZN	1300-AM
Kane	WAGL	103.9-FM
Kane	WAGL	99.1-FM
Lansdale	WNPV	1440-AM
Lebanon	WLBR	1270-AM
Lewistown	WLIU	670-AM
Lewistown	WLIU	92.9-FM
New York Metro*	WVNJ	1160-AM
Oil City	WKQW	96.3-FM
Oil City	WKQW	1120-AM
Philadelphia	WNTP	990-AM
Philadelphia (if conflicts on WNTP)	WFIL	560-AM
Pittsburgh	WPIT	96.5-FM
Pittsburgh	WPIT	740-AM
Pottsville	WPPA	1360-AM
Reading	WIOV	1240-AM
Reading	WIOV	98.5-FM
Scranton	WBZU	910-AM
Smethport	WAGL	103.9-FM
Smethport	WAGL	99.1-FM
State College	WQWK	1450-AM
Sunbury	WKOK	1070-AM
Towanda	WTTC	1550-AM
Troy	WTZN	1310-AM
Tyrone	WTRN	1340-AM
Tyrone	WTRN	100.7-FM
Wilkes-Barre	WILK	980-AM
Williamsport	WRAC	1400-AM
York / Red Lion	WGDL	1440-AM

2017-18 GAME-BY-GAME COMPARISONS

Team	Result	FG-A	Pct.	3FG-A	Pct.	FT-A	Pct.	O	D	Tot	PF-DQ	A	TO	B	S	1H	2H	OT	F	Mar	
Campbell		25-62	.403	6-23	.261	19-23	.826	11	26	37	27	8	18	8	5	28	47	--	75		
Penn State	W 86-75	24-65	.369	5-19	.263	33-41	.805	15	29	44	+7	24	11	14	4	8	36	50	--	86	+11
Fairleigh Dickinson		20-47	.426	5-10	.500	12-18	.667	4	22	26	21	11	31	3	8	29	28	--	57		
Penn State	W 81-57	30-67	.448	4-16	.250	17-22	.773	18	24	42	+16	18	17	23	5	18	45	36	--	81	+24
Montana		22-56	.393	6-21	.286	7-15	.467	10	24	34	22	9	15	5	9	29	28	--	57		
Penn State	W 70-57	25-50	.500	6-12	.500	14-24	.583	4	28	32	-2	15	12	15	9	3	24	36	--	70	+13
Columbia		23-59	.390	8-19	.421	11-12	.917	8	25	33	17	12	20	4	3	35	30	--	65		
Penn State	W 79-65	27-65	.415	7-23	.304	18-22	.818	14	28	42	+9	14	11	13	7	10	38	41	--	79	+14
Penn State		34-59	.576	9-22	.409	8-18	.444	10	32	42	15	16	11	5	10	47	38	--	85		
Pittsburgh	W 85-54	18-58	.310	10-29	.345	8-14	.571	10	22	32	+10	21	11	14	0	5	21	33	--	54	+31
Penn State		31-61	.508	5-19	.263	20-28	.714	9	14	23	21	15	10	5	14	40	47	--	87		
#16/19 Texas A&M	L 87-98	33-54	.611	6-12	.500	26-29	.897	9	27	36	-13	21	18	16	5	5	42	56	--	98	+11
Oral Roberts		19-57	.333	6-16	.375	4-7	.571	14	16	30	13	8	18	3	7	19	29	--	48		
Penn State	W 86-48	32-57	.561	9-20	.450	13-19	.684	11	27	38	+8	13	16	10	7	14	38	48	--	86	+38
Penn State		29-67	.433	5-13	.385	15-23	.652	20	23	43	29	12	18	5	8	30	48	--	78		
at N.C. State	L 78-85	25-57	.439	10-16	.625	25-37	.676	13	22	35	+8	21	14	14	7	6	37	48	--	85	+7
Penn State		28-64	.438	12-23	.522	9-11	.818	11	19	30	22	19	14	7	8	39	38	--	77		
at Iowa *	W 77-73	28-55	.509	4-12	.333	13-21	.619	14	25	39	-9	15	16	18	6	5	34	39	--	73	-4
Wisconsin *		23-52	.442	5-11	.455	13-19	.684	8	28	36	23	13	10	4	8	31	33	--	64		
Penn State	L 63-64	20-56	.357	2-14	.143	21-25	.840	10	24	34	-2	16	12	11	13	6	25	38	--	63	-1
George Washington		19-52	.365	2-15	.133	14-20	.700	6	19	25	13	5	16	5	7	19	35	--	54		
Penn State	W 74-54	29-60	.483	7-16	.438	9-16	.563	15	27	42	+17	21	14	15	4	7	48	26	--	74	+20
Penn State		28-57	.491	6-19	.316	10-16	.625	8	28	36	19	13	12	4	11	38	34	--	72		
at George Mason	W 72-54	20-54	.370	0-14	.000	14-17	.824	9	23	32	+4	18	6	15	2	7	18	36	--	54	-18
Binghamton		27-66	.409	9-23	.391	2-5	.400	13	18	31	18	11	15	2	8	36	29	--	65		
Penn State	W 80-65	31-54	.574	10-17	.588	8-15	.533	9	27	36	+5	10	17	17	4	7	39	41	--	80	+15
Rider		26-64	.406	9-27	.333	10-19	.526	10	30	40	20	11	12	2	5	31	40	--	71		
Penn State	L 70-71	26-62	.419	9-23	.391	9-15	.600	10	32	42	+2	19	16	13	12	7	35	35	--	70	-1
Coppin State		14-46	.304	6-20	.300	9-14	.643	4	20	24	18	8	18	2	5	23	20	--	43		
Penn State	W 88-43	28-57	.491	14-28	.500	18-23	.783	11	30	41	+17	11	22	10	4	10	43	45	--	88	+45
Penn State		29-69	.420	9-26	.346	2-4	.500	12	26	38	24	20	6	3	4	34	35	--	69		
at Maryland *	L 69-75	24-53	.453	4-13	.308	23-34	.676	9	29	38	+/- 0	12	13	5	1	2	30	45	--	75	+6
Northwestern *		23-62	.371	11-28	.393	6-6	1.000	10	17	27	21	11	15	2	8	34	29	--	63		
Penn State	W 78-63	30-55	.545	3-13	.231	15-23	.652	12	28	40	+13	11	15	16	8	9	41	37	--	78	+15
Penn State		26-52	.500	6-14	.429	12-18	.667	5	26	31	20	8	14	4	5	31	39	--	70		
at Indiana *	L 70-74	25-62	.403	6-27	.222	18-22	.818	12	24	36	-5	20	14	9	1	6	35	39	--	74	-4
Nebraska *		25-68	.368	9-26	.346	15-24	.625	11	25	36	17	12	7	6	7	24	41	9	74		
Penn State	W 76-74 ot	26-66	.394	7-20	.350	17-24	.708	14	34	48	+12	18	15	14	4	3	33	32	11	76	+2
Minnesota *		35-66	.530	10-17	.588	15-23	.652	9	36	45	14	12	12	3	2	41	33	21	95		
Penn State	L 84-95 ot	33-74	.446	7-22	.318	11-15	.733	8	26	34	-11	18	12	4	5	8	37	37	10	84	-11
Penn State		22-43	.512	7-19	.368	10-12	.833	6	19	25	18	11	14	6	1	35	26	--	61		
at Northwestern *	L 61-70	28-65	.431	5-19	.263	9-14	.643	16	16	32	-7	17	16	7	2	5	33	37	--	70	-9
Penn State		28-48	.583	11-14	.786	15-20	.750	6	15	21	13	10	10	1	2	38	44	--	82		
at Ohio State *	W 82-79	28-50	.560	7-15	.467	16-16	1.000	7	18	25	-4	16	12	11	4	5	37	42	--	79	+3
Rutgers *		16-51	.314	4-17	.235	7-9	.778	2	25	27	15	10	16	3	7	23	20	--	43		
Penn State	W 60-43	24-55	.436	5-18	.278	7-12	.583	9	33	42	+15	13	12	16	5	7	28	32	--	60	+17
Penn State		26-69	.377	7-24	.292	9-11	.818	9	20	29	21	13	8	3	10	30	38	--	68		
at Michigan State *	L 68-76	24-28	.500	8-17	.471	20-25	.800	5	35	40	-11	14	18	16	7	5	24	52	--	76	-8
Iowa *		21-55	.382	1-10	.100	15-22	.682	12	18	30	14	7	13	1	4	28	30	--	58		
Penn State	W 82-58	35-64	.547	5-15	.333	7-10	.700	11	26	37	+7	19	13	11	6	5	47	35	--	82	+24
Maryland *		25-46	.543	9-17	.529	11-14	.786	4	19	23	17	14	14	2	6	35	35	--	70		
Penn State	W 74-70	27-52	.519	9-21	.429	11-18	.611	9	18	27	+4	12	14	10	3	6	41	33	--	74	+4

School record
 2017-18 season high

2017-18 GAME-BY-GAME LEADERS

	OPP.	RESULT	DBL FIG	POINTS	REBOUNDS	ASSISTS	BLOCKS	STEALS
11/10	CAMPBELL	W, 86-75	2	Carr (33)	Carr (9)	Carr (7)	Stevens (2)	Reaves (3)
11/12	FAIRLEIGH DICKINSON	W, 81-57	5	Carr (20)	Reaves (9)	Carr (7)	Watkins (3)	Reaves (4)
11/15	MONTANA	W, 70-57	3	Stevens (25)	Stevens (7)	Garner/Wheeler (3)	Watkins (4)	Stevens (2)
11/17	COLUMBIA	W, 79-65	5	Garner (26)	Watkins (14)	Wheeler (4)	Watkins (6)	Garner/Wheeler (3)
11/20	vs. Pittsburgh	W, 85-54	6	Carr (16)	Stevens (8)	Carr (5)	Watkins (3)	Bostick (4)
11/21	vs. 16/19 Texas A&M	L, 87-98	2	Carr (31)	Stevens (7)	Stevens (5)	Stevens/Watkins (2)	Carr/Reaves (4)
11/24	ORAL ROBERTS	W, 86-48	4	Bostick/Wheeler (14)	Wheeler (7)	Carr (5)	Watkins (3)	Wheeler (5)
11/29	at N.C. State	L, 78-85	3	Carr (29)	Watkins (14)	Reaves (5)	Watkins (2)	Wheeler (3)
12/2	at Iowa*	W, 77-73	4	Stevens (22)	Watkins (7)	Carr (9)	Watkins (3)	Reaves/Stevens (2)
12/4	Wisconsin*	L, 63-64	3	Watkins (22)	Carr (9)	Reaves (5)	Watkins (7)	Carr/Garner (2)
12/9	George Washington	W, 74-54	5	Carr (19)	Watkins (12)	Carr (4)	Watkins (4)	Reaves (3)
12/17	at George Mason	W, 72-54	3	Stevens (23)	Stevens/Watkins (12)	Reaves (4)	Stevens/Watkins (2)	Wheeler (6)
12/19	BINGHAMTON	W, 80-65	5	Stevens (16)	Watkins (11)	Carr (9)	Watkins (3)	Reaves (2)
12/22	RIDER	L, 70-71	5	Garner (18)	Reaves (13)	Reaves (8)	Watkins (4)	Reaves (5)
12/30	COPPIN STATE	W, 88-43	4	Carr (21)	Wheeler (7)	Reaves (7)	Watkins (3)	Reaves (5)
1/2	at Maryland	L, 69-75	3	Watkins (17)	Watkins (17)	Carr (8)	Watkins (2)	Wheeler (3)
1/5	NORTHWESTERN	W, 78-63	3	Stevens (30)	Watkins (17)	Carr/Wheeler (5)	Watkins (4)	Wheeler (3)
1/9	at Indiana	L, 70-74	3	Carr (28)	Watkins (12)	Carr (2)	Watkins (2)	Watkins (2)
1/12	NEBRASKA	W, 76-74 ot	3	Stevens (26)	Watkins (15)	Carr (8)	Moore (3)	Bostick/Carr/Wheeler (1)
1/15	MINNESOTA	L, 84-95 ot	4	Carr (33)	Watkins (11)	Carr, Garner (3)	Stevens/Watkins (2)	Watkins/Wheeler (2)
1/20	at Northwestern	L, 61-70	2	Garner (22)	Watkins (8)	Carr (6)	Watkins (3)	Wheeler (1)
1/25	at 13/13 Ohio State	W, 82-79	4	Carr (28)	Stevens (6)	Carr (5)	Watkins (1)	Bostick/Stevens (1)
1/27	RUTGERS	W, 60-43	3	Carr (16)	Watkins (19)	Carr (4)	Watkins (3)	Reaves (4)
1/31	at 5/4 Michigan State	L, 68-76	2	Carr (28)	Reaves (7)	Carr (7)	Bostick, Carr, Moore (2)	Reaves (5)
2/3	IOWA	W, 82-58	4	Watkins (19)	Watkins (10)	Reaves (5)	Stevens (4)	Watkins (2)
2/7	MARYLAND	W, 74-70	4	Stevens (25)	Reaves (9)	Carr (6)	Stevens (2)	Watkins (3)

2016-17 STARTERS

OPP.	G	G	G/F	F	F/C	Rec
Albany	Carr	Garner	Samuel	Stevens	Watkins	0-1
Duquesne	Carr	Garner	Banks	Stevens	Watkins	1-0
GRAND CANYON	Carr	Garner	Banks	Stevens	Watkins	2-0
vs. Duke	Carr	Garner	Banks	Stevens	Watkins	2-1
vs. Cincinnati	Carr	Garner	Banks	Stevens	Watkins	2-2
COLGATE	Carr	Garner	Banks	Stevens	Watkins	3-2
@ Geo. Wash.	Carr	Garner	Banks	Stevens	Watkins	4-2
GA. TECH	Carr	Garner	Banks	Stevens	Watkins	5-2
WRIGHT ST.	Carr	Garner	Banks	Stevens	Watkins	6-2
GEO. MASON	Carr	Garner	Banks	Stevens	Watkins	6-3
vs. Pitt	Carr	Garner	Reaves	Stevens	Watkins	0-1
@ St. John's	Carr	Garner	Reaves	Stevens	Watkins	1-1
MORGAN ST.	Carr	Garner	Reaves	Stevens	Watkins	2-1
N'WESTERN	Carr	Garner	Reaves	Stevens	Watkins	2-2
@ Rutgers	Carr	Reaves	Banks	Stevens	Moore	1-0
@ Michigan	Carr	Reaves	Banks	Stevens	Moore	1-1
vs. Michigan St.	Carr	Garner	Reaves	Stevens	Moore	1-0
MINNESOTA	Carr	Garner	Reaves	Stevens	Moore	2-0
INDIANA	Carr	Garner	Reaves	Stevens	Moore	2-1
@ Purdue	Carr	Garner	Reaves	Stevens	Watkins	2-3
@ Wisconsin	Carr	Garner	Reaves	Stevens	Moore	2-2
ILLINOIS	Carr	Garner	Reaves	Stevens	Moore	3-2
@ Indiana	Carr	Garner	Reaves	Stevens	Moore	3-3
RUTGERS	Carr	Garner	Reaves	Stevens	Moore	3-4
MARYLAND	Carr	Garner	Reaves	Stevens	Watkins	3-3
at Illinois	Carr	Garner	Reaves	Stevens	Watkins	4-3
at Nebraska	Carr	Garner	Reaves	Stevens	Watkins	4-4
PURDUE	Carr	Garner	Reaves	Stevens	Watkins	4-5
at Minnesota	Carr	Garner	Reaves	Stevens	Watkins	4-6
OHIO STATE	Carr	Garner	Reaves	Stevens	Watkins	4-7
at Iowa	Carr	Garner	Reaves	Stevens	Watkins	4-8
Nebraska	Carr	Reaves	Banks	Stevens	Watkins	1-0
Michigan State	Carr	Reaves	Banks	Stevens	Watkins	1-1

2017-18 STARTERS

OPP.	G	G	G/F	F	F/C	Rec
Campbell	Carr	Garner	Reaves	Stevens	Moore	1-0
Fairleigh Dickinson	Carr	Garner	Reaves	Stevens	Watkins	1-0
Montana	Carr	Garner	Reaves	Stevens	Watkins	2-0
Columbia	Bostick	Garner	Moore	Stevens	Watkins	1-0
vs. Pittsburgh	Carr	Garner	Reaves	Stevens	Watkins	3-0
Texas A&M	Carr	Garner	Reaves	Stevens	Watkins	3-1
Oral Roberts	Carr	Garner	Reaves	Stevens	Watkins	4-1
at N.C. State	Carr	Garner	Reaves	Stevens	Watkins	4-2
at Iowa	Carr	Garner	Reaves	Stevens	Watkins	5-2
Wisconsin	Carr	Garner	Reaves	Stevens	Watkins	5-3
Geo. Washington	Carr	Garner	Reaves	Stevens	Watkins	6-3
at George Mason	Bostick	Garner	Reaves	Stevens	Watkins	1-0
Binghamton	Carr	Garner	Reaves	Stevens	Watkins	7-3
Rider	Carr	Garner	Reaves	Stevens	Watkins	7-4
Coppin State	Carr	Garner	Reaves	Stevens	Watkins	8-4
at Maryland	Carr	Garner	Reaves	Stevens	Watkins	8-5
Northwestern	Carr	Garner	Reaves	Stevens	Watkins	9-5
at Indiana	Carr	Garner	Bostick	Stevens	Watkins	0-1
Nebraska	Carr	Garner	Wheeler	Stevens	Watkins	1-0
Minnesota	Carr	Garner	Wheeler	Stevens	Watkins	1-1
at Northwestern	Carr	Garner	Wheeler	Stevens	Watkins	1-2
at Ohio State	Carr	Garner	Zemgulis	Stevens	Watkins	1-0
Rutgers	Carr	Garner	Zemgulis	Stevens	Watkins	2-0
at Michigan State	Carr	Garner	Reaves	Stevens	Watkins	9-6
Iowa	Carr	Garner	Reaves	Stevens	Watkins	10-6
Maryland	Carr	Garner	Reaves	Stevens	Watkins	11-6
at Illinois						
Ohio State						
at Purdue						
Michigan						
at Nebraska						

2017-18 PENN STATE & OPPONENT HIGHS & LOWS

PENN STATE TEAM HIGHS

POINTS	88	COPPIN STATE, 12/30/17
	87	vs. Texas A&M, 11/21/17
	86	ORAL ROBERTS, 11/24/17
	86	CAMPBELL, 11/10/17
	85	vs. Pittsburgh, 11/20/17
FIELD GOALS MADE	35	IOWA, 2/3/18
	34	vs. Pittsburgh, 11/20/17
FIELD GOAL ATTEMPTS	74	MINNESOTA (ot), 1/15/18
	69	at Michigan State, 1/13/18
	69	at Maryland, 1/2/18
FG PERCENTAGE	.583, 28-48	at Ohio State, 1/25/18
	.576, 34-59	vs. Pittsburgh, 11/20/17
3 PT FG MADE	14	COPPIN STATE, 12/30/17
	12	at Iowa, 12/2/17
3 PT FG ATTEMPTS	28	COPPIN STATE, 12/30/17
	26	at Maryland, 1/2/18
3 PT FG PERCENTAGE	.786, 11-14	at Ohio State, 1/25/18
	.588, 10-17	BINGHAMTON, 12/19/17
FREE THROWS MADE	33	CAMPBELL, 11/10/17
	21	WISCONSIN, 12/4/17
FREE THROW ATTEMPTS	41	CAMPBELL, 11/10/17
	28	vs. Texas A&M, 11/21/17
FT PERCENTAGE	.840, 21-25	WISCONSIN, 12/4/17
	.833, 10-12	at Northwestern, 1/20/18
REBOUNDS	48	NEBRASKA (ot), 1/12/18
	44	CAMPBELL, 11/10/17
ASSISTS	22	COPPIN STATE, 12/30/17
	20	at Maryland, 1/2/18
	19	at Iowa, 12/2/17
STEALS	18	FAIRLEIGH DICKINSON, 11/12/17
	14	ORAL ROBERTS, 11/24/17
	14	vs. Texas A&M, 11/21/17
BLOCKED SHOTS	13	WISCONSIN, 12/4/17
	12	RIDER, 12/22/17
TURNOVERS	23	FAIRLEIGH DICKINSON, 11/12/17
	18	at NC State, 11/29/17
FOULS	29	at NC State, 11/29/17
	24	at Maryland, 1/2/18
	24	CAMPBELL, 11/10/17

PENN STATE TEAM LOWS

POINTS	60	RUTGERS, 1/27/18
	61	at Northwestern, 1/20/18
	63	WISCONSIN, 12/4/17
	68	at Michigan State, 1/31/18
	69	at Maryland, 1/2/18
FIELD GOALS MADE	20	WISCONSIN, 12/4/17
	22	at Northwestern, 1/20/18
FIELD GOAL ATTEMPTS	43	at Northwestern, 1/20/18
	48	at Ohio State, 1/25/18
FG PERCENTAGE	.357, 20-56	WISCONSIN, 12/4/17
	.369, 24-65	CAMPBELL, 11/10/17
3 PT FIELD GOALS MADE	2	WISCONSIN, 12/4/17
	3	NORTHWESTERN, 1/5/18
3 PT FG ATTEMPTS	12	MONTANA, 11/15/17
	13	2x, last NORTHWESTERN, 1/5/18
3 PT FG PERCENTAGE	.143, 2-14	WISCONSIN, 12/4/17
	.231, 3-13	NORTHWESTERN, 1/5/18
FREE THROWS MADE	2	at Maryland, 1/2/18
	7	IOWA, 2/3/18
	7	RUTGERS, 1/27/18
FREE THROW ATTEMPTS	4	at Maryland, 1/2/18
	10	IOWA, 2/3/18
FT PERCENTAGE	.444, 8-18	vs. Pittsburgh, 11/20/17
	.500, 2-4	at Maryland, 1/2/18
REBOUNDS	21	at Ohio State, 1/25/18
	23	vs. Texas A&M, 11/21/17
ASSISTS	8	at Indiana, 1/9/18
	10	at Ohio State, 1/25/18
STEALS	1	at Northwestern, 1/20/18
	2	at Ohio State, 1/25/18
BLOCKED SHOTS	1	at Ohio State, 1/25/18
	3	MARYLAND, 2/7/18
	3	at Michigan State, 1/31/18
	3	at Maryland, 1/2/18
TURNOVERS	4	MINNESOTA (ot), 1/15/18
	6	at Maryland, 1/2/18
FOULS	10	BINGHAMTON, 12/19/17
	11	NORTHWESTERN, 1/5/18
	11	COPPIN STATE, 12/30/17

OPPONENT TEAM HIGHS

POINTS	98	vs. Texas A&M, 11/21/17
	95	MINNESOTA (ot), 1/15/18
	85	at NC State, 11/29/17
	79	at Ohio State, 1/25/18
	76	at Michigan State, 1/31/18
FIELD GOALS MADE	35	MINNESOTA (ot), 1/15/18
	33	vs. Texas A&M, 11/21/17
FIELD GOAL ATTEMPTS	68	NEBRASKA (ot), 1/12/18
	66	MINNESOTA (ot), 1/15/18
	66	BINGHAMTON, 12/19/17
FG PERCENTAGE	.611, 33-54	vs. Texas A&M, 11/21/17
	.560, 28-50	at Ohio State, 1/25/18
3 PT FIELD GOALS MADE	11	NORTHWESTERN, 1/5/18
	10	3x, last vs. MINNESOTA (ot), 1/15/18
3 PT FG ATTEMPTS	29	vs. Pittsburgh, 11/20/17
	28	NORTHWESTERN, 1/5/18
3 PT FG PERCENTAGE	.625, 10-16	at NC State, 11/29/17
	.588, 10-17	MINNESOTA (ot), 1/15/18
FREE THROWS MADE	26	vs. Texas A&M, 11/21/17
	25	at NC State, 11/29/17
FREE THROW ATTEMPTS	37	at NC State, 11/29/17
	34	at Maryland, 1/2/18
FT PERCENTAGE	1.000, 16-16	at Ohio State, 1/25/18
	1.000, 6-6	NORTHWESTERN, 1/5/18
	.917, 11-12	COLUMBIA, 11/17/17
REBOUNDS	45	MINNESOTA (ot), 1/15/18
	40	at Michigan State, 1/31/18
	40	RIDER, 12/22/17
ASSISTS	18	at Michigan State, 1/31/18
	18	vs. Texas A&M, 11/21/17
	16	at Northwestern, 1/20/18
	16	at Iowa, 12/4/17
STEALS	9	MONTANA, 11/15/17
	8	4x, last NORTHWESTERN, 1/5/18
BLOCKED SHOTS	8	CAMPBELL, 11/10/17
	7	at Michigan State, 1/31/18
	7	at NC State, 11/29/17
TURNOVERS	31	FAIRLEIGH DICKINSON, 11/12/17
	20	COLUMBIA, 11/17/17
FOULS	27	CAMPBELL, 11/10/17
	23	WISCONSIN, 12/4/17

OPPONENT TEAM LOWS

POINTS	43	RUTGERS, 1/27/18
	43	COPPIN STATE, 12/30/17
	48	ORAL ROBERTS, 11/24/2017
	54	at George Mason, 12/17/17
	54	GEORGE WASHINGTON, 12/9/17
	54	vs. Pittsburgh, 11/20/17
FIELD GOALS MADE	14	COPPIN STATE, 12/30/17
	16	RUTGERS, 1/27/18
FIELD GOAL ATTEMPTS	46	MARYLAND, 2/7/18
	46	COPPIN STATE, 12/30/17
	47	FAIRLEIGH DICKINSON, 11/12/17
FG PERCENTAGE	.304, 14-46	COPPIN STATE, 12/30/17
	.310, 18-38	vs. Pittsburgh, 11/20/17
3 PT FIELD GOALS MADE	0	at George Mason, 12/17/17
	1	IOWA, 2/3/18
3 PT FG ATTEMPTS	10	FAIRLEIGH DICKINSON, 11/12/17
	10	IOWA, 2/3/18
	11	vs. WISCONSIN, 12/4/17
3 PT FG PERCENTAGE	.000, 0-14	at George Mason, 12/17/17
	.100, 1-10	IOWA, 2/3/18
FREE THROWS MADE	2	BINGHAMTON, 12/19/17
	4	ORAL ROBERTS, 11/24/2017
FREE THROW ATTEMPTS	5	BINGHAMTON, 12/19/17
	6	NORTHWESTERN, 1/5/18
FT PERCENTAGE	.400, 2-5	BINGHAMTON, 12/19/17
	.467, 7-15	MONTANA, 11/15/17
REBOUNDS	23	MARYLAND, 2/7/18
	24	COPPIN STATE, 12/30/17
ASSISTS	5	GEORGE WASHINGTON, 12/9/17
	6	at George Mason, 12/17/17
STEALS	2	MINNESOTA (ot), 1/15/18
	2	at Maryland, 1/2/18
BLOCKED SHOTS	0	vs. Pittsburgh, 11/20/17
	1	3x, last IOWA, 2/3/18
	5	at Maryland, 1/2/18
	7	at Northwestern, 1/20/18
	7	NEBRASKA (ot), 1/12/18
FOULS	12	at Maryland, 1/2/18
	13	GEORGE WASHINGTON, 12/9/17
	13	ORAL ROBERTS, 11/24/2017

Home games indicated by CAPS.

2017-18 INDIVIDUAL HIGHS

PENN STATE

Points	33	Tony Carr vs Minnesota, 1/15/18
	33	Tony Carr vs Campbell, 11/10/17
	31	Tony Carr vs Texas A&M, 11/21/17
	30	Lamar Stevens vs Northwestern, 1/5/18
	29	Tony Carr at NC State, 11/29/17
Field Goals Made	14	Lamar Stevens vs Northwestern, 1/5/18
	12	Tony Carr vs Minnesota, 1/15/18
	12	Tony Carr at NC State, 11/29/17
Field Goal Att.	30	Tony Carr vs Minnesota, 1/15/18
	25	Tony Carr at NC State, 11/29/17
FG Pct, min 10 made	.833, 10-12	Lamar Stevens vs. Maryland, 2/7/18
	.737, 14-19	Lamar Stevens vs Northwestern, 1/5/18
3-Point FG Made	6	Shep Garner at Northwestern, 1/20/18
	6	Shep Garner vs Rider, 12/22/17
	5	Shep Garner vs Binghamton, 12/19/17
	5	Shep Garner vs Columbia, 11/17/17
3-Point FG Att.	11	Shep Garner at Northwestern, 1/20/18
	11	Shep Garner vs Rider, 12/22/17
	11	Shep Garner vs Geo. Washington 12/9/17
	11	Shep Garner vs Columbia, 11/17/17
3-Pt FG Pct, min 3 made	1.000, 4-4	Tony Carr vs Pittsburgh, 11/20/17
	.800, 4-5	Tony Carr at Ohio State, 1/25/18
	.800, 4-5	Shep Garner at Ohio State, 1/25/18
Free Throws Made	13	Tony Carr vs Campbell, 11/10/17
	9	Tony Carr at Indiana, 1/9/18
	9	Lamar Stevens vs Texas A&M, 11/21/17
	9	Tony Carr vs Fairleigh Dickinson, 11/12/17
Free Throw Att.	15	Tony Carr vs Campbell, 11/10/17
	11	Mike Watkins vs Northwestern, 1/5/18
	11	Tony Carr vs Texas A&M, 11/21/17
	11	Lamar Stevens vs Texas A&M, 11/21/17
FT Pct, min 5 made	1.000, 9-9	Tony Carr vs Fairleigh Dickinson, 11/12/17
	1.000, 6-6	Tony Carr at Michigan State, 1/31/18
	1.000, 6-6	Tony Carr vs Minnesota, 1/15/18
	1.000, 6-6	Tony Carr vs Wisconsin, 12/4/17
	1.000, 6-6	Lamar Stevens at Iowa, 12/2/17
	1.000, 6-6	Nazeer Bostick at NC State, 11/29/17
	1.000, 6-6	Nazeer Bostick vs Columbia, 11/17/17
	1.000, 5-5	Mike Watkins vs. Copping State, 12/30/17
Rebounds	19	Mike Watkins, vs. Rutgers, 1/27/18
	17	Mike Watkins vs Northwestern, 1/5/18
	17	Mike Watkins at Maryland, 1/2/18
Assists	9	Tony Carr vs Binghamton, 12/19/17
	9	Tony Carr at Iowa, 12/2/17
Steals	6	Jamari Wheeler at George Mason, 12/17/17
	5	Josh Reaves at Michigan State, 1/31/18
	5	Josh Reaves vs Coppin State, 12/30/17
	5	Josh Reaves vs Rider, 12/22/17
	5	Jamari Wheeler vs Oral Roberts, 11/24/2017
Blocked Shots	7	Mike Watkins vs Wisconsin, 12/4/17
	6	Mike Watkins vs Columbia, 11/17/17
Minutes	43	Tony Carr vs Minnesota, 1/15/18
	41	Shep Garner vs Minnesota, 1/15/18
	40	Lamar Stevens vs. Maryland, 2/7/18
	40	Lamar Stevens vs Minnesota, 1/15/18
	40	Tony Carr vs Nebraska, 1/12/18
	40	Lamar Stevens vs Nebraska, 1/12/18

OPPONENT

Points	39	Chris Clemons, CAMPBELL, 11/10/17
	25	Keita Bates-Diop, Ohio State, 1/25/18
	25	Nate Mason, MINNESOTA, 1/15/18
	24	Dupree McBrayer, MINNESOTA ot, 1/15/18
	23	Miles Bridges, Michigan State, 1/31/18
	23	Tyler Cook, Iowa, 12/02/17
Field Goals Made	12	Chris Clemons, CAMPBELL, 11/10/17
	10	Jordan Murphy, MINNESOTA ot, 1/15/18
	10	Robert Williams, Texas A&M, 11/21/17
Field Goal Att.	29	Chris Clemons, CAMPBELL, 11/10/17
	22	Mike Smith, COLUMBIA, 11/17/17
FG Pct, min 10 made	.833, 10-12	Robert Williams, Texas A&M, 11/21/17
	.588, 10-17	Jordan Murphy vs Minnesota, 1/15/18
3-Point FG Made	5	Jared Wilson-Frame, Pittsburgh, 11/20/17
	4	Keita Bates-Diop, Ohio State, 1/25/18
	4	Nate Mason, MINNESOTA ot, 1/15/18
	4	Bryant McIntosh, NORTHWESTERN, 1/5/18
	4	Sam Hunt at NC State, 11/29/17
3-Point FG Att.	12	Jared Wilson-Frame, Pittsburgh, 11/20/17
	11	Scottie Lindsey, NORTHWESTERN, 1/5/18
3-Pt FG Pct, min 3 made	1.000, 3-3	Omer Yurtseven, NC State, 11/29/17
	1.000, 3-3	Anthony Cowan, MARYLAND, 2/7/18
	.800, 4-5	Nate Mason, MINNESOTA ot, 1/15/18
	.800, 4-5	Sam Hunt at NC State, 11/29/17
Free Throws Made	13	Chris Clemons, CAMPBELL, 11/10/17
	9	Kevin Huerter, Maryland, 1/2/18
	9	Justin Kier, George Mason, 12/17/17
	9	Tyler Cook, Iowa, 12/2/17
Free Throw Att.	15	Chris Clemons, CAMPBELL, 11/10/17
	13	Tyler Cook, Iowa, 12/2/17
FT Pct, min 5 made	1.000, 9-9	Kevin Huerter, Maryland, 1/2/18
	1.000, 9-9	Justin Kier, George Mason, 12/17/17
	1.000, 7-7	Duane Wilson, Texas A&M, 11/21/17
	1.000, 6-6	Miles Bridges, Michigan State, 1/31/18
	1.000, 5-5	Bruno Hernando, MARYLAND, 2/7/18
	1.000, 5-5	Jae Sean Tate, Ohio State, 1/25/18
	1.000, 5-5	Keita Bates-Diop, Ohio State, 1/25/18
Rebounds	19	Jordan Murphy, Minnesota ot, 1/15/18
	12	Tyler Cook, Tyler, Iowa, 12/02/17
	12	Torin Dorn, NC State, 11/29/17
Assists	10	Cassius Winston, Michigan State, 1/31/18
	7	Stevie Jordan, RIDER, 12/22/17
Steals	3	Anthony Cowan, MARYLAND, 2/7/18
	3	Zach McRoberts, Indiana, 01/09/18
	3	Vic Law, NORTHWESTERN, 1/5/18
	3	Willie Rodriguez, BINGHAMTON, 12/19/17
	3	Markell Johnson, NC State, 11/29/17
	3	Ahmaad Rorie, MONTANA, 11/15/17
Blocked Shots	3	Jack Nunge, Iowa, 12/02/17
	3	Jaren Jackson, Jr., Michigan State, 1/31/18
	3	Torin Dorn, NC State, 11/29/17

2017-18 POINTS-REBOUNDS-ASSISTS

Opponent	Date	Score		01	03	04	05	10	11	20
				ZEMGULIS,D	PIERCE,SAT	BOSTICK,NA	WHEELER,JA	CARR,TONY	STEVENS,LA	NUSSBAUM,T
CAMPBELL	11/10/17	86-75	w	2-1-0	4-5-0	4-2-0	4-0-0	33-9-7	8-6-0	DNP
FAIRLEIGH DICKINSON	11/12/17	81-57	w	3-1-0	0-3-0	12-2-0	0-3-0	20-4-7	12-7-4	DNP
MONTANA	11/15/17	70-57	w	DNP	2-2-1	2-1-0	0-2-3	7-2-2	25-7-2	DNP
COLUMBIA	11/17/17	79-65	w	0-4-1	11-3-0	10-8-3	7-2-4	DNP	14-6-2	DNP
vs Pittsburgh	11/20/17	85-54	w	0-1-0	2-1-1	10-2-4	1-1-2	16-6-5	10-8-2	DNP
vs Texas A&M	11/21/17	87-98	L	DNP	4-3-0	1-0-0	4-2-0	31-1-3	25-7-5	DNP
ORAL ROBERTS	11/24/2017	86-48	w	3-0-1	4-6-0	14-5-0	14-7-4	13-1-5	8-6-1	0-0-0
at NC State	11/29/17	78-85	L	0-0-0	2-0-0	6-3-1	1-0-2	29-7-1	13-8-1	DNP
at Iowa	12/02/17	77-73	w	DNP	0-2-0	0-1-1	0-1-4	16-6-9	22-5-0	DNP
WISCONSIN	12/4/17	63-64	L	DNP	DNP	0-0-1	0-1-1	16-9-1	4-6-3	DNP
GEORGE WASHINGTON	12/9/17	74-54	w	0-1-1	DNP	DNP	5-4-2	19-6-4	10-5-3	DNP
at George Mason	12/17/17	72-54	w	DNP	2-1-0	6-4-2	5-1-1	DNP	23-12-2	DNP
BINGHAMTON	12/19/17	80-65	w	DNP	0-1-0	2-2-0	5-3-0	15-4-9	16-8-1	DNP
RIDER	12/22/17	70-71	L	DNP	0-0-0	4-1-0	4-2-0	10-4-2	10-11-6	DNP
COPPIN STATE	12/30/17	88-43	w	5-1-0	0-4-1	7-2-1	4-7-4	21-3-4	11-5-2	0-0-0
at Maryland	01/02/18	69-75	L	DNP	DNP	5-1-0	4-4-2	16-3-8	15-2-1	DNP
NORTHWESTERN	1/5/18	78-63	w	DNP	DNP	2-1-1	4-2-5	12-4-5	30-5-2	DNP
at Indiana	01/09/18	70-74	L	DNP	0-1-0	5-5-0	1-1-2	28-2-3	20-7-1	DNP
NEBRASKA	1/12/18	76-74	w	0-2-0	DNP	7-5-0	0-5-3	17-4-8	26-7-2	DNP
MINNESOTA	1/15/18	84-95	L	0-0-0	0-1-0	8-3-2	0-4-2	33-6-3	12-7-1	DNP
at Northwestern	01/20/18	61-70	L	0-0-0	DNP	8-4-1	2-1-1	8-3-6	13-2-1	DNP
at Ohio State	01/25/18	82-79	w	5-1-1	DNP	3-1-0	0-0-0	28-5-5	15-6-1	DNP
RUTGERS	1/27/18	60-43	w	0-1-0	DNP	2-0-0	0-0-0	16-5-4	6-4-0	DNP
at Michigan State	1/31/18	68-76	L	0-0-0	DNP	0-2-1	0-0-0	28-6-7	18-4-1	DNP
IOWA	02/03/18	82-58	w	0-0-0	DNP	4-4-1	2-3-1	16-6-3	17-6-2	DNP
MARYLAND	2/7/18	74-70	w	DNP	0-1-0	2-1-0	0-1-3	16-1-6	25-4-2	DNP

Opponent	Date	Score		21	22	23	24	33	35	44
				HARRAR,JOH	HAZLE,GRAN	REAVES,JOS	WATKINS,MI	GARNER,SHE	BUTTRICK,T	MOORE,JULI
CAMPBELL	11/10/17	86-75	w	0-0-0	DNP	15-8-1	DNP	8-2-3	DNP	8-6-0
FAIRLEIGH DICKINSON	11/12/17	81-57	w	2-2-0	DNP	17-9-4	15-5-1	0-2-1	0-1-0	0-0-0
MONTANA	11/15/17	70-57	w	DNP	DNP	12-2-1	8-6-0	12-5-3	DNP	2-3-0
COLUMBIA	11/17/17	79-65	w	DNP	DNP	DNP	11-14-0	26-1-1	DNP	0-3-0
vs Pittsburgh	11/20/17	85-54	w	4-1-0	DNP	10-5-0	13-5-0	13-3-2	2-3-0	4-4-0
vs Texas A&M	11/21/17	87-98	L	0-0-0	DNP	7-2-4	7-3-2	6-2-1	DNP	2-0-0
ORAL ROBERTS	11/24/2017	86-48	w	4-2-0	0-0-0	10-2-3	8-6-1	6-0-0	0-0-0	2-0-1
at NC State	11/29/17	78-85	L	DNP	DNP	9-5-5	8-14-1	10-1-1	DNP	0-2-0
at Iowa	12/02/17	77-73	w	0-0-0	DNP	8-3-3	19-7-0	12-2-2	DNP	0-1-0
WISCONSIN	12/4/17	63-64	L	0-0-0	DNP	7-3-5	22-8-0	13-2-1	DNP	1-2-0
GEORGE WASHINGTON	12/9/17	74-54	w	0-2-0	DNP	11-3-3	15-12-1	12-1-0	0-5-0	2-0-0
at George Mason	12/17/17	72-54	w	0-0-0	DNP	13-2-4	14-12-1	9-3-3	0-0-0	DNP
BINGHAMTON	12/19/17	80-65	w	DNP	DNP	15-2-4	12-11-1	15-1-2	0-0-0	0-2-0
RIDER	12/22/17	70-71	L	0-0-0	DNP	10-13-8	10-9-0	18-2-0	DNP	4-0-0
COPPIN STATE	12/30/17	88-43	w	3-1-0	0-0-0	12-4-7	11-6-2	9-2-1	3-1-0	2-3-0
at Maryland	01/02/18	69-75	L	0-0-0	DNP	9-4-6	17-17-1	3-2-1	DNP	0-1-1
NORTHWESTERN	1/5/18	78-63	w	DNP	DNP	7-6-1	18-17-0	2-2-1	DNP	3-1-0
at Indiana	01/09/18	70-74	L	DNP	DNP	DNP	10-12-1	6-1-0	DNP	0-1-1
NEBRASKA	1/12/18	76-74	w	DNP	DNP	DNP	20-15-0	6-4-2	0-0-0	0-1-0
MINNESOTA	1/15/18	84-95	L	DNP	DNP	DNP	20-11-1	11-1-3	DNP	0-0-0
at Northwestern	01/20/18	61-70	L	DNP	DNP	DNP	8-8-1	22-3-1	DNP	0-3-0
at Ohio State	01/25/18	82-79	w	DNP	DNP	10-3-1	7-5-0	14-0-2	DNP	0-0-0
RUTGERS	1/27/18	60-43	w	0-1-0	DNP	15-4-2	15-19-1	6-4-2	DNP	0-1-3
at Michigan State	1/31/18	68-76	L	0-0-0	DNP	6-7-2	8-5-1	6-2-0	DNP	2-2-1
IOWA	02/03/18	82-58	w	2-0-0	DNP	11-2-5	19-10-0	9-2-0	DNP	2-1-1
MARYLAND	2/7/18	74-70	w	DNP	DNP	14-9-1	11-5-1	6-0-1	DNP	0-2-0

PENN STATE: LAST TIME IT HAPPENED

TEAM WON / LOSS

BEAT TOP 25 TEAM	1/25/18 at 13/13 Ohio State (82-79)
BEAT TOP 25 TEAM ROAD	1/25/18 at 13/13 Ohio State (82-79)
BEAT TOP 10 TEAM	2/17/16 vs. No. 4/6 Iowa (79-75)
BEAT TOP 5 TEAM	2/17/16 vs. No. 4/6 Iowa (79-75)
BEAT A BIG TEN TEAM BY 20+	2/3/18 vs. Iowa (24, 82-58)
WON IN OVERTIME	1/12/18 vs. Nebraska (76-74 (ot))
LOST IN OVERTIME	1/15/18 vs. Minnesota (L, 84-95 (ot))
PLAYED DOUBLE OVERTIME	3/6/16 vs. Illinois (W, 86-79 (2ot))
PLAYED TRIPLE OVERTIME	2/1/17 at Indiana (L, 110-102 (3ot))
NEVER TRAILED	1/5/2018 vs. Northwestern (78-63)
CAME FROM 20+ DOWN TO WIN	3/15/95 (NIT) vs Miami (62-56) (-20)
CAME FROM 15+ DOWN TO WIN	12/19/15 at Drexel (63-57) (-17)
CAME FROM 10-14 DOWN TO WIN	1/14/17 vs. No. 24 Minnesota (52-50) (-14)
WON BIG TEN ROAD	1/25/18 at 13/13 Ohio State (82-79)
WON BIG TEN NEUTRAL	1/7/17 vs. Michigan State (The Palestra) (72-63)
WON TOP 25 BIG TEN ROAD	1/25/18 at 13/13 Ohio State (82-79)
WON NON-CONFERENCE ROAD	12/17/17 at George Mason. (72-54)
WON NON-CONFERENCE NEUTRAL	11/20/17 vs. Pittsburgh (85-54)
LOST BIG TEN AT HOME	1/15/18 vs. Minnesota (84-95 (ot))
LOST NON-CONFERENCE AT BJC	12/22/17 vs. Rider (70-71)
LOST NON-CONFERENCE AT REC HALL	12/14/13 vs. Princeton (71-69 (ot)) - at Rec Hall

TEAM SCORING

SCORED 100+	2/1/17 at Indiana (102 (3ot))
ALLOWED 100+	2/1/17 at Indiana (110 (3ot))
BOTH TEAMS SCORED 100+	2/1/17 at Indiana (L, 110-102 (3ot))
SCORED 90+	12/18/16 vs. St. John's (92); 12/21/16 vs. Morgan State (96)
ALLOWED 90+	1/15/18 vs. Minnesota (95-84 (ot))
SCORED 80+	2/3/18 vs. Iowa (82-58)
CONSECUTIVE GAMES SCORING 80+	3; 11/20/17 vs. Pittsburgh (85) 11/21/17 vs. 16/19 Texas A&M (87), 11/24/17 vs. Oral Roberts (86) 3; 11/11/16 vs. Albany (81), 11/13/16 vs. Duquesne (82), 11/15/16 vs. Grand Canyon (85)
SCORED UNDER 50	1/25/16 at Ohio State (46)
SCORED UNDER 40	2/21/15 at Northwestern (39)
SCORED 60+ IN A HALF	12/19/09 vs. Gardner-Webb (60 2nd)
SCORED 50+ IN FIRST HALF	12/18/16 vs. St. John's (52)
SCORED 50+ IN SECOND HALF	11/10/17 vs. Campbell (50)
SCORED 45+ IN FIRST HALF	2/3/18 vs. Iowa (47)
BENCH SCORED 50+	12/7/05 vs. UMKC (50)
OPP SCORED 45 OR LESS	1/27/18 vs. Rutgers (43)
CONSECUTIVE OPP BELOW 45	2009 at Temple (45) & UMBC (42)
OPP SCORED 40 OR LESS	3/6/14 at Northwestern (32)
CONSECUTIVE OPP BELOW 40	2007 vs. Princeton (38) & Denver (39)
OPP SCORED 10 OR LESS IN HALF	12/15/07 Denver (10)
OPP SCORED 15 OR LESS IN HALF	2/7/15 Nebraska (13)

TEAM SHOOTING

SHOT 60%+ FG	11/25/09 vs. Sacred Heart (63.8%)
SHOT 60%+ FG IN BIG TEN	1/3/06 vs Northwestern (64.0%)
SHOT 50%+ FG IN BIG TEN	2/7/18 vs. Maryland (27-52, 51.9%)
SHOT 70% IN HALF	1/5/18 vs. Northwestern (17-24, 70.8%)
SHOT 60% IN HALF	1/25/18 at 13/13 Ohio State (2nd, 15-25, 60.0%)
SHOT UNDER 30%	11/20/15 at Duquesne (19-64, 29.7%)
SHOT 70%+ FROM 3PT	PSU record - 1/25/18 at 13/13 Ohio State (11-14, 78.6%)
SHOT 60%+ FROM 3PT	11/28/10 vs. Furman (12-19, 63.2%)
SHOT 50%+ FROM 3PT	12/30/17 vs. Coppin State (14-28, 58.8%)
SHOT 95%+ FROM FT	3/13/11 vs Ohio State (9-9, 100%)
SHOT 90%+ FROM FT	2/11/17 at Illinois (18-20, 90%)
SHOT 85%+ FROM FT	12/21/16 vs Morgan State (21-24, 87.5%)
SHOT 40% OR LESS FT.....	1/25/16 at Ohio State (2-5, 40%)
SHOT 0.0% FT	1/3/12 at Wisconsin (0-1, 0.0%)

OPP SHOT 60%+ FG	12/31/14 at Wisconsin (63.8%)
OPP SHOT BELOW 30% FG	1/1/17 at Rutgers (18-63, 28.6%)
OPP SHOT 0.0% 3FG	12/17/17 at George Mason (0-14)

TEAM REBOUNDING

50+ REBOUNDS	12/29/12 vs. Duquesne (50)
45+ REBOUNDS	1/12/18 vs. Nebraska (48)
20+ OFFENSIVE REBS	11/29/17 at N.C. State (20)
20 OR LESS REBOUNDS	2/29/12 at Purdue (17)
OPP 20 OR LESS REBOUNDS	2/11/17 at Illinois (20)

TEAM STEALS, ASSISTS, TURNOVERS, BLOCKS

15+ STEALS	11/12/17 vs. Fairleigh Dickinson (18)
10+ STEALS	1/31/18 at Michigan State (10)
30+ ASSISTS	12/30/06 vs. VMI (36)
20+ ASSISTS	1/2/18 at Maryland (20)
CONSEC. GAMES/ 20+ ASSISTS	1/2/18 at Maryland (20) & 12/30/17 vs. Coppin St. (22) 12/18/16 vs. St. John's (23), 12/21/16 vs Morgan State (23) 11/13/16 vs. Duquesne (20), 11/15/16 vs. Grand Canyon (20)
5 OR FEWER TURNOVERS	1/15/18 vs. Minnesota (ot) (4)
20 + TURNOVERS	11/12/17 vs. Fairleigh Dickinson (23)
OPP 25+ TURNOVERS	11/12/17 Fairleigh Dickinson (31)
10+ BLOCKS	12/22/17 vs. Rider (12)
10 PLAYERS 10+ MINUTES	12/19/09 vs. Gardner-Webb (10)

INDIVIDUAL SCORING

PLAYER 40+ POINTS	Jesse Arnette (40) vs. Temple, 1/29/1955
PLAYER 35+ POINTS	D.J. Newbill (37) vs. Purdue, 1/17/2015
PLAYER 30-34 POINTS	Tony Carr (33) vs. Minnesota (ot), 1/15/18
3 PLAYERS 20+ POINTS	Claxton, Comley, Hassell vs. VMI, 12/30/2006
2 PLAYERS 20+ POINTS	Tony Carr (33) & Mike Watkins (20) vs. Minnesota ot (1/15/18)
6+ PLAYERS 10+ POINTS	11/20/17 vs. Pittsburgh (6)
5+ PLAYERS 10+ POINTS	12/19/17 vs. Binghamton (5)
2+ PLAYERS DOUBLE-DOUBLES	12/22/17 vs. Rider Josh Reaves (10 pts/13 reb) & Mike Watkins (10 pts/11 reb)

MISC. INDIVIDUAL

PLAYER 20+ REBOUNDS	Aaron Johnson (21) vs. Northwestern, 1/22/05
PLAYER 15+ REBOUNDS	Mike Watkins (19) vs. Rutgers, 1/27/18
PLAYER 10+ ASSISTS	Tony Carr (14) at Indiana (3ot), 2/1/17
PLAYER 5+ STEALS	Josh Reaves (5) at Michigan State, 1/31/18
PLAYER 5+ BLOCKS	Mike Watkins (7) vs. Wisconsin, 12/4/17
PLAYER 5+ BLOCKS, Consec. Games	Mike Watkins (5) vs. Albany, 11/11/16; Duquesne, 11/13/16
PLAYER 6+ THREES	Shep Garner (8) at Boston College, 12/2/15 Shep Garner (6) at Northwestern, 1/20/18 Shep Garner (6) vs. Rider, 12/22/17 Shep Garner (6) vs. Rutgers, 2/4/17 Shep Garner (6) at St. John's, 12/18/16

2017-18 PENN STATE BOX SCORES

Official Basketball Box Score -- Game Totals -- Final Statistics Campbell vs Penn State 11/10/17 4:01 p.m. at University Park, Pa. (Bryce Jordan Ctr)

1

Campbell 75 • 0-1

#	Player	Total		3-Ptr	Rebounds			PF	TP	A	TO	Blk	Stl	Min	
		FG-FGA	FG-FGA		FT-FTA	Off	Def								Tot
25	EUDY, Andrew	f	5-10	1-1	0-0	5	4	9	4	11	3	2	2	1	32
23	WHITFIELD, Shane	f	2-2	0-0	3-4	0	2	2	5	7	0	3	1	0	24
03	CLEMONS, Chris	g	12-29	2-10	13-15	1	6	7	2	39	4	5	0	1	37
22	GENSLER, Cory	g	1-6	0-3	0-0	1	5	6	2	2	0	2	1	2	39
34	BURK, Marcus	g	0-6	0-4	0-0	1	2	3	5	0	1	2	0	0	18
01	OLIVER, Damontez	g	3-5	3-5	0-0	0	1	1	4	9	0	1	1	0	14
02	NELSON, Ja'Cor	g	0-0	0-0	0-0	0	0	0	3	0	0	1	1	0	6
11	WHITFIELD, Jordan	g	0-0	0-0	0-0	0	0	0	0	0	0	1	0	0	6
15	LADO, Mogga	g	2-4	0-0	3-4	2	5	7	1	7	0	2	1	1	23
21	CLUXTON, Brooks	g	0-0	0-0	0-0	0	1	1	0	0	0	0	1	0	1
Team						1	0	1	1						
Totals			25-62	6-23	19-23	11	26	37	27	75	8	18	8	5	200

FG % 1st Half: 11-31 35.5% 2nd half: 14-31 45.2% Game: 25-62 40.3% Deadball Rebounds 1,1
3FG % 1st Half: 2-10 20.0% 2nd half: 4-13 30.8% Game: 6-23 26.1%
FT % 1st Half: 4-5 80.0% 2nd half: 15-18 83.3% Game: 19-23 82.6%

Penn State 86 • 1-0

#	Player	Total		3-Ptr	Rebounds			PF	TP	A	TO	Blk	Stl	Min	
		FG-FGA	FG-FGA		FT-FTA	Off	Def								Tot
11	Stevens, Lamar	f	2-7	1-2	3-4	1	5	6	5	8	0	6	2	0	28
23	Reaves, Josh	f	4-11	0-3	7-8	3	5	8	2	15	1	4	1	3	31
44	Moore, Julian	f	2-5	0-0	4-6	4	2	6	1	8	0	1	1	0	27
10	Carr, Tony	g	9-23	2-5	13-15	2	7	9	3	33	7	1	0	1	35
33	Garner, Shep	g	2-9	2-8	2-2	1	1	2	1	8	3	0	0	0	35
01	Zemgulis, Deivis	g	1-1	0-0	0-0	1	0	1	1	2	0	0	0	0	3
03	Pierce, Satchel	g	0-0	0-0	4-6	1	4	5	1	4	0	0	0	0	11
04	Bostick, Nazeer	g	2-6	0-0	0-0	2	2	2	4	4	0	2	0	2	14
05	Wheeler, Jamari	g	2-3	0-1	0-0	0	0	0	5	4	0	0	0	0	15
21	Harrar, John	g	0-0	0-0	0-0	0	0	0	1	0	0	0	0	0	1
Team						2	3	5							
Totals			24-65	5-19	33-41	15	29	44	24	86	11	14	4	8	200

FG % 1st Half: 11-35 31.4% 2nd half: 13-30 43.3% Game: 24-65 36.9% Deadball Rebounds 7
3FG % 1st Half: 3-14 21.4% 2nd half: 2-5 40.0% Game: 5-19 26.3%
FT % 1st Half: 11-14 78.6% 2nd half: 22-27 81.5% Game: 33-41 80.5%

Officials: Larry Sciroto, Edwin Young, Bret Wegenke
Technical fouls: Campbell-TEAM, Penn State-None.
Attendance:

Score by periods	1st	2nd	Total
Campbell	28	47	75
Penn State	36	50	86

Last FG - CAMPBELL 2nd-00:21, PSU 2nd-00:39.
Largest lead - CAMPBELL by 2 1st-19:25, PSU by 17 2nd-12:13.
CAMPBELL led for 01:37, PSU led for 33:51. Game was tied for 04:32.

Points	In	Off	2nd	Fast	Bench
CAMPBELL	34	14	6	10	16
PSU	38	12	14	8	14

Score tied - 4 times.
Lead changed - 3 times.

Official Basketball Box Score -- Game Totals -- Final Statistics Fairleigh Dickinson vs Penn State 11/12/17 5:01 p.m. at University Park, Pa. (Bryce Jordan Ctr)

2

Fairleigh Dickinson 57 • 0-2

#	Player	Total		3-Ptr	Rebounds			PF	TP	A	TO	Blk	Stl	Min	
		FG-FGA	FG-FGA		FT-FTA	Off	Def								Tot
12	BISHOP, Kaleb	f	0-3	0-0	1-2	0	6	6	5	1	0	2	1	0	17
14	WILLIAMS, Elyjah	f	3-6	0-0	1-2	1	3	4	5	7	4	3	0	1	24
34	HOLLOWAY Jr., Mike	f	6-12	1-2	6-7	2	2	4	2	19	1	3	1	2	36
01	EDGE, Darnell	g	1-6	0-2	0-0	0	1	1	3	2	2	2	0	0	27
03	JENKINS, Jahli	g	5-11	1-2	3-5	1	3	4	0	14	4	6	0	1	34
05	MORGAN, Noah	g	3-4	1-1	0-0	0	4	4	3	7	0	6	0	1	19
10	McNAMARA, Pat	g	2-4	2-3	0-0	0	1	1	2	6	0	2	0	2	24
13	SCHROBACK, Mike	g	0-1	0-0	0-0	0	1	1	0	0	0	5	0	1	8
20	RHODEN, Dondre	g	0-0	0-0	1-2	0	0	0	1	1	0	0	0	0	6
35	MILLER, Malik	g	0-0	0-0	0-0	0	0	0	0	0	0	0	1	0	5
Team						0	1	1							
Totals			20-47	5-10	12-18	4	22	26	21	57	11	31	3	8	200

FG % 1st Half: 10-22 45.5% 2nd half: 10-25 40.0% Game: 20-47 42.6% Deadball Rebounds 5
3FG % 1st Half: 4-7 57.1% 2nd half: 1-3 33.3% Game: 5-10 50.0%
FT % 1st Half: 5-10 50.0% 2nd half: 7-8 87.5% Game: 12-18 66.7%

Penn State 81 • 2-0

#	Player	Total		3-Ptr	Rebounds			PF	TP	A	TO	Blk	Stl	Min	
		FG-FGA	FG-FGA		FT-FTA	Off	Def								Tot
11	Stevens, Lamar	f	5-11	0-1	2-2	1	6	7	0	12	4	3	1	2	33
24	Watkins, Mike	f	6-9	0-0	3-5	2	3	5	2	15	1	3	3	2	20
10	Carr, Tony	g	5-10	1-2	9-9	0	4	4	0	20	7	2	0	3	30
23	Reaves, Josh	g	7-10	2-3	1-2	3	6	9	4	17	4	3	1	4	30
33	Garner, Shep	g	0-7	0-6	0-0	1	2	3	0	1	2	0	2	2	25
01	Zemgulis, Deivis	g	1-3	1-2	0-0	1	0	1	0	3	0	2	0	1	7
03	Pierce, Satchel	g	0-4	0-0	0-1	2	1	3	3	0	0	3	0	0	11
04	Bostick, Nazeer	g	5-7	0-0	2-3	1	1	2	0	12	0	2	0	1	20
05	Wheeler, Jamari	g	0-5	0-2	0-0	2	1	3	2	0	0	2	0	2	14
21	Harrar, John	g	1-1	0-0	0-0	2	0	2	2	2	0	1	0	1	7
35	Buttrick, Trent	g	0-0	0-0	0-0	0	1	1	0	0	0	0	0	0	1
44	Moore, Julian	g	0-0	0-0	0-0	0	0	0	0	0	0	0	0	0	2
Team						3	0	3							
Totals			30-67	4-16	17-22	18	24	42	18	81	17	23	5	18	200

FG % 1st Half: 14-29 48.3% 2nd half: 16-38 42.1% Game: 30-67 44.8% Deadball Rebounds 2
3FG % 1st Half: 3-8 37.5% 2nd half: 1-8 12.5% Game: 4-16 25.0%
FT % 1st Half: 14-17 82.4% 2nd half: 3-5 60.0% Game: 17-22 77.3%

Officials: Terry Oglesby, Donnie Eppley, John Floyd
Technical fouls: Fairleigh Dickinson-BISHOP, Kaleb, Penn State-Pierce, Satchel.
Attendance: 5802

Score by periods	1st	2nd	Total
Fairleigh Dickinson	29	28	57
Penn State	45	36	81

Points	In	Off	2nd	Fast	Bench
FDU	30	20	3	10	14
PSU	46	29	14	18	17

Last FG - FDU 2nd-02:27, PSU 2nd-01:02.
Largest lead - FDU by 7 1st-13:37, PSU by 28 2nd-07:18.
FDU led for 07:14, PSU led for 29:58. Game was tied for 02:48.

Score tied - 2 times.
Lead changed - 5 times.

Official Basketball Box Score -- Game Totals -- Final Statistics Montana vs Penn State 11/15/17 7:01 p.m. at University Park, Pa. (Bryce Jordan Ctr)

3

Montana 57 • 2-1

#	Player	Total		3-Ptr	Rebounds			PF	TP	A	TO	Blk	Stl	Min	
		FG-FGA	FG-FGA		FT-FTA	Off	Def								Tot
15	AKOH, Jamar	f	3-8	1-2	4-8	3	3	6	3	11	0	1	2	2	34
20	KRSLOVIC, Fabijan	f	2-2	0-0	2-2	0	7	7	3	6	0	3	1	2	25
00	OGUINE, Michael	g	6-15	2-5	1-5	2	5	7	3	15	0	0	1	0	34
14	RORIE, Ahmaad	g	7-18	2-9	0-0	0	3	3	3	16	4	4	0	3	38
24	MOOREHEAD, Bobby	g	1-4	0-3	0-0	0	2	2	1	2	2	3	1	2	34
01	FALLS, Timmy	g	0-1	0-1	0-0	0	1	1	1	0	0	1	0	0	7
03	BEVENS, Niko	g	0-0	0-0	0-0	0	0	0	0	0	0	0	0	0	1
04	PRIDGETT, Sayeed	g	2-6	1-1	0-0	2	1	3	4	5	3	2	0	0	20
05	NICHOLAS, Karl	g	1-2	0-0	0-0	2	1	3	4	2	0	0	0	0	7
10	ESPE, Lars	g	0-0	0-0	0-0	0	0	0	0	0	0	0	0	0	0+
13	SPOJA, Trevor	g	0-0	0-0	0-0	0	0	0	0	0	0	0	0	0	0+
40	BESOVIC, Admir	g	0-0	0-0	0-0	0	0	0	0	0	0	0	0	0	0+
Team						1	1	2							
Totals			22-56	6-21	7-15	10	24	34	22	57	9	15	5	9	200

FG % 1st Half: 12-25 48.0% 2nd half: 10-31 32.3% Game: 22-56 39.3% Deadball Rebounds 4
3FG % 1st Half: 2-8 25.0% 2nd half: 4-13 30.8% Game: 6-21 28.6%
FT % 1st Half: 3-6 50.0% 2nd half: 4-9 44.4% Game: 7-15 46.7%

Penn State 70 • 3-0

2017-18 PENN STATE BOX SCORES

Official Basketball Box Score -- Game Totals -- Final Statistics
Penn State vs Pittsburgh
11/20/17 9:30 P.M. at Barclays Center (Brooklyn, N.Y.)

5

Penn State 85 • 5-0

#	Player	Total		3-Ptr		Rebounds		PF	TP	A	T	Blk	Stl	Min	
		FG	FGA	FG	FGA	Off	Def								Tot
11	STEVENS, Lamar	f	4-11	0-4	2-2	1	7	8	1	10	2	1	2	0	26
24	WATKINS, Mike	f	6-6	0-0	1-2	0	5	5	1	13	0	1	3	1	22
10	CARR, Tony	g	6-9	4-4	0-0	0	6	6	1	16	5	2	0	1	26
23	REAVES, Josh	g	4-8	2-4	0-0	2	3	5	1	10	0	2	0	3	21
33	GARNER, Shep	g	5-10	3-8	0-0	0	3	3	1	13	2	1	0	0	26
01	ZEMGULIS, Deivis	g	0-1	0-1	0-0	1	0	1	0	0	0	0	0	0	8
03	PIERCE, Satchel	g	0-1	0-0	2-5	0	1	1	3	2	1	1	0	0	10
04	BOSTICK, Nazeer	g	4-5	0-0	2-4	1	1	2	0	10	4	0	0	4	20
05	WHEELER, Jamari	g	0-1	0-1	1-2	0	1	1	3	1	2	0	0	1	19
21	HARRAR, John	g	2-3	0-0	0-1	1	0	1	0	4	0	0	0	0	5
35	BUTTRICK, Trent	g	1-2	0-0	0-2	2	1	3	2	2	0	1	0	0	3
44	MOORE, Julian	g	2-2	0-0	0-0	2	2	4	1	4	0	2	0	0	14
Team						0	2	2							
Totals			34-59	9-22	8-18	10	32	42	15	85	16	11	5	10	200

FG % 1st Half: 18-34 52.9% 2nd half: 16-25 64.0% Game: 34-59 57.6%
 3FG % 1st Half: 7-15 46.7% 2nd half: 2-7 28.6% Game: 9-22 40.9%
 FT % 1st Half: 4-6 66.7% 2nd half: 4-12 33.3% Game: 8-18 44.4%

Pittsburgh 54 • 1-3

#	Player	Total		3-Ptr		Rebounds		PF	TP	A	T	Blk	Stl	Min	
		FG	FGA	FG	FGA	Off	Def								Tot
04	LUTHER, Ryan	f	2-11	1-5	1-2	3	6	9	2	6	1	1	0	1	29
21	BROWN, Terrell	f	1-3	0-0	0-0	1	1	1	1	2	0	2	0	0	11
00	WILSON-FRAME, Jared	g	6-19	5-12	0-0	2	0	2	2	17	1	3	0	1	25
02	MILLIGAN, Jonathan	g	3-5	1-2	1-3	0	1	1	0	8	2	0	0	0	19
13	DAVIS, Khameron	g	0-0	0-0	0-1	0	3	3	1	0	1	0	0	0	21
01	STEWART, Parker	g	1-7	1-5	0-0	0	1	1	1	3	1	0	0	0	20
05	CARR, Marcus	g	3-6	1-2	2-2	0	1	1	1	9	1	4	0	1	23
15	CHUKWUKA, Kene	g	0-0	0-0	0-0	1	2	3	4	0	1	0	0	1	15
23	STEVENSON, Shamiel	g	1-5	0-1	0-0	0	0	0	0	2	3	0	0	0	13
04	GEORGE, Samson	g	0-0	0-0	1-2	0	1	1	3	1	0	0	0	0	6
33	BOYKINS, Monty	g	1-2	1-2	1-2	0	1	1	2	4	0	2	0	1	10
42	ILEGOMAH, Peace	g	0-0	0-0	2-2	2	2	4	4	2	0	1	0	0	8
Team						2	3	5							
Totals			18-58	10-29	8-14	10	22	32	21	54	11	14	0	5	200

FG % 1st Half: 8-28 28.6% 2nd half: 10-30 33.3% Game: 18-58 31.0%
 3FG % 1st Half: 4-14 28.6% 2nd half: 6-15 40.0% Game: 10-29 34.5%
 FT % 1st Half: 1-2 50.0% 2nd half: 7-12 58.3% Game: 8-14 57.1%

Officials: Earl Walton, Sean Hull, Raymond Stynons
 Technical fouls: Penn State-None. Pittsburgh-None.
 Attendance: 5904
 2017 Progressive Legends Classic - Semifinal Game 2

Score by periods	1st	2nd	Total
Penn State	47	38	85
Pittsburgh	21	33	54

Points	In	Off	2nd	Fast	Bench
PSU	Paint	T/O	Chance	Break	
42	40	25	8	12	23
UP	12	3	8	0	21

Official Basketball Box Score -- Game Totals -- Final Statistics
Penn State vs Texas A&M
11/21/17 6:05 p.m. at Barclays Center (Brooklyn, N.Y.)

6

Penn State 87 • 5-1

#	Player	Total		3-Ptr		Rebounds		PF	TP	A	T	Blk	Stl	Min	
		FG	FGA	FG	FGA	Off	Def								Tot
11	Stevens, Lamar	f	8-16	0-3	9-11	3	4	7	3	25	5	1	2	1	36
24	Watkins, Mike	f	3-5	0-0	1-2	1	2	3	7	2	0	2	1	25	
10	Carr, Tony	g	11-20	2-4	7-11	0	1	1	2	31	3	2	0	4	38
23	Reaves, Josh	g	2-5	1-4	2-2	1	1	2	5	7	4	0	1	4	32
33	Garner, Shep	g	2-7	2-7	0-0	0	2	2	1	6	1	2	0	1	26
03	Pierce, Satchel	g	2-2	0-0	0-0	1	2	3	2	4	0	2	0	1	11
04	Bostick, Nazeer	g	0-1	0-0	1-2	0	0	0	1	1	0	1	0	0	8
05	Wheeler, Jamari	g	2-3	0-1	0-0	1	1	2	3	4	0	1	0	2	16
21	Harrar, John	g	0-0	0-0	0-0	0	0	0	1	0	0	1	0	0	2
44	Moore, Julian	g	1-2	0-0	0-0	0	0	0	0	2	0	0	0	0	6
Team						2	1	3							
Totals			31-61	5-19	20-28	9	14	23	21	87	15	10	5	14	200

FG % 1st Half: 16-26 61.5% 2nd half: 15-35 42.9% Game: 31-61 50.8%
 3FG % 1st Half: 2-9 22.2% 2nd half: 3-10 30.0% Game: 5-19 26.3%
 FT % 1st Half: 6-7 85.7% 2nd half: 14-21 66.7% Game: 20-28 71.4%

Texas A&M 98 • 4-0

#	Player	Total		3-Ptr		Rebounds		PF	TP	A	T	Blk	Stl	Min	
		FG	FGA	FG	FGA	Off	Def								Tot
01	HOGG, D.J.	f	2-10	1-4	2-4	2	5	7	3	7	4	1	2	1	39
10	TROCHA-MORELOS, Ton	f	3-5	1-3	4-4	1	4	5	2	11	1	3	0	1	26
34	DAVIS, Tyler	c	6-9	1-1	2-2	2	4	6	1	15	1	0	0	1	28
03	GILDER, Admon	g	4-4	2-2	4-4	0	4	4	4	14	3	4	1	0	26
13	WILSON, Duane	g	7-10	1-1	7-7	0	2	2	4	22	6	3	1	1	30
00	CHANDLER, Jay Jay	g	1-2	0-1	2-2	1	0	1	2	4	1	0	0	0	14
02	STARKS, T.J.	g	0-2	0-0	4-4	0	0	0	1	4	1	3	0	0	14
44	WILLIAMS, Robert	g	10-12	0-0	1-2	3	7	10	4	21	1	2	1	1	23
Team						0	1	1							
Totals			33-54	6-12	26-29	9	27	36	21	98	18	16	5	5	200

FG % 1st Half: 15-27 55.6% 2nd half: 18-27 66.7% Game: 33-54 61.1%
 3FG % 1st Half: 4-8 50.0% 2nd half: 2-4 50.0% Game: 6-12 50.0%
 FT % 1st Half: 8-8 100.0% 2nd half: 18-21 85.7% Game: 26-29 89.7%

Officials: Brian Dorsey, Donnie Eppley, Rob Riley
 Technical fouls: Penn State-None. Texas A&M-None.
 Attendance: 5081
 Progressive Legends Classic Championship Game
 Progressive Legends Classic MVP - Robert Williams III
 Progressive Legends Classic All-Tournament Team - Jeffrey Carroll (OSU),
 Lamar Stevens (PSU), Tony Carr (PSU), Duane Wilson (TA&M)

Score by periods	1st	2nd	Total
Penn State	40	47	87
Texas A&M	42	56	98

Points	In	Off	2nd	Fast	Bench
PSU	Paint	T/O	Chance	Break	
42	23	11	14	11	29
TAMU	52	19	14	17	21

Last FG - PSU 2nd-00:08, TAMU 2nd-00:48.
 Largest lead - PSU by 5 1st-02:24, TAMU by 17 2nd-12:09.
 PSU led for 08:59. TAMU led for 27:37. Game was tied for 03:24.
 Score tied - 8 times.
 Lead changed - 11 times.

Official Basketball Box Score -- Game Totals -- Final Statistics
Oral Roberts vs Penn State
11/24/2017 3 p.m. at University Park, Pa. (Bryce Jordan Ctr)

7

Oral Roberts 48 • 1-5

#	Player	Total		3-Ptr		Rebounds		PF	TP	A	T	Blk	Stl	Min	
		FG	FGA	FG	FGA	Off	Def								Tot
23	Nzekwesi, Emmanuel	f	5-10	1-2	0-0	2	4	6	1	11	1	3	1	1	32
25	White, Javan	f	1-6	0-1	0-0	2	2	4	3	2	2	0	2	27	
44	Owens, Albert	c	1-7	0-0	1-2	2	3	5	0	3	0	1	0	1	18
02	Ruder, Austin	g	1-7	1-5	0-0	1	1	2	0	3	1	3	0	2	29
10	Kearns, Sam	g	3-7	2-3	0-0	1	1	2	3	8	1	8	0	1	34
03	Harris, Jontray	g	4-7	1-2	0-0	2	2	4	2	9	1	0	0	0	21
20	Sutton, Spencer	g	1-5	1-3	0-0	2	1	3	0	3	2	0	0	0	15
32	Manek, Kellen	g	0-0	0-0	0-0	0	0	0	0	0	0	0	0	0	2
33	Ahmedic, Emir	g	1-3	0-0	1-2	0	0	0	2	3	0	0	0	0	8
52	Miller, Chris	g	2-5	0-0	2-2	0	1	1	2	6	0	0	2	0	14
Team						2	1	3							
Totals			19-57	6-16	4-7	14	16	30	13	48	8	18	3	7	200

FG % 1st Half: 7-27 25.9% 2nd half: 12-30 40.0% Game: 19-57 33.3%
 3FG % 1st Half: 2-5 40.0% 2nd half: 4-11 36.4% Game: 6-16 37.5%
 FT % 1st Half: 3-5 60.0% 2nd half: 1-2 50.0% Game: 4-7 57.1%

Penn State 86 • 6-1

#	Player	Total		3-Ptr		Rebounds		PF	TP	A	T	Blk	Stl	Min
		FG	FGA	FG	FGA	Off	Def							
11	Stevens, Lamar													

2017-18 PENN STATE BOX SCORES

Official Basketball Box Score -- Game Totals -- Final Statistics Penn State vs Iowa 12/02/17 4 p.m. at Carver-Hawkeye Arena - Iowa City, IA

9

Penn State 77 • 7-2, 1-0

#	Player	Total		3-Ptr		Rebounds			PF	TP	A	TO	Blk	Stl	Min
		FG-FGA	FG-FGA	FT-FTA	Off	Def	Tot								
11	Stevens, Lamar	f	7-15	2-4	6-6	2	3	5	3	22	0	1	2	2	28
24	Watkins, Mike	f	9-13	0-0	1-3	3	4	7	4	19	0	3	3	1	36
10	Carr, Tony	g	5-15	4-6	2-2	2	4	6	2	16	9	2	0	1	39
23	Reaves, Josh	g	3-9	2-5	0-0	1	2	3	4	8	3	0	1	31	
33	Garner, Shep	g	4-7	4-6	0-0	0	2	2	4	12	2	4	0	1	27
03	Pierce, Satchel	g	0-1	0-0	0-0	1	1	2	3	0	0	1	0	5	
04	Bostick, Nazeer	g	0-1	0-0	0-0	0	1	1	0	0	1	1	0	8	
05	Wheeler, Jamari	g	0-3	0-2	0-0	0	1	1	0	4	1	0	0	20	
21	Harrar, John	g	0-0	0-0	0-0	0	0	0	2	0	0	0	0	3	
44	Moore, Julian	g	0-0	0-0	0-0	0	1	1	0	0	0	0	1	3	
Team						2	0	2					1		
Totals			28-64	12-23	9-11	11	19	30	22	77	19	14	7	8	200

FG % 1st Half: 15-31 48.4% 2nd half: 13-33 39.4% Game: 28-64 43.8%
 3FG % 1st Half: 7-12 58.3% 2nd half: 5-11 45.5% Game: 12-23 52.2%
 FT % 1st Half: 2-2 100.0 2nd half: 7-9 77.8% Game: 9-11 81.8%

Iowa 73 • 4-4, 0-1

#	Player	Total		3-Ptr		Rebounds			PF	TP	A	TO	Blk	Stl	Min
		FG-FGA	FG-FGA	FT-FTA	Off	Def	Tot								
05	Cook, Tyler	f	7-13	0-0	9-13	7	5	12	1	23	4	5	0	1	34
51	Baer, Nicholas	f	2-7	0-3	0-0	3	2	5	1	4	0	2	2	0	26
55	Garza, Luka	c	2-4	0-1	2-4	0	3	3	0	6	0	0	0	1	14
03	Bohannon, Jordan	g	3-6	2-4	0-0	0	2	2	8	4	3	0	1	34	
04	Moss, Isaiah	g	6-13	1-3	0-0	0	3	3	2	13	2	4	0	1	31
00	Wagner, Ahmad	g	1-2	0-0	0-0	0	1	1	2	2	0	0	0	10	
01	Dailey, Maishe	g	0-0	0-0	0-0	0	0	0	0	0	0	0	0	4	
02	Nunge, Jack	g	1-1	0-0	0-0	0	1	1	2	2	2	3	0	15	
15	Kriener, Ryan	g	2-3	1-1	0-0	3	1	4	2	5	2	0	1	7	
24	Ellingson, Brady	g	0-0	0-0	0-0	0	0	0	1	0	3	0	0	6	
35	Pemsl, Cordell	g	4-6	0-0	2-4	0	5	5	2	10	1	2	0	19	
Team						1	2	3							
Totals			28-55	4-12	13-21	14	25	39	15	73	16	18	6	5	200

FG % 1st Half: 13-29 44.8% 2nd half: 15-26 57.7% Game: 28-55 50.9%
 3FG % 1st Half: 1-5 20.0% 2nd half: 3-7 42.9% Game: 4-12 33.3%
 FT % 1st Half: 7-11 63.6% 2nd half: 6-10 60.0% Game: 13-21 61.9%

Officials: D.J. Carstensen, Larry Scirotto, Bill Ek
 Technical fouls: Penn State-None. Iowa-None.
 Attendance: 12805

Score by periods	1st	2nd	Total
Penn State	39	38	77
Iowa	34	39	73

	In	Off	2nd	Fast	Bench
Points	26	22	11	2	0
PSU	42	14	13	6	19

Last FG - PSU 2nd-00:20, IOWA 2nd-00:04.
 Largest lead - PSU by 10 1st-17:14, IOWA None.
 PSU led for 39:17. IOWA led for 00:00. Game was tied for 00:43.

Score tied - 1 time.
 Lead changed - 0 times.

Official Basketball Box Score -- Game Totals -- Final Statistics Wisconsin vs Penn State 12/4/17 7:01 p.m. at University Park, Pa. (Bryce Jordan Ctr.)

10

Wisconsin 64 • 4-5, 1-1

#	Player	Total		3-Ptr		Rebounds			PF	TP	A	TO	Blk	Stl	Min
		FG-FGA	FG-FGA	FT-FTA	Off	Def	Tot								
02	Ford, Aleem	f	2-3	1-2	0-1	1	3	4	2	5	1	1	0	1	21
21	Iverson, Khalil	f	7-8	0-0	2-4	0	5	5	4	16	1	2	2	2	31
22	Happ, Ethan	f	3-12	0-0	3-4	5	5	10	5	9	3	2	1	1	28
00	Trice, D'Mitrik	g	2-9	0-2	5-6	0	0	0	3	9	3	2	0	0	34
34	Davidson, Brad	g	0-4	0-2	0-0	0	2	2	5	0	2	2	0	2	28
01	Pritzl, Brevin	g	1-2	1-1	3-4	0	5	5	1	6	2	0	0	1	21
23	King, Kobe	g	3-4	2-2	0-0	2	1	3	1	8	1	0	1	0	24
35	Reuvers, Nate	g	5-10	1-2	0-0	0	4	4	2	11	0	0	0	1	13
Team						0	3	3					1		
Totals			23-52	5-11	13-19	8	28	36	23	64	13	10	4	8	200

FG % 1st Half: 11-24 45.8% 2nd half: 12-28 42.9% Game: 23-52 44.2%
 3FG % 1st Half: 1-4 25.0% 2nd half: 4-7 57.1% Game: 5-11 45.5%
 FT % 1st Half: 8-12 66.7% 2nd half: 5-7 71.4% Game: 13-19 68.4%

Penn State 63 • 7-3, 1-1

#	Player	Total		3-Ptr		Rebounds			PF	TP	A	TO	Blk	Stl	Min
		FG-FGA	FG-FGA	FT-FTA	Off	Def	Tot								
11	Stevens, Lamar	f	1-7	0-3	2-2	2	4	6	2	4	3	2	0	0	29
24	Watkins, Mike	f	9-13	0-1	4-6	2	6	8	1	22	0	2	7	1	34
10	Carr, Tony	g	5-22	0-3	6-6	2	7	9	3	16	1	2	1	2	38
23	Reaves, Josh	g	2-5	1-3	2-2	1	2	3	4	7	5	0	4	0	35
33	Garner, Shep	g	3-7	1-4	6-7	1	1	2	3	13	1	2	0	2	33
04	Bostick, Nazeer	g	0-0	0-0	0-0	0	0	0	1	0	1	2	0	0	7
05	Wheeler, Jamari	g	0-1	0-0	0-0	0	1	1	2	0	1	1	0	1	17
21	Harrar, John	g	0-0	0-0	0-0	0	0	0	0	0	0	0	0	0	2
44	Moore, Julian	g	0-1	0-0	1-2	2	0	2	0	1	0	0	1	0	5
Team						0	3	3							
Totals			20-56	2-14	21-25	10	24	34	16	63	12	11	13	6	200

FG % 1st Half: 9-26 34.6% 2nd half: 11-30 36.7% Game: 20-56 35.7%
 3FG % 1st Half: 1-6 16.7% 2nd half: 1-8 12.5% Game: 2-14 14.3%
 FT % 1st Half: 6-9 66.7% 2nd half: 15-16 93.8% Game: 21-25 84.0%

Officials: Terry Oglesby, Lamont Simpson, Donnie Eppley
 Technical fouls: Wisconsin-None. Penn State-None.
 Attendance: 6730

Score by periods	1st	2nd	Total
Wisconsin	31	33	64
Penn State	25	38	63

	In	Off	2nd	Fast	Bench
Points	30	11	4	2	25
PSU	30	13	13	2	1

Last FG - WIS 2nd-02:38, PSU 2nd-00:25.
 Largest lead - WIS by 17 2nd-09:40, PSU by 5 1st-11:51.
 WIS led for 28:24. PSU led for 09:23. Game was tied for 02:13.

Score tied - 5 times.
 Lead changed - 6 times.

Official Basketball Box Score -- Game Totals -- Final Statistics George Washington vs Penn State 12/9/17 4:00 p.m. at University Park, Pa. (Bryce Jordan Ctr.)

11

George Washington 54 • 5-5

#	Player	Total		3-Ptr		Rebounds			PF	TP	A	TO	Blk	Stl	Min
		FG-FGA	FG-FGA	FT-FTA	Off	Def	Tot								
10	STEEVES, Patrick	f	4-6	0-1	0-0	1	0	1	0	8	2	2	0	1	29
11	TORO, Arnaldo	f	2-8	0-1	5-7	0	6	6	0	9	0	0	1	1	32
01	NOLAN JR, Terry	g	0-3	0-2	1-2	1	2	3	2	1	1	2	1	0	23
03	BOLDEN, Jair	g	3-9	2-6	4-4	0	1	1	1	12	0	3	0	1	33
12	WATANABE, Yuta	g	8-15	0-2	2-3	2	4	6	2	18	0	2	1	0	31
00	MAZZULLA, Justin	g	0-2	0-0	2-2	1	1	2	3	2	0	1	0	1	13
04	WILLIAMS, Justin	g	1-2	0-0	0-0	0	3	3	1	2	0	1	0	0	12
05	MITOLA, Adam	g	0-1	0-1	0-0	0	0	0	0	0	1	0	0	0	4
14	JACK, Maceo	g	0-1	0-0	0-0	0	0	0	1	0	0	0	0	0	6
32	LANGARICA, Javier	g	1-3	0-2	0-2	0	2	2	0	2	0	0	1	2	4
35	ZEIGLER, Bo	g	0-2	0-0	0-0	0	0	0	3	0	1	2	1	1	13
Team						1	0	1					3		
Totals			19-52	2-15	14-20	6	19	25	13	54	5	16	5	7	200

FG % 1st Half: 5-23 21.7% 2nd half: 14-29 48.3% Game: 19-52 36.5%
 3FG % 1st Half: 1-7 14.3% 2nd half: 1-8 12.5% Game: 2-15 13.3%
 FT % 1st Half: 8-9 88.9% 2nd half: 6-11 54.5% Game: 14-20 70.0%

Penn State 74 • 8-3

#	Player	Total		3-Ptr		Rebounds			PF	TP	A	TO	Blk	Stl	Min
		FG-FGA	FG-FGA	FT-FTA	Off	Def	Tot								
11	Stevens, Lamar	f	5-10	0-0	0-2	1	4	5	2	10	3	2	0	0	31
24	Watkins, Mike	f	7-11	0-0	1-1	3	9	12	2	15	1	2	4	0	31
10	Carr, Tony	g	6-12	2-3	5-6	1	5	6	1	19	4	3	0	2	35
23	Reaves, Josh	g	5-7	0-0	1-3	2	1	3	4	11	3	1	0	3	28
33	Garner, Shep	g</													

2017-18 PENN STATE BOX SCORES

13

Official Basketball Box Score -- Game Totals -- Final Statistics
Binghamton vs Penn State
12/19/17 7 p.m. ET at University Park, Pa. (Bryce Jordan Ctr)

Binghamton 65 • 8-5

#	Player	Total		3-Ptr		Rebounds			PF	TP	A	TO	Blk	Stl	Min
		FG-FGA	FG-FGA	FT-FTA	Off	Def	Tot								
32	Thomas Bruce	f	5-10	0-0	0-1	4	5	9	4	10	0	3	1	1	25
42	Willie Rodriguez	f	2-7	1-3	1-2	2	2	4	1	6	0	1	0	3	31
04	Timmy Rose	g	2-3	1-1	0-0	0	1	1	0	5	3	4	0	0	23
22	Everson Davis	g	3-8	0-1	0-0	1	0	1	2	6	0	1	0	2	18
33	J.C. Show	g	5-16	3-8	0-0	1	3	4	2	13	5	2	0	0	38
00	Fard Muhammad	f	3-8	3-7	0-0	0	1	1	1	9	0	1	0	1	19
05	Tyler Stewart	f	5-9	1-1	1-2	2	3	5	2	12	0	0	1	1	16
15	Bobby Ahearn	f	1-2	0-1	0-0	0	2	2	3	2	1	0	0	0	14
20	Caleb Stewart	f	1-2	0-0	0-0	1	1	2	2	2	2	2	0	0	13
41	Dusan Perovic	f	0-1	0-0	0-0	0	0	0	1	0	0	0	0	0	3
	Team					2	0	2			1				
	Totals		27-66	9-23	2-5	13	18	31	18	65	11	15	2	8	200

FG % 1st Half: 15-31 48.4% 2nd half: 12-35 34.3% Game: 27-66 40.9% Deadball Rebounds 2
 3FG % 1st Half: 5-10 50.0% 2nd half: 4-13 30.8% Game: 9-23 39.1%
 FT % 1st Half: 1-2 50.0% 2nd half: 1-3 33.3% Game: 2-5 40.0%

Penn State 80 • 10-3

#	Player	Total		3-Ptr		Rebounds			PF	TP	A	TO	Blk	Stl	Min
		FG-FGA	FG-FGA	FT-FTA	Off	Def	Tot								
11	Stevens, Lamar	f	6-14	0-1	4-6	2	6	8	3	16	1	3	0	1	36
24	Watkins, Mike	f	5-8	0-0	2-4	2	9	11	2	12	1	1	3	1	32
10	Carr, Tony	g	6-12	2-5	1-1	0	4	4	1	15	9	2	0	1	36
23	Reaves, Josh	g	6-9	2-3	1-2	1	1	2	15	4	3	1	2	39	
33	Garner, Shep	g	5-7	5-7	0-0	1	1	2	15	2	1	0	1	24	
03	Pierce, Satchel	g	0-0	0-0	0-2	1	0	1	0	0	0	1	0	2	
04	Bostick, Nazeer	f	1-1	0-0	0-0	0	2	2	0	2	0	0	0	11	
05	Wheeler, Jamari	f	2-3	1-1	0-0	2	1	3	1	5	0	4	0	10	
35	Buttrick, Trent	f	0-0	0-0	0-0	0	0	0	0	0	2	0	0	3	
44	Moore, Julian	f	0-0	0-0	0-0	0	2	2	0	0	0	0	0	7	
	Team					1	1	2							
	Totals		31-54	10-17	8-15	9	27	36	10	80	17	17	4	7	200

FG % 1st Half: 16-31 51.6% 2nd half: 15-23 65.2% Game: 31-54 57.4% Deadball Rebounds 3
 3FG % 1st Half: 5-10 50.0% 2nd half: 5-7 71.4% Game: 10-17 58.8%
 FT % 1st Half: 2-5 40.0% 2nd half: 6-10 60.0% Game: 8-15 53.3%

Officials: Larry Sciroto, Chris Beaver, Brandon Cruz
 Technical fouls: Binghamton-None. Penn State-None.
 Attendance: 4009

Score by periods	1st	2nd	Total
Binghamton	36	29	65
Penn State	39	41	80

Last FG - BING 2nd-00:47, PSU 2nd-02:39.
 Largest lead - BING by 3 1st-10:39, PSU by 12 2nd-02:39.
 BING led for 00:17. PSU led for 37:11. Game was tied for 02:32.

Points	In	Off	2nd	Fast	Bench
BING	30	14	9	10	25
PSU	36	17	14	2	7

Score tied - 4 times.
 Lead changed - 2 times.

14

Official Basketball Box Score -- Game Totals -- Final Statistics
Rider vs Penn State
12/22/17 7:00 p.m. at University Park, Pa. (Bryce Jordan Ctr.)

Rider 71 • 7-5

#	Player	Total		3-Ptr		Rebounds			PF	TP	A	TO	Blk	Stl	Min
		FG-FGA	FG-FGA	FT-FTA	Off	Def	Tot								
14	Vaughn, Dimencio	f	6-9	2-5	2-3	0	7	7	3	16	0	2	0	1	33
20	Marshall, Tyere	c	6-13	0-0	3-5	1	3	4	3	15	0	1	1	0	34
02	Allen, Jordan	g	3-15	2-10	0-0	0	6	6	1	8	0	0	0	2	23
12	Durham, Anthony	g	2-5	2-5	0-0	0	0	0	0	4	6	3	0	0	29
23	Jordan, Stevie	g	4-10	2-4	2-2	1	3	4	4	12	7	2	0	2	32
05	Randall, Tyrei	g	0-0	0-0	0-0	0	0	0	0	0	0	0	0	0	2
10	Washington-Ives, Kea	g	0-1	0-0	0-0	0	2	2	2	0	1	2	0	0	12
11	Eke, Devine	g	0-0	0-0	0-0	0	0	0	0	0	0	0	0	0	4
13	Scott, Frederick	g	5-8	1-2	3-9	3	6	9	2	14	0	3	1	0	22
15	Cisse, Karamoko	g	0-2	0-0	0-0	0	1	1	0	0	0	0	0	0	6
44	Wilson, Paxton	g	0-1	0-1	0-0	0	1	1	1	0	0	0	0	0	3
	Team					5	1	6			2				
	Totals		26-64	9-27	10-19	10	30	40	20	71	11	12	2	5	200

FG % 1st Half: 11-29 37.9% 2nd half: 15-35 42.9% Game: 26-64 40.6% Deadball Rebounds 5
 3FG % 1st Half: 5-13 38.5% 2nd half: 4-14 28.6% Game: 9-27 33.3%
 FT % 1st Half: 4-7 57.1% 2nd half: 6-12 50.0% Game: 10-19 52.6%

Penn State 70 • 10-4

#	Player	Total		3-Ptr		Rebounds			PF	TP	A	TO	Blk	Stl	Min
		FG-FGA	FG-FGA	FT-FTA	Off	Def	Tot								
11	Stevens, Lamar	f	5-15	0-1	0-2	4	7	11	4	10	6	1	1	0	30
24	Watkins, Mike	f	4-5	0-0	2-2	0	9	9	4	10	0	2	4	0	24
10	Carr, Tony	g	3-14	2-6	2-2	0	4	4	1	10	2	1	1	0	32
23	Reaves, Josh	g	3-8	0-3	4-4	4	9	13	3	10	8	1	1	5	36
33	Garner, Shep	g	6-12	6-11	0-0	1	1	2	0	18	0	3	0	0	35
03	Pierce, Satchel	g	0-0	0-0	0-0	0	0	0	0	1	0	2	0	0	3
04	Bostick, Nazeer	f	1-1	1-1	1-2	0	1	1	3	4	0	2	1	0	12
05	Wheeler, Jamari	f	2-3	0-1	0-2	1	1	2	2	4	0	0	0	1	14
21	Harrar, John	f	0-0	0-0	0-1	0	0	0	1	0	1	0	0	0	2
44	Moore, Julian	f	2-4	0-0	0-0	0	0	0	0	4	0	0	4	1	12
	Team					0	0	0							
	Totals		26-62	9-23	9-15	10	32	42	19	70	16	13	12	7	200

FG % 1st Half: 14-34 41.2% 2nd half: 12-28 42.9% Game: 26-62 41.9% Deadball Rebounds 2
 3FG % 1st Half: 7-12 58.3% 2nd half: 2-11 18.2% Game: 9-23 39.1%
 FT % 1st Half: 0-1 0.0% 2nd half: 9-14 64.3% Game: 9-15 60.0%

Officials: Rob Riley, Steve McLunkins, Edwin Young
 Technical fouls: Rider-Allen, Jordan. Penn State-Bostick, Nazeer.
 Attendance: 4217

Score by periods	1st	2nd	Total
Rider	31	40	71
Penn State	35	35	70

Points	In	Off	2nd	Fast	Bench
RID	32	4	9	12	14
PSU	30	9	13	4	12

Last FG - RID 2nd-00:00, PSU 2nd-00:22.
 Largest lead - RID by 3 1st-19:30, PSU by 10 2nd-14:18.
 RID led for 02:41. PSU led for 35:08. Game was tied for 02:11.

Score tied - 13 times.
 Lead changed - 12 times.

15

Official Basketball Box Score -- Game Totals -- Final Statistics
Coppin State vs Penn State
12/30/17 1:00 p.m. at University Park, Pa. (Bryce Jordan Ctr.)

Coppin State 43 • 0-15

#	Player	Total		3-Ptr		Rebounds			PF	TP	A	TO	Blk	Stl	Min
		FG-FGA	FG-FGA	FT-FTA	Off	Def	Tot								
00	TRAORE, Adam	f	2-3	0-1	1-2	1	3	4	4	5	1	2	0	1	23
05	COUNCIL, Cedric	f	3-8	1-4	4-5	1	3	4	0	11	1	1	1	0	32
20	HARDWICK, Jordan	f	2-3	1-1	0-0	0	0	0	5	5	0	2	1	0	8
10	DAVIS, Karonn	g	1-8	0-2	3-4	0	2	2	0	5	3	5	0	1	29
22	MORGAN, Lamar	g	0-5	0-3	1-3	0	6	6	0	1	2	1	0	0	24
04	THOMAS, Tre'	f	3-9	3-4	0-0	0	1	1	3	9	0	3	0	1	32
15	SIMPSON, Blake	f	2-3	0-0	0-0	0	2	2	0	4	0	1	0	0	20
21	BROWNLEE, Lucian	f	1-5	1-3	0-0	0	1	1	4	3	1	1	0	1	19
24	FAIR, Keandre	f	0-2	0-2	0-0	0	2	2	2	0	0	0	0	1	13
	Team					2	0	2			2				
	Totals		14-46	6-20	9-14	4	20	24	18	43	8	18	2	5	200

FG % 1st Half: 8-23 34.8% 2nd half: 6-23 26.1% Game: 14-46 30.4% Deadball Rebounds 3
 3FG % 1st Half: 3-9 33.3% 2nd half: 3-11 27.3% Game: 6-20 30.0%
 FT % 1st Half: 4-6 66.7% 2nd half: 5-8 62.5% Game: 9-14 64.3%

Penn State 88 • 11-4

#	Player	Total		3-Ptr		Rebounds			PF	TP	A	TO	Blk	Stl	Min
		FG-FGA	FG-FGA	FT-FTA	Off	Def	Tot								
11	Stevens, Lamar	f	4-11	1-4	2-2	1	4	5	1	11	2	0	0	1	19
24	Watkins, Mike	f	3-6	0-0	5-5	2	4	6	1	11	2	2	3	0	21
10	Carr, Tony	g	7-9	3-4	4-5	0									

2017-18 PENN STATE BOX SCORES

Official Basketball Box Score -- Game Totals -- Final Statistics Northwestern vs Penn State 1/5/18 8:00 p.m. at University Park, Pa. (Bryce Jordan Ctr.)

17

Northwestern 63 • 10-7, 1-3

#	Player	Total			3-Ptr			Rebounds			PF	TP	A	TO	Blk	Stl	Min
		FG-FGA	FG-FGA	FT-FTA	FG-FGA	FG-FGA	FT-FTA	Off	Def	Tot							
4	Vic Law	f	3-7	1-3	1-1	1	5	6	4	8	5	1	0	3	30		
44	Garvin Skelly	f	2-6	1-3	2-2	2	2	4	3	7	0	2	0	1	19		
5	Derek Pardon	c	3-6	0-0	0-0	2	2	4	5	6	1	1	1	1	32		
20	Scottie Lindsey	g	3-17	3-11	0-0	0	4	4	1	9	1	4	1	1	34		
30	Bryant McIntosh	g	6-14	4-6	2-2	2	1	3	3	18	4	5	0	2	34		
11	Anthony Gaines	g	2-4	0-1	1-1	0	0	0	1	5	0	0	0	0	13		
12	Isiah Brown	g	1-3	0-1	0-0	2	0	2	1	2	0	0	0	0	8		
23	Jordan Ash	g	2-3	2-2	0-0	0	2	2	0	6	0	1	0	0	16		
25	Barret Benson	g	1-1	0-0	0-0	1	1	2	2	2	0	1	0	0	12		
35	Aaron Falzon	g	0-1	0-1	0-0	0	0	0	1	0	0	0	0	0	2		
Team						0	0	0									
Totals			23-62	11-28	6-6	10	17	27	21	63	11	15	2	8	200		

FG % 1st Half: 13-32 40.6% 2nd half: 10-30 33.3% Game: 23-62 37.1%
3FG % 1st Half: 5-13 38.5% 2nd half: 6-15 40.0% Game: 11-28 39.3%
FT % 1st Half: 3-3 100.0 2nd half: 3-3 100.0 Game: 6-6 100.0

Penn State 78 • 12-5, 2-2

#	Player	Total			3-Ptr			Rebounds			PF	TP	A	TO	Blk	Stl	Min
		FG-FGA	FG-FGA	FT-FTA	FG-FGA	FG-FGA	FT-FTA	Off	Def	Tot							
11	Stevens, Lamar	f	14-19	1-3	1-3	2	3	5	1	30	2	4	0	1	37		
24	Watkins, Mike	f	5-6	0-0	8-11	4	13	17	2	18	0	2	4	2	31		
10	Carr, Tony	g	3-13	1-4	5-7	0	4	4	2	12	5	1	0	0	30		
23	Reaves, Josh	g	3-5	1-1	0-1	2	4	6	3	7	1	2	2	1	24		
33	Garner, Shep	g	1-4	0-2	0-0	0	2	2	2	2	1	2	1	2	31		
04	Bostick, Nazeer	g	1-2	0-1	0-0	0	1	1	0	2	1	1	1	0	19		
05	Wheeler, Jamari	g	2-5	0-2	0-0	1	1	2	0	4	5	3	0	3	19		
44	Moore, Julian	g	1-1	0-0	1-1	1	0	1	1	3	0	0	0	0	9		
Team						2	0	2									
Totals			30-55	3-13	15-23	12	28	40	11	78	15	16	8	9	200		

FG % 1st Half: 17-24 70.8% 2nd half: 13-31 41.9% Game: 30-55 54.5%
3FG % 1st Half: 2-6 33.3% 2nd half: 1-7 14.3% Game: 3-13 23.1%
FT % 1st Half: 5-8 62.5% 2nd half: 10-15 66.7% Game: 15-23 65.2%

Officials: Donnie Eppley, Chris Beaver, Steve McJunkins
Technical fouls: Northwestern-None. Penn State-None.
Attendance: 4682

Score by periods	1st	2nd	Total
Northwestern	34	29	63
Penn State	41	37	78

Points	In	Off	2nd	Fast	Bench
	Paint	T/O	Chance	Break	
Northwestern	18	14	13	6	15
Penn State	48	19	14	6	9

Last FG - NU 2nd-01:34, PSU 2nd-00:12.
Largest lead - NU None, PSU by 17 2nd-03:19.
NU led for 00:00. PSU led for 38:59. Game was tied for 01:01.
Score tied - 1 time.
Lead changed - 0 times.

Official Basketball Box Score -- Game Totals -- Final Statistics Penn State vs Indiana 01/09/18 6:30pm at Simon Skjodt Assembly Hall

18

Penn State 70 • 12-6, 2-3

#	Player	Total			3-Ptr			Rebounds			PF	TP	A	TO	Blk	Stl	Min
		FG-FGA	FG-FGA	FT-FTA	FG-FGA	FG-FGA	FT-FTA	Off	Def	Tot							
11	Stevens, Lamar	f	9-15	2-3	0-3	0	7	7	3	20	1	2	1	1	36		
24	Watkins, Mike	f	4-4	0-0	2-3	4	8	12	3	10	1	3	0	2	27		
04	Bostick, Nazeer	g	2-6	1-2	0-0	1	4	5	4	5	0	3	0	1	25		
10	Carr, Tony	g	9-20	1-4	9-10	0	2	2	3	28	3	5	0	0	39		
33	Garner, Shep	g	2-4	2-4	0-0	0	1	1	4	6	0	0	0	0	34		
03	Pierce, Satchel	g	0-0	0-0	0-0	0	1	1	1	0	0	0	0	0	8		
05	Wheeler, Jamari	g	0-2	0-1	1-2	0	1	1	1	1	2	1	2	1	22		
44	Moore, Julian	g	0-1	0-0	0-0	0	1	1	1	0	1	0	1	0	9		
Team						0	1	1									
Totals			26-52	6-14	12-18	5	26	31	20	70	8	14	4	5	200		

FG % 1st Half: 14-30 46.7% 2nd half: 12-22 54.5% Game: 26-52 50.0%
3FG % 1st Half: 3-9 33.3% 2nd half: 3-5 60.0% Game: 6-14 42.9%
FT % 1st Half: 0-0 0.0% 2nd half: 12-18 66.7% Game: 12-18 66.7%

Indiana 74 • 10-7, 3-2

#	Player	Total			3-Ptr			Rebounds			PF	TP	A	TO	Blk	Stl	Min
		FG-FGA	FG-FGA	FT-FTA	FG-FGA	FG-FGA	FT-FTA	Off	Def	Tot							
03	Smith, Justin	f	1-3	0-0	0-0	1	1	2	3	2	0	1	0	0	6		
13	Morgan, Juwan	g	8-16	2-5	3-4	3	8	11	0	21	2	1	0	1	39		
02	Newkirk, Josh	g	4-8	1-4	7-8	0	1	1	3	16	4	0	0	0	30		
04	Johnson, Robert	g	3-13	1-7	3-3	0	5	5	3	10	2	4	0	2	32		
15	McRoberts, Zach	g	0-0	0-0	0-0	1	5	6	5	0	3	1	0	3	26		
01	Durham, Aljami	g	0-2	0-1	0-0	0	1	1	1	0	1	0	1	0	11		
11	Green, Devonte	g	4-9	1-3	4-4	0	1	2	13	1	0	0	0	21			
21	McSwain Jr., Freddie	g	1-2	0-1	0-2	2	0	2	2	2	1	0	0	0	8		
30	Hartman, Collin	g	4-9	1-6	1-1	3	2	5	1	10	0	0	0	0	27		
Team						2	0	2									
Totals			25-62	6-27	18-22	12	24	36	20	74	14	9	1	6	200		

FG % 1st Half: 12-34 35.3% 2nd half: 13-28 46.4% Game: 25-62 40.3%
3FG % 1st Half: 3-9 33.3% 2nd half: 3-10 30.0% Game: 6-27 22.2%
FT % 1st Half: 8-9 88.9% 2nd half: 10-13 76.9% Game: 18-22 81.8%

Officials: Terry Oglesby, Kelly Pfeifer, Eric Curry
Technical fouls: Penn State-None. Indiana-None.
Attendance: 17222

Score by periods	1st	2nd	Total
Penn State	31	39	70
Indiana	35	39	74

Points	In	Off	2nd	Fast	Bench
	Paint	T/O	Chance	Break	
Penn State	30	9	4	4	1
IND	38	11	11	4	25

Last FG - PSU 2nd-00:02, IND 2nd-02:29.
Largest lead - PSU by 1 1st-05:40, IND by 11 2nd-15:16.
PSU led for 00:59. IND led for 36:06. Game was tied for 02:55.
Score tied - 4 times.
Lead changed - 2 times.

Official Basketball Box Score -- Game Totals -- Final Statistics Nebraska vs Penn State 1/12/18 7:00 p.m. at University Park, Pa. (Bryce Jordan Ctr.)

19

Nebraska 74 • 12-7, 3-3

#	Player	Total			3-Ptr			Rebounds			PF	TP	A	TO	Blk	Stl	Min
		FG-FGA	FG-FGA	FT-FTA	FG-FGA	FG-FGA	FT-FTA	Off	Def	Tot							
11	Copeland, Isaac	f	7-13	2-5	5-7	3	5	8	2	21	2	0	1	2	37		
00	Okeke, Duby	c	0-1	0-0	0-0	0	0	0	1	0	0	0	1	0	12		
05	Watson Jr., Glynn	g	7-20	3-7	4-6	1	4	5	1	21	2	2	1	1	38		
11	Taylor, Evan	g	0-4	0-1	0-0	1	2	3	3	0	2	1	0	2	27		
24	Palmer Jr., James	g	1-9	0-1	3-4	3	1	4	3	5	3	1	0	0	20		
10	McVeigh, Jack	g	0-1	0-1	0-0	0	2	2	3	0	0	1	1	1	21		
12	Allen, Thomas	g	2-5	1-3	0-0	0	1	1	0	5	0	1	0	0	8		
13	Gill, Anton	g	4-8	2-5	0-0	0	2	2	1	10	0	0	0	0	21		
15	Roby, Isaiah	g	4-7	1-3	3-5	0	6	6	1	12	3	0	2	1	28		
20	Borchardt, Tanner	g	0-0	0-0	0-2	2	2	4	2	0	0	1	0	0	13		
Team						1	0	1									
Totals			25-68	9-26	15-24	11	25	36	17	74	12	7	6	7	225		

FG % 1st Half: 9-32 28.1% 2nd half: 14-32 43.8% OT: 2-4 50.0% Game: 25-68 36.8%
3FG % 1st Half: 3-11 27.3% 2nd half: 4-12 33.3% OT: 2-3 66.7% Game: 9-26 34.6%
FT % 1st Half: 3-4 75.0% 2nd half: 9-16 56.3% OT: 3-4 75.0% Game: 15-24 62.5%

Penn State 76 • 13-6, 3-3

#	Player	Total			3-Ptr			Rebounds			PF	TP	A	TO	Blk	Stl	Min
		FG-FGA	FG-FGA	FT-FTA	FG-FGA	FG-FGA	FT-FTA	Off	Def	Tot							
11	Stevens, Lamar	f	10-18	2-3	4-5	1	6	7	3	26	2	4	0	0	40-		
24	Watkins, Mike	f	7-8	0-0	6-8	3	12	15	3	20	0	2	0	0	39		
05	Wheeler, Jamari	g	0-4	0-0	0-0	2	3	5	2	0	3	1	0	1	26		
10	Carr, Tony	g	5-21	3-9	4-6	2	2	4	4	17	8	4	0	1	40		
33	Garner, Shep	g	2-5	2-4	0-0	2	2	4	3	6	2	1	0	0	38		
01	Zemgulis, Deivis	g	0-1	0-1	0-0	0	2	2	0	0	0	0	0	0	7		
04	Bostick, Nazeer	g															

2017-18 PENN STATE BOX SCORES

Official Basketball Box Score -- Game Totals -- Final Statistics Penn State vs Northwestern 01/20/18 1:07 p.m. at Rosemont, Ill. (Allstate Arena)

21

Penn State 61 • 13-8, 3-5 B1G

#	Player	Total			3-Ptr			Rebounds			PF	TP	A	TO	Blk	Stl	Min
		FG-FGA	FG-FGA	FT-FTA	Off	Def	Tot	Off	Def	Tot							
11	Stevens, Lamar	f	6-11	1-3	0-0	0	2	2	2	13	1	1	0	0	0	38	
24	Watkins, Mike	f	2-2	0-0	4-4	0	8	8	4	8	1	4	3	0	0	26	
05	Wheeler, Jamari	g	1-2	0-1	0-0	1	0	1	3	2	1	3	0	1	15		
10	Carr, Tony	g	4-10	0-3	0-2	1	2	3	4	8	6	4	0	0	38		
33	Garner, Shep	g	7-13	6-11	2-2	0	3	3	1	22	1	0	1	0	39		
04	Zemgulis, Deivis	f	0-0	0-0	0-0	0	0	0	0	0	0	0	1	0	10		
04	Bostick, Nazeer	f	2-5	0-1	4-4	2	2	4	4	8	1	2	1	0	20		
44	Moore, Julian	f	0-0	0-0	0-0	2	1	3	0	0	0	0	0	0	14		
	Team					0	1	1									
	Totals		22-43	7-19	10-12	6	19	25	18	61	11	14	6	1	200		

FG % 1st Half: 15-22 68.2% 2nd half: 7-21 33.3% Game: 22-43 51.2%
 3FG % 1st Half: 5-9 55.6% 2nd half: 2-10 20.0% Game: 7-19 36.8%
 FT % 1st Half: 0-1 0.0% 2nd half: 10-11 90.9% Game: 10-12 83.3%

Northwestern 70 • 12-9, 3-5 B1G

#	Player	Total			3-Ptr			Rebounds			PF	TP	A	TO	Blk	Stl	Min
		FG-FGA	FG-FGA	FT-FTA	Off	Def	Tot	Off	Def	Tot							
04	Vic Law	f	5-12	3-7	5-7	0	5	5	2	18	2	1	0	1	35		
44	Gavin Skelly	f	1-4	0-1	2-2	2	1	3	1	4	3	0	0	1	27		
05	Derek Pardon	c	6-9	0-0	0-1	3	1	4	3	12	3	0	1	0	33		
20	Scottie Lindsey	g	6-16	1-6	0-0	3	2	5	4	13	2	1	0	1	30		
30	Bryant McIntosh	g	5-16	0-4	0-1	0	4	4	0	10	4	3	0	0	34		
11	Anthony Gaines	f	2-4	0-0	2-2	2	1	3	4	6	2	1	1	1	26		
23	Jordan Ash	f	2-2	1-1	0-1	1	0	1	1	5	0	0	0	0	6		
25	Barret Benson	f	1-2	0-0	0-0	2	0	2	2	2	0	0	0	1	6		
35	Aaron Falzon	f	0-0	0-0	0-0	0	0	0	0	0	0	0	0	0	3		
	Team					3	2	5									
	Totals		28-65	5-19	9-14	16	16	32	17	70	16	7	2	5	200		

FG % 1st Half: 14-30 46.7% 2nd half: 14-35 40.0% Game: 28-65 43.1%
 3FG % 1st Half: 2-10 20.0% 2nd half: 3-9 33.3% Game: 5-19 26.3%
 FT % 1st Half: 3-6 50.0% 2nd half: 6-8 75.0% Game: 9-14 64.3%

Officials: Lewis Garrison, Eric Curry, Tom Eades
 Technical fouls: Penn State-None. Northwestern-None.
 Attendance: 6544

Score by periods	1st	2nd	Total
Penn State	35	26	61
Northwestern	33	37	70

Points	In	Off	2nd	Fast	Bench
PSU	Paint	T/O	Chance	Break	
PSU	24	8	4	0	8
NU	40	14	17	0	13

Last FG - PSU 2nd-10:37, NU 2nd-03:26.
 Largest lead - PSU by 9 1st-14:27, NU by 9 2nd-00:17.
 PSU led for 30:41. NU led for 07:22. Game was tied for 01:57.

Score tied - 3 times.
 Lead changed - 7 times.

Official Basketball Box Score -- Game Totals -- Final Statistics Penn State vs Ohio State 01/25/18 8:00 p.m. at Columbus, Ohio (Value City Arena)

22

Penn State 82 • 14-8, 4-5 B1G

#	Player	Total			3-Ptr			Rebounds			PF	TP	A	TO	Blk	Stl	Min
		FG-FGA	FG-FGA	FT-FTA	Off	Def	Tot	Off	Def	Tot							
04	Zemgulis, Deivis	f	2-2	1-1	0-0	0	1	1	0	5	1	0	0	0	14		
24	Stevens, Lamar	f	4-10	1-1	6-9	1	5	6	1	15	1	2	1	1	35		
11	Watkins, Mike	f	3-7	0-0	1-3	1	4	5	1	7	0	0	0	0	28		
10	Carr, Tony	g	10-14	4-5	4-4	1	4	5	2	28	5	2	0	0	39		
33	Garner, Shep	g	4-5	4-5	2-2	0	0	0	3	14	2	2	0	0	30		
04	Bostick, Nazeer	f	1-2	1-1	0-0	1	0	1	0	2	3	0	1	0	9		
05	Wheeler, Jamari	f	0-0	0-0	0-0	0	0	0	0	0	0	0	1	0	2		
23	Reaves, Josh	f	4-7	0-1	2-2	2	1	3	1	10	1	2	0	0	31		
44	Moore, Julian	f	0-1	0-0	0-0	0	0	0	0	0	1	0	0	0	12		
	Team					0	0	0									
	Totals		28-48	11-14	15-20	6	15	21	13	82	10	10	1	2	200		

FG % 1st Half: 13-23 56.5% 2nd half: 15-25 60.0% Game: 28-48 58.3%
 3FG % 1st Half: 6-9 66.7% 2nd half: 5-5 100.0% Game: 11-14 78.6%
 FT % 1st Half: 6-8 75.0% 2nd half: 9-12 75.0% Game: 15-20 75.0%

Ohio State 79 • 18-5, 9-1 B1G

#	Player	Total			3-Ptr			Rebounds			PF	TP	A	TO	Blk	Stl	Min
		FG-FGA	FG-FGA	FT-FTA	Off	Def	Tot	Off	Def	Tot							
01	Tate, Jae'Sean	f	6-11	0-0	5-5	1	9	10	4	17	2	4	2	2	33		
33	Bates-Diop, Keita	f	8-13	4-6	5-5	2	2	4	4	25	2	0	0	0	32		
34	Wesson, Caleb	f	4-4	0-0	2-2	0	3	3	2	10	0	2	1	0	25		
03	Jackson, C.J.	g	4-8	2-5	2-2	0	0	0	4	12	5	3	0	1	28		
15	Williams, Kam	g	4-6	0-1	2-2	0	1	1	0	10	1	0	0	1	27		
00	Potter, Micah	f	1-4	0-1	0-0	1	0	1	0	2	0	0	1	0	10		
02	Jallow, Musa	f	0-2	0-1	0-0	0	0	0	0	0	0	0	0	0	9		
13	Dakich, Andrew	f	1-2	1-1	0-0	0	2	2	1	3	1	1	0	1	20		
24	Wesson, Andre	f	0-0	0-0	0-0	0	1	1	1	0	1	0	0	0	16		
	Team					3	0	3									
	Totals		28-50	7-15	16-16	7	18	25	16	79	12	11	4	5	200		

FG % 1st Half: 14-27 51.9% 2nd half: 14-23 60.9% Game: 28-50 56.0%
 3FG % 1st Half: 1-6 16.7% 2nd half: 6-9 66.7% Game: 7-15 46.7%
 FT % 1st Half: 8-8 100.0% 2nd half: 8-8 100.0% Game: 16-16 100.0%

Officials: Mike Eades, Donnie Eppley, Pat Driscoll
 Technical fouls: Penn State-None. Ohio State-None.
 Attendance: 13464

Score by periods	1st	2nd	Total
Penn State	38	44	82
Ohio State	37	42	79

Points	In	Off	2nd	Fast	Bench
PSU	Paint	T/O	Chance	Break	
PSU	26	11	6	3	13
OSU	32	17	4	3	15

Last FG - PSU 2nd-00:01, OSU 2nd-00:05.
 Largest lead - PSU by 13 2nd-07:58, OSU by 2 2nd-18:13.
 PSU led for 37:26. OSU led for 01:28. Game was tied for 01:06.

Score tied - 3 times.
 Lead changed - 4 times.

Official Basketball Box Score -- Game Totals -- Final Statistics Rutgers vs Penn State 1/27/18 4:00 p.m. at University Park, Pa. (Bryce Jordan Ctr.)

23

Rutgers 43 • 12-11, 2-8

#	Player	Total			3-Ptr			Rebounds			PF	TP	A	TO	Blk	Stl	Min
		FG-FGA	FG-FGA	FT-FTA	Off	Def	Tot	Off	Def	Tot							
33	Freeman, Deshawn	f	2-7	0-0	2-2	0	8	8	3	6	1	3	1	2	23		
35	Thiam, Issa	f	5-12	2-7	0-0	0	4	4	0	12	0	2	0	0	28		
21	Doucoure, Mamadou	c	3-6	0-0	0-0	1	3	4	3	6	0	1	1	0	21		
00	Baker, Geo	g	1-9	1-6	0-0	0	1	1	3	4	1	0	2	0	35		
03	Sanders, Corey	g	0-7	0-3	0-0	0	2	2	0	0	3	3	0	1	29		
01	Sa, Candido	f	2-5	1-1	2-2	0	4	4	1	7	0	1	0	0	18		
02	Doorson, Shaquille	f	0-1	0-0	0-0	0	0	0	0	0	0	0	0	0	6		
10	Baker, Jake	f	0-0	0-0	0-0	0	0	0	0	0	0	0	0	0	3		
11	Omoriy, Eugene	f	3-4	0-0	3-5	0	2	2	4	9	1	2	1	1	24		
44	Mensah, Souf	f	0-0	0-0	0-0	0	0	0	3	0	1	2	0	1	13		
	Team					1	1	2									
	Totals		16-51	4-17	7-9	2	25	27	15	43	10	16	3	7	200		

FG % 1st Half: 8-28 28.6% 2nd half: 8-23 34.8% Game: 16-51 31.4%
 3FG % 1st Half: 2-10 20.0% 2nd half: 3-9 33.3% Game: 4-17 23.5%
 FT % 1st Half: 5-6 83.3% 2nd half: 2-3 66.7% Game: 7-9 77.8%

Penn State 60 • 15-8, 5-5

#	Player	Total			3-Ptr			Rebounds			PF	TP	A	TO	Blk	Stl	Min
		FG-FGA	FG-FGA	FT-FTA	Off	Def	Tot	Off	Def	Tot							
04	Zemgulis, Deivis	f	0-1	0-1	0-0	1	0	1	2	0	0	0	0	1	12		
11	Stevens, Lamar	f	3-8	0-2	0-1	0	4	4	3	6	0	3	1	0	24		
24	Watkins, Mike	f	6-12	0-0	3-6	5	14	19	0	15	1	3	3	0	30		
10	Carr, Tony	g	6-13	2-5	2-3	0	5	5	2	16	4	4	0	2	39		
33	Garner, Shep	g	2-9	2-7	0-0	0	4	4	0	6	2	2	0	0	37		
04	Bostick, Nazeer	f	1-2	0-0	0-0	0	0										

Official Basketball Box Score -- Game Totals -- Final Statistics
Iowa vs Penn State
02/03/18 6 p.m. at University Park, Pa. (Bryce Jordan Ctr)

25

Iowa 58 • 12-13, 3-9

#	Player	Total			3-Ptr			Rebounds			PF	TP	A	TO	Blk	Stl	Min
		FG	FGA	FT	FTA	Off	Def	Tot									
05	Cook, Tyler	r	8-12	0-0	3-6	2	4	6	3	19	1	2	0	0	0	31	
51	Baer, Nicholas	r	1-4	0-3	0-0	3	3	6	1	2	0	0	1	1	21		
55	Garza, Luka	r	3-13	0-2	7-9	2	4	6	2	13	0	2	0	1	24		
03	Bohannon, Jordan	g	1-3	1-3	0-0	0	0	0	1	3	3	3	0	1	24		
04	Moss, Isaiah	g	1-6	0-1	2-2	0	1	1	0	4	1	0	0	0	21		
00	Wagner, Ahmad	g	0-0	0-0	0-0	0	0	0	0	0	0	0	0	0	4		
01	Dailey, Maishe	g	2-4	0-1	0-0	0	1	1	4	4	0	3	0	1	26		
02	Nunge, Jack	g	2-7	0-0	0-0	2	0	2	1	4	0	0	0	0	22		
25	Uhl, Dom	g	0-0	0-0	0-0	1	2	3	0	0	2	0	0	0	8		
35	Pemsl, Cordell	g	3-6	0-0	3-5	1	2	3	2	9	0	3	0	0	19		
	Team					1	1	2									
	Totals		21-55	1-10	15-22	12	18	30	14	58	7	13	1	4	200		

FG % 1st Half: 12-30 40.0% 2nd half: 9-25 36.0% Game: 21-55 38.2% Deadball Rebounds 3,1
 3FG % 1st Half: 1-3 33.3% 2nd half: 0-7 0.0% Game: 1-10 10.0%
 FT % 1st Half: 3-5 60.0% 2nd half: 12-17 70.6% Game: 15-22 68.2%

Penn State 82 • 16-9, 6-6

#	Player	Total			3-Ptr			Rebounds			PF	TP	A	TO	Blk	Stl	Min
		FG	FGA	FT	FTA	Off	Def	Tot									
11	Stevens, Lamar	r	8-18	0-3	1-2	2	4	6	3	17	2	3	4	1	36		
24	Watkins, Mike	r	9-10	0-0	1-2	2	8	10	3	19	0	1	1	2	30		
10	Carr, Tony	g	6-13	2-4	2-2	1	5	6	2	16	3	3	0	0	35		
23	Reaves, Josh	g	4-5	0-0	3-4	1	1	2	3	11	5	1	0	1	20		
33	Garner, Shep	g	3-8	3-7	0-0	0	2	2	2	9	0	1	0	0	30		
01	Zemgulis, Deivis	g	0-0	0-0	0-0	0	0	0	0	0	0	0	0	0	1		
04	Bostick, Nazeer	g	2-5	0-1	0-0	1	3	4	2	4	1	0	0	1	23		
05	Wheeler, Jamari	g	1-3	0-0	0-0	1	2	3	2	2	1	0	0	0	12		
21	Harrar, John	g	1-1	0-0	0-0	0	0	0	0	2	0	0	0	0	2		
44	Moore, Julian	g	1-1	0-0	0-0	1	0	1	2	2	1	0	1	0	11		
	Team					2	1	3									
	Totals		35-64	5-15	7-10	11	26	37	19	82	13	11	6	5	200		

FG % 1st Half: 20-34 58.8% 2nd half: 15-30 50.0% Game: 35-64 54.7% Deadball Rebounds 2
 3FG % 1st Half: 4-8 50.0% 2nd half: 1-7 14.3% Game: 5-15 33.3%
 FT % 1st Half: 3-4 75.0% 2nd half: 4-6 66.7% Game: 7-10 70.0%

Officials: D.J. Carstensen, Paul Szelc, Kelly Pfeifer
 Technical fouls: Iowa-None. Penn State-None.
 Attendance: 10394

Score by periods	1st	2nd	Total
Iowa	28	30	58
Penn State	47	35	82

Last FG - IOWA 2nd-01:55, PSU 2nd-00:40.
 Largest lead - IOWA by 3 1st-19:23, PSU by 25 2nd-04:20.
 IOWA led for 01:50. PSU led for 36:16. Game was tied for 01:54.

Points	In	Off	2nd	Fast	Bench
IOWA	Paint	T/O	Chance	Break	
30	15	13	2	17	
50	15	18	11	10	

Score tied - 2 times.
 Lead changed - 3 times.

Official Basketball Box Score -- Game Totals -- Final Statistics
Maryland vs Penn State
2/7/18 6:30 p.m. at University Park, Pa. (Bryce Jordan Ctr.)

26

Maryland 70 • 16-10, 5-8

#	Player	Total			3-Ptr			Rebounds			PF	TP	A	TO	Blk	Stl	Min
		FG	FGA	FT	FTA	Off	Def	Tot									
23	Bruno Fernando	r	4-6	0-0	5-5	2	7	9	3	13	3	6	1	1	30		
01	Anthony Cowan	g	4-7	3-3	4-7	0	2	2	2	15	5	2	0	3	40		
04	Kevin Huerter	g	5-12	1-4	2-2	0	5	5	2	13	3	4	0	1	37		
05	Dion Wiley	g	2-3	2-3	0-0	0	0	0	1	6	0	0	0	0	23		
10	Darryl Morsell	g	5-8	0-0	0-0	1	2	3	1	10	3	0	1	1	33		
00	Sean Obi	g	0-0	0-0	0-0	0	2	2	3	0	1	0	0	0	10		
11	Jared Nickens	g	5-10	3-7	0-0	1	1	2	4	13	0	1	0	0	25		
12	Reese Mona	g	0-0	0-0	0-0	0	0	0	0	0	0	0	0	0	0+		
33	Joshua Tomaic	g	0-0	0-0	0-0	0	0	0	0	0	1	0	0	0	2		
	Team					0	0	0									
	Totals		25-46	9-17	11-14	4	19	23	17	70	14	14	2	6	200		

FG % 1st Half: 13-22 59.1% 2nd half: 12-24 50.0% Game: 25-46 54.3% Deadball Rebounds 2
 3FG % 1st Half: 4-7 57.1% 2nd half: 5-10 50.0% Game: 9-17 52.9%
 FT % 1st Half: 5-6 83.3% 2nd half: 6-8 75.0% Game: 11-14 78.6%

Penn State 74 • 17-9, 7-6

#	Player	Total			3-Ptr			Rebounds			PF	TP	A	TO	Blk	Stl	Min
		FG	FGA	FT	FTA	Off	Def	Tot									
11	Stevens, Lamar	r	10-12	2-3	3-4	3	1	4	1	25	2	0	2	1	40		
24	Watkins, Mike	r	5-7	0-0	1-4	2	3	5	2	11	1	1	1	3	31		
10	Carr, Tony	g	5-12	4-6	2-2	0	1	1	2	16	6	2	0	1	37		
23	Reaves, Josh	g	5-10	1-3	3-4	3	6	9	3	14	1	4	0	1	36		
33	Garner, Shep	g	2-8	2-8	0-0	0	0	0	2	6	1	1	0	0	28		
03	Pierce, Satchel	g	0-1	0-0	0-0	0	1	1	0	0	0	0	0	0	4		
04	Bostick, Nazeer	g	0-1	0-1	2-2	0	1	1	1	2	0	0	0	0	7		
05	Wheeler, Jamari	g	0-0	0-0	0-0	0	1	1	1	0	3	0	0	0	11		
44	Moore, Julian	g	0-1	0-0	0-2	1	1	2	0	0	0	1	0	0	6		
	Team					0	3	3									
	Totals		27-52	9-21	11-18	9	18	27	12	74	14	10	3	6	200		

FG % 1st Half: 16-30 53.3% 2nd half: 11-22 50.0% Game: 27-52 51.9% Deadball Rebounds 4
 3FG % 1st Half: 5-12 41.7% 2nd half: 4-9 44.4% Game: 9-21 42.9%
 FT % 1st Half: 4-4 100.0 2nd half: 7-14 50.0% Game: 11-18 61.1%

Officials: Terry Oglesby, Mike Eades, Rob Kueneman
 Technical fouls: Maryland-None. Penn State-None.
 Attendance: 8435

Score by periods	1st	2nd	Total
Maryland	35	35	70
Penn State	41	33	74

Points	In	Off	2nd	Fast	Bench
UMD	Paint	T/O	Chance	Break	
32	22	13	8	4	13
PSU	32	23	13	4	2

Last FG - UMD 2nd-01:13, PSU 2nd-02:06.
 Largest lead - UMD by 6 1st-17:03, PSU by 10 2nd-08:11.
 UMD led for 08:56. PSU led for 27:18. Game was tied for 03:46.

Score tied - 6 times.
 Lead changed - 6 times.


TV / RADIO ROSTER



1
DEIVIS ZEMGULIS
Jr. | F | 6-6 | 220
Kaunas, Lithuania




3
SACHEL PIERCE
Jr. | F | 7-0 | 255
Barberton, Ohio



4
NAZEER BOSTICK
So. | G | 6-4 | 203
Philadelphia, Pa.




5
JAMARI WHEELER
Fr. | G | 6-1 | 170
Live Oak, Fla.




10
TONY CARR
So. | G | 6-5 | 204
Philadelphia, Pa.



11
LAMAR STEVENS
So. | F | 6-8 | 226
North Wales, Pa.



20
TAYLOR NUSSBAUM
Fr. | G | 6-2 | 175
South Salem, N.Y.



21
JOHN HARRAR
Fr. | F | 6-9 | 243
Wallingford, Pa.



22
GRANT HAZLE
So. | F | 6-5 | 192
Kingwood, Texas




23
JOSH REAVES
Jr. | G | 6-4 | 210
Fairfax, Va.



24
MIKE WATKINS
R-So. | F | 6-9 | 254
Philadelphia, Pa.



33
SHEP GARNER
Sr. | G | 6-2 | 196
Chester, Pa.



35
TRENT BUTTRICK
Fr. | F | 6-8 | 234
Bloomsburg, Pa.



44
JULIAN MOORE
Gr. | F | 6-10 | 248
Philadelphia, Pa.



PATRICK CHAMBERS
Head Coach
Seventh Season



KEITH URGO
Associate Head Coach
Seventh Season



DWAYNE ANDERSON
Assistant Coach
Fifth Season



JIM FERRY
Assistant Coach
First Season



ROSS CONDON
Dir. of Operations
Seventh Season



DAVID CAPORALETTI
Dir. of Player Development
Seventh Season



JONATHAN SALAZER
Athletic Trainer
21st Season



GREG MISKINIS
Strength Coach
Second Season



DR. GREG BILLY
Team Physician
Seventh Season



NICHOLAS COLELLA
Dir. of Recruiting
Third Season



NAZEER BOSTICK

4

G • 6-4 • 204
SOPHOMORE
PHILADELPHIA, PA
(ROMAN CATHOLIC)

AS A SOPHOMORE (2017-18)

- Has scored points and pulled down rebounds in 14 of the last 15 games and has been complimented by Coach Chambers for being an all-star in his role.
- Thunderous dunk vs. Rutgers broke backboard camera.
- Tied Big Ten career-best eight points at Northwestern.
- Hit a jumper in overtime to help defeat Nebraska and finished with a then-Big Ten-best seven points.
- Earned his third start of season and career at Indiana and played 25 minutes. Had five points off two field goals, including a three-pointer, his fifth trey (5-9) over five games.
- Played 19 minutes vs. Northwestern and had his fourth block in five games.
- Scored five points and had one rebound in eight minutes at Maryland.
- Has connected for a field goal in 12 straight games and has six 3-pointers.
- Played 18 minutes vs. Coppin State and scored seven points with two 3-pointers. Also had a sky-high block for his second in as many games.
- Made his first career three-pointer vs. Rider. Recorded first block of 2017-18.
- Started at George Mason and scored six points, had four rebounds and two assists.
- Missed the George Washington game.
- Gave quality minutes on defense at Iowa and had seven minutes with one assist vs. Wisconsin.
- Went 6-6 from the free throw line at N.C. State and added three rebounds, an assist and a steal.
- Shared team lead in scoring with Jamari Wheeler with 14 points vs. Oral Roberts (11/24). Tied his career high with five field goals against Golden Eagles.
- Had 10 points off 4-5 shooting against Pittsburgh and had career bests in assists (4) and steals (4).
- Had 10 points vs. Columbia, going 6-6 from the free throw line. Pulled down a career-best eight rebounds with a then-career-best three assists and tying his steals mark at the time (2).
- Upped his minutes on the court to 22 vs. Montana.
- Scored then-career-best 12 points in 20 minutes of action vs. Fairleigh Dickinson (11-12).
- Inserted into the starting lineup vs. Columbia due to injuries to guards Tony Carr and Josh Reaves.
- Had four points, two steals and two rebounds in 15 minutes of play in the opener vs. Campbell.

► BOSTICK'S CAREER HIGHS

Points

Career14, vs. Oral Roberts, 11/24/17
B1G Career8, 2x, last at Northwestern, 1/20/18

Rebounds

Career8, vs. Columbia, 11/17/17
B1G Career5, 2x, last vs. Nebraska (ot), 1/12/18

Assists

Career4, vs. Pittsburgh, 11/20/17
B1G Career2, vs. Minnesota (ot) 1/15/18
.....regulation: 1, 6x, last at Michigan State, 1/31/18

Blocks

Career1, 8x, last at Michigan State, 1/31/18
B1G Career1, 7x, last at Michigan State, 1/31/18

Steals

Career4, vs. Pittsburgh, 11/17/17
B1G Career2, at Nebraska, 2/14/17

Minutes

Career35, vs. Columbia, 11/17/17
B1G Career31, vs. Minnesota (ot), 1/15/18
.....regulation: 25 at Indiana, 1/9/18

Field Goals - Made

Career5, 2x, last vs. Oral Roberts, 11/24/17
B1G Career3, vs. Minnesota (ot), 1/15/18
.....regulation: 2, 3x, last at Indiana, 1/9/18

Field Goals - Attempted

Career11, vs. Columbia, 11/17/17
B1G Career6, 2x, last vs. Nebraska, 1/12/18

3-Point Field Goals - Made

Career2, vs. Coppin State, 12/30/17
B1G Career1, 3x, last at Ohio State, 1/25/18

3-Point Field Goals - Attempted

Career4, vs. Coppin State, 12/30/17
B1G Career2, 4x, last vs. Minnesota (ot), 1/15/18

Free Throws - Made

Career6, 2x, last at N.C. State, 11/29/17
B1G Career4, at Northwestern, 1/20/18

Free Throws - Attempted

Career6, 3x, last at N.C. State, 11/29/17
B1G Career5 vs. Nebraska (ot), 1/12/18
.....regulation: 4, at Northwestern, 1/20/18

Opponent	Date	gs	min	Total		3-Pointers		Free throws		Rebounds				Other					pts	avg
				fg-fga	pct	3fg-fga	pct	ft-fa	pct	off	def	tot	avg	pf	a	t/o	blk	stl		
CAMPBELL	11/10/17	14	2-6	.333	0-0	.000	0-0	.000	0	2	2	2.0	4	0	2	0	2	4	4.0	
FAIRLEIGH DICKINSON	11/12/17	20	5-7	.714	0-0	.000	2-3	.667	1	1	2	2.0	0	0	2	0	1	12	8.0	
MONTANA	11/15/17	22	1-4	.250	0-0	.000	0-1	.000	1	0	1	1.7	2	0	2	0	0	2	6.0	
COLUMBIA	11/17/17 *	35	2-11	.182	0-2	.000	6-6	1.000	2	6	8	3.3	2	3	2	0	2	10	7.0	
vs Pittsburgh	11/20/17	20	4-5	.800	0-0	.000	2-4	.500	1	1	2	3.0	0	4	0	4	10	7.6		
vs Texas A&M	11/21/17	8	0-1	.000	0-0	.000	1-2	.500	0	0	0	2.5	1	0	1	0	0	1	6.5	
ORAL ROBERTS	11/24/17	23	5-9	.556	0-1	.000	4-6	.667	3	2	5	2.9	0	0	1	0	0	14	7.6	
at NC State	11/29/17	22	0-3	.000	0-0	.000	6-6	1.000	1	2	3	2.9	2	1	3	0	1	6	7.4	
at Iowa	12/02/17	8	0-1	.000	0-0	.000	0-0	.000	0	1	1	2.7	0	1	1	0	1	0	6.6	
WISCONSIN	12/4/17	7	0-0	.000	0-0	.000	0-0	.000	0	0	0	2.4	1	1	2	0	0	0	5.9	
at George Mason	12/17/17 *	27	3-6	.500	0-3	.000	0-0	.000	0	4	4	2.5	2	2	2	0	0	6	5.9	
BINGHAMTON	12/19/17	11	1-1	1.000	0-0	.000	0-0	.000	0	2	2	2.5	0	0	0	0	1	2	5.6	
RIDER	12/22/17	12	1-1	1.000	1-1	1.000	1-2	.500	0	1	1	2.4	3	0	2	1	0	4	5.5	
COPPIN STATE	12/30/17	18	2-4	.500	2-4	.500	1-2	.500	1	1	2	2.4	1	1	2	1	0	7	5.6	
at Maryland	01/02/18	8	2-3	.667	1-1	1.000	0-0	.000	0	1	1	2.3	1	0	0	0	0	5	5.5	
NORTHWESTERN	1/5/18	19	1-2	.500	0-1	.000	0-0	.000	0	1	1	2.2	0	1	1	1	0	2	5.3	
at Indiana	01/09/18 *	25	2-6	.333	1-2	.500	0-0	.000	1	4	5	2.4	4	0	3	0	1	5	5.3	
NEBRASKA	1/12/18	27	2-6	.333	0-2	.000	3-5	.600	2	3	5	2.5	3	0	0	0	1	7	5.4	
MINNESOTA	1/15/18	31	3-5	.600	0-2	.000	2-2	1.000	2	1	3	2.5	3	2	0	0	1	8	5.5	
at Northwestern	01/20/18	20	2-5	.400	0-1	.000	4-4	1.000	2	2	4	2.6	4	1	2	1	0	8	5.7	
at Ohio State	01/25/18	9	1-2	.500	1-1	1.000	0-0	.000	1	0	1	2.5	2	0	1	0	1	3	5.5	
RUTGERS	1/27/18	12	1-2	.500	0-0	.000	0-0	.000	0	0	0	2.4	1	0	1	0	0	2	5.4	
at Michigan State	1/31/18	18	0-2	.000	0-0	.000	0-0	.000	1	1	2	2.4	1	1	1	1	0	0	5.1	
IOWA	02/03/18	23	2-5	.400	0-1	.000	0-0	.000	1	3	4	2.5	2	1	0	0	1	4	5.1	
MARYLAND	2/7/18	7	0-1	.000	0-1	.000	2-2	1.000	0	1	1	2.4	1	0	0	0	0	2	5.0	
Totals		3	446	42-98	.429	6-23	.261	34-45	.756	20	40	60	2.4	40	19	31	5	17	124	5.0

Season	GP-GS	Min/Avg	Total		3-Point		FT-FTA		Rebounds				Scoring							
			FG-FGA	Pct.	FG-FGA	Pct.	Pct.	Pct.	Off	Def	Total	Avg.	PF	DQ	A	T	B	S	Pts.	Avg.
2016-17	18-0	120/6.7	9-29	.310	0-9	.000	5-5	1.000	2	11	13	0.7	13	0	6	11	4	7	23	1.3
2017-18	25-3	446/17.8	42-98	.429	6-23	.261	34-45	.756	20	40	60	2.4	40	0	19	31	5	17	124	5.0
TOTAL	43-3	566/13.2	51-127	.402	6-32	.188	39-50	.780	22	51	73	1.7	53	0	25	42	9	24	147	3.4



TRENT BUTTRICK

35

F • 6-8 • 234
FRESHMAN
BLOOMINGTON, PA
(COMMUNITY SCHOOL OF NAPLES (FL))

AS A FRESHMAN (2017-18)

- Recorded block in two minutes of action vs. Nebraska and has played in eight games.
- Made his first career three-point field goal vs. Coppin State.
- First off the bench vs. George Washington and grabbed a career-best five rebounds in a career-best seven minutes of action.
- Played four minutes vs. Oral Roberts.
- Scored two points vs. Pittsburgh with three rebounds in three minutes of play.
- Saw one minute of action vs. Fairleigh Davidson and pulled down a defensive rebound.

► BUTTRICK'S CAREER HIGHS

Points
 Career3, vs. Coppin State, 12/30/17
 B1G Career

Rebounds
 Career5, vs. Geo. Washington, 11/20/17
 B1G Career

Assists
 Career

Blocks
 Career1 vs. Nebraska (ot), 1/12/18
 B1G Career1 vs. Nebraska (ot), 1/12/18

Steals
 Career

Minutes
 Career9, vs. Coppin State, 12/30/17
 B1G Career

Field Goals - Made
 Career ... 1, 2x, last vs. Coppin State, 12/30/17
 B1G Career

Field Goals - Attempted
 Career3, vs. Coppin State, 12/30/17
 B1G Career2 vs. Nebraska (ot), 1/12/18

3-Point Field Goals - Made
 Career1, vs. Coppin State, 12/30/17
 B1G Career

3-Point Field Goals - Attempted
 Career3, vs. Coppin State, 12/30/17
 B1G Career1, vs. Nebraska (ot), 1/12/18

Free Throws - Made
 Career

Free Throws - Attempted
 Career2, vs. Pittsburgh, 11/20/17
 B1G Career

Opponent	Date	gs	min	Total		3-Pointers		Free throws		Rebounds				pf	a	t/o	blk	stl	pts	avg
				fg-fga	pct	3fg-fga	pct	ft-fga	pct	off	def	tot	avg							
FAIRLEIGH DICKINSON	11/12/17	1	0-0	.000	0-0	.000	0-0	.000	0	1	1	1.0	0	0	0	0	0	0	0	0.0
vs Pittsburgh	11/20/17	3	1-2	.500	0-0	.000	0-2	.000	2	1	3	2.0	2	0	1	0	0	2	1.0	
ORAL ROBERTS	11/24/17	4	0-1	.000	0-0	.000	0-0	.000	0	0	0	1.3	0	0	0	0	0	0	0.7	
GEORGE WASHINGTON	12/9/17	7	0-1	.000	0-0	.000	0-0	.000	1	4	5	2.3	3	0	2	0	0	0	0.5	
at George Mason	12/17/17	4	0-0	.000	0-0	.000	0-0	.000	0	0	0	1.8	0	0	0	0	0	0	0.4	
BINGHAMTON	12/19/17	3	0-0	.000	0-0	.000	0-0	.000	0	0	0	1.5	0	0	2	0	0	0	0.3	
COPPIN STATE	12/30/17	9	1-3	.333	1-3	.333	0-0	.000	0	1	1	1.4	2	0	2	0	0	3	0.7	
NEBRASKA	1/12/18	2	0-2	.000	0-1	.000	0-0	.000	0	0	0	1.3	0	0	0	1	0	0	0.6	
Totals		0	33	2-9	.222	1-4	.250	0-2	.000	3	7	10	1.3	7	0	7	1	0	5	0.6

Season	GP-GS	Min/Avg	Total		3-Point		FT-FTA	Pct.	Rebounds				PF	DQ	A	T	B	S	Scoring	
			FG-FGA	Pct.	FG-FGA	Pct.			Off	Def	Total	Avg.							Pts.	Avg.
2017-18	8-0	33/4.1	2-9	.222	1-4	.250	0-2	.000	3	7	10	1.3	7	0	0	7	1	0	5	0.6
TOTAL	8-0	33/4.1	2-9	.222	1-4	.250	0-2	.000	3	7	10	1.3	7	0	0	7	1	0	5	0.6



TONY CARR

10

G • 6-5 • 204
SOPHOMORE
PHILADELPHIA, PA
(ROMAN CATHOLIC)

AS A SOPHOMORE (2017-18)

- Back-to-back outings with 16 points in home victories over Iowa (2/3) and Maryland (2/7).
- Tied career best with four 3-pointers vs. Terps (4-6, 66.7%) and dished out six assists.
- Named Penn State male Student-Athlete of the Week for helping Nittany Lions to two Big Ten wins during the week of January 22.
- Scored 28 points, 14 in each half, and had six points on two 3-pointers in six seconds at Michigan State. Combined with Lamar Stevens for 13 points in final 72 seconds vs. Spartans.
- Hit 37-foot game-winning trey at No. 13 Ohio State (1/25) as time expired to give Nittany Lions 82-79 win.
- Scored 20 of his game-high 28 points in the second half vs. Buckeyes and added five assists to his stat line.
- Tied his overall career-high with Big Ten-best 33 points vs. Minnesota in overtime. Had 25 points after halftime.
- Had nine of 11 points in OT and hit gamewinner vs. Nebraska, recorded 17 points and eight assists in 40 minutes.
- Had 18 of his 28 points in the second half with seven points and assist in final 30 seconds at Indiana.
- "Quiet" 12 points vs. Northwestern (1/5) with 10 coming in the second half. Also had five assists.
- Scored 16 points and had eight assists at Maryland (1/2). Also had three offensive rebounds.
- Razor sharp vs. Coppin State going 7-9 from the field and 3-4 from beyond the arc for 21 points.
- Returned to action after missing George Mason game with 15 points and nine assists vs. Binghamton.
- Was 6-12 against both Binghamton & George Washington and averaged 6.5 assists in those games.
- Second-half offensive production against Wisconsin was 12 points with four field goals and four free throws, finishing with 16 points with a 6-6 effort from the line. Had Big Ten career best with nine rebounds.
- Scored 13 of 16 points in second half against Iowa with career-best nine assists (reg game) and six rebounds.
- Recorded 29 points at N.C. State with a career best 12 field goals made. Pulled down seven rebounds.
- Sparked Nittany Lions by scoring nine of their first 14 points to start the second half against the Wolfpack.
- Scored 21 of his 31 points against No. 16 Texas A&M in the first half, 12 in the final 3:55 of the period.
- Connected on six field goals (6-9) and had four 3-pointers. Fourteen of his points came in the first half and he collected six rebounds and added five assists and a steal to his final stat line
- Averaged 23.5 points over the two games at the Barclays Center as part of the Legends Classic and earned a spot on the Legends Classic All-Tournament Team with Lamar Stevens.
- Had seven points in limited action after ankle injury early in second half vs. Montana. Missed Columbia game.
- Scored 20 points against Fairleigh Dickinson, including going 9-9 from the free throw line and duplicated his previous game's effort with seven assists. Also added a career-best three steals.
- "Falling" away jumper against FDU Knights to end the half was No. 3 play on ESPN's SportsCenter.
- Opened season with a team-leading and career-best 33 points vs. Campbell and pulled down nine rebounds. Had seven assists and set a career high with 13 free throws made and 15 attempted. Had only one turnover in 35 minutes.

► CARR'S CAREER HIGHS

Points
 Career 33, 2x, vs. Minnesota (ot), 1/15/18
 vs. Campbell, 11/10/17
 B1G Career ... 33 vs. Minnesota (ot), 1/15/18
 ..regulation: 28, 3x, last at Michigan State, 1/25/18

Rebounds
 Career 12, vs. Wright State, 12/3/16
 B1G Career 9, vs. Wisconsin, 12/4/17

Assists
 Career 14, at Indiana (3ot), 2/1/17
 ...regulation: 9, 2x, vs. Binghamton, 12/19/17
 at Iowa, 12/2/17
 B1G Career 14, at Indiana (3ot), 2/1/17
 regulation: 9, at Iowa, 12/2/17

Blocks
 Career 2, vs. Purdue (ot), 2/21/17
 ..regulation: 1, 9x, last at Michigan State, 1/31/18
 B1G Career 2, vs. Purdue (ot), 2/21/17
 ..regulation: 1, 6x, last at Michigan State, 1/31/18

Steals
 Career 4, vs. Texas A&M, 11/21/17
 B1G Career ..2, 5x, last vs. Wisconsin, 12/4/17

Minutes
 Career 43, vs. Minnesota (ot), 1/15/18
 ...regulation: 39, 5x, last vs. Rutgers, 1/27/18
 B1G Career ... 43, vs. Minnesota (ot), 1/15/18
 ...regulation: 39, 4x, last vs. Rutgers, 1/27/18

Field Goals - Made
 Career 12, 2x, vs. Minnesota (ot), 1/15/18
 regulation: at N.C. State, 11/29/17
 B1G..... 12, 2x, vs. Minnesota (ot), 1/15/18

Field Goals - Attempted
 Career 30 vs. Minnesota (ot), 1/15/18
 regulation: 25, at N.C. State, 11/29/17
 B1G Career 30 vs. Minnesota (ot), 1/15/18
 regulation: 24, at Michigan State, 1/31/18

3-Point Field Goals - Made
 Career 4, 5x, last vs. Maryland, 2/7/18
 B1G..... 4, 4x, last vs. Maryland, 2/7/18

3-Point Field Goals - Attempted
 Career 10, at Michigan State, 1/31/18
 B1G..... 10, at Michigan State, 1/31/18

Free Throws - Made
 Career 13, vs. Campbell, 11/10/17
 B1G Career 11, vs. Rutgers, 2/4/17

Free Throws - Attempted
 Career 15, vs. Campbell, 11/10/17
 B1G Career 13, vs. Rutgers, 2/4/17

Opponent	Date	gs	min	Total		3-Pointers		Free throws		Rebounds				Other							
				fg-fga	pct	3fg-fga	pct	ft-fa	pct	off	def	tot	avg	pf	a	t/o	blk	sti	pts	avg	
CAMPBELL	11/10/17	*	35	9-23	.391	2-5	.400	13-15	.867	2	7	9	9.0	3	7	1	0	1	33	33.0	
FAIRLEIGH DICKINSON	11/12/17	*	30	5-10	.500	1-2	.500	9-9	1.000	0	4	4	6.5	0	7	2	0	3	20	26.5	
MONTANA	11/15/17	*	19	3-9	.333	1-1	1.000	0-0	.000	1	1	2	5.0	1	2	2	0	0	7	20.0	
vs Pittsburgh	11/20/17	*	26	6-9	.667	4-4	1.000	0-0	.000	0	6	6	5.3	1	5	2	0	1	16	19.0	
vs Texas A&M	11/21/17	*	38	11-20	.550	2-4	.500	7-11	.636	0	1	1	4.4	2	3	2	0	4	31	21.4	
ORAL ROBERTS	11/24/201	*	21	4-5	.800	3-4	.750	2-2	1.000	0	1	1	3.8	3	5	1	0	0	13	20.0	
at NC State	11/29/17	*	39	12-25	.480	2-6	.333	3-4	.750	3	4	7	4.3	5	1	4	0	1	29	21.3	
at Iowa	12/02/17	*	39	5-15	.333	4-6	.667	2-2	1.000	2	4	6	4.5	2	9	2	0	1	16	20.6	
WISCONSIN	12/4/17	*	38	5-22	.227	0-3	.000	6-6	1.000	2	7	9	5.0	3	1	2	1	2	16	20.1	
GEORGE WASHINGTON	12/9/17	*	35	6-12	.500	2-3	.667	5-6	.833	1	5	6	5.1	1	4	3	0	2	19	20.0	
BINGHAMTON	12/19/17	*	36	6-12	.500	2-5	.400	1-1	1.000	0	4	4	5.0	1	9	2	0	1	15	19.5	
RIDER	12/22/17	*	32	3-14	.214	2-6	.333	2-2	1.000	0	4	4	4.9	1	2	1	1	0	10	18.8	
COPPIN STATE	12/30/17	*	18	7-9	.778	3-4	.750	4-5	.800	0	3	3	4.8	0	4	0	0	1	21	18.9	
at Maryland	01/02/18	*	37	6-23	.261	3-8	.375	1-2	.500	3	0	3	4.6	2	8	3	0	0	16	18.7	
NORTHWESTERN	1/5/18	*	30	3-13	.231	1-4	.250	5-7	.714	0	4	4	4.6	2	5	1	0	0	12	18.3	
at Indiana	01/09/18	*	39	9-20	.450	1-4	.250	9-10	.900	0	2	2	4.4	3	3	5	0	0	28	18.9	
NEBRASKA	1/12/18	*	40	5-21	.238	3-9	.333	4-6	.667	2	2	4	4.4	4	8	4	0	1	17	18.8	
MINNESOTA	1/15/18	*	43	12-30	.400	3-8	.375	6-6	1.000	0	6	6	4.5	0	3	2	0	1	33	19.6	
at Northwestern	01/20/18	*	38	4-10	.400	0-3	.000	0-2	.000	1	2	3	4.4	4	6	4	0	0	8	18.9	
at Ohio State	01/25/18	*	39	10-14	.714	4-5	.800	4-4	1.000	1	4	5	4.5	2	5	2	0	0	28	19.4	
RUTGERS	1/27/18	*	39	6-13	.462	2-5	.400	2-3	.667	0	5	5	4.5	2	4	4	0	2	16	19.2	
at Michigan State	1/31/18	*	38	9-24	.375	4-10	.400	6-6	1.000	1	5	6	4.5	2	7	3	1	0	28	19.6	
IOWA	02/03/18	*	35	6-13	.462	2-4	.500	2-2	1.000	1	5	6	4.6	2	3	3	0	0	16	19.5	
MARYLAND	2/7/18	*	37	5-12	.417	4-6	.667	2-2	1.000	0	1	1	4.5	2	6	2	0	1	16	19.3	
Totals			24	821	157-378	.415	55-119	.462	95-113	.841	20	87	107	4.5	48	117	57	3	22	464	19.3

Season	GP-GS	Min/Avg	Total		3-Point		FT-FTA	Pct.	Rebounds			Avg.	PF	DQ	A	T	B	S	Scoring	
			FG-FGA	Pct.	FG-FGA	Pct.			Off	Def	Total								Pts.	Avg.
2016-17	33-33	1084/32.8	141-374	.377	33-103	.320	121-157	.771	22	136	158	4.8	73	1	139	86	9	22	436	13.2
2017-18	24-24	821/34.2	157-378	.415	55-119	.462	95-113	.841	20	87	107	4.5	48	1	117	57	3	22	464	19.3
TOTAL	57-57	1905/33.4	298-752	.396	88-222	.396	216-270	.800	42	223	265	4.6	121	2	256	143	12	44	900	15.8



SHEP GARNER

33

G • 6-2 • 196
SENIOR
CHESTER, PA
(ROMAN CATHOLIC)

AS A SENIOR (2017-18)

- Currently ranks 11th on the Penn State all-time scoring list with 1,443 points. Needs 16 points for No. 10 spot.
- Second in the Big Ten with 73 3-pointers made in 2017-18, good for a No. 29 ranking nationally.
- Possesses best 3-point field goal percentage of his career at 41.0 and 41.6 overall.
- Recorded back-to-back double-figure scoring games as top scorer at Northwestern (22) and with 14 at Ohio State.
- Connected on his Big Ten career-best six 3-pointers at Northwestern.
- Had 11-point night vs. Minnesota and two treys vs. Nebraska to move up to two spots on all-time scoring list.
- All nine points vs. Coppin State came on his three three-point field goals. Also had an assist.
- Led Nittany Lions with a game-high 18 points, all on three-point field goals, vs. Rider.
- One of five Nittany Lion starters to score 10+ points vs. Binghamton with all 15 of his points coming on treys.
- Had three 3-pointers and three assists at George Mason in 37 minutes despite not feeling well.
- Dropped three of his four total triples in the first half vs. Colonials.
- Scored 12 of his 13 points vs. Wisconsin in the second half.
- Sparked the Nittany Lion comeback vs. Badgers with back-to-back jumpers and then a triple to put the Nittany Lions within three points with 1:53 left in the game.
- Connected on four 3-pointers in Iowa victory for 12 points. Two 3-pointers in first half helped give Nittany Lions a 14-4 lead to start the game.
- Scored 10 points off four field goals, including two 3-pointers at N.C. State.
- One of six Nittany Lions to score in double figures vs. Pittsburgh. Had 13 points in Legends Classic game at Barclays Center off 5-10 shooting with three treys.
- Suffered a broken nose vs. Montana game and wore a protective mask for Columbia game. Had 16 points in 16 minutes by halftime and added 10 more for a game-high 26 on a career-best tying 10 field goals made.
- Expected to wear the protective mask for about a month, has removed it depending on comfort level.
- Connected on four 3-pointers against Montana for 12 points. Nailed two back to back to help give Penn State some breathing room late in the second half. Also had three assists.
- Collided with teammate Nazeer Bostick and, it would later be determined, broke his nose, but continued to play in the game against the Grizzlies.
- Played in his 100th career game in the season opener vs. Campbell.

► GARNER'S CAREER HIGHS

Points
 Career 30, at Boston College, 12/2/15
 B1G Career 24, vs. Rutgers, 2/4/2017

Rebounds
 Career 8, at Minnesota, 2/25/17
 B1G Career 8, at Minnesota, 2/25/17

Assists
 Career 8, vs. Radford, 11/24/15
 B1G Career 7, vs. Northwestern, 3/3/16

Blocks
 Career 1, 13x, last vs. Northwestern, 1/5/18
 B1G Career . . . 1, 8x, last vs. Northwestern, 1/5/18

Steals
 Career 4, 3x, last at Minnesota, 2/25/17
 B1G Career 4, at Minnesota, 2/25/17

Minutes
 Career 50, at Indiana (3ot), 2/1/17
 regulation: 40, at Boston College, 12/2/15
 B1G Career 50, at Indiana (3ot), 2/1/17
 regulation: 40, Northwestern, 3/3/16

Field Goals - Made
 Career 10, 2x, last vs. Columbia, 11/17/17
 B1G Career 9, vs. Rutgers, 2/4/17

Field Goals - Attempted
 Career 20, vs. Colorado, 12/22/15
 B1G Career .. 18, 3x, last vs. Ohio State, 2/28/17

3-Point Field Goals - Made
 Career 8, at Boston College, 12/2/15
 B1G Career 6, at Northwestern, 1/20/18

3-Point Field Goals - Attempted
 Career 14, vs. Ohio State, 2/28/17
 B1G Career 14, vs. Ohio State, 2/28/17

Free Throws - Made
 Career 8, 2x, last vs. Colorado, 12/22/15
 B1G Career 7, vs. Northwestern, 3/3/16

Free Throws - Attempted
 Career 9, 2x, last vs. Illinois (2ot), 3/6/16
 regulation: 8, 3x, last vs. Northwestern, 12/27/16
 B1G Career 9, vs. Illinois (2ot), 3/6/16
 regulation: 8, 3x, last vs. Northwestern, 12/27/16

Opponent	Date	qs	min	Total		3-Pointers		Free throws			Rebounds					pts	avg				
				fg-fga	pct	3fg-fga	pct	ft-fla	pct	off	def	tot	avg	pf	a			t/o	blk	stl	
CAMPBELL	11/10/17	*	35	2-9	.222	2-8	.250	2-2	1.000	1	1	2	2.0	1	3	0	0	1	8	8.0	
FAIRLEIGH DICKINSON	11/12/17	*	25	0-7	.000	0-6	.000	0-0	.000	1	1	2	2.0	3	1	2	0	2	0	4.0	
MONTANA	11/15/17	*	32	4-7	.571	4-7	.571	0-2	.000	0	5	3.0	1	3	1	0	0	12	6.7		
COLUMBIA	11/17/17	*	39	10-18	.556	5-11	.455	1-2	.500	0	1	1	2.5	1	1	1	0	3	26	11.5	
vs Pittsburgh	11/20/17	*	26	5-10	.500	3-8	.375	0-0	.000	0	3	3	2.6	1	2	1	0	0	13	11.8	
vs Texas A&M	11/21/17	*	26	2-7	.286	2-7	.286	0-0	.000	0	2	2	2.5	1	1	2	0	1	6	10.8	
ORAL ROBERTS	11/24/201	*	22	2-7	.286	2-7	.286	0-0	.000	0	0	0	2.1	2	0	0	0	1	6	10.1	
at NC State	11/29/17	*	23	4-8	.500	2-6	.333	0-0	.000	0	1	1	2.0	4	1	1	0	1	10	10.1	
at Iowa	12/02/17	*	27	4-7	.571	4-6	.667	0-0	.000	0	2	2	2.0	4	2	4	0	1	12	10.3	
WISCONSIN	12/4/17	*	33	3-7	.429	1-4	.250	6-7	.857	1	1	2	2.0	3	1	2	0	2	13	10.6	
GEORGE WASHINGTON	12/9/17	*	32	4-12	.333	4-11	.364	0-0	.000	0	1	1	1.9	3	0	4	0	1	12	10.7	
at George Mason	12/17/17	*	37	3-8	.375	3-8	.375	0-0	.000	1	2	3	2.0	3	3	2	0	0	9	10.6	
BINGHAMTON	12/19/17	*	34	5-7	.714	5-7	.714	0-0	.000	0	1	1	1.9	1	2	1	0	1	15	10.9	
RIDER	12/22/17	*	35	6-12	.500	6-11	.545	0-0	.000	1	1	2	1.9	0	0	3	0	0	18	11.4	
COPPIN STATE	12/30/17	*	27	3-7	.429	3-6	.500	0-0	.000	0	2	2	1.9	1	1	0	0	0	9	11.3	
at Maryland	01/02/18	*	24	1-5	.200	1-5	.200	0-0	.000	0	2	2	1.9	4	1	0	0	0	3	10.8	
NORTHWESTERN	1/5/18	*	31	1-4	.250	0-2	.000	0-0	.000	0	2	2	1.9	2	1	2	1	2	2	10.2	
at Indiana	01/09/18	*	34	2-4	.500	2-4	.500	0-0	.000	0	1	1	1.9	4	0	0	0	0	6	10.0	
NEBRASKA	1/12/18	*	38	2-5	.400	2-4	.500	0-0	.000	2	2	4	2.0	3	2	1	0	0	6	9.8	
MINNESOTA	1/15/18	*	41	4-11	.364	3-8	.375	0-0	.000	0	1	1	2.0	2	3	0	0	1	11	9.9	
at Northwestern	01/20/18	*	39	7-13	.538	6-11	.545	2-2	1.000	0	3	3	2.0	1	1	0	1	0	22	10.4	
at Ohio State	01/25/18	*	30	4-5	.800	4-5	.800	2-2	1.000	0	0	0	1.9	3	2	2	0	0	14	10.6	
RUTGERS	1/27/18	*	37	2-9	.222	2-7	.286	0-0	.000	0	4	4	2.0	0	2	2	0	0	6	10.4	
at Michigan State	1/31/18	*	31	2-4	.500	2-4	.500	0-0	.000	0	2	2	2.0	1	0	1	0	2	6	10.2	
IOWA	02/03/18	*	30	3-8	.375	3-7	.429	0-0	.000	0	2	2	2.0	2	0	1	0	0	9	10.2	
MARYLAND	2/7/18	*	28	2-8	.250	2-8	.250	0-0	.000	0	0	0	1.9	2	1	1	0	0	6	10.0	
Totals			26	816	87-209	.416	73-178	.410	13-17	.765	7	43	50	1.9	53	34	34	2	19	260	10.0

Season	GP-GS	Min/Avg	Total		3-Point		FT-FTA	Pct.	Rebounds			Avg.	PF	DQ	A	T	B	S	Scoring	
			FG-FGA	Pct.	FG-FGA	Pct.			Off	Def	Total								Pts.	Avg.
2014-15	34-33	979/28.8	104-286	.364	59-175	.337	46-58	.793	17	75	92	2.7	69	2	77	48	2	33	313	9.2
2015-16	32-32	1127/35.2	149-390	.382	75-205	.366	101-129	.783	9	94	103	3.2	59	1	109	65	7	42	474	14.8
2016-17	33-29	1058/32.1	133-351	.379	82-230	.357	48-63	.762	13	80	93	2.8	61	1	79	61	3	41	396	12.0
2017-18	26-26	816/31.4	87-209	.416	73-178	.410	13-17	.765	7	43	50	1.9	53	0	34	34	2	19	260	10.0
TOTAL	125-120	3980/31.8	473-1236	.383	289-788	.367	208-267	.779	46	292	338	2.7	242	4	299	208	14	135	1443	11.5



JOHN HARRAR

21

F • 6-9 • 243
FRESHMAN
WALLINGFORD, PA
(STRATH HAVEN)

AS A FRESHMAN (2017-18)

- Has seen action in 15 games overall this season with a career-best eight minutes vs. Coppin State.
- Scored field goal vs. Iowa (2/3) for first points in a Big Ten game.
- Had a rebound in Rutgers game (1/27)
- Made a field goal and free throw vs. Coppin State for three points.
- Played seven minutes against both Fairleigh Dickinson (11-12) and Oral Roberts (11-24). Had a productive three minutes in Iowa win and was on the court for two minutes against Wisconsin.
- Pulled down two rebounds vs. George Washington.
- Went 2-2 from the field against Golden Eagles (11-24) and tied career-best two rebounds.
- Put back a teammate's missed shot against Fairleigh Dickinson for his first career points as a Nittany Lion. Finished with two offensive rebounds and a steal.
- Played one minute in the season opener vs. Campbell and had one personal foul.

Opponent	Date	gs	min	Total		3-Pointers		Free throws		Rebounds					pts	avg				
				fg-fga	pct	3fg-fga	pct	ft-fga	pct	off	def	tot	avg	pf			a	t/o	blk	stl
CAMPBELL	11/10/17	3		1-1	1.000	0-0	.000	0-0	.000	1	0	1	1.0	1	0	0	0	0	2	2.0
FAIRLEIGH DICKINSON	11/12/17	7		1-3	.333	1-2	.500	0-0	.000	1	0	1	1.0	0	0	2	0	1	3	2.5
COLUMBIA	11/17/17	15		0-1	.000	0-1	.000	0-0	.000	2	2	4	2.0	1	1	0	0	0	0	1.7
vs Pittsburgh	11/20/17	8		0-1	.000	0-1	.000	0-0	.000	1	0	1	1.8	1	0	0	0	0	0	1.3
ORAL ROBERTS	11/24/201	6		1-2	.500	1-2	.500	0-0	.000	0	0	0	1.4	0	1	0	0	0	3	1.6
at NC State	11/29/17	1		0-0	.000	0-0	.000	0-0	.000	0	0	0	1.2	0	0	0	0	0	0	1.3
GEORGE WASHINGTON	12/9/17	9		0-1	.000	0-1	.000	0-0	.000	1	0	1	1.1	1	1	0	0	0	0	1.1
COPPIN STATE	12/30/17	11		1-2	.500	1-2	.500	2-2	1.000	1	0	1	1.1	1	0	1	0	0	5	1.6
NEBRASKA	1/12/18	7		0-1	.000	0-1	.000	0-0	.000	0	2	2	1.2	0	0	0	0	0	0	1.4
MINNESOTA	1/15/18	1		0-0	.000	0-0	.000	0-0	.000	0	0	0	1.1	0	0	0	0	0	0	1.3
at Northwestern	01/20/18	10		0-0	.000	0-0	.000	0-0	.000	0	0	0	1.0	0	0	1	0	0	0	1.2
at Ohio State	01/25/18	* 14		2-2	1.000	1-1	1.000	0-0	.000	0	1	1	1.0	0	1	0	0	0	5	1.5
RUTGERS	1/27/18	* 12		0-1	.000	0-1	.000	0-0	.000	1	0	1	1.0	2	0	0	0	1	0	1.4
at Michigan State	1/31/18	4		0-1	.000	0-1	.000	0-0	.000	0	0	0	0.9	1	0	0	0	0	0	1.3
IOWA	02/03/18	1		0-0	.000	0-0	.000	0-0	.000	0	0	0	0.9	0	0	0	0	0	0	1.2
Totals		2	109	6-16	.375	4-13	.308	2-2	1.000	8	5	13	0.9	8	4	3	1	2	18	1.2

► HARRAR'S CAREER HIGHS

Points
 Career 4, 2x, last vs. Oral Roberts, 11/24/17
 B1G 2, vs. Iowa, 2/3/18

Rebounds
 Career 2, 3x, last vs. George Washington, 11/24/17
 B1G 1, vs. Rutgers, 1/27/18

Assists
 Career
 B1G

Blocks
 Career
 B1G

Steals
 Career 1, vs. Fairleigh Dickinson, 11/12/17
 B1G

Minutes
 Career 8, vs. Coppin State, 12/30/17
 B1G 3, 2x, last at Michigan State, 1/18/18

Field Goals - Made
 Career 2, 2x, last vs. Oral Roberts, 11/24/17
 B1G 1, vs. Iowa, 2/3/18

Field Goals - Attempted
 Career 3, vs. Pittsburgh, 11/20/17
 B1G 1, vs. Iowa, 2/3/18

3-Point Field Goals - Made
 Career
 B1G


3-Point Field Goals - Attempted
 Career
 B1G

Free Throws - Made
 Career 1, vs. Coppin State, 12/30/17
 B1G

Free Throws - Attempted
 Career 2, vs. Coppin State, 12/30/17
 B1G

Season	GP-GS	Min/Avg	Total		3-Point		FT-FTA	Pct.	Rebounds			Avg.	PF	DQ	A	T	B	S	Scoring	
			FG-FGA	Pct.	FG-FGA	Pct.			Off	Def	Total								Pts.	Avg.
2017-18	15-0	50/3.3	7-9	.778	0-0	.000	1-5	.200	5	4	9	0.6	10	0	0	3	0	1	15	1.0
TOTAL	15-0	50/3.3	7-9	.778	0-0	.000	1-5	.200	5	4	9	0.6	10	0	0	3	0	1	15	1.0

22



GRANT HAZLE

F • 6-5 • 192
SOPHOMORE
KINGWOOD, TEXAS
(WESTBURY CHRISTIAN)

AS A SOPHOMORE (2017-18)

- Entered the game vs. Coppin State.
- Played two minutes against Oral Roberts.
- As a native of the Houston area, fittingly made the final basket in the One America Appeal Hurricane Relief exhibition game vs. Lafayette.

Opponent	Date	gs	min	Total		3-Pointers		Free throws		Rebounds				pf	a	t/o	blk	stl	pts	avg
				fg-fga	pct	3fg-fga	pct	ft-fa	pct	off	def	tot	avg							
ORAL ROBERTS	11/24/2017	2		0-0	.000	0-0	.000	0-0	.000	0	0	0	0.0	0	0	0	0	0	0	0.0
COPPIN STATE	12/30/17	1		0-0	.000	0-0	.000	0-0	.000	0	0	0	0.0	0	0	0	0	0	0	0.0
Totals		0	3	0-0	.000	0-0	.000	0-0	.000	0	0	0	0.0	0	0	0	0	0	0	0.0

Season	GP-GS	Min/Avg	Total		3-Point		FT-FTA		Rebounds				PF	DQ	A	T	B	S	Scoring	
			FG-FGA	Pct.	FG-FGA	Pct.	Pct.	Pct.	Off	Def	Total	Avg.							Pts.	Avg.
2016-17	5-0	2/0.4	1-2	.500	0-0	.000	0-0	.000	0	0	0	0.0	0	0	0	0	0	0	2	0.4
2017-18	2-0	3/1.5	0-0	.000	0-0	.000	0-0	.000	0	0	0	0.0	0	0	0	0	0	0	0	0.0
TOTAL	7-0	5/0.7	1-2	.500	0-0	.000	0-0	.000	0	0	0	0.0	0	0	0	0	0	0	2	0.3



JULIAN MOORE

44

F • 6-10 • 248
GRADUATE STUDENT
PHILADELPHIA, PA
(GERMANTOWN ACADEMY)

AS A GRADUATE STUDENT (2017-18)

- Ranks 22nd on the NCAA Division I active career list for total games played with 128.
- Has played in 14 straight games and has a field goal in two of the last three. Had two rebounds vs. Terps.
- Grabbed offensive rebound at Michigan State for dunk. Pulled down two total on the night. Had an assist, block and steal in 17 minute vs. Spartans.
- Set career best for assists with three vs. Scarlet Knights.
- Had three rebounds vs. Wildcats in 14 minutes.
- Blocked three shots and had a rebound vs. Nebraska in six minutes of time.
- Had an assist, block and rebound in nine minutes at Indiana.
- First off the bench vs. Northwestern and played nine minutes. Had a dunk plus one for three points and pulled down a rebound.
- Played 11 minutes at Maryland and tallied an assist on Mike Watkin's dunk. Also had a rebound.
- Grabbed three rebounds and had two points (1-1 FG) in 10 minutes in Coppin State win.
- Tied career best with four blocks and had four points and a steal in 12 first-half minutes vs. Rider.
- Came off the bench for seven quality minutes vs. Binghamton. Picked up two rebounds.
- Contributed two points (2-2 FT) in George Washington win.
- Pulled down two rebounds, had a point and a blocked shot vs. Wisconsin.
- Played five minutes at N.C. State and had a key rebound in three minutes at Iowa.
- Played 14 minutes vs. Pittsburgh (11-20) and went 2-2 from the field for four points. Collected four rebounds vs. Panthers as well.
- Inserted back into the starting lineup vs. Columbia and had three rebounds in nine minutes of action.
- Played nine vs. Montana and had three rebounds vs. Grizzlies.
- Earned a start in the season opener vs. Campbell and contributed eight points, six rebounds and had a block in 27 minutes.

► MOORE'S CAREER HIGHS

Points
 Career 16, vs. Radford, 11/20/15
 B1G Career 13, vs. Michigan State, 1/20/16

Rebounds
 Career 10, vs. Wisconsin, 1/21/16
 B1G Career 10, vs. Wisconsin, 1/21/16

Assists
 Career 3, vs. Rutgers, 1/27/18
 B1G Career 3, vs. Rutgers, 1/27/18

Blocks
 Career 4, vs. Kent State, 12/23/15
 B1G Career 3, vs. Nebraska (ot), 1/12/18

Steals
 Career 2 at Purdue, 1/21/17
 B1G Career 2 at Purdue, 1/21/17

Minutes
 Career 34, vs. Wisconsin, 1/21/16
 B1G Career 34, vs. Wisconsin, 1/21/16

Field Goals - Made
 Career 7, vs. Radford, 11/20/15
 B1G Career 4, 3x, last at Indiana (ot), 2/1/17

Field Goals - Attempted
 Career 11, vs. Radford, 11/20/15
 B1G Career 7, at Illinois, 1/31/15

3-Point Field Goals - Made
 Career 1, vs. Wisconsin, 2/18/15
 B1G Career 1, vs. Wisconsin, 2/18/15

3-Point Field Goals - Attempted
 Career 1, 3x, last vs. Bucknell, 11/28/15
 B1G Career 1, vs. Wisconsin, 2/18/15

Free Throws - Made
 Career 6, vs. Canisius, 12/10/15
 B1G Career 5, 2x, last vs. Maryland, 2/7/17

Free Throws - Attempted
 Career 7, vs. Michigan State, 1/10/16
 B1G Career 7, vs. Michigan State, 1/10/16

Opponent	Date	gs	min	Total		3-Pointers		Free throws		Rebounds					pts	avg					
				fg-fga	pct	3fg-fga	pct	ft-fta	pct	off	def	tot	avg	pf			a	t/o	blk	stl	
CAMPBELL	11/10/17	*	27	2-5	.400	0-0	.000	4-6	.667	4	2	6	6.0	1	0	1	0	8	8.0		
FAIRLEIGH DICKINSON	11/12/17		2	0-0	.000	0-0	.000	0-0	.000	0	0	0	3.0	2	0	0	0	0	4.0		
MONTANA	11/15/17		9	1-2	.500	0-0	.000	0-0	.000	0	3	3	3.0	0	0	0	1	2	3.3		
COLUMBIA	11/17/17	*	9	0-0	.000	0-0	.000	0-0	.000	1	2	3	3.0	1	0	3	1	0	2.5		
vs Pittsburgh	11/20/17		14	2-2	1.000	0-0	.000	0-0	.000	2	2	4	3.2	1	0	2	0	4	2.8		
vs Texas A&M	11/21/17		6	1-2	.500	0-0	.000	0-0	.000	0	0	0	2.7	0	0	0	0	2	2.7		
ORAL ROBERTS	11/24/201		13	1-3	.333	0-0	.000	0-0	.000	0	0	0	2.3	1	1	0	1	1	2.6		
at NC State	11/29/17		5	0-0	.000	0-0	.000	0-0	.000	1	1	2	2.3	0	0	1	1	0	2.3		
at Iowa	12/02/17		3	0-0	.000	0-0	.000	0-0	.000	0	1	1	2.1	0	0	0	1	0	2.0		
WISCONSIN	12/4/17		5	0-1	.000	0-0	.000	1-2	.500	2	0	2	2.1	0	0	0	1	0	1.9		
GEORGE WASHINGTON	12/9/17		6	0-1	.000	0-0	.000	2-2	1.000	0	0	0	1.9	2	0	0	0	0	2.1		
BINGHAMTON	12/19/17		7	0-0	.000	0-0	.000	0-0	.000	0	2	2	1.9	0	0	0	0	0	1.8		
RIDER	12/22/17		12	2-4	.500	0-0	.000	0-0	.000	0	0	0	1.8	0	0	0	4	1	1.9		
COPPIN STATE	12/30/17		10	1-1	1.000	0-0	.000	0-1	.000	1	2	3	1.9	1	0	0	0	0	2.1		
at Maryland	01/02/18		11	0-0	.000	0-0	.000	0-0	.000	1	0	1	1.8	3	1	1	0	0	1.8		
NORTHWESTERN	1/5/18		9	1-1	1.000	0-0	.000	1-1	1.000	1	0	1	1.8	1	0	0	0	0	1.9		
at Indiana	01/09/18		9	0-1	.000	0-0	.000	0-0	.000	0	1	1	1.7	1	1	0	1	0	1.8		
NEBRASKA	1/12/18		6	0-1	.000	0-0	.000	0-0	.000	0	1	1	1.7	0	0	0	3	0	1.7		
MINNESOTA	1/15/18		6	0-0	.000	0-0	.000	0-0	.000	0	0	0	1.6	0	0	0	0	0	1.6		
at Northwestern	01/20/18		14	0-0	.000	0-0	.000	0-0	.000	2	1	3	1.7	0	0	0	0	0	1.5		
at Ohio State	01/25/18		12	0-1	.000	0-0	.000	0-0	.000	0	0	0	1.6	1	0	0	0	0	1.4		
RUTGERS	1/27/18		12	0-1	.000	0-0	.000	0-0	.000	1	0	1	1.5	2	3	0	0	0	1.4		
at Michigan State	1/31/18		17	1-2	.500	0-0	.000	0-1	.000	1	1	2	1.6	2	1	0	1	1	2.1		
IOWA	02/03/18		11	1-1	1.000	0-0	.000	0-0	.000	1	0	1	1.5	2	1	0	1	0	2.1		
MARYLAND	2/7/18		6	0-1	.000	0-0	.000	0-2	.000	1	1	2	1.6	0	0	1	0	0	1.4		
Totals			2	241	13-30	.433	0-0	.000	8-15	.533	19	20	39	1.6	21	8	9	17	4	34	1.4

Season	GP-GS	Min/Avg	Total		3-Point		FT-FTA	Pct.	Rebounds					PF	DQ	A	T	B	S	Scoring	
			FG-FGA	Pct.	FG-FGA	Pct.			Off	Def	Total	Avg.	Pts.							Avg.	
2013-14	7-0	68/9.7	2-6	.333	0-0	.000	4-4	1.000	1	10	11	1.6	12	1	1	0	3	2	8	1.1	
2014-15	33-1	250/7.6	21-40	.525	1-1	1.000	7-18	.389	18	36	54	1.6	34	0	1	17	12	3	50	1.5	
2015-16	31-12	480/15.5	41-92	.446	0-2	.000	37-55	.673	30	72	102	3.3	53	0	7	19	17	8	119	3.8	
2016-17	32-9	476/14.9	35-76	.461	0-0	.000	19-27	.704	38	57	95	3.0	63	1	11	27	24	8	89	2.8	
2017-18	25-2	241/9.6	13-30	.433	0-0	.000	8-15	.533	19	20	39	1.6	21	0	8	9	17	4	34	1.4	
TOTAL	128-24	1515/11.8	112-244	.459	1-3	.333	75-119	.630	106	195	301	2.4	183	2	28	72	73	25	300	2.3	



TAYLOR NUSSBAUM

20

G • 6-2 • 175
FRESHMAN
 SOUTH SALEM, N.Y.
 (CHESHIRE ACADEMY
 (Conn.))

AS A FRESHMAN (2017-18)

- Saw action in the Oral Roberts (11/24) and Coppin State games (12/30).
- Walk-on member of the Nittany Lion basketball team who joined the squad this fall.

Opponent	Date	gs	min	Total		3-Pointers		Free throws		Rebounds				pf	a	t/o	blk	stl	pts	avg
				fg-fga	pct	3fg-fga	pct	ft-fga	pct	off	def	tot	avg							
ORAL ROBERTS	11/24/2017	1		0-0	.000	0-0	.000	0-0	.000	0	0	0	0.0	0	0	0	0	0	0	0.0
COPPIN STATE	12/30/17	1		0-0	.000	0-0	.000	0-0	.000	0	0	0	0.0	0	0	0	0	0	0	0.0
Totals		0	2	0-0	.000	0-0	.000	0-0	.000	0	0	0	0.0	0	0	0	0	0	0	0.0

Season	GP-GS	Min/Avg	Total		3-Point		FT-FTA	Pct.	Rebounds			Avg.	PF	DQ	A	T	B	S	Scoring	
			FG-FGA	Pct.	FG-FGA	Pct.			Off	Def	Total								Pts.	Avg.
2017-18	2-0	2/1.0	0-0	.000	0-0	.000	0-0	.000	0	0	0	0.0	0	0	0	0	0	0	0	0.0
TOTAL	2-0	2/1.0	0-0	.000	0-0	.000	0-0	.000	0	0	0	0.0	0	0	0	0	0	0	0	0.0



SACHEL PIERCE

3

F • 7-0 • 255
JUNIOR
BARBERTON, OH
**(THE KISKI SCHOOL/
 VIRGINIA TECH)**

AS A JUNIOR (2017-18)

- Has played in 16 games this season, averaging 8.3 minutes per contest. Has scored in eight games.
- Grabbed huge defensive rebound in Maryland contest and was complimented by Coach Chambers for his productivity in four minutes vs. Terps.
- Snatched a rebound and had a block in overtime game vs. Minnesota.
- Had four rebounds and an assist in eight minutes of action vs. Coppin State.
- First off the bench at George Mason and had six minutes on the court. Scored two points and collected a rebound. Also had a steal.
- Had two points in 10 minutes on the court at N.C. State.
- Pulled down six rebounds in 14 minutes against Oral Roberts (11/24).
- Grabbed a key steal in game vs. No. 16 Texas A&M.
- Recorded third career double-figure scoring game with 11 points (2-5 FG) and career-best seven made free throws vs. Columbia (11/17) in 15 minutes.
- Had a Penn State-best five rebounds vs. Campbell.
- Sat out the 2016-17 season to satisfy NCAA transfer requirements.

► PIERCE'S CAREER HIGHS

Points
 Career 13, vs. Miami (Fla.) 3/7/2015
 Penn State 11, vs. Columbia, 11/17/17
 B1G

Rebounds
 Career 7, vs. Northwestern (ot), 12/2/2015
 Penn State 6, vs. Oral Roberts, 11/24/17
 B1G 2, at Iowa, 12/2/17

Assists
 Career 3 at Louisville, 1/13/2015
 Penn State 1, 3x, last vs. Coppin State, 12/30/17
 B1G

Blocks
 Career 2, 7x, last vs. Alabama State, 11/14/2015
 Penn State 1, vs. Montana, 11/15/17
 B1G 1, vs. Minnesota (ot), 1/15/18

Steals
 Career 1, 10x, last at George Mason, 12/17/17
 Penn State . 1, 2x, last at George Mason, 12/17/17
 B1G

Minutes
 Career 31 vs. Duke, 2/25/2015
 Penn State 15, vs. Columbia, 11/17/17
 B1G 8, at Indiana, 1/9/18

Field Goals - Made
 Career 5, 2x, last vs. Miami (Fla.), 3/7/2015
 Penn State 2, 2x, last vs. Texas A&M, 11/24/17
 B1G

Field Goals - Attempted
 Career 8, vs. Miami (Fla.), 3/7/2015
 Penn State 5, vs. Columbia, 11/17/17
 B1G 1, 2x, last vs. Minnesota (ot), 1/15/18

3-Point Field Goals - Made
 Career

3-Point Field Goals - Attempted
 Career 1, vs. Columbia, 11/17/17
 B1G

Free Throws - Made
 Career 7, vs. Columbia, 11/17/17
 B1G

Free Throws - Attempted
 Career 8, vs. Columbia, 11/17/17
 B1G

Opponent	Date	gs	min	Total		3-Pointers		Free throws		Rebounds				pf	a	t/o	blk	stl	pts	avg
				fg-fga	pct	3fg-fga	pct	ft-fia	pct	off	def	tot	avg							
CAMPBELL	11/10/17	11	0-0	.000	0-0	.000	4-6	.667	1	4	5	5.0	1	0	0	0	0	4	4.0	
FAIRLEIGH DICKINSON	11/12/17	11	0-4	.000	0-0	.000	0-1	.000	2	1	3	4.0	3	0	3	0	0	0	2.0	
MONTANA	11/15/17	11	1-3	.333	0-0	.000	0-0	.000	1	1	2	3.3	3	1	0	1	0	2	2.0	
COLUMBIA	11/17/17	15	2-5	.400	0-1	.000	7-8	.875	1	2	3	3.3	2	0	2	0	0	11	4.3	
vs Pittsburgh	11/20/17	10	0-1	.000	0-0	.000	2-5	.400	0	1	1	2.8	3	1	1	0	0	2	3.8	
vs Texas A&M	11/21/17	11	2-2	1.000	0-0	.000	0-0	.000	1	2	3	2.8	2	0	2	0	1	4	3.8	
ORAL ROBERTS	11/24/17	14	1-3	.333	0-0	.000	2-4	.500	3	3	6	3.3	3	0	1	0	0	4	3.9	
at NC State	11/29/17	10	1-2	.500	0-0	.000	0-0	.000	0	0	0	2.9	2	0	0	0	0	2	3.6	
at Iowa	12/02/17	5	0-1	.000	0-0	.000	0-0	.000	1	1	2	2.8	3	0	1	0	0	0	3.2	
at George Mason	12/17/17	6	1-2	.500	0-0	.000	0-0	.000	1	0	1	2.6	3	0	3	0	1	2	3.1	
BINGHAMTON	12/19/17	2	0-0	.000	0-0	.000	0-2	.000	1	0	1	2.5	0	0	1	0	0	0	2.8	
RIDER	12/22/17	3	0-0	.000	0-0	.000	0-0	.000	0	0	0	2.3	1	0	2	0	0	0	2.6	
COPPIN STATE	12/30/17	8	0-1	.000	0-0	.000	0-0	.000	2	2	4	2.4	0	1	1	0	0	0	2.4	
at Indiana	01/09/18	8	0-0	.000	0-0	.000	0-0	.000	0	1	1	2.3	1	0	0	0	0	0	2.2	
MINNESOTA	1/15/18	4	0-1	.000	0-0	.000	0-0	.000	0	1	1	2.2	0	0	0	1	0	0	2.1	
MARYLAND	2/7/18	4	0-1	.000	0-0	.000	0-0	.000	0	1	1	2.1	0	0	0	0	0	0	1.9	
Totals		0	133	8-26	.308	0-1	.000	15-26	.577	14	20	34	2.1	27	3	17	2	2	31	1.9

YEAR	GP-GS	MIN/AVG	TOTAL		3-POINT		REBOUNDS										PTS	AVG		
			FG-FGA	PCT	FG-FGA	PCT	FT-FTA	PCT	OFF	DEF	TOT	AVG	PF	FO	A	TO			BLK	STL
2014-15*	31-7	428/13.8	39-81	.481	0-0	.000	21-33	.636	35	39	74	2.4	84	4	14	39	23	6	99	3.2
2015-16*	20-0	124/6.2	12-19	.632	0-0	.000	8-10	.800	9	17	26	1.3	28	0	6	10	4	3	32	1.6
2017-18	16-0	133/8.3	8-26	.320	0-1	.000	15-26	.577	14	20	34	2.2	27	0	3	17	2	2	31	1.9
TOTAL	67-7	685/10.2	59-126	.468	0-1	.000	44-69	.638	58	76	134	2.0	140	4	23	66	29	11	162	2.4

*at Virginia Tech



JOSH REAVES

23

G • 6-4 • 210
JUNIOR
FAIRFAX, VA
(OAK HILL ACADEMY)

AS A JUNIOR (2017-18)

- Back in lineup for another play of the day, also at No. 5, on ESPN's SportsCenter with left-handed dunk vs. Maryland
- One-handed jam vs. Hawkeyes was the No. 5 play on ESPN's SportsCenter and No. 1 dunk of the week on Big Ten Network.
- Leads the Big Ten for total steals (49-No. 25 nationally) and steals per game average (2.33-No. 12 nationally).
- Second on team overall with 70 assists with five vs. Iowa and ranks 33rd nationally in assist to turnover ratio (2.69).
- Ranks 18th among active career leaders in NCAA D-I for career steals average at 1.91 per game.
- Second-best field goal percentage by a current Nittany Lion at 52.5 (min 50 attempted).
- Is tied with Talor Battle (145, 2008-11) for ninth on the Penn State career steals list.
- Tied career-best with five steals at Michigan State, four in first half. Had team-best seven rebounds.
- Scored 15 points off the bench on 6-8 shooting with four steals and four rebounds on his stat line vs. Rutgers.
- Contributed 10 points off the bench and had three rebounds and an assist at Ohio State.
- Returned to action at Ohio State (4 games missed: Indiana, Nebraska, Minnesota and Northwestern (1/20)).
- Connected on three 3-pointers for nine points and had six assists (no turnovers) with four rebounds at Maryland.
- Scored 12 points vs. Coppin State with two of his four field goals from beyond the arc.
- Tied his career-best in steals AGAIN with five vs. Coppin State.
- Recorded first career double-double with a career-best 13 rebounds and 10 points vs. Rider. Had a career-best eight assists and tied his career mark with five steals against Broncs.
- Made five or more field goals in three-straight games (5-GW, 5-at George Mason and 6-vs. Binghamton).
- Connected on six baskets off nine attempts, including two 3-pointers for 15 points vs. Binghamton. Led the team with four assists and picked up two steals.
- Scored 13 points and had a game-high four assists in front of friends and family at George Mason.
- One of five Nittany Lions to score in double figures vs. George Washington with 11, nine points in the first half.
- Assist leader against Wisconsin and had seven points and four blocks against the Badgers.
- In a minute (4:05 mark in the second half) vs. Wisconsin, Reaves made two free throws, blocked two shots, grabbed an offensive rebound on the other end and dunked the ball to bring Penn State within six points.
- Contributed eight points and three assists and was a force on the defensive end at Iowa. Had two critical steals.
- Scored nine points at N.C. State with a game-high five assists.
- Returned to starting lineup vs. Pittsburgh and had 10 points including two 3-pointers, five rebounds and three steals.
- Missed the Columbia game with an ankle injury.
- Had double figures in points with 12 against Montana.
- One of five Nittany Lions to score in double figures against Fairleigh Dickinson with 17. Pulled down a game-high nine rebounds and had four assists and four steals.
- Scored 15 points in the opener against Campbell with eight rebounds and three steals. Made career-best seven free throws on eight trips to the line.

► REAVES' CAREER HIGHS

Points	Career 25, at Iowa, 3/5/17
B1G Career 25, at Iowa, 3/5/17
Rebounds	Career 13, vs. Rider, 12/22/17
B1G Career 9, vs. Maryland, 2/7/18
Assists	Career 8, vs. Rider, 12/22/17
B1G Career 6, vs. Michigan State, 1/7/17
Blocks	Career 4 vs. Wisconsin, 12/4/17
B1G Career 4 vs. Wisconsin, 12/4/17
Steals	Career 5, 6x, last at Michigan State, 1/31/18
B1G Career 5, 3x, last at Michigan State, 1/31/18
Minutes	Career ... 37, 2x, last vs. Northwestern, 12/27/16
B1G Career 37, vs. Northwestern, 12/27/16
Field Goals - Made	Career 10, at Iowa, 3/5/17
B1G Career 10, at Iowa, 3/5/17
Field Goals - Attempted	Career 16, vs. Northwestern, 12/27/16
B1G Career 16, vs. Northwestern, 12/27/16
3-Point Field Goals - Made	Career 4, at Purdue, 1/21/17
B1G Career 4, at Purdue, 1/21/17
3-Point Field Goals - Attempted	Career 6, 2x, last vs. at Purdue, 1/21/17
B1G Career 6, 2x, last vs. at Purdue, 1/21/17
Free Throws - Made	Career 7, vs. Campbell, 11/10/17
B1G Career 5, 2x, last vs. Minnesota, 1/14/17
Free Throws - Attempted	Career 8, 3x, last vs. Montana, 11/15/17
B1G Career 8, at Minnesota, 1/14/17

Opponent	Date	gs	min	Total		3-Pointers		Free throws		Rebounds					pts	avg					
				fg-fga	pct	3fg-fga	pct	ft-fga	pct	off	def	tot	avg	pf			a	t/o	blk	stl	
CAMPBELL	11/10/17	*	31	4-11	.364	0-3	.000	7-8	.875	3	5	8	8.0	2	1	4	1	3	15	15.0	
FAIRLEIGH DICKINSON	11/12/17	*	30	7-10	.700	2-3	.667	1-2	.500	3	6	9	8.5	4	4	3	1	4	17	16.0	
MONTANA	11/15/17	*	33	4-6	.667	0-2	.000	4-8	.500	0	2	2	6.3	2	1	0	1	0	12	14.7	
vs Pittsburgh	11/20/17	*	21	4-8	.500	2-4	.500	0-0	.000	2	3	5	6.0	1	0	2	0	3	10	13.5	
vs Texas A&M	11/21/17	*	32	2-5	.400	1-4	.250	2-2	1.000	1	2	2	5.2	5	4	0	1	4	7	12.2	
ORAL ROBERTS	11/24/201	*	21	4-6	.667	2-4	.500	0-0	.000	0	1	2	4.7	1	3	0	1	4	10	11.8	
at NC State	11/29/17	*	27	4-6	.667	1-1	1.000	0-0	.000	3	2	5	4.7	5	5	0	1	1	9	11.4	
at Iowa	12/02/17	*	31	3-9	.333	2-5	.400	0-0	.000	1	2	3	4.5	4	3	0	1	2	8	11.0	
WISCONSIN	12/4/17	*	35	2-5	.400	1-3	.333	2-2	1.000	1	2	3	4.3	4	5	0	4	0	7	10.6	
GEORGE WASHINGTON	12/9/17	*	28	5-7	.714	0-0	.000	1-3	.333	2	1	3	4.2	4	3	1	0	3	11	10.6	
at George Mason	12/17/17	*	31	5-10	.500	2-4	.500	1-1	1.000	1	1	2	4.0	4	4	0	1	13	10.8		
BINGHAMTON	12/19/17	*	29	6-9	.667	2-3	.667	1-2	.500	1	1	2	3.8	2	4	3	1	2	15	11.2	
RIDER	12/22/17	*	36	3-8	.375	0-3	.000	4-4	1.000	4	9	13	4.5	3	8	1	1	5	10	11.1	
COPPIN STATE	12/30/17	*	26	4-9	.444	2-4	.500	2-2	1.000	2	2	4	4.5	0	7	1	0	5	12	11.1	
at Maryland	01/02/18	*	37	3-7	.429	3-5	.600	0-0	.000	3	1	4	4.5	3	6	0	0	0	9	11.0	
NORTHWESTERN	1/5/18	*	24	3-5	.600	1-1	1.000	0-1	.000	2	4	6	4.6	3	1	2	2	1	7	10.8	
at Ohio State	01/25/18	*	31	4-7	.571	0-1	.000	2-2	1.000	2	1	3	4.5	3	1	2	0	0	10	10.7	
RUTGERS	1/27/18		30	6-8	.750	1-2	.500	2-2	1.000	1	3	4	4.4	3	2	1	1	4	15	10.9	
at Michigan State	1/31/18	*	34	3-11	.273	0-5	.000	0-0	.000	2	5	7	4.6	4	2	1	0	5	6	10.7	
IOWA	02/03/18	*	20	4-5	.800	0-0	.000	3-4	.750	1	1	2	4.5	3	5	1	0	1	11	10.7	
MARYLAND	2/7/18	*	36	5-10	.500	1-3	.333	3-4	.750	3	6	9	4.7	3	1	4	0	1	14	10.9	
Totals			19	623	85-162	.525	23-60	.383	35-47	.745	38	60	98	4.7	63	70	26	16	49	228	10.9

Season	GP-GS	Min/Avg	Total		3-Point		FT-FTA		Rebounds					Scoring						
			FG-FGA	Pct.	FG-FGA	Pct.	Pct.	Off	Def	Total	Avg.	PF	DQ	A	T	B	S	Pts.	Avg.	
2015-16	26-20	620/23.8	66-176	.375	3-39	.077	31-41	.756	34	62	96	3.7	68	2	50	36	23	36	166	6.4
2016-17	28-23	759/27.1	81-181	.448	19-59	.322	34-48	.708	37	75	112	4.0	84	3	59	54	21	60	215	7.7
2017-18	21-19	623/29.7	85-162	.525	23-60	.383	35-47	.745	38	60	98	4.7	63	2	70	26	16	49	228	10.9
TOTAL	75-62	2002/26.7	232-519	.447	45-158	.285	100-136	.735	109	197	306	4.1	215	7	179	116	60	145	609	8.1



LAMAR STEVENS

11

F • 6-7 • 218
SOPHOMORE
PHILADELPHIA, PA
(ROMAN CATHOLIC)

AS A SOPHOMORE (2017-18)

- Second overall on team in scoring (15.7), rebounding (6.2), blocks (28) and minutes per game (32.1).
- Led team in scoring for 15th time in his career with 25 points vs. Maryland. It was his 13th career game with 20 or more points.
- Set career best with four blocks in the first half vs. Iowa to go with his 17 points and five rebounds.
- Has longest streak of games started among current Nittany Lions roster with 59 (26 in 2017-18 and 33 in 2016-17).
- Scored 15 of 18 points in second half at Michigan State. Combined with Tony Carr for 13 in final 72 seconds.
- Longest streak of double-figure scoring games in 2017-18 was 12 ending with 15 points at Ohio State.
- Scored 12 points vs. Minnesota, 11 coming in first half. Also had seven rebounds.
- Had three-straight games of 20+ points with game-high 26-point outing vs. Nebraska and added 7 boards.
- Registered first back-to-back 20-plus-point games of his career with 20 at Indiana after scoring 30 vs. Northwestern. Tallied 16 points in 17 minutes in first half vs. Hoosiers with two three-pointers.
- Went 14-19 (1-3 3FG) from the field vs. Wildcats for career-best 30 points and broke the Bryce Jordan Center men's single-game field goal record. Had 14 points in his first 10 minutes of action. Became the 45th Nittany Lion to record 30 or more points in a game.
- Had second career double-double with 10 points and 11 rebounds vs. Rider and career-best six assists.
- Led all five starters in double figures with 16 points vs. Binghamton and pulled down eight boards.
- Recorded first career double-double with a game-high 23 points and career-best 12 rebounds at George Mason. It was the ninth time in his career and fourth time in 2017-18 that he eclipsed the 20-point mark.
- In a first-half stretch against Patriots, scored nine points to contribute to a 21-4 Penn State run.
- Had six rebounds, four points and three assists vs. Wisconsin.
- Leading scorer with 22 points at Iowa despite sitting for significant minutes with three fouls in second half.
- Perfect 2-2 from beyond the arc and had 12 points in the first half vs. Hawkeyes. Finished with 22.
- Went a perfect 6-6 from the line vs. Hawkeyes, including 2-2 with four seconds remaining in game.
- Scored all 13 of his points against N.C. State in the second half and collected six of his eight rebounds (one shy of his career best) in the second period.
- Tied his career best for points in a regulation game with 25 vs. No. 16 Texas A&M.
- Had team-high eight rebounds vs. Pittsburgh and had two steals vs. Panthers.
- Joined teammate Tony Carr on the Legends Classic All-Tournament Team after averaging 17.5 points per game in the two games at the Barclays Center.
- Led Penn State in scoring and rebounding as well as steals vs. Montana.
- Had a skein of five-straight double-figure scoring games, with 25 points (8-14 FG), including 8 free throws, against Montana. Added two blocks to his stat line vs. Grizzlies.

► STEVENS' CAREER HIGHS

Points
 Career 30 vs. Northwestern, 1/5/18
 B1G Career 30 vs. Northwestern, 1/5/18

Rebounds
 Career 12, at George Mason, 12/17/17
 B1G Career 9, at Michigan, 1/4/17

Assists
 Career 6, vs. Rider, 12/22/17
 B1G Career 4, at Iowa, 3/5/17

Blocks
 Career 4, vs. Iowa, 2/2/18
 B1G Career 4, vs. Iowa, 2/2/18

Steals
 Career 3, 2x, last vs. Ohio State, 2/28/17
 B1G Career ... 3, 2x, last vs. Ohio State, 2/28/17

Minutes
 Career 42, at Indiana (3ot), 2/1/17
 regulation: 40 vs. Maryland, 2/7/18, 1/20/18
 B1G Career 42, at Indiana (3ot), 2/1/17
 regulation: 40 vs. Maryland, 2/7/18, 1/20/18

Field Goals - Made
 Career 14, vs. Northwestern, 1/5/18
 B1G Career 14 vs. Northwestern, 1/5/18

Field Goals - Attempted
 Career 20, vs. Purdue (ot), 2/21/17
 regulation: 19, 2x, last at Michigan State, 1/31/18
 B1G Career 20, vs. Purdue (ot), 2/21/17
 regulation: 19, 2x, last at Michigan State, 1/31/18

3-Point Field Goals - Made
 Career 2, 6x, last vs. Maryland, 2/7/18
 B1G Career 2, 6x, last vs. Maryland, 2/7/18

3-Point Field Goals - Attempted
 Career 5, vs. Purdue (ot), 2/21/17
 regulation: 5, vs. Columbia, 11/17/17
 B1G Career 5, vs. Purdue, 2/21/17
 ..regulation: 4, 2x, last at Michigan State, 1/31/18

Free Throws - Made
 Career 12, vs. Duquesne, 11/13/16
 B1G Career 8, vs. Maryland, 2/7/17

Free Throws - Attempted
 Career 13, vs. Duquesne, 11/13/16
 B1G Career 12, vs. Maryland, 2/7/17

Opponent	Date	qs	min	Total		3-Pointers		Free throws		Rebounds				Other				pts	avg		
				fg-fga	pct	3fg-fga	pct	ft-fa	pct	off	def	tot	avg	pf	a	lto	bik			stl	
CAMPBELL	11/10/17	*	28	2-7	.286	1-2	.500	3-4	.750	1	5	6	6.0	5	0	6	2	0	8	8.0	
FAIRLEIGH DICKINSON	11/12/17	*	33	5-11	.455	0-1	.000	2-2	1.000	1	6	7	6.5	0	4	3	1	2	12	10.0	
MONTANA	11/15/17	*	38	8-14	.571	1-2	.500	8-9	.889	1	6	7	6.7	2	2	5	2	2	25	15.0	
COLUMBIA	11/17/17	*	28	6-14	.429	2-5	.400	0-2	.000	4	2	6	6.5	3	2	2	0	1	14	14.8	
vs Pittsburgh	11/20/17	*	26	4-11	.364	0-4	.000	2-2	1.000	1	7	8	6.8	1	2	1	2	0	10	13.8	
vs Texas A&M	11/21/17	*	36	8-16	.500	0-3	.000	9-11	.818	3	4	7	6.8	3	5	1	2	1	25	15.7	
ORAL ROBERTS	11/24/201	*	23	2-6	.333	0-0	.000	4-5	.800	1	5	6	6.7	0	1	2	1	1	8	14.6	
at NC State	11/29/17	*	30	4-12	.333	0-0	.000	5-7	.714	4	4	8	6.9	4	1	4	1	0	13	14.4	
at Iowa	12/02/17	*	28	7-15	.467	2-4	.500	6-6	1.000	2	3	5	6.7	3	0	1	2	2	22	15.2	
WISCONSIN	12/4/17	*	29	1-7	.143	0-3	.000	2-2	1.000	2	4	6	6.6	2	3	2	0	0	4	14.1	
GEORGE WASHINGTON	12/9/17	*	31	5-10	.500	0-0	.000	0-2	.000	1	4	5	6.5	2	3	2	0	0	10	13.7	
at George Mason	12/17/17	*	34	9-18	.500	1-3	.333	4-6	.667	2	10	12	6.9	3	2	1	2	1	23	14.5	
BINGHAMTON	12/19/17	*	36	6-14	.429	0-1	.000	4-6	.667	2	6	8	7.0	3	1	3	0	1	16	14.6	
RIDER	12/22/17	*	30	5-15	.333	0-1	.000	0-2	.000	4	7	11	7.3	4	6	1	1	0	10	14.3	
COPPIN STATE	12/30/17	*	19	4-11	.364	1-4	.250	2-2	1.000	1	4	5	7.1	1	2	0	0	1	11	14.1	
at Maryland	01/02/18	*	24	7-13	.538	1-4	.250	0-0	.000	0	2	2	6.8	5	1	0	1	0	15	14.1	
NORTHWESTERN	1/5/18	*	37	14-19	.737	1-3	.333	1-3	.333	2	3	5	6.7	1	2	4	0	1	30	15.1	
at Indiana	01/09/18	*	36	9-15	.600	2-3	.667	0-3	.000	0	7	7	6.7	3	1	2	1	1	20	15.3	
NEBRASKA	1/12/18	*	40	10-18	.556	2-3	.667	4-5	.800	1	6	7	6.7	3	2	4	0	0	26	15.9	
MINNESOTA	1/15/18	*	40	4-12	.333	1-4	.250	3-4	.750	3	4	7	6.8	4	1	1	2	1	12	15.7	
at Northwestern	01/20/18	*	38	6-11	.545	1-3	.333	0-0	.000	0	2	2	6.5	2	1	1	0	0	13	15.6	
at Ohio State	01/25/18	*	35	4-10	.400	1-1	1.000	6-9	.667	1	5	6	6.5	1	1	2	1	1	15	15.5	
RUTGERS	1/27/18	*	24	3-8	.375	0-2	.000	0-1	.000	0	4	4	6.4	3	0	3	1	0	6	15.1	
at Michigan State	1/31/18	*	35	7-19	.368	1-4	.250	3-4	.750	1	3	4	6.3	5	1	1	0	1	18	15.3	
IOWA	02/03/18	*	36	8-18	.444	0-3	.000	1-2	.500	2	4	6	6.3	3	2	3	2	3	17	15.3	
MARYLAND	2/7/18	*	40	10-12	.833	2-3	.667	3-4	.750	3	1	4	6.2	1	2	0	4	1	25	15.7	
Totals			26	834	158-336	.470	20-66	.303	72-103	.699	43	118	161	6.2	67	48	55	28	19	408	15.7

Season	GP-GS	Min/Avg	Total		3-Point		FT-FTA	Pct.	Rebounds				Avg.	PF	DQ	A	T	B	S	Scoring	
			FG-FGA	Pct.	FG-FGA	Pct.			Off	Def	Total	Pts.								Avg.	
2016-17	33-33	918/27.8	148-345	.429	11-32	.344	112-146	.767	54	129	183	5.5	90	3	55	74	21	27	419	12.7	
2017-18	26-26	834/32.1	158-336	.470	20-66	.303	72-103	.699	43	118	161	6.2	67	3	48	55	28	19	408	15.7	
TOTAL	59-59	1752/29.7	306-681	.449	31-98	.316	184-249	.739	97	247	344	5.8	157	6	103	129	49	46	827	14.0	

24



MIKE WATKINS

F • 6-9 • 254
REDSHIRT SOPHOMORE
PHILADELPHIA, PA
(THE PHELPS SCHOOL)

AS A REDSHIRT SOPHOMORE (2017-18)

- Went 5-7 from the field vs. Maryland and had career-best three steals to go along with five rebounds.
- Became only the second Nittany Lion sophomore to reach the 500 career rebound milestone and had 10 vs. Iowa. Recorded his 19th career double-double and 11th of the 2017-18 season with 19 points and 10 boards vs. Iowa.
- Tied Penn State single-game individual record for field goal percentage and Penn State record for field goal percentage in a Big Ten game with a 9-10 outing (90.0%) vs. Hawkeyes after starting the game 8-8.
- Scored 15 points and had a career-high 19 rebounds vs. Rutgers.
- Had eight points and game-high eight rebounds at Northwestern, but streak of 12-straight double-figure scoring and five consecutive double-double games ended.
- Season field goal percentage of 69.4 (136-196) is fourth nationally and third on NCAA D-1 active career list at 63.9.
- Scored eight points and grabbed five rebounds in 20 minutes of action at Michigan State. Had key steal of Spartan inbound pass at 0:37 mark of game to set up Tony Carr's second 3-pointer to trim deficit to six points.
- The first Nittany Lion to have five consecutive double-doubles against Big Ten foes since John Amaechi in 1994-95.
- Recorded fifth-straight double-double, ninth of season and 17th of career with 20 points and 11 boards vs. Minnesota.
- Scored 20 points and collected 15 rebounds vs. Nebraska in OT win, 12 points coming in second half.
- Had 10 points (all second half) and game-best 12 rebounds at Indiana.
- Collected game-best and tied career-best rebounding mark with 17 in a double-double vs. Northwestern with 18 points. Added four blocks and two steals to his stat line.
- Recorded double-double with a team-leading 17 points and career-best 17 rebounds at Maryland. Went 8-11 from the field and had two blocks, an assist and steal vs. Terps.
- Penn State's male student-athlete of the week (Jan. 2) for 17-point/17-rebound performance at Maryland.
- Registered his third-straight double-double with a 12-point, 11-rebound combination vs. Binghamton.
- Had a double-double with Lamar Stevens at George Mason with Watkins' 14 points and 12 rebounds.
- Followed up a 19-point performance at Iowa with a career- and Big Ten-best 22 points vs. Wisconsin, duplicating his 9-13 field goal shooting vs. Badgers. Also had eight rebounds vs. Wisconsin.
- Had then Big Ten-best 19 points (9-13 FG) and seven rebounds in win at Iowa in a career-high 36 minutes at Iowa.
- Had 14 rebounds at N.C. State for game-high total.
- Improved his field goal percentage with a perfect 6-6 mark from the field vs. Pittsburgh.
- One of six Nittany Lions to score in double figures vs. Pittsburgh with 13.
- Recorded first double-double of 2017-18 vs. Columbia with 11 points and 14 rebounds.
- Went 5-5 FG in second half vs. Columbia and Nittany Lions leaned on his 10 points and six blocks (4 in second half).
- Pulled down six rebounds (all defensive) and had eight points vs. Montana.
- Had 15 points off 6-9 FG shooting and with five rebounds and three blocks in outing vs. FDU.
- Missed the first game of the season vs. Campbell.

▶ WATKINS' CAREER HIGHS

Points
 Career 22, vs. Wisconsin, 12/4/17
 B1G..... 22, vs. Wisconsin, 12/4/17

Rebounds
 Career 19, vs. Rutgers, 1/27/18
 B1G 19, vs. Rutgers, 1/27/18

Assists
 Career 4, vs. St. John's, 12/18/16
 B1G..... 2, 3x, last at Iowa, 3/5/17

Blocks
 Career 8, 2x, last vs. Nebraska (ot-B10), 3/8/17
 regulation: 8 vs. Wright State, 12/3/16
 B1G..... 7, vs. Wisconsin, 12/4/17

Steals
 Career 3, vs. Maryland, 2/7/18
 B1G..... 3, vs. Maryland, 2/7/18

Minutes
 Career 39, 2x, last vs. Nebraska (ot), 1/12/18
 regulation: 36, at Iowa, 12/2/17
 B1G..... 39, last vs. Nebraska (ot), 1/12/18
 regulation 36, at Iowa, 12/2/17

Field Goals - Made
 Career 10, vs. Minnesota (ot), 1/15/18
regulation: 9, 4x last vs. Iowa, 2/2/18
 B1G..... 10, vs. Minnesota (ot), 1/15/18
regulation: 9, 4x last vs. Iowa, 2/2/18

Field Goals - Attempted
 Career 14, 2x, last vs. Minnesota (ot), 1/15/18
regulation: 13, 3x last vs. Wisconsin, 12/4/17
 B1G..... 14, vs. Minnesota (ot), 1/15/18
regulation: 13, 2x last vs. Wisconsin, 12/4/17

3-Point Field Goals - Made
 Career
 B1G.....

3-Point Field Goals - Attempted
 Career 1, vs. Wisconsin, 12/4/2017
 B1G..... 1, vs. Wisconsin, 12/4/2017

Free Throws - Made
 Career 8, last vs. Northwestern, 1/5/18
 B1G..... 8, last vs. Northwestern, 1/5/18

Free Throws - Attempted
 Career 11, last vs. Northwestern, 1/5/18
 B1G..... 11, last vs. Northwestern, 1/5/18

Opponent	Date	gs	min	Total		3-Pointers		Free throws		Rebounds				Other				pts	avg		
				fg-fga	pct	3fg-fga	pct	ft-fa	pct	off	def	tot	avg	pf	a	t/o	blk			stl	
FAIRLEIGH DICKINSON	11/12/17	*	20	6-9	.667	0-0	.000	3-5	.600	2	3	5	5.0	2	1	3	3	2	15	15.0	
MONTANA	11/15/17	*	19	3-4	.750	0-0	.000	2-2	1.000	0	6	6	5.5	3	0	1	4	0	8	11.5	
COLUMBIA	11/17/17	*	23	5-7	.714	0-0	.000	1-1	1.000	2	12	14	8.3	2	0	1	6	1	11	11.3	
vs Pittsburgh	11/20/17	*	22	6-6	1.000	0-0	.000	1-2	.500	0	5	5	7.5	1	0	1	3	1	13	11.8	
vs Texas A&M	11/21/17	*	25	3-5	.600	0-0	.000	1-2	.500	1	2	3	6.6	3	2	0	2	1	7	10.8	
ORAL ROBERTS	11/24/201	*	19	4-5	.800	0-0	.000	0-0	.000	1	5	6	6.5	1	1	3	3	2	8	10.3	
at NC State	11/29/17	*	26	4-10	.400	0-0	.000	0-2	.000	5	9	14	7.6	2	1	2	2	1	8	10.0	
at Iowa	12/02/17	*	36	9-13	.692	0-0	.000	1-3	.333	3	4	7	7.5	4	0	3	3	1	19	11.1	
WISCONSIN	12/4/17	*	34	9-13	.692	0-1	.000	4-6	.667	2	6	8	7.6	1	0	2	7	1	22	12.3	
GEORGE WASHINGTON	12/9/17	*	31	7-11	.636	0-0	.000	1-1	1.000	3	9	12	8.0	2	1	2	4	0	15	12.6	
at George Mason	12/17/17	*	33	5-7	.714	0-0	.000	4-7	.571	2	10	12	8.4	2	1	2	2	2	14	12.7	
BINGHAMTON	12/19/17	*	32	5-8	.625	0-0	.000	2-4	.500	2	9	11	8.6	2	1	1	3	1	12	12.7	
RIDER	12/22/17	*	24	4-5	.800	0-0	.000	2-2	1.000	0	9	9	8.6	4	0	2	4	0	10	12.5	
COPPIN STATE	12/30/17	*	21	3-6	.500	0-0	.000	5-5	1.000	2	4	6	8.4	1	2	2	3	0	11	12.4	
at Maryland	01/02/18	*	35	8-11	.727	0-0	.000	1-2	.500	3	14	17	9.0	4	1	2	2	1	17	12.7	
NORTHWESTERN	1/5/18	*	31	5-6	.833	0-0	.000	8-11	.727	4	13	17	9.5	2	0	2	4	2	18	13.0	
at Indiana	01/09/18	*	27	4-4	1.000	0-0	.000	2-3	.667	4	8	12	9.6	3	1	3	0	2	10	12.8	
NEBRASKA	1/12/18	*	39	7-8	.875	0-0	.000	6-8	.750	3	12	15	9.9	3	0	2	0	0	20	13.2	
MINNESOTA	1/15/18	*	37	10-14	.714	0-0	.000	0-3	.000	2	9	11	10.0	5	1	1	2	2	20	13.6	
at Northwestern	01/20/18	*	26	2-2	1.000	0-0	.000	4-4	1.000	0	8	8	9.9	4	1	4	3	0	8	13.3	
at Ohio State	01/25/18	*	28	3-7	.429	0-0	.000	1-3	.333	1	4	5	9.7	1	0	0	0	0	7	13.0	
RUTGERS	1/27/18	*	30	6-12	.500	0-0	.000	3-6	.500	5	14	19	10.1	0	1	3	3	0	15	13.1	
at Michigan State	1/31/18	*	20	4-6	.667	0-0	.000	0-0	.000	2	3	5	9.9	4	1	1	0	1	8	12.9	
IOWA	02/03/18	*	30	9-10	.900	0-0	.000	1-2	.500	2	8	10	9.9	3	0	1	1	2	19	13.1	
MARYLAND	2/7/18	*	31	5-7	.714	0-0	.000	1-4	.250	2	3	5	9.7	2	1	1	1	3	11	13.0	
Totals			25	699	136-196	.694	0-1	.000	54-88	.614	53	189	242	9.7	61	17	45	65	26	326	13.0

Season	GP-GS	Min/Avg	Total		3-Point		FT-FTA	Pct.	Off	Def	Total	Avg.	PF	DQ	A	T	B	S	Scoring Pts.	Avg.
			FG-FGA	Pct.	FG-FGA	Pct.														
2016-17	33-24	786/23.8	128-217	.590	0-0	.000	63-98	.643	82	185	267	8.1	83	0	20	43	90	25	319	9.7
2017-18	25-25	699/28.0	136-196	.694	0-1	.000	54-88	.614	53	189	242	9.7	61	1	17	45	65	26	326	13.0
TOTAL	58-49	1485/25.6	264-413	.639	0-1	.000	117-186	.629	135	374	509	8.8	144	1	37	88	155	51	645	11.1



JAMARI WHEELER

5

G • 6-1 • 170
FRESHMAN
LIVE OAK, FL
(THE ROCK SCHOOL)

AS A FRESHMAN (2017-18)

- Played in all 26 games and made three-straight starts vs. Nebraska, Minnesota and Northwestern (1/20).
- Second behind teammate Josh Reaves in the Big Ten with 40 steals.
- Has scored in 16 games.
- Scored two points in the Iowa win and had three rebounds.
- Pulled down four rebounds and had two assists and two steals without a turnover vs. Minnesota.
- Had a game-high and career-best five assists with four points and three steals against Northwestern.
- Had career-best two blocks at Indiana to go along with two assists and a steal. Tied Big Ten career-high for minutes played with 22.
- Contributed four points, four rebounds, three steals and two assists at Maryland.
- Tied his career-high total in rebounds with seven vs. Coppin State, all on the defensive side.
- Grabbed a career-best six steals at George Mason which puts him in a tie for No. 6 on Penn State's single-game steals list. Added five points to his stat line vs. Patriots.
- Played 17 minutes against Wisconsin and had a rebound, assist and steal.
- Critical defensive play in Iowa win and had four assists to only one turnover.
- Second on team with 17 steals, including team-high three at N.C. State.
- Went 8-12 (66.7%) from field combined vs. Pittsburgh, Texas A&M and Oral Roberts, dishing out six assists with eight steals and a block.
- Against 16th-ranked Texas A&M, Wheeler had two steals that lead directly to layups in the second half, the second punctuating a Penn State rally to trim the Aggie lead to five.
- Shared team scoring lead with Nazeer Bostick in Oral Roberts game with career-best 14 points.
- Against Oral Roberts, Wheeler started out quickly with six points and two steals in first four minutes of play. He finished with a game-high and career-high 14 points and led the Nittany Lions with seven rebounds, and five steals, also career bests. The five steals are a season-high for a Nittany Lion.
- Wheeler played 19 minutes against Pittsburgh and had two assists without any turnovers, a steal and a rebound.
- Scored seven points with four assists and three steals vs. Columbia.

► WHEELER'S CAREER HIGHS

Points
 Career 14, vs. Oral Roberts, 11/24/17
 B1G 4, 2x last vs. Northwestern, 1/5/18

Rebounds
 Career 7, 2x, last vs. Coppin State, 12/30/17
 B1G 5, vs. Nebraska (ot), 1/12/18
 regulation: 4, at Maryland, 1/2/2018

Assists
 Career 5, vs. Northwestern, 1/5/18
 B1G 5, vs. Northwestern, 1/5/18

Blocks
 Career 2, at Indiana, 1/9/18
 B1G 2, at Indiana, 1/9/18

Steals
 Career 6, at George Mason, 12/17/17
 B1G 3, 2x, last vs. Northwestern, 1/5/18

Minutes
 Career 36, vs. Columbia, 11/17/17
 B1G 26, vs. Nebraska (ot), 1/12/18
 regulation: 22, 2x, last at Indiana, 1/9/18

Field Goals - Made
 Career 6, vs. Oral Roberts, 11/24/17
 B1G 2, 2x, last vs. Northwestern, 1/5/18

Field Goals - Attempted
 Career 9, vs. Columbia, 11/17/17
 B1G 7, at Maryland, 1/2/18

3-Point Field Goals - Made
 Career 1, 4x, last vs. Coppin State, 12/30/17
 B1G

3-Point Field Goals - Attempted
 Career 3, 2x, last at Maryland, 1/2/18
 B1G 3, at Maryland, 1/2/18

Free Throws - Made
 Career 3, vs. Columbia, 11/17/17
 B1G 1, at Indiana, 1/9/18

Free Throws - Attempted
 Career 4, at N.C. State, 11/29/17
 B1G 2, at Indiana, 1/9/18

Opponent	Date	gs	min	Total		3-Pointers		Free throws		Rebounds					Other					
				fg-fga	pct	3fg-fga	pct	ft-fla	pct	off	def	tot	avg	pf	a	t/b	blk	stl	pts	avg
CAMPBELL	11/10/17	15	2-3	.667	0-1	.000	0-0	.000	0	0	0	0.0	5	0	0	0	1	4	4.0	
FAIRLEIGH DICKINSON	11/12/17	14	0-5	.000	0-2	.000	0-0	.000	2	1	3	1.5	2	0	2	0	2	0	2.0	
MONTANA	11/15/17	17	0-1	.000	0-0	.000	0-2	.000	0	2	2	1.7	1	3	2	0	0	1.3		
COLUMBIA	11/17/17	36	2-9	.222	0-3	.000	3-3	1.000	1	1	2	1.8	2	4	1	0	3	7.28		
vs Pittsburgh	11/20/17	19	0-1	.000	0-1	.000	1-2	.500	0	1	1	1.6	3	2	0	0	1	2.4		
vs Texas A&M	11/21/17	16	2-3	.667	0-1	.000	0-0	.000	1	1	2	1.7	3	0	1	0	2	4.27		
ORAL ROBERTS	11/24/17	24	6-8	.750	1-2	.500	1-2	.500	1	6	7	2.4	2	4	2	1	5	14.43		
at NC State	11/29/17	17	0-1	.000	0-0	.000	1-4	.250	0	0	0	2.1	5	2	1	0	3	1.39		
at Iowa	12/02/17	20	0-3	.000	0-2	.000	0-0	.000	0	1	1	2.0	0	4	1	0	0	3.4		
WISCONSIN	12/4/17	17	0-1	.000	0-0	.000	0-0	.000	0	1	1	1.9	2	1	1	0	1	3.1		
GEORGE WASHINGTON	12/9/17	18	2-4	.500	1-1	1.000	0-1	.000	3	1	4	2.1	3	2	1	0	1	5.33		
at George Mason	12/17/17	27	2-6	.333	0-1	.000	1-2	.500	0	1	1	2.0	2	1	2	0	6	5.34		
BINGHAMTON	12/19/17	10	2-3	.667	1-1	1.000	0-0	.000	2	1	3	2.1	1	0	4	0	0	5.35		
RIDER	12/22/17	14	2-3	.667	0-1	.000	0-2	.000	1	1	2	2.1	2	0	0	0	1	4.36		
COPPIN STATE	12/30/17	23	1-3	.333	1-1	1.000	1-2	.500	0	7	7	2.4	2	4	0	0	3	4.36		
at Maryland	01/02/18	22	2-7	.286	0-3	.000	0-0	.000	2	2	4	2.5	1	2	0	0	3	4.36		
NORTHWESTERN	1/5/18	19	2-5	.400	0-2	.000	0-0	.000	1	1	2	2.5	0	5	3	0	3	4.36		
at Indiana	01/09/18	22	0-2	.000	0-1	.000	1-2	.500	0	1	1	2.4	1	2	1	2	1	3.5		
NEBRASKA	1/12/18	* 26	0-4	.000	0-0	.000	0-0	.000	2	3	5	2.5	2	3	1	0	1	0.33		
MINNESOTA	1/15/18	* 22	0-1	.000	0-0	.000	0-0	.000	1	3	4	2.6	4	2	0	0	2	0.32		
at Northwestern	01/20/18	* 15	1-2	.500	0-1	.000	0-0	.000	1	0	1	2.5	3	1	3	0	1	2.31		
at Ohio State	01/25/18	2	0-0	.000	0-0	.000	0-0	.000	0	0	0	2.4	0	0	1	0	0	3.0		
RUTGERS	1/27/18	2	0-1	.000	0-1	.000	0-0	.000	0	0	0	2.3	0	0	0	0	0	2.8		
at Michigan State	1/31/18	0	0-0	.000	0-0	.000	0-0	.000	0	0	0	2.2	0	0	0	0	0	2.7		
IOWA	02/03/18	12	1-3	.333	0-0	.000	0-0	.000	1	2	3	2.2	2	1	0	0	0	2.27		
MARYLAND	2/7/18	11	0-0	.000	0-0	.000	0-0	.000	0	1	1	2.2	1	3	0	0	0	2.6		
Totals		3	440	27-79	.342	4-25	.160	9-22	.409	19	38	57	2.2	49	46	27	3	40	67	2.6

Season	GP-GS	Min/Avg	Total		3-Point		FT-FTA	Pct.	Rebounds			Avg.	PF	DQ	A	T	B	S	Scoring	
			FG-FGA	Pct.	FG-FGA	Pct.			Off	Def	Total								Pts.	Avg.
2017-18	26-3	440/16.9	27-79	.342	4-25	.160	9-22	.409	19	38	57	2.2	49	2	46	27	3	40	67	2.6
TOTAL	26-3	440/16.9	27-79	.342	4-25	.160	9-22	.409	19	38	57	2.2	49	2	46	27	3	40	67	2.6



DEIVIS ZEMGULIS

1

F • 6-6 • 220
JUNIOR
 KAUNAS, LITHUANIA
 (ST. MARY KYKEN (MD.))

AS A JUNIOR (2017-18)

- Has played in 15 games in 2017-18 with starts at Ohio State and vs. Rutgers.
- Earned first career start at Ohio State and gave Lions good minutes with five points, a rebound and ball possession.
- Had his first blocked shot in Big Ten play at Northwestern.
- Played seven minutes against Nebraska and had two rebounds.
- Had five points with a 3-pointer and two made free throws in 11 minutes of court time vs. Coppin State. Also had a rebound vs. Eagles.
- Played nine minutes vs. George Washington and tallied an assist and a rebound.
- Saw eight minutes of action vs. Pittsburgh (11-20) and six minutes in Oral Roberts game (11-24).
- Collected four rebounds vs. Columbia and had an assist.
- Hit a three vs. Fairleigh Dickinson and added a rebound.
- Scored two points and had a rebound in three minutes vs. Campbell
- Played in first two games to open the season and six games in month of November.

► ZEMGULIS' CAREER HIGHS

Points
 Career 11, vs. Kent State, 12/23/15
 B1G 8, at Maryland, 12/30/15

Rebounds
 Career 5, at Purdue, 1/13/16
 B1G 5, at Purdue, 1/13/16

Assists
 Career 2, last vs. Michigan, 1/30/16
 B1G 2, last vs. Michigan, 1/30/16

Blocks
 Career 1, 2x, last at Northwestern, 1/20/18
 B1G 1, at Northwestern, 1/20/18

Steals
 Career 1, 8x, last vs. Rutgers, 1/27/18
 B1G 1, 4x, last vs. Rutgers, 1/27/18

Minutes
 Career 27, at Purdue, 1/15/16
 B1G 27, at Purdue, 1/15/16

Field Goals - Made
 Career 4, vs. Kent State, 12/23/15
 B1G 3, at Maryland, 12/30/15

Field Goals - Attempted
 Career 7, at Ohio State, 1/25/16
 B1G 7, at Ohio State, 1/25/16

3-Point Field Goals - Made
 Career . 1, 17x, last at Ohio State, 1/25/18
 B1G 1, 8x, last at Ohio State, 1/25/18

3-Point Field Goals - Attempted
 Career 4 vs. Colgate, 11/23/16
 B1G 3, 5x, last at Iowa, 2/3/16

Free Throws - Made
 Career 4, vs. Minnesota, 1/5/16
 B1G 4, vs. Minnesota, 1/5/16

Free Throws - Attempted
 Career ..4, 2x, last vs. Wisconsin, 1/21/16
 B1G4, 2x, last vs. Wisconsin, 1/21/16

Opponent	Date	gs	min	Total		3-Pointers		Free throws		Rebounds				pf	a	t/o	blk	stl	pts	avg
				fg-fga	pct	3fg-fga	pct	ft-fa	pct	off	def	tot	avg							
CAMPBELL	11/10/17	3	1-1	1.000	0-0	.000	0-0	.000	1	0	1	1.0	1	0	0	0	0	2	2.0	
FAIRLEIGH DICKINSON	11/12/17	7	1-3	.333	1-2	.500	0-0	.000	1	0	1	1.0	0	0	2	0	1	3	2.5	
COLUMBIA	11/17/17	15	0-1	.000	0-1	.000	0-0	.000	2	2	4	2.0	1	1	0	0	0	1.7		
vs Pittsburgh	11/20/17	8	0-1	.000	0-1	.000	0-0	.000	1	0	1	1.8	1	0	0	0	0	1.3		
ORAL ROBERTS	11/24/201	6	1-2	.500	1-2	.500	0-0	.000	0	0	0	1.4	0	1	0	0	0	3	1.6	
at NC State	11/29/17	1	0-0	.000	0-0	.000	0-0	.000	0	0	0	1.2	0	0	0	0	0	1.3		
GEORGE WASHINGTON	12/9/17	9	0-1	.000	0-1	.000	0-0	.000	1	0	1	1.1	1	1	0	0	0	1.1		
COPPIN STATE	12/30/17	11	1-2	.500	1-2	.500	2-2	1.000	1	0	1	1.1	1	0	1	0	0	5	1.6	
NEBRASKA	1/12/18	7	0-1	.000	0-1	.000	0-0	.000	0	2	2	1.2	0	0	0	0	0	1.4		
MINNESOTA	1/15/18	1	0-0	.000	0-0	.000	0-0	.000	0	0	0	1.1	0	0	0	0	0	1.3		
at Northwestern	01/20/18	10	0-0	.000	0-0	.000	0-0	.000	0	0	0	1.0	0	0	1	0	0	1.2		
at Ohio State	01/25/18	* 14	2-2	1.000	1-1	1.000	0-0	.000	0	1	1	1.0	0	1	0	0	5	1.5		
RUTGERS	1/27/18	* 12	0-1	.000	0-1	.000	0-0	.000	1	0	1	1.0	2	0	0	0	1	1.4		
at Michigan State	1/31/18	4	0-1	.000	0-1	.000	0-0	.000	0	0	0	0.9	1	0	0	0	0	1.3		
IOWA	02/03/18	1	0-0	.000	0-0	.000	0-0	.000	0	0	0	0.9	0	0	0	0	0	1.2		
Totals		2	109	6-16	.375	4-13	.308	2-2	1.000	8	5	13	0.9	8	4	3	1	2	18	1.2

Season	GP-GS	Min/Avg	Total		3-Point		FT-FTA		Rebounds				Scoring							
			FG-FGA	Pct.	FG-FGA	Pct.	Pct.	Off	Def	Total	Avg.	PF	DQ	A	T	B	S	Pts.	Avg.	
2015-16	26-1	318/12.2	26-68	.382	10-40	.250	13-19	.684	20	24	44	1.7	20	0	8	13	0	4	75	2.9
2016-17	18-0	111/6.2	5-20	.250	3-13	.231	1-2	.500	3	9	12	0.7	21	0	1	7	1	2	14	0.8
2017-18	15-2	109/7.3	6-16	.375	4-13	.308	2-2	1.000	8	5	13	0.9	8	0	4	3	1	2	18	1.2
TOTAL	59-3	538/9.1	37-104	.356	17-66	.258	16-23	.696	31	38	69	1.2	49	0	13	23	2	8	107	1.8

2017-18 BIG TEN STATISTICS

RECORD:	OVERALL	HOME	AWAY	NEUTRAL
ALL GAMES	7-6	5-2	2-4	0-0
CONFERENCE	7-6	5-2	2-4	0-0
NON-CONFERENCE	0-0	0-0	0-0	0-0

#	Player	gp-gs	min	avg	Total		3-Point		F-Throw		Rebounds					pts	avg								
					fg-fga	fg%	3fg-fga	3fg%	ft-fga	ft%	off	def	tot	avg	pf			dq	a	to	blk	stl			
10	Carr, Tony	13-13	492	37.8	85-230	.370	31-75	.413	49-58	.845	13	47	60	4.6	30	0	68	37	2	8	250	19.2			
11	Stevens, Lamar	13-13	442	34.0	90-177	.508	14-40	.350	29-43	.674	17	48	65	5.0	36	2	17	24	14	9	223	17.2			
24	Watkins, Mike	13-13	404	31.1	81-113	.717	0-1	.000	32-55	.582	33	106	139	10.7	36	1	7	25	26	15	194	14.9			
23	Reaves, Josh	9-7	278	30.9	33-67	.493	9-25	.360	12-15	.800	16	25	41	4.6	30	0	26	11	8	14	87	9.7			
33	Garner, Shep	13-13	423	32.5	37-90	.411	32-75	.427	10-11	.909	3	22	25	1.9	31	0	16	16	2	8	116	8.9			
04	Bostick, Nazeer	13-1	214	16.5	16-40	.400	3-12	.250	11-13	.846	10	18	28	2.2	23	0	8	12	3	6	46	3.5			
05	Wheeler, Jamari	13-3	190	14.6	6-29	.207	0-10	.000	1-2	.500	8	15	23	1.8	16	0	24	11	2	12	13	1.0			
01	Zemgulis, Deivis	7-2	49	7.0	2-5	.400	1-4	.250	0-0	.000	1	3	4	0.6	3	0	1	0	1	1	5	0.7			
44	Moore, Julian	13-0	121	9.3	3-10	.300	0-0	.000	2-6	.333	10	6	16	1.2	12	0	7	2	8	1	8	0.6			
21	Harrar, John	6-0	14	2.3	1-1	1.000	0-0	.000	0-0	.000	0	1	1	0.2	4	0	0	0	0	0	2	0.3			
35	Buttrick, Trent	1-0	2	2.0	0-2	.000	0-1	.000	0-0	.000	0	0	0	0.0	0	0	0	0	1	0	0	0.0			
03	Pierce, Satchel	4-0	21	5.3	0-3	.000	0-0	.000	0-0	.000	1	4	5	1.3	4	0	0	1	1	0	0	0.0			
Team											10	19	29											9	
Total.....		13	2650		354-767	.462	90-243	.370	146-203	.719	122	314	436	33.5	225	3	174	148	68	74	944	72.6			
Opponents.....		13	2650		325-733	.443	83-229	.362	181-249	.727	119	315	434	33.4	215	-	168	153	42	70	914	70.3			

TEAM STATISTICS	PSU	OPP	Date	Opponent	Score	Att.
SCORING	944	914	* 12/02/17	at Iowa	W 77-73	12805
Points per game	72.6	70.3	* 12/4/17	WISCONSIN	L 63-64	6730
Scoring margin	+2.3	-	* 01/02/18	at Maryland	L 69-75	14374
FIELD GOALS-ATT	354-767	325-733	* 1/5/18	NORTHWESTERN	W 78-63	4682
Field goal pct	.462	.443	* 01/09/18	at Indiana	L 70-74	17222
3 POINT FG-ATT	90-243	83-229	* 1/12/18	NEBRASKA	Wot 76-74	6821
3-point FG pct	.370	.362	* 1/15/18	MINNESOTA	Lot 84-95	6361
3-pt FG made per game	6.9	6.4	* 01/20/18	at Northwestern	L 61-70	6544
FREE THROWS-ATT	146-203	181-249	* 01/25/18	at Ohio State	W 82-79	13464
Free throw pct	.719	.727	* 1/27/18	RUTGERS	W 60-43	13677
F-Throws made per game	11.2	13.9	* 1/31/18	at Michigan State	L 68-76	14797
REBOUNDS	436	434	* 02/03/18	IOWA	W 82-58	10394
Rebounds per game	33.5	33.4	* 2/7/18	MARYLAND	W 74-70	8435
Rebounding margin	+0.2	-	* - Conference game			
ASSISTS	174	168				
Assists per game	13.4	12.9				
TURNOVERS	148	153				
Turnovers per game	11.4	11.8				
Turnover margin	+0.4	-				
Assist/turnover ratio	1.2	1.1				
STEALS	74	70				
Steals per game	5.7	5.4				
BLOCKS	68	42				
Blocks per game	5.2	3.2				
ATTENDANCE	57100	79206				
Home games-Avg/Game	7-8157	6-13201				
Neutral site-Avg/Game	-	0-0				

Score by Periods	1st	2nd	OT	Totals
Penn State	459	464	21	944
Opponents	409	475	30	914

BIG TEN POINT DIFFERENTIAL

W	1	1	2											1	1						1									
MARGIN	1	2	3	4	5	6	7	8	9	10	11	12	13	14	15	16	17	18	19	20	21	22	23	24	25	26	27	28	29	30+
L	1			1			1			1			1																	

