



PENN STATE

LADY LION BASKETBALL

2012, 2013 & 2014 BIG TEN CHAMPIONS

Postseason Media Guide

2014 Big Ten Tournament

March 6-9, 2014

Bankers Life Fieldhouse

Indianapolis, Ind.



BIG

WOMEN'S BASKETBALL
TOURNAMENT
INDIANAPOLIS 2014

CONTENTS

- ▶ BIG TEN TOURNAMENT PREVIEW AND INFORMATION
- ▶ UPDATED NOTES
- ▶ PLAYER PAGES
- ▶ FINAL REGULAR SEASON STATS
- ▶ CLIPS



WOMEN'S BASKETBALL CONTACT

Kristina Petersen
Twitter: @ladylionsid
Website: www.GoPSUSports.com
Email: kap18@psu.edu
Cell: 814-883-4581
Office: 814-865-1757

2014 BIG TEN WOMEN'S BASKETBALL TOURNAMENT

March 6-9

BANKERS LIFE FIELDHOUSE • INDIANAPOLIS, IND.

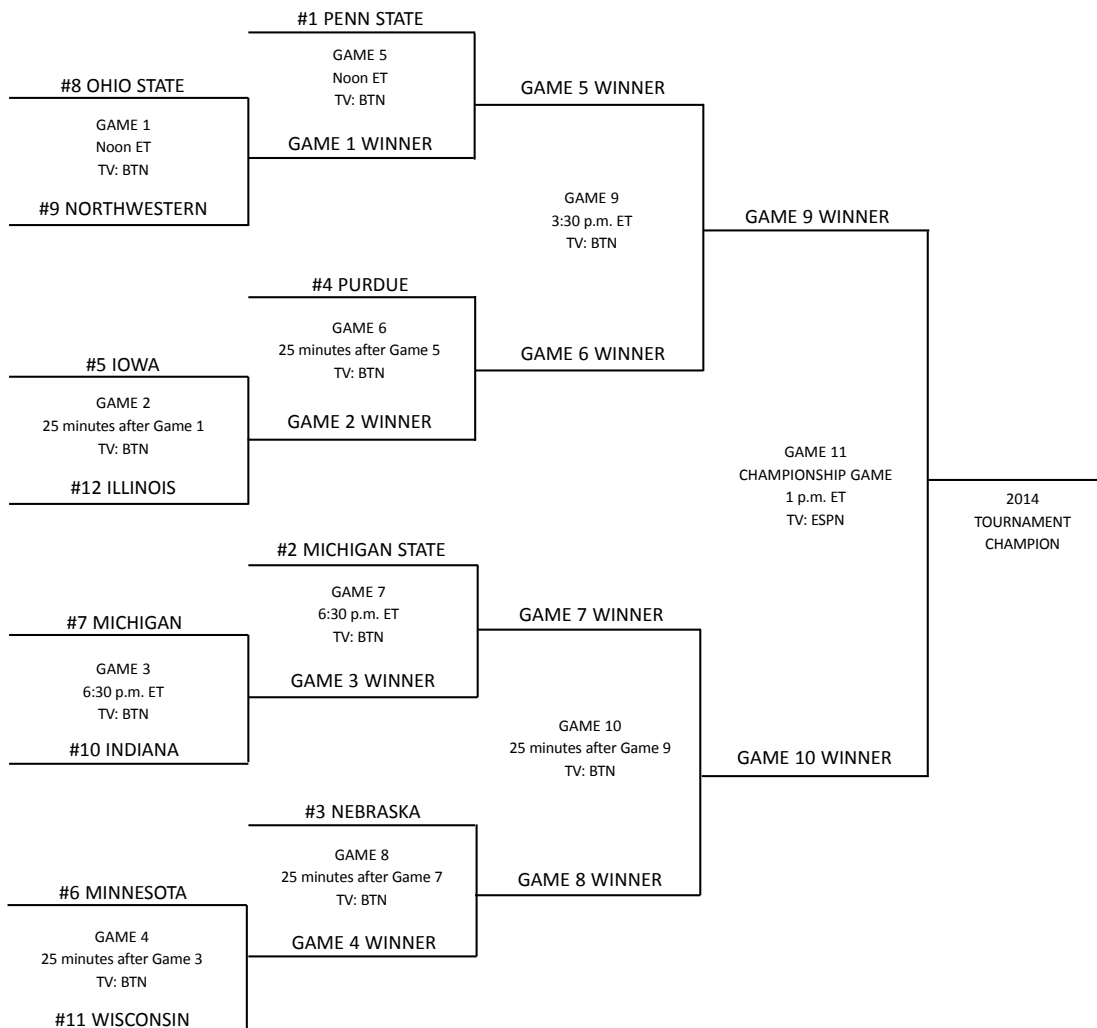


THURSDAY, MARCH 6

FRIDAY, MARCH 7

SATURDAY, MARCH 8

SUNDAY, MARCH 9



POINTS-REBOUNDS-ASSISTS: LADY LION BIG TEN TOURNAMENT CAREER PERFORMANCES

Opponent	Date	W/L	Agee	East	Edwards	Lucas	Taylor	Waldner
Purdue	3/4/11	W, 73-61	n/a	1-2-0	2-1-0	12-1-2	n/a	n/a
Illinois	3/5/11	W, 79-64	n/a	0-4-0	2-1-2	23-5-1	n/a	n/a
Ohio State	3/6/11	L, 84-70	n/a	0-1-0	DNP	8-3-2	n/a	n/a
Minnesota	3/12/12	W, 78-74	n/a	2-4-2 (B)	DNP	24-7-2	n/a	0-1-0
Purdue	3/13/12	L, 68-66	n/a	4-3-1 (B)	DNP	9-3-5	n/a	0-0-0
Ohio State	3/8/13	W, 76-66	0-2-0	0-0-0	4-3-2	18-2-2	9-3-4	0-0-0
Michigan State	3/9/13	L, 54-46	1-1-0	0-3-0	2-0-0	23-9-0	2-4-2	2-0-1 (B)
Total		4-3	1-3-0	7-17-3 (B)	10-5-4	117-30-14	11-7-6	2-1-1

Eight-Time Big Ten Champions • Two-Time Big Ten Tournament Champions • 2000 NCAA Final Four • 24 NCAA Tournament Appearances



Penn State Lady Lion Basketball
 Big Ten Tournament Information • March 6-9, 2014

BIG TEN TOURNAMENT HISTORY

Seed	Round	Seed/Opponent	Result
1995 Hinkle Fieldhouse, Indianapolis, Ind. (CHAMPIONS)			
1	Quarterfinal	9/Iowa	W, 69-62
	Semifinal	5/Indiana	W, 72-64
	Final	7/Ohio State	W, 68-63
1996 Hinkle Fieldhouse, Indianapolis, Ind. (CHAMPIONS)			
2	Quarterfinal	7/Northwestern	W, 85-70
	Semifinal	6/Ohio State	W, 84-70
	Final	4/Purdue	W, 71-69
1997 Hinkle Fieldhouse, Indianapolis, Ind.			
7	First	10/Ohio State	L, 79-80
1998 RCA Dome, Indianapolis, Ind. (RUNNER-UP)			
7	First	10/Northwestern	W, 97-76
	Quarterfinal	2/Illinois	W, 74-71
	Semifinal	3/Michigan	W, 87-81 (OT)
	Final	5/Purdue	L, 49-59
1999 RCA Dome, Indianapolis, Ind.			
2	Quarterfinal	7/Michigan State	W, 79-74
	Semifinal	3/Illinois	L, 75-77
2000 Consecos Fieldhouse, Indianapolis, Ind. (RUNNER-UP)			
1	Quarterfinal	9/Ohio State	W, 64-48
	Semifinal	4/Illinois	W, 81-74
	Final	3/Purdue	L, 63-71
a			
2001 Van Andel Arena, Grand Rapids, Mich.			
4	Quarterfinal	5/Michigan	L, 60-66
2002 Consecos Fieldhouse, Indianapolis, Ind. (RUNNER-UP)			
2	Quarterfinal	7/Ohio State	W, 70-55
	Semifinal	6/Wisconsin	W, 76-62
	Final	5/Indiana	L, 72-75

BIG TEN YEAR-BY-YEAR RECORDS

Regular Season (244-118)			Tournament (25-17)		
1993	Third	14-4	1993	no tournament	
1994	Co-Champions	16-2	1994	no tournament	
1995	Co-Champions	13-3	1995	Champions	3-0
1996	Second	13-3	1996	Champions	3-0
1997	Sixth (tie)	8-8	1997	First Round	0-1
1998	Seventh	8-8	1998	Final (Runner-Up)	3-1
1999	Second	12-4	1999	Semifinals	1-1
2000	Champions	15-1	2000	Final (Runner-Up)	2-1
2001	Fourth	11-5	2001	First Round	0-1
2002	Second	11-5	2002	Final (Runner-Up)	2-1
2003	Champions	13-3	2003	Semifinals	1-1
2004	Champions	15-1	2004	Finals (Runner-Up)	2-1
2005	Third	13-3	2005	Semifinals	1-1
2006	Seventh (tie)	6-10	2006	Quarterfinals	1-1
2007	Fifth (tie)	7-9	2007	Semifinals	1-1
2008	10th	4-14	2008	First Round	0-1
2009	Seventh (tie)	6-12	2009	First Round	0-1
2010	Sixth (tie)	8-10	2010	Quarterfinals	1-1
2011	Second	11-5	2011	Final (Runner-Up)	2-1
2012	Champions	13-3	2012	Semifinals	1-1
2013	Champions	14-2	2013	Semifinals	1-1
2014	Co-Champions	13-3			

Seed	Round	Seed/Opponent	Result
2003 Consecos Fieldhouse, Indianapolis, Ind.			
1	Quarterfinal	8/Indiana	W, 67-64
	Semifinal	4/Ohio State	L, 61-72
2004 Consecos Fieldhouse, Indianapolis, Ind. (RUNNER-UP)			
1	Quarterfinal	9/Indiana	W, 79-66
	Semifinal	5/Michigan State	W, 58-54
	Final	2/Purdue	L, 58-59
2005 Consecos Fieldhouse, Indianapolis, Ind.			
3	Quarterfinal	6/Iowa	W, 68-66
	Semifinal	2/Michigan State	L, 76-83
2006 Consecos Fieldhouse, Indianapolis, Ind.			
8	First Round	9/Wisconsin	W, 80-73
	Quarterfinal	1/Ohio State	L, 46-64
2007 Consecos Fieldhouse, Indianapolis, Ind.			
5	Quarterfinal	4/Illinois	W, 73-71
	Semifinal	1/Ohio State	L, 71-73 (OT)
2008 Consecos Fieldhouse, Indianapolis, Ind.			
10	First Round	7/Michigan	L, 54-64
2009 Consecos Fieldhouse, Indianapolis, Ind.			
8	First Round	9/Illinois	L, 49-58
2010 Consecos Fieldhouse, Indianapolis, Ind.			
6	First Round	11/Minnesota	W, 63-52
	Quarterfinal	3/Iowa	L, 75-82
2011 Consecos Fieldhouse, Indianapolis, Ind. (RUNNER-UP)			
2	Quarterfinal	7/Purdue	W, 73-61
	Semifinal	11/Illinois	W, 79-64
	Final	5/Ohio State	L, 70-84
2012 Bankers Life Fieldhouse, Indianapolis, Ind.			
1	Quarterfinal	8/Minnesota	W, 78-74
	Semifinal	4/Purdue	L, 66-68
2013 Sears Centre, Hoffman Estates, Ill.			
1	Quarterfinal	9/Ohio State	W, 76-66
	Semifinal	4/Michigan State	L, 46-54

TOTAL: 25-17 ALL-TIME RECORD

BIG TEN TOURNAMENT STANDINGS					
Team	W	L	Pct.	Champions	
1. Purdue	37	10	.787	98, 99, 00, 03, 04, 07, 12, 13	
2. Ohio State	31	15	.674	06, 09, 10, 11	
3. Nebraska	4	2	.667		
4. PENN STATE	25	17	.595	1995, 1996	
5. Iowa	17	17	.500	1997, 2001	
6. Michigan State	16	18	.471	2005	
7. Illinois	16	19	.457		
8. Indiana	14	18	.438	2002	
9. Michigan	10	19	.345		
10. Wisconsin	9	19	.321		
11. Minnesota	7	19	.269		
12. Northwestern	4	19	.174		



BIG TEN TOURNAMENT RECORDS

PENN STATE

Individual

Points:	34, Kelly Mazzante vs. Wisconsin, 3/3/02
Rebounds:	18, Amanda Brown vs. Illinois, 3/2/07
Field Goals:	12, Kelly Mazzante vs. Wisconsin, 3/3/02
Field Goal Attempts:	29, Kelly Mazzante vs. Ohio State, 3/1/02
Field Goal Pct. (min. 12 att.):	.750 (9-12), Missy Masley vs. Indiana, 3/5/95
3-Point Field Goals:	9, Kelly Mazzante vs. Wisconsin, 3/3/02
3-Point Field Goal Attempts:	14, Kelly Mazzante vs. Wisconsin, 3/3/02
3-Pt. FG Pct. (min. 3 att.):	1.000 (3-3), Jess Strom vs. Michigan St., 3/7/04
Free Throws:	12, Julia Trogele vs. Illinois, 3/5/11
Free Throw Attempts:	13, Rashana Barnes vs. Michigan, 3/2/01
FT Pct. (min. 10 att.):	100.0 (12-12), Julia Trogele vs. Illinois, 3/5/11 100.0 (10-10), Tanisha Wright vs. Indiana, 3/7/03
Assists:	12, Helen Darling vs. Illinois, 3/4/00
Steals:	7, Alex Bentley vs. Minnesota, 3/2/12
Blocks:	5, Jacquelynn Shook vs. Ohio State, 3/1/02

Team

Points:	97, vs. Northwestern, 2/27/98
Rebounds:	44, vs. Illinois, 2/28/99
Field Goals:	36, vs. Northwestern, 2/27/98
Field Goal Attempts:	75, vs. Indiana, 3/4/02
Field Goal Pct.:	.527 (29-55), vs. Wisconsin, 3/3/02
Field Goal Pct. in a Half:	.704 (19-27), vs. Ohio State, 3/4/07
3-Point Field Goals:	10, vs. Wisconsin, 3/3/02
3-Point Field Goal Attempts:	28, vs. Ohio State, 3/9/03
3-Point Field Goal Pct.:	.667 (10-15), vs. Wisconsin, 3/3/02
Free Throws:	25, vs. Illinois, 3/5/11
Free Throw Attempts:	30, vs. Illinois, 3/5/11 30, vs. Wisconsin, 3/2/06
Free Throw Pct.:	.957 (22-23), vs. Indiana, 3/7/03
Assists:	23, vs. Northwestern, 2/27/98
Steals:	18, vs. Illinois, 2/28/99
Blocks:	9, vs. Illinois, 2/28/99

OPPONENT

Individual

Points:	35, Kristina Divjak, Northwestern, 2/27/98
Rebounds:	16, Jessie Stomski, Wisconsin, 3/3/02
Field Goals:	13, Jessie Stomski, Wisconsin, 3/3/02
Field Goal Attempts:	24, Maxann Reese, Michigan St., 2/27/99
Field Goal Pct. (min. 8 att.):	.778 (7-9), Camille Cooper, Purdue, 3/5/00
3-Point Field Goals:	5 (7X), <i>last by Tayler Hill, Ohio State, 3/8/13</i>
3-Point Field Goal Attempts:	14, Amber Moore, Illinois, 3/5/11
3-Point FG Pct. (min. 3 att.):	1.000 (3-3), Katie Gearlds, Purdue, 3/8/04
Free Throws:	10, Shereka Wright, Purdue, 3/8/04
Free Throw Attempts:	12 (2X), <i>last by Jessica Davenport, Ohio State, 3/4/07</i>
FT Pct. (min. 10 att.):	100.0 (10-10), Shereka Wright, Purdue, 3/8/04
Assists:	9, Samantha Prahals, Ohio State, 3/6/11 9, Anne Thorius, Michigan, 3/2/01
Steals:	8, Michelle Duhart, Purdue, 3/2/98
Blocks:	5 (3X) <i>last by Ashley Adams, Ohio State, 3/6/11</i>

Team

Points:	84, Ohio State, 3/6/11
Rebounds:	53, Purdue, 3/3/12
Field Goals:	34, Ohio State, 3/6/11
Field Goal Attempts:	73, Illinois, 3/4/00
Field Goal Percentage:	.608 (31-51), Ohio State, 3/4/07
3-Point Field Goals:	11, Iowa, 3/5/10
3-Point Field Goal Attempts:	25, Iowa, 3/5/10
3-Point Field Goal Pct.:	.588 (10-17), Michigan, 3/1/98
Free Throws:	21, Iowa, 3/5/10
Free Throw Attempts:	27, Indiana, 3/4/02
Free Throw Percentage:	.955 (21-22), Iowa, 3/5/10
Assists:	21, Michigan State, 2/27/99
Steals:	13, Purdue, 3/2/98 13, Indiana, 3/5/95
Blocks:	9, Michigan State, 3/9/13

ALL-TOURNAMENT SELECTIONS

1995	2002
Missy Masley (MVP)	Kelly Mazzante
Tina Nicholson	Tanisha Wright
Angie Potthoff	2003
1996	Tanisha Wright
Angie Potthoff (MVP)	2004
Tina Nicholson	Kelly Mazzante
1998	Jess Strom
Andrea Garner (MVP)	2011
2000	Alex Bentley
Helen Darling (MVP)	Maggie Lucas
Andrea Garner	2013
	Maggie Lucas

PENN STATE: SECOND TO NONE!

Big Ten in the NCAA Tournament

	Total	Years appeared in the NCAA Tournament
PENN STATE	24	82, 83, 84, 85, 86, 87, 88, 90, 91, 92, 93, 94, 95, 96, 99, 00, 01, 02, 03, 04, 05, 11, 12, 13
Purdue	23	89, 90, 91, 92, 94, 95, 96, 97, 98, 99, 00, 01, 02, 03, 04, 05, 06, 07, 08, 09, 11, 12, 13
Iowa	22	86, 87, 88, 89, 90, 91, 92, 93, 94, 96, 97, 98, 01, 02, 04, 06, 08, 09, 10, 11, 12, 13
Ohio State	21	82, 84, 85, 86, 87, 88, 89, 90, 93, 96, 99, 03, 04, 05, 06, 07, 08, 09, 10, 11, 12
Michigan St.	13	91, 96, 97, 03, 04, 05, 06, 07, 09, 10, 11, 12, 13
Nebraska	11	88, 93, 96, 98, 99, 00, 07, 08, 10, 12, 13
Illinois	8	82, 86, 87, 97, 98, 99, 00, 03
Minnesota	8	94, 02, 03, 04, 05, 06, 08, 09
Wisconsin	7	92, 95, 96, 98, 01, 02, 10
Michigan	6	90, 98, 00, 01, 12, 13
Northwestern	6	82, 87, 90, 91, 93, 96
Indiana	4	83, 94, 95, 02

FINAL FOUR APPEARANCES

Iowa 1993; Ohio State 1993; Purdue 1994, 1999 (national champions), 2001; **PENN STATE 2000**, Minnesota 2004, Michigan State 2005



PENN STATE VS. THE BIG TEN

PENN STATE LEADS

ILLINOIS

30-14 overall

23-11 in Big Ten regular season games

4-2 in Big Ten Tournament games

Date	Site	W/L	PSU-ILL	Margin
12/6/86	A	L	70-88	-18
12/30/88	H	W	81-75	+6
1/5/92	A	W	86-60	+26
1/19/92	H	W	89-45	+44
1/7/93	H	W	101-71	+30
3/11/93	A	W	78-62	+16
1/9/94	A	W	86-57	+29
3/10/94	H	W	91-68	+23
1/27/95	A	W	75-63	+12
1/26/96	H	W	105-79	+26
1/17/97	H	L	74-85	-11
2/2/97	A	L	79-94	-15
1/16/98	A	L	58-82	-24
2/1/98	H	L	69-78	-9
2/28/98	N*	W	74-71	+3
1/22/99	A	L	85-94	-9
2/28/99	N*	L	75-77	-2
1/13/00	H	W	76-66	+10
3/4/00	N*	W	81-74	+7
1/7/01	A	L	71-75	-4
2/15/01	H	W	101-80	+21
1/7/02	A	L	75-81	-6
2/17/02	H	W	83-78	+5
2/6/03	A	W	82-69	+13
1/18/04	H	W	79-64	+15
1/13/05	H	W	76-41	+35
2/13/05	A	W	63-56	+7
1/12/06	A	L	57-66	-9
2/12/06	H	W	78-52	+26
12/28/06	A	L	65-74/OT	-9
3/2/07	N*	W	61-49	+12
1/2/08	H	W	49-48	+1
2/21/08	A	L	49-69	-20
12/28/08	H	W	54-51	+3
2/22/09	A	W	67-56	+11
3/5/09	N*	L	49-58	-11
12/31/09	A	L	60-69	-9
1/24/10	H	W	70-66	+4
1/16/11	H	W	83-62	+21
1/27/11	A	W	67-65	+2
3/5/11	N*	W	79-64	+15
1/19/12	A	W	71-65	+6
2/20/13	H	W	95-62	+33
1/9/14	A	W	82-76	+6

Record at home:	16-2
Record on the road:	10-10
Record at a neutral site:	4-2
Current series win streak:	7 by PSU
Longest win streak in series:	9 by PSU
Most points by one team:	105 by PSU
Most points by both teams:	184
Fewest points by one team:	41 by ILL
Fewest points scored by both:	97
Largest margin of victory:	44 by PSU
Smallest margin of victory:	1 by PSU

* - Big Ten Tournament

PENN STATE LEADS

INDIANA

31-9 overall

26-8 in Big Ten regular season games

3-1 in Big Ten Tournament games

Date	Site	W/L	PSU-IND	Margin
1/16/82	H	W	83-74	+9
1/15/93	A	L	65-71	-6
2/14/93	H	W	94-69	+25
1/14/94	H	W	94-66	+28
2/13/94	A	W	70-65	+5
2/3/95	A	W	74-71	+3
3/5/95	N*	W	72-64	+8
2/2/96	H	W	76-61	+15
1/10/97	A	W	93-90	+3
2/9/97	H	W	82-66	+16
1/11/98	H	W	75-62	+13
2/8/98	A	L	55-58	-3
3/20/98	H#	W	70-42	+28
1/24/99	H	W	95-48	+47
2/17/00	A	W	74-36	+38
1/14/01	H	W	89-68	+21
1/25/01	A	W	79-70	+9
1/10/02	H	W	62-57	+5
2/7/02	A	W	67-59	+8
3/4/02	N*	L	72-75	-3
2/2/03	H	W	69-55	+14
3/7/03	N*	W	67-64	+3
2/5/04	A	W	66-49	+17
3/5/04	N*	W	79-66	+13
1/16/05	A	W	65-44	+21
2/10/05	H	W	67-45	+22
1/1/06	H	L	50-54	-4
2/9/06	A	L	43-58	-15
2/25/07	H	W	78-68	+10
3/2/08	A	L	67-79	-12
1/11/09	H	L	77-84	-7
1/29/09	A	L	55-65	-10
1/10/10	H	W	77-71/OT	+6
2/28/10	A	L	68-77	-9
1/23/11	H	W	82-69	+13
2/13/11	A	W	80-77	+3
2/2/12	H	W	76-44	+32
2/7/13	A	W	76-54	+22
1/22/14	H	W	65-52	+13
2/13/14	A	W	71-63	+9

Record at home:	17-2
Record on the road:	11-6
Record at a neutral site:	3-1
Current series win streak:	6 by PSU
Longest win streak in series:	9 by PSU
Most points by one team:	95 by PSU
Most points by both teams:	183
Fewest points by one team:	36 by Indiana
Fewest points scored by both:	101
Largest margin of victory:	47 by PSU
Smallest margin of victory:	3 by both

* - Big Ten Tournament

- WNIT

PENN STATE LEADS

IOWA

26-18 overall

21-15 in Big Ten regular season games

2-1 in Big Ten Tournament games

Date	Site	W/L	PSU-IOWA	Margin
1/2/85	H	W	87-47	+40
12/8/85	A	L	63-65	-2
12/29/86	N	W	78-74	+4
12/1/90	H	W	82-62	+20
1/3/92	A	L	53-61	-8
2/7/93	A	L	59-84	-25
3/5/93	H	W	70-64	+6
2/6/94	H	W	63-61	+2
3/4/94	A	L	68-78	-10
2/17/95	H	W	73-62	+11
3/4/95	N*	W	69-62	+7
2/16/96	A	L	69-81	-12
1/21/97	A	W	61-60	+1
2/16/97	H	L	63-66	-3
1/2/98	H	L	69-78	-9
2/15/98	A	L	49-73	-24
1/15/99	H	W	66-60	+6
1/31/99	A	W	88-64	+24
12/30/99	H	W	80-63	+17
1/16/00	A	W	78-64	+14
1/21/01	A	L	64-79	-15
2/10/02	H	L	81-96	-15
1/9/03	H	W	86-52	+34
2/16/03	A	L	75-80	-5
1/8/04	H	W	92-64	+28
2/22/04	A	W	70-58	+12
1/6/05	A	W	77-71	+6
3/4/05	N*	W	68-66	+2
1/26/06	H	W	72-61	+9
1/28/07	H	W	78-71	+7
2/18/07	A	L	72-79	-7
12/28/07	A	L	58-67	-9
2/10/08	H	L	65-73	-8
2/1/09	A	L	89-97/3OT	-8
2/15/09	H	L	57-63	-6
12/28/09	H	W	77-73/OT	+4
1/14/10	A	W	68-62	+6
3/5/10	N*	L	75-82	-7
12/30/10	H	W	68-59	+9
2/6/11	A	W	82-75	+7
1/22/12	H	W	68-52	+16
2/14/13	A	W	81-69	+12
1/5/14	A	W	87-71	+16
2/6/14	H	L	70-73	-3

Record at home:	14-6
Record on the road:	9-11
Record at a neutral site:	3-1
Current series win streak:	1 by Iowa
Longest win streak in series:	5 by both
Most points by one team:	97 by Iowa
Most points by both teams:	186
Fewest points by one team:	47 by Iowa
Fewest points scored by both:	114
Largest margin of victory:	40 by PSU
Smallest margin of victory:	1 by PSU

* - Big Ten Tournament

Eight-Time Big Ten Champions • Two-Time Big Ten Tournament Champions • 2000 NCAA Final Four • 24 NCAA Tournament Appearances



PENN STATE VS. THE BIG TEN

PENN STATE LEADS

MICHIGAN

31-9 overall

29-7 in Big Ten regular season games

1-2 in Big Ten Tournament games

Date	Site	W/L	PSU-UM	Margin
3/8/92	A	W	88-47	+41
1/24/93	H	W	81-61	+20
1/23/94	A	W	97-53	+44
1/15/95	H	W	94-44	+50
2/10/95	A	W	82-62	+20
1/14/96	A	W	79-64	+15
2/9/96	H	W	83-63	+20
2/7/97	H	W	82-73	+9
2/14/97	A	L	59-98	-39
1/4/98	A	W	85-84/OT	+1
2/13/98	H	L	59-67	-8
3/1/98	N*	W	87-81/OT	+6
1/17/99	A	W	74-66	+8
1/27/00	H	W	85-71	+14
1/11/01	A	L	62-71	-9
2/25/01	H	L	74-75	-1
3/2/01	N*	L	60-66	-6
1/13/02	H	W	78-65	+13
2/24/02	A	W	65-47	+18
1/26/03	A	W	72-70	+2
2/20/03	H	W	75-61	+14
1/15/04	A	W	68-56	+12
2/15/04	H	W	73-44	+29
2/3/05	A	W	76-61	+15
2/2/06	H	W	78-62	+16
1/7/07	A	L	41-55	-14
1/14/07	H	W	65-51	+14
1/20/08	H	W	68-57	+11
2/7/08	A	L	50-66	-16
3/6/08	N*	L	54-64	-10
1/4/09	H	W	76-58	+18
2/9/09	A	W	64-56	+8
1/31/10	A	L	62-66	-4
2/18/10	H	W	71-65/OT	+6
2/3/11	A	W	81-63	+18
1/12/12	H	W	78-63	+15
1/26/12	A	W	77-56	+21
1/21/13	A	W	59-49	+10
2/24/13	H	W	68-57	+11
3/1/14	H	W	77-62	+15

Record at home:	16-2
Record on the road:	14-5
Record at a neutral site:	1-2
Current series win streak:	7 by PSU
Longest win streak in series:	8 by PSU (twice)
Most points by one team:	98 by Michigan
Most points by both teams:	169
Fewest points by one team:	41 by PSU
Fewest points scored by both:	96
Largest margin of victory:	50 by PSU
Smallest margin of victory:	1 by both (once each)

* - Big Ten Tournament

PENN STATE LEADS

MICHIGAN STATE

27-14 overall

24-12 in Big Ten regular season games

2-2 in Big Ten Tournament games

Date	Site	W/L	PSU-MSU	Margin
12/20/91	H	W	82-55	+27
2/21/93	A	W	87-54	+33
2/20/94	H	W	98-71	+27
12/30/94	H	W	99-70	+29
2/24/95	A	W	73-64	+9
12/30/95	A	W	76-59	+17
2/23/96	H	W	78-57	+21
12/30/96	A	L	75-99	-24
2/21/97	H	W	69-63	+3
12/30/97	H	W	65-60	+5
2/20/98	A	W	76-70	+16
1/11/99	H	W	90-66	+24
2/27/99	N*	W	79-74	+5
1/23/00	A	L	63-71	-8
1/28/01	H	W	97-49	+48
2/8/01	A	W	64-58	+6
1/20/02	A	L	62-66	-4
2/14/02	H	W	62-59/OT	+3
1/19/03	H	W	75-70	+5
2/9/03	A	W	64-60	+4
1/4/04	H	W	64-62	+2
2/26/04	A	W	63-51	+12
3/7/04	N*	W	58-54	+4
1/23/05	H	W	73-56	+17
3/6/05	N*	L	76-83	-7
1/5/06	A	L	53-75	-22
1/25/07	H	W	69-58	+11
2/1/07	A	L	49-76	-27
1/5/08	A	W	69-57	+12
2/17/08	H	L	50-66	-16
12/21/08	H	L	60-67	-7
1/18/09	A	L	59-70	-11
1/17/10	H	W	68-60	+8
2/4/10	A	L	44-65	-21
2/10/11	H	L	49-60	-11
1/7/12	H	L	65-75	-10
1/29/12	A	L	77-83	-6
1/6/13	A	W	76-55	+21
2/10/13	H	W	71-56	+15
3/9/13	N*	L	46-54	-8
1/19/14	A	W	66-54	+12

Record at home:	15-4
Record on the road:	10-8
Record at a neutral site:	2-2
Current series win streak:	1 by PSU
Longest win streak in series:	7 by PSU (twice)
Most points by one team:	99 by both
Most points by both teams:	174
Fewest points by one team:	44 by PSU
Fewest points scored by both:	100
Largest margin of victory:	48 by PSU
Smallest margin of victory:	2 by PSU

* - Big Ten Tournament

PENN STATE LEADS

MINNESOTA

27-12 overall

24-12 in Big Ten regular season games

2-0 in Big Ten Tournament games

Date	Site	W/L	PSU-MINN	Margin
1/12/92	A	W	75-64	+11
2/5/93	A	W	77-62	+15
3/7/93	H	W	99-78	+21
2/4/94	H	W	87-77	+10
12/6/94	A	W	92-85/OT	+7
1/6/95	A	L	56-71	-15
2/19/95	H	W	87-73	+14
1/5/96	H	W	75-57	+18
2/18/96	A	W	74-53	+21
1/24/97	H	W	83-62	+21
1/23/98	A	W	70-55	+15
1/3/99	A	W	72-43	+29
2/14/99	H	W	88-56	+32
1/10/00	A	W	82-30	+52
2/24/00	H	W	92-43	+49
12/28/00	H	W	91-73	+18
12/28/01	A	W	88-83	+5
1/6/03	H	W	83-53	+30
2/23/03	A	L	57-73	-26
1/22/04	H	W	75-56	+19
2/8/04	A	L	56-74	-18
1/30/05	H	W	81-68	+13
1/29/06	A	L	72-77	-5
1/21/07	A	L	62-75	-13
2/15/07	H	W	66-57	+9
1/13/08	A	L	50-67	-17
2/14/08	H	L	48-56	-8
1/1/09	A	L	55-69	-14
2/5/09	H	L	61-63	-2
12/6/09	A	L	48-56	-8
2/11/10	H	L	52-59	-7
3/4/10	N*	W	63-52	+11
1/13/11	H	W	58-54	+4
2/5/12	A	W	68-65	+3
2/26/12	H	W	74-51	+23
3/2/12	N*	W	78-74	+4
1/24/13	H	W	64-59	+5
2/28/13	A	L	81-89	-8
1/26/14	H	W	83-53	+30

Record at home:	16-3
Record on the road:	9-9
Record at a neutral site:	3-0
Current series win streak:	1 by PSU
Longest win streak in series:	11 by PSU
Most points by one team:	99 by PSU
Most points by both teams :	177 (twice)
Fewest points by one team:	30 by MINN
Fewest points scored by both:	104 (twice)
Largest margin of victory:	52 by PSU
Smallest margin of victory:	2 by MINN

* - Big Ten Tournament



PENN STATE VS. THE BIG TEN

PENN STATE LEADS NEBRASKA

5-2 overall
3-2 in Big Ten regular season games
0-0 in Big Ten Tournament games

Date	Site	W/L	PSU-NEB	Margin
1/2/93	H	W	102-66	+36
12/30/02	N	W	83-64	+19
12/30/11	H	L	63-71	-8
1/15/12	A	W	93-73	+20
1/13/13	H	W	80-58	+22
3/3/13	A	W	82-67	+15
2/24/14	A	L	74-94	-20
Record at home:				2-1
Record on the road:				2-1
Record at a neutral site:				1-0
Current series win streak:			1 by NEB	
Longest win streak in series:			3 by PSU	
Most points by one team:			102 by PSU	
Most points by both teams:			168	
Fewest points by one team:			58 by NEB	
Fewest points scored by both:			134	
Largest margin of victory:			36 by PSU	
Smallest margin of victory:			8 by NEB	

PENN STATE LEADS NORTHWESTERN

33-7 overall
30-6 in Big Ten regular season games
2-0 in Big Ten Tournament games

Date	Site	W/L	PSU-NW	Margin
12/17/79	H	W	79-74	+5
12/30/82	N	L	75-84	-9
1/10/93	H	W	75-63	+12
3/13/93	A	L	84-99	-16
1/6/94	A	W	80-63	+17
3/12/94	H	W	98-71	+27
1/13/95	H	W	81-72	+9
2/12/95	A	W	86-62	+24
1/12/96	A	L	69-77	-8
2/11/96	H	W	78-62	+16
3/2/96	N*	W	85-70	+15
1/31/97	H	L	65-68	-3
1/30/98	A	W	77-70	+7
2/27/98	N*	W	97-76	+21
1/27/99	H	W	93-60	+33
2/7/99	A	W	92-63	+29
1/2/00	H	W	114-49	+65
2/20/00	A	W	66-34	+32
1/4/01	H	W	92-54	+38
2/4/01	A	W	65-62	+3
1/24/02	H	W	84-49	+35
1/31/02	A	W	77-47	+30
1/12/03	A	W	79-63	+16
2/1/04	H	W	64-51	+13
1/27/05	A	L	59-48	-11
2/20/05	H	W	83-56	+27
1/22/06	A	W	91-48	+43
2/23/06	H	W	72-64	+8
1/4/07	H	W	85-53	+32
2/11/07	A	L	61-64	-3
1/10/08	H	W	72-53	+19
2/24/08	A	L	58-70	-12
2/26/09	H	W	65-50	+15
1/3/10	A	W	88-68	+20
1/6/11	A	W	80-68	+12
2/27/11	H	W	66-56	+10
2/12/12	A	W	77-63	+14
1/3/13	H	W	73-69	+4
2/2/14	A	W	79-75	+4
2/20/14	H	W	82-73	+9
Record at home:				18-1
Record on the road:				13-5
Record at a neutral site:				2-1
Current series win streak:			8 by PSU	
Longest win streak in series:			12 by PSU	
Most points by one team:			114 by PSU	
Most points by both teams:			183	
Fewest points by one team:			34 by NW	
Fewest points scored by both:			100	
Largest margin of victory:			65 by PSU	
Smallest margin of victory:			3 by both (1X by PSU/2X by NU)	

* - Big Ten Tournament

PENN STATE LEADS OHIO STATE

36-21 overall
22-14 in Big Ten regular season games
5-5 in Big Ten Tournament games

Date	Site	W/L	PSU-OSU	Margin
12/8/76	H	W	79-76	+3
1/7/78	H	W	68-58	+10
1/2/82	A	W	78-66	+12
12/21/82	H	W	78-62	+16
12/2/84	A	L	59-66	-7
3/21/85	N@	L	78-81	-3
12/1/85	H	W	59-55	+4
12/30/89	A	W	93-78	+15
12/8/90	H	W	118-64	+54
12/8/91	A	W	79-73	+6
1/26/92	H	W	92-63	+29
1/27/93	H	W	97-80	+17
2/24/93	A	L	71-73	-2
1/25/94	A	W	74-66	+8
2/25/94	H	W	96-74	+22
12/28/94	A	L	63-78	-15
2/26/95	H	W	83-70	+13
3/6/95	N*	W	68-63	+5
12/28/95	H	W	76-72	+4
2/25/96	A	W	72-69	+3
3/3/96	N*	W	84-70	+14
1/26/97	A	W	83-66	+17
2/28/97	N*	L	79-80	-1
1/25/98	H	W	82-73/OT	+9
12/28/98	H	L	54-72	-18
2/21/99	A	W	77-62	+15
1/20/00	H	W	73-62	+11
2/27/00	A	W	56-50	+6
3/3/00	N*	W	64-48	+16
12/31/00	A	W	66-63	+3
2/1/01	H	W	69-52	+17
12/30/01	H	L	65-70	-5
2/3/02	A	W	95-62	+33
3/1/02	N*	W	70-55	+15
1/30/03	H	W	68-53	+15
3/9/03	N*	L	61-72	-11
1/25/04	A	W	70-64	+6
12/30/04	H	W	69-62	+7
2/27/05	A	L	59-68	-9
12/29/05	A	L	53-74	-21
2/26/06	H	L	59-61	-2
3/3/06	N*	L	46-64	-18
1/11/07	H	L	61-63	-2
2/22/07	A	L	61-78	-17
3/4/07	N*	L	71-73/OT	-2
1/28/08	A	L	53-89	-36
2/28/08	H	L	84-87	-3
3/1/09	A	L	63-74	-11
2/7/10	H	L	73-86	-13
1/30/11	H	W	80-71	+9
2/17/11	A	L	67-89	-22
3/6/11	N*	L	70-84	-14
2/20/12	H	W	84-66	+18
1/27/13	A	W	71-56	+15
3/8/13	N*	W	76-66	+10
1/16/14	H	W	66-42	+24
2/9/14	A	W	74-54	+20
Record at home:				19-6
Record on the road:				12-9
Record at a neutral site:				5-6
Current series win streak:			5 by PSU	
Longest win streak:			11 by OSU	
Most points by one team:			118 by PSU	
Most points by both teams:			182	
Fewest points by one team:			46 by PSU	
Fewest points scored by both:			106	
Largest margin of victory:			54 by PSU	
Smallest margin of victory:			1 by OSU	

* - Big Ten Tournament

@ - WNIT



PENN STATE VS. THE BIG TEN

PENN STATE TRAILS

PURDUE

18-27 overall

16-20 in Big Ten regular season games

2-4 in Big Ten Tournament games

Date	Site	W/L	PSU-PUR	Margin
12/21/88	H	L	61-85	-24
12/3/89	A	L	71-80	-9
11/25/91	A	L	55-58	-3
1/17/93	A	W	73-59	+14
2/12/93	H	W	98-69	+29
1/16/94	H	W	62-56	+6
2/11/94	A	L	54-57	-3
1/21/95	H	W	78-64	+14
2/5/95	A	L	43-57	-14
1/18/96	A	W	68-66/OT	+2
2/4/96	H	W	76-60	+16
3/4/96	N*	W	71-69	+2
1/19/97	A	L	49-64	-15
1/18/98	H	L	71-88	-17
3/2/98	N*	L	49-59	-10
1/5/99	A	L	48-53	-5
2/12/99	H	L	74-76/OT	-2
1/6/00	A	W	55-50	+5
2/13/00	H	W	78-67	+11
3/5/00	N*	L	63-71	-8
2/22/01	H	W	75-65	+10
2/21/02	A	L	58-64	-6
1/16/03	A	L	66-73	-7
2/13/03	H	W	80-68	+12
1/2/04	A	W	47-42	+5
2/29/04	H	W	69-60	+9
3/8/04	N*	L	58-59	-1
1/20/05	H	W	77-54	+23
2/6/05	A	L	44-50	-6
1/19/06	A	L	56-70	-14
2/5/06	H	L	61-72	-11
12/31/06	A	L	44-70	-23
1/17/08	H	L	70-79	-9
1/15/09	A	L	48-59	-11
2/19/09	H	L	51-69	-18
1/28/10	H	L	76-80/OT	-4
2/14/10	A	L	59-63	-4
1/20/11	A	L	69-79	-10
2/24/11	H	L	49-51	-2
3/4/11	N*	W	73-61	+12
2/16/12	A	W	74-63	+11
3/3/12	N*	L	66-68	-2
2/4/13	H	W	69-61	+8
1/12/14	H	L	74-84	-10
1/30/14	A	W	75-72	+3

Record at home:	10-9
Record on the road:	6-14
Record at a neutral site:	2-4
Current series win streak:	1 by PSU
Longest win streak:	11 by Purdue
Most points by one team:	98 by PSU
Most points by both teams:	167
Fewest points by one team:	42 by Purdue
Fewest points scored by both:	85
Largest margin of victory:	29 by PSU
Smallest margin of victory:	1 by Purdue

* - Big Ten Tournament

PENN STATE LEADS

WISCONSIN

29-11 overall

26-11 in Big Ten regular season games

2-0 in Big Ten Tournament games

Date	Site	W/L	PSU-WIS	Margin
2/2/92	H	W	86-75	+11
1/31/93	A	W	90-73	+17
2/28/93	H	W	95-66	+29
1/30/94	H	W	73-53	+20
2/23/94	A	W	88-59	+29
1/29/95	H	W	58-55	+3
1/28/96	A	L	69-87	-18
12/27/96	A	L	77-83	-6
2/23/97	H	W	90-62	+28
12/28/97	H	W	86-71	+15
2/22/98	A	L	75-83	-8
1/29/99	H	W	91-61	+30
2/5/99	A	W	73-71/OT	+2
1/30/00	H	W	68-54	+14
2/6/00	A	W	57-52	+5
2/18/01	A	L	75-86	-11
1/27/02	H	W	63-49	+14
3/3/02	N*	W	76-62	+14
1/2/03	A	W	86-55	+31
3/2/03	H	W	76-55	+21
1/11/04	A	W	60-59	+1
2/19/04	H	W	66-50	+16
1/8/05	A	W	67-58	+9
2/17/05	H	W	76-43	+33
1/8/06	H	W	69-54	+15
2/16/06	A	L	56-66	-10
3/3/06	N*	W	80-73	+7
2/4/07	H	W	70-61	+9
1/24/08	A	L	52-79	-27
2/3/08	H	L	59-77	-18
1/22/09	H	W	58-56/OT	+2
2/12/09	A	L	52-58	-6
1/21/10	A	W	54-43	+11
2/25/10	H	L	39-71	-32
1/2/11	A	L	62-77	-15
1/2/12	A	W	82-49	+33
2/9/12	H	W	69-54	+15
1/17/13	H	W	84-40	+44
1/31/13	A	L	61-63	-2
2/16/14	H	W	78-68	+10

Record at home:	18-2
Record on the road:	9-9
Record at a neutral site:	2-0
Current series win streak:	1 by PSU
Longest win streak in series:	8 by PSU
Most points by one team:	95 by PSU
Most points by both teams:	163
Fewest points by one team:	39 by PSU
Fewest points scored by both:	97
Largest margin of victory:	33 by PSU
Smallest margin of victory:	1 by PSU

* - Big Ten Tournament

LADY LIONS VS. THE BIG TEN

OVERALL RECORD

(since 1976)

291-143 (.671)

BIG TEN GAMES (since 1992-93)

244-118 (.674)

BIG TEN REGULAR-SEASON CHAMPIONSHIPS

1994, 1995, 2000, 2003, 2004, 2012, 2013, 2014

TOURNAMENT CHAMPIONSHIPS

(since 1995)

1995, 1996

IN BIG TEN GAMES *

Penn State leads Illinois, 23-11

Penn State leads Indiana, 26-8

Penn State leads Iowa, 21-15

Penn State leads Michigan, 29-7

Penn State leads Michigan State, 24-12

Penn State leads Minnesota, 24-12

Penn State leads Nebraska, 3-2

Penn State leads Northwestern, 30-6

Penn State leads Ohio State, 22-14

Penn State trails Purdue, 16-20

Penn State leads Wisconsin, 26-11

* - does not include Big Ten Tournament or NCAA Tournament games



ALL-TIME BIG TEN HONORS

PLAYER OF THE YEAR

2000	Helen Darling (coaches)
2003	Kelly Mazzante (coaches & media)
2004	Kelly Mazzante (coaches & media)
2013	Maggie Lucas (coaches & media)
2014	Maggie Lucas (media)

COACH OF THE YEAR

1994	Rene Portland
2000	Rene Portland (coaches)
2003	Rene Portland (coaches & media)
2004	Rene Portland (coaches & media)
2012	Coquese Washington (coaches & media)
2013	Coquese Washington (media)
2014	Coquese Washington (media)

DEFENSIVE PLAYER OF YEAR

2003	Tanisha Wright
2004	Tanisha Wright
2005	Tanisha Wright
2014	Dara Taylor

FRESHMAN OF THE YEAR

2001	Kelly Mazzante (coaches & media)
2011	Maggie Lucas (coaches & media)

SIXTH PLAYER OF THE YEAR

2011	Maggie Lucas
------	--------------

FIRST TEAM

1994	Tina Nicholson
1995	Tina Nicholson Angie Potthoff
1996	Tina Nicholson Angie Potthoff
1997	Angie Potthoff
1999	Helen Darling (coaches) Andrea Garner
2000	Helen Darling (unanimous) Andrea Garner Maren Walseth (coaches)
2001	Kelly Mazzante Maren Walseth (coaches)
2002	Kelly Mazzante (unanimous)
2003	Kelly Mazzante (unanimous) Tanisha Wright (coaches)
2004	Kelly Mazzante (unanimous) Tanisha Wright
2005	Tanisha Wright (unanimous) Jess Strom
2007	Amanda Brown (coaches)
2009	Tyra Grant
2010	Tyra Grant
2011	Alex Bentley (coaches)
2012	Alex Bentley Maggie Lucas
2013	Alex Bentley Maggie Lucas (unanimous)
2014	Ariel Edwards Maggie Lucas (unanimous)

SECOND TEAM

1993	Katina Mack
1994	Helen Holloway Katina Mack
1998	Andrea Garner (media)
1999	Helen Darling (media)
2000	Maren Walseth (media)
2001	Lisa Shepherd Maren Walseth (media)
2002	Rashana Barnes (coaches)
2003	Tanisha Wright (media) Jess Brungo (coaches)
2006	Amanda Brown (coaches)
2007	Amanda Brown (media)
2011	Maggie Lucas (media)
2014	Dara Taylor

THIRD TEAM

2003	Jess Strom (media)
2004	Jess Strom (coaches & media)
2006	Amanda Brown (media)
2008	Kam Gissendanner (coaches) Brianna O'Rourke (media)
2010	Alex Bentley (coaches)
2011	Alex Bentley (media) Maggie Lucas (coaches)
2012	Nikki Greene (media)
2013	Nikki Greene (coaches)

HONORABLE MENTION

1993	Jackie Donovan Helen Holloway
1995	Missy Masley
1996	Kim Calhoun Katina Mack
1998	Andrea Garner (coaches)
1999	Lisa Shepherd
2000	Lisa Shepherd
2002	Rashana Barnes (media) Jess Strom
2003	Jess Brungo (media) Jess Strom (coaches)
2004	Jess Brungo
2006	Kam Gissendanner Brianna O'Rourke (media)
2007	Kam Gissendanner Tyra Grant
2008	Kam Gissendanner (media) Brianna O'Rourke (coaches) Tyra Grant
2009	Brianna O'Rourke (media)
2010	Alex Bentley (media)
2011	Nikki Greene (media) Julia Trogele (coaches)
2012	Zhaque Gray (media) Nikki Greene (coaches) Mia Nickson (media)
2013	Nikki Greene (media)
2014	Talia East

ALL-FRESHMAN TEAM

1997	Helen Darling
1998	Lisa Shepherd Maren Walseth
2001	Kelly Mazzante
2002	Jess Strom
2004	Reicina Russell
2006	Brianna O'Rourke
2007	Tyra Grant
2010	Alex Bentley
2011	Maggie Lucas

ALL-DEFENSIVE TEAM

2011	Nikki Greene
2012	Alex Bentley
2013	Alex Bentley Dara Taylor
2014	Dara Taylor (unanimous)

ALL-TOURNAMENT TEAM

1995	Missy Masley, MVP Tina Nicholson Angie Potthoff
1996	Angie Potthoff, MVP Tina Nicholson
1998	Andrea Garner, MVP
2000	Helen Darling, MVP Andrea Garner
2002	Kelly Mazzante Tanisha Wright
2003	Tanisha Wright
2004	Kelly Mazzante Jess Strom
2011	Alex Bentley Maggie Lucas

SPORTSMANSHIP

2007	Amanda Brown
2008	Kam Gissendanner
2009	Mashea Williams
2010	Meredith Monroe
2011	Julia Trogele
2012	Zhaque Gray
2013	Gizelle Studevent
2014	Ariel Edwards

SUZY FAVOR BIG TEN FEMALE STUDENT-ATHLETE OF THE YEAR (all sports)

2004	Kelly Mazzante
------	----------------



PENN STATE



2013-14 LADY LION BASKETBALL

Penn State Athletic Communications: 101D Bryce Jordan Center, University Park, PA 16802 Office: 814-865-1757 Fax: 814-863-3165
 Women's Basketball Contact: Kristina Petersen Twitter: @ladylionsid Website: www.GoPSUsports.com Email: kap18@psu.edu Cell: 814-883-4581 Office: 814-865-1757

SCHEDULE/RESULTS

OCTOBER

Sun. 27 LOCK HAVEN (ex.) W, 102-51

NOVEMBER

Fri. 8 ST. FRANCIS (PA.) W, 117-77

Sun. 10 FORDHAM W, 78-61

Sun. 17 #1/1 CONNECTICUT (BTN) L, 52-71

Wed. 20 BUCKNELL (BTDN) W, 92-49
 Junkanoo Jam (Grand Island, Bahamas)

Fri. 29 vs. Oregon State W, 61-56

Sat. 30 vs. Illinois State W, 72-60

DECEMBER

Big Ten/ACC Challenge

Wed. 4 #5/4 NOTRE DAME (BTN) L, 67-77

Sun. 8 at Georgetown W, 77-68

Wed. 11 at South Dakota State L, 79-83

Sun. 15 #20/24 TEXAS A&M (BTDN) .. W, 66-58

Sun. 22 ALCORN STATE W, 85-62

Sun. 29 HARTFORD (BTDN) W, 70-56

JANUARY

Sun. 5 at #23/22 Iowa * W, 87-71

Thurs. 9 at Illinois * (BTN) W, 82-76

Sun. 12 #20/21 PURDUE * (ESPN) L, 74-84

Thurs. 16 OHIO STATE * (BTN) W, 66-42

Sun. 19 at Michigan State * (ESPN2) .. W, 66-54

Wed. 22 INDIANA * (BTDN) W, 65-52

Sun. 26 MINNESOTA * (CBS) W, 83-53

Thurs. 30 at #16/19 Purdue * (BTN) W, 75-72

FEBRUARY

Sun. 2 at Northwestern * (BTDN) W, 79-75

Thurs. 6 IOWA * (BTN) L, 70-73

Sun. 9 at Ohio State * (ESPN2) W, 74-54

Thurs. 13 at Indiana * (BTDN) W, 71-63

Eighth Annual Pink Zone at Penn State

Sun. 16 WISCONSIN * (ESPN2) W, 78-68

Thurs. 20 NORTHWESTERN * (BTN) W, 82-73

Mon. 24 at #17/16 Nebraska * (ESPN2) ..L, 74-94

MARCH

Sat. 1 MICHIGAN * (BTN) W, 77-62

Big Ten Tournament (Indianapolis, Ind.)

Fri. 7 #8 OSU/#9 Northwestern (BTN)noon

Sat. 8 Big Ten Semifinals (BTN)3:30 p.m.

Sun. 9 Big Ten Championship (ESPN2) ..1 p.m.

Sa.-Tu. 22-25 NCAA Tour. 1st & 2nd Round
 (University Park, Pa.)

Sa.-Tu. 29-Apr. 1 NCAA Tournament Regionals

APRIL

Su./Tu. 6/8 NCAA Final Four (Nashville, Tenn.)

BOLD CAPS indicates home game.

* - indicates Big Ten game.

All times are Eastern Time.

BTN - Big Ten Network

BTDN - Big Ten Network.com

Schedule subject to change. Please visit www.GoPSUsports.com for up-to-date tip times.

Penn State at Big Ten Tournament

Thurs., Mar. 6 - Sun., Mar. 9 ▶ Bankers Life Fieldhouse ▶ Indianapolis, Ind.



Penn State Lady Lions

Record: 22-6, 13-3 Big Ten
Last Game:
 PSU 77, Michigan 62 (3/1)
Head Coach: Coquese Washington
Career Record: 140-79 (7th yr.)
Record at PSU: 140-79 (7th yr.)

Statistical Leaders

Points Maggie Lucas (21.5)
Rebounds Talia East (7.5)
Assists Dara Taylor (4.9)



Big Ten Tournament

All-Time Record: 25-17
First Round: 3-3
Quarterfinals: 13-3
Semifinals: 7-6
Championship: 2-5

Championships: 2 (1995, 1996)

SETTING THE SCENE

The Big Ten Tournament

Quarterfinal Game Info:

#1 Penn State vs. #8 Ohio State or #9 Northwestern, noon

Television: Big Ten Network & ESPN2 (Championship)

Radio: The game is on the Penn State Sports Network and ESPN 1450 locally with Jerry Fisher and Juila Trogele calling the action. The audio feed is available at www.GoPSUsports.com.

Webstream: BTN2GO/ESPN3.com

Live Stats: GoPSUsports.com

STORYLINES

- ✓ Penn State is the 2014 Big Ten regular-season champions.
- ✓ The Lady Lions claim three-straight regular-season crowns for the first time in program history (Big Ten or Atlantic 10).
- ✓ Penn State is 25-17 all-time in the Big Ten Tournament.
- ✓ Penn State is the #1 seed in the Big Ten Tournament for the seventh time in program history (1995, 2000, 2003, 2004, 2012, 2013, 2014).
- ✓ **Maggie Lucas** was selected as the 2014 Big Ten Player of the Year by the media, garnering the fifth player in school history to earn the honor (Helen Darling, Kelly Mazzante - twice).
- ✓ Lucas and senior guard/forward **Ariel Edwards** were named to the All-Big Ten first team.
- ✓ Lucas garners first team accolades for the third time in her career, making her the sixth player in PSU history to earn the honor three or more times.
- ✓ **Dara Taylor** is the 2014 Big Ten Defensive Player of the Year. She is just the second Lady Lion to win the award, joining Tanisha Wright, who won it three-straight seasons (2003-05).
- ✓ **Coquese Washington** was named Big Ten Coach of the Year by the media for the third-straight season. She is just the second coach in Big Ten history to earn three consecutive coaching honors (Ohio State's Jim Foster - 2005 (c), 2006, 2007).

POSTSEASON HONORS

Big Ten Player of the Year
 Maggie Lucas (media)

Big Ten Coach of the Year
 Coquese Washington (media)

Big Ten Defensive Player of the Year
 Dara Taylor

All-Big Ten First Team
 Maggie Lucas
 ([unanimous] - coaches & media)
 Ariel Edwards (coaches & media)

All-Big Ten Honorable Mention
 Talia East (coaches & media)

Big Ten All-Defensive Team
 Dara Taylor [unanimous]

Big Ten Sportsmanship
 Ariel Edwards

Table of Contents

Schedule, Results, Storylines.....1	Much Ado About Maggie.....6-7	Player Performance Charts18-21
Team Comparison, Series History.....2	The Last Time Penn State.....8	Coquese Washington22
Roster, Quick Facts3	Milestone Watch9	2013-14 Box Scores23--30
Projected Starters.....3	Record Books10-11	Player BiosBlue Section #2
Big Ten Standings.....4	Polls12	2013-14 StatsWhite Section #2
PSU's Record When.....5	NCAA Stats.....13	Clips.....Blue Section #3
Lions in the Big Ten Stats6	Season Highs/Lows16	Radio/TV Chart.....Back Cover
	Miscellaneous Stats.....17	



OHIO STATE BUCKEYES

No.	Name	Pos.	Cl.	Ht.	Hometown/High School (Previous School)
1	Kalpana Beach	F	R-So.	6-1	Westlake, Ohio/Westlake
12	Maleeka Kynard	G	Jr.	5-7	Toledo, Ohio/Start
13	Cait Craft	G	So.	5-8	Findlay, Ohio/Liberty-Benton
14	Ameryst Alston	G	So.	5-9	Canton, Ohio/McKinley
15	Aleksandra Dobranic	C	R-Sr.	6-4	Novi Sad, Serbia/Isidora Sekulic
21	Lisa Blair	C	R-Fr.	6-6	Brooklyn, N.Y./Nazareth Regional
22	Darryce Moore	C	Sr.	6-2	Youngstown, Ohio/Boardman
23	Martina Elerbe	F	Sr.	6-2	Teaneck, N.J./Saint Mary's
25	Amy Scullion	G	RS-Jr.	6-0	Salem, Ohio/Salem
31	Raven Ferguson	G	Jr.	5-11	Columbus, Ohio/Africentric
33	Ashley Adams	C	Sr.	6-5	Siloam Springs, Ark./Siloam Springs

Head Coach: Kevin McGuff - Head Coach

Assistant Coaches: Joy Cheek, Patrick Klein, Mark Mitchell

Potential Quarterfinal Opponent
#8 Ohio State
15-17, 5-11
Penn State won 2014 series, 2-0
Penn State lead all-time series, 36-21

PENN STATE		OHIO STATE	
Lucas (21.5)	Scoring Leader	Alston (18.2)	
East (7.5)	Rebounding Leader	Moore (5.8)	
Taylor (4.9)	Assist Leader	Alston (3.1)	
75.7	Scoring Offense	64.6	
65.9	Scoring Defense	65.1	
+9.8	Scoring Margin	-0.5	
44.6	Rebounds Per Game	37.3	
+7.2	Rebound Margin	-2.9	
13.1	Assists Per Game	12.4	
421	Field Goal Pct.	407	
.368	FG Defense Pct.	.375	
.323	3-pt. FG Pct.	.314	
.312	3-pt. FG Pct. Def.	.327	
.779	Free Throw Pct.a	.733	
0.8	Assist/Turnover	0.8	

SERIES HISTORY	
Overall: PSU leads 36-21	
Last meeting: Feb. 9, 2014	
Last result: PSU, 74-54	
Current streak: PSU - 5 wins	
Last 10 meetings:	
3/1/09	A OSU, 63-74
2/7/10	H OSU, 73-86
1/30/11	H PSU, 80-71
2/17/11	A OSU, 67-89
3/6/11	N OSU, 70-84
2/20/12	H PSU, 84-66
1/27/13	A PSU, 71-56
3/8/13	N PSU, 76-66
1/16/14	H PSU, 66-42
2/9/14	A PSU, 74-54

LAST TIME VS. OHIO STATE

FEB. 9, 2014 • COLUMBUS, OHIO

Penn State 74 • 18-5, 9-2

#	Player	Total	3-Ptr	Rebounds	PF	TP	A	TO	Blk	Stl	Min			
		FG-FGA	FT-FTA	Off Def Tot										
05	East, Talia	f 4-6	0-0	4-5	0	8	2	12	0	5	2	1	29	
23	Edwards, Ariel	f 1-8	0-1	6-6	0	6	4	8	1	2	0	0	29	
44	Waldner, Tori	f 2-4	0-0	1-1	7	8	4	4	4	2	1	1	28	
02	Taylor, Dara	g 5-14	2-3	0-0	3	1	4	2	12	6	4	0	35	
33	Lucas, Maggie	g 9-14	3-6	2-2	0	1	1	2	23	1	4	0	2	32
01	Agee, Candice	2-2	0-0	3-4	0	2	2	1	7	0	1	1	0	9
10	Savillan, Keke	0-0	0-0	0-0	0	0	0	0	0	0	0	0	0	5
11	Harris, Alex	0-1	0-0	1-0	1	0	1	0	0	0	0	0	0	5
15	Mitchell, Kaliyah	2-2	0-0	2-2	1	3	4	2	4	0	0	0	0	19
25	Whitted, Peyton	2-4	0-1	0-0	1	0	1	2	4	0	0	0	0	10
41	DeGraaf, Jenny	0-0	0-0	0-0	0	0	0	1	0	0	0	0	0	3
Team				0	3	3								
Totals		27-55	5-11	15-20	7	31	38	20	74	12	18	4	6	200

FG % 1st Half: 4-7 57.1% 2nd half: 1-4 25.0% Game: 27-55 49.1% Deadball Rebounds: 2
 FT % 1st Half: 6-8 75.0% 2nd half: 9-12 75.0% Game: 5-11 45.5% 15-20 75.0%

Ohio State 54 • 14-13, 4-7

#	Player	Total	3-Ptr	Rebounds	PF	TP	A	TO	Blk	Stl	Min			
		FG-FGA	FT-FTA	Off Def Tot										
23	Elerbe, Martina	f 2-9	1-3	0-0	1	1	2	3	5	1	2	0	1	35
22	Moore, Darryce	c 1-2	0-0	0-0	3	2	5	2	2	0	3	0	0	16
13	Craft, Cait	g 0-8	0-6	2-2	1	2	3	2	2	1	0	1	0	33
25	Scullion, Amy	g 2-6	2-6	1-2	0	2	2	2	7	1	4	0	0	21
31	Ferguson, Raven	g 5-19	1-5	5-6	2	7	9	4	16	2	4	0	0	34
14	Alston, Ameryst	6-16	1-3	3-3	4	4	8	0	16	2	4	0	1	34
21	Blair, Lisa	0-0	0-0	0-0	0	0	0	0	0	0	0	1	0	3
33	Adams, Ashley	1-1	0-0	4-6	3	2	5	5	6	1	3	0	1	24
Team				1	5	6								
Totals		17-61	5-23	15-19	15	25	40	19	54	9	21	1	4	200

FG % 1st Half: 10-33 30.3% 2nd half: 7-28 25.0% Game: 17-61 27.9% Deadball Rebounds: 2
 3FG % 1st Half: 4-10 40.0% 2nd half: 1-13 7.7% Game: 5-23 21.7%
 FT % 1st Half: 12-14 85.7% 2nd half: 3-5 60.0% Game: 15-19 78.9%

Officials: Barb Smith, Gina Cross, John Whitson
 Technical fouls: Penn State-None, Ohio State-None.
 Attendance: 6591

Score by periods	1st	2nd	Total
Penn State	38	36	74
Ohio State	36	18	54

Last FG - PSU 2nd-02-40, OSU 2nd-01-38
 Largest lead - PSU by 21 2nd-03-47, OSU by 7 1st-04-45.

Score tied - 3 times.
 Lead changed - 3 times.

NORTHWESTERN WILDCATS

No.	Name	Pos.	Cl.	Ht.	Hometown/High School (Previous School)
2	Tessa Haldes	G	So.	5-10	Chicago, Ill./Whitney Young
3	Ashley Deary	G	Fr.	5-4	Flower Mound, Texas/Flower Mound
4	Meghan McKeown	G	Sr.	5-9	Fairfax, Va./Loyola Academy (Ill.)
5	Alex Cohen	F	Jr.	6-5	Bayside, Wis./Nicolet
10	Nia Coffey	F	Fr.	6-1	Minneapolis, Minn./Hopkins
11	Lauren Douglas	F	So.	6-2	Collierville, Tenn./Briarcrest Christian
13	Nof Kedem	G	So.	5-6	Oleish, Israel/Ostrovski High School
24	Christen Inman	G	Fr.	5-10	Katy, Texas/Seven Lakes
25	Maggie Lyon	G	So.	6-1	Wilmette, Ill./New Trier
30	Christen Johnson	F	So.	6-3	Powder Springs, Ga./The Lovett School
31	Allie Tuttle	F	Fr.	6-4	Cary, N.C./Panther Creek
32	La'Teria Taylor	G	Sr.	5-11	Chicago, Ill./Von Steuben
33	Devon Brookshire	F	So.	6-2	Rancho Palos Verdes, Calif./Bishop Montgomery
42	Karly Roser	G	Jr.	5-10	Hamilton, Ontario, Canada/Saint Mary's

Head Coach: Joe McKeown

Assistant Coaches: Sam Dixon, Ph.D., Allison Guth, Carrie Banks

PENN STATE		NORTHWESTERN	
Lucas (21.5)	Scoring Leader	Coffey (15.2)	
East (7.5)	Rebounding Leader	Coffey (8.1)	
Taylor (4.9)	Assist Leader	Deary (4.4)	
75.7	Scoring Offense	68.8	
65.9	Scoring Defense	67.7	
+9.8	Scoring Margin	+1.1	
44.6	Rebounds Per Game	36.6	
+7.2	Rebound Margin	-7.7	
13.1	Assists Per Game	16.3	
421	Field Goal Pct.	417	
.368	FG Defense Pct.	.374	
.323	3-pt. FG Pct.	.325	
.312	3-pt. FG Pct. Def.	.301	
.779	Free Throw Pct.a	.720	
0.8	Assist/Turnover	1.0	

SERIES HISTORY	
Overall: PSU leads 33-7	
Last meeting: Feb. 20, 2014	
Last result: PSU, 82-73	
Current streak: PSU - 8 wins	
Last 10 meetings:	
1/10/08	H PSU, 72-53
2/24/08	A NU, 58-70
2/26/09	H PSU, 65-50
1/3/10	A PSU, 88-68
1/6/11	A PSU, 80-68
2/27/11	H PSU, 66-56
2/12/12	A PSU, 77-63
1/3/13	H PSU, 73-69
2/4/14	A PSU, 79-75
2/20/14	H PSU, 82-73

LAST TIME VS. NORTHWESTERN

FEB. 20, 2014 • UNIVERSITY PARK, PA.

Northwestern 73 • 14-12, 4-9

#	Player	Total	3-Ptr	Rebounds	PF	TP	A	TO	Blk	Stl	Min			
		FG-FGA	FT-FTA	Off Def Tot										
03	Deary, Ashley	* 2-6	0-2	0-1	0	5	5	4	4	7	4	1	21	
05	Cohen, Alex	* 5-8	2-3	2-2	0	6	6	4	14	2	3	2	0	39
10	Coffey, Nia	* 7-10	0-1	0-0	0	4	5	14	0	3	0	0	0	20
24	Inman, Christen	* 4-10	0-3	0-0	0	3	3	0	8	1	1	1	1	28
25	Lyon, Maggie	* 6-14	5-9	0-0	1	5	6	1	17	0	1	0	1	37
04	McKeown, Meghan	0-1	0-1	0-0	0	1	0	0	0	0	0	0	0	13
11	Douglas, Lauren	5-16	1-4	5-7	0	8	5	16	1	2	1	1	29	
32	Taylor, La'Teria	0-0	0-0	0-0	0	0	0	2	0	0	0	0	0	1
42	Roser, Karly	0-1	0-0	0-0	0	1	1	0	1	2	1	1	1	12
Team				4	1	1								
Totals		29-66	8-23	7-10	6	34	41	22	73	12	18	6	8	200

FG % 1st Half: 13-33 39.4% 2nd half: 16-33 48.5% Game: 29-66 43.9% Deadball Rebounds: 1
 3FG % 1st Half: 2-7 28.6% 2nd half: 3-6 50.0% Game: 5-13 38.5%
 FT % 1st Half: 1-2 50.0% 2nd half: 6-8 75.0% Game: 7-10 70.0%

Penn State 82 • 21-5, 12-2

#	Player	Total	3-Ptr	Rebounds	PF	TP	A	TO	Blk	Stl	Min			
		FG-FGA	FT-FTA	Off Def Tot										
02	Taylor, Dara	* 4-10	0-3	3-4	3	4	7	1	11	4	3	0	1	38
05	East, Talia	* 1-4	0-0	1-2	0	7	7	4	3	0	2	0	0	16
23	Edwards, Ariel	* 6-19	0-2	3-4	0	3	6	0	15	3	1	1	2	35
33	Lucas, Maggie	* 7-16	5-8	7-8	0	4	2	26	3	3	1	4	39	
44	Waldner, Tori	* 6-11	0-0	2-2	2	7	9	2	14	1	0	5	2	32
01	Agee, Candice	0-1	0-0	0-0	0	0	0	0	0	0	0	0	0	2
11	Harris, Alex	0-1	0-0	0-0	0	0	0	0	0	0	0	0	0	1
15	Mitchell, Kaliyah	1-5	0-0	7-7	2	6	1	9	3	0	1	1	25	
25	Whitted, Peyton	1-4	0-0	2-2	2	1	3	2	4	0	0	0	1	12
Team				1	1	2								
Totals		26-71	5-13	25-29	13	33	46	12	82	11	13	7	11	200

FG % 1st Half: 13-38 34.2% 2nd half: 13-33 39.4% Game: 26-71 36.6% Deadball Rebounds: 2
 3FG % 1st Half: 2-7 28.6% 2nd half: 3-6 50.0% Game: 5-13 38.5%
 FT % 1st Half: 10-11 90.9% 2nd half: 15-18 83.3% Game: 25-29 86.2%

Officials: Sue Blach, Bryan Enterline, Pualani Spurlock
 Technical fouls: Northwestern-None, Penn State-None.
 Attendance: 3969

Score by periods	1st	2nd	Total
Northwestern	32	41	73
Penn State	38	44	82

Last FG - NU 2nd-00-10, PSU 2nd-02-57.
 Largest lead - NU by 3 1st-19-26, PSU by 13 2nd-06-18.

Score tied - 3 times.
 Lead changed - 1 time.



QUICK FACTS

THE UNIVERSITY

Location: University Park, Pa.
 Founded: 1855
 Enrollment: 42,294
 Colors: Blue & White
 Nickname: Lady Lions
 Conference: Big Ten
 President: Dr. Rodney Erickson
 Director of Athletics: Dr. David Joyner
 Senior Woman Administrator: Charmelle Green
 Facility (cap.): Bryce Jordan Center (15,104)
 All-Time Record at BJC: 213-53 (19 seasons)

ATHLETIC COMMUNICATIONS

WBB Contact: Kristina Petersen
 Phone/Fax: (814) 865-1757/(814) 863-3165
 E-mail: kap18@psu.edu
 Press Row Phone: 814-863-3294
 Website: www.GoPSUsports.com
 Twitter: @ladylionsid

TEAM INFORMATION

2013-14 Record: 22-6
 Home: 12-4 Away: 8-2 Neutral: 2-0
 Big Ten Record (finish): 13-3
 Home: 6-2 Away: 7-1
 Letterwinners Returning/Lost: 6/5
 Starters Returning/Lost: 2/3
 2013 Big Ten Tournament: Semifinals
 2013 Postseason: NCAA Second Round

THE HISTORY

First Year of Women's Basketball: 1965
 All-Time Record: 879-392 (50 seasons)
 All-Time Big Ten Rec.: 244-118 (22 seasons)
 NCAA Tournament Appearances: 24
 NCAA Tournament Record: 30-24

WOMEN'S BASKETBALL

Head Coach: Coquese Washington
 Alma Mater: Notre Dame '92
 Overall Record: 140-79 (seventh season)
 School Record: 140-79 (seventh season)
 Twitter: @coquesewashing
 Best Time To Reach Coach: Through SID
 Assistant Coaches (Alma Mater):
 Fred Chmiel (Excelsior College)
 Kia Damon (Millersville '97)
 Maren Walseth (Penn State '02)
 Twitter: @pennstatewbb
 Facebook: facebook.com/pennstateladylions
 YouTube: YouTube.com/pennstateladylions
 Instagram: @pennstatewbb

PRONUNCIATIONS

Coquese	ko-KWEES
Chmiel	shuh-MEAL
Maren Walseth	MARR-en WALL-seth
Talia	tah-LEE-uh
Ariel	AIR-e-I
Dara	DAR-uh
Agee	AYE-gee
Kaliyah	kah-LEE-uh
Sevillian	civilian
Whitted	WIT-tid

2013-14 ROSTERS

PENN STATE LADY LIONS

No.	Name	Pos.	Cl./Elg.	Ht.	Hometown/High School (Previous School)
1	Candice Agee *	C	So./So.	6-6	Victorville, Calif./Silverado
2	Dara Taylor *	G	5th/Sr.	5-8	Wilmington, Del./Caravel Academy (Maryland)
5	Talia East ***	F/C	Sr./Sr.	6-3	Philadelphia, Pa./Friends' Central School
10	Keke Sevillian	G	Fr./Fr.	5-7	Goodrich, Mich./Goodrich
11	Alex Harris	F	Fr./Fr.	6-3	Lorain, Ohio/Lorain
12	Lindsey Spann	G	Fr./Fr.	5-6	Laurel, Md./Good Counsel
15	Kaliyah Mitchell	G/F	Fr./Fr.	6-2	Stone Mountain, Ga./Stephenson
23	Ariel Edwards ***	G/F	Sr./Sr.	6-3	Elmont, N.Y./Christ the King
25	Peyton Whitted	G/F	Fr./Fr.	6-3	Suwanee, Ga./North Gwinnett
33	Maggie Lucas ***	G	Sr./Sr.	5-10	Narberth, Pa./Germantown Academy
35	Sierra Moore	G	So./--^	5-11	Hanover, Pa./Delone Catholic (Duke)
41	Jenny DeGraaf	G/F	Fr./Fr.	6-1	Springboro, Ohio/Springboro
44	Tori Waldner **	F	Jr./Jr.	6-5	Milton, Ga./Milton

Head Coach: Coquese Washington (Notre Dame '92)

Assistant Coaches: Fred Chmiel, Kia Damon, Maren Walseth

Captains: Talia East, Ariel Edwards, Maggie Lucas, Dara Taylor

* Indicates letters earned






LADY LIONS AT THE BIG TEN TOURNAMENT

- The Lady Lions are 25-17 all-time in the Big Ten Tournament and claimed the first two tourney crowns in 1995 and 1996.
- Last season, Penn State topped #9 seed Ohio State, before falling to #4 seed Michigan State in the semifinals.
- Penn State is 13-3 all-time in the quarterfinal round of the Big Ten Tournament.
- The Lady Lions are 5-6 in the Big Ten Tournament under Coquese Washington, but have won at least one game each of the last four years. PSU is also 3-1 in quarterfinal games under Washington.
- The Lady Lions are 24-15 in Big Ten Tournament games played in Indianapolis.

TOP SEED IN THE BTT

- Penn State will serve as the top seed in the Big Ten Tournament for the third consecutive season.
- It is the seventh time in program history that the Lady Lions are the top seed (1995, 2000, 2003, 2004, 2012, 2013, 2014).
- The Lady Lions are 10-5 when they are the #1 seed in the Big Ten Tournament.
- PSU won the title in 1995 as the top seed.

PROJECTED STARTERS

	2 DARA TAYLOR Sr., 5-8, Wilmington, Del. 11.6 ppg, 4.9 apg, 2.9 spg, .741 FT%	G	Notes: Recorded 11 pts. & 7 assts. vs. Michigan (3/1) ... Had 10 pts., 4 assts. & 3 steals at Nebraska (2/24) ... Notched 11 pts. with 7 rebs. vs. NU (2/20) ... Tallied 12 pts., 8 assts., at Indiana (2/13).
	5 TALIA EAST Sr., 6-3, Philadelphia, Pa. 7.9 ppg, 7.5 rpg, 1.4 bpg, .528 FG%	F/C	Notes: Had career-high 16 points with 7 rebs. & 4 blks. vs. Michigan (3/1) ... Snagged 12 rebounds at Nebraska (2/24) ... Tallied 12 pts. & 8 rebs. at Ohio State (2/9) ... Ranks eighth at PSU in blocks (97).
	23 ARIEL EDWARDS Sr., 6-3, Elmont, N.Y. 14.9 ppg, 5.8 rpg, .451 FG%, .836 FT%	G/F	Notes: Posted back-to-back 20 pt.-games with 21 tallies vs. Michigan (3/1) ... Tied career high with 24 points on 10-of-13 shooting at Nebraska (2/24) ... Earned a double-double with 16 pts. & 10 rebs. vs. Wisconsin (2/16).
	33 MAGGIE LUCAS Sr., 5-10, Narberth, Pa. 21.5 ppg, 4.0 rpg, .368 3FG%, .959 FT%	G	Notes: Posted 3rd-straight game with 25+ pts. with 26 tallies vs. NU (2/20) ... Had 25 pts. & 5 assts. vs. Wisconsin (2/16) ... 2nd on PSU's career scoring list (2,439) ... 2nd in PSU & Big Ten history in 3s (356).
	44 TORI WALDNER Jr., 6-5, Milton, Ga. 5.2 ppg, 5.7 rpg, 1.3 bpg	F/C	Notes: Had a career-high 14 points & tied personal best with 5 blks vs. NU (2/20) ... Had 11 pts. vs. Indiana (1/22) ... Had 8 pts. & 8 rebs. vs. Purdue (1/12) ... Ranks 14th on PSU's all-time blocks list (87).



BIG TEN THREE-PEAT

- With a 77-62 win over Michigan on March 1, Penn State clinched a share of its third-straight Big Ten regular-season title with a 13-3 record in conference play.
- This is the first time school history that the Lady Lions have won three consecutive conference regular-season titles (Big Ten or Atlantic 10).
- The Lady Lions join Ohio State (2005-10 and 1982-87) and Iowa (1987-90) as the only Big Ten teams to win three or more consecutive Big Ten titles.
- Penn State has won eight overall regular season crowns (1994, 1995, 2000, 2003, 2004, 2012, 2013, 2014).
- The Lady Lions earned the No. 1 overall seed in the Big Ten Tournament for the seventh time in program history (1995, 2000, 2003, 2004, 2012, 2013, 2014).

STANDINGS (as of 3/2)

Team	Big Ten			Overall		
	W	L	Pct.	W	L	Pct.
PENN STATE	13	3	.812	22	6	.786
Michigan State	13	3	.812	21	8	.724
Nebraska	12	4	.750	22	6	.786
Purdue	11	5	.688	21	7	.750
Iowa	11	5	.688	23	7	.767
Minnesota	8	8	.500	19	11	.633
Michigan	8	8	.500	17	12	.586
Ohio State	5	11	.312	15	17	.469
Northwestern	5	11	.312	15	14	.517
Indiana	5	11	.312	18	11	.621
Wisconsin	3	13	.188	10	18	.357
Illinois	2	14	.125	9	20	.310

LADY LIONS GET SOCIAL: The Lady Lions are on several social media sites, including Twitter, Instagram and Facebook. Follow the Lady Lions and assistant coaches (@pennstatewbb), head coach Coquese Washington (@coquesewashing) and sports information contact Kris Petersen (@ladylionsid) on Twitter to get the inside scoop. The Lady Lions are also on Instagram (@pennstatewbb) and Facebook at www.facebook.com/pennstateladylions.



SCOUTING #8 SEED OHIO STATE

- The Buckeyes finished the regular-season 15-17 overall and 5-11 in Big Ten play.
- Ameryst Alston leads Ohio State with a team-best 18.2 scoring average to go along with 3.4 rebounds, 3.1 assists and 1.1 steals per game.
- Raven Ferguson is also averaging double figures at a 10.9 per game clip. She also pulls in 5.5 rebounds per outing.
- Darryce Moore has been solid in the post for the Buckeyes, accounting for 7.9 points and a team-best 5.8 rebounds per game.

ALL-TIME VS. THE BUCKEYES

- The Lady Lions are 36-21 all-time against Ohio State, including wins in the last five contests.
- PSU is 5-5 in Big Ten Tournament games against the Buckeyes, including a 76-66 win in the quarterfinals last season.
- The Lady Lions swept the two-game series for the second-straight season with a 66-42 win in Happy Valley and a 74-54 win in Columbus.

LAST TIME VS. OSU

- The Lady Lions dominated the second half with a solid defensive effort on the way to a 74-54 win at Ohio State on Feb. 9.
- **Maggie Lucas** moved into fifth place on the Big Ten's career scoring chart with 23 points via a 9-for-14 effort from the field.
- **Talia East** continued her solid play inside with 12 points, eight rebounds and two blocks, while **Dara Taylor** added 12 points, four rebounds and six assists in the win.

SCOUTING #9 SEED NORTHWESTERN

- The Wildcats are 15-14 overall and 5-11 in Big Ten play heading into the Big Ten Tournament.
- Nia Coffey paces the balanced Wildcat attack as she leads the team in scoring (15.2) and rebounding (8.1).
- Maggie Lyon accounts for 13.1 points and 4.8 rebounds per game. She has drained a team-best 57 shots from three-point range.
- Christen Inman also averages double figures at a 12.0 per game clip, while Lauren Douglas adds 11.9 points and 5.1 rebounds per outing.

ALL-TIME VS. THE WILDCATS

- The Lady Lions are 32-7 all-time against Northwestern, including wins in the last eight contests.
- Penn State is 2-0 against the Wildcats in Big Ten Tournament meetings.
- PSU swept the season series with a 79-75 win in Evanston and an 82-73 victory in University Park.

LAST TIME VS. NU

- Senior guard **Maggie Lucas** connected on five three-pointers en route to 26 points to lead the Lady Lions to an 82-73 win over Northwestern on Feb. 20.
- Junior **Tori Waldner** had one of the best performances of her collegiate career with a personal-best 14 points.
- She pulled in nine rebounds and tied her personal best with five blocked shots.
- Senior **Ariel Edwards** was quiet early, but had back-to-back three-point plays to spark her to 15 points with six rebounds, three assists and two steals.
- Fellow senior **Dara Taylor** rounded out the list of Lions in double figures with 11 points to go with seven rebounds and four assists.

LUCAS WINS SECOND PLAYER OF THE YEAR AWARD

- Senior guard **Maggie Lucas** was named the 2014 Big Ten Player of the Year by the league's media voters to earn her second-straight Player of the Year Award.
- She is the seventh player in conference history to win two honors and the second Lady Lion, joining Kelly Mazzante, who won the award in 2003 and 2004.
- Among the players with multiple honors are Northwestern's Anucha Browne (1984, 1985), Ohio State's Tracey Hall (1986, 1987), Purdue's Katie Douglas (2000, 2001), Mazzante, Ohio State's Jessica Davenport (2005, 2006, 2007) and Ohio State's Jantel Lavendar (2008, 2009, 2010, 2011).

PENN STATE'S OVERALL/BIG TEN YEAR-BY-YEAR REVIEW

Year	Overall	Big Ten	Home	BT Home	Road	BT Road	Neutral
1992-93	22-6	14-4	12-2	9-0	9-4	5-4	0-0
1993-94	28-3	16-2	14-0	9-0	11-2	7-2	3-1
1994-95	26-5	13-3	14-2	8-0	9-3	5-3	3-0
1995-96*	27-7	13-3	14-2	8-0	8-4	5-3	5-1
1996-97	15-12	8-8	9-3	5-3	5-6	3-5	1-3
1997-98	21-13	8-8	10-5	4-4	6-6	4-4	5-2
1998-99	22-8	12-4	9-2	6-2	9-4	6-2	4-2
1999-00	30-5	15-1	14-0	8-0	9-2	7-1	7-3
2000-01	19-10	11-5	11-2	7-1	6-5	4-4	2-3
2001-02	23-12	11-5	10-4	6-2	9-5	5-3	4-3
2002-03	26-9	13-3	16-0	8-0	7-7	5-3	2-2
2003-04	28-6	15-1	12-1	8-0	9-3	7-1	6-2
2004-05	19-11	13-3	12-0	8-0	6-9	5-3	1-2
2005-06	13-16	6-10	8-6	5-3	3-8	1-7	2-2
2006-07	15-16	7-9	12-1	7-1	2-12	0-7	1-3
2007-08	13-18	4-14	10-6	3-6	3-11	1-8	0-1
2008-09	11-18	6-12	8-6	4-5	2-9	2-7	1-3
2009-10	17-14	8-10	9-6	5-4	5-7	3-6	3-1
2010-11	25-10	11-5	14-4	6-2	7-4	5-3	4-2
2011-12	26-7	13-3	12-2	6-2	11-3	7-1	3-2
2012-13	26-6	14-2	14-0	8-0	9-5	6-2	3-1
2013-14	22-6	13-3	12-4	6-2	8-2	7-1	2-0

* First season at the Bryce Jordan Center



TAYLOR CLAIMS BIG TEN DEFENSIVE TOP HONOR

- Senior guard **Dara Taylor** was selected as the 2014 Big Ten Defensive Player of the Year by the league's coaches.
- She is the second Lady Lion to win the top defensive honor, along with Tanisha Wright, who won the award three consecutive seasons from 2003-05.
- Taylor was also named to the Big Ten All-Defensive team for the second year in a row. This season, she was the only unanimous selection.

COQUESE "COY" AGAIN

- Lady Lion head coach **Coquese Washington** was named the 2014 Big Ten Coach of the Year by the conference's media for the third-straight season.
- Washington joins Ohio State's Jim Foster (2005 (c), 2006, 2007) as the only coaches in league history to win three consecutive coaching honors.
- Washington was the 2012 Coach of the Year by both the coaches and media and was selected to the top honor again last season by the league's media members.

GUARD DUO NAMED TO FIRST TEAM

- Senior guard **Maggie Lucas** and senior guard/forward **Ariel Edwards** were named to the All-Big Ten first team. Lucas was a unanimous selection by the coaches and media.
- Lucas garners first team accolades for the third time in her career, making her the sixth player in program history to earn the honor three or more times.
- She joins Tina Nicholson (1994, 1995, 1996), Angie Potthoff (1995, 1996, 1997), Kelly Mazzante (2001, 2002, 2003, 2004), Tanisha Wright (2003, 2004, 2005) and Alex Bentley (2011, 2012, 2013) as the only players to garner first team honors three or more times in their career.
- Lucas is the first back-to-back unanimous selection for the Lady Lions since Kelly Mazzante in 2002, 2003 and 2004.
- Edwards earns All-Big Ten honors for the first time in her career and is the 13th Lady Lion to win first team accolades.
- Penn State's 30 All-Big Ten first team selections are the most since joining the league in 1992-93 and are second-most all-time.

MORE BIG TEN ACCOLADES

- Senior guard **Dara Taylor** was named to the All-Big Ten second team by the coaches and media.
- It is the first conference honor of her career.
- Senior center **Talia East** also took home her first career conference accolade as she was selected honorable mention All-Big Ten by the coaches and media.
- Senior guard/forward **Ariel Edwards** was Penn State's Sportsmanship Award recipient.

BIG TEN STATS TITLES

- The Lady Lions led the Big Ten in rebounding margin in conference games with a +8.6 advantage on the boards.
- This is the second time in the last three years that Penn State has led the conference in that category and the third time since joining the conference in 1993-94. In addition to 2011-12, the Lady Lions also led the league in rebounding margin in 1998-99.
- Senior guard **Maggie Lucas** led the conference in free throw percentage with a .947 mark in Big Ten games.
- She is the fifth Lady Lion to lead the league in free throw percentage, joining Helen Holloway (1993-94), Jess Strom (2002-03), Adrienne Squire (2005-06) and Julia Trogele (2010-11).
- The Lady Lions also had a solid showing in the Big Ten stats, finishing second in scoring offense, scoring margin and field goal percentage defense.
- Individually, Lucas was second in league play in scoring (21.8) and **Dara Taylor** was second in steals (2.8).

LUCAS IN A LEAGUE OF HER OWN

- Senior guard **Maggie Lucas** has knack for scoring and when she is scoring from the free throw line, she does it at a high clip and as such, she is in the midst of doing something that no NCAA Division I player (men's or women's), no WNBA player and no NBA player have ever accomplished.
- Lucas is the only player in NCAA Division I, WNBA and NBA history to average 20 or more points with a free throw percentage of 95.5% or better.
- The closest to accomplishing the feat was Appalachian State's Donald Sims in 2010, who averaged 20.4 points and shot 95.1% from the free throw line.
- The only players in all of college basketball to average better than 20 points and shoot better than 95.5% from the charity stripe are Division III athletes Korey Coon (22.0 ppg, 96.3%) of Illinois Wesleyan and Ryan Junghans (20.0 ppg; 95.9%) of Hood College.
- *This note is courtesy of BTN researcher, Ryan Kelley.*

PENN STATE'S RECORD WHEN...

Playing at home	12-4
Playing on the road	8-2
Playing at a neutral site	2-0
vs. Top 10 teams	0-2
vs. Top 25 teams	2-4
Games decided by 3 points or less	1-1
Games decided by 4-10 points	8-3
Games decided by 11-19 points	7-1
Games decided by 20 points or more	6-1
Leading at the half	18-0
Tied at the half	0-1
Trailing at the half	4-5
Leading with 5:00 remaining	22-1
Trailing with 5:00 remaining	0-5
Tied with 5:00 remaining	0-0
In overtime	0-0
PSU scores 40-49 points	0-0
PSU scores 50-59 points	0-1
PSU scores 60-69 points	5-1
PSU scores 70-79 points	10-4
PSU scores 80 points or more	7-0
PSU shoots 45% or better	8-0
PSU shoots less than 45%	14-6
PSU shoots better than opponent	20-3
Opponent shoots better than PSU or tied	2-3
Opponent scores less than 39 points	0-0
Opponent scores 40-49 points	2-0
Opponent scores 50-59 points	6-0
Opponent scores 60-69 points	8-0
Opponent scores more than 70 points	6-6
Opponent shoots better than 45%	1-2
Opponent shoots less than 45%	21-4
PSU outrebounds opponent	17-3
Opponent outrebounds PSU or tied	5-3
PSU commits 14 or less turnovers	9-3
PSU commits 15 or more turnovers	13-3
PSU makes at least 5 3-pointers	9-2
PSU makes four 3-pointers or less	13-4
Recording 7 or more steals	17-4
Recording 6 or less steals	5-2
Wearing white uniforms	13-4
Wearing blue uniforms	8-2
Wearing white and pink uniforms	1-0
Penn State wins the tip	15-4
Penn State loses the tip	7-2
Penn State scores first	12-4
Opponent scores first	10-2
Playing during the day (5 p.m. or before)	14-2
Playing at night	8-4
On Monday	0-1
On Tuesday	0-0
On Wednesday	2-2
On Thursday	5-1
On Friday	2-0
On Saturday	2-0
On Sunday	11-2
In November	5-1
In December	4-2
In January	7-1
In February	5-2
In March	1-0



LIONS IN THE BIG TEN STATS

A breakdown of where Penn State ranks in the Big Ten's overall statistical categories. Through games of Mar. 2.

TEAM	
Scoring Offense.....	2nd (75.7)
Scoring Defense.....	6th (65.9)
Scoring Margin.....	4th (+9.8)
Free Throw Percentage.....	3rd (.779)
FG Percentage.....	6th (.421)
FG Percentage Defense.....	2nd (.368)
3-point FG Percentage.....	9th (.323)
3-point FG Pct. Defense.....	4th (.312)
3-point FG Made.....	12th (3.6)
Rebounding Offense.....	1st (44.6)
Rebounding Defense.....	6th (37.4)
Rebounding Margin.....	3rd (+7.2)
Offensive Rebounds.....	1st (14.3)
Defensive Rebounds.....	1st (30.3)
Blocked Shots.....	4th (4.9)
Assists.....	9th (13.1)
Steals.....	4th (8.6)
Turnover Margin.....	4th (+1.0)
Assist to Turnover Ratio.....	11th (0.8)

INDIVIDUAL	
Scoring.....	2nd - Maggie Lucas (21.5) 12th - Ariel Edwards (14.9)
Rebounding.....	T-9th - Talia East (7.5) 20th - Tori Waldner (5.8)
FG Percentage.....	5th - Talia East (.528)
Assists.....	5th - Dara Taylor (4.9)
FT Percentage.....	1st - Maggie Lucas (.959) 8th - Ariel Edwards (.836)
Steals.....	1st - Dara Taylor (2.9) 7th - Maggie Lucas (1.9)
3FG Percentage.....	14th - Maggie Lucas (.368)
3FG Made.....	7th - Maggie Lucas (2.3)
Blocked Shots.....	T-9th - Talia East (1.4) 12th - Tori Waldner (1.3)
Assist-to-TO Ratio.....	8th - Dara Taylor (1.5)
Off. Reb.	T-5th - Talia East (2.5)
Def. Reb.	12th - Talia East (5.0)
Minutes Played.....	9th - Maggie Lucas (34.6)

MUCH ADO ABOUT MAGGIE, PART 1

LUCAS RISES ON BIG TEN SCORING LIST

- **Maggie Lucas** became the 18th player in Big Ten history to reach 2,000 points at Georgetown on Dec. 8.
- With 26 tallies against Northwestern on Feb. 20, Lucas moved into fourth place on the Big Ten's career scoring list with 2,439 points.
- Lucas broke a tie for fourth place with Purdue's MaChelle Joseph (2,405; 1989-92) in conference history with her effort against Nebraska.
- Lucas needs 139 points to move into a tie for third place with Ohio State's Katie Smith (2,578; 1993-96).

NEW FREEBIES QUEEN

- With seven free throws made against Northwestern on Feb. 20, Maggie Lucas broke the Penn State career free throws record.
- Her 527 career makes from the charity stripe break the 29-year old record of 512 previously set by post player Kahadeejah Herbert from 1982-85.
- Lucas is on pace to break the single-season free throws record with 165 freebies this season.
- She is currently second on the single-season chart and needs 11 makes from the charity stripe to break Tyra Grant's record of 176 free throws made during the 2009-10 season.
- Lucas will also finish her career fourth on Penn State's career free throws attempted list with 580.

MORE LUCAS SCORING PROWESS

- **Maggie Lucas** added her name to another exclusive scoring list with 32 tallies at Indiana on Feb. 13 to become the third player in school history with four seasons of 500 or more points.
- Lucas joins fellow 2,000-point scorers Kelly Mazzante and Susan Robinson as the only Lady Lions to accomplish the feat.
- Lucas is eighth on Penn State's single-season scoring list with 601 tallies this season.
- She needs 32 points to tie Susan Robinson (633; 1989-90) for seventh place.
- Lucas is just the second player in school history (Kelly Mazzante) with three seasons of 600 or more points.

LUCAS IN THE NCAA BOOKS

- **Maggie Lucas** has also etched her name into the NCAA record books in several categories.
- Her .959 free throw percentage this season is just shy of the NCAA single-season record, currently held by former Lady Lion Adrienne Squire (.964 [80-83] in 2006).
- Lucas' 35 consecutive free throws made earlier this season are 28th on the NCAA's all-time list.
- She also ranks seventh in career free throw percentage in NCAA history with a .909 mark.
- She is the NCAA's active career free throw percentage leader for all divisions.
- Lucas currently sits 13th on the NCAA's career three-pointers list.
- She currently sits 67th on the NCAA's all-time scoring list.

LUCAS LOOKING FOR LONG RANGE RECORD

- Senior guard **Maggie Lucas** ranks second in Big Ten and Penn State history in three-point field goals made.
- Lucas has 356 triples in her collegiate career, needing only one triple to tie Kelly Mazzante's Big Ten and Penn State record of 357 three-pointers.
- Lucas is just the second player in Big Ten history and 45th player in NCAA Division I history with 300 career three-pointers.
- With four triples against Fordham on Nov. 10, Lucas passed Michigan State's Lindsey Bowen (294) for second place on the Big Ten's career chart.
- Lucas currently ranks 13th on the NCAA's career three-pointers list.
- Last season, Lucas tied the NCAA record for consecutive games with a made three-pointer in a season with 32.
- Lucas had her streak of consecutive games with a three-pointer snapped against Alcorn State on Dec. 22 at 45 games, which was a school record.
- For her career, Lucas has connected on 41.9% of her shots from downtown, which ranks third in school history overall and second among Lady Lions with 75 or more career attempts.



MUCH ADO ABOUT MAGGIE, PART 2

LUCAS JOINS EXCLUSIVE CLUB

- With six rebounds at Indiana on Feb. 13, senior guard **Maggie Lucas** did something that no other Lady Lion has every accomplished and something that only six players in Big Ten history have done.
- Lucas is the only player in program history with 2,000 points, 500 rebounds, 250 assists and 200 steals.
- Joining Lucas as the Big Ten players to accomplish the feat are Wisconsin's Jolene Anderson (2,312 p, 848 r, 409 a, 242 s), Minnesota's Lindsay Whalen (2,285 p, 559 r, 578 a, 235 s), Purdue's Stephanie White (2,181 p, 667 r, 578 a, 277 s), Minnesota's Laura Coenen (2,097 p, 1,028 r, 255 a, 290 s) and Ohio State's Tayler Hill (2,015 p, 509 r, 346 a, 240 s).

LUCAS ADDS NAME TO 500-REBOUND LIST

- With six rebounds at Indiana on Feb. 13, senior guard **Maggie Lucas** became the 29th player in Penn State history to join the 500-rebound club.
- Lucas has 518 career boards.
- She ranks 29th in program history in caroms and needs eight boards to move into a tie with Adrië DeVries (526; 1987-90) for 28th spot.
- Lucas is the fourth player in program history with 2,000 points and 500 rebounds.

LUCAS HELPS OUT

- With three assists against Minnesota on Jan. 26, senior guard **Maggie Lucas** surpassed the 250-assist mark for her career.
- Lucas is the 17th player in program history to reach the 250-assist plateau.
- She is 15th in Penn State history with 278 career helpers after dishing out four assist against Michigan on March 1, which is where she will finish her career.

LUCAS HITS 200 THEFTS

- With a pair of steals at Iowa on Jan. 5, **Maggie Lucas** became the 14th player in school history to swipe 200 career steals.
- With four thefts against Northwestern on Feb. 20, Lucas moved up two spots into 10th place with 228 career thefts, passing Kahadeejah Herbert (224; 1982-85) and Tanya Garner (223; 1987-91) for the positions.
- She needs 19 steals to move into a tie for ninth with Corinne Gulas (247; 1980-81).
- Lucas is the third player in school history to amass 2,000 points and 200 steals, joining Kelly Mazzante (2001-04; 2,919 points, 289 steals) and Kahadeejah Herbert (1982-85; 2,025 points, 224 steals).

FEELING CHARITABLE

- Senior guard **Maggie Lucas** had her consecutive free throws string snapped at 35 with a miss against Minnesota on Jan. 26.
- She has had streaks of 25, 35, 25, 30, 30 (dating back to 2013) consecutive free throws made at various points this season.
- Lucas was 10-for-10 from the free throw line at Illinois for her third perfect performance from the free throw line with 10 or more attempts this season (16-for-16 vs. St. Francis; 11-for-11 vs. Alcorn State), making her the first player in school history to accomplish the feat.
- She is hitting on 95.9% of her shots from the free throw line, which leads NCAA Division I.
- Lucas has made 174 of her last 181 attempts from the charity stripe.
- Lucas tied the school record for free throw percentage in a game (min. 15 attempts) with a perfect 16-for-16 mark from the line against St. Francis (Pa.) in the home opener Nov. 8.
- She equaled the mark also held by Jess Strom (15-15; Minnesota, 1/30/05) and Brianna O'Rourke (15-15; Duke, 12/2/07).
- Lucas' 16 freebies are a Bryce Jordan Center record, breaking the record of 15 held by Strom and O'Rourke.

MAGGIE MOVES UP CAREER SCORING LIST

- Senior guard **Maggie Lucas** moved into second place on Penn State's all-time scoring chart, which is where she will finish her career, with her 23-point night at Purdue on Jan. 30.
- With 2,439 points, Lucas moved past Susan Robinson (2,253; 1989-92) for second place.
- Kelly Mazzante holds the Penn State and Big Ten career scoring records with an astounding 2,919.
- With 32 tallies at Indiana on Feb. 13, Lucas moved into second place on Penn State's all-time 30-point games chart with her seventh career contest with 30 or more tallies.

LUCAS LOADING UP ON FREEBIES RECORDS

- In addition to her scoring and three-point prowess, senior guard **Maggie Lucas** has also etched her name into the free throw career charts.
- The Narberth, Pa. native sits atop the career free throw percentage list with an .909 mark.
- Her free throw percentage also ranks first in Big Ten history and seventh in NCAA history.
- Lucas is also the program record holder with 527 free throws made and is fourth with 580 career attempts.

NEWEST 2,000-POINT CLUBBER

- Senior **Maggie Lucas** became the fifth player in Penn State history to score 2,000 career points with a 30-point performance at Georgetown on Dec. 8.
- Lucas joins Kelly Mazzante (2,919; 2001-04), Susan Robinson (2,253; 1989-92), Tyra Grant (2,044; 2007-10) and Kahadeejah Herbert (2,025; 1982-85) in the program's 2,000-point club.
- The Narberth, Pa. native is the second 2,000-point scorer in Penn State history to play under Coquese Washington (Grant).

LUCAS FINALIST FOR SENIOR CLASS AWARD

- **Maggie Lucas** has been selected as one of the 10 finalists for the 2013-14 Senior CLASS Award, given to the student-athletes that have notable achievements in four areas of excellence – community, classroom, character and competition.
- Fan voting is now open and will run through March 24 on seniorclassaward.com.
- An acronym for Celebrating Loyalty and Achievement for Staying in School®, the Senior CLASS Award focuses on the total student-athlete and encourages students to use their platform in athletics to make a positive impact as leaders in their communities.
- The finalists were chosen by national media from the list of 30 men's candidates and 30 women's candidates announced in October.
- Nationwide fan voting begins immediately to help select the winner.

LUCAS NAMED TO WATCH LISTS

- Senior guard **Maggie Lucas** has been named to the John R. Wooden Award Midseason Top 20 list and Naismith Trophy Semifinalist chart for the National Player of the Year.
- Lucas is also among the candidates on the Wade Watch list for the WBCA's Wade Trophy for the National Player of the Year.
- She is also one of 16 players on the watch list for the Dawn Staley Award for the nation's top guard.

LUCAS NAMED PLAYER OF THE WEEK

- Senior guard **Maggie Lucas** was selected as the Big Ten Co-Player of the Week for the week-ending Jan. 27 after averaging 21.5 points, 5.5 rebounds and 2.5 assists in two Lady Lion wins over Indiana and Minnesota.
- She shared the honor with Purdue's Liza Clemons.
- It is the fifth career Big Ten Player of the Week honor for Lucas.
- Lucas opened the week with 18 points and eight rebounds in the 65-52 win over Indiana.



THE LAST TIME PENN STATE...

SCORING

Player scored 20 points: vs. Michigan (21, Ariel Edwards), 3/1/14
 Player scored 25 points: vs. Northwestern (26, Maggie Lucas), 2/20/14
 Player scored 30 points: at Indiana (32, Maggie Lucas), 2/13/14
 Player scored 35 points: vs. Georgetown (39, Maggie Lucas), 12/9/12
 Player scored 40 points: vs. Minnesota (49, Kelly Mazzante), 12/28/01
 Two players scored 20 points: at Purdue (23, Maggie Lucas; 21, Ariel Edwards), 1/30/14
 Three players scored 20 pts.: at Nevada (26, Maggie Lucas; 23, Alex Bentley; 21, Zhaque Gray), 11/26/11
 Two players scored 25 points: at Boston College (28, Alex Bentley; 28, Maggie Lucas), 12/2/10
 Player scored 25 points/3 consecutive games: Maggie Lucas (32, at Indiana, 2/13/14; 25 vs. Wisconsin, 2/16/14; 26 vs. Northwestern, 2/20/14)
 Five in double figures: at Northwestern (19, Maggie Lucas; 15, Ariel Edwards; 11, Dara Taylor; 11, Talia East; 11, Peyton Whitted), 2/2/14
 Six in double figures: at Oakland (15, Alex Bentley; 16, Ariel Edwards; 16, Zhaque Gray; 13, Maggie Lucas; 10, Mia Nickson; 10, Gizelle Studevent; 10, Julia Trogele), 11/18/10
 Seven in double figures: at Oakland (15, Alex Bentley; 16, Ariel Edwards; 16, Zhaque Gray; 13, Maggie Lucas; 10, Mia Nickson; 10, Gizelle Studevent; 10, Julia Trogele), 11/18/10
 PSU scored 50 points in a half: at Illinois (51, second half), 1/9/14
 PSU scored 50 points in both halves: vs. St. Francis (Pa.) (55, first half; 62, second half), 11/8/13
 PSU scored 55 points in a half: vs. St. Francis (Pa.) (55, first half; 62, second half), 11/8/13
 PSU scored 60 points in a half: vs. St. Francis (Pa.) (62, second half), 11/8/13
 PSU scored 100 points: vs. St. Francis (Pa.) (W, 117-77), 11/8/13
 PSU scored 100 points in Big Ten game: vs. Illinois (W, 101-80), 2/15/01
 PSU scored 100 points in a home game: vs. St. Francis (Pa.) (W, 117-77), 11/8/13
 PSU scored fewer than 15 points in a half: vs. Wisconsin (13, first half), 2/25/10
 PSU scored fewer than 20 points in a half: vs. Michigan State (19, first half), 3/9/13
 PSU scored fewer than 40 points in a game: vs. Wisconsin (L, 39-71), 2/25/10
 PSU scored fewer than 50 points in a game: vs. Michigan State (L, 46-54), 3/9/13
 PSU scored fewer than 50 points in a Big Ten game: vs. Purdue (L, 49-60), 2/24/11
 OPP scored 50 points in a half: at Nebraska (52, first half), 2/24/14
 OPP scored 100 points: at Boston College (Lot, 113-104), 12/2/10
 OPP scored fewer than 20 points in a game: at Dickinson (W, 57-16), 3/6/71
 OPP scored fewer than 30 points in a game: vs. Virginia Tech (W, 66-28), 12/6/11
 OPP scored fewer than 40 points in a game: vs. Wisconsin (W, 84-40), 1/17/13
 OPP scored fewer than 50 points in a game: vs. Ohio State (W, 66-42), 1/16/14
 OPP scored fewer than 50 points in a Big Ten game: vs. Ohio State (W, 66-42), 1/16/14

FIELD GOAL SHOOTING

Player made every shot from the field (min. 7): vs. Michigan St. (Amanda Brown, 8-8), 1/25/07
 PSU shot 55% or better in a game: vs. Illinois (.611), 2/20/13
 PSU shot 55% or better in consecutive games: vs. Northwestern (.682), 3/2/96; vs. Ohio St. (.585), 3/3/96
 PSU shot 60% in a game: vs. Illinois (.611), 2/20/13
 PSU shot below 25% in a game: vs. Michigan State (.224), 3/9/13
 PSU shot below 30% in a game: vs. Michigan State (.224), 3/9/13
 PSU shot below 35% in a game and won: vs. Michigan State (.333), 1/19/14
 PSU shot below 30% in a game and won: vs. Northwestern (.299), 1/3/13
 PSU shot 55% in a half: vs. Michigan (.565, second half), 3/1/14
 PSU shot 60% in a half: at Illinois (.630, second half), 1/9/14
 PSU shot 65% in a half: at Georgetown (.680, second half), 12/8/13
 PSU shot 70% in a half: vs. Virginia Tech (.714, second half), 12/6/11
 PSU shot 55% in both halves: vs. Illinois (.586, first half; .640, second half), 2/20/13
 PSU shot 20% or below in a half: vs. Michigan State (.200, first half), 3/9/13
 PSU shot below 25% in a half: at Georgetown (.206, first half), 12/8/13

THREE-POINT SHOOTING

Player made every shot from the field (min. 4): at Bucknell (4-4, Maggie Lucas), 12/21/11
 Player made 4 three-pointers in a half: vs. Connecticut (4 in the second, Maggie Lucas), 11/17/13
 Player made 5 three-pointers in a half: vs. Michigan State (5 in the second, Maggie Lucas), 3/9/13
 Player made 6 three-pointers in a half: vs. Michigan State (5 in the second, Maggie Lucas), 3/9/13
 Player made 5 three-pointers in a game: vs. Northwestern (5, Maggie Lucas), 2/20/14
 Player made 6 three-pointers in a game: vs. Michigan State (7, Maggie Lucas), 3/9/13
 Player made 7 three-pointers in a game: vs. Michigan State (7, Maggie Lucas), 3/9/13
 Player made 8 three-pointers in a game: at Nebraska (8, Maggie Lucas), 3/3/13
 Player attempted 10 three-pointers in a game: at Illinois (11, Maggie Lucas), 1/9/14
 PSU made 10 three-pointers: vs. North Carolina (14), 11/30/11
 PSU did not make a three-pointer: vs. Hartford (0-8), 12/29/13
 PSU attempted 20 three-pointers: vs. Connecticut (21), 11/17/13
 PSU shot 60% 3FG (min. 5 att.): vs. Illinois (.667; 6-9), 2/20/13

FREE THROW SHOOTING

Player made every shot from FT line (min. 10): at Illinois (10-10, Maggie Lucas), 1/9/14
 PSU shot 90% (min. 10 att.): vs. Michigan (18-19, .947), 3/1/14
 PSU shot below 50% (min. 10 att.): at Purdue (8-21, .381), 1/30/14
 PSU made 30 free throws: vs. St. Francis (Pa.) (37), 11/8/13
 PSU made fewer than five FTs: at Michigan (3), 2/3/11
 PSU attempted 40 free throws: vs. St. Francis (Pa.) (43), 11/8/13
 PSU attempted fewer than five FTs: at Michigan (4), 2/3/11

REBOUNDS

Player had 15 rebounds: at LSU (16, Nikki Greene), 3/26/13
 Player had 20 rebounds: at Cal State Northridge (20, Nikki Greene), 11/24/12
 Two players with double-digit rebs.: at Illinois (11, Ariel Edwards; 10, Peyton Whitted), 1/9/14
 Three players had double-digit rebounds: vs. Ohio State (15, Nikki Greene; 15, Mia Nickson; 10, Maggie Lucas), 2/20/12
 PSU had 60 rebounds: vs. Ohio State (60), 2/20/12
 PSU had 50 rebounds: vs. Indiana (54), 1/22/14
 PSU had 20 or fewer rebounds: vs. Michigan State (20), 1/19/03
 OPP had 20 or fewer rebounds: at Indiana (20), 2/13/11
 PSU had 20 offensive rebounds: vs. Ohio State (20), 1/16/14
 PSU had 25 offensive rebounds: vs. Ohio State (29), 2/20/12

ASSISTS

Player had 10 assists: vs. Minnesota (10, Dara Taylor), 1/26/14
 Player had 10 assists/consecutive games: Helen Darling (12 at LaSalle, 12/8/99; 11 vs. Auburn, 12/11/99; 10 vs. Clemson, 12/19/99)
 Player had 15 assists: vs. North Carolina (15, Alex Bentley), 11/30/11
 PSU had 30 assists: vs. St. Francis (Pa.) (32), 12/2/99
 PSU had fewer than 10 assists: at Illinois (9), 1/9/14
 PSU had fewer than 5 assists: at Michigan State (4), 2/4/10

BLOCKED SHOTS

Player blocked 5 shots: vs. Northwestern (5, Tori Waldner), 2/20/14
 Player blocked 6 shots: vs. Purdue (7, Talia East), 1/12/14
 PSU blocked 10 shots: vs. Purdue (14), 1/12/14
 PSU blocked 0 shots: at Illinois, 1/9/14

STEALS

Player had 7 steals: vs. Alcorn State (7, Dara Taylor), 12/22/13
 Player had 8 steals: vs. NJIT (8, Alex Bentley), 12/23/12
 PSU had 20 steals: vs. Bucknell (21), 12/28/10

TURNOVERS

PSU committed 25 or more: at Illinois (27), 1/9/14
 PSU committed 25 or more and won: at Illinois (27), 1/9/14
 PSU committed 10 or fewer: vs. Wisconsin (7), 2/16/14
 PSU committed 10 or fewer in consecutive games: vs. Minnesota (9), 1/22/04; at Ohio St. (9), 1/25/04
 OPP committed 25 or more: vs. Oregon State (26), 11/30/13

DOUBLE-DOUBLES

Points & rebounds: vs. Wisconsin (Ariel Edwards, 16 points, 10 rebounds), 2/16/14
 Points & rebounds/consecutive games: Nikki Greene (12 points, 10 rebounds vs. Ohio State, 1/30/11; 16 points, 14 rebounds at Illinois, 1/27/11)
 Points & rebounds/3 consecutive games: Amanda Brown (19 pts., 17 rebs. at Northwestern, 2/11/07; 14 pts., 10 rebs. vs. Minnesota, 2/15/07; 14 pts., 11 rebs. at Iowa, 2/18/07)
 Points & rebounds/4 consecutive games: Angie Potthoff (vs. Northwestern, 1/31/97; at Illinois, 2/2/97; vs. Michigan, 2/7/97; vs. Indiana, 2/9/97; vs. Iowa, 2/16/97; vs. Michigan State, 2/21/97)
 Points & rebounds/5 consecutive games: Angie Potthoff (vs. Northwestern, 1/31/97; at Illinois, 2/2/97; vs. Michigan, 2/7/97; vs. Indiana, 2/9/97; vs. Iowa, 2/16/97; vs. Michigan State, 2/21/97)
 Points & assists: vs. Minnesota (Dara Taylor, 15 points, 10 assists), 1/26/14
 Points & assists/consecutive games: Helen Darling (12 pts., 12 assts. at La Salle, 12/8/99; 10 pts., 11 assts. vs. Auburn, 12/11/99)
 Two players had double-doubles: vs. Ohio State (Nikki Greene, 25 pts., 15 rebs.; Mia Nickson, 18 pts., 15 rebs.; Maggie Lucas, 12 pts., 10 rebs.), 2/20/12
 Three players had double-doubles: vs. Ohio State (Nikki Greene, 25 pts., 15 rebs.; Mia Nickson, 18 pts., 15 rebs.; Maggie Lucas, 12 pts., 10 rebs.), 2/20/12
 15 points & 15 rebounds: at LSU (Nikki Greene, 16 pts., 16 rebs), 3/26/13
 20 points and 10 rebounds: at Illinois (Ariel Edwards, 20 pts., 11 rebs.), 1/9/14

MARGIN OF VICTORY

PSU won by 20-30 points: at Ohio State (20), 2/9/14
 PSU won by 20-30 points in a Big Ten game: at Ohio State (20), 2/9/14
 PSU won consecutive Big Ten games by 20+ pts.: vs. Wisconsin (44), 1/17/13; vs. Nebraska (22), 1/13/13; at Michigan St. (21), 1/6/13
 PSU won by 31-40 points: vs. Bucknell (43), 11/20/13
 PSU won by 41-50 points: vs. Bucknell (43), 11/20/13
 PSU won by 51+ points: vs. Fairleigh Dickinson (57), 12/2/12
 PSU lost by 20-30 points: at Nebraska (20; 94-74), 2/24/14
 PSU lost by 20-30 points in a Big Ten game: at Nebraska (20; 94-74), 2/24/14
 PSU lost by 31+ points: vs. Wisconsin (32), 2/25/10

MISCELLANEOUS

Led PSU in points/rebounds/assists: Tyra Grant vs. Michigan (25 pts., 9 rebs., 4 asst.), 2/18/10
 Hit "final seconds" (under 10 seconds) game-winning shot: Julia Trogele at Illinois (9 sec.), 1/27/11
 Hit "final minute" game-winning shot: Alex Bentley at Minnesota (3-pr. with :38.9 remaining), 2/5/12
 Player played every minute: at Nebraska (Dara Taylor), 2/24/14
 Player played more than 40 min.: at Dayton (Alex Bentley, 46; Zhaque Gray, 44; Mia Nickson, 41), 11/12/10
 Committed 10 or fewer fouls: vs. Virginia Tech (9), 12/6/11
 Committed 30 or more fouls: vs. Iowa State (32), 11/25/11
 PSU rallied from a 10-pt. deficit to win: at Illinois (down by 12 at 12:46 in 1st half, won 82-76), 1/9/14
 PSU rallied from a 15-pt. deficit to win: at CS-Northridge (down by 17 at 5:52 in 1st half, won 85-73), 11/24/12
 PSU had a 5-game winning streak: 6 games, 1/16/14-2/2/14
 PSU had a 10-game winning streak: 11 games, 12/9/12 - 1/27/13
 PSU had a 5-game losing streak: 6 games, 1/28/10 - 2/14/10
 PSU went undefeated at home: 2012-13 season
 PSU sold out the BJC: Purdue, 2/29/04

OVERTIME

PSU played an OT game: at Boston College (L, 113-104), 12/2/10
 PSU won an OT game: at Oakland (96-89), 11/18/10
 PSU lost an OT game: at Boston College (L, 113-104), 12/2/10
 PSU played two or more OT games in a season: 2010-11 season (three)
 PSU won two or more OT games in a season: 2010-11 season (two)

RANKINGS

Played the No. 1 team in the AP poll: vs. Connecticut (L, 71-52), 11/17/13
 Played the No. 1 team in the Coaches poll: vs. Connecticut (L, 71-52), 11/17/13
 Defeated the No. 1 team in the AP poll: at Virginia (73-71), 1/3/91
 Defeated Top 10 opponent: vs. #8/11 Ohio State (84-66), 2/20/12
 Defeated Top 10 opponent on the road: at #7 Purdue (47-42), 1/2/04
 Defeated Top 10 opponent by double digits: vs. #8/11 Ohio State (84-66), 2/20/12
 Played consecutive Top 10 teams: at #2/3 Texas 11/14/04, at #6/6 Duke 11/19/04
 Defeated Top 25 opponent: at #16/19 Purdue (75-72), 1/30/14
 Defeated Top 25 opponent on the road: at #16/19 Purdue (75-72), 1/30/14
 Defeated Top 25 opponent by double digits: at #23/22 Iowa (87-71), 1/5/14



DARA DISHES

- Senior guard **Dara Taylor** surpassed the 200-assist milestone for her Penn State career at Purdue on Jan. 30.
- Taylor is the 30th player in school history to accomplish the feat, but did so in just two years.
- With 244 helpers in her Penn State career, Taylor is 19th in program history, breaking a tie with Kelly Mazzante (237; 2000-04) with her seven-assist effort against Michigan on March 1.
- Taylor needs three helpers to tie Sue Martin (247; 1976-80) for 18th position.
- For her collegiate career, Taylor has 486 helpers.

BOUNCEBACK-ABILITY

- Penn State has shown that it is resilient after a loss. The Lady Lions have won their last 20 games following a loss, dating back to the 2010-11 season.
- The Lady Lions last lost consecutive games on Feb. 17 and Feb. 24, 2011, which is the only time this senior class has lost consecutive games in their career.
- PSU is 6-0 in games after a loss this season.

POLLING AROUND

- The Lions fell one spot to 12th in the Feb. 25 USA Today Sports Coaches' Poll.
- Penn State moved up one position in the Feb. 24 Associated Press Poll to a season-high eighth in the country.
- This is the third-straight season that the Lady Lions have started the season ranked.

DUO BLOCKING THE LANE

- Senior center **Talia East** and junior center **Tori Waldner** have made it tough for opponents to find success in the lane as the pair have moved into the Top 20 in school history in blocks.
- East moved into eighth place in program history with four rejections against Michigan on March 1.
- She has 97 career rejections.
- With her performance against the Wolverines, East passed Jess Brungo (94, 2001-04) for the eighth position, which is where she will finish her career.
- East needs three blocks to become the eighth player in school history with 100 rejections.
- With one block versus Michigan on Mar. 1, Waldner moved into a tie for 12th place on the PSU chart with 87 career rejections.
- She is currently tied with Reicina Russell (87; 2003-04) and Vicki Link (87; 1984-87) for 12th spot.
- Waldner needs two blocks to tie Kathy Phillips (89; 1989-92) for 11th place.

FOURTH-STRAIGHT 20-WIN SEASON

- With a 78-68 victory over Wisconsin on Feb. 16, the Lady Lions posted their fourth consecutive 20-win season.
- This is the 26th season 20-win season in the program's 50-year history.
- The win also marked the 10th home win of the season, giving the Lions four-straight 10-win home slates.

FABULOUS SENIOR CLASS

- The senior class of **Maggie Lucas**, **Ariel Edwards** and **Talia East** is becoming one of the winningest classes in Penn State history.
- The trio has won 99 games in their four years in the Blue & White, which are the third-most wins by a class in Penn State history.
- With a win over Northwestern on Feb. 20, the group broke a tie with the Class of 1985 and Class of 1986, which won 97 games, with the win over Northwestern. The Class of 1985 featured Kahadeejah Herbert and Carol Fultz, while the Class of 1986 featured Joanie O'Brien and Patti Longenecker.
- Next up on the list for the senior group is the Class of 1995 that featured Carla Coleman, Katina Mack and Missy Masley, which won 100 games.
- The fourth member of the senior class, **Dara Taylor**, has been on the roster for 74 of those wins after transferring from Maryland after her sophomore season.

Penn State Winningest Classes

1.	103-18	.851	1990-91 to 1993-94
2.	100-21	.826	1991-92 to 1994-95
3.	99-29	.773	2010-11 to 2013-14
4.	97-30	.764	1981-82 to 1984-85
	97-32	.752	1982-83 to 1985-86

MILESTONE WATCH

Milestone	Player	Current Total
2,500 points	Maggie Lucas	2,439
1,000 points	Ariel Edwards	968
800 points	Dara Taylor (career)	789
600 points	Dara Taylor (PSU)	547
500 points	Talia East	416
300 points	Tori Waldner	256
200 points	Candice Agee	145
	Kaliyah Mitchell	132
600 rebounds	Maggie Lucas	518
500 rebounds	Talia East	498
	Ariel Edwards	452
400 rebounds	Dara Taylor (career)	333
	Tori Waldner	312
200 rebounds	Candice Agee	118
	Kaliyah Mitchell	123
100 rebounds	Alex Harris	96
500 assists	Dara Taylor (career)	486
300 assists	Maggie Lucas	278
250 assists	Dara Taylor (PSU)	244
150 assists	Ariel Edwards	135
250 steals	Dara Taylor (career)	233
	Maggie Lucas	228
200 steals	Dara Taylor (PSU)	158
100 steals	Ariel Edwards	72
100 blocks	Talia East	97
	Tori Waldner	87
375 3-pointers	Maggie Lucas	356
50 3-pointers	Ariel Edwards	43

Milestone Reached

Milestone	Player	Reached
400 points	Talia East	2/24
2,400 points	Maggie Lucas	2/20
300 rebounds	Tori Waldner	2/20
350 3-pointers	Maggie Lucas	2/20
900 points	Ariel Edwards	2/16
150 steals	Dara Taylor (PSU)	2/16
500 points	Dara Taylor (PSU)	2/13
500 rebounds	Maggie Lucas	2/13
100 rebounds	Kaliyah Mitchell	2/13
2,300 points	Maggie Lucas	2/9
100 points	Kaliyah Mitchell	2/2
400 rebounds	Ariel Edwards	2/2
700 points	Dara Taylor (career)	1/30
200 assists	Dara Taylor (PSU)	1/30
300 rebounds	Dara Taylor (career)	1/26
250 assists	Maggie Lucas	1/26
2,100 points	Maggie Lucas	1/22
400 points	Talia East	1/19
200 steals	Dara Taylor (career)	1/19
75 blocks	Tori Waldner	1/19
400 rebounds	Ariel Edwards	1/16
400 points	Dara Taylor (PSU)	1/12
75 blocks	Talia East	1/12
2,100 points	Maggie Lucas	1/5
200 steals	Maggie Lucas	1/5
600 points	Dara Taylor (career)	12/29
400 assists	Dara Taylor (career)	12/22
2,000 points	Maggie Lucas	12/8
300 3-pointers	Maggie Lucas	11/17



PENN STATE RECORD BOOK

SCORING - CAREER

1. 2,919 Kelly Mazzante, 2001-04
2. **2,439 MAGGIE LUCAS, 2011-PRES.**
3. 2,253 Susan Robinson, 1989-92
4. 2,044 Tyra Grant, 2007-10
5. 2,025 Kahadeejah Herbert, 1982-85

3-POINT FIELD GOALS MADE - CAREER

1. 357 Kelly Mazzante, 2001-04
2. **356 MAGGIE LUCAS, 2011-PRES.**
3. 230 Lisa Shepherd, 1998-01

3-POINT FGS ATTEMPTED - CAREER

1. 1,019 Kelly Mazzante, 2001-04
2. **849 MAGGIE LUCAS, 2011-PRES.**
3. 583 Lisa Shepherd, 1998-01

3-POINT FG PERCENTAGE - CAREER

1. .548 (34-62) Lisa Faloon, 1984-87
2. .421 (118-280) Tanya Garner, 1988-91
3. **.419 (356-849) MAGGIE LUCAS, 2011-PRES.**
4. .406 (26-64) Julia Trogele, 2008-11
5. .400 (34-85) Susan Robinson, 1989-92

BLOCKS - CAREER

1. 268 Kim Calhoun, 1993-96
-
8. **97 TALIA EAST, 2011-PRES.**
 9. 94 Jess Brungo, 2001-04
 10. 92 Bethany Collins, 1985-88
 11. 89 Kathy Phillips, 1989-92
 12. **87 TORI WALDNER, 2012-PRES.**
 - 87 Reicina Russell, 2003-04
 - 87 Vicki Link, 1984-87
 15. 81 Kahadeejah Herbert, 1982-85

FIELD GOALS MADE - CAREER

1. 1,051 Kelly Mazzante, 2001-04
2. 866 Susan Robinson, 1989-92
3. **778 MAGGIE LUCAS, 2011-PRES.**
4. 771 Tanisha Wright, 2002-05
5. 757 Kahadeejah Herbert, 1982-85

FIELD GOALS ATTEMPTED - CAREER

1. 2,430 Kelly Mazzante, 2001-04
2. **1,836 MAGGIE LUCAS, 2011-PRES.**
3. 1,755 Tyra Grant, 2007-10
4. 1,685 Alex Bentley, 2010-13
5. 1,672 Susan Robinson, 1989-92

FREE THROWS MADE - CAREER

1. **527 MAGGIE LUCAS, 2011-PRES.**
2. 512 Kahadeejah Herbert, 1982-85
3. 491 Tyra Grant, 2007-10
4. 487 Susan Robinson, 1989-92
5. 478 Helen Darling, 1997-00

FREE THROW ATTEMPTS - CAREER

1. 720 Kahadeejah Herbert, 1982-85
2. 661 Tyra Grant, 2007-10
3. 658 Helen Darling, 1997-00
4. **580 MAGGIE LUCAS, 2011-PRES.**
5. 562 Kelly Mazzante, 2001-04
6. 557 Susan Robinson, 1989-92
7. 552 Tanisha Wright, 2002-05

FREE THROW PERCENTAGE - CAREER

1. **.909 (527-580) MAGGIE LUCAS, 2011-PRES.**
2. .874 (487-557) Susan Robinson, 1989-92
3. .841 (387-460) Jess Strom, 2002-05
4. .841 (254-302) Kam Gissendanner, 2006-08
5. .819 (460-562) Kelly Mazzante, 2001-04

STEALS - CAREER

1. 507 Suzie McConnell, 1985-88
-
8. 257 Nancy Kuhl, 1975-79
 9. 247 Corinne Gulas, 1980-81
 10. **228 MAGGIE LUCAS, 2011-PRES.**
 11. 224 Kahadeejah Herbert, 1982-85
 12. 223 Tanya Garner, 1987-91
 13. 217 Carol Walderman, 1981-83
 14. 215 Sue Martin, 1976-80
 15. 196 Brianne O'Rourke, 2006-09

ASSISTS - CAREER

1. 1,307* Suzie McConnell, 1984-88
-
13. 323 Tiffany Longworth, 1994-97
 14. 318 Carol Walderman, 1981-83
 15. **278 MAGGIE LUCAS, 2011-PRES.**
 16. 277 Joanie O'Brien, 1983-86
 17. 263 Lisa Shepherd, 1998-01
 18. 247 Sue Martin, 1976-80
 19. **244 DARA TAYLOR, 2013-PRES.**
 20. 237 Kelly Mazzante, 2001-04

REBOUNDS - CAREER

1. 1,103 Kahadeejah Herbert, 1982-85
-
22. 598 Helen Holloway, 1991-94
 23. 595 Sue Martin, 1977-80
 24. 583 Kim Calhoun, 1993-96
 25. 563 Kelly Mazzante, 2001-04
 26. 531 Lorraine McGirt, 1983-85
 27. 530 Ashli Schwab, 2002-05
 28. 526 Adrie DeVries, 1987-90
 29. **518 MAGGIE LUCAS, 2011-PRES.**

- **498 TALIA EAST, 2011-PRES.**

SCORING - SEASON

1. 872 Kelly Mazzante, 2001-02
2. 837 Kelly Mazzante, 2002-03
3. 682 Suzie McConnell, 1987-88
4. 681 Kelly Mazzante, 2003-04
5. 644 *Maggie Lucas, 2012-13*
6. 642 *Maggie Lucas, 2011-12*
7. 633 Susan Robinson, 1989-90
8. **601 Maggie Lucas, 2013-14**
9. 597 Tyra Grant, 2009-10
10. 594 Kahadeejah Herbert, 1984-85
11. 578 Tanisha Wright, 2004-05
12. 575 Angie Potthoff, 1995-96

FREE THROWS MADE - SEASON

1. 176 Tyra Grant, 2009-10
2. **165 MAGGIE LUCAS, 2013-14**
3. 161 Susan Robinson, 1989-90
4. *156 Maggie Lucas, 2011-12*
- 156 Kahadeejah Herbert, 1984-85
6. 155 Kelly Mazzante, 2002-03
7. 147 Tanisha Wright, 2004-05
8. 146 Helen Darling, 1998-99
- 146 Lisa Shepherd, 2000-01
10. 144 Kelly Mazzante, 2001-02

FREE THROW PERCENTAGE - SEASON

1. .964 (80-83) Adrienne Squire, 2005-06
2. **.959 (165-172) MAGGIE LUCAS, 2013-14**
3. .907 (98-108) Susan Robinson, 1991-92
4. *.900 (126-140) Maggie Lucas, 2012-13*
5. *.886 (156-176) Maggie Lucas, 2011-12*
- .886 (117-132) Susan Robinson, 1990-91

3-POINT FIELD GOALS MADE - SEASON

1. *112 Maggie Lucas, 2010-11*
2. 102 Kelly Mazzante, 2001-02
3. 98 *Maggie Lucas, 2012-13*
- 98 Kelly Mazzante, 2002-03
5. 92 Kelly Mazzante, 2003-04
6. *82 Maggie Lucas, 2011-12*
7. 70 Chrissy Falcone, 1999-00
- 70 Lisa Shepherd, 1999-00
9. 67 Lisa Shepherd, 1998-99
10. 65 Kelly Mazzante, 2000-01

- 64 MAGGIE LUCAS, 2013-14**

as of Mar. 1, 2014



NCAA RECORDS

SCORING - CAREER

1.	3,393	Jackie Stiles, Missouri State	2001
65.	2,449	Caroline Fast, Ohio	1986
66.	2,447	Rachele Fitz, Marist	2010
67.	2,439	MAGGIE LUCAS, PSU	PRESENT
68.	2,421	Tan White, Mississippi State	2005
69.	2,420	Janet Holt, Tennessee Tech	2002
70.	2,417	Jeanine Radice, Fordham	1989

THREE-POINT FIELD GOALS MADE - CAREER

1.	392	Laurie Koehn, Kansas State	2002-05
9.	366	<i>Shoni Schimmel, Louisville</i>	<i>2011-pres.</i>
10.	362	Julie Krommenhoek, Utah	2008-11
11.	361	<i>Aaryn Ellenberg, Oklahoma</i>	<i>2011-pres.</i>
12.	357	Kelly Mazzante, Penn State	2001-04
13.	356	MAGGIE LUCAS, PSU	2011-pres.
14.	350	Brittany Chambers, Kansas St.	2010-13

FREE THROW PERCENTAGE - CAREER

1.	.920	Jacqui Kalin, UNI	2008-13
2.	.916	Shanna Zolman, Tennessee	2003-06
3.	.915	Kandi Brown, Morehead St.	2000-04
4.	.915	Brooke Lassiter, La. Tech	1998-02
5.	.911	Jill Marano, La Salle	2002-05
6.	.910	Elena Delle Donne, Delaware	2010-13
7.	.909	MAGGIE LUCAS, PSU	2011-pres.
8.	.906	Lauren Prochaska, Bowling Gr.	2008-11

CONSECUTIVE FREE THROWS MADE

1.	70	Lauren Prochaska, Bowling Gr.	2011
----	----	-------------------------------	------

28. 35 MAGGIE LUCAS, PSU 2013

FREE THROW PERCENTAGE - SEASON

1.	.964	Adrienne Squire, Penn State	2006
2.	.959	MAGGIE LUCAS, PSU	2013
3.	.957	Shanna Zolman, Tennessee	2004
4.	.955	Jacqui Kalin, UNI	2013
5.	.950	Ginny Doyle, Richmond	1992

THE NCAA TOURNEY RETURNS TO THE BJC

- Penn State has been selected as one of 16 universities to host the 2014 NCAA Women's Basketball Championship First and Second Round games.
- The First Round will take place on Sunday, March 23 at 12:30 and 3 p.m., while the Second Round game will be played on Tuesday, March 25 at 7 p.m.
- This will be Penn State's 15th time hosting the NCAA First and Second Rounds.
- Penn State last hosted the First and Second Rounds in 2011 when the Lady Lions, DePaul, Dayton and Navy competed in the Bryce Jordan Center.
- The Lady Lions have won nine of their last 10 home NCAA Tournament games, posting a 17-5 overall record.

EDWARDS & TAYLOR INCREASE PRODUCTION

- With the graduation of a strong senior class a year ago, **Dara Taylor** and **Ariel Edwards** have stepped in to fill the gaps as both have significantly increased their offensive production from a year ago.
- Taylor is averaging 11.6 points, 4.9 assists and 2.9 steals per game this season, which is up from 7.0 points, 3.4 assists and 2.4 steals a year ago.
- She has also increased her free throw percentage from .623 to .747 as a senior.
- Edwards has also turned in an impressive jump in production, improving her scoring average by seven points (7.9 to 14.9) and rebounding average by more than two and a half boards a game (3.2 to 5.8).

CAREER SEASON IN THE "AIR"

- Senior guard/forward **Ariel Edwards** is having career season for the Lady Lions.
- Edwards surpassed her scoring total from last season (252) just 18 games into the season.
- The 417 points are the most for the Elmont, N.Y., native in a single season.
- Additionally, Edwards has already achieved a personal-best with 163 rebounds, 67 assists, 31 steals and 12 blocks.
- Her previous personal-best for rebounds in a season was 125 as a sophomore.
- Edwards' previous career-high in assists was 32 as a sophomore and she is working on doubling her collegiate total (68 in her first three seasons).
- The senior's previous personal mark for steals in a season was 22, set during her sophomore campaign.
- Her previous season-high for blocks was 10 as a junior.

EAST SEES A BOARD

- Entering her senior season, **Talia East** had five double-digit rebounding performances in her career. In 26 games this season, East has eight games with double figures in the rebounding column.
- East surpassed her rebounding total from all of last season (97) in just 15 contests.
- She has 209 caroms on the season to surpass her career high for rebounds in a season of 173, set during her sophomore season.

BIG TEN RECORDS

SCORING - CAREER

1.	2,919	Kelly Mazzante, PSU	2001-04
2.	2,818	Jantel Lavender, OSU	2008-11
3.	2,578	Katie Smith, OSU	1993-96
4.	2,439	MAGGIE LUCAS, PSU	2011-PRES.
	2,405	MaChelle Joseph, PUR	1989-92
6.	2,312	Jolene Anderson, WIS	2005-08

THREE-POINT FG ATTEMPTS - CAREER

1.	1,019	Kelly Mazzante, PSU	2001-04
2.	849	MAGGIE LUCAS, PSU	2011-pres.
3.	764	Jolene Anderson, WIS	2005-08
4.	742	Jaime Printy, IOWA	2010-13
5.	734	Lindsay Bowen, MSU	2003-06

FREE THROW PERCENTAGE - CAREER

1.	.909	MAGGIE LUCAS, PSU	2011-pres.
2.	.903	<i>Courtney Moses, PUR</i>	<i>2011-pres.</i>
3.	.892	Wendy Ausdemore, IOWA	2006-09
4.	.890	Jamie Printy, IOWA	2010-13
5.	.881	Cyndi Valentin, IND	2003-06

THREE-POINT FIELD GOALS MADE - CAREER

1.	357	Kelly Mazzante, PSU	2001-04
2.	356	MAGGIE LUCAS, PSU	2011-pres.
3.	294	Lindsay Bowen, MSU	2003-06
4.	270	Caity Matter, OSU	2001-05
5.	261	Lindsey Meder, IOWA	1999-02

3-POINT FIELD GOAL PERCENTAGE - CAREER

1.	.428	Brittany Johnson, OSU	2008-11
2.	.425	Jodi Howell, PUR	2006-10
3.	.419	MAGGIE LUCAS, PSU	2011-pres.
4.	.411	Caity Matter, OSU	2001-05
5.	.407	Wendy Ausdemore, IOWA	2006-09
		Kristi Smith, IOWA	2006-09

FREE THROW PERCENTAGE - SEASON

1.	.959	MAGGIE LUCAS, PSU	2013-14
2.	.925	Cyndi Valentin, IND	2003-04
	.925	Jaime Printy, IOWA	2012-13
4.	.908	Kristi Green, IND	1997-98
5.	.902	Cyndi Valentin, IND	2005-06



NATIONAL POLLS

ASSOCIATED PRESS (MAR. 3)

No.	Team (1st)	Rec.	Pts.	LW
1.	Connecticut (36)	30-0	900	1
2.	Notre Dame	29-0	864	2
3.	Louisville	28-2	816	3
4.	Stanford	28-2	802	5
5.	South Carolina	26-3	718	4
6.	Tennessee	24-5	679	10
7.	West Virginia	26-3	668	11
8.	Maryland	24-5	658	9
9.	Baylor	25-4	650	6
10.	Duke	25-5	562	7
11.	PENN STATE	22-6	510	8
12.	Kentucky	22-7	489	12
13.	North Carolina	22-8	481	14
14.	North Carolina State	24-6	409	13
15.	Texas A&M	23-7	396	17
16.	Nebraska	22-6	352	16
17.	Purdue	21-7	343	19
18.	Oklahoma State	22-6	299	15
19.	Michigan State	21-8	242	21
20.	California	21-8	190	18
21.	Gonzaga	26-4	186	22
22.	Middle Tennessee	25-4	142	23
23.	Iowa	23-7	102	25
24.	Rutgers	21-7	49	24
25.	DePaul	23-6	41	NR

Others Receiving Votes: Arizona State 36; Chattanooga 31; Bowling Green 30; Oregon State 30; Brigham Young 7; Syracuse 5; Vanderbilt 4; LSU 4; UTEP 2; James Madison 1; Dayton 1; St. John's 1.

USA TODAY COACHES' TOP 25 (MAR. 4)

No.	Team (1st)	Rec.	Pts.	LW
1.	Connecticut (31)	31-0	799	1
2.	Notre Dame (1)	29-0	769	2
3.	Stanford	28-2	723	4
4.	Louisville	28-3	701	3
5.	Maryland	24-5	627	7
6.	Tennessee	24-5	614	9
7.	South Carolina	26-3	609	5
8.	West Virginia	26-3	597	10
9.	Baylor	25-4	585	5
10.	Duke	25-5	499	8
11.	PENN STATE	22-6	447	12
12.	North Carolina	22-8	439	11
13.	Kentucky	22-7	417	15
14.	Texas A&M	23-7	381	16
15.	Nebraska	22-6	326	13
16.	Purdue	21-7	287	19
17.	North Carolina State	24-6	273	17
18.	Oklahoma State	22-7	241	14
19.	Gonzaga	26-4	239	20
20.	California	21-8	175	18
21.	Iowa State	20-8	135	24
22.	Middle Tennessee	25-4	105	25
23.	Michigan State	21-8	79	NR
24.	Dayton	21-6	73	21
25.	DePaul	23-6	53	NR

Others receiving votes: Oregon State 40; Brigham Young 39; Arizona State 28; Bowling Green 20; LSU 18; Texas 14; Georgia 12; Syracuse 12; UTEP 8; Central Michigan 4; **Iowa 3**; St. John's 3; Chattanooga 2; Rutgers 2; South Florida 1; James Madison 1.

* Bold type indicates 2013-14 Penn State opponent

TAKING ADVANTAGE OF THE FREEBIES

- Whether it is a effect of the new rules in college basketball or a change in style for the Lady Lions, Penn State has shot 101 more free throws in 28 games (524-673) this season than it did in the first 28 games last year (421-572).
- The Lions have also improved on their stroke from the charity stripe, knocking down 77.9% of their shots, which is third in the Big Ten and is ninth in the country.
- One of the main reasons for PSU's success at the free throw line is senior **Maggie Lucas**, who leads NCAA Division I in free throw percentage at a 95.9% clip (165-172).
- Through 28 games this season, Lucas has attempted 44 more shots from the line and made 50 more freebies as compared to last season.
- In 2013-14, Lucas is 165-172 from the free throw line, while in 2012-13, Lucas was 115-128 from the charity stripe through 28 games.

ANOTHER SOLID EFFORT BY ARI

- Senior guard/forward **Ariel Edwards** matched her career high with 24 points at Nebraska on Feb. 24.
- She was efficient on the evening, connecting on 10-for-13 shots from the field, including a 4-for-5 night from three-point range.
- Edwards also had 24 points earlier this season at South Dakota State (12/11/13) and during her junior year against Detroit (11/23/12) in the Cal State Northridge Thanksgiving Tournament.
- The four triples are also a career high.

WALDNER'S WAY

- Junior post **Tori Waldner** was 6-for-11 from the field en route to a career-high 14 points against Northwestern on Feb. 20.
- Waldner's previous personal best was 11, set twice this year against Indiana and UConn.
- She also pulled in nine rebounds, just narrowly missing out on her first career double-double.
- She also tied her career high with five blocks, a feat which she also accomplished against Minnesota on Jan. 24, 2013.

33'S 25s

- **Maggie Lucas** reached the 25-point plateau for three consecutive games with 32 tallies at Indiana (2/13/14), 25 markers versus Wisconsin (2/16/14) and 26 points against Northwestern (2/20/14).
- She is the first player since Kelly Mazzante in Dec. 2003 to accomplish the feat.
- Mazzante had 31 points in back-to-back games against Baylor (12/9/03) and Pittsburgh (12/14/03) and had 29 tallies versus Louisiana Tech (12/21/03).
- Lucas has scored 20 points or more in her last five games, marking the second time in her career that she has done so (junior year).

EDWARDS' EFFORT VERSUS BADGERS

- Senior **Ariel Edwards** posted her third double-double of the season and fourth of her career with 16 points and 10 rebounds in the win over Wisconsin on Feb. 16.
- Edwards also surpassed the 900-point mark for her career against the Badgers.
- She needs 92 points to become the 36th member of Penn State's 1,000-point club.

2014 PINK ZONE AT PENN STATE

- The Eighth Annual Pink Zone at Penn State was held Sunday, Feb. 16 in the Bryce Jordan Center against Wisconsin.
- The Lady Lions honored a Pink Zone-record 698 survivors at halftime that represented 3,499 years and six months of survivorship.
- The preliminary fundraising total for this year's Pink Zone is \$196,364.50, which does not include donations from single-game ticket sales, t-shirt sales or the CharityBuzz.com online auction.
- Last year, the Lady Lions donated a record \$260,000 to breast cancer causes.
- All totaled, the Lady Lions have donated more than \$825,300 for breast cancer research and awareness in the first seven years.
- This year's fundraising efforts will benefit the Mount Nittany Medical Center, Penn State Hershey Cancer Institute, Pennsylvania Breast Cancer Coalition, the Kay Yow Cancer Fund, J.C. Blair Memorial Hospital and Lewistown Hospital.
- For more information on the Pink Zone at Penn State, visit the official Pink Zone website at www.pennsylvaniapinkzone.org.

PSU IN THE POLLS

Week of	AP	Coaches
Preseason	13	15
Nov. 11	13	15
Nov. 18	14	15
Nov. 25	13	14
Dec. 2	10	11
Dec. 9	12	12
Dec. 16	17	18
Dec. 23	15	17
Dec. 30	15	17
Jan. 6	14	15
Jan. 13	16	17
Jan. 20	13	13
Jan. 27	12	13
Feb. 3	9	10
Feb. 10	11	11
Feb. 17	9	11
Feb. 24	8	12
Mar. 3	11	11



BIG TEN ROAD WARRIORS

- The Lady Lions picked up their school-record eighth consecutive Big Ten road win with a 71-63 victory at Indiana on Feb. 13.
- The previous school-record for consecutive Big Ten road wins was seven that took place from Jan. 31, 1999 until Jan. 16, 2000.
- The streak was snapped at Nebraska on Feb. 24 with a 94-74 loss, marking Penn State's first Big Ten road loss since an 89-81 loss at Minnesota on Feb. 28, 2012.
- The win over the Hoosiers also marked the seventh Big Ten road victory of the season, which ties the school record (1994, 2000, 2004, 2012).
- The Lady Lions are 20-4 in Big Ten road games since 2011-12.

WIN #875

- With a 74-54 win at Ohio State on Feb. 9, the Lady Lions earned the 875th win in program history.
- Penn State is the 12th program in NCAA Division I history with 875 wins.
- Joining the Lady Lions with 875 program wins are Tennessee, Louisiana Tech, James Madison, Old Dominion, Stephen F. Austin, Texas, Stanford, Ohio State, Tennessee Tech, Connecticut and Georgia.

WHITTED WHIPS UP A CAREER SCORING EFFORT

- Freshman guard/forward **Peyton Whitted** had the best offensive performance of her young career at Northwestern.
- She was 5-for-6 from the field en route to a career-high 11 points, which passes her previous personal best of nine points that came at Illinois on Jan. 9.
- Whitted also had six rebounds in just 13 minutes of play.

OF NOTE

- Among the Lady Lions' success on defense is the fact that only three teams (Northwestern, 47.3%; Iowa, 50.0%; Nebraska, 56.9%) have shot better than 45% this season.
- The Lady Lions 94-74 loss at Nebraska on Feb. 24 marked Penn State's worst loss since dropping an 89-67 decision at Ohio State on Feb. 17, 2011.
- The 94 points given up to the Huskers on Feb. 24 are the most allowed by a Penn State team in regulation since a 96-81 loss to Iowa on Feb. 10, 2002 and are the third-most points allowed under **Coquese Washington**.
- Penn State's 71-63 win at Indiana on Feb. 13 gave the Lions their fourth consecutive season with 10 conference wins.
- Senior **Dara Taylor** surpassed the 500-point mark for her Penn State career with 12 tallies at Indiana on Feb. 13.
- The 74-54 win at Ohio State on Feb. 9 marked the first back-to-back wins in Columbus since it occurred in 2002 and 2004.
- The Ohio State win Feb. 9 was also the program's 240th victory in Big Ten play.
- Senior **Ariel Edwards** surpassed the 400-rebound mark for her career with nine boards at Northwestern on Feb. 2.
- Senior **Dara Taylor** surpassed the 700-point mark for her collegiate career with 13 tallies at Purdue on Jan. 30.
- Penn State won back-to-back wins in West Lafayette for the first time in school history with a 75-72 victory over Purdue on Jan. 30.
- The Lady Lions connected on just 38.1% (8-21) of their shots from the free throw line against Purdue on Jan. 30, marking the lowest effort from the charity stripe since going 7-for-21 (33.3%) at Duquesne on Jan. 24, 1991.
- The loss to Purdue on Jan. 12 marked the first Big Ten home loss for the Lady Lions since Jan. 7, 2012 against Michigan State, a string of 14 games.
- The Lady Lions did not have a blocked shot against Illinois on Jan. 9, marking the first time since Feb. 19, 2009 against Purdue that Penn State has been shutout on the rejections front.
- Penn State started the Big Ten slate 2-0 for the second-straight season and just the second time in the last nine years.
- Lady Lion head coach **Coquese Washington** claimed her 125th career win against then-#20/24 Texas A&M on Dec. 15.
- Sophomore **Candice Agee** doubled her career high with 16 points in the win over Bucknell Nov. 20. She surpassed her previous career mark of eight, which she accomplished four times in her career.
- The Lady Lions have started the season 2-0 for each of the last eight seasons.
- Penn State is 7-0 in season openers under head coach Coquese Washington.
- Agee and Waldner made their first career starts in the season opener against St. Francis (Pa.) on Nov. 8.
- The Lady Lions found themselves at the free throw line frequently against the Red Flash (11/8). PSU was 37-for-43 from the line, marking the first time since Nov. 11, 2007 against Pitt that the Lady Lions have made 30 or more free throws and attempted 40 or more freebies in a game
- Penn State's 117 points scored against St. Francis (Pa.) (11/8) were the most points scored in a Division I game on opening night (123 games).

T'S A BEAST, AGAIN

- Senior **Talia East** posted her fourth double-double of the season and second in a three-game span with 14 points and 12 rebounds versus Iowa.
- The 14 tallies are a career high for East, surpassing her previous mark of 13 points vs. Indiana (1/22/14).
- The 12 rebounds also equal East's season-high, which was also accomplished at Purdue (1/30/14).

NCAA STATS

TEAM

Scoring Offense.....	40th (75.7)
Scoring Margin.....	53rd (+9.8)
Field Goal Percentage.....	98th (.421)
Field Goal Percentage Defense.....	37th (.368)
Free Throw Percentage.....	8th (.779)
Rebounding Margin.....	33rd (+7.2)
Steals.....	93rd (8.6)
Win-Loss Percentage.....	29th (.786)
Blocked Shots.....	27th (4.9)
Attendance.....	14th (5,630)

INDIVIDUAL

Scoring.....	24th - Maggie Lucas (21.5)
FT Percentage.....	1st - Maggie Lucas (.964)
.....	69th - Ariel Edwards (.836)
Steals.....	13th - Dara Taylor (2.89)
Assists.....	63rd - Dara Taylor (4.9)
3FG Per Game.....	94th - Maggie Lucas (2.29)
3FG Percentage.....	82nd - Maggie Lucas (.368)

SINGLE GAME

Points.....	T-14th - 117 (vs. St. Francis (Pa.))
Blocked Shots.....	T-5th - 14 (vs. Purdue)
FT Pct..	T-1st - Maggie Lucas (16-16 vs. St. Francis)

ACTIVE CAREER LEADERS (all div./DI)

Points.....	5th/5th - Maggie Lucas (2,439)
Scoring Average.....	21st/9th - Maggie Lucas (19.1)
3FG Made.....	4th/4th - Maggie Lucas (356)
3FG Per Game.....	10th/3rd - Maggie Lucas (2.78)
3FG Percentage.....	10th/3rd - Maggie Lucas (.419)
FT Percentage.....	1st/1st - Maggie Lucas (.909)
FG Made.....	12th/12th - Maggie Lucas (778)
FG Attempts.....	9th/9th - Maggie Lucas (1,836)
3FG Attempts.....	5th/5th - Maggie Lucas (849)
FT Made.....	15th/10th - Maggie Lucas (527)
FT Attempts.....	38th/23rd - Maggie Lucas (580)

NCAA Statistics as of 3/3



TOPPING A RANKED FOE

- With a 75-72 win at Purdue on Jan. 30, the Lady Lions posted their third win over a ranked opponent this season.
- Penn State previously topped #20/24 Texas A&M on Dec. 15, 66-58, and #22/23 Iowa on Jan. 5, 87-71.
- The Lady Lions have defeated at least two ranked foes in each of the last five seasons and have topped at least four ranked teams in each of the last three seasons.
- Additionally, the Lady Lions have at least one win over a ranked foe in 24 of the last 25 seasons.
- The Lady Lions are 117-163 all-time against ranked opponents, but are 68-36 in home games against ranked foes.
- Penn State is 3-3 against ranked opponents this season with losses to then-#1/1 Connecticut and then-#4/5 Notre Dame.

EAST IS A BEAST

- Senior center **Talia East** posted her third double-double of Big Ten Conference play with 12 points and 12 rebounds in the win at Purdue on Jan. 30.
- She was efficient, connecting on a career-best six field goals on 10 attempts.
- East also played a personal-best 35 minutes against the Boilers.

DARA'S DOUBLE VISION

- Senior guard **Dara Taylor** turned in arguably one of the best performances of her collegiate career against Minnesota on Jan. 26 as she posted her second career double-double and the first of her Penn State career with 15 points and 10 assists.
- In addition to her double-double, Taylor only turned the ball over one time in 37 minutes of action.
- The 10 helpers are the most for Taylor in a Penn State uniform, surpassing her previous Penn State high of eight, which has happened twice for her in the Blue & White.
- Taylor's first career double-double was at Maryland against the Virginia with 10 points and 11 assists on Jan. 11, 2010.
- The point-assist double-double is the first for a Lady Lion player since Alex Bentley had 15 points and 15 assists against North Carolina on Nov. 30, 2011.
- The North Carolina game was also the last time that a Penn State player reached double figures in the assist column.

KEEP IT UNDER 55

- Penn State did not allow an opponent to score more than 55 points in a span of four games (Ohio State, 66-42; Michigan State, 66-54; Indiana, 65-52; Minnesota, 83-53).
- This marks the first time that the Lady Lions have accomplished that feat in Big Ten regular-season play for the Lions since 1999-00 (Indiana, 74-36; Northwestern, 66-34; Minnesota, 99-43; Ohio State, 56-50).
- The last time overall that Penn State has held four consecutive opponents to less than 55 points is in non-conference play during the 2011-12 season (Virginia Tech, 66-28; UMES, 76-51; Wagner, 103-42; Bucknell, 78-54).

ANOTHER DOUBLE DIP FOR T

- Senior center **Talia East** earned her second career double-double game with 13 points and 11 rebounds against Indiana on Jan. 22.
- East's 13 points are a career high, surpassing her previous mark of 12 set against Notre Dame (12/4/13).
- The senior attempted eight free throws surpassing her personal best of seven and tied her free throws made at five set against Purdue (2/4/13).

KALIYAH'S CAROMS

- Freshman guard/forward **Kaliyah Mitchell** pulled in a career-high 10 rebounds at Michigan State on Jan. 19.
- She pulled in nine of her 10 caroms in the second half, including an offensive rebound and putback to give Penn State its first lead of the game.
- Mitchell's previous personal best was eight rebounds against Bucknell on Nov. 20.

OVERCOMING POOR SHOOTING

- The Lady Lions won back-to-back games over Ohio State and Michigan State despite shooting less than 35% from the field in those games.
- In the 66-42 win over the Buckeyes on Jan. 16, Penn State shot 34.7% from the field and in the 66-54 win at MSU on Jan. 19, the Lady Lions connected on 33.3% of their shots.
- This marks the first time since the 2003-04 season that Penn State has won back-to-back games despite off shooting nights.
- On Jan. 2, 2004, Penn State topped #7 Purdue, 47-42, while shooting just 34% and followed that up on Jan. 4, 2004 with a 64-62 win over #22 Michigan State after shooting 34.9% from the field.

2013-14 GAME-BY-GAME STARTING LINEUPS

Date	Opponent	Pt Guard	Guard	Guard	Forward	Center
11/8	ST. FRANCIS (PA.)	Taylor	Lucas	Edwards	Waldner	Agee
11/10	FORDHAM	Taylor	Lucas	Edwards	Waldner	Agee
11/17	CONNECTICUT	Taylor	Lucas	Edwards	Waldner	Agee
11/20	BUCKNELL	Taylor	Lucas	Edwards	Waldner	East
11/29	vs. Oregon State	Taylor	Lucas	Edwards	Waldner	East
11/30	vs. Illinois State	Taylor	Lucas	Edwards	Waldner	East
12/4	NOTRE DAME	Taylor	Lucas	Edwards	Waldner	East
12/8	at Georgetown	Taylor	Lucas	Edwards	Waldner	East
12/11	at South Dakota State	Taylor	Lucas	Edwards	Waldner	East
12/15	TEXAS A&M	Taylor	Lucas	Edwards	Waldner	East
12/22	ALCORN STATE	Taylor	Lucas	Edwards	Waldner	East
12/29	HARTFORD	Taylor	Lucas	Edwards	Waldner	East
1/5	at Iowa	Taylor	Lucas	Edwards	Waldner	East
1/9	at Illinois	Taylor	Lucas	Edwards	Waldner	East
1/12	PURDUE	Taylor	Lucas	Edwards	Waldner	East
1/16	OHIO STATE	Taylor	Lucas	Edwards	Waldner	East
1/19	at Michigan State	Taylor	Lucas	Edwards	Waldner	East
1/22	INDIANA	Taylor	Lucas	Edwards	Waldner	East
1/26	MINNESOTA	Taylor	Lucas	Edwards	Waldner	East
1/30	at Purdue	Taylor	Lucas	Edwards	Waldner	East
2/2	at Northwestern	Taylor	Lucas	Edwards	Waldner	East
2/6	IOWA	Taylor	Lucas	Edwards	Waldner	East
2/9	at Ohio State	Taylor	Lucas	Edwards	Waldner	East
2/13	at Indiana	Taylor	Lucas	Edwards	Waldner	East
2/16	WISCONSIN	Taylor	Lucas	Edwards	Waldner	East
2/20	NORTHWESTERN	Taylor	Lucas	Edwards	Waldner	East
2/24	at Nebraska	Taylor	Lucas	Edwards	Waldner	East
3/1	MICHIGAN	Taylor	Lucas	Edwards	Waldner	East



STELLAR "D"

- Penn State forced 22 turnovers and held Ohio State to just 29.6% shooting from the field on the way to a 66-42 win on Jan. 16.
- Ohio State's 21 points in the first half and 42 for the game are opponent lows for the season.
- The 24-point victory marks the first time that Penn State has defeated a Big Ten opponent by at least 20 points since topping Illinois (33; 2/20/13), 95-62.
- The 42 points scored by the Buckeyes are the fewest allowed by the Lady Lions since giving up 40 tallies to Wisconsin on Jan. 17, 2013.

NEWBIES CONTRIBUTE IN WIN

- Penn State's five freshmen all contributed to a 66-42 win over Ohio State on Jan. 16.
- The group combined for 19 points, 24 rebounds, two assists and four steals.
- **Kaliyah Mitchell** led the scoring effort for the newbies with seven points to go along with two assists, two steals and three rebounds off of the bench.
- **Jenny DeGraaf** tied her career high with five points, including a three-pointer, in just three minutes of action, while **Alex Harris** hauled in eight rebounds.

BJC BLOCK PARTY

- One game after being shutout in the blocks column, the Lady Lions did something that it hadn't done in more than 30 years and tied the school record with 14 rejections against Purdue on Jan. 12.
- The effort ties the Penn State record set previously against Boston University (1/22/82) and Delaware (2/15/80).
- The 14 blocks are also the third-most in Big Ten history (17 - Wisconsin vs. Iowa, 12/23/83 and 16 - Michigan State vs. New Mexico State, 12/3/99) and second-most in a Big Ten game in conference history.
- Senior **Talia East** tied her career high with seven blocked shots against the Boilers, equaling the mark set at South Carolina (11/23/11).
- The seven blocks are the third-highest single-game total in school history, which has occurred 10 times.

ARI'S DOUBLE VISION

- Senior guard/forward **Ariel Edwards** posted her second career double-double with 20 points and 11 rebounds at Illinois on Jan. 9.
- She is the first Lady Lion with a 20 & 10 game since Nikki Greene had 23 points and 14 rebounds against Wisconsin on Jan. 17, 2013.
- Edwards' first double-double came against Iowa on Jan. 22, 2012 with 17 points and 11 rebounds.

RALLY AGAINST THE ILLINI

- The Lady Lions rallied from a 12-point deficit in the first half to claim an 82-76 win at Illinois on Jan. 9.
- It was the first time that Penn State has rallied from 10 or more points down for the win since Jan. 27, 2013 when the Lions erased an 11-point second-half deficit for a 71-56 win over Ohio State.

WHITTED GREAT START TO BIG PLAY

- Freshman guard/forward **Peyton Whitted** turned in a career performance in each of her first two Big Ten games.
- In the win at Illinois, Whitted established career highs in both points (9) and rebounds (10) for the second-straight game.
- She was 2-for-3 from the field and a perfect 5-for-5 from the free throw line against the Illini.
- In her Big Ten debut, Whitted was 4-for-6 from the field en route to a then-personal-best eight points and pulled in a then-career-high six rebounds at Iowa on Jan. 5.

TALIA DOUBLES DOWN

- Senior center **Talia East** posted her first career double-double with 10 points and 10 rebounds at Iowa on Jan. 5.
- East, who was 4-for-6 from the field, scored all 10 of her points in the second half and snagged nine of her 10 boards after the break.
- The performance was East's third double-digit scoring output and third game with 10 or more rebounds on the season.
- East's 10 points are the most for her in a Big Ten game, besting her previous best of nine points which she scored twice before in her career (Purdue, 2/4/13 and Indiana, 2/2/12).
- That was the first double-double performance for a Lady Lion this season.

SHUTOUT FROM LONG RANGE

- The Lady Lions did not connect on a three-pointer in their win over Hartford on Dec. 29, marking the first time that Penn State was held without a triple since November 30, 2011 at South Carolina, a string of 73 games.
- Additionally, **Maggie Lucas** was held without a three-pointer for the second-straight game for the first time in her career.
- Lucas had her school record of 45 consecutive games with a three-pointer snapped against Alcorn State on Dec. 22.

NINE NON-CON WINS

- With a 70-56 win over Hartford on Dec. 29, the Lady Lion closed out their non-conference schedule with a 9-3 record.
- This is the fourth consecutive season that the Lady Lions have touted at least nine non-conference wins.
- Penn State had 11 non-conference wins in 2010-11 and 10 victories in both 2011-12 and 2012-13.

REMEMBERING MARY JO HAVERBECK: The Penn State Lady Lion basketball program mourns the passing of former associate sports information director Mary Jo Haverbeck, who died on Monday, Jan. 6 in State College. She was 74. Haverbeck was a trailblazer for women in the field of athletic communications, earning several lifetime achievement honors from the College Sports Information Directors of America (CoSIDA). She was the first woman inducted into the CoSIDA Hall of Fame in 1995 and was the first recipient of the organization's Trailblazer Award in 2001. Additionally, she was the first female to earn the Arch Ward Award, in 2000, which is presented to a member who has made an outstanding contribution to the field of college sports information or has brought dignity and prestige to the profession. She continued to cover the Lady Lions in retirement for Blue-White Illustrated and the Lady Lion Cager Club.



2013-14 SINGLE GAME HIGHS & LOWS

Team Superlatives

Penn State High	Penn State Low	Category	Opponent High	Opponent Low
117, vs. St. Francis (Pa.) (11/8)	52, vs. Connecticut (11/17)	Points/Game	94, Nebraska (2/24)	42, Ohio State (1/16)
62, vs. St. Francis (Pa.) (11/8)	22, vs. Connecticut (11/17)	Points/Half	55, South Dakota State (12/11)	18, Ohio State (2/9)
39, vs. St. Francis (Pa.) (11/8)	18, vs. Connecticut (11/17)	Field Goals Made	33, Nebraska (2/24)	14, Bucknell (11/20)
79, vs. Purdue (1/12)	48, at Illinois (1/9)	Field Goal Attempts	75, St. Francis (Pa.) (11/8)	52, Minnesota (1/26)
.538, vs. Michigan (3/1)	.300, vs. Connecticut (11/17)	FG Percentage	.569, Nebraska (2/24)	.255, Bucknell (11/20)
8, vs. Fordham (11/10)	0, vs. Hartford (12/29)	3-pt. FG Made	16, Nebraska (2/24)	2, twice (MR: Minnesota, 1/26)
21, vs. Connecticut (11/17)	4, vs. Michigan (3/1)	3-pt. FG Attempts	42, St. Francis (Pa.) (11/8)	11, 3x (MR: Minnesota, 1/26)
.750, vs. Michigan (3/1)	.000, vs. Hartford (12/29)	3-pt. FG Percentage	.727, Nebraska (2/24)	.182, twice (MR: Alcorn St., 12/22)
37, vs. St. Francis (Pa.) (11/8)	8, at Purdue (1/30)	Free Throws Made	27, Purdue (1/30)	5, twice (MR: Michigan, 3/1)
43, vs. St. Francis (Pa.) (11/8)	13, twice (MR: at Indiana, 2/13)	Free Throw Attempts	33, South Dakota State (12/11)	8, Ohio State (1/16)
.947, vs. Michigan (3/1)	.381, at Purdue (1/30)	Free Throw Percentage	.900, Purdue (1/30)	.542, Illinois State (11/30)
57, vs. St. Francis (Pa.) (11/8)	31, vs. Michigan (3/1)	Rebounds	53, South Dakota State (12/11)	25, Illinois (1/9)
22, at Purdue (1/30)	6, vs. Hartford (12/29)	Assists	26, Nebraska (2/24)	3, Alcorn State (12/22)
19, vs. St. Francis (Pa.) (11/8)	3, twice (MR: at Ohio State, 2/9)	Steals	15, Illinois (1/9)	1, Wisconsin (2/16)
14, vs. Purdue (1/12)	0, at Illinois (1/9)	Blocked Shots	11, Ohio State (1/16)	1, 4x (MR: Ohio State, 2/9)
27, twice (MR: at Illinois, 1/9)	7, vs. Wisconsin (2/16)	Turnovers	30, St. Francis (Pa.) (11/8)	11, twice (MR: Indiana, 2/13)
26, vs. Bucknell (11/20)	12, vs. Northwestern (2/20)	Fouls	32, St. Francis (Pa.) (11/8)	13, Connecticut (11/17)

Individual Superlatives

	Penn State	Opponent
Points	33, Maggie Lucas vs. St. Francis (Pa.) (11/8)	29, twice (MR: Tierro Frost, Alcorn State, 12/22)
Field Goals Made	10, 4x (MR: Ariel Edwards at Nebraska, 2/24)	10, 4x (MR: Tear'a Laudermill, Nebraska, 2/24)
Field Goal Attempts	22, Maggie Lucas vs. Hartford (12/29)	26, Tierro Frost, Alcorn State (12/22)
Field Goal Pct. (min. 5 made)	.833, twice (MR: Peyton Whitted at Northwestern, 2/2)	.889, Ally Disterhoft, Iowa (2/6)
3-pt. Field Goals Made	5, twice (MR: Maggie Lucas vs. Northwestern, 2/20)	7, Tear'a Laudermill, Nebraska (2/24)
3-pt. Field Goal Attempts	12, Maggie Lucas at Georgetown (12/8)	13, twice (MR: Amber Moore, Illinois, 1/9)
3-pt. Field Goal Pct. (min. 2 made)	.800, Ariel Edwards at Nebraska (2/24)	1.000, 3x (MR: Rachel Theriot, Nebraska, 2/24)
Free Throws Made	16, Maggie Lucas vs. St. Francis (Pa.) (11/8)	9, K.K. Houser, Purdue (1/30)
Free Throw Attempts	16, Maggie Lucas vs. St. Francis (Pa.) (11/8)	11, 3x (MR: K.K. Houser, Purdue, 1/30)
Free Throw Percentage (min. 3 made)	1.000, 39x (MR: East, Edwards vs. Michigan, 3/1)	1.000, 17x (MR: Malayna Johnson, Wisconsin, 2/16)
Rebounds	12, 3x (MR: Talia East at Nebraska, 2/24)	15, twice (MR: Simone DeLoach, Indiana, 2/13)
Assists	10, Dara Taylor vs. Minnesota (1/26)	12, Samantha Logic, Iowa (1/5)
Steals	7, Dara Taylor vs. Alcorn State (12/22)	7, Andrea White, Georgetown (12/8)
Blocked Shots	7, Talia East vs. Purdue (1/12)	5, 3x (MR: Alex Cohen, Northwestern, 2/2)
Turnovers	11, Dara Taylor at Illinois (1/9)	8, Erin Blaine, St. Francis (Pa.) (11/8)



MISCELLANEOUS STATS

LEADING SCORER Maggie Lucas 22 Ariel Edwards 5 Dara Taylor 2	20-POINT SCORING GAMES Penn State 22 Opponents 13 Maggie Lucas 15 Ariel Edwards 6 Dara Taylor 1	PSU'S FIRST SUBSTITUTION Kaliyah Mitchell 11 Candice Agee 7 Peyton Whitted 6 Talia East 3 Alex Harris 3 Keke Sevillian 1 Jenny DeGraaf 1	LARGEST DEFICIT OVERCOME TO WIN 12, at Illinois (12:46 in 1st half) (1/9)
LEADING REBOUNDER Talia East 12 Ariel Edwards 6 Tori Waldner 6 Alex Harris 3 Candice Agee 2 Kaliyah Mitchell 1	30-POINT SCORING GAMES Penn State 3 Opponents 0 Maggie Lucas 3	BENCH POINTS Penn State 415 (14.8 ppg) Opponents 426 (15.2 ppg)	LARGEST LEAD GIVEN UP IN LOSS 7, vs. Purdue (17:30 in 1st half) (1/12)
LEADER IN ASSISTS Dara Taylor 21 Maggie Lucas 5 Ariel Edwards 3 Tori Waldner 1	TECHNICAL FOULS Penn State 0 Opponents 1	JUMP BALLS CONTROLLED Penn State 18 Opponents 10	LARGEST WIN 43, vs. Bucknell (92-49) (11/20)
LEADER IN STEALS Dara Taylor 20 Maggie Lucas 10 Ariel Edwards 4 Tori Waldner 3 Kaliyah Mitchell 1	FOUR-POINT PLAYS Penn State 2 Opponents 0 Maggie Lucas 2	FIRST SCORE OF GAME Penn State 16 Opponents 12	MOST CONSECUTIVE POINTS 13, vs. Bucknell (15:02 to 11:59) (11/20)
LEADER IN BLOCKS Talia East 15 Tori Waldner 11 Candice Agee 8 Alex Harris 6 Kaliyah Mitchell 2 Dara Taylor 1 Peyton Whitted 1 Ariel Edwards 1	THREE-POINT PLAYS Penn State 43 Opponents 35 Ariel Edwards 12 Maggie Lucas 10 Dara Taylor 7 Talia East 6 Kaliyah Mitchell 3 Alex Harris 2 Peyton Whitted 2 Candice Agee 1	RUNS OF 10-0 OR BETTER Penn State 15 Opponents 6	MOST CONSECUTIVE POINTS BY OPP 12, twice (MR: Illinois (2:00 to 0:23 second half), 1/9)
GAMES STARTED Ariel Edwards 28 Maggie Lucas 28 Dara Taylor 28 Tori Waldner 28 Talia East 25 Candice Agee 3		LARGEST HALFTIME LEAD 30, vs. Bucknell (53-23) (11/20)	LONGEST WINNING STREAK 6, 1/16-2/2
		LARGEST HALFTIME DEFICIT 22, at Nebraska (52-30) (2/24)	LONGEST LOSING STREAK 1, 5x (MR: 2/24)
		LARGEST LEAD 44, Bucknell (11/20)	CLUTCH FREE THROWS (FINAL 5 MIN. & OT) Peyton Whitted 2-2 1.000 Maggie Lucas 26-28 .929 Keke Sevillian 7-8 .875 Kaliyah Mitchell 21-29 .724 Ariel Edwards 23-33 .697 Dara Taylor 20-28 .714 Talia East 7-12 .583 Tori Waldner 4-7 .571 Candice Agee 6-14 .429 Alex Harris 1-4 .250
		LARGEST DEFICIT 32, at Nebraska (2/24)	NOTE: Totals may not add up to games played due to ties.

SPECIALITY STATS (PSU/OPP)											
	Paint	Off TO	2nd	FastBr	Bench		Paint	Off TO	2nd	FastBr	Bench
St. Francis (Pa.)	66/24	31/21	19/8	24/12	37/30	Ohio State	34/18	17/4	18/3	18/2	19/12
Fordham	22/16	17/13	13/9	11/4	16/15	Michigan State	24/20	15/14	7/8	10/9	7/11
Connecticut	20/24	6/19	15/5	5/10	12/18	Indiana	26/8	16/18	12/2	8/0	5/29
Bucknell	48/20	25/4	25/4	16/2	45/15	Minnesota	34/26	25/7	17/7	6/4	13/8
Oregon State	26/16	18/20	11/10	6/2	12/25	Purdue	44/22	17/17	6/12	22/6	6/14
Illinois State	34/18	17/18	12/7	8/2	25/0	Northwestern	36/26	21/19	25/3	6/11	21/0
Notre Dame	28/38	17/13	12/20	8/10	9/21	Iowa	30/30	13/14	16/4	4/11	5/4
Georgetown	28/20	19/19	13/14	14/2	9/18	Ohio State	30/20	27/10	7/15	11/4	15/22
South Dakota St.	40/30	22/12	10/21	24/4	8/23	Indiana	26/26	11/23	4/17	0/10	6/16
Texas A&M	30/18	19/16	6/6	8/6	8/23	Wisconsin	48/30	23/12	17/12	16/3	9/6
Alcorn State	46/18	29/19	18/10	19/4	32/16	Northwestern	26/36	18/14	12/3	8/14	13/16
Hartford	40/14	16/9	14/5	14/0	20/23	Nebraska	30/22	9/28	9/8	4/2	16/11
Iowa	38/32	12/13	16/1	6/4	12/9	Michigan	34/28	16/16	4/7	8/14	4/14
Illinois	28/18	9/35	3/8	2/6	16/9						
Purdue	40/24	12/17	25/14	8/8	15/27						

Eight-Time Big Ten Champions • Two-Time Big Ten Tournament Champions • 2000 NCAA Final Four • 24 NCAA Tournament Appearances

Player Performance Charts

#1 CANDICE AGEE

CAREER HIGHS

Points.....	16 vs. Bucknell (11/20/13)
Rebs.....	9 vs. Fairleigh Dickinson (12/2/12)
Assists.....	1 (7x) last at Illinois (1/9/14)
Steals.....	2 vs. NJIT (12/23/12)
Blocks.....	3 vs. Illinois (2/20/13)
Minutes.....	21 vs. Bucknell (11/20/13)
FGM.....	7 vs. Bucknell (11/20/13)
FGA.....	10 vs. Bucknell (11/20/13)
FG%.....	1.000 (5x)
.....	last at Ohio State (2-2) (2/9/14)
3FGM.....	n/a
3FGA.....	n/a
3PT %.....	n/a
FTM.....	4 vs. Illinois (2/20/13)
FTA.....	8 vs. Illinois (2/20/13)
FT %.....	1.000 (4x)
.....	last vs. Oregon State (2-2) (11/29/13)
Career Double-Doubles.....	n/a
Career 20-point games.....	n/a

SEASON HIGHS

Points.....	16 vs. Bucknell (11/20/13)
Rebs.....	7 vs. Fordham (11/10/13)
Assists.....	1 (5x) last at Illinois (1/9/14)
Steals.....	1 (3x) last vs. Minnesota (1/26/14)
Blocks.....	2 (4x) last vs. Indiana (1/22/14)
Minutes.....	21 vs. Bucknell (11/20/13)
FGM.....	7 vs. Bucknell (11/20/13)
FGA.....	10 vs. Bucknell (11/20/13)
FG%	1.000 (3x) last at Ohio State (2-2) (2/9/14)
3FGM.....	n/a
3FGA.....	n/a
3PT%.....	n/a
FTM.....	3 (4x) last at Nebraska (2/24/14)
FTA.....	6 (3x) last at Nebraska (2/24/14)
FT%.....	1.000 (3x)
.....	last vs. Oregon State (2-2) (11/29/13)
Double-Doubles.....	n/a
20-point games.....	n/a

BIG TEN CONFERENCE CAREER HIGHS

Points.....	8 vs. Illinois (2/20/13)
Rebs.....	4 at Northwestern (2/2/14)
Assists.....	1 at Illinois (1/9/14)
.....	1 at Iowa (1/5/14)
Steals.....	1 vs. Minnesota (1/26/14)
.....	1 vs. Purdue (1/12/14)
Blocks.....	3 vs. Illinois (2/20/13)
Minutes.....	18 at Northwestern (2/2/14)
FGM.....	2 (6x) last at Ohio State (2/9/14)
FGA.....	4 (5x) last at Northwestern (2/2/14)
FG%	1.000 (3x) last at Ohio State (2-2) (2/9/14)
3FGM.....	n/a
3FGA.....	n/a
3PT%.....	n/a
FTM.....	4 vs. Illinois (2/20/13)
FTA.....	8 vs. Illinois (2/20/13)
FT%.....	.500 (3x) last at Nebraska (3-6) (2/24/14)
Double-Doubles.....	n/a
20-point games.....	n/a

#2 DARA TAYLOR

CAREER HIGHS

Points.....	20 vs. Alcorn State (12/22/13)
Rebs.....	8 vs. East Carolina (3/21/10)
Assists.....	11 at American (12/20/09)
.....	11 at Virginia (1/11/10)
Steals.....	7 vs. Alcorn State (12/22/13)
.....	7 vs. Northwestern (1/3/13)
Blocks.....	1 (10x) last vs. Michigan (3/1/14)
Minutes.....	40 (3x) last at Nebraska (2/24/14)
FGM.....	9 vs. Alcorn State (12/22/13)
FGA.....	16 vs. Purdue (1/12/14)
FG%	1.000 (3x) last vs. N.C. State (2-2) (2/6/11)
3FGM.....	3 at Michigan State (1/6/13)
.....	3 at Virginia Tech (12/12/12)
3FGA.....	6 at Virginia Tech (12/12/12)
3PT %.....	1.000 (10x)
.....	last vs. Michigan (1-1) (3/1/14)
FTM.....	10 at Michigan State (1/19/14)
FTA.....	14 at Michigan State (1/19/14)
FT %.....	1.000 (20x)
.....	last vs. Michigan (2-2) (3/1/14)
Career Double-Doubles.....	2
Career 20-point games.....	1

SEASON HIGHS

Points.....	20 vs. Alcorn State (12/22/13)
Rebs.....	7 vs. Northwestern (2/20/14)
Assists.....	10 vs. Minnesota (1/26/14)
Steals.....	7 vs. Alcorn State (12/22/13)
Blocks.....	1 (4x) last vs. Michigan (3/1/14)
Minutes.....	40 (3x) last at Nebraska (2/24/14)
FGM.....	9 vs. Alcorn State (12/22/13)
FGA.....	16 vs. Purdue (1/12/14)
FG%750 (9-12) vs. Alcorn State (12/22/13)
3FGM.....	2 (3x) last at Ohio State (2/9/14)
3FGA.....	5 at Purdue (1/30/14)
.....	5 vs. Purdue (1/12/14)
3PT%.....	1.000 (2x) last vs. Michigan (1-1) (3/1/14)
FTM.....	10 at Michigan State (1/19/14)
FTA.....	14 at Michigan State (1/19/14)
FT%.....	1.000 (8x)
.....	last vs. Michigan (2-2) (3/1/14)
Double-Doubles.....	1
20-point games.....	1

BIG TEN CONFERENCE CAREER HIGHS

Points.....	18 at Michigan State (1/19/14)
.....	18 at Michigan State (1/6/13)
Rebs.....	7 (3x) last vs. Northwestern (2/20/14)
Assists.....	10 vs. Minnesota (1/26/14)
Steals.....	7 vs. Northwestern (1/3/13)
Blocks.....	1 (4x) last vs. Michigan (3/1/14)
Minutes.....	40 (3x) last at Nebraska (2/24/14)
FGM.....	7 at Michigan State (1/6/13)
FGA.....	16 vs. Purdue (1/12/14)
FG%700 (7-10) at Michigan State (1/6/13)
3FGM.....	3 at Michigan State (1/6/13)
3FGA.....	5 at Purdue (1/30/14)
.....	5 vs. Purdue (1/12/14)
3PT%.....	1.000 (5x) last vs. Michigan (1-1) (3/1/14)
FTM.....	10 at Michigan State (1/19/14)
FTA.....	14 at Michigan State (1/19/14)
FT%.....	1.000 (6x)
.....	last vs. Michigan (2-2) (3/1/14)
Double-Doubles.....	1
20-point games.....	n/a

#5 TALIA EAST

CAREER HIGHS

Points.....	16 vs. Michigan (3/1/14)
Rebs.....	15 at South Carolina (11/20/11)
Assists.....	2 (8x)
.....	last at Northwestern (2/2/14)
Steals.....	2 (10x) last vs. Michigan (3/1/14)
Blocks.....	7 vs. Purdue (1/12/14)
.....	7 at South Carolina (11/20/11)
Minutes.....	35 at Purdue (1/30/14)
FGM.....	6 vs. Michigan (3/1/14)
.....	6 at Purdue (1/30/14)
FGA.....	11 vs. Iowa (2/6/14)
FG%	1.000 (13x)
.....	last vs. Minnesota (4-4) (1/26/14)
3FGM.....	n/a
3FGA.....	n/a
3PT %.....	n/a
FTM.....	5 (3x) at Nebraska (2/24/14)
FTA.....	8 vs. Indiana (1/22/14)
FT %.....	1.000 (19x)
.....	last vs. Michigan (4-4) (3/1/14)
Career Double-Doubles.....	4
Career 20-point games.....	n/a

SEASON HIGHS

Points.....	16 vs. Michigan (3/1/14)
Rebs.....	12 (3x) last at Nebraska (2/24/14)
Assists.....	2 (4x) last at Northwestern (2/2/14)
Steals.....	2 (4x) last vs. Michigan (3/1/14)
Blocks.....	7 vs. Purdue (1/12/14)
Minutes.....	35 at Purdue (1/30/14)
FGM.....	6 vs. Michigan (3/1/14)
.....	6 at Purdue (1/30/14)
FGA.....	11 vs. Iowa (2/6/14)
FG%	1.000 (4-4) vs. Minnesota (1/26/14)
3FGM.....	n/a
3FGA.....	n/a
3PT%.....	n/a
FTM.....	5 (3x) at Nebraska (2/24/14)
FTA.....	8 vs. Indiana (1/22/14)
FT%.....	1.000 (12x)
.....	last vs. Michigan (4-4) (3/1/14)
Double-Doubles.....	4
20-point games.....	n/a

BIG TEN CONFERENCE CAREER HIGHS

Points.....	16 vs. Michigan (3/1/14)
Rebs.....	12 (3x) last at Nebraska (2/24/14)
Assists.....	2 (3x) last at Northwestern (2/2/14)
Steals.....	2 (6x) last vs. Michigan (3/1/14)
Blocks.....	7 vs. Purdue (1/12/14)
Minutes.....	35 at Purdue (1/30/14)
FGM.....	6 vs. Michigan (3/1/14)
.....	6 at Purdue (1/30/14)
FGA.....	11 vs. Iowa (2/6/14)
FG%	1.000 (11x) at Nebraska (1-1) (3/3/13)
3FGM.....	n/a
3FGA.....	n/a
3PT%.....	n/a
FTM.....	5 (3x) at Nebraska (2/24/14)
FTA.....	8 vs. Indiana (1/22/14)
FT%.....	1.000 (9x)
.....	last vs. Michigan (4-4) (3/1/14)
Double-Doubles.....	3
20-point games.....	n/a



Player Performance Charts

#10 KEKE SEVILLIAN

CAREER HIGHS

Points.....	8 vs. St. Francis (Pa.) (11/8/13)
Rebs.....	3 vs. St. Francis (Pa.) (11/8/13)
Assists.....	1 (5x) last vs. Minnesota (1/26/14)
Steals.....	4 vs. St. Francis (Pa.) (11/8/13)
Blocks.....	n/a
Minutes.....	18 vs. St. Francis (Pa.) (11/8/13)
FGM.....	2 vs. Illinois State (11/30/13)
.....	2 vs. St. Francis (Pa.) (11/8/13)
FGA.....	6 vs. St. Francis (Pa.) (11/8/13)
FG%.....	1.000 (2-2) at Georgetown (10/8/13)
3FGM.....	1 (4x) last vs. Ohio State (1/16/14)
3FGA.....	3 (3x) last vs. Ohio State (1/16/14)
3PT%.....	1.000 (1-1) vs. Illinois State (11/30/13)
FTM.....	4 vs. St. Francis (Pa.) (11/8/13)
FTA.....	4 vs. St. Francis (Pa.) (11/8/13)
FT%.....	1.000 (4x)
.....	last vs. Hartford (2-2) (12/29/13)
Double-Doubles.....	n/a
20-point games.....	n/a

SEASON HIGHS

Points.....	8 vs. St. Francis (Pa.) (11/8/13)
Rebs.....	3 vs. St. Francis (Pa.) (11/8/13)
Assists.....	1 (5x) last vs. Minnesota (1/26/14)
Steals.....	4 vs. St. Francis (Pa.) (11/8/13)
Blocks.....	n/a
Minutes.....	18 vs. St. Francis (Pa.) (11/8/13)
FGM.....	2 vs. Illinois State (11/30/13)
.....	2 vs. St. Francis (Pa.) (11/8/13)
FGA.....	6 vs. St. Francis (Pa.) (11/8/13)
FG%.....	1.000 (2-2) at Georgetown (10/8/13)
3FGM.....	1 (4x) last vs. Ohio State (1/16/14)
3FGA.....	3 (3x) last vs. Ohio State (1/16/14)
3PT%.....	1.000 (1-1) vs. Illinois State (11/30/13)
FTM.....	4 vs. St. Francis (Pa.) (11/8/13)
FTA.....	4 vs. St. Francis (Pa.) (11/8/13)
FT%.....	1.000 (4x)
.....	last vs. Hartford (2-2) (12/29/13)
Double-Doubles.....	n/a
20-point games.....	n/a

BIG TEN CONFERENCE CAREER HIGHS

Points.....	3 vs. Ohio State (1/16/14)
Rebs.....	1 (3x) last at Nebraska (2/24/14)
Assists.....	1 vs. Minnesota (1/26/14)
Steals.....	n/a
Blocks.....	n/a
Minutes.....	12 vs. Indiana (1/22/14)
FGM.....	1 vs. Ohio State (1/16/14)
FGA.....	4 vs. Ohio State (1/16/14)
FG%.....	.250 (1-4) vs. Ohio State (1/16/14)
3FGM.....	1 vs. Ohio State (1/16/14)
3FGA.....	3 vs. Ohio State (1/16/14)
3PT%.....	.333 (1-3) vs. Ohio State (1/16/14)
FTM.....	1 vs. Indiana (1/22/14)
FTA.....	2 vs. Indiana (1/22/14)
FT%.....	.500 (1-2) vs. Indiana (1/22/14)
Double-Doubles.....	n/a
20-point games.....	n/a

#11 ALEX HARRIS

CAREER HIGHS

Points.....	8 vs. Bucknell (11/20/13)
Rebs.....	11 vs. Illinois State (11/30/13)
.....	11 vs. Bucknell (11/20/13)
Assists.....	2 vs. Illinois State (11/30/13)
Steals.....	1 (6x) last at Indiana (2/13/14)
Blocks.....	3 at Purdue (1/30/14)
.....	3 vs. St. Francis (Pa.) (11/8/13)
Minutes.....	22 vs. Fordham (11/10/13)
FGM.....	3 vs. Bucknell (11/20/13)
FGA.....	5 vs. Purdue (1/12/14)
.....	5 vs. Oregon State (11/29/13)
FG%.....	1.000 (3x)
.....	last vs. Hartford (2-2) (12/29/13)
3FGM.....	n/a
3FGA.....	n/a
3PT%.....	n/a
FTM.....	2 (5x) last vs. Notre Dame (12/4/13)
FTA.....	5 vs. Bucknell (11/20/13)
FT%.....	1.000 (4x)
.....	last vs. Alcorn State (1-1) (12/22/13)
Double-Doubles.....	n/a
20-point games.....	n/a

SEASON HIGHS

Points.....	8 vs. Bucknell (11/20/13)
Rebs.....	11 vs. Illinois State (11/30/13)
.....	11 vs. Bucknell (11/20/13)
Assists.....	2 vs. Illinois State (11/30/13)
Steals.....	1 (6x) last at Indiana (2/13/14)
Blocks.....	3 at Purdue (1/30/14)
.....	3 vs. St. Francis (Pa.) (11/8/13)
Minutes.....	22 vs. Fordham (11/10/13)
FGM.....	3 vs. Bucknell (11/20/13)
FGA.....	5 vs. Purdue (1/12/14)
.....	5 vs. Oregon State (11/29/13)
FG%.....	1.000 (3x)
.....	last vs. Hartford (2-2) (12/29/13)
3FGM.....	n/a
3FGA.....	n/a
3PT%.....	n/a
FTM.....	2 (5x) last vs. Notre Dame (12/4/13)
FTA.....	5 vs. Bucknell (11/20/13)
FT%.....	1.000 (4x)
.....	last vs. Alcorn State (1-1) (12/22/13)
Double-Doubles.....	n/a
20-point games.....	n/a

BIG TEN CONFERENCE CAREER HIGHS

Points.....	5 vs. Minnesota (1/26/14)
Rebs.....	8 vs. Ohio State (1/16/14)
Assists.....	1 vs. Minnesota (1/26/14)
Steals.....	1 at Indiana (2/13/14)
.....	1 at Northwestern (2/2/14)
Blocks.....	3 at Purdue (1/30/14)
Minutes.....	15 vs. Ohio State (1/16/14)
FGM.....	2 vs. Purdue (1/12/14)
FGA.....	5 vs. Purdue (1/12/14)
FG%.....	.667 (2-3) vs. Minnesota (1/26/14)
3FGM.....	n/a
3FGA.....	n/a
3PT%.....	n/a
FTM.....	1 at Northwestern (2/2/14)
.....	1 at Illinois (1/9/14)
FTA.....	2 (3x) last at Northwestern (2/2/14)
FT%.....	.500 (1-2) at Northwestern (2/2/14)
.....	.500 (1-2) at Illinois (1/9/14)
Double-Doubles.....	n/a
20-point games.....	n/a

#15 KALIYAH MITCHELL

CAREER HIGHS

Points.....	14 vs. Bucknell (11/20/13)
Rebs.....	10 at Michigan State (1/19/14)
Assists.....	2 (3x) last at Northwestern (2/2/14)
Steals.....	3 vs. Notre Dame (12/4/13)
Blocks.....	2 at Iowa (1/5/14)
Minutes.....	25 vs. Northwestern (2/20/14)
FGM.....	5 vs. St. Francis (Pa.) (11/8/13)
FGA.....	8 vs. St. Francis (Pa.) (11/8/13)
FG%.....	1.000 (2-2) at Ohio State (2/9/14)
.....	1.000 (2-2) vs. Illinois State (11/30/13)
3FGM.....	1 vs. Illinois State (11/30/13)
3FGA.....	3 at Nebraska (2/24/14)
3PT%.....	1.000 (1-1) vs. Illinois State (11/30/13)
FTM.....	7 vs. Northwestern (2/20/14)
FTA.....	7 (3x) last vs. Northwestern (2/20/14)
FT%.....	1.000 (7x)
.....	last vs. Michigan (2-2) (3/1/14)
Double-Doubles.....	n/a
20-point games.....	n/a

SEASON HIGHS

Points.....	14 vs. Bucknell (11/20/13)
Rebs.....	10 at Michigan State (1/19/14)
Assists.....	2 (3x) last at Northwestern (2/2/14)
Steals.....	3 vs. Notre Dame (12/4/13)
Blocks.....	2 at Iowa (1/5/14)
Minutes.....	25 vs. Northwestern (2/20/14)
FGM.....	5 vs. St. Francis (Pa.) (11/8/13)
FGA.....	8 vs. St. Francis (Pa.) (11/8/13)
FG%.....	1.000 (2-2) at Ohio State (2/9/14)
.....	1.000 (2-2) vs. Illinois State (11/30/13)
3FGM.....	1 vs. Illinois State (11/30/13)
3FGA.....	3 at Nebraska (2/24/14)
3PT%.....	1.000 (1-1) vs. Illinois State (11/30/13)
FTM.....	7 vs. Northwestern (2/20/14)
FTA.....	7 (3x) last vs. Northwestern (2/20/14)
FT%.....	1.000 (7x)
.....	last vs. Michigan (2-2) (3/1/14)
Double-Doubles.....	n/a
20-point games.....	n/a

BIG TEN CONFERENCE CAREER HIGHS

Points.....	9 vs. Northwestern (2/20/14)
Rebs.....	10 at Michigan State (1/19/14)
Assists.....	2 (3x) last at Northwestern (2/2/14)
Steals.....	2 vs. Ohio State (1/16/14)
Blocks.....	2 at Iowa (1/5/14)
Minutes.....	25 vs. Northwestern (2/20/14)
FGM.....	3 vs. Purdue (1/12/14)
FGA.....	7 at Nebraska (2/24/14)
FG%.....	1.000 (2-2) at Ohio State (2/9/14)
3FGM.....	n/a
3FGA.....	3 at Nebraska (2/24/14)
3PT%.....	n/a
FTM.....	7 vs. Northwestern (2/20/14)
FTA.....	7 vs. Northwestern (2/20/14)
FT%.....	1.000 (4x) last vs. Michigan (2-2) (3/1/14)
Double-Doubles.....	n/a
20-point games.....	n/a



Player Performance Charts

#23 ARIEL EDWARDS

CAREER HIGHS

Points.....	24 (3x) last at Nebraska (2/24/14)
Rebs.....	11 at Illinois (1/9/14)
.....	11 vs. Iowa (1/22/12)
Assists.....	5 vs. Bucknell (11/20/13)
Steals.....	4 at South Dakota State (12/11/13)
Blocks.....	4 at South Dakota State (12/11/13)
Minutes.....	40- vs. Michigan (3/1/14)
FGM.....	11 vs. Detroit (11/23/12)
FGA.....	21 at Purdue (1/30/14)
FG%.....	1.000 (3x) last DePaul (1-1) (3/21/11)
3FGM.....	4 at Nebraska (2/24/14)
3FGA.....	5 at Nebraska (2/24/14)
3PT %.....	1.000 (16x)
.....	last vs. Michigan (1-1) (3/1/14)
FTM.....	9 vs. Iowa (1/22/12)
FTA.....	10 vs. Iowa (1/22/12)
FT %.....	1.000 (32x)
.....	last vs. Michigan (4-4) (3/1/14)
Career Double-Doubles.....	4
Career 20-point games.....	7

SEASON HIGHS

Points.....	24 at Nebraska (2/24/14)
.....	24 at South Dakota State (12/11/13)
Rebs.....	11 at Illinois (1/9/14)
Assists.....	5 vs. Bucknell (11/20/13)
Steals.....	4 at South Dakota State (12/11/13)
Blocks.....	4 at South Dakota State (12/11/13)
Minutes.....	40- vs. Michigan (3/1/14)
FGM.....	10 at Nebraska (2/24/14)
FGA.....	21 at Purdue (1/30/14)
FG%.....	.818 (9-11) vs. St. Francis (Pa.) (11/8/13)
3FGM.....	4 at Nebraska (2/24/14)
3FGA.....	5 at Nebraska (2/24/14)
3PT%.....	1.000 (5x)
.....	last vs. Michigan (1-1) (3/1/14)
FTM.....	6 (4x) last vs. Wisconsin (2/16/14)
FTA.....	7 at Illinois (1/9/14)
FT%.....	1.000 (12x)
.....	last vs. Michigan (4-4) (3/1/14)
Double-Doubles.....	3
20-point games.....	6

BIG TEN CONFERENCE CAREER HIGHS

Points.....	24 at Nebraska (2/24/14)
Rebs.....	11 at Illinois (1/9/14)
.....	11 vs. Iowa (1/22/12)
Assists.....	4 (6x) last vs. Iowa (2/6/14)
Steals.....	3 vs. Indiana (1/22/14)
Blocks.....	2 vs. Purdue (1/12/14)
.....	2 vs. Nebraska (1/13/13)
Minutes.....	40- vs. Michigan (3/1/14)
FGM.....	10 at Nebraska (2/24/14)
FGA.....	21 at Purdue (1/30/14)
FG%.....	1.000 (5x) last vs. Michigan (2-2) (2/24/13)
3FGM.....	4 at Nebraska (2/24/14)
3FGA.....	5 at Nebraska (2/24/14)
3PT%.....	1.000 (9x)
.....	last vs. Michigan (1-1) (3/1/14)
FTM.....	9 vs. Iowa (1/22/12)
FTA.....	10 vs. Iowa (1/22/12)
FT%.....	1.000 (14x)
.....	last vs. Michigan (4-4) (3/1/14)
Double-Doubles.....	3
20-point games.....	4

#25 PEYTON WHITTED

CAREER HIGHS

Points.....	11 at Northwestern (2/2/14)
Rebs.....	10 at Illinois (1/9/14)
Assists.....	2 at Iowa (1/5/14)
.....	2 vs. Alcorn State (12/22/13)
Steals.....	2 vs. Ohio State (1/16/14)
.....	2 vs. Hartford (12/29/13)
Blocks.....	3 at South Dakota State (12/11/13)
Minutes.....	24 at Illinois (1/9/14)
FGM.....	5 at Northwestern (2/2/14)
FGA.....	7 vs. Alcorn State (12/22/13)
FG%.....	1.000 (1-1) at Indiana (2/13/14)
3FGM.....	n/a
3FGA.....	3 vs. Bucknell (11/20/13)
3PT%.....	n/a
FTM.....	5 at Illinois (1/9/14)
FTA.....	5 at Illinois (1/9/14)
FT%.....	1.000 (4x)
.....	last vs. Northwestern (2-2) (2/20/14)
Double-Doubles.....	n/a
20-point games.....	n/a

SEASON HIGHS

Points.....	11 at Northwestern (2/2/14)
Rebs.....	10 at Illinois (1/9/14)
Assists.....	2 at Iowa (1/5/14)
.....	2 vs. Alcorn State (12/22/13)
Steals.....	2 vs. Ohio State (1/16/14)
.....	2 vs. Hartford (12/29/13)
Blocks.....	3 at South Dakota State (12/11/13)
Minutes.....	24 at Illinois (1/9/14)
FGM.....	5 at Northwestern (2/2/14)
FGA.....	7 vs. Alcorn State (12/22/13)
FG%.....	1.000 (1-1) at Indiana (2/13/14)
3FGM.....	n/a
3FGA.....	3 vs. Bucknell (11/20/13)
3PT%.....	n/a
FTM.....	5 at Illinois (1/9/14)
FTA.....	5 at Illinois (1/9/14)
FT%.....	1.000 (4x)
.....	last vs. Northwestern (2-2) (2/20/14)
Double-Doubles.....	n/a
20-point games.....	n/a

BIG TEN CONFERENCE CAREER HIGHS

Points.....	11 at Northwestern (2/2/14)
Rebs.....	10 at Illinois (1/9/14)
Assists.....	2 at Iowa (1/5/14)
Steals.....	2 vs. Ohio State (1/16/14)
Blocks.....	n/a
Minutes.....	24 at Illinois (1/9/14)
FGM.....	5 at Northwestern (2/2/14)
FGA.....	6 at Northwestern (2/2/14)
.....	6 at Iowa (1/5/14)
FG%.....	1.000 (1-1) at Indiana (2/13/14)
3FGM.....	n/a
3FGA.....	1 (3x) last at Northwestern (2/2/14)
3PT%.....	n/a
FTM.....	5 at Illinois (1/9/14)
FTA.....	5 at Illinois (1/9/14)
FT%.....	1.000 (2-2) vs. Northwestern (2/20/14)
.....	1.000 (1-1) at Northwestern (2/2/14)
Double-Doubles.....	n/a
20-point games.....	n/a

#33 MAGGIE LUCAS

CAREER HIGHS

Points.....	39 vs. Georgetown (12/9/12)
Rebs.....	10 vs. Ohio State (2/20/12)
Assists.....	8 vs. Minnesota (2/26/12)
Steals.....	6 vs. Georgetown (12/9/12)
Blocks.....	4 vs. South Dakota St. (12/16/12)
Minutes.....	40 (9x) last vs. Iowa (2/6/14)
FGM.....	11 at Nebraska (3/3/13)
.....	11 vs. Georgetown (12/9/12)
FGA.....	24 at Minnesota (2/28/13)
FG%.....	.778 (7-9) at Virginia Tech (12/12/12)
3FGM.....	8 at Nebraska (3/3/13)
3FGA.....	13 (5x)
.....	last vs. Michigan State (3/9/13)
3PT %.....	1.000 (3-3) vs. Michigan St. (2/10/13)
.....	1.000 (4-4) at Bucknell (12/21/11)
FTM.....	16 vs. St. Francis (Pa.) (11/8/13)
FTA.....	16 vs. St. Francis (Pa.) (11/8/13)
FT %.....	1.000 (73x)
.....	last at Nebraska (4-4) (2/24/14)
Career Double-Doubles.....	1
Career 20-point games.....	62
Career 30-point games.....	7

SEASON HIGHS

Points.....	33 vs. St. Francis (Pa.) (11/8/13)
Rebs.....	8 vs. Indiana (1/22/14)
.....	8 vs. St. Francis (Pa.) (11/8/13)
Assists.....	6 at Purdue (1/30/14)
Steals.....	5 vs. Connecticut (11/17/13)
.....	5 vs. St. Francis (Pa.) (11/8/13)
Blocks.....	1 vs. Purdue (1/12/14)
.....	1 vs. Notre Dame (12/4/13)
Minutes.....	40 (4x) last vs. Iowa (2/6/14)
FGM.....	10 (3x) last at Indiana (2/13/14)
FGA.....	22 vs. Hartford (12/29/13)
FG%.....	.643 (9-14) at Ohio State (2/9/14)
3FGM.....	5 at Georgetown (12/8/13)
3FGA.....	12 at Georgetown (12/8/13)
3PT%.....	.667 (4-6) vs. Fordham (11/10/13)
FTM.....	16 vs. St. Francis (Pa.) (11/8/13)
FTA.....	16 vs. St. Francis (Pa.) (11/8/13)
FT%.....	1.000 (20x)
.....	last at Nebraska (4-4) (2/24/14)
Double-Doubles.....	n/a
20-point games.....	15
30-point games.....	3

BIG TEN CONFERENCE CAREER HIGHS

Points.....	34 at Nebraska (3/3/13)
Rebs.....	10 vs. Ohio State (2/20/12)
Assists.....	8 vs. Minnesota (2/26/12)
Steals.....	5 vs. Northwestern (1/3/13)
Blocks.....	2 (3x) last vs. Northwestern (1/3/13)
Minutes.....	40 (6x) last vs. Iowa (2/6/14)
FGM.....	11 at Nebraska (3/3/13)
FGA.....	24 at Minnesota (2/28/13)
FG%.....	.769 (10-13) at Michigan (1/26/12)
3FGM.....	8 at Nebraska (3/3/13)
3FGA.....	13 at Nebraska (3/3/13)
.....	13 vs. Michigan State (1/7/12)
3PT%.....	1.000 (3-3) vs. Michigan State (2/10/13)
FTM.....	9 vs. Northwestern (1/3/13)
FTA.....	12 vs. Northwestern (1/3/13)
FT%.....	1.000 (31x)
.....	last at Nebraska (4-4) (2/24/14)
Double-Doubles.....	1
20-point games.....	30
30-point games.....	3



Player Performance Charts

#41 JENNY DeGRAAF

CAREER HIGHS

Points.....	5 vs. Ohio State (1/16/14)
.....	5 vs. Alcorn State (12/22/13)
Rebs.....	2 (3x) last at Nebraska (2/24/14)
Assists.....	2 vs. Bucknell (11/20/13)
.....	2 vs. St. Francis (Pa.) (11/8/13)
Steals.....	1 vs. Alcorn State (12/22/13)
Blocks.....	n/a
Minutes.....	12 vs. Alcorn State (12/22/13)
FGM.....	2 (3x) last vs. Minnesota (1/26/14)
FGA.....	4 vs. Minnesota (1/26/14)
FG%.....	.667 (2-3) vs. Ohio State (1/16/14)
.....	.667 (2-3) vs. Alcorn State (12/22/13)
3FGM.....	1 vs. Ohio State (1/16/14)
.....	1 vs. Alcorn State (12/22/13)
3FGA.....	2 vs. Minnesota (1/26/14)
.....	2 vs. Bucknell (11/20/13)
3PT%.....	1.000 (1-1) vs. Ohio State (1/16/14)
.....	1.000 (1-1) vs. Alcorn State (12/22/13)
FTM.....	n/a
FTA.....	n/a
FT%.....	n/a
Double-Doubles.....	n/a
20-point games.....	n/a

SEASON HIGHS

Points.....	5 vs. Ohio State (1/16/14)
.....	5 vs. Alcorn State (12/22/13)
Rebs.....	2 (3x) last at Nebraska (2/24/14)
Assists.....	2 vs. Bucknell (11/20/13)
.....	2 vs. St. Francis (Pa.) (11/8/13)
Steals.....	1 vs. Alcorn State (12/22/13)
Blocks.....	n/a
Minutes.....	12 vs. Alcorn State (12/22/13)
FGM.....	2 (3x) last vs. Minnesota (1/26/14)
FGA.....	4 vs. Minnesota (1/26/14)
FG%.....	.667 (2-3) vs. Ohio State (1/16/14)
.....	.667 (2-3) vs. Alcorn State (12/22/13)
3FGM.....	1 vs. Ohio State (1/16/14)
.....	1 vs. Alcorn State (12/22/13)
3FGA.....	2 vs. Minnesota (1/26/14)
.....	2 vs. Bucknell (11/20/13)
3PT%.....	1.000 (1-1) vs. Ohio State (1/16/14)
.....	1.000 (1-1) vs. Alcorn State (12/22/13)
FTM.....	n/a
FTA.....	n/a
FT%.....	n/a
Double-Doubles.....	n/a
20-point games.....	n/a

BIG TEN CONFERENCE CAREER HIGHS

Points.....	5 vs. Ohio State (1/16/14)
Rebs.....	2 at Nebraska (2/24/14)
Assists.....	n/a
Steals.....	n/a
Blocks.....	n/a
Minutes.....	8 vs. Indiana (1/22/14)
FGM.....	2 vs. Minnesota (1/26/14)
.....	2 vs. Ohio State (1/16/14)
FGA.....	4 vs. Minnesota (1/26/14)
FG%.....	.667 (2-3) vs. Ohio State (1/16/14)
3FGM.....	1 vs. Ohio State (1/16/14)
3FGA.....	2 vs. Minnesota (1/26/14)
3PT%.....	1.000 (1-1) vs. Ohio State (1/16/14)
FTM.....	n/a
FTA.....	n/a
FT%.....	n/a
Double-Doubles.....	n/a
20-point games.....	n/a

#44 TORI WALDNER

CAREER HIGHS

Points.....	14 vs. Northwestern (2/20/14)
Rebs.....	11 vs. Texas A&M (12/15/13)
Assists.....	5 vs. Illinois State (11/30/13)
Steals.....	3 vs. Michigan State (2/10/13)
Blocks.....	5 vs. Northwestern (2/20/14)
.....	5 vs. Minnesota (1/24/13)
Minutes.....	33 vs. Texas A&M (12/15/13)
FGM.....	6 vs. Northwestern (2/20/14)
FGA.....	13 vs. Wisconsin (2/16/14)
FG%.....	1.000 (10x)
.....	last at Illinois (1-1) (1/9/14)
3FGM.....	1 vs. Connecticut (11/17/13)
3FGA.....	2 vs. Connecticut (11/17/13)
3PT%.....	.500 (2-2) vs. Connecticut (11/17/13)
FTM.....	6 vs. Howard (11/11/12)
FTA.....	6 vs. Howard (11/11/12)
FT%.....	1.000 (9x)
.....	last vs. Northwestern (2-2) (2/20/14)
Career Double-Doubles.....	n/a
Career 20-point games.....	n/a

SEASON HIGHS

Points.....	14 vs. Northwestern (2/20/14)
Rebs.....	11 vs. Texas A&M (12/15/13)
Assists.....	5 vs. Illinois State (11/30/13)
Steals.....	2 (3x) last vs. Northwestern (2/20/14)
Blocks.....	5 vs. Northwestern (2/20/14)
Minutes.....	33 vs. Texas A&M (12/15/13)
FGM.....	6 vs. Northwestern (2/20/14)
FGA.....	13 vs. Wisconsin (2/16/14)
FG%.....	1.000 (1-1) at Illinois (1/9/14)
.....	1.000 (1-1) vs. Alcorn State (12/22/13)
3FGM.....	1 vs. Connecticut (11/17/13)
3FGA.....	2 vs. Connecticut (11/17/13)
3PT%.....	.500 (1-2) vs. Connecticut (11/17/13)
FTM.....	3 vs. Indiana (1/22/14)
FTA.....	5 vs. Indiana (1/22/14)
.....	5 vs. Texas A&M (12/15/13)
FT%.....	1.000 (5x)
.....	last vs. Northwestern (2-2) (2/20/14)
Double-Doubles.....	n/a
20-point games.....	n/a

BIG TEN CONFERENCE CAREER HIGHS

Points.....	14 vs. Northwestern (2/20/14)
Rebs.....	9 vs. Northwestern (2/20/14)
Assists.....	4 (3x) last at Nebraska (2/24/14)
Steals.....	3 vs. Michigan State (2/10/13)
Blocks.....	5 vs. Northwestern (2/20/14)
.....	5 vs. Minnesota (1/24/13)
Minutes.....	32 vs. Northwestern (2/20/14)
FGM.....	6 vs. Northwestern (2/20/14)
FGA.....	13 vs. Wisconsin (2/16/14)
FG%.....	1.000 (7x) last at Illinois (1-1) (1/9/14)
3FGM.....	n/a
3FGA.....	1 vs. Ohio State (1/16/14)
.....	1 vs. Wisconsin (1/17/13)
3PT%.....	n/a
FTM.....	3 vs. Indiana (1/22/14)
FTA.....	5 vs. Indiana (1/22/14)
FT%.....	1.000 (7x)
.....	last vs. Northwestern (2-2) (2/20/14)
Double-Doubles.....	n/a
20-point games.....	n/a

LADY LIONS

BY THE NUMBERS

DOUBLE FIGURE PERFORMANCES

Maggie Lucas - 27
Ariel Edwards - 25
Dara Taylor - 22
Talia East - 9
Tori Waldner - 6
Kaliyah Mitchell - 2
Candice Agee - 1
Peyton Whitted - 1

20-POINT PERFORMANCES

Maggie Lucas - 15
Ariel Edwards - 6
Dara Taylor - 1

30-POINT PERFORMANCES

Maggie Lucas - 3

DOUBLE-DOUBLE PERFORMANCES

Talia East - 4
Ariel Edwards - 3
Dara Taylor - 1

DOUBLE-DIGIT REBOUNDING PERFORMANCES

Talia East - 8
Alex Harris - 3
Tori Waldner - 3
Ariel Edwards - 3
Peyton Whitted - 1
Kaliyah Mitchell - 1

DOUBLE-DIGIT ASSIST PERFORMANCES

Dara Taylor - 1





COQUESE WASHINGTON

Head Coach
7th Season

PENN STATE LADY LION BASKETBALL

Coquese Washington was introduced as the fifth head coach of the Penn State women's basketball program on April 23, 2007. Washington is the first female African-American head coach in Penn State history.

The Lady Lions continued their return to the national spotlight in 2012-13 as they collected their second-straight Big Ten regular-season title and seventh overall with a 26-6 overall record and 14-2 mark in conference play. In each of Washington's first six years, Penn State has improved their Big Ten win total. The Lady Lions posted their third consecutive 25-win season, joining the 1993-94, 1994-95 and 1995-96 squads as the only teams in program history to accomplish the feat. Penn State also advanced to the second round of the NCAA Tournament with a win over Cal Poly. The Lady Lions were consistently ranked in the Top 10 for most of the season and finished eighth in the Associated Press Top 25 and 12th in the USA Today Sports Coaches' Poll.

With another stellar campaign, the accolades continued to roll in for the Lady Lions. Washington was selected as the Big Ten Coach of the Year by the media for the second-straight season and became just the fifth mentor in Big Ten history to win back-to-back Coach of the Year accolades. She was also the WBCA Region 6 Coach of the Year and a finalist for WBCA National Coach of the Year for the second-straight season. The awards also piled up for Penn State's dynamic backcourt of Maggie Lucas and Alex Bentley. Lucas was selected as the Big Ten Player of the Year, was a Wade Trophy Finalist and was an All-America choice by four outlets, including the WBCA (honorable mention), Associated Press (second team), USBWA (first team) and Full Court (second team). She is just the third Lady Lion in program history to win Big Ten Player of the Year honors, joining Helen Darling and Kelly Mazzante. Bentley earned her third-straight first team All-Big Ten award and honorable mention All-America bids from the WBCA and Associated Press. She was also selected as the 2013 recipient of the Frances Pomeroy Naismith Award, which is presented to the nation's outstanding female collegian 5-8 and under. Bentley is the third Lady Lion to win the honor, joining Darling and Suzie McConnell. Nikki Greene also capped a stellar career for the Lady Lions with third team All-Big Ten accolades. She also became the first player in school history to accumulate 1,000 points, 900 rebounds and 200 blocks.

Both Bentley and Greene heard their names called on WNBA Draft night. Bentley was selected with the 13th overall pick by the Atlanta Dream to become the highest draft pick for the Lady Lions since Tanisha Wright (12th) in 2005. Greene was the 26th overall selection by the Phoenix Mercury to give Penn State two draft picks for the first time since 2004 (Mazzante, Jess Brungo).

With five graduating seniors in 2012-13, Penn State was stout on the recruiting trail, bringing in a seven-member class that was ranked 14th by ESPN/HoopGurlz. The Lady Lions also added transfer Sierra Moore from Duke to complete the eight-player class. The addition of Moore gives the Lady Lions four McDonald's All-Americans on the roster heading into the 2013-14 campaign, joining Dara Taylor (2009), Lucas (2010) and Candice Agee (2012).

Washington returned the Lady Lions to Big Ten prominence in her fifth season as she guided Penn State to the Big Ten regular-season title with a 13-3 record in conference play. Additionally, the Lady Lions advanced to the NCAA Tournament Sweet Sixteen with wins over UTEP and LSU en route to a 26-7 overall record. The Lady Lions posted back-to-back 20-win seasons for the first time since 2002-03 and 2003-04. It was also the first Big Ten crown and Sweet Sixteen berth for the Lady Lions since 2003-04. The Lady Lions were ranked throughout the season and finished ninth in the ESPN/USA Today Coaches' Poll and 11th in the Associated Press Top 25.

For her efforts in rebuilding the Penn State program, Washington was honored as the Big Ten Coach of the Year and the WBCA Region 6 Coach of the Year, making

THE WASHINGTON FILE

COACHING RESUME

2007-pres. - Head Coach, Penn State
 2013 - Asst. Coach, USA Basketball World U. Games
 2013-pres. - Vice President/President-Elect, WBCA
 2012-pres. - Kay Yow Cancer Fund Board of Directors
 2011-pres. - NCAA WBB Issues Committee
 2010-13 - Treasurer, WBCA Executive Committee
 2008-pres. - WBCA Board of Directors
 2009-12 - USA Basketball Women's Jr. National Committee
 2005-07 - Associate Head Coach, Notre Dame
 1999-05 - Assistant Coach, Notre Dame

PLAYING EXPERIENCE

2002-03 - WNBA's Indiana Fever
 2000-02 - WNBA's Houston Comets
 1998-99 - WNBA's New York Liberty
 1997-98 - ABL's Portland Power
 1989-93 - University of Notre Dame

EDUCATION

Notre Dame '92, B.A. History
 Notre Dame Law School '97, Juris Doctorate

AWARDS

- ❖ 2012, 2013 Big Ten Coach of the Year
- ❖ 2012, 2013 WBCA Region 6 Coach of the Year
- ❖ 2012, 2013 WBCA National Coach of the Year Finalist
- ❖ 2011, 2013 WBCA Female Coach of the Year
- ❖ 2009 Greater Flint Hall of Fame Inductee
- ❖ 2008 WBCA "Rising Star" Award Winner

FAMILY

Husband: Raynell Brown
 Children: Quenton (8), Rhaiyna (4)

her a finalist for WBCA National Coach of the Year. The accolades were not just limited to Washington; all five Lady Lion starters earned All-Big Ten recognition, including first team bids for Bentley and Lucas. Both Bentley and Lucas also garnered honorable mention All-America honors from the WBCA and Associated Press, respectively. Lucas joined the 1,000-point club in 2011-12, becoming just the third sophomore in program history to accomplish the feat.

On the recruiting trail, the Lady Lions' 2012 class earned a Top 20 class from Dan Olson's Collegiate Girls Basketball Report. The class included transfer Taylor, who sat out the 2011-12 season due to NCAA transfer rules, and McDonald's High School All-American Agee from California. Additionally, Agee earned a gold medal with the USA Basketball U18 National Team Trials at the 2012 FIBA Americas Championship in August.

Washington came to Happy Valley after eight seasons as an associate head coach and assistant coach under Muffet McGraw at Notre Dame, her alma mater. During Washington's eight years on the bench, Notre Dame amassed a 188-69 record with eight NCAA Tournament appearances, including four Sweet Sixteen runs and a National Championship in 2001.

Washington was a four-year starting point guard for Notre Dame under McGraw and was the team captain on Notre Dame's first-ever NCAA Tournament team. She was a two-time All-Midwestern Collegiate Conference (MCC) selection and led Notre Dame to three MCC Tournament titles.

The epitome of a student-athlete, Washington graduated from Notre Dame in 1992, a full year ahead of schedule, with a bachelor's degree in history. She went on to attain "Double Domer" status in 1997 after earning her Juris Doctorate from the Notre Dame Law School.

A native of Flint, Mich., Washington and her husband, Raynell Brown, have a son, Quenton (8), and a daughter, Rhaiyna (4). They reside in Port Matilda, Pa.

Washington's Coaching Record vs. Opponents

Alcorn State	1-0	Michigan	10-3
Arizona	1-0	Michigan State	5-8
Army	1-0	Middle Tennessee	1-0
Boston College	0-1	Minnesota	7-7
Bucknell	6-0	Mississippi	1-0
Buffalo	1-0	Monmouth	1-0
Cal Poly	1-0	Nebraska	3-2
CS-Northridge	1-0	Nevada	1-0
Charlotte	1-0	NJIT	2-0
Connecticut	0-4	North Carolina	1-0
Coppin State	1-0	Notre Dame	0-1
Dayton	2-1	Northwestern	9-1
Delaware	1-1	Oakland	2-0
DePaul	0-1	Ohio State	6-6
Detroit	1-0	Old Dominion	0-1
Drexel	2-1	Oregon State	1-0
Duke	1-0	Pittsburgh	2-1
Fair. Dickinson	1-0	Prairie View A&M	1-0
Fordham	1-0	Purdue	4-9
Florida State	0-1	Rider	1-0
Georgetown	3-0	St. Francis (Pa.)	1-0
Georgia Tech	0-1	South Carolina	4-1
Hartford	2-0	South Dakota St.	1-1
Hofstra	0-1	Stony Brook	1-0
Holy Cross	1-0	Syracuse	0-1
Howard	1-0	Texas A&M	2-1
Illinois	10-3	UTEP	1-0
Illinois State	1-0	Texas Tech	1-1
Indiana	7-4	Utah	1-0
Iowa	7-6	Virginia Tech	2-0
Iowa State	1-0	Wagner	1-0
Lafayette	1-0	Washington State	1-0
LSU	1-1	Wisconsin	6-6
Maine	1-0	UW-Green Bay	0-1
UMES	1-0	Xavier	0-1
Miami (Fla.)	0-1		



#15/13 Penn State 102, Lock Haven 51 Exhibition Game * Oct. 27, 2013 * University Park, Pa.

Lock Haven 51 • 0-0

#	Player	Total			3-Ptr			Rebounds			PF	TP	A	TO	Blk	Stl	Min
		FG-FGA	FG-FGA	FT-FTA	FG-FGA	FG-FGA	FT-FTA	Off	Def	Tot							
15	LANE, Sami	* 3-14	1-3	1-2	0	1	1	2	8	2	5	0	1	34			
21	McDANIEL, Syvae	* 1-2	0-0	1-2	5	2	7	3	3	1	0	0	0	29			
24	MOYER, Marrysa	* 5-14	2-4	5-10	1	6	7	3	17	2	3	0	0	37			
30	McDANIEL, Rachael	* 3-11	1-5	0-0	0	1	1	2	7	0	4	1	0	19			
32	GILDEA, Hannah	* 1-6	0-1	2-4	1	2	3	4	0	1	0	0	0	26			
01	HEYWARD, Shaleta	* 0-1	0-1	0-0	0	0	0	1	0	0	0	0	0	3			
02	RYAN, Kelsey	* 0-0	0-0	2-2	2	2	2	1	2	1	0	0	0	4			
04	WARD, Marissa	* 1-6	0-0	0-0	1	0	1	0	0	1	0	0	0	2			
23	HILLIARD, JJ	* 0-2	0-3	8-9	1	0	1	4	10	0	3	0	0	15			
25	BREHONY, Alex	* 2-0	0-0	0-0	0	1	1	0	0	1	0	0	0	14			
40	MORSE, Sydney	* 0-2	0-0	0-2	0	2	2	4	0	0	1	0	0	13			
44	FARMERY, Dakota	* 0-0	0-0	0-0	0	1	1	1	0	0	0	0	0	4			
	Team				5	4	9										
	Totals	14-60	4-17	19-31	16	20	36	24	51	7	19	1	1	200			

FG % 1st Half: 7-27 25.9% 2nd half: 7-33 21.2% Game: 14-60 23.3%
3FG % 1st Half: 0-2 0.0% 2nd half: 4-15 26.7% Game: 4-17 23.5%
FT % 1st Half: 11-19 57.9% 2nd half: 8-12 66.7% Game: 19-31 61.3%

Penn State 102 • 0-0

#	Player	Total			3-Ptr			Rebounds			PF	TP	A	TO	Blk	Stl	Min
		FG-FGA	FG-FGA	FT-FTA	FG-FGA	FG-FGA	FT-FTA	Off	Def	Tot							
01	Agee, Candice	* 3-9	0-0	0-0	6	2	8	2	6	0	3	1	0	17			
02	Taylor, Dara	* 4-10	0-2	1-1	3	3	6	2	9	6	1	0	2	27			
23	Edwards, Ariel	* 7-10	0-0	7-7	1	4	5	0	21	2	1	0	2	23			
33	Lucas, Maggie	* 4-11	3-8	8-8	0	4	4	0	19	4	1	1	3	21			
44	Waldner, Tori	* 2-4	0-0	2-2	5	1	6	3	6	0	2	1	0	12			
05	East, Talia	* 3-4	0-0	1-2	1	2	3	1	7	0	1	0	0	13			
10	Sevillian, Keke	* 1-6	0-1	2-2	0	0	0	3	4	2	1	0	1	16			
11	Harris, Alex	* 0-1	0-0	2-3	1	6	7	2	2	1	1	2	0	17			
15	Mitchell, Kaliyah	* 3-5	0-1	3-6	3	7	10	4	9	1	3	1	2	15			
20	Alston, Infiniti	* 2-2	0-0	0-1	2	1	3	2	4	0	1	2	0	7			
25	Whitted, Peyton	* 4-7	1-3	2-2	1	1	2	1	11	1	0	0	2	19			
41	DeGraaf, Jenny	* 2-6	0-0	0-0	0	2	2	1	4	0	0	2	0	13			
	Team				2	1	3										
	Totals	35-75	4-15	28-34	25	34	59	21	102	17	15	10	12	200			

FG % 1st Half: 17-43 39.5% 2nd half: 18-32 56.3% Game: 35-75 46.7%
3FG % 1st Half: 3-10 30.0% 2nd half: 1-5 20.0% Game: 4-15 26.7%
FT % 1st Half: 16-17 94.1% 2nd half: 12-17 70.6% Game: 28-34 82.4%

Officials: Michael McConnell, Shannon Feck, Kathy Ridilla
Technical fouls: Lock Haven-McDANIEL, Syvae. Penn State-None.
Attendance: 3443

Notable

- Senior guard/forward **Ariel Edwards** registered 21 points to pace the Lady Lions. She scored 14 of her game-best 21 points in the first half.
- Freshman **Peyton Whitted** also reached double figures with 11 points on 4-for-7 shooting.
- Fellow freshman **Kaliyah Mitchell** nearly tallied a double-double with nine points and 10 boards in 15 minutes of action.

#15/13 Penn State 78, Fordham 61 Game #2 * Nov. 10, 2013 * University Park, Pa.

Fordham 61 • 1-1

#	Player	Total			3-Ptr			Rebounds			PF	TP	A	TO	Blk	Stl	Min
		FG-FGA	FG-FGA	FT-FTA	FG-FGA	FG-FGA	FT-FTA	Off	Def	Tot							
01	Rooney, Erin	* 5-14	2-4	8-10	1	5	6	4	20	3	4	0	1	40			
11	Tapio, Emily	* 2-3	0-0	2-2	0	2	2	3	6	0	2	0	0	15			
24	Clark, Samantha	* 4-10	2-4	0-0	1	2	3	4	10	3	0	2	0	22			
25	Misry, Hannah	* 2-8	2-8	0-0	1	3	4	2	6	1	0	0	0	19			
42	Corning, Abigail	* 2-9	0-2	0-0	4	6	10	5	4	7	7	0	2	37			
03	Gjerkes, Alina	* 1-4	0-1	3-4	1	1	2	0	5	0	1	0	1	15			
12	Nwachukwu, Mary	* 2-3	0-0	2-2	1	1	2	1	6	0	1	0	0	16			
14	Pdovano, Danielle	* 2-4	0-1	0-0	0	1	1	0	4	0	1	0	1	18			
22	Burns, Danielle	* 0-4	0-0	0-0	1	1	2	3	0	0	0	2	0	16			
23	Gibson, Khadijah	* 0-0	0-0	0-0	0	0	0	0	0	0	0	0	0	2			
	Team				3	2	5										
	Totals	20-59	6-20	15-18	13	24	37	22	61	14	16	2	7	200			

FG % 1st Half: 9-27 33.3% 2nd half: 11-32 34.4% Game: 20-59 33.9%
3FG % 1st Half: 3-11 27.3% 2nd half: 3-9 33.3% Game: 6-20 30.0%
FT % 1st Half: 7-8 87.5% 2nd half: 8-10 80.0% Game: 15-18 83.3%

Penn State 78 • 2-0

#	Player	Total			3-Ptr			Rebounds			PF	TP	A	TO	Blk	Stl	Min
		FG-FGA	FG-FGA	FT-FTA	FG-FGA	FG-FGA	FT-FTA	Off	Def	Tot							
01	Agee, Candice	* 3-5	0-0	2-6	2	5	7	2	8	0	2	0	0	15			
02	Taylor, Dara	* 5-14	2-4	0-0	0	0	2	5	12	2	2	1	2	22			
23	Edwards, Ariel	* 7-12	1-2	2-2	3	1	4	2	17	4	1	0	2	22			
33	Lucas, Maggie	* 7-14	4-6	5-5	1	4	5	2	23	1	1	0	1	29			
44	Waldner, Tori	* 1-6	0-0	0-0	1	2	3	0	2	0	0	1	0	13			
05	East, Talia	* 2-3	0-0	2-2	2	0	2	2	6	2	1	0	0	17			
10	Sevillian, Keke	* 1-4	1-3	0-0	0	2	2	3	3	1	2	0	0	17			
11	Harris, Alex	* 0-2	0-0	0-0	0	6	6	1	0	1	2	1	1	22			
15	Mitchell, Kaliyah	* 1-4	0-0	2-4	5	1	6	0	4	1	1	0	0	21			
20	Alston, Infiniti	* 0-0	0-0	0-0	0	0	0	1	0	0	1	0	0	3			
25	Whitted, Peyton	* 0-2	0-1	3-4	2	1	3	3	3	0	0	1	0	10			
41	DeGraaf, Jenny	* 0-1	0-0	0-0	0	2	2	0	0	0	0	0	0	9			
	Team				5	1	6										
	Totals	27-67	8-16	16-23	21	27	48	21	78	12	14	4	6	200			

FG % 1st Half: 14-32 43.8% 2nd half: 13-35 37.1% Game: 27-67 40.3%
3FG % 1st Half: 5-10 50.0% 2nd half: 3-6 50.0% Game: 8-16 50.0%
FT % 1st Half: 5-6 83.3% 2nd half: 11-17 64.7% Game: 16-23 69.6%

Officials: Bryan Entlerline, Rachelle Jones, Joe Vaszily
Technical fouls: Fordham-None. Penn State-None.
Attendance: 3834

Score by periods	1st	2nd	Total
Fordham	28	33	61
Penn State	38	40	78

Last FG - FOR 2nd-01:32, PSU 2nd-05:01.
Largest lead - FOR None, PSU by 27 2nd-05:01.

Notable

- Maggie Lucas** passes Michigan State's Lindsay Bowen (2003-06) for second place on the Big Ten's career three-pointers list (297).
- Sophomore center **Candice Agee** tied her career high with eight points.
- This is the eighth consecutive 2-0 start for the Lady Lions.
- PSU extended its non-con home court to 15 games, tied for the 2nd-longest streak in program history.

#15/13 Penn State 117, St. Francis (Pa.) 77 Game #1 * Nov. 8, 2013 * University Park, Pa.

St. Francis (Pa.) 77 • 0-1

#	Player	Total			3-Ptr			Rebounds			PF	TP	A	TO	Blk	Stl	Min
		FG-FGA	FG-FGA	FT-FTA	FG-FGA	FG-FGA	FT-FTA	Off	Def	Tot							
10	TAYLOR, Brooklyn	* 1-11	1-11	1-2	0	5	5	4	4	3	2	0	0	25			
12	BROCK, Aisha	* 3-9	0-4	3-3	1	1	2	3	9	5	3	0	0	22			
22	HAYWARD, Alexa	* 7-14	1-2	0-0	1	1	2	4	20	1	1	0	1	38			
40	WILLIAMS, Alli	* 3-16	1-6	7-11	2	3	5	2	14	0	2	0	4	12			
45	PHILLIPS, Hope	* 0-2	0-2	0-2	1	2	3	4	0	0	1	1	0	16			
02	BLAINE, Erin	* 3-4	0-1	4-6	0	0	0	3	10	0	8	0	2	17			
11	STOKES, Shayela	* 0-5	0-1	0-0	0	1	1	4	0	0	1	0	1	16			
14	ALLISON, Taylor	* 0-2	0-2	0-0	0	0	0	1	0	0	0	0	0	2			
20	MURPHY, Bridget	* 2-4	2-0	0-0	0	1	1	2	6	1	6	0	1	16			
24	THOMPSON, Allison	* 0-1	0-0	0-0	0	0	0	1	0	0	0	0	0	4			
31	KEEGAN, Rebecca	* 1-1	0-0	0-0	1	3	4	1	2	0	0	0	0	13			
50	BETHEL, Samiah	* 5-6	0-1	2-5	2	1	3	3	12	2	6	1	1	19			
	Team				6	1	7										
	Totals	25-75	10-42	17-29	14	19	33	32	77	12	30	2	10	200			

FG % 1st Half: 12-35 34.3% 2nd half: 13-40 32.5% Game: 25-75 33.3%
3FG % 1st Half: 4-20 20.0% 2nd half: 6-22 27.3% Game: 10-42 23.8%
FT % 1st Half: 10-18 55.6% 2nd half: 7-11 63.6% Game: 17-29 58.6%

Penn State 117 • 1-0

#	Player	Total			3-Ptr			Rebounds			PF	TP	A	TO	Blk	Stl	Min
		FG-FGA	FG-FGA	FT-FTA	FG-FGA	FG-FGA	FT-FTA	Off	Def	Tot							
01	Agee, Candice	* 3-5	0-0	1-1	2	1	3	3	7	1	3	0	1	11			
02	Taylor, Dara	* 4-6	0-1	6-8	0	1	3	2	14	6	2	1	3	22			
23	Edwards, Ariel	* 9-11	1-4	0-3	1	4	3	1	23	3	1	3	2	29			
33	Lucas, Maggie	* 8-18	1-2	16-16	1	7	8	2	33	5	3	0	5	31			
44	Waldner, Tori	* 1-2	0-0	1-2	1	2	3	3	3	0	3	0	0	18			
05	East, Talia	* 3-6	0-0	2-2	2	6	8	4	8	0	1	0	1	17			
10	Sevillian, Keke	* 2-6	0-2	4-4	0	3	3	3	8	1	4	0	4	18			
11	Harris, Alex	* 2-4	0-0	2-4	5	5	10	4	6	0	3	0	1	17			
15	Mitchell, Kaliyah	* 5-8	0-0	1-2	1	5	6	1	11	1	1	1	1	17			
25	Whitted, Peyton	* 2-3	0-1	0-0	1	2	3	1	4	0	0	0	0	12			
41	DeGraaf, Jenny	* 0-2	0-1	0-0	1	1	2	1	0	2	0	0	0	8			
	Team				3	4	7										
	Totals	39-73	2-8	37-43	17	40</											

#15/14 Penn State 92, Bucknell 49

Game #4 * Nov. 20, 2013 * University Park, Pa.

Bucknell 49 • 1-3

#	Player	Total		3-Ptr		Rebounds			PF	TP	A	TO	Blk	Stl	Min
		FG-FGA	FG-FGA	FT-FTA	Off	Def	Tot								
11	McGurk, Megan	* 2-11	2-7	3-4	0	2	2	1	4	7	4	0	0	27	
12	DeBoer, Claire	* 1-3	0-0	2-4	0	2	2	3	4	1	0	1	1	31	
15	Romine, Shelby	* 3-10	0-5	0-0	2	3	5	3	6	3	6	0	2	31	
34	Jones, Sheaira	* 1-3	0-1	0-0	0	0	0	3	2	2	0	0	2	15	
44	Dotson, Audrey	* 3-9	1-4	6-6	6	6	12	4	13	2	0	0	3	35	
04	O'Bryan, Claire Maree	* 0-3	0-1	1-3	0	3	3	5	1	0	3	1	1	14	
10	Hemming, Alex	* 4-9	1-2	0-1	1	1	2	1	9	0	1	0	0	22	
13	Sneed, Jordan	* 0-0	0-0	0-0	0	0	0	0	0	0	0	0	0	1	
23	Wilk, Tara	* 0-1	0-0	0-0	0	0	0	1	0	0	0	0	0	2	
31	Harris, Katherine	* 0-2	0-1	0-0	0	0	0	0	0	2	0	0	0	9	
35	Impelizeri, Micki	* 0-2	0-0	2-4	0	0	0	2	0	0	0	0	0	9	
41	Swart, Sune	* 0-0	0-0	3-6	0	1	1	2	3	0	1	0	0	3	
50	Purnell, Stephanie	* 0-1	0-1	0-0	1	0	1	0	0	0	0	0	0	2	
	Team				1	3	4			3					
	Totals	14-55	4-22	17-28	11	21	32	24	49	10	20	2	9	200	
	FG % 1st Half:	5-25	20.0%	2nd half:	9-30	30.0%	Game:	14-55	25.5%					Deadball	
	3FG % 1st Half:	1-7	14.3%	2nd half:	3-15	20.0%	Game:	4-22	18.2%					Rebounds	
	FT % 1st Half:	12-15	80.0%	2nd half:	5-13	38.5%	Game:	17-28	60.7%					3	

Penn State 92 • 3-1

#	Player	Total		3-Ptr		Rebounds			PF	TP	A	TO	Blk	Stl	Min
		FG-FGA	FG-FGA	FT-FTA	Off	Def	Tot								
02	Taylor, Dara	* 2-9	0-2	0-1	0	1	1	1	4	7	4	0	6	25	
05	East, Talia	* 1-3	0-0	0-0	2	2	4	5	2	1	3	0	0	10	
23	Edwards, Ariel	* 5-7	0-0	4-4	3	4	7	1	14	5	1	0	1	21	
33	Lucas, Maggie	* 6-17	1-7	4-4	1	3	4	1	17	1	2	0	1	25	
44	Waldner, Tori	* 1-6	0-0	0-0	0	6	6	5	10	1	2	2	0	21	
01	Agee, Candice	* 7-10	0-0	2-2	5	1	6	2	16	1	1	2	0	21	
10	Sevillian, Keke	* 5-3	1-3	2-2	0	1	1	1	5	1	0	0	0	9	
11	Harris, Alex	* 3-3	0-0	2-5	3	8	11	3	8	0	1	2	0	20	
15	Mitchell, Kaliyah	* 4-7	0-1	6-7	3	5	8	2	14	1	1	0	1	20	
20	Alston, Infiniti	* 0-0	0-0	0-0	0	0	0	1	0	0	0	0	0	4	
25	Whitted, Peyton	* 0-3	0-3	0-0	0	0	0	1	0	0	0	0	1	13	
41	DeGraaf, Jenny	* 1-3	0-2	0-0	0	1	1	2	2	2	1	0	0	11	
	Team				1	2	3								
	Totals	35-71	2-18	20-25	18	38	56	26	92	20	16	6	10	200	
	FG % 1st Half:	22-39	56.4%	2nd half:	13-32	40.6%	Game:	35-71	49.3%					Deadball	
	3FG % 1st Half:	1-8	12.5%	2nd half:	1-10	10.0%	Game:	2-18	11.3%					Rebounds	
	FT % 1st Half:	8-11	72.7%	2nd half:	12-14	85.7%	Game:	20-25	80.0%					2	

Officials: John Whitson, Jennifer Rezac, Kevin Pethelt
 Technical fouls: Bucknell-None, Penn State-None.
 Attendance: 3646

Score by periods	1st	2nd	Total
Bucknell	23	26	49
Penn State	53	39	92

	In	Off	2nd	Fast	Bench
Points	Paint	T/O	Chance	Break	
BUCKNELL	20	4	4	2	15
PSU	48	25	25	16	45

Last FG - BUCKNELL 2nd-03:10, PSU 2nd-00:55.
 Largest lead - BUCKNELL None, PSU by 44 2nd-00:55.

Score tied - 1 time.
 Lead changed - 0 times.

Notable

- Sophomore center **Candice Agee** had a career-high 16 points, surpassing her previous personal mark of eight points, which happened on four occasions.
- Penn State had five double figure scorers for the first time since Dec. 2, 2013 against Fairleigh Dickinson.
- The 43-point margin of victory is the largest since defeating Wisconsin by 44 on Jan. 17, 2013.

#14/13 Penn State 72, Illinois State 60

Game #6 * Nov. 30, 2013 * Freeport, Bahamas

Illinois State 60 • 1-4

#	Player	Total		3-Ptr		Rebounds			PF	TP	A	TO	Blk	Stl	Min
		FG-FGA	FG-FGA	FT-FTA	Off	Def	Tot								
03	CRUMP, Octavia	* 4-9	0-0	5-8	4	5	9	4	13	2	3	0	3	26	
04	NELSON, Chloe	* 2-13	1-6	5-8	0	1	1	4	10	5	5	0	2	38	
11	HALL, Stekara	* 2-8	2-3	0-4	1	2	3	5	6	1	4	0	0	27	
14	FOLEY, Alexia	* 9-22	6-12	0-0	1	3	4	4	24	1	3	1	1	37	
35	PUNI, Brianna	* 2-5	0-0	3-4	5	6	11	4	7	0	1	0	1	33	
21	BESS, Zenobia	* 0-1	0-0	0-0	2	1	3	0	0	1	2	0	1	14	
22	SEBERGER, Alison	* 0-0	0-0	0-0	0	0	0	0	0	0	0	0	0	3	
32	STEWART, Taylor	* 0-4	0-0	0-0	0	2	2	1	0	3	1	0	0	18	
34	GEBHART, Kalyan	* 0-0	0-0	0-0	0	1	1	0	0	0	1	0	0	4	
	Team				5	3	8								
	Totals	19-62	9-21	13-24	18	24	42	22	60	13	20	1	8	200	
	FG % 1st Half:	11-31	35.5%	2nd half:	8-31	25.8%	Game:	19-62	30.6%					Deadball	
	3FG % 1st Half:	7-13	53.8%	2nd half:	2-8	25.0%	Game:	9-21	42.9%					Rebounds	
	FT % 1st Half:	5-6	83.3%	2nd half:	8-18	44.4%	Game:	13-24	54.2%					5	

Penn State 72 • 5-1

#	Player	Total		3-Ptr		Rebounds			PF	TP	A	TO	Blk	Stl	Min
		FG-FGA	FG-FGA	FT-FTA	Off	Def	Tot								
02	Taylor, Dara	* 4-9	0-3	4-7	0	1	1	3	12	3	4	0	3	31	
05	East, Talia	* 2-4	0-0	0-1	4	7	11	3	4	1	4	2	1	28	
23	Edwards, Ariel	* 3-9	0-0	0-0	0	2	2	1	6	1	1	0	1	25	
33	Lucas, Maggie	* 7-15	2-7	9-9	0	1	1	3	25	3	4	0	2	29	
44	Waldner, Tori	* 0-2	0-0	0-0	1	5	6	1	0	5	1	1	0	18	
01	Agee, Candice	* 2-3	0-0	2-5	0	4	4	3	6	0	3	0	0	16	
10	Sevillian, Keke	* 2-4	1-1	0-0	0	1	1	1	5	1	1	0	1	10	
11	Harris, Alex	* 2-4	0-0	2-2	5	6	11	3	6	2	1	2	0	18	
15	Mitchell, Kaliyah	* 2-2	1-1	1-2	0	1	1	1	6	1	0	0	0	12	
25	Whitted, Peyton	* 1-2	0-1	0-0	1	0	1	2	2	0	1	0	0	9	
41	DeGraaf, Jenny	* 0-1	0-0	0-0	0	0	0	1	0	0	1	0	0	4	
	Team				1	3	4								
	Totals	25-55	4-13	18-26	12	31	43	22	72	17	22	7	8	200	
	FG % 1st Half:	19-33	57.6%	2nd half:	6-22	27.3%	Game:	25-55	45.5%					Deadball	
	3FG % 1st Half:	2-7	28.6%	2nd half:	2-6	33.3%	Game:	4-13	30.8%					Rebounds	
	FT % 1st Half:	4-9	44.4%	2nd half:	14-17	82.4%	Game:	18-26	69.2%					2	

Officials: Kathy Lynch, Angela Lewis, Tiffany Bird
 Technical fouls: Illinois State-None, Penn State-None.
 Attendance: 236

Score by periods	1st	2nd	Total
Illinois State	34	26	60
Penn State	44	28	72

	In	Off	2nd	Fast	Bench
Points	Paint	T/O	Chance	Break	
ILS	18	16	7	2	9
PSU	34	17	12	8	25

Last FG - ILS 2nd-00:57, PSU 2nd-01:26.
 Largest lead - ILS by 2 1st-19:26, PSU by 12 2nd-05:50.

Score tied - 1 time.
 Lead changed - 1 time.

Notable

- The Lady Lions won their second Junkanoo Jam championship with the first coming in 2003.
- Maggie Lucas** was selected as the Tournament MVP after averaging 21.0 points, 1.5 assists and 1.5 steals in two games.
- Dara Taylor** was named to the All-Tournament team.
- Tori Waldner** dished out a career-high five assists.

#14/13 Penn State 61, Oregon State 56

Game #5 * Nov. 29, 2013 * Freeport, Bahamas

Oregon State 56 • 4-0

#	Player	Total		3-Ptr		Rebounds			PF	TP	A	TO	Blk	Stl	Min
		FG-FGA	FG-FGA	FT-FTA	Off	Def	Tot								
14	Gibson, Ali	* 2-6	0-2	4-6	1	1	2	5	8	0	5	0	2	25	
15	Weisner, Jamie	* 4-16	3-7	3-3	5	5	10	4	14	1	3	0	1	29	
21	Wiese, Sydney	* 1-6	1-5	1-2	0	1	1	3	4	6	3	0	2	34	
32	Hunter, Deven	* 0-2	0-1	0-1	1	4	5	0	0	2	0	1	0	14	
44	Hambli, Ruthi	* 2-4	0-0	1-4	3	5	8	3	5	0	1	3	0	28	
02	Toure, Khadija	* 0-2	0-0	0-0	0	2	2	0	0	1	1	0	2	10	
04	Brown, Breanna	* 0-1	0-0	0-1	2	1	3	3	0	0	1	2	1	11	
05	Siegner, Samantha	* 5-11	2-3	2-2	2	5	7	0	14	3	3	1	1	25	
11	Hanson, Gabriella	* 1-1	0-0	0-0	1	0	1	0	2	0	1	0	0	1	
12	Orum, Kolbie	* 0-1	0-0	0-0	0	1	1	0	0	0	0	0	0	2	
24	Martin, Alyssa	* 3-8	1-5	2-3	0	2	2	0	9	2	5	0	0	21	
	Team				1	1	2								
	Totals	18-58	7-23	13-22	16	28	44	23	56	13	26	6	10	200	
	FG % 1st Half:	9-31	29.0%	2nd half:	9-27	33.3%	Game:	18-58	31.0%					Deadball	
	3FG % 1st Half:	4-14	28.6%	2nd half:	3-9	33.3%	Game:	7-23	30.4%					Rebounds	
	FT % 1st Half:	5-7	71.4%	2nd half:	8-15	53.3%	Game:	13-22	59.1%					2,3	

Penn State 61 • 3-1

#	Player	Total		3-Ptr		Rebounds			PF	TP	A	TO	Blk	Stl	Min
		FG-FGA	FG-FGA	FT-FTA	Off	Def	Tot								
02	Taylor, Dara	* 4-10	0-0	2-2	0	1	1	4							

#11/10 Penn State 77, Georgetown 68

Game #8 * Dec. 8, 2013 * Washington, D.C.

Penn State 77 • 6-2

#	Player	Total		3-Ptr		Rebounds			PF	TP	A	TO	Blk	Stl	Min
		FG-FGA	FG-FGA	FT-FTA	FT-FTA	Off	Def	Tot							
02	Taylor, Dara	* 3-8	0-1	6-6	1	4	5	0	12	6	5	0	1	33	
05	East, Talia	* 4-8	0-0	2-2	2	3	5	4	10	2	1	0	1	19	
23	Edwards, Ariel	* 3-6	0-2	6-9	4	2	6	2	12	4	2	0	1	30	
33	Lucas, Maggie	* 10-21	5-12	5-6	1	4	5	2	30	4	4	0	3	37	
44	Waldner, Tori	* 2-6	0-0	0-1	1	9	10	3	4	1	2	3	0	30	
01	Agee, Candice	0-4	0-0	2-4	2	1	3	4	2	0	1	1	0	14	
10	Sevillian, Keke	1-1	0-0	0-0	0	0	0	0	2	0	2	0	0	5	
11	Harris, Alex	0-1	0-0	1-2	1	2	3	1	1	0	0	0	0	9	
15	Mitchell, Kaliyah	1-2	0-1	0-0	0	3	3	1	2	0	1	0	1	16	
20	Alston, Infiniti	0-1	0-0	0-0	0	0	0	2	0	0	0	0	0	2	
25	Whitted, Peyton	0-1	0-1	2-2	0	1	1	0	2	0	0	0	0	5	
Team					0	5	5			1					
Totals		24-59	5-17	24-32	12	34	46	19	77	17	19	4	7	200	

FG % 1st Half: 7-34 20.6% 2nd half: 17-25 68.0% Game: 24-59 40.7%
 3FG % 1st Half: 3-14 21.4% 2nd half: 2-3 66.7% Game: 5-17 29.4%
 FT % 1st Half: 11-15 73.3% 2nd half: 13-17 76.5% Game: 24-32 75.0%

Georgetown 68 • 5-3

#	Player	Total		3-Ptr		Rebounds			PF	TP	A	TO	Blk	Stl	Min
		FG-FGA	FG-FGA	FT-FTA	FT-FTA	Off	Def	Tot							
01	MCCORMICK, Katie	* 6-20	5-13	0-0	1	2	3	3	17	2	2	0	2	36	
11	WHITE, Andrea	* 3-11	0-0	1-4	5	3	8	5	7	5	3	0	7	33	
23	POWELL, Samisha	* 1-5	0-3	2-2	1	2	3	3	4	1	1	0	0	25	
24	WOODARD, Faith	* 3-13	0-2	4-6	3	2	5	4	10	3	1	2	0	33	
51	BUTLER, Natalie	* 4-8	0-0	4-7	0	9	9	4	12	1	6	0	0	33	
03	KING, Tyshele	1-4	1-2	2-2	1	1	3	1	5	1	3	0	0	18	
12	FREEDMAN, Kelyn	1-2	0-0	0-0	0	0	0	1	2	0	0	0	0	2	
13	MARTIN, Jade	2-3	2-3	0-0	1	2	3	2	6	1	1	0	0	8	
35	VITALIS, Dominique	2-3	0-0	1-1	2	1	3	1	5	1	1	0	0	12	
Team					1	3	4								
Totals		23-69	8-23	14-22	16	25	41	24	68	15	18	2	9	200	

FG % 1st Half: 7-30 23.3% 2nd half: 16-39 41.0% Game: 23-69 33.3%
 3FG % 1st Half: 2-6 33.3% 2nd half: 6-17 35.3% Game: 8-23 34.8%
 FT % 1st Half: 9-15 60.0% 2nd half: 5-7 71.4% Game: 14-22 63.6%

Officials: Dee Kantner, Angela Lewis, Tiara Cruse
 Technical fouls: Penn State-None. Georgetown-None.
 Attendance: 529

Score by periods	1st	2nd	Total
Penn State	28	49	77
Georgetown	25	43	68

Last FG - PSU 2nd-01:55, GU 2nd-00:18.
 Largest lead - PSU by 19 2nd-10:54, GU by 1 1st-12:10.

Notable

- Maggie Lucas became the fifth player in Penn State history to score 2,000 career points, joining Kelly Mazzante, Susan Robinson, Tyra Grant and Kahadeejah Herbert on the elite list.
- Lucas is also the 17th player in Big Ten history to reach 2,000 points.
- Tori Waldner pulled in 10 rebounds for the second double-digit rebounding game of her career.
- Lucas passed Tanisha Wright for fifth place on Penn State's career scoring list.

#12/12 Penn State 66, #20/24 Texas A&M 58

Game #10 * Dec. 15, 2013 * University Park, Pa.

Texas A&M 58 • 6-3

#	Player	Total		3-Ptr		Rebounds			PF	TP	A	TO	Blk	Stl	Min
		FG-FGA	FG-FGA	FT-FTA	FT-FTA	Off	Def	Tot							
01	Courtney Williams	* 4-10	0-2	3-6	3	6	9	5	11	0	6	0	0	34	
34	Jordan Jones	* 0-4	0-3	0-0	0	1	1	2	0	3	3	0	2	25	
23	Courtney Walker	* 7-20	2-4	4-4	1	3	4	4	20	0	5	1	2	37	
34	Karla Gilbert	* 1-5	0-0	0-2	3	7	10	3	2	0	4	2	0	22	
35	Achiri Ade	* 1-5	0-0	0-0	2	5	7	4	2	0	3	0	1	19	
11	Curtyce Knox	0-3	0-2	4-4	0	4	4	1	4	7	0	1	0	21	
12	Jada Terry	0-0	0-0	0-0	1	0	1	2	0	0	0	0	0	2	
13	Chelsea Jennings	0-1	0-0	0-0	0	0	0	0	0	0	0	0	0	1	
14	Kristen Grant	0-0	0-0	0-0	0	1	1	0	0	0	0	0	0	5	
15	Tori Scott	6-12	2-6	0-0	1	0	1	3	14	0	0	0	0	23	
23	Rachel Mitchell	1-4	0-0	3-4	1	2	3	2	5	0	1	1	1	11	
Team					4	4	8			2					
Totals		20-64	4-17	14-20	16	33	49	26	58	10	24	5	6	200	

FG % 1st Half: 10-35 28.6% 2nd half: 10-29 34.5% Game: 20-64 31.3%
 3FG % 1st Half: 2-13 15.4% 2nd half: 2-4 50.0% Game: 4-17 23.5%
 FT % 1st Half: 6-9 66.7% 2nd half: 8-11 72.7% Game: 14-20 70.0%

Penn State 66 • 7-3

#	Player	Total		3-Ptr		Rebounds			PF	TP	A	TO	Blk	Stl	Min
		FG-FGA	FG-FGA	FT-FTA	FT-FTA	Off	Def	Tot							
02	Taylor, Dara	* 2-12	0-0	2-2	2	2	4	2	6	3	2	0	1	34	
05	East, Talia	* 4-8	0-0	0-0	2	4	6	4	8	1	6	3	1	24	
23	Edwards, Ariel	* 5-13	0-1	4-4	0	5	5	4	14	4	1	0	0	32	
33	Lucas, Maggie	* 10-20	1-5	5-5	1	3	4	3	26	1	3	0	2	36	
44	Waldner, Tori	* 1-6	0-0	2-5	2	9	11	2	4	0	0	3	2	33	
01	Agee, Candice	0-4	0-0	3-4	2	1	3	4	3	0	2	0	0	13	
11	Harris, Alex	0-0	0-0	0-0	0	1	1	1	0	0	1	0	1	7	
15	Mitchell, Kaliyah	0-1	0-1	4-4	0	1	1	1	4	0	0	0	0	15	
25	Whitted, Peyton	0-0	0-0	1-2	0	2	2	2	1	1	0	0	0	6	
Team					2	2	4								
Totals		22-64	1-7	21-26	11	30	41	23	66	10	16	6	8	200	

FG % 1st Half: 11-30 36.7% 2nd half: 11-34 32.4% Game: 22-64 34.4%
 3FG % 1st Half: 0-3 0.0% 2nd half: 1-4 25.0% Game: 1-7 14.3%
 FT % 1st Half: 8-11 72.7% 2nd half: 13-15 86.7% Game: 21-26 80.8%

Officials: Tina Napier, Michael McConnell, Kevin Pethel
 Technical fouls: Texas A&M-None. Penn State-None.
 Attendance: 4777

Score by periods	1st	2nd	Total
Texas A&M	28	30	58
Penn State	30	36	66

Last FG - TAMU 2nd-00:24, PSU 2nd-01:48.
 Largest lead - TAMU by 8 1st-02:53, PSU by 12 1st-11:10.

Notable

- The win marked the fifth consecutive season with a win over a ranked opponent for the Lady Lions.
- The victory was the 125th of Coquese Washington's career.
- Maggie Lucas moved third place in Penn State history and 14th place in Big Ten history in scoring with 2,054 career points
- Talia East moved into 15th place on Penn State's career blocks chart with her 70th career rejection.

South Dakota State 83, #12/12 Penn State 79

Game #9 * Dec. 11, 2013 * Brookings, S.D.

Penn State 79 • 6-3

#	Player	Total		3-Ptr		Rebounds			PF	TP	A	TO	Blk	Stl	Min
		FG-FGA	FG-FGA	FT-FTA	FT-FTA	Off	Def	Tot							
02	Taylor, Dara	* 8-14	0-2	3-4	1	1	2	2	19	5	1	0	2	37	
05	East, Talia	* 0-4	0-0	0-0	1	6	7	1	0	1	3	1	0	12	
23	Edwards, Ariel	* 9-12	0-1	6-6	1	6	7	1	24	2	1	4	4	37	
33	Lucas, Maggie	* 7-21	2-7	4-4	0	2	3	20	0	3	0	0	0	32	
44	Waldner, Tori	* 3-8	0-0	2-2	2	7	9	3	8	0	2	2	1	28	
01	Agee, Candice	0-1	0-0	0-0	0	0	0	0	0	0	0	0	0	3	
10	Sevillian, Keke	0-2	0-0	0-0	0	0	0	0	0	0	0	0	0	13	
11	Harris, Alex	2-3	0-0	1-2	0	3	2	5	0	0	0	0	0	7	
15	Mitchell, Kaliyah	1-3	0-0	1-2	1	2	3	5	3	0	1	0	0	20	
25	Whitted, Peyton	0-3	0-1	0-0	1	2	3	3	0	0	0	3	1	11	
Team					2	4	6								
Totals		30-71	2-11	17-20	9	33	42	24	79	8	11	10	9	200	

FG % 1st Half: 12-33 36.4% 2nd half: 18-38 47.4% Game: 30-71 42.3%
 3FG % 1st Half: 0-4 0.0% 2nd half: 2-7 28.6% Game: 2-11 18.2%
 FT % 1st Half: 11-12 91.7% 2nd half: 6-8 75.0% Game: 17-20 85.0%

South Dakota State 83 • 7-4

#	Player	Total		3-Ptr		Rebounds			PF	TP	A	TO	Blk	Stl	Min
		FG-FGA	FG-FGA	FT-FTA	FT-FTA	Off	Def	Tot							
14	STROP, Hannah	f 1-5	0-4	2-2	0	7	7	1	4	3	1	0	0	32	
24	WAYTASHEK, Megan	f 1-4	0-0	2-2	2	6	8	3	18	2	2	0	1	31	
04	BOEVER, Gabby	g 2-5	1-1	2-2	1	1	2	1	7	4	2	1	3	29	
15	PALUCH, Steph	g 5-12	2-3	6-6	0	2	2	18	2	2	0	0	0	32	
40	CLARIN, Mariah	g 4-8	0-0	5-11	4	4	8	4	13	0	2	1	0	20	
00	STEVENS, Chynna	0-0	0-0	0-1	0	1	0	0	0	0	0	0	0	1	
03	STUART, Megan	0-1	0-0	0-0	0	0	0	0	0	0	0	0	0	2	
10	YOUNG, Kerri	3-6	0-1	0-0	0	0	0	2	7	1	2	0	2	11	

#17/15 Penn State 70, Hartford 56 Game #12 * Dec. 29, 2013 * University Park, Pa.

Hartford 56 • 3-10

#	Player	Total		3-Ptr		Rebounds			PF	TP	A	TO	Blk	Stl	Min
		FG-FGA	FT-FTA	FG-FGA	FT-FTA	Off	Def	Tot							
03	MAYZA, Deanna	* 2-8	2-2	3-5	0	1	2	9	3	3	0	1	34		
13	CLARK, Taylor	* 2-4	0-0	0-0	1	0	1	3	4	0	1	0	19		
21	BULTRON, Shanise	* 1-9	1-6	2-2	0	2	2	5	0	1	0	1	24		
23	ENGLERT, Alyssa	* 2-4	0-0	0-0	0	3	3	4	9	1	1	1	29		
24	MOORE, Cherelle	* 5-12	0-1	1-2	1	8	9	2	11	0	2	0	25		
04	MICHALS, Christie	1-1	1-1	0-0	0	0	0	3	0	0	0	0	1		
10	DOE, Diamond	0-0	0-0	0-0	0	0	0	1	0	0	0	0	1		
11	SKINNER, Katelyn	0-0	0-0	0-0	0	0	0	0	0	1	0	0	1		
12	HALL, La'Trice	2-3	0-0	2-2	1	3	4	1	6	0	0	0	20		
14	LUMB, Morgan	3-6	2-4	0-0	0	0	0	1	8	2	2	0	16		
15	GILBERT, Milana	0-0	0-0	0-0	0	0	0	0	0	0	0	0	1		
24	REAVES, Alyssa	1-4	0-0	1-1	2	3	5	2	3	0	0	0	14		
25	BEPKO, Amber	1-6	1-5	0-0	0	2	2	3	1	1	0	0	15		
	Team				1	2	3								
	Totals	20-57	7-23	9-12	6	24	30	17	56	15	12	1	50		

FG % 1st Half: 11-27 40.7% 2nd half: 9-30 30.0% Game: 20-57 35.1%
3FG % 1st Half: 5-14 35.7% 2nd half: 2-9 22.2% Game: 7-23 30.4%
FT % 1st Half: 4-7 57.1% 2nd half: 5-5 100.0% Game: 9-12 75.0%

Penn State 70 • 9-3

#	Player	Total		3-Ptr		Rebounds			PF	TP	A	TO	Blk	Stl	Min
		FG-FGA	FT-FTA	FG-FGA	FT-FTA	Off	Def	Tot							
02	Taylor, Dara	* 3-10	0-2	2-2	0	4	4	4	8	2	2	0	1	30	
05	East, Talia	* 1-5	0-0	1-2	3	5	8	0	3	0	1	1	0	21	
23	Edwards, Ariel	* 6-11	0-0	3-3	2	5	7	0	15	1	1	0	0	33	
33	Lucas, Maggie	* 7-22	0-5	4-4	0	5	5	1	18	2	3	0	2	36	
44	Waldner, Tori	* 3-5	0-0	0-0	3	1	4	4	6	0	0	1	0	7	
01	Agee, Candice	1-1	0-0	1-2	1	5	6	3	1	2	1	0	0	18	
10	Sevillian, Keke	0-0	0-0	2-2	0	1	1	2	2	0	1	0	0	5	
11	Harris, Alex	2-2	0-0	0-0	1	2	3	0	4	0	0	0	0	12	
15	Mitchell, Kaliyah	3-5	0-0	0-0	2	4	6	5	6	0	0	0	0	18	
25	Whitted, Peyton	2-4	0-1	1-2	2	2	4	2	5	0	1	0	2	18	
41	DeGraaf, Jenny	0-0	0-0	0-0	0	0	0	0	0	0	0	0	0	2	
	Team				1	0	1								
	Totals	28-65	0-8	14-17	15	32	47	20	70	6	11	3	5	200	

FG % 1st Half: 14-30 46.7% 2nd half: 14-35 40.0% Game: 28-65 43.1%
3FG % 1st Half: 0-4 0.0% 2nd half: 0-4 0.0% Game: 0-8 0.0%
FT % 1st Half: 9-11 81.8% 2nd half: 5-6 83.3% Game: 14-17 82.4%

Officials: Laura Morris, Frank Steratore, Shannon Feck
Technical fouls: Hartford-None. Penn State-None.
Attendance: 4629

Score by periods	1st	2nd	Total
Hartford	31	25	56
Penn State	37	33	70

In	Off	2nd	Fast	Bench
Points	Paint	T/O	Chance	Break
HARTFO	14	9	5	0
PSU	40	16	14	20

Last FG - HARTFORD 2nd-00:28, PSU 2nd-02:03.
Largest lead - HARTFORD by 6 1st-13:17, PSU by 17 2nd-02:03.

Score tied - 4 times.
Lead changed - 1 time.

Notable

- This marks the fourth consecutive season that the Lady Lions have at least nine non-conference wins.
- The Lady Lions were held without a three-pointer for the first time since November 30, 2011 at South Carolina, a string of 73 games.
- Dara Taylor surpassed the 600-point mark for her career with eight tallies.

#15/14 Penn State 82, Illinois 76 Game #14 * Jan. 9, 2014 * Champaign, Ill.

Penn State 82 • 11-3, 2-0

#	Player	Total		3-Ptr		Rebounds			PF	TP	A	TO	Blk	Stl	Min
		FG-FGA	FT-FTA	FG-FGA	FT-FTA	Off	Def	Tot							
05	East, Talia	f 1-3	0-0	1-1	2	4	6	3	3	0	4	0	0	23	
23	Edwards, Ariel	f 7-12	0-0	6-7	2	9	11	1	20	3	4	0	0	37	
44	Waldner, Tori	c 1-1	0-0	0-0	2	2	4	1	7	4	1	0	0	18	
02	Taylor, Dara	g 6-11	1-2	4-5	0	2	2	2	17	4	1	0	2	36	
33	Lucas, Maggie	g 5-14	4-11	10-10	0	2	4	3	24	0	4	0	1	34	
01	Agee, Candice	2-2	0-0	2-5	1	1	2	3	6	1	1	0	0	15	
11	Harris, Alex	1-1	0-0	1-2	0	0	0	1	0	0	0	0	0	5	
15	Mitchell, Kaliyah	0-1	0-0	0-0	0	3	3	2	0	1	1	0	0	7	
25	Whitted, Peyton	2-3	0-0	5-5	1	9	10	4	9	0	1	0	0	24	
41	DeGraaf, Jenny	0-0	0-0	0-0	0	0	0	0	0	0	0	0	0	1	
	Team				1	2	3								
	Totals	24-48	5-13	29-35	9	33	42	18	82	9	27	0	3	200	

FG % 1st Half: 7-21 33.3% 2nd half: 17-27 63.0% Game: 24-48 50.0%
3FG % 1st Half: 2-5 40.0% 2nd half: 3-8 37.5% Game: 5-13 38.5%
FT % 1st Half: 15-18 83.3% 2nd half: 14-17 82.4% Game: 29-35 82.9%

Illinois 76 • 7-8, 0-2

#	Player	Total		3-Ptr		Rebounds			PF	TP	A	TO	Blk	Stl	Min
		FG-FGA	FT-FTA	FG-FGA	FT-FTA	Off	Def	Tot							
34	Grant, Jacqui	f 6-12	1-2	2-4	1	5	6	5	15	0	1	0	4	28	
42	Moore, Amber	f 4-17	2-13	2-4	0	5	5	3	12	6	0	0	3	39	
05	Oden, Nia	g 1-2	1-1	0-1	0	0	0	4	3	0	2	0	1	20	
22	Crawford, Ivory	g 8-13	2-6	7-10	3	2	5	4	25	7	3	0	2	34	
23	Smith, Alexis	g 4-10	3-8	1-1	1	0	1	4	12	1	2	0	3	35	
00	Hartwell, Sarah	0-4	1-2	0-0	0	1	2	0	3	4	0	0	2	21	
01	Piper, McKenzie	1-3	0-1	0-0	0	2	2	4	2	0	2	1	1	8	
02	Gleason, Taylor	2-2	1-1	0-0	1	0	1	0	5	0	0	0	1	3	
03	Tuck, Taylor	1-2	0-1	0-0	0	0	0	2	2	0	0	0	0	9	
04	Livingston, Sarah	0-1	0-0	0-0	0	0	0	0	0	0	0	0	0	3	
	Team				3	2	5								
	Totals	27-66	10-35	12-20	9	16	25	28	76	17	15	1	15	200	

FG % 1st Half: 13-31 41.9% 2nd half: 14-35 40.0% Game: 27-66 40.9%
3FG % 1st Half: 4-15 26.7% 2nd half: 6-20 30.0% Game: 10-35 28.6%
FT % 1st Half: 2-5 40.0% 2nd half: 10-15 66.7% Game: 12-20 60.0%

Officials: Tina Napier, Felicia Grinter, Mark Zentz
Technical fouls: Penn State-None. Illinois-None.
Attendance: 1317

Score by periods	1st	2nd	Total
Penn State	31	51	82
Illinois	32	44	76

In	Off	2nd	Fast	Bench
Points	Paint	T/O	Chance	Break
PSU	28	9	3	2
ILL	18	35	8	6

Last FG - PSU 2nd-03:06, ILL 2nd-00:23.
Largest lead - PSU by 19 2nd-04:47, ILL by 12 1st-12:46.

Score tied - 3 times.
Lead changed - 3 times.

Notable

- Ariel Edwards recorded her second career double-double with 20 points and 11 rebounds.
- Peyton Whitted hauled in a career-high 10 rebounds and scored a personal-best nine points.
- The Lady Lions did not have a blocked shot as a team for the first time since getting shutout against Purdue on Feb. 19, 2009.
- PSU starts Big Ten play 2-0 for the second-straight season and just the second time in the last nine years.

#17/15 Penn State 87, #23/22 Iowa 71 Game #13 * Jan. 5, 2014 * Iowa City, Iowa

Penn State 87 • 10-3, 1-0

#	Player	Total		3-Ptr		Rebounds			PF	TP	A	TO	Blk	Stl	Min
		FG-FGA	FT-FTA	FG-FGA	FT-FTA	Off	Def	Tot							
05	East, Talia	f 4-6	0-0	2-2	4	6	10	4	10	1	2	1	0	21	
23	Edwards, Ariel	f 5-15	0-1	1-1	1	2	3	4	11	2	0	0	0	26	
44	Waldner, Tori	c 5-7	0-0	0-0	1	7	8	4	10	0	1	1	2	28	
02	Taylor, Dara	g 6-12	0-2	5-6	1	4	5	1	17	4	3	0	2	37	
33	Lucas, Maggie	g 8-20	4-10	7-8	0	3	3	0	27	0	7	2	4	40	
01	Agee, Candice	0-0	0-0	0-0	1	2	3	2	0	1	2	2	0	8	
10	Sevillian, Keke	0-0	0-0	0-0	0	0	0	0	0	0	0	0	0	0+	
11	Harris, Alex	0-0	0-0	0-0	0	0	0	0	1	0	0	0	0	1	
15	Mitchell, Kaliyah	1-3	0-0	2-4	1	5	6	4	2	2	2	0	0	24	
25	Whitted, Peyton	4-6	0-1	0-0	4	2	6	3	8	2	2	0	0	15	
	Team				3	3	6								
	Totals	33-69	4-14	17-21	16	34	50	23	87	12	19	6	6	200	

FG % 1st Half: 16-36 44.4% 2nd half: 17-33 51.5% Game: 33-69 47.8%
3FG % 1st Half: 3-9 33.3% 2nd half: 1-5 20.0% Game: 4-14 28.6%
FT % 1st Half: 3-6 50.0% 2nd half: 14-15 93.3% Game: 17-21 81.0%

Iowa 71 • 12-4, 0-2

#	Player	Total		3-Ptr		Rebounds			PF	TP	A	TO	Blk	Stl	Min
		FG-FGA	FT-FTA	FG-FGA	FT-FTA	Off	Def	Tot							
25	Peschel, Kali	f 3-6	0-2	3-6	1	3	4	3	9	0	3	2	0		

#17/16 Penn State 66, Ohio State 42

Game #16 * Jan. 16, 2014 * University Park, Pa.

Ohio State 42 • 12-8 (2-2)

#	Player	Total		3-Ptr		Rebounds			PF	TP	A	TO	Blk	Stl	Min
		FG	FGA	FG	FGA	Off	Def	Tot							
13	Craft, Cait	* 2-10	2-10	0-0	0	3	3	2	2	6	0	2	0	2	37
14	Alston, Ameryst	* 4-17	1-6	3-3	0	3	3	3	12	4	3	0	1	1	37
22	Moore, Darryce	* 2-6	0-0	1-2	0	2	2	3	5	0	3	1	0	21	
23	Ellerbe, Martina	* 1-4	0-0	0-0	1	3	4	3	2	1	2	3	1	28	
25	Scullion, Amy	* 2-6	1-1	0-0	1	5	6	0	5	1	2	1	1	28	
33	Dobranic, Aleksandra	* 0-0	0-0	0-0	0	0	0	0	0	0	1	0	0	3	
31	Blair, Lisa	* 0-0	0-0	0-0	0	1	1	0	0	0	1	1	0	3	
21	Ferguson, Raven	* 1-4	1-3	1-2	0	5	5	5	4	0	6	0	1	14	
33	Adams, Ashley	* 4-7	0-0	0-1	3	7	10	2	8	2	2	5	0	29	
Team					0	2	2								
Totals		16-54	5-24	5-8	5	31	36	18	42	8	22	11	6	200	

FG % 1st Half: 8-25 32.0% 2nd half: 8-29 27.6% Game: 16-54 29.6%
 3FG % 1st Half: 1-6 16.7% 2nd half: 4-18 22.2% Game: 5-24 20.8%
 FT % 1st Half: 4-5 80.0% 2nd half: 1-3 33.3% Game: 5-8 62.5%

Penn State 66 • 12-4 (3-1)

#	Player	Total		3-Ptr		Rebounds			PF	TP	A	TO	Blk	Stl	Min
		FG	FGA	FG	FGA	Off	Def	Tot							
02	Taylor, Dara	* 3-9	0-0	0-1	1	3	4	3	6	3	3	0	6	33	
05	East, Talia	* 2-6	0-0	4-5	3	6	9	2	8	2	0	1	1	29	
23	Edwards, Ariel	* 6-16	0-0	1-1	4	6	10	2	13	3	3	0	0	29	
33	Lucas, Maggie	* 7-18	1-4	3-3	0	5	5	0	18	5	2	0	3	34	
44	Waldner, Tori	* 1-5	0-1	0-0	1	0	1	0	2	0	1	1	0	12	
01	Agee, Candice	* 0-1	0-0	0-0	0	1	1	5	0	0	0	1	0	6	
10	Sevillian, Keke	* 1-4	1-3	0-0	1	0	1	1	3	0	0	0	0	8	
11	Harris, Alex	* 1-4	0-0	0-2	3	5	8	1	2	0	1	0	0	15	
15	Mitchell, Kaliyah	* 1-2	0-0	0-0	1	2	3	1	7	2	0	0	2	21	
25	Whitted, Peyton	* 1-4	0-1	0-0	3	0	3	1	2	0	3	0	2	10	
41	DeGraaf, Jenny	* 2-3	1-1	0-0	0	0	0	0	5	0	0	0	0	3	
Team					3	6	9								
Totals		25-72	3-10	13-18	20	34	54	16	66	15	13	3	14	200	

FG % 1st Half: 12-33 36.4% 2nd half: 13-39 33.3% Game: 25-72 34.7%
 3FG % 1st Half: 1-6 16.7% 2nd half: 2-4 50.0% Game: 3-10 30.0%
 FT % 1st Half: 4-6 66.7% 2nd half: 9-12 75.0% Game: 13-18 72.2%

Officials: Lisa Mattingly, Laura Morris, Brian Hall
 Technical fouls: Ohio State-None. Penn State-None.
 Attendance: 3964

Score by periods	1st	2nd	Total
Ohio State	21	21	42
Penn State	29	37	66

Last FG - OSU 2nd-02:19, PSU 2nd-01:05.
 Largest lead - OSU by 2 1st-16:01, PSU by 24 2nd-01:05.

Points	In	Off	2nd	Fast	Bench
PSU	18	4	3	2	12
OSU	34	17	18	18	19

Score tied - 5 times.
 Lead changed - 2 times.

Notable

- With 18 points, **Maggie Lucas** moves into 11th in the Big Ten career records in scoring (2,177), advancing past Jenna Smith of Illinois (2,160 ; 2007-10).
- Ariel Edwards** had her second double-double of the season with 13 points and 10 rebounds.
- Ten Penn State players scored for the sixth time this season and are 6-0 in those games.
- The victory marks PSU's first 20-point win over a Big Ten foe since topping Illinois (33; 2/20/13).

#13/13 Penn State 65, Indiana 52

Game #18 * Jan. 22, 2014 * University Park, Pa.

Indiana 52 • 15-4, 2-4

#	Player	Total		3-Ptr		Rebounds			PF	TP	A	TO	Blk	Stl	Min
		FG	FGA	FG	FGA	Off	Def	Tot							
05	Larryn Brooks	* 4-15	2-9	1-2	0	1	1	0	11	4	1	0	0	37	
10	Taylor Agler	* 0-3	0-3	0-0	0	1	1	1	0	0	0	1	1	33	
23	Alexis Gassion	* 0-3	0-0	2-2	4	1	5	4	2	0	1	0	2	17	
40	Lindsay Leikem	* 2-3	2-3	2-2	0	3	3	3	8	1	1	1	1	9	
43	Jenn Anderson	* 1-2	0-1	0-0	0	1	1	2	0	0	3	0	0	7	
11	Andrea Newbauer	* 0-0	0-0	0-0	0	0	0	0	0	0	0	0	0	1	
12	Nicole Bell	* 1-4	1-3	0-0	0	0	0	1	3	3	0	0	0	11	
14	Tabitha Gerardot	* 4-12	3-7	1-3	4	3	7	1	12	2	3	1	2	27	
15	Kaila Hulls	* 0-1	0-0	0-0	0	2	2	3	0	0	1	0	0	8	
22	Sasha Chaplin	* 2-5	0-0	2-2	0	1	1	2	6	0	0	1	0	12	
24	Karlee McBriech	* 1-6	1-4	2-2	0	1	1	3	5	1	0	0	1	17	
44	Simone Deloach	* 0-3	0-0	1-4	2	2	4	2	1	0	1	0	0	11	
55	Milika Taufa	* 1-1	0-0	0-0	0	2	2	3	2	0	0	3	1	10	
Team					2	0	2								
Totals		16-58	9-30	11-17	12	18	30	26	52	11	12	7	8	200	

FG % 1st Half: 8-30 26.7% 2nd half: 8-28 28.6% Game: 16-58 27.6%
 3FG % 1st Half: 4-14 28.6% 2nd half: 5-16 31.3% Game: 9-30 30.0%
 FT % 1st Half: 4-7 57.1% 2nd half: 7-10 70.0% Game: 11-17 64.7%

Penn State 65 • 14-4, 5-1

#	Player	Total		3-Ptr		Rebounds			PF	TP	A	TO	Blk	Stl	Min
		FG	FGA	FG	FGA	Off	Def	Tot							
02	Taylor, Dara	* 0-2	0-0	0-0	1	0	1	3	0	5	2	0	2	21	
05	East, Talia	* 4-7	0-0	5-8	2	9	11	2	13	0	1	1	0	29	
23	Edwards, Ariel	* 6-8	1-1	5-6	2	6	8	2	18	4	4	1	3	34	
33	Lucas, Maggie	* 6-19	2-7	4-4	1	7	8	0	18	2	4	0	1	31	
44	Waldner, Tori	* 4-6	0-0	3-5	2	2	4	4	11	2	2	1	1	22	
01	Agee, Candice	* 0-1	0-0	1-2	0	2	2	0	1	0	4	2	0	15	
10	Sevillian, Keke	* 0-2	0-0	1-2	0	1	1	0	1	0	0	0	0	12	
11	Harris, Alex	* 0-0	0-0	0-0	0	0	0	0	0	0	0	0	0	3	
15	Mitchell, Kaliyah	* 0-4	0-1	2-2	0	2	2	3	2	1	1	0	0	16	
25	Whitted, Peyton	* 0-1	0-0	1-2	2	2	4	4	1	0	2	0	0	9	
41	DeGraaf, Jenny	* 0-2	0-0	0-0	1	0	1	0	0	0	1	0	0	8	
Team					8	4	12								
Totals		20-52	3-9	22-31	19	35	54	18	65	14	21	5	8	200	

FG % 1st Half: 9-28 32.1% 2nd half: 11-24 45.8% Game: 20-52 38.5%
 3FG % 1st Half: 2-6 33.3% 2nd half: 1-3 33.3% Game: 3-9 33.3%
 FT % 1st Half: 11-12 91.7% 2nd half: 11-19 57.9% Game: 22-31 71.0%

Officials: Lisa Mattingly, Denise Brooks, Jennifer Rezac
 Technical fouls: Indiana-TEAM. Penn State-None.
 Attendance: 4828

Score by periods	1st	2nd	Total
Indiana	24	28	52
Penn State	31	34	65

Last FG - IND 2nd-00:55, PSU 2nd-01:43.
 Largest lead - IND None, PSU by 21 2nd-09:35.

Score tied - 0 times.
 Lead changed - 0 times.

Notable

- Talia East** earned her second career double-double game with a career-high 13 points and 11 rebounds.
- With 18 points, **Maggie Lucas** surpassed the 2,200-point milestone.
- Ariel Edwards** scored 18 points to pass the 800-point milestone.
- Tori Waldner** tied her career high with 11 points, equalling the mark set versus Connecticut (11/17/13).

#17/16 Penn State 66, Michigan State 54

Game #17 * Jan. 19, 2014 * East Lansing, Mich.

Penn State 66 • 13-4, 4-1

#	Player	Total		3-Ptr		Rebounds			PF	TP	A	TO	Blk	Stl	Min
		FG	FGA	FG	FGA	Off	Def	Tot							
05	East, Talia	f 2-4	0-0	3-4	0	0	7	7	3	7	1	4	2	30	
23	Edwards, Ariel	f 6-12	0-1	4-6	2	4	6	2	16	2	0	0	1	39	
44	Waldner, Tori	c 1-3	0-0	0-0	0	8	8	4	2	0	1	1	0	20	
02	Taylor, Dara	g 4-15	0-0	10-14	2	2	4	1	18	2	1	0	4	40	
33	Lucas, Maggie	g 5-19	2-7	4-4	0	4	4	1	16	1	2	0	2	38	
01	Agee, Candice	0-2	0-0	1-2	0	1	1	1	1	1	0	1	0	11	
10	Sevillian, Keke	0-0	0-0	0-0	0	0	0	0	0	0	0	1	0	1	
11	Harris, Alex	0-0	0-0	0-0	0	0	0	0	0	0	0	1	0	3	
15	Mitchell, Kaliyah	1-2	0-0	4-6	2	8	10	2	6	1	0	0	0	16	
25	Whitted, Peyton	0-0	0-0	0-0	0	0	0	1	0	0	0	0	0	2	
Team					1	2	3								
Totals		19-57	2-8	26-36	7	36	43	15	66	7	12	3	9	200	

FG % 1st Half: 10-29 34.5% 2nd half: 9-28 32.1% Game: 19-57 33.3%
 3FG % 1st Half: 0-3 0.0% 2nd half: 2-5 40.0% Game: 2-8 25.0%
 FT % 1st Half: 7-10 70.0% 2nd half: 19-26 73.1% Game: 26-36 72.2%

Michigan State 54 • 12-6, 4-1

#	Player	Total		3-Ptr		Rebounds			PF	TP	A	TO	Blk	Stl	Min
		FG	FGA	FG	FGA	Off	Def	Tot							
11	Pickrel, Annalise	f 7-13	1-5	2-4	1	5	6	1	17	1	0	2	0	36	
52	Mills, Becca	f 1-8	0-0	0-0	1	7	8	3	2	1	2	0	1	26	
00	Johnson, Kiana	g 0-10	0-3	0-0	0	5	5	3	0	8	5	1	2	39	
21	Bell, Klarissa	g 5-9	2-5	0-0	2	7	9	5	12	3	4	0	1	37	
23	Powers, Aerial	g 4-7	0-1	4-5	3	7	10	3	12	1	5	0	1	21	
01	Jankoska, Tori	g 2-7	2-4	2-2	0	0	0	4	8	0	0	0	0	17	
04	Hines, Jasmine	0-3	0-0	0-0	2	2	4	2	0	0	2	0	0	9	
10	Agee, Brannalds	0-2	0-1	1-2	0	0	0	1	1	0	0	0	0	6	
40	Williams, Madison	1-4	0-0	0-1	0	3	3	1	2	0	0	0	0	9	
Team					0	0	0								
Totals		20-63	5-19	9-14	9	36	45	23	54	14	18	3	5	200	

FG % 1st Half: 12-29 41.4% 2nd half: 8-34 23.5% Game: 20-63 31.7%
 3FG %

#13/12 Penn State 75, #16/19 Purdue 72 Game #20 * Jan. 30, 2014 * West Lafayette, Ind.

Penn State 75 • 16-4/7-1

#	Player	Total		3-Ptr		Rebounds		PF	TP	A	TO	Blk	Stl	Min
		FG-FGA	FG-FGA	FT-FTA	Off	Def	Off							
05	East, Talia	f	6-10	0-0	0-4	4	8	12	4	12	1	5	1	35
23	Edwards, Ariel	f	9-21	1-1	2-5	3	3	6	3	21	4	2	0	2
44	Waldner, Tori	f	0-4	0-0	0-0	2	2	4	3	0	1	0	0	14
02	Taylor, Dara	g	5-15	1-5	2-4	1	5	6	2	13	8	3	0	3
33	Lucas, Maggie	g	9-15	3-7	2-2	0	5	5	2	23	6	2	0	2
01	Agee, Candice	g	1-3	0-0	0-0	1	0	1	2	0	0	0	0	5
11	Harris, Alex	g	0-0	0-0	1-2	1	1	2	1	2	0	0	0	10
15	Mitchell, Kaliyah	g	1-3	0-0	1-4	1	3	4	2	3	2	0	0	8
25	Whitted, Peyton	g	0-0	0-0	0-0	0	1	1	4	0	0	1	0	15
41	DeGraaf, Jenny	g	0-0	0-0	0-0	0	0	0	0	0	0	0	0	2
Team						3	1	4						
Totals			31-71	5-13	8-21	16	29	45	23	75	22	13	4	9

FG % 1st Half: 14-36	38.9%	2nd half: 17-35	48.6%	Game: 31-71	43.7%	Deadball Rebounds
3FG % 1st Half: 2-5	40.0%	2nd half: 3-8	37.5%	Game: 5-13	38.5%	5
FT % 1st Half: 3-5	60.0%	2nd half: 5-16	31.3%	Game: 8-21	38.1%	

Purdue 72 • 15-6/5-4

#	Player	Total		3-Ptr		Rebounds		PF	TP	A	TO	Blk	Stl	Min
		FG-FGA	FG-FGA	FT-FTA	Off	Def	Off							
23	Clemmons, Liza	f	2-8	0-0	0-0	2	4	6	5	4	2	2	2	0
42	Redmon, Camille	c	1-3	0-0	4-4	1	6	7	2	6	0	3	2	0
15	Moses, Courtney	g	2-7	1-5	2-2	5	3	8	2	7	1	4	0	1
22	Houser, KK	g	7-25	4-12	9-11	0	4	4	3	27	2	2	1	2
25	Wilson, April	g	4-10	0-3	6-6	0	1	1	14	5	3	0	3	32
01	Morrisette, Ashley	g	0-0	0-0	0-0	0	0	0	0	0	0	0	0	0
04	Thornton, Torrie	g	0-0	0-0	2-2	1	0	1	0	2	0	0	0	2
13	Perry, Bridget	g	0-1	0-1	0-0	0	0	0	1	0	3	1	0	11
20	Williams, Dee Dee	g	0-0	0-0	0-0	0	0	0	4	0	0	1	0	5
32	Bays, Whitney	g	4-9	0-0	4-5	5	10	15	4	12	2	2	0	1
Team						1	2	3						
Totals			20-63	5-21	27-30	15	30	45	22	72	15	18	5	8

FG % 1st Half: 9-31	29.0%	2nd half: 11-32	34.4%	Game: 20-63	31.7%	Deadball Rebounds
3FG % 1st Half: 4-11	36.4%	2nd half: 1-10	10.0%	Game: 5-21	23.8%	2,2
FT % 1st Half: 12-12	100.0%	2nd half: 15-18	83.3%	Game: 27-30	90.0%	

Officials: Barb Smith, Michael Price, Bryan Enterline
 Technical fouls: Penn State-None, Purdue-None.
 Attendance: 7785

Score by periods	1st	2nd	Total
Penn State	33	42	75
Purdue	34	38	72

Last FG - PSU 2nd-01:39, PUR 2nd-01:22.
 Largest lead - PSU by 9 2nd-07:29, PUR by 7 1st-09:43.

Score tied - 6 times.
 Lead changed - 7 times.

Notable

- The victory gives Penn State back-to-back wins in West Lafayette for the first time in school history.
- Maggie Lucas (2,259) moved into ninth place on the Big Ten all-time career scoring list and second on the Penn State career scoring chart.
- Dara Taylor surpassed the 200-assist milestone in her Penn State career, becoming the 30th player in school history to accomplish the feat and did it in just two years.

#13/12 Penn State 79, Northwestern 75 Game #21 * Feb. 2, 2014 * Evanston, Ill.

Penn State 79 • 17-4, 8-1 B1G

#	Player	Total		3-Ptr		Rebounds		PF	TP	A	TO	Blk	Stl	Min
		FG-FGA	FG-FGA	FT-FTA	Off	Def	Off							
23	Edwards, Ariel	f	5-12	0-1	5-6	5	4	9	5	15	3	3	0	2
5	East, Talia	f	4-6	0-0	3-3	3	3	6	4	11	2	1	1	0
44	Waldner, Tori	c	0-2	0-0	2-2	0	2	2	4	2	1	4	0	1
2	Taylor, Dara	g	4-9	2-3	1-2	0	1	1	4	11	2	1	1	5
33	Lucas, Maggie	g	5-17	0-6	9-9	1	5	6	4	19	3	5	0	1
1	Agee, Candice	g	2-4	0-0	0-2	1	3	4	0	4	0	0	1	0
10	Sevillian, Keke	g	0-0	0-0	0-0	0	0	0	0	0	0	0	0	0
11	Harris, Alex	g	0-2	0-0	1-2	1	2	1	3	2	1	0	1	1
15	Mitchell, Kaliyah	g	1-4	0-1	3-4	1	3	4	1	5	2	0	0	1
25	Whitted, Peyton	g	5-6	0-1	1-1	2	4	6	2	11	0	2	0	13
41	DeGraaf, Jenny	g	0-1	0-0	0-0	0	0	0	0	0	0	1	0	3
Team						4	2	6						
Totals			26-63	2-12	25-31	19	28	47	24	79	16	21	2	9

FG % 1st Half: 15-33	45.5%	2nd half: 11-30	36.7%	Game: 26-63	41.3%	Deadball Rebounds
3FG % 1st Half: 1-5	20.0%	2nd half: 1-7	14.3%	Game: 2-12	16.7%	2
FT % 1st Half: 13-13	100.0%	2nd half: 12-18	66.7%	Game: 25-31	80.6%	

Northwestern 75 • 14-8, 4-5 B1G

#	Player	Total		3-Ptr		Rebounds		PF	TP	A	TO	Blk	Stl	Min
		FG-FGA	FG-FGA	FT-FTA	Off	Def	Off							
11	Douglas, Lauren	f	5-12	0-4	5-8	0	9	9	5	15	2	3	2	3
5	Cohen, Alex	c	6-10	3-4	3-4	0	4	4	4	18	1	4	5	0
24	Inman, Christen	g	5-8	0-2	1-2	1	3	4	4	11	0	0	3	28
25	Lyon, Maggie	g	9-17	4-9	4-7	1	3	4	2	26	6	3	0	3
3	Deary, Ashley	g	1-7	0-2	3-4	0	0	0	2	5	11	4	0	2
30	Johnson, Christen	g	0-0	0-0	0-0	0	0	0	0	0	0	0	0	0
32	Taylor, La'Terria	g	0-0	0-0	0-0	0	0	0	0	0	0	0	0	0
33	Brookshire, Devon	g	0-1	0-0	0-0	0	0	0	0	0	0	0	0	2
4	McKeown, Meghan	g	0-0	0-0	0-0	1	1	2	3	0	1	0	0	10
42	Roker, Karly	g	0-0	0-0	0-0	0	0	0	0	0	0	1	2	0
Team						3	2	5						
Totals			26-55	7-21	16-25	6	22	28	22	75	22	16	7	11

FG % 1st Half: 11-25	44.0%	2nd half: 15-30	50.0%	Game: 26-55	47.3%	Deadball Rebounds
3FG % 1st Half: 3-11	27.3%	2nd half: 4-10	40.0%	Game: 7-21	33.3%	4
FT % 1st Half: 6-10	60.0%	2nd half: 10-15	66.7%	Game: 16-25	64.0%	

Officials: Tina Napier, Cameron Inouye, Michael McConnell
 Technical fouls: Penn State-None, Northwestern-None.
 Attendance: 1698

Score by periods	1st	2nd	Total
Penn State	44	35	79
Northwestern	31	44	75

Last FG - PSU 2nd-01:15, NU 2nd-00:58.
 Largest lead - PSU by 20 1st-03:29, NU by 4 2nd-03:07.

Score tied - 6 times.
 Lead changed - 6 times.

Notable

- Talia East scored five consecutive points on two free throws (2:22) and a three-point play (1:15) to put the Lady Lions ahead for good.
- Peyton Whitted had her best game as a Lady Lion with a career-best 11 points.
- Maggie Lucas moved into a tie for third place on Penn State's all-time free throws made list with 487 makes as a Lady Lion, equaling Susan Robinson (487; 1989-92).

Iowa 73, #10/9 Penn State 70 Game #22 * Feb. 6, 2014 * University Park, Pa.

Iowa 73 • 18-6, 6-4

#	Player	Total		3-Ptr		Rebounds		PF	TP	A	TO	Blk	Stl	Min
		FG-FGA	FG-FGA	FT-FTA	Off	Def	Off							
02	Disterhoff, Ally	*	8-9	3-3	5-5	0	5	5	1	24	1	0	0	34
21	Dixon, Melissa	*	5-11	3-9	0-0	0	1	1	3	13	3	0	1	37
22	Logic, Samantha	*	5-11	0-2	4-5	0	11	11	0	14	10	6	0	3
23	Taylor, Theairra	*	4-9	0-2	2-3	0	4	4	4	10	1	1	0	28
51	Doolittle, Bethany	*	4-9	0-0	0-0	0	2	2	4	8	2	1	4	2
01	Kastanek, Alexa	*	0-1	0-1	0-0	0	0	0	2	0	1	1	0	11
03	Till, Claire	*	2-3	0-0	0-0	0	2	2	1	4	0	0	0	13
25	Peschel, Kali	*	0-3	0-0	0-1	0	1	1	2	0	0	1	0	2
Team						2	3	5						
Totals			28-56	6-17	11-14	2	29	31	17	73	18	11	5	10

FG % 1st Half: 16-29	55.2%	2nd half: 12-27	44.4%	Game: 28-56	50.0%	Deadball Rebounds
3FG % 1st Half: 3-7	42.9%	2nd half: 3-10	30.0%	Game: 6-17	35.3%	0
FT % 1st Half: 5-7	71.4%	2nd half: 6-7	85.7%	Game: 11-14	78.6%	

Penn State 70 • 17-5, 8-2

#	Player	Total		3-Ptr		Rebounds		PF	TP	A	TO	Blk	Stl	Min
		FG-FGA	FG-FGA	FT-FTA	Off	Def	Off							
02	Taylor, Dara	*	4-12	0-1	2-3	1	1	2	2	10	2	3	0	39
05	East, Talia	*	5-11	0-0	4-4	4	8	12	4	14	1	2	0	32
23	Edwards, Ariel	*	6-13	0-0	4-5	3	2	5	3	16	4	4	0	1
33	Lucas, Maggie	*	7-21	2-4	5-6	2	1	3	0	21	2	0	0	2

#11/11 Penn State 71, Indiana 63 Game #24 * Feb. 13, 2014 * Bloomington, Ind.

Penn State 71 • 19-5, 10-2

#	Player	Total			3-Ptr			Rebounds			PF	TP	A	TO	Blk	Stl	Min
		FG	FGA	FT	FTA	Off	Def	Off	Def	Total							
05	East, Talia	f	3-5	0-0	3-4	0	3	3	9	1	2	2	0	0	0	30	
44	Waldner, Tori	f	1-3	0-0	0-0	0	2	2	2	0	2	1	0	0	0	20	
02	Taylor, Dara	f	5-11	1-3	1-1	1	5	6	1	12	8	3	0	0	3	37	
23	Edwards, Ariel	g	4-12	2-3	0-0	2	7	9	1	10	1	3	0	0	0	34	
33	Lucas, Maggie	g	10-16	4-7	8-8	0	6	6	1	32	2	5	0	0	2	39	
01	Agee, Candice	g	0-0	0-0	0-0	0	0	0	0	0	1	0	0	0	4		
11	Harris, Alex	g	1-2	0-0	0-0	1	2	3	0	2	0	0	0	0	1	5	
15	Mitchell, Kaliyah	g	1-2	0-0	0-0	1	4	5	3	2	1	1	0	0	1	21	
25	Whitted, Peyton	g	1-1	0-0	0-0	0	2	2	4	2	0	2	0	0	0	10	
	Team		2	3	5												
	Totals		26-52	7-13	12-13	7	34	41	15	71	14	18	3	7	200		

FG % 1st Half: 13-26 50.0% 2nd half: 13-26 50.0% Game: 26-52 50.0%
 3FG % 1st Half: 3-6 50.0% 2nd half: 4-7 57.1% Game: 7-13 53.8%
 FT % 1st Half: 8-9 88.9% 2nd half: 4-4 100.0% Game: 12-13 92.3%

Indiana 63 • 17-7, 4-7

#	Player	Total			3-Ptr			Rebounds			PF	TP	A	TO	Blk	Stl	Min
		FG	FGA	FT	FTA	Off	Def	Off	Def	Total							
14	Tabitha Gerardot	f	3-5	1-2	0-0	0	1	1	2	7	0	0	0	1	14		
44	Simone Deloach	c	5-8	0-0	3-5	6	9	15	2	13	0	2	2	1	35		
10	Larryn Brooks	g	7-18	1-6	1-3	0	0	0	2	16	4	6	0	3	32		
05	Taylor Agler	g	1-10	1-8	2-2	0	0	0	1	5	3	1	0	1	35		
23	Alexis Gassion	g	3-15	0-6	0-0	5	4	9	4	6	3	0	1	4	37		
11	Andrea Newbauer	g	0-0	0-0	0-0	0	0	0	0	0	0	0	0	0	3		
12	Nicole Bell	g	2-3	2-3	0-0	0	1	1	1	6	0	1	0	0	7		
22	Sasha Chaplin	g	0-1	0-0	0-0	0	0	0	0	0	0	0	0	1	5		
24	Karlee McBride	g	0-4	0-2	1-2	0	2	2	1	1	0	0	0	0	6		
40	Lyndsay Leikem	g	3-7	3-7	0-0	1	2	3	1	9	0	1	0	0	26		
	Team		5	1	6												
	Totals		24-71	8-34	7-12	17	20	37	16	63	10	11	3	11	200		

FG % 1st Half: 11-37 29.7% 2nd half: 13-34 38.2% Game: 24-71 33.8%
 3FG % 1st Half: 6-20 30.0% 2nd half: 2-14 14.3% Game: 8-34 23.5%
 FT % 1st Half: 3-5 60.0% 2nd half: 4-7 57.1% Game: 7-12 58.3%

Officials: Michael McConnell, Cameron Inouye, Bob Enterline
 Technical fouls: Penn State-None, Indiana-None.
 Attendance: 2115

Score by periods	1st	2nd	Total
Penn State	37	34	71
Indiana	31	32	63

Last FG - PSU 2nd-02:38, IND 2nd-00:44.
 Largest lead - PSU by 10 1st-07:37, IND by 4 2nd-16:07.

Score tied - 3 times.
 Lead changed - 6 times.

Notable

- With two rebounds in the first half, Maggie Lucas reached the 500 rebound milestone for her Lady Lion career, becoming the first player in program history and sixth in Big Ten history with 2,000 points, 500 rebounds, 250 assists and 200 steals.
- Penn State has now won at least 10 Big Ten games in each of the last four seasons.
- The win is PSU's seventh conference road win of the season, tying the most in program history.

#11/9 Penn State 82, Northwestern 73 Game #26 * Feb. 20, 2014 * University Park, Pa.

Northwestern 73 • 14-12, 4-9

#	Player	Total			3-Ptr			Rebounds			PF	TP	A	TO	Blk	Stl	Min
		FG	FGA	FT	FTA	Off	Def	Off	Def	Total							
03	Deary, Ashley	*	2-6	0-2	0-1	0	5	4	4	7	4	1	2	0	1	31	
05	Cohen, Alex	*	5-8	2-3	2-2	0	6	6	4	14	2	3	2	0	0	29	
10	Coffey, Nia	*	7-10	0-1	0-0	0	4	4	5	14	0	3	0	2	0	20	
24	Inman, Christen	*	4-10	0-3	0-0	0	3	3	0	8	1	1	1	1	28		
25	Lyon, Maggie	*	6-14	5-9	0-0	1	5	6	1	17	0	1	0	1	37		
04	McKeown, Meghan	g	0-1	0-1	0-0	1	0	1	0	0	0	0	0	0	13		
11	Douglas, Lauren	g	5-16	1-4	5-7	0	8	8	5	16	1	2	1	1	29		
32	Taylor, La'Terria	g	0-1	0-0	0-0	0	0	0	2	0	0	0	0	0	1		
42	Roser, Karly	g	0-1	0-0	0-0	0	1	1	0	1	2	1	1	1	12		
	Team		4	2	6												
	Totals		29-66	8-23	7-10	6	34	40	22	73	12	18	6	8	200		

FG % 1st Half: 13-33 39.4% 2nd half: 16-33 48.5% Game: 29-66 43.9%
 3FG % 1st Half: 5-11 45.5% 2nd half: 3-12 25.0% Game: 8-23 34.8%
 FT % 1st Half: 1-2 50.0% 2nd half: 6-8 75.0% Game: 7-10 70.0%

Penn State 82 • 21-5, 12-2

#	Player	Total			3-Ptr			Rebounds			PF	TP	A	TO	Blk	Stl	Min
		FG	FGA	FT	FTA	Off	Def	Off	Def	Total							
02	Taylor, Dara	*	4-10	0-3	3-4	3	4	7	1	11	4	3	0	1	38		
05	East, Talia	*	1-4	0-0	1-2	0	7	7	4	3	0	2	0	0	16		
23	Edwards, Ariel	*	6-19	0-2	3-4	3	3	6	0	15	3	1	1	2	35		
33	Lucas, Maggie	*	7-16	5-8	7-8	0	4	4	2	26	3	3	1	4	39		
44	Waldner, Tori	*	6-11	0-0	2-2	2	7	9	2	14	1	0	5	2	32		
01	Agee, Candice	g	0-1	0-0	0-0	0	0	0	0	0	0	0	0	0	2		
11	Harris, Alex	g	0-1	0-0	0-0	0	0	0	0	0	0	0	0	0	1		
15	Mitchell, Kaliyah	g	1-5	0-0	7-7	2	6	8	1	9	0	3	0	1	25		
25	Whitted, Peyton	g	1-4	0-0	2-2	2	1	3	2	4	0	0	0	1	12		
	Team		1	1	2												
	Totals		26-71	5-13	25-29	13	33	46	12	82	11	13	7	11	200		

FG % 1st Half: 13-38 34.2% 2nd half: 13-33 39.4% Game: 26-71 36.6%
 3FG % 1st Half: 2-7 28.6% 2nd half: 3-6 50.0% Game: 5-13 38.5%
 FT % 1st Half: 10-11 90.9% 2nd half: 15-18 83.3% Game: 25-29 86.2%

Officials: Sue Blauch, Bryan Enterline, Pualani Spurlock
 Technical fouls: Northwestern-None, Penn State-None.
 Attendance: 3960

Score by periods	1st	2nd	Total
Northwestern	32	41	73
Penn State	38	44	82

Last FG - NU 2nd-00:10, PSU 2nd-02:57.
 Largest lead - NU by 3 1st-19:26, PSU by 13 2nd-06:18.

Score tied - 3 times.
 Lead changed - 1 time.

Notable

- Maggie Lucas (32-25-26) is first player to score 25 points in three consecutive games since Kelly Mazzante (31-31-29) accomplished the feat in Dec. 2003.
- Tori Waldner set a career high with 14 points, passing her previous career high was 11 points vs. Indiana (1/22/14) and Connecticut (11/17/13).
- Lucas moved into a tie for fourth on the Big Ten's career scoring list.

#11/11 Penn State 78, Wisconsin 68 Game #25 * Feb. 16, 2014 * University Park, Pa.

Wisconsin 68 • 10-15, 3-10

#	Player	Total			3-Ptr			Rebounds			PF	TP	A	TO	Blk	Stl	Min
		FG	FGA	FT	FTA	Off	Def	Off	Def	Total							
2	Wurtz, Taylor	*	6-14	1-6	3-5	2	6	8	2	16	2	1	1	0	0	38	
25	Johnson, Michala	*	8-14	0-0	3-5	3	5	8	3	19	0	4	0	0	35		
35	Gulczynski, Jacki	*	1-4	0-1	0-0	3	4	7	1	2	0	1	1	0	33		
4	Baumann, Nicole	*	6-10	5-8	0-0	1	3	4	3	17	3	2	0	0	30		
5	Paige, Morgan	*	3-10	0-3	2-2	1	1	2	5	8	7	5	2	0	37		
10	Whyte, Dakota	g	0-2	0-1	0-0	0	1	1	1	0	1	2	0	0	14		
22	Chy, Tess	g	0-1	0-0	0-0	0	0	0	0	0	0	0	0	0	1		
24	Johnson, Malayna	g	1-2	0-0	4-4	0	3	3	2	6	0	0	0	0	10		
3	Brown, AnnMarie	g	0-0	0-0	0-0	0	0	0	0	0	0	0	0	0	2		
	Team		2	2	4												
	Totals		25-57	6-19	12-16	12	25	37	18	68	13	15	4	1	200		

FG % 1st Half: 12-30 40.0% 2nd half: 13-27 48.1% Game: 25-57 43.9%
 3FG % 1st Half: 3-10 30.0% 2nd half: 3-9 33.3% Game: 6-19 31.6%
 FT % 1st Half: 7-9 77.8% 2nd half: 5-7 71.4% Game: 12-16 75.0%

Penn State 78 • 20-5, 11-2

#	Player	Total			3-Ptr			Rebounds			PF	TP	A	TO	Blk	Stl	Min
		FG	FGA	FT	FTA	Off	Def	Off	Def	Total							
02	Taylor, Dara	*	4-11	1-2	1-2	0	2	2	3	10	4	0	0	3	40		
05	East, Talia	*	4-6	0-0	0-0	2	4	6	4	8	0	3	2	2	21		
23	Edwards, Ariel	*	5-13	0-0	6-6	7	3	10	1	16	0	1	0	1	37		
33	Lucas, Maggie	*	8-17	1-3	8-8	2	3	5	3	25	5	1	0	1	38		
44	Waldner, Tori	*	5-13	0-0	0-0	2	2	4	2	10	0	0	2	0	28		
01	Agee, Candice	g	0-0	0-0	0-0	0	1	1	1	0	0	1	0	0	4		
11	Harris, Alex	g	0-0	0-0	0-0	0	1	1	2	0	0	0	0	0	5		
15	Mitchell, Kaliyah	g	2-3														

#12/8 Penn State 77, Michigan 62

Game #28 * Mar. 1, 2014 * University Park, Pa.

Michigan 62 • 14-12, 8-8

##	Player	Total		3-Ptr		Rebounds			PF	TP	A	TO	Blk	Stl	Min
		FG-FGA	FG-FGA	FG-FGA	FT-FTA	Off	Def	Tot							
02	Thompson, Siera *	4-15	2-8	0-0	0	1	1	2	10	2	2	0	0	0	36
05	Smith, Shannon *	9-17	1-4	2-3	1	3	4	4	21	3	2	0	4	4	34
14	Elmblad, Nicole *	2-5	0-0	0-0	2	3	5	2	4	4	3	1	2	33	
22	Goree, Cyesha *	2-6	0-0	0-0	3	3	6	2	4	1	3	1	0	29	
34	Driscoll, Val *	4-6	0-0	1-4	3	3	6	4	9	0	3	0	0	31	
01	Ristovski, Madison	4-9	4-6	2-2	0	3	3	0	14	2	1	0	1	29	
15	Rakers, Paige	0-2	0-2	0-0	1	0	1	1	0	0	1	0	0	7	
20	Williams, Danielle	0-0	0-0	0-0	0	0	0	0	0	0	0	0	0	1	
Team						2		4							
Totals		25-60	7-20	5-9	12	18	30	15	52	12	15	2	7	200	

FG % 1st Half: 13-31 41.9% 2nd half: 12-29 41.4% Game: 25-60 41.7% Deadball Rebounds 2
 3FG % 1st Half: 3-11 27.3% 2nd half: 4-9 44.4% Game: 7-20 35.0%
 FT % 1st Half: 2-4 50.0% 2nd half: 3-5 60.0% Game: 5-9 55.6%

Penn State 77 • 22-6, 13-3

##	Player	Total		3-Ptr		Rebounds			PF	TP	A	TO	Blk	Stl	Min
		FG-FGA	FG-FGA	FG-FGA	FT-FTA	Off	Def	Tot							
02	Taylor, Dara *	4-7	1-1	2-2	0	3	3	4	11	7	1	1	3	33	
05	East, Talia *	6-9	0-0	4-4	2	5	7	1	16	1	3	4	2	33	
23	Edwards, Ariel *	8-12	1-1	4-4	1	4	5	0	21	2	1	1	2	40-	
33	Lucas, Maggie *	5-10	1-2	6-7	1	2	3	2	17	4	1	0	3	35	
44	Waldner, Tori *	4-7	0-0	0-0	1	1	2	1	8	0	4	1	1	23	
01	Agee, Candice	0-2	0-0	0-0	0	0	0	1	0	0	0	0	0	4	
10	Sevillian, Keke	0-0	0-0	0-0	0	0	0	0	0	0	0	0	0	0+	
11	Harris, Alex	0-0	0-0	0-0	0	0	0	1	0	0	0	0	0	1	
15	Mitchell, Kallyah	0-2	0-0	2-2	0	5	5	3	2	1	1	0	0	18	
25	Whitted, Peyton	1-3	0-0	0-0	2	2	4	0	2	1	0	0	0	13	
41	DeGraaf, Jenny	0-0	0-0	0-0	0	0	0	0	0	0	0	0	0	0+	
Team						0		2							
Totals		28-52	3-4	18-19	7	24	31	13	77	16	11	7	11	200	

FG % 1st Half: 15-29 51.7% 2nd half: 13-23 56.5% Game: 28-52 53.8% Deadball Rebounds 1
 3FG % 1st Half: 2-2 100.0 2nd half: 1-2 50.0% Game: 3-4 75.0%
 FT % 1st Half: 8-9 88.9% 2nd half: 10-10 100.0 Game: 18-19 94.7%

Officials: Felicia Grinter, Cameron Inouye, Michael McConnell
 Technical fouls: Michigan-None. Penn State-None.
 Attendance: 6494

Score by periods	1st	2nd	Total
Michigan	31	31	62
Penn State	40	37	77

	Points	In	Off	2nd	Fast	Bench
	Paint	T/O	Chance	Break		
MICH	28	16	7	14	14	
PSU	34	16	4	8	4	

Last FG - MICH 2nd-00:21, PSU 2nd-00:41.
 Largest lead - MICH by 4 1st-18:33, PSU by 22 2nd-11:03.

Score tied - 3 times.
 Lead changed - 5 times.

Notable

- Penn State clinched at least a share of its third-straight Big Ten regular-season title, marking the first time school history that the Lady Lions have accomplished that feat (Big Ten or Atlantic 10).
- The Lady Lions join Ohio State (2005-10 and 1982-87) and Iowa (1987-90) as the only Big Ten teams to win three or more consecutive Big Ten titles.
- Talia East had a career-high 16 points, surpassing her previous mark of 14 set against Iowa (2/6).





#1 Candice Agee

So. * F/C * 6-6 * Victorville, Calif./Silverado

2013-14 Season Highlights:

- ♦ Made her first career start in the season-opener against St. Francis (Pa.) (11/8).

2013-14 Season Notes:

- ♦ Recorded five points and a rebound in four minutes of action at Nebraska (2/24).
- ♦ Converted both shots she attempted from the field and added three makes from the foul line to finish with seven points, while adding two rebounds and a block in the win at Ohio State (2/9).
- ♦ Posted four points, four rebounds and a block in the road win at Northwestern (2/2).
- ♦ Had a team-high six rebounds and added a block and a steal in the win over Minnesota (1/26).
- ♦ Scored five points and added a block, an assist and a rebound versus Purdue (1/12).
- ♦ Went 2-for-2 from the field and knocked down two free throws to finish with six points and added two rebounds and an assist in the win over Illinois (1/9).
- ♦ Chipped in three points and six rebounds against Hartford (12/29).
- ♦ Had nine points on 4-of-7 shooting to go along with five rebounds in the win over Alcorn State (12/22).
- ♦ Recorded six points, four rebounds and two blocks in the Junkanoo Jam title game win over Illinois State (11/30).
- ♦ Notched six points and five rebounds in 16 minutes against Oregon State (11/29).
- ♦ Registered a career-high 16 points to go along with six rebounds and two blocks versus Bucknell (11/20).
- ♦ Tallied two points, two rebounds and two blocks against top-ranked Connecticut (11/17).
- ♦ Had eight points to go along with seven rebounds in 15 minutes against Fordham (11/10).
- ♦ Was 3-for-5 from the field en route to seven points and three rebounds in the season-opening win over St. Francis (Pa.) (11/8).
- ♦ Posted six points and eight rebounds in the exhibition win over Lock Haven (10/27).

13-14 GAME-BY-GAME

OPPONENT	Min.	FG	3FG	FT	O-D-R	PF	A	TO	B	S	Pts
ST. FRANCIS	11	3-5	0-0	1-1	2-1-3	3	1	3	0	1	7
FORDHAM	15	3-5	0-0	2-6	2-5-7	2	0	2	0	0	8
UCONN	16	1-4	0-0	0-0	1-1-2	3	0	0	2	0	2
BUCKNELL	21	7-10	0-0	2-2	5-1-6	2	1	1	2	0	16
vs. Oregon St.	16	2-8	0-0	2-2	3-2-5	4	1	0	1	0	6
vs. Illinois St.	16	2-3	0-0	2-5	0-4-4	3	0	3	2	0	6
NOTRE DAME	6	0-2	0-0	0-0	0-0-0	0	0	0	0	1	0
at Georgetown	14	0-4	0-0	2-4	2-1-3	4	0	1	1	0	2
at S. Dakota St.	3	0-1	0-0	0-0	0-0-0	0	0	0	0	0	0
TEXAS A&M	13	0-4	0-0	3-4	2-1-3	4	0	2	0	0	3
ALCORN ST.	19	4-7	0-0	1-2	3-2-5	4	0	0	0	0	9
HARTFORD	18	1-1	0-0	1-2	1-5-6	2	1	2	1	0	3
at Iowa	8	0-0	0-0	0-0	1-2-3	2	1	2	2	0	0
at Illinois	15	2-2	0-0	2-5	1-1-2	3	1	1	0	0	6
PURDUE	13	1-4	0-0	3-6	0-1-1	3	0	2	1	1	5
OHIO ST.	6	0-1	0-0	0-0	0-1-1	5	0	0	1	0	0
at Michigan St.	11	0-2	0-0	1-2	0-1-1	1	0	1	0	0	1
INDIANA	15	0-1	0-0	1-2	0-2-2	0	0	4	2	0	1
MINNESOTA	12	0-0	0-0	0-2	1-5-6	2	0	1	1	1	0
at Purdue	5	1-3	0-0	0-0	1-0-1	1	0	0	0	0	2
at Northwestern	18	2-4	0-0	0-2	1-3-4	0	0	0	1	0	4
IOWA	4	0-0	0-0	1-2	1-0-1	0	0	0	0	0	1
at Ohio State	9	2-2	0-0	3-4	0-2-2	1	0	1	1	0	7
at Indiana	4	0-0	0-0	0-0	0-0-0	0	1	0	0	0	0
WISCONSIN	4	0-0	0-0	0-0	0-1-1	1	0	1	0	0	4
N-WESTERN	2	0-1	0-0	0-0	0-0-0	0	0	0	0	0	0
at Nebraska	4	1-2	0-0	3-6	1-0-1	0	0	0	0	0	5
MICHIGAN	4	0-2	0-0	0-0	0-0-0	1	0	0	0	0	0

Agee vs. the Big Ten

Team	G	Pts.-Avg.	Rebs.-Avg.	Assts.-Avg.	Blks.-Avg.
Illinois	2	14-7.0	2-1.0	1-0.5	3-1.5
Indiana	3	1-0.3	3-1.0	1-0.3	2-0.7
Iowa	3	2-0.7	6-2.0	1-0.3	2-0.7
Michigan	2	0-0.0	2-1.0	0-0.0	1-0.5
Michigan State	3	6-2.0	2-0.7	0-0.0	0-0.0
Minnesota	3	0-0.0	7-2.0	0-0.0	1-0.3
Nebraska	2	5-2.5	1-0.5	0-0.0	0-0.0
Northwestern	3	8-2.7	5-1.7	0-0.0	2-0.7
Ohio State	4	9-2.3	8-2.0	0-0.0	2-0.3
Purdue	3	7-2.3	3-1.0	0-0.0	1-0.3
Wisconsin	2	0-0.0	3-1.5	0-0.0	0-0.0

AGEE'S CAREER STATS

Year	GP-GS	MIN	FG-A	PCT	3FG-A	PCT	FT-A	PCT	REB	AVG	PF-O	A	TO	B	S	PTS	AVG
2012-13	26-0	204	20-54	.370	0-0	.000	11-20	.550	17-31-48	1.8	33-0	2	13	13	4	51	2.0
2013-14	28-3	302	32-78	.410	0-0	.000	30-59	.508	28-42-70	2.5	51-1	7	27	18	4	94	3.4
TOTAL	54-3	506	52-132	.394	0-0	.000	41-79	.519	45-73-118	2.2	84-1	9	40	31	8	145	2.7





#2 Dara Taylor

Sr. * G * 5-8 * Wilmington, Del./Caravel Academy (Maryland)

2013-14 Season Highlights:

- 2014 Big Ten Defensive Player of the Year, becoming the second Lady Lion (Tanisha Wright - 2003, 2004, 2005) to win the award.
- Second-straight Big Ten All-Defensive team selection.
- Named to the All-Big Ten second team by the coaches and media.
- Reached the 700-point of her collegiate career with 13 points against Purdue (1/30).
- Surpassed the 400-assist mark for her collegiate career versus Alcorn State (12/22).
- Reached the 500-point milestone for her Lady Lion career against Indiana (2/13).
- Reached the 300-rebound mark for her collegiate career in the win over Minnesota (1/26).
- Selected to the Big Ten Weekly Honor Roll on Dec. 23.
- Surpassed the 200-steal mark for her collegiate career against Michigan State (1/19).
- Reached the 200-assist milestone for her Lady Lion career at Purdue (1/30), becoming the 30th player in program history to accomplish the feat.
- Ranks 19th on the Penn State all-time career assists list (244).
- Named to Junkanoo Jam All-Tournament team after averaging 11.0 points, 4.5 assists and 3.0 steals in two wins for the Lady Lions.

2013-14 Season Notes:

- Tallied 11 points on 4-7 shooting and added seven assists and four rebounds against Michigan (3/1).
- Scored 10 points off five makes from the field and led the team in steals with three while adding four assists and two rebounds against Nebraska (2/24).
- Pulled down a season-high seven rebounds and added 11 points, four assists, and a steal in the win over Northwestern (2/20).
- Registered 12 points on 5-of-11 shooting and added eight assists, six rebounds and three steals in the road win at Indiana (2/13).
- Hit five buckets from the field to score 12 points and added four rebounds, six assists and a steal in the win over Ohio State (2/9).
- Recorded 10 points, three steals and two assists versus Iowa (2/6).
- Had 11 points, while adding five assists, three steals and a rebound in the win at Northwestern (2/2).
- Had 13 points, eight assists, six rebounds and three steals in the win over Purdue (1/30).
- Posted her first double-double as a Lady Lion with 15 points and a Penn State career-high 10 assists, while adding four steals in the victory over Minnesota (1/27).
- Scored 18 points, tying her personal best mark for points in a Big Ten game in the win over Michigan State (1/19). 10 of her 18 points came from the free throw line. Added four rebounds, four steals, and two assists in the victory.
- Totaled 13 points and dished out six assists while recording a block, a steal and a rebound against Purdue (1/12).
- Tallied 17 points, shooting 6-of-11 from the field. Dished out four assists and grabbed two steals on the road against Illinois (1/9).
- Scored 17 points on 6-of-12 shooting while adding five boards, four assists and two steals in the Big Ten opening win over Iowa (1/5).
- Notched a career-best 20 points on 9-of-12 shooting and tied her personal mark for steals with seven thefts in the win over Alcorn State (12/22).
- Poured in 19 points on 8-of-14 shooting from the field and added five assists, two steals and two rebounds at South Dakota State (12/11).
- Scored 12 points and added six assists, five rebounds and a steal in the win over Georgetown (12/8).
- Posted 14 points, six assists, three rebounds and three steals against #4/5 Notre Dame (12/4).
- Registered 12 points with three assists and three steals in the Junkanoo Jam final against Illinois State (11/30).
- Recorded 10 points, six assists and three steals in the comeback win over Oregon State (11/29).
- Dished out seven assists and nabbed six steals against Bucknell (11/20).
- Started the season in style with 14 points, six assists and three steals in the season opener against St. Francis (Pa.) (11/8).

13-14 GAME-BY-GAME

OPPONENT	Min.	FG	3FG	FT	O-D-R	PF	A	TO	B	S	Pts
ST. FRANCIS	22	4-8	0-1	6-8	0-1-1	2	6	3	1	3	14
FORDHAM	22	5-14	2-4	0-0	0-2-2	5	2	2	1	2	12
UCONN	35	3-10	1-4	0-0	1-2-3	4	4	5	0	4	7
BUCKNELL	25	2-9	0-2	0-1	0-1-1	1	7	4	0	6	4
vs. Oregon St.	29	4-10	0-0	2-2	0-1-1	3	6	5	0	3	10
vs. Illinois St.	31	4-9	0-3	4-7	0-1-1	3	3	4	0	3	12
NOTRE DAME	38	5-15	1-2	3-3	3-0-3	2	6	5	0	3	14
at Georgetown	33	3-8	0-1	6-6	1-4-5	0	6	5	0	1	12
at S. Dakota St.	37	8-14	0-2	3-4	1-1-2	2	5	1	0	2	19
TEXAS A&M	34	2-12	0-0	2-2	2-2-4	2	3	2	0	1	6
ALCORN ST.	29	9-12	1-1	1-2	1-3-4	1	4	7	0	7	20
HARTFORD	30	3-10	0-2	2-2	0-4-4	4	2	2	0	1	8
at Iowa	37	6-12	0-2	5-6	1-4-5	1	4	3	0	2	17
at Illinois	36	6-11	1-2	4-5	0-1-1	1	4	11	0	2	17
PURDUE	37	6-16	1-5	0-0	0-1-1	4	6	3	1	1	13
OHIO ST.	33	3-9	0-0	0-1	1-3-4	3	3	3	0	6	6
at Michigan St.	40	4-15	0-0	10-14	2-2-4	1	2	1	0	4	18
INDIANA	21	0-2	0-0	0-0	1-0-1	3	5	2	0	2	0
MINNESOTA	37	6-13	1-3	2-2	0-1-1	1	10	1	0	4	15
at Purdue	38	5-15	1-5	2-4	1-5-6	2	8	3	0	3	13
at Northwestern	39	4-9	2-3	1-2	0-1-1	2	5	4	0	3	11
IOWA	39	4-12	0-1	2-3	1-1-2	2	2	3	0	3	10
at Ohio State	35	5-14	2-3	0-0	3-1-4	2	6	4	0	1	12
at Indiana	37	5-11	1-3	1-1	1-5-6	1	8	3	0	3	12
WISCONSIN	40	4-11	1-2	1-2	0-2-2	3	4	0	0	3	10
N-WESTERN	38	4-10	0-3	3-4	3-4-7	1	4	3	0	1	11
at Nebraska	40	5-11	0-2	0-0	1-1-2	3	4	2	0	3	10
MICHIGAN	33	4-7	1-1	2-2	0-3-3	4	7	1	1	3	11

Taylor vs. the Big Ten

Team	G	Pts.-Avg.	Rebs.-Avg.	Assts.-Avg.	Stls.-Avg.
Illinois	2	26-13.0	4-2.0	8-4.0	7-3.5
Indiana	3	22-7.3	12-4.0	16-5.3	6-2.0
Iowa	3	36-12.0	14-4.7	9-3.0	9-3.0
Michigan	3	20-6.7	11-3.7	11-3.7	6-2.0
Michigan State	4	40-10.0	15-3.8	11-2.8	11-2.8
Minnesota*	4	36-9.0	6-1.5	17-4.3	13-3.3
Nebraska	3	21-7.0	6-2.0	14-4.7	7-2.3
Northwestern	3	31-10.3	9-3.0	10-3.3	11-3.7
Ohio State	4	32-8.0	11-2.8	14-3.5	12-3.0
Purdue**	4	33-8.3	13-3.3	22-5.5	10-2.5
Wisconsin	3	28-9.3	11-3.7	12-4.0	10-3.3

* - Taylor played vs. Minnesota at Maryland in 2009-10

** - Taylor played vs. Purdue at Maryland in 2008-09

TAYLOR'S CAREER STATS

Year	GP-GS	MIN	FG-A	PCT	3FG-A	PCT	FT-A	PCT	REB	AVG	PF-O	A	TO	B	S	PTS	AVG
2009-10*	34-27	916	70-195	.359	9-41	.220	38-76	.500	32-80-112	3.3	78-2	171	147	2	40	187	5.5
2010-11*	32-1	439	19-60	.317	3-23	.130	14-20	.700	8-31-39	1.2	40-0	71	67	1	35	55	1.7
2011-12	Sat out due to NCAA Transfer Rules																
2012-13	32-25	871	86-225	.382	18-61	.295	33-53	.623	28-73-101	3.2	80-1	108	89	4	77	223	7.0
2013-14	28-28	945	123-309	.398	16-57	.281	62-83	.747	24-57-81	2.9	64-1	136	92	4	81	324	11.6
PENN STATE	60-53	1816	209-534	.391	34-118	.288	95-136	.699	52-130-182	3.0	144-2	244	181	8	158	547	9.1
OVERALL	126-81	3171	298-789	.378	46-182	.253	147-232	.634	92-241-333	2.6	262-4	486	395	11	233	789	6.3

* - freshman and sophomore season statistics from Maryland





#5 Talia East

Sr. * F/C * 6-3 * Philadelphia, Pa./Friends' Central School

2013-14 Highlights:

- Selected All-Big Ten honorable mention by the coaches and media.
- Ranks eighth in Penn State history in blocked shots (97).
- Became just the 14th player in Lady Lion program history to record 80 or more blocks in a career.
- Has four double-doubles on the season.
- Surpassed the 300-point mark for her career against Michigan State (1/19).
- Reached the 400-rebound mark for her career against Ohio State (1/16).
- Recorded seven blocks, the third-highest single-game total in school history, which has occurred 10 times.

2013-14 Season Notes:

- Scored a career-high 16 points on 6-9 shooting, pulled down seven rebounds and blocked four shots against Michigan (3/1).
- Led the team in rebounds with 12 and added seven points, a block and assist against Nebraska (2/24).
- Went 4-for-6 from the field for eight points and pulled down six rebounds while adding two blocks and two steals in the win over Wisconsin (2/16).
- Totaled nine points on 3-of-5 shooting and recorded three rebounds, two blocks and an assist in the victory at Indiana (2/13).
- Scored 12 points on 4-of-6 shooting and pulled down eight rebounds, while rejecting two shots in the road victory at Ohio State (2/9).
- Notched her fourth double-double of the season, scoring a 14 points while grabbing 12 rebounds, which matches her previous season high against Iowa (2/6).
- Had 11 points on 4-of-6 shooting and chipped in six points, two assists and a block in the win at Northwestern (2/2).
- Posted the third double-double of the season and career with a personal-best 12 rebounds and 12 points, while adding an assist, a steal and a block in the win at Purdue (1/30).
- Recorded the second double-double of her career and season with a career-high 13 points and 11 rebounds, while adding two assists, a block and a steal in the win over Indiana (1/23).
- Scored seven points and collected seven rebounds to go along with two blocks, two steals and an assist in the road victory at Michigan State (1/19).
- Grabbed nine rebounds and scored eight points while adding two assists, a block and a steal in the win over Ohio State (1/16).
- Had an impressive stat line with 10 rebounds, nine points and seven blocks against Purdue (1/12). The seven blocks match her career high and were just one shy of tying the school record for blocks in a game.
- Hauled in six rebounds and scored three points in the victory at Illinois (1/9).
- Posted Penn State's first double-double of the season with 10 points and 10 rebounds in the Big Ten opening victory over Iowa (1/5). East's 10 points are a career high for a Big Ten game.
- Went 4-for-8 from the field, scoring eight points while adding six rebounds, three blocks, a steal and an assist in the win over #20/24 Texas A&M (12/15).
- Posted 10 points, five rebounds, two assists and a steal in the road victory against Georgetown (12/8).
- Scored 12 points and hauled in eight rebounds, while adding a trio of blocks and a steal against #4/5 Notre Dame (12/4).
- Pulled in 11 rebounds to go along with four points and two blocks in versus Illinois State (11/30).
- Was 4-for-6 from the field en route to nine points and six rebounds against Oregon State (11/29).
- Made her second career start against Bucknell (11/20).
- Had a solid outing with eight points, 10 rebounds, four blocks and two steals against #1 Connecticut (11/17).
- Accounted for six points and two assists against Fordham (11/10).
- Pitched in eight points and eight rebounds off of the bench in the win over St. Francis (Pa.) (11/8).

13-14 GAME-BY-GAME

OPPONENT	Min.	FG	3FG	FT	O-D-R	PF	A	TO	B	S	Pts
ST. FRANCIS	17	3-6	0-0	2-2	2-6-8	4	0	1	0	1	8
FORDHAM	17	2-3	0-0	2-2	2-0-2	2	2	1	0	0	6
UCONN	29	3-5	0-0	2-2	7-3-10	3	1	3	4	2	8
BUCKNELL	10	1-3	0-0	0-0	2-2-4	5	1	3	0	0	2
vs. Oregon St.	24	4-6	0-0	1-1	3-3-6	1	1	2	0	0	9
vs. Illinois St.	28	2-4	0-0	0-1	4-7-11	3	1	4	2	1	4
NOTRE DAME	29	4-5	0-0	4-4	3-5-8	4	0	4	3	1	12
at Georgetown	19	4-8	0-0	2-2	2-3-5	4	2	1	0	1	10
at S. Dakota St.	12	0-4	0-0	0-0	1-6-7	1	1	3	1	0	0
TEXAS A&M	24	4-8	0-0	0-0	2-4-6	4	1	6	3	1	8
ALCORN ST.	11	1-2	0-0	0-0	1-2-3	4	1	1	1	0	2
HARTFORD	21	1-5	0-0	1-2	3-5-8	0	0	1	1	0	3
at Iowa	21	4-6	0-0	2-2	4-6-10	4	1	2	1	0	10
at Illinois	23	1-3	0-0	1-1	2-4-6	3	0	4	0	0	3
PURDUE	26	4-10	0-0	1-1	4-6-10	3	1	1	7	0	9
OHIO ST.	29	2-6	0-0	4-5	3-6-9	2	2	0	1	1	8
at Michigan St.	30	2-4	0-0	3-4	0-7-7	3	1	4	2	2	7
INDIANA	29	4-7	0-0	5-8	2-9-11	2	0	1	1	0	13
MINNESOTA	21	4-4	0-0	0-0	2-3-5	4	0	1	0	0	8
at Purdue	35	6-10	0-0	0-4	4-8-12	4	1	5	1	1	12
at Northwestern	16	4-6	0-0	3-3	3-3-6	4	2	1	1	0	11
IOWA	32	5-11	0-0	4-4	4-8-12	4	1	2	0	0	14
at Ohio State	29	4-6	0-0	4-5	0-8-8	2	0	5	2	0	12
at Indiana	30	3-5	0-0	3-4	0-3-3	3	1	2	2	0	9
WISCONSIN	21	4-6	0-0	0-0	2-4-6	4	0	3	2	2	8
N-WESTERN	16	1-4	0-0	1-2	0-7-7	4	0	2	0	0	3
at Nebraska	30	1-3	0-0	5-6	5-7-12	4	0	4	1	1	7
MICHIGAN	33	6-9	0-0	4-4	2-5-7	1	1	3	4	2	16

East vs. the Big Ten

Team	G	Pts.-Avg.	Rebs.-Avg.	Assts.-Avg.	Blks.-Avg.
Illinois	6	5-0.8	15-2.5	0-0.0	0-0.0
Indiana	6	37-6.2	31-5.2	1-0.2	4-0.7
Iowa	4	27-6.8	26-6.5	2-0.5	2-0.5
Michigan	6	20-3.3	20-3.3	1-0.2	5-0.8
Michigan State	7	11-1.6	21-3.0	2-0.3	6-0.9
Minnesota	6	10-1.7	19-3.2	4-0.7	5-0.8
Nebraska	5	13-2.6	21-4.2	0-0.0	6-1.2
Northwestern	6	25-4.2	29-4.8	2-0.3	2-0.3
Ohio State	8	31-3.9	29-3.6	2-0.3	7-0.9
Purdue	7	40-5.7	38-5.4	3-0.4	11-1.6
Wisconsin	5	18-3.6	24-4.8	5-1.0 (s)	4-0.8
(s) - steals					

EAST'S CAREER STATS

Year	GP-GS	MIN	FG-A	PCT	3FG-A	PCT	FT-A	PCT	REB	AVG	PF-O	A	TO	B	S	PTS	AVG
2010-11	15-0	91	5-18	.278	0-0	.000	2-4	.500	8-11-19	1.3	8-0	0	8	2	2	12	0.8
2011-12	33-0	457	49-107	.458	0-0	.000	15-33	.455	49-124-173	5.2	48-2	8	33	34	17	113	3.4
2012-13	31-1	387	23-51	.451	0-0	.000	23-40	.575	35-62-97	3.1	61-3	10	24	21	13	69	2.2
2013-14	28-25	662	84-159	.528	0-0	.000	54-69	.783	69-140-209	7.5	86-1	22	71	40	17	222	7.9
TOTAL	107-26	1597	161-335	.481	0-0	.000	94-146	.644	161-337-498	4.7	203-6	40	136	97	49	416	3.9





#10 Keke Sevillian

Fr. * G * 5-7 * Goodrich, Mich./Goodrich

2013-14 Season Notes:

- Connected on a shot from beyond the arc for three points and added an offensive rebound in the victory over Ohio State (1/16).
- Made both of her free throw attempts for two points and snagged a rebound in the win over Hartford (12/29).
- Went 2-for-2 from the free throw line for two points and grabbed a rebound against #4/5 Notre Dame (12/4).
- Tallied five points, one assist and one steal in the win over Illinois State (11/30) to claim the Junkanoo Jam title.
- Knocked down a three-pointer and made both of her free throw attempts en route to five points against Bucknell (11/20).
- Had three points, two rebounds and an assist in the win over Fordham (11/10).
- Provided a defensive spark with four steals with eight points and three rebounds in her first career game against St. Francis (Pa.) (11/8).
- Had four points and two assists against Lock Haven (10/27).

13-14 GAME-BY-GAME

OPPONENT	Min.	FG	3FG	FT	O-D-R	PF	A	TO	B	S	Pts
ST. FRANCIS	18	2-6	0-2	4-4	0-3-3	3	1	4	0	4	8
FORDHAM	17	1-4	1-3	0-0	0-2-2	3	1	2	0	0	3
UCONN	Did Not Play										
BUCKNELL	9	1-3	1-3	2-2	0-1-1	1	1	0	0	0	5
vs. Oregon St.	0+	0-0	0-0	0-0	0-0-0	0	0	0	0	0	0
vs. Illinois St.	10	2-4	1-1	0-0	0-1-1	1	1	1	0	1	5
NOTRE DAME	4	0-0	0-0	2-2	0-1-1	0	0	0	0	0	2
at Georgetown	5	1-1	0-0	0-0	0-0-0	0	0	2	0	0	2
at S. Dakota St.	13	0-3	0-0	0-0	0-0-0	4	0	0	0	1	0
TEXAS A&M	Did Not Play										
ALCORN ST.	7	0-0	0-0	0-0	0-0-0	3	0	3	0	1	0
HARTFORD	5	0-0	0-0	2-2	0-1-1	2	0	1	0	0	2
at Iowa	0+	0-0	0-0	0-0	0-0-0	0	0	0	0	0	0
at Illinois	Did Not Play										
PURDUE	Did Not Play										
OHIO ST.	8	1-4	1-3	0-0	1-0-1	1	0	0	0	0	3
at Michigan St.	1	0-0	0-0	0-0	0-0-0	0	0	1	0	0	0
INDIANA	12	0-2	0-0	1-2	0-1-1	0	0	0	0	2	1
MINNESOTA	3	0-1	0-1	0-0	0-0-0	0	1	0	0	0	0
at Purdue	Did Not Play										
at Northwestern	0+	0-0	0-0	0-0	0-0-0	0	0	0	0	0	0
IOWA	2	0-0	0-0	0-1	0-0-0	0	0	0	0	0	0
at Ohio State	1	0-0	0-0	0-0	0-0-0	0	0	0	0	0	0
at Indiana	Did Not Play										
WISCONSIN	Did Not Play										
N-WESTERN	Did Not Play										
at Nebraska	3	0-0	0-0	0-0	0-1-1	0	0	1	0	0	0
MICHIGAN	0+	0-0	0-0	0-0	0-0-0	0	0	0	0	0	0

Sevillian vs. the Big Ten

Team	G	Pts.-Avg.	Rebs.-Avg.	Assts.-Avg.	Stls.-Avg.
Illinois	-	-	-	-	-
Indiana	1	1-1.0	1-1.0	0-0.0	1-1.0
Iowa	2	0-0.0	0-0.0	0-0.0	0-0.0
Michigan	1	0-0.0	0-0.0	0-0.0	0-0.0
Michigan State	1	0-0.0	0-0.0	0-0.0	0-0.0
Minnesota	1	0-0.0	0-0.0	1-1.0	0-0.0
Nebraska	1	0-0.0	1-1.0	0-0.0	0-0.0
Northwestern	1	0-0.0	0-0.0	0-0.0	0-0.0
Ohio State	2	3-1.5	1-0.5	0-0.0	0-0.0
Purdue	-	-	-	-	-
Wisconsin	-	-	-	-	-

SEVILLIAN'S CAREER STATS

Year	GP-GS	MIN	FG-A	PCT	3FG-A	PCT	FT-A	PCT	REB	AVG	PF-O	A	TO	B	S	PTS	AVG
2013-14	20-0	118	8-28	.286	4-13	.308	11-13	.846	1-11-12	0.6	18-0	5	15	0	8	31	1.6
TOTAL	20-0	118	8-28	.286	4-13	.308	11-13	.846	1-11-12	0.6	18-0	5	15	0	8	31	1.6





#11 Alex Harris

Fr. * F * 6-3 * Lorain, Ohio/Lorain

2013-14 Season Notes:

- ♦ Matched her season-high in blocks with three and added two rebounds and a point in the win over Purdue (1/30).
- ♦ Went 2-for-3 from the field for five points and pulled down five rebounds in the victory over Minnesota (1/26).
- ♦ Grabbed eight rebounds and scored two points in the home win versus Ohio State (1/16).
- ♦ Scored four points and grabbed five boards while adding a block off the bench against Purdue (1/12).
- ♦ Made both of her shots from the field en route to four points with three rebounds versus Hartford (12/29).
- ♦ Recorded five points to go along with seven rebounds and a blocked shot against Alcorn State (12/22).
- ♦ Scored five points on a perfect 2-for-2 shooting performance from the field and grabbed three rebounds at South Dakota State (12/11).
- ♦ Hauled in five rebounds, while adding a blocked shot and two made free throws against #4/5 Notre Dame (12/4).
- ♦ Tallied six points, a game-high 11 rebounds and two blocked shots in the win over Illinois State (11/30) to win the Junkanoo Jam.
- ♦ Was a perfect 3-for-3 from the field and finished with eight points, 11 rebounds and two blocks in the win over Bucknell (11/20).
- ♦ Grabbed six rebounds and blocked a shot in the win over Fordham (11/10).
- ♦ Snagged 10 rebounds to go along with six points and three blocked shots in her first collegiate game against St. Francis (Pa.) (11/8).
- ♦ Pulled in seven rebounds and blocked two shots in the exhibition game against Lock Haven (10/27).

13-14 GAME-BY-GAME

OPPONENT	Min.	FG	3FG	FT	O-D-R	PF	A	TO	B	S	Pts
ST. FRANCIS	17	2-4	0-0	2-4	5-5-10	4	0	3	3	1	6
FORDHAM	22	0-2	0-0	0-0	0-6-6	1	1	2	1	1	0
UCONN	8	0-2	0-0	2-2	2-0-2	1	0	1	0	0	2
BUCKNELL	20	3-3	0-0	2-5	3-8-11	3	0	1	2	0	8
vs. Oregon St.	18	1-5	0-0	0-4	2-4-6	1	0	2	0	1	2
vs. Illinois St.	18	2-4	0-0	2-2	5-6-11	3	2	1	2	0	6
NOTRE DAME	13	0-2	0-0	2-2	1-4-5	2	0	3	1	0	2
at Georgetown	9	0-1	0-0	1-2	1-2-3	1	0	0	0	0	1
at S. Dakota St.	7	2-2	0-0	1-2	0-3-3	2	0	0	0	0	5
TEXAS A&M	7	0-0	0-0	0-0	0-1-1	1	0	1	0	1	0
ALCORN ST.	16	2-4	0-0	1-1	4-3-7	2	1	0	1	0	5
HARTFORD	12	2-2	0-0	0-0	1-2-3	0	0	0	0	0	4
at Iowa	1	0-0	0-0	0-0	0-0-0	1	0	0	0	0	0
at Illinois	5	0-1	0-0	1-2	0-0-0	0	0	0	0	0	1
PURDUE	12	2-5	0-0	0-0	4-1-5	2	0	1	1	0	4
OHIO ST.	15	1-4	0-0	0-2	3-5-8	1	0	1	0	0	2
at Michigan St.	3	0-0	0-0	0-0	0-0-0	0	0	1	0	0	0
INDIANA	3	0-0	0-0	0-0	0-0-0	0	0	0	0	0	0
MINNESOTA	9	2-3	0-0	1-2	3-2-5	1	1	0	0	0	5
at Purdue	10	0-0	0-0	1-2	1-1-2	2	0	0	3	0	1
at Northwestern	11	0-2	0-0	1-2	2-1-3	2	0	1	0	1	1
IOWA	2	0-0	0-0	0-0	0-0-0	0	0	0	1	0	0
at Ohio State	5	0-1	0-0	0-0	1-0-1	0	0	0	0	0	0
at Indiana	5	1-2	0-0	0-0	1-2-3	0	0	0	0	1	2
WISCONSIN	5	0-0	0-0	0-0	0-1-1	2	0	0	0	0	0
N-WESTERN	1	0-1	0-0	0-0	0-0-0	0	0	1	0	0	0
at Nebraska	Did Not Play										
MICHIGAN	1	0-0	0-0	0-0	0-0-0	1	0	0	0	0	0

Harris vs. the Big Ten

Team	G	Pts.-Avg.	Rebs.-Avg.	Stls.-Avg.	Blks.-Avg.
Illinois	1	1-1.0	0-0.0	0-0.0	0-0.0
Indiana	2	2-1.0	3-1.5	1-0.5	0-0.0
Iowa	2	0-0.0	0-0.0	0-0.0	1-0.5
Michigan	1	0-0.0	0-0.0	0-0.0	0-0.0
Michigan State	1	0-0.0	0-0.0	0-0.0	0-0.0
Minnesota	1	5-5.0	5-5.0	1-1.0 (a)	0-0.0
Nebraska	-	-	-	-	-
Northwestern	2	1-0.5	3-1.5	1-0.5	0-0.0
Ohio State	2	2-1.0	9-4.5	0-0.0	0-0.0
Purdue	2	5-2.5	7-3.5	0-0.0	4-2.0
Wisconsin	1	0-0.0	1-1.0	0-0.0	0-0.0

(a) - assists

HARRIS' CAREER STATS

Year	GP-GS	MIN	FG-A	PCT	3FG-A	PCT	FT-A	PCT	REB	AVG	PF-O	A	TO	B	S	PTS	AVG
2013-14	27-0	255	20-50	.400	0-0	.000	17-34	.500	39-57-96	3.6	33-0	5	19	15	6	57	2.1
TOTAL	27-0	255	20-50	.400	0-0	.000	17-34	.500	39-57-96	3.6	33-0	5	19	15	6	57	2.1



#12 Lindsey Spann

Fr. * G * 5-6 * Laurel, Md./Good Counsel

2013-14 Season Notes:

- ♦ Will miss 2013-14 campaign after tearing her right ACL in a practice during the summer.





#15 Kaliyah Mitchell

Fr. * G/F * 6-2 * Stone Mountain, Ga./Stephenson

2013-14 Highlights:

- Reached the 100-point milestone for her Lady Lion career at Northwestern (2/2).
- Surpassed the 100-rebound milestone for her Penn State career at Indiana (2/13).

13-14 GAME-BY-GAME

OPPONENT	Min.	FG	3FG	FT	O-D-R	PF	A	TO	B	S	Pts
ST. FRANCIS	17	5-8	0-0	1-2	1-5-6	1	1	1	1	1	11
FORDHAM	21	1-4	0-0	2-4	5-1-6	0	1	1	0	0	4
UCONN	9	0-1	0-1	2-2	0-3-3	2	0	1	0	0	2
BUCKNELL	20	4-7	0-1	6-7	3-5-8	2	1	1	0	1	14
vs. Oregon St.	17	0-6	0-0	4-4	3-3-6	3	1	3	0	0	4
vs. Illinois St.	12	2-2	1-1	1-2	0-1-1	1	1	0	0	0	6
NOTRE DAME	20	2-4	0-1	1-2	1-4-5	3	0	1	0	3	5
at Georgetown	16	1-2	0-1	0-0	0-3-3	1	0	1	0	1	2
at S. Dakota St.	20	1-3	0-0	1-2	1-2-3	5	0	1	0	0	3
TEXAS A&M	15	0-1	0-1	4-4	0-1-1	1	0	0	0	1	4
ALCORN ST.	18	1-3	0-0	5-7	2-1-3	2	0	4	0	0	7
HARTFORD	18	3-5	0-0	0-0	2-2-4	5	0	0	0	0	6
at Iowa	24	1-3	0-0	2-4	1-5-6	4	2	2	2	2	0
at Illinois	7	0-1	0-0	0-0	0-3-3	2	1	1	0	0	0
PURDUE	14	3-5	0-0	0-0	1-5-6	2	1	1	1	1	6
OHIO ST.	21	1-2	0-0	5-6	1-2-3	1	2	0	0	2	7
at Michigan St.	16	1-2	0-0	4-6	2-8-10	2	1	0	0	0	6
INDIANA	16	0-4	0-1	2-2	0-2-2	3	1	1	0	0	2
MINNESOTA	10	0-6	0-1	0-0	2-1-3	1	1	0	0	0	0
at Purdue	8	1-3	0-0	1-4	1-3-4	2	2	0	0	0	3
at Northwestern	15	1-4	0-1	3-4	1-3-4	1	2	0	0	1	5
IOWA	12	1-3	0-0	0-0	2-1-3	3	1	0	1	1	2
at Ohio State	19	2-2	0-0	0-0	1-3-4	2	0	0	0	0	4
at Indiana	21	1-2	0-0	0-0	1-4-5	3	1	1	0	1	2
WISCONSIN	20	2-3	0-0	3-5	0-4-4	1	1	0	0	1	7
N-WESTERN	25	1-5	0-0	7-7	2-6-8	1	0	3	0	1	9
at Nebraska	18	2-7	0-3	1-1	1-3-4	1	2	1	0	0	5
MICHIGAN	18	0-2	0-0	2-2	0-5-5	3	1	1	0	0	2

2013-14 Season Notes:

- Scored two points, pulled down five rebounds and dished out one assist against Michigan (3/1).
- Totaled five points, four rebounds and two assists against Nebraska (2/24).
- Went a perfect 7-for-7 from the charity stripe in the final 2:32 on her way to nine points and hauled in eight rebounds and grabbed a steal in the victory over Northwestern (2/20).
- Scored seven points and added four rebounds, one assist and a steal in the win over Wisconsin (2/16).
- Recorded four points and four boards in the win at Ohio State (2/9).
- Knocked down 3-of-4 free throws on her way to a five point, four rebound performance in the road win at Northwestern (2/2).
- Sealed the win at Purdue (1/30) with a defensive rebound and hitting one of her two free throw attempts to make it a three-point game with less than two seconds remaining.
- Led the team in rebounds with 10, setting a career high for her Lady Lion career, and added six points and an assist in the win over Michigan State (1/19).
- Scored seven points, including a 5-of-6 effort from the free throw line, and added three boards, two assists and two steals in the win over Ohio State (1/16).
- Posted six points, six rebounds, one assist, one block and one steal versus Purdue (1/12).
- Recorded four points, six rebounds, two assists and two blocks in her Big Ten play debut against Iowa (1/5).
- Had six points and four rebounds in the win over Hartford (12/29).
- Drained five of her seven shots from the free throw line en route to seven points with three rebounds versus Alcorn State (12/22).
- Scored five points to go along with five rebounds and a career-high three steals against #4/5 Notre Dame (12/4).
- Was perfect from the field (2-for-2) and finished with six points in the victory over Illinois State (11/30).
- Grabbed six rebounds to compliment four points and an assists against Oregon State (11/29).
- Tallied 14 points to go along with eight rebounds and a steal in the win over Bucknell (11/20).
- Accounted for four points and six rebounds, including five on the offensive glass, versus Fordham (11/10).
- Connected of five of her eight shots from the field on the way to 11 points with six rebounds and a steal in the win over St. Francis (Pa.) (11/8).
- Nearly posted a double-double with nine points and 10 rebounds in the exhibition win over Lock Haven (10/27).

Mitchell vs. the Big Ten

Team	G	Pts.-Avg.	Rebs.-Avg.	Assts.-Avg.	Stls.-Avg.
Illinois	1	0-0.0	3-3.0	1-1.0	0-0.0
Indiana	2	4-2.0	7-3.5	2-1.0	1-0.5
Iowa	2	6-3.0	9-4.5	3-1.5	3-1.5 (b)
Michigan	1	2-2.0	5-5.0	1-1.0	0-0.0
Michigan State	1	6-6.0	10-10.0	1-1.0	0-0.0
Minnesota	1	0-0.0	3-3.0	1-1.0	0-0.0
Nebraska	1	5-5.0	4-4.0	2-2.0	0-0.0
Northwestern	2	14-7.0	12-6.0	2-1.0	2-1.0
Ohio State	2	11-5.5	7-3.5	2-1.0	2-1.0
Purdue	2	9-4.5	10-5.0	3-1.5	1-0.5
Wisconsin	1	7-7.0	4-4.0	1-1.0	1-1.0

(b) - blocks

MITCHELL'S CAREER STATS

Year	GP-GS	MIN	FG-A	PCT	3FG-A	PCT	FT-A	PCT	REB	AVG	PF-O	A	TO	B	S	PTS	AVG
2013-14	28-0	467	37-100	.370	1-12	.083	57-79	.722	34-89-123	4.4	58-2	24	25	5	15	132	4.7
TOTAL	28-0	467	37-100	.370	1-12	.083	57-79	.722	34-89-123	4.4	58-2	24	25	5	15	132	4.7





#23 Ariel Edwards

Sr. * G/F * 6-3 * Elmont, N.Y./Christ the King

2013-14 Highlights:

- Earned her first career All-Big Ten honor with a placement on the All-Big Ten first team by both the coaches and media.
- She is the 13th player in school history to earn all-conference first team honors.
- Has three double-doubles on the season.
- Surpassed the 900-point mark for her career against Wisconsin (2/16).
- Reached the 100-assist milestone with three helpers versus Illinois (1/9).
- Selected to the Big Ten Weekly Honor Roll on Jan. 20.

2013-14 Season Notes:

- Made 8 of 12 shots from the field en route to a 21 point performance against Michigan (3/1).
- Matched her career high in points with 24 on an incredibly efficient 10-of-13 shooting from the field, including a 4-for-5 effort from three-point range, at Nebraska (2/24).
- Recorded 15 points on six makes from the field, while chipping in six rebounds, three assists, two steals and a block in the win over Northwestern (2/20).
- Posted a double-double for the third time this season and fourth time of her career with 16 points and 10 rebounds in the win over Wisconsin (2/16).
- Made four shots, including two from beyond the arc, to score 10 points and led the team in rebounding with nine boards in the win at Indiana (2/13).
- Scored 16 points and added five rebounds, four assists and a steal versus Iowa (2/6).
- Nearly recorded a double-double with 15 points and nine rebounds, while chipping in three assists and two steals in the win over Northwestern (2/2).
- Tied a season-high in field goal makes with nine, while scoring 21 points and chipping in six rebounds, four assists and two steals in the road victory over at Purdue (1/30).
- Poured in 16 points and grabbed five rebounds, while adding two assists in the victory over Minnesota (1/26).
- Was Penn State's most efficient player, shooting 6-of-8 from the field and 5-of-6 from the free throw line to score 18 points and added eight rebounds, four assists, three steals and a block in the win over Indiana (1/22).
- Scored 16 points on 6-of-12 shooting and chipped in six rebounds, two assists and a steal in the victory over Michigan State (1/19).
- Posted her second double-double of the season and third of her career, scoring 13 points and leading the team with 10 rebounds in the victory over Ohio State (1/16).
- Had 12 points, six rebounds, four assists, two blocks and a steal against Purdue (1/12).
- Turned in her second double-double of her career with 20 points and 11 rebounds, while shooting an efficient 7-of-12 from the field and 6-of-7 from the charity stripe against Illinois (1/9).
- Chipped in 15 points on 6-of-11 shooting to go along with seven rebounds and an assist against Hartford (12/29).
- Had 10 points with one assist and two steals in the win over Alcorn State (12/22).
- Posted 14 points with five boards and four assists in the victory over #20/24 Texas A&M (12/15).
- Matched a career-high with 24 points and set personal bests in blocks (4) and steals (4), while grabbing seven boards and dishing out two assists at South Dakota State (12/11).
- Led the team with in scoring with 18 points on 7-of-12 shooting and chipped in three boards, two steals, an assist and a block against #4/5 Notre Dame (12/4).
- Nearly earned a double-double with 10 points and eight rebounds against Oregon State (11/29) in the Bahamas.
- Had 14 points to compliment seven rebounds and a career-high five assists in 21 minutes against Bucknell (11/20).
- Was 7-for-12 from the field en route to 17 points with four rebounds, four assists and two steals in the win over Fordham (11/10).
- Matched her uniform number with 23 points on 9-of-11 shooting from the field and added three steals and two assists in the season opener against St. Francis (Pa.) (11/8).

13-14 GAME-BY-GAME

OPPONENT	Min.	FG	3FG	FT	O-D-R	PF	A	TO	B	S	Pts
ST. FRANCIS	29	9-11	1-1	4-4	0-3-3	1	2	3	1	3	23
FORDHAM	22	7-12	1-2	2-2	3-1-4	2	4	1	0	2	17
UCONN	30	1-13	0-3	0-0	0-2-2	4	2	2	0	0	2
BUCKNELL	21	5-7	0-0	4-4	3-4-7	1	5	1	0	1	14
vs. Oregon St.	36	4-12	0-0	2-4	2-6-8	2	2	3	0	1	10
vs. Illinois St.	25	3-9	0-0	0-0	0-2-2	1	1	1	0	1	6
NOTRE DAME	36	7-12	1-4	3-3	0-3-3	2	1	1	1	2	18
at Georgetown	30	3-3	0-2	6-9	4-2-6	2	4	2	0	1	12
at S. Dakota St.	37	9-12	0-1	6-6	1-6-7	1	2	1	4	4	24
TEXAS A&M	32	5-13	0-1	4-4	0-5-5	4	4	1	0	0	14
ALCORN ST.	25	3-11	0-0	4-5	0-1-1	2	1	1	0	2	10
HARTFORD	33	6-11	0-0	3-3	2-5-7	0	1	1	0	0	15
at Iowa	26	5-15	0-1	1-1	1-2-3	4	2	0	0	0	11
at Illinois	37	7-12	0-0	6-7	2-9-11	1	3	4	0	0	20
PURDUE	29	4-18	0-0	4-5	3-3-6	2	4	2	2	1	12
OHIO ST.	29	6-16	0-0	1-1	4-6-10	2	3	3	0	0	13
at Michigan St.	39	6-12	0-1	4-6	2-4-6	2	2	0	0	1	16
INDIANA	34	6-8	1-1	5-6	2-6-8	2	4	4	1	3	18
MINNESOTA	32	6-13	1-1	3-4	1-4-5	2	2	1	0	0	16
at Purdue	33	9-21	1-1	2-5	3-3-6	3	4	2	0	2	21
at Northwestern	37	5-12	0-1	5-6	5-4-9	5	3	3	0	2	15
IOWA	36	6-13	0-0	4-5	3-2-5	3	4	4	0	1	16
at Ohio State	29	1-8	0-1	6-6	0-6-6	4	1	2	0	0	8
at Indiana	34	4-12	2-3	0-0	2-7-9	1	1	3	0	0	10
WISCONSIN	37	5-13	0-0	6-6	7-3-10	1	0	0	1	0	16
N-WESTERN	35	6-19	0-2	3-4	3-3-6	0	3	1	1	2	15
at Nebraska	29	10-13	4-5	0-0	2-1-3	4	0	3	0	0	24
MICHIGAN	40-	8-12	1-1	4-4	1-4-5	0	2	1	1	2	21

Edwards vs. the Big Ten

Team	G	Pts.-Avg.	Rebs.-Avg.	Assts.-Avg.	Stls.-Avg.
Illinois	6	44-7.3	22-3.7	6-1.0	0-0.0
Indiana	6	41-6.8	26-4.3	8-1.3	6-1.0
Iowa	6	63-10.5	21-3.5	8-1.3	2-0.3
Michigan	6	49-8.2	26-4.3	8-1.3	4-0.7
Michigan State	7	38-5.4	24-3.4	4-0.6	1-0.1
Minnesota	5	30-6.0	8-1.6	2-0.4	2-0.4
Nebraska	5	54-10.8	13-2.6	1-0.2	4-0.8
Northwestern	6	42-7.0	25-4.2	7-1.2	6-1.0
Ohio State	5	35-7.0	23-4.6	6-1.2	0-0.0
Purdue	7	44-6.3	21-3.0	10-1.4	4-0.6
Wisconsin	6	53-8.8	20-3.3	8-1.3	2-0.3

EDWARDS' CAREER STATS

Year	GP-GS	MIN	FG-A	PCT	3FG-A	PCT	FT-A	PCT	REB	AVG	PF-O	A	TO	B	S	PTS	AVG
2010-11	33-0	373	29-85	.341	9-22	.409	30-35	.857	27-35-62	1.9	22-0	13	26	4	9	97	2.9
2011-12	29-9	698	75-175	.429	8-27	.296	44-62	.710	43-82-125	4.3	59-1	32	46	5	22	202	7.0
2012-13	32-6	666	96-207	.464	13-26	.500	47-63	.746	25-77-102	3.2	71-2	23	48	10	10	252	7.9
2013-14	28-28	892	156-346	.451	13-32	.406	92-110	.836	56-107-163	5.8	58-1	67	51	12	31	417	14.9
TOTAL	122-43	2629	356-813	.438	43-107	.402	213-270	.789	151-301-452	3.7	210-4	135	171	31	72	968	7.9





#25 Peyton Whitted

Fr. * G/F * 6-3 * Suwanee, Ga./North Gwinnett

2013-14 Season Notes:

- Scored two points and hauled in four rebounds against Michigan (3/1).
- Recorded six points, going 3-for-4 from the field and chipped in two rebounds at Nebraska (2/24).
- Posted a career-high 11 points on 5-of-6 shooting and added six boards in the road victory at Northwestern (2/2).
- Made two shots from the field for four points and hauled in two rebounds in the win over Minnesota (1/26).
- Scored a then career-high nine points and grabbed a career-best 10 rebounds in the road victory against Illinois (1/9).
- Had then personal bests of eight points on 4-of-6 shooting and six rebounds in her first taste of Big Ten action in the win over Iowa (1/5).
- Accounted for five points, four rebounds and a pair of steals in the win over Hartford (12/29).
- Tallied a personal-best six points, all in the first half, with four rebounds, an assist, a block and a steal in the win over Alcorn State (12/22).
- Swatted a career-high three shots, hauled in three rebounds and added a steal at South Dakota State (12/11).
- Went 2-for-2 from the free throw line for two points and grabbed a defensive rebound in the win over Georgetown (12/8).
- Scored two points on an offensive rebound and reverse layup against Illinois State (11/30).
- Had three points and three rebounds against Fordham (11/10).
- Chipped in four points and three rebounds in the win over St. Francis (Pa.) (11/8).
- Connected on 4-of-7 shots from the field en route to 11 points in exhibition action against Lock Haven (10/27).

13-14 GAME-BY-GAME

OPPONENT	Min.	FG	3FG	FT	O-D-R	PF	A	TO	B	S	Pts
ST. FRANCIS	12	2-3	0-1	0-0	1-2-3	1	0	1	0	0	4
FORDHAM	10	0-2	0-1	3-4	2-1-3	3	0	0	1	0	3
UCONN	7	0-1	0-1	0-0	0-0-0	0	1	2	0	0	0
BUCKNELL	13	0-3	0-3	0-0	0-4-4	2	0	0	0	1	0
vs. Oregon St.	Did Not Play										
vs. Illinois St.	9	1-2	0-1	0-0	1-0-1	2	0	1	0	0	2
NOTRE DAME	4	0-0	0-0	0-0	0-0-0	1	0	1	0	0	0
at Georgetown	5	0-1	0-1	2-2	0-1-1	0	0	0	0	0	2
at S. Dakota St.	11	0-3	0-1	0-0	1-2-3	3	0	0	3	1	0
TEXAS A&M	6	0-0	0-0	1-2	0-2-2	2	1	1	0	0	1
ALCORN ST.	13	3-7	0-1	0-0	2-2-4	1	2	1	1	1	6
HARTFORD	18	2-4	0-1	1-2	2-2-4	2	0	1	0	2	5
at Iowa	15	4-6	0-1	0-0	4-2-6	3	2	2	0	0	8
at Illinois	24	2-3	0-0	5-5	1-9-10	4	0	1	0	0	9
PURDUE	2	0-0	0-0	0-0	0-0-0	1	0	0	0	0	2
OHIO ST.	10	1-4	0-1	0-0	3-0-3	1	0	3	0	2	2
at Michigan St.	2	0-0	0-0	0-0	0-0-0	1	0	0	0	0	0
INDIANA	9	0-1	0-0	1-2	2-2-4	4	0	2	0	0	1
MINNESOTA	13	2-5	0-0	0-0	1-1-2	1	0	0	0	1	4
at Purdue	15	0-0	0-0	0-0	0-1-1	4	0	1	0	0	0
at Northwestern	13	5-6	0-1	1-1	2-4-6	2	0	2	0	0	11
IOWA	13	1-3	0-0	0-0	2-6-8	0	0	1	0	0	2
at Ohio State	10	2-4	0-1	0-0	1-0-1	2	0	0	0	0	4
at Indiana	10	1-1	0-0	0-0	0-2-2	4	0	2	0	0	2
WISCONSIN	7	1-2	0-0	0-0	0-1-1	2	0	2	0	0	2
N-WESTERN	12	1-4	0-0	2-2	2-1-3	2	0	0	0	1	4
at Nebraska	15	3-4	0-0	0-1	1-1-2	3	0	0	0	0	6
MICHIGAN	13	1-3	0-0	0-0	2-2-4	0	1	0	0	0	2

Whitted vs. the Big Ten

Team	G	Pts.-Avg.	Rebs.-Avg.	Assts.-Avg.	Stls.-Avg.
Illinois	1	9-9.0	10-10.0	0-0.0	0-0.0
Indiana	2	3-1.5	6-3.0	0-0.0	0-0.0
Iowa	2	10-5.0	14-7.0	2-1.0	0-0.0
Michigan	1	2-2.0	4-4.0	1-1.0	0-0.0
Michigan State	1	0-0.0	0-0.0	0-0.0	0-0.0
Minnesota	1	4-4.0	2-2.0	0-0.0	1-1.0
Nebraska	1	6-6.0	2-2.0	0-0.0	0-0.0
Northwestern	2	15-7.5	9-4.5	0-0.0	1-0.5
Ohio State	2	6-3.0	4-2.0	0-0.0	2-1.0
Purdue	2	0-0.0	1-0.5	0-0.0	0-0.0
Wisconsin	1	2-2.0	1-1.0	0-0.0	0-0.0

WHITTED'S CAREER STATS

Year	GP-GS	MIN	FG-A	PCT	3FG-A	PCT	FT-A	PCT	REB	AVG	PF-O	A	TO	B	S	PTS	AVG
2013-14	27-0	291	32-72	.444	0-15	.000	16-21	.762	30-48-78	2.9	51-0	7	24	5	9	80	3.0
TOTAL	27-0	291	32-72	.444	0-15	.000	16-21	.762	30-48-78	2.9	51-0	7	24	5	9	80	3.0





#33 Maggie Lucas

Sr. * G * 5-10 * Narberth, Pa./Germantown Academy

2013-14 Highlights:

- Named 2014 Big Ten Player of the Year (media), becoming the seventh player in Big Ten history to earn multiple honors.
- Garnered unanimous All-Big Ten first team honors for the third time in her career, making her the sixth player in program history to earn three or more times.
- Finalist for the Senior CLASS Award.
- Selected as one of 10 semifinalists for the Naismith Trophy for National Player of the Year.
- On the Wade Trophy Watch List, Wooden Award Midseason Top 20 and Dawn Staley Award watch list.
- Recognized as the Big Ten Player of the Week (c-Jan. 28).
- Named to Big Ten Weekly Honor Roll (Nov. 12, Dec. 16, Jan. 6, Feb. 3, Feb. 17).
- Named preseason All-America second team by the Associated Press and ESPNW.
- Is the fifth player in Penn State history to score 2,000 career points, joining Kelly Mazzante, Susan Robinson, Tyra Grant and Kahadeejah Herbert on the elite list.
- Is the 18th player in Big Ten history to reach the 2,000-point milestone.
- Second in school history and fourth in Big Ten history in scoring (2,439).
- Second in Big Ten and Penn State history in three-point field goals made (356).
- Is seventh on Penn State's single-season scoring list (601).
- Second player in Big Ten history and 45th player in NCAA Division I history with 300 career three-pointers.
- Ranks 10th in program history in steals (228).
- Ranks 29th in Lady Lion history in rebounding (518).
- Ranks third in Penn State history in field goals made (773).
- Ranks 15th in program history in assists (278).
- Is first in the NCAA in free throw percentage (.959) this season.
- Is the all-time leader on the Lady Lion career free throws made list (527).
- Became the eighth player in Lady Lion history to attempt 500 free throws in her career (580).
- Surpassed the 250-assist milestone versus Minnesota (1/26).
- Had her school record for consecutive games with a three-pointer snapped at 45 contests vs. Alcorn (12/22).
- Tied the school record for free throw percentage (min. 15 att.) in a game with a 16-for-16 night at the charity stripe against St. Francis (Pa.) (11/8).
- Named Junkanoo Jam MVP after averaging 21.0 points, 1.5 assists and 1.5 steals in two wins.
- 2014 Big Ten Preseason Player of the Year.

2013-14 Season Notes:

- Connected on five shots from beyond the arc on her way to 26 points and added four points, four steals, three assists and a block in the victory over Northwestern (2/20).
- Recorded 25 points to go along with five rebounds and five assists against Wisconsin (2/16).
- Tallied 32 points on 10-of-16 shooting with six rebounds and two steals at Indiana (2/13).
- Posted 23 points on 9-of-14 shooting and added a steal, a rebound and an assist in the win at Ohio State (2/9).
- Shot 9-of-15 from the field, including three triples, on her way to 23 points, six assists, five rebounds and two steals in the win over Purdue (1/30).
- Went 7-of-15 from the field, 4-for-8 from beyond the arc and 7-of-8 from the free throw line to lead the Lady Lions in scoring with 25 points, while chipping in three rebounds, three assists and two steals in the win over Minnesota (1/26).
- Led the team in scoring with 24 points, including a 10-for-10 effort from the free throw line and four triples, and added two rebounds and a steal in the win over Illinois (1/9).
- Poured in 27 points, including four makes from distance and seven from the charity stripe while adding two steals in the Big Ten opening win over Iowa (1/5).
- Posted her second perfect performance from the free throw line with 10 or more attempts on the season, going 11-for-11 from the charity stripe en route to 19 points against Alcorn State (12/22).
- Led the Lady Lions in scoring with 26 points on 10-of-20 shooting from the field and a perfect 5-of-5 display from the free throw line and added four rebounds, two steals and an assist in the win over #20/24 Texas A&M (12/15).
- Scored a game-high 30 points, hauled in five rebounds, dished out four assists and had three steals in the road victory over Georgetown (12/8).
- Chipped in a game-high 25 points in the win over Illinois State (11/30).
- Connected on all 16 of her free throws en route to a game-high 33 points in the win over St. Francis (Pa.) (11/8). Also had eight rebounds, five assists and five steals.

13-14 GAME-BY-GAME

OPPONENT	Min.	FG	3FG	FT	O-D-R	PF	A	TO	B	S	Pts
ST. FRANCIS	31	8-18	1-2	16-16	1-7-8	2	5	3	0	5	33
FORDHAM	29	7-14	4-6	5-5	1-4-5	2	1	1	0	1	23
UCONN	38	6-17	4-10	2-3	0-0-0	2	1	4	0	5	18
BUCKNELL	25	6-17	1-7	4-4	1-3-4	1	1	2	0	1	17
vs. Oregon St.	35	4-13	2-6	7-7	0-5-5	0	0	5	0	1	17
vs. Illinois St.	29	7-15	2-7	9-9	0-1-1	3	3	4	0	2	25
NOTRE DAME	29	1-8	1-2	4-4	0-1-1	5	1	4	1	0	7
at Georgetown	37	10-21	5-12	5-6	1-4-5	2	4	4	0	3	30
at S. Dakota St.	32	7-21	2-7	4-4	0-2-2	3	0	3	0	0	20
TEXAS A&M	36	10-20	1-5	5-5	1-3-4	3	1	3	0	2	26
ALCORN ST.	26	4-16	0-2	11-11	2-3-5	0	4	3	0	1	19
HARTFORD	36	7-22	0-5	4-4	0-5-5	1	2	3	0	2	18
at Iowa	40	8-20	4-10	7-8	0-3-3	0	0	7	0	2	27
at Illinois	34	5-15	4-11	10-10	0-2-2	3	0	4	0	1	24
PURDUE	40	6-15	2-5	3-3	0-7-7	2	1	3	0	1	17
OHIO ST.	34	7-18	1-4	3-3	0-5-5	0	5	2	0	3	18
at Michigan St.	38	5-19	2-7	4-4	0-4-4	1	1	2	0	2	16
INDIANA	31	6-19	2-7	4-4	1-7-8	0	2	4	0	1	18
MINNESOTA	32	7-15	4-8	7-8	0-3-3	3	3	2	0	2	25
at Purdue	40	9-15	3-7	2-2	0-5-5	2	6	2	0	2	23
at Northwestern	37	5-17	0-6	9-9	1-5-6	4	3	5	0	1	19
IOWA	40	7-21	2-4	5-6	2-1-3	0	2	0	0	2	21
at Ohio State	32	9-14	3-6	2-2	0-1-1	2	1	4	0	1	23
at Indiana	39	10-16	4-7	8-8	0-6-6	1	2	5	0	2	32
WISCONSIN	37	8-17	1-3	8-8	2-3-5	3	5	1	0	1	25
N-WESTERN	39	7-16	5-8	7-8	0-4-4	2	3	3	1	4	26
at Nebraska	37	5-18	3-8	4-4	0-2-2	4	1	3	0	0	17
MICHIGAN	35	5-10	1-2	6-7	1-2-3	2	4	1	0	3	17

Lucas vs. the Big Ten

Team	G	Pts.-Avg.	Rebs.-Avg.	Asssts.-Avg.	Stls.-Avg.
Illinois	6	120-20.0	26-4.3	9-1.5	5-0.8
Indiana	6	128-21.3	25-4.2	8-1.3	8-1.3
Iowa	6	103-17.2	21-3.5	8-1.3	11-1.8
Michigan	6	125-20.8	27-4.5	15-2.5	13-2.2
Michigan State	7	139-19.9	30-4.3	13-1.9	9-1.3
Minnesota	7	152-21.7	28-4.0	25-3.6	14-2.0
Nebraska	5	112-22.4	26-5.2	7-1.4	7-1.4
Northwestern	6	121-20.2	24-4.0	24-4.0	17-2.8
Ohio State	8	123-15.4	28-3.5	17-2.1	15-1.9
Purdue	8	129-16.1	29-3.6	20-2.5	15-1.9
Wisconsin	6	94-15.7	22-3.7	17-2.8	8-1.3

Maggie's Career Rankings:

PENN STATE

Scoring - 2nd (2,439)
 Field Goals Made - 3rd (778)
 Field Goals Attempted - 2nd (1,836)
 3-Point Field Goals Made - 2nd (356)
 3-Point Attempts - 2nd (849)
 3-Point Field Goal Pct. - 3rd (.419)
 Free Throws Made - 1st (527)
 Free Throw Attempts - 4th (580)
 Free Throw Percentage - 1st (.909)
 Steals - 10th (228)
 Assists - 15th (278)

BIG TEN

Scoring - 4th
 3-Point Field Goals Made - 2nd
 3-Point Attempts - 2nd
 3-Point Field Goal Percentage - 3rd
 Free Throw Percentage - 1st

NCAA

Scoring - 67th
 Free Throw Percentage - 7th
 3-Point Field Goals Made - 13th

LUCAS' CAREER STATS

Year	GP-GS	MIN	FG-A	PCT	3FG-A	PCT	FT-A	PCT	REB	AVG	PF-O	A	TO	B	S	PTS	AVG
2010-11	35-1	991	180-424	.425	112-263	.426	80-92	.870	15-93-108	3.1	46-1	56	63	7	57	552	15.8
2011-12	33-33	1173	202-470	.430	82-200	.410	156-176	.886	29-125-154	4.7	54-0	91	87	6	47	642	19.5
2012-13	32-31	1106	210-476	.441	98-212	.462	126-140	.900	25-119-144	4.5	63-1	69	88	10	72	644	20.1
2013-14	28-28	969	186-466	.399	64-174	.368	165-172	.959	14-98-112	4.0	53-1	62	87	2	52	601	21.5
TOTAL	128-93	4239	778-1836	.424	356-849	.419	527-580	.909	83-435-518	4.0	216-3	278	325	25	228	2439	19.1





#35 Sierra Moore

RS-So. * G * 5-11 * Hanover, Pa./Delone Catholic (Duke)

2013-14 Season Notes:

- ♦ Will sit out the 2013-14 season due to NCAA transfer rules after transferring from Duke.

2012-13 Season (at Duke):

- ♦ Played in 25 games in her rookie campaign and averaged 2.5 points and 1.0 rebounds per game for the Blue Devils.
- ♦ Tallied 12 assists and 11 blocks in 2012-13 .. Shot 44.8% (26-58) from the field.
- ♦ Chipped in five points, two rebounds and an assists against Clemson (1/10).
- ♦ Notched four points and a rebound in her first career ACC game against Boston College (1/6).
- ♦ Had eight points and two assists versus Monmouth (12/30).
- ♦ Posted a 10-point, three-assist effort against Cal State-Bakersfield (12/21).
- ♦ Made all three of her shots from the field en route to six points with a block versus Xavier (11/25).
- ♦ Scored six points and had two rebounds in the win over Valparaiso (11/23).
- ♦ Tallied seven points and five rebounds against Iona (11/18).
- ♦ Accounted for six points, three rebounds and a pair of steals in her first collegiate game against Presbyterian (11/17).

High School:

- ♦ Was the 21st-rated player by Blue Star Report, 26th by Peach State Hoops and 49th by ESPN HoopGurlz as a senior in high school.
- ♦ Garnered Gatorade Player of the Year and Associated Press Class AA Player of the Year honors in the state of Pennsylvania as a high school senior year.
- ♦ Was a McDonald's High School All-American in 2011-12.
- ♦ Took home *Parade Magazine* All-America honors as a senior.
- ♦ Four-time *Gettysburg Times* All-Area Player of the Year.
- ♦ Was first team All-State in 2011 and 2010 and was a third team honoree in 2009.
- ♦ Holds the York-Adams Interscholastic Athletic Association (YAIAA) scoring record with 2,595 points at Delone Catholic.
- ♦ Accounted for 1,031 rebounds, 432 assists, 360 steals and 150 blocks for the Squirettes.
- ♦ As a senior, averaged 24.7 points, 3.9 assists, 9.4 rebounds, 2.6 steals and 1.2 blocks to lead Delone Catholic to a 23-6 record and an appearance in the PIAA state quarterfinals.
- ♦ Was also a track standout, finishing in the Top 10 in the State Championships in the 200-meters (7th in 2009 and 2010) and 4x100 relay (4th in 2009).

Personal:

- ♦ Full name is Sierra Grace Moore.
- ♦ Born January 23, 1994 in Ellicott City, Maryland.
- ♦ Parents are Edwin and Jillda Moore.
- ♦ Has one brother, Devon (16).
- ♦ Father, Edwin, played basketball at Millersville (Pa.) from 1984-87.
- ♦ Mother, Jillda, coached the Delone Catholic High School girls' basketball team from 2003-05.
- ♦ Aunt, Jodi, attended Penn State.





#41 Jenny DeGraaf

Fr. * G/F * 6-1 * Springboro, Ohio/Springboro

2013-14 Season Notes:

- ♦ Pulled in two rebounds in a brief appearance at Nebraska (2/24).
- ♦ Came off the bench to score four points on 2-of-4 shooting in the win over Minnesota (1/26).
- ♦ Matched her career high in points with five with two made field goals, including her second trey of the season in the win over Ohio State (1/16).
- ♦ Knocked down her first collegiate three-pointer and finished with a season-best five points in the win over Alcorn State (12/22).
- ♦ Scored her first collegiate points on a jumper from the corner against Bucknell (11/20).
- ♦ Also had two assists against the Bison.
- ♦ Pulled in two rebounds against Fordham (11/10).
- ♦ Had two rebounds against St. Francis (Pa.) (11/8).
- ♦ Scored four points and had two blocks in the exhibition game against Lock Haven (10/27).

13-14 GAME-BY-GAME

OPPONENT	Min.	FG	3FG	FT	O-D-R	PF	A	TO	B	S	Pts
ST. FRANCIS	8	0-2	0-1	0-0	1-1-2	1	2	0	0	0	0
FORDHAM	9	0-1	0-0	0-0	0-2-2	0	0	0	0	0	0
UCONN	Did Not Play										
BUCKNELL	11	1-3	0-2	0-0	0-1-1	2	2	1	0	0	2
vs. Oregon St.	Did Not Play										
vs. Illinois St.	4	0-1	0-0	0-0	0-0-0	1	0	1	0	0	0
NOTRE DAME	Did Not Play										
at Georgetown	Did Not Play										
at S. Dakota St.	Did Not Play										
TEXAS A&M	Did Not Play										
ALCORN ST.	12	2-3	1-1	0-0	0-1-1	0	0	0	0	1	5
HARTFORD	2	0-0	0-0	0-0	0-0-0	0	0	0	0	0	0
at Iowa	Did Not Play										
at Illinois	1	0-0	0-0	0-0	0-0-0	0	0	0	0	0	0
PURDUE	Did Not Play										
OHIO ST.	3	2-3	1-1	0-0	0-0-0	0	0	0	0	0	5
at Michigan St.	Did Not Play										
INDIANA	8	0-2	0-0	0-0	1-0-1	0	0	1	0	0	0
MINNESOTA	6	2-4	0-2	0-0	0-0-0	0	0	0	0	0	4
at Purdue	2	0-0	0-0	0-0	0-0-0	0	0	0	0	0	0
at Northwestern	3	0-1	0-0	0-0	0-0-0	0	0	1	0	0	0
IOWA	Did Not Play										
at Ohio State	3	0-0	0-0	0-0	0-0-0	1	0	0	0	0	0
at Indiana	Did Not Play										
WISCONSIN	Did Not Play										
N-WESTERN	Did Not Play										
at Nebraska	1	0-0	0-0	0-0	1-1-2	0	0	0	0	0	0
MICHIGAN	0+	0-0	0-0	0-0	0-0-0	0	0	0	0	0	0

DeGraaf vs. the Big Ten

Team	G	Pts.-Avg.	Rebs.-Avg.	Assts.-Avg.	Stls.-Avg.
Illinois	1	0-0.0	0-0.0	0-0.0	0-0.0
Indiana	1	0-0.0	1-1.0	0-0.0	0-0.0
Iowa	-	-	-	-	-
Michigan	1	0-0.0	0-0.0	0-0.0	0-0.0
Michigan State	-	-	-	-	-
Minnesota	1	4-4.0	0-0.0	0-0.0	0-0.0
Nebraska	1	0-0.0	2-2.0	0-0.0	0-0.0
Northwestern	1	0-0.0	0-0.0	0-0.0	0-0.0
Ohio State	2	5-2.5	0-0.0	0-0.0	0-0.0
Purdue	1	0-0.0	0-0.0	0-0.0	0-0.0
Wisconsin	-	-	-	-	-

DeGRAAF'S CAREER STATS

Year	GP-GS	MIN	FG-A	PCT	3FG-A	PCT	FT-A	PCT	REB	AVG	PF-O	A	TO	B	S	PTS	AVG
2013-14	15-0	73	7-20	.350	2-7	.286	0-0	.000	3-6-9	0.6	5-0	4	4	0	1	16	1.1
TOTAL	15-0	73	7-20	.350	2-7	.286	0-0	.000	3-6-9	0.6	5-0	4	4	0	1	16	1.1





#44 Tori Waldner

Jr. * F * 6-5 * Milton, Ga./Milton

2013-14 Highlights:

- Ranks T-12th in program history in blocked shots (87).
- Became just the 15th player in Lady Lion program history to record 80 or more blocks in a career.
- Had a streak of 12-straight games with at least one block (11/10-1/5).
- Reached the 200-rebound milestone for her career at South Dakota State (12/11).
- Made her first career start in the season-opener against St. Francis (Pa.) (11/8).

13-14 GAME-BY-GAME

OPPONENT	Min.	FG	3FG	FT	O-D-R	PF	A	TO	B	S	Pts
ST. FRANCIS	18	1-2	0-0	1-2	1-2-3	3	0	3	0	0	3
FORDHAM	13	1-6	0-0	0-0	1-2-3	0	0	0	1	0	2
UCONN	28	4-7	1-2	2-4	2-5-7	3	1	1	2	0	11
BUCKNELL	21	5-7	0-0	0-0	0-6-6	2	1	1	2	0	10
vs. Oregon St.	25	1-4	0-0	1-2	1-3-4	2	1	0	1	1	3
vs. Illinois St.	18	0-2	0-0	0-0	1-5-6	1	5	1	1	0	0
NOTRE DAME	21	3-6	0-0	1-2	0-3-3	4	1	1	1	1	7
at Georgetown	30	2-6	0-0	0-1	1-9-10	3	1	2	3	0	4
at S. Dakota St.	28	3-8	0-0	2-2	2-7-9	3	0	2	2	1	8
TEXAS A&M	33	1-6	0-0	2-5	2-9-11	2	0	0	3	2	4
ALCORN ST.	20	1-1	0-0	0-0	2-8-10	3	2	0	4	1	2
HARTFORD	7	3-5	0-0	0-0	3-1-4	4	0	0	1	0	6
at Iowa	28	5-7	0-0	0-0	1-7-8	4	0	1	1	2	10
at Illinois	18	1-1	0-0	0-0	2-2-4	1	0	1	0	0	2
PURDUE	27	3-6	0-0	2-2	4-4-8	4	2	1	1	1	8
OHIO ST.	12	1-5	0-1	0-0	1-0-1	0	0	1	1	0	2
at Michigan St.	20	1-3	0-0	0-0	0-8-8	4	0	1	1	0	2
INDIANA	22	4-6	0-0	3-5	2-2-4	4	2	2	1	1	11
MINNESOTA	25	2-6	0-0	2-2	2-3-5	3	2	2	0	0	6
at Purdue	14	0-4	0-0	0-0	2-2-4	3	1	0	0	1	0
at Northwestern	11	0-2	0-0	2-2	0-2-2	4	1	4	0	1	2
IOWA	20	2-4	0-0	0-0	0-8-8	3	0	2	0	0	4
at Ohio State	28	2-4	0-0	0-1	1-7-8	4	4	2	1	1	4
at Indiana	20	1-3	0-0	0-0	0-2-2	2	0	2	1	0	2
WISCONSIN	28	5-13	0-0	0-0	2-2-4	2	0	0	2	0	10
N-WESTERN	32	6-11	0-0	2-2	2-7-9	2	1	0	5	2	14
at Nebraska	23	0-5	0-0	0-1	3-4-7	4	4	1	1	0	0
MICHIGAN	23	4-7	0-0	0-0	1-1-2	1	0	4	1	1	8

2013-14 Season Notes:

- Tallied 8 points on 4-7 shooting, 2 rebounds, 1 block and 1 steal against Michigan (3/1).
- Went 6-for-11 from the field to score a career-high 14 points and led the team in rebounds with nine and blocks with five while adding an assist and two steals in the win over Northwestern (2/20).
- Scored 10 points on five makes from the field and chipped in four rebounds and two blocks in the victory over Wisconsin (2/16).
- Grabbed eight rebounds and added four points, four assists, a block and a steal in the win over Ohio State (2/9).
- Connected on two shots from the field and two free throws for six points and grabbed five boards while dishing out two assists in the win over Minnesota (1/26).
- Tied her career high with 11 points on 4-of-6 shooting from the field and recorded four rebounds, two assists, a block and a steal in the win over Indiana (1/22).
- Posted a stat line of eight points, eight rebounds, two assists, a block and a steal against Purdue (1/12).
- Set a career high for points in a Big Ten game with 10 and added eight rebounds, two steals and a block in the Big Ten opening win over Iowa (1/5).
- Tallied six points and four rebounds in seven minutes of action versus Hartford (12/29).
- Snagged a game-best 10 rebounds and blocked four shots in the win over Alcorn State (12/22).
- Hauled in a career-high 11 boards, pacing the Lady Lions in rebounds for the third-straight game, and recorded four points, three blocks and a steal in the victory over #20/24 Texas A&M (12/15).
- Led the team in rebounding with nine boards and added eight points, two blocks and a steal at South Dakota State (12/11).
- Grabbed a then season-high 10 rebounds, leading the team in the category for the first time this season. Added four points, three blocks and an assist in the win over Georgetown (12/8).
- Tallied seven points, three rebounds, an assist, a block and a steal against Notre Dame (12/4).
- Dished out a career-high five assists against Illinois State (11/30).
- Was 5-for-7 from the field and finished with 10 points for her second career and second-straight double-digit scoring performance in the win over Bucknell (11/20).
- Had a career-high 11 points to go along with seven rebounds and two blocked shots in a personal-best 28 minutes against #1 Connecticut (11/17).
- Tallied two points, three rebounds and a block versus Fordham (11/10).
- Notched three points and three rebounds in the season-opening win over St. Francis (Pa.) (11/8).
- Had six points and six boards against Lock Haven in exhibition action (10/27).

Waldner vs. the Big Ten

Team	G	Pts.-Avg.	Rebs.-Avg.	Assts.-Avg.	Blks.-Avg.
Illinois	3	9-3.0	15-5.3	0-0.0	4-1.3
Indiana	4	17-4.3	17-4.3	6-1.5	5-1.3
Iowa	4	17-4.3	17-4.3	0-0.0	1-0.3
Michigan	5	11-2.2	8-1.6	1-0.2	4-0.8
Michigan State	6	13-2.2	17-2.8	1-0.2	8-1.3
Minnesota	6	14-2.3	16-2.7	3-0.5	7-1.2
Nebraska	5	0-0.0	12-2.4	5-1.0	2-0.4
Northwestern	4	18-4.5	11-2.8	3-0.8	8-2.0
Ohio State	5	6-1.2	13-2.6	4-0.8	2-0.4
Purdue	5	13-2.6	16-3.2	4-0.8	3-0.6
Wisconsin	5	2.0-4.0	14-2.8	3-0.6	3-0.6

WALDNER'S CAREER STATS

Year	GP-GS	MIN	FG-A	PCT	3FG-A	PCT	FT-A	PCT	REB	AVG	PF-O	A	TO	B	S	PTS	AVG
2011-12	31-0	272	25-56	.446	0-1	.000	13-23	.565	13-54-67	2.2	50-0	15	24	18	16	63	2.0
2012-13	30-0	275	19-59	.322	0-1	.000	10-13	.769	31-54-85	2.8	47-0	8	22	32	11	48	1.6
2013-14	28-28	613	62-146	.425	1-3	.333	20-33	.606	39-121-160	5.7	79-1	29	36	37	16	145	5.2
TOTAL	89-28	1160	106-261	.406	1-5	.200	43-69	.623	83-229-312	3.5	176-1	52	82	87	43	256	2.9





2013-14 Penn State Women's Basketball
 Penn State Combined Team Statistics (as of Mar 01, 2014)
 All games



RECORD:	OVERALL	HOME	AWAY	NEUTRAL
ALL GAMES	22-6	12-4	8-2	2-0
CONFERENCE	13-3	6-2	7-1	0-0
NON-CONFERENCE	9-3	6-2	1-1	2-0

##	Player	gp-gs	min	avg	Total		3-Point		F-Throw		Rebounds				pf	dq	a	to	blk	stl	pts	avg		
					fg-fga	fg%	3fg-fga	3fg%	ft-fa	ft%	off	def	tot	avg										
33	Lucas, Maggie	28-28	969	34.6	186-466	.399	64-174	.368	165-172	.959	14	98	112	4.0	53	1	62	87	2	52	601	21.5		
23	Edwards, Ariel	28-28	892	31.9	156-346	.451	13-32	.406	92-110	.836	56	107	163	5.8	58	1	67	51	12	31	417	14.9		
02	Taylor, Dara	28-28	945	33.8	123-309	.398	16-57	.281	62-83	.747	24	57	81	2.9	64	1	136	92	4	81	324	11.6		
05	East, Talia	28-25	662	23.6	84-159	.528	0-0	.000	54-69	.783	69	140	209	7.5	86	1	22	71	40	17	222	7.9		
44	Waldner, Tori	28-28	613	21.9	62-146	.425	1-3	.333	20-33	.606	39	121	160	5.7	79	1	29	36	37	16	145	5.2		
15	Mitchell, Kaliyah	28-0	467	16.7	37-100	.370	1-12	.083	57-79	.722	34	89	123	4.4	58	2	24	25	5	15	132	4.7		
01	Agee, Candice	28-3	302	10.8	32-78	.410	0-0	.000	30-59	.508	28	42	70	2.5	51	1	7	27	18	4	94	3.4		
25	Whitted, Peyton	27-0	291	10.8	32-72	.444	0-15	.000	16-21	.762	30	48	78	2.9	51	0	7	24	5	9	80	3.0		
11	Harris, Alex	27-0	255	9.4	20-50	.400	0-0	.000	17-34	.500	39	57	96	3.6	33	0	5	19	15	6	57	2.1		
10	Sevillian, Keke	20-0	118	5.9	8-28	.286	4-13	.308	11-13	.846	1	11	12	0.6	18	0	5	15	0	8	31	1.6		
41	DeGraaf, Jenny	15-0	73	4.9	7-20	.350	2-7	.286	0-0	.000	3	6	9	0.6	5	0	4	4	0	1	16	1.1		
20	Alston, Infiniti	4-0	13	3.3	0-2	.000	0-0	.000	0-0	.000	0	0	0	0.0	6	0	0	1	0	0	0	0.0		
Team											64	73	137											
Total.....		28	5600		747-1776	.421	101-313	.323	524-673	.779	401	849	1250	44.6	562	8	368	463	138	240	2119	75.7		
Opponents.....		28	5600		638-1732	.368	192-616	.312	376-551	.682	339	709	1048	37.4	592	18	377	490	112	219	1844	65.9		

TEAM STATISTICS	PSU	OPP	Date	Opponent	Score	Att.
SCORING	2119	1844	11/8/13	ST. FRANCIS (PA.)	w 117-77	3908
Points per game	75.7	65.9	11/10/13	FORDHAM	w 78-61	3834
Scoring margin	+9.8	-	11/17/13	CONNECTICUT	L 52-71	8194
FIELD GOALS-ATT	747-1776	638-1732	11/20/13	BUCKNELL	w 92-49	3646
Field goal pct	.421	.368	11-29-13	vs Oregon State	w 61-56	0
3 POINT FG-ATT	101-313	192-616	11-30-13	vs Illinois State	w 72-60	236
3-point FG pct	.323	.312	12/4/13	NOTRE DAME	L 67-77	5805
3-pt FG made per game	3.6	6.9	12/08/13	at Georgetown	w 77-68	529
FREE THROWS-ATT	524-673	376-551	12/11/13	at South Dakota State	L 79-83	1713
Free throw pct	.779	.682	12/15/13	TEXAS A&M	w 66-58	4777
F-Throws made per game	18.7	13.4	12/22/13	ALCORN STATE	w 85-62	8284
REBOUNDS	1250	1048	12/29/13	HARTFORD	w 70-56	4629
Rebounds per game	44.6	37.4	* 1/5/14	at Iowa	w 87-71	6230
Rebounding margin	+7.2	-	* 01/09/14	at Illinois	w 82-76	1317
ASSISTS	368	377	* 1/12/14	PURDUE	L 74-84	4853
Assists per game	13.1	13.5	* 1/16/14	OHIO STATE	w 66-42	3964
TURNOVERS	463	490	* 01/19/14	at Michigan State	w 66-54	9232
Turnovers per game	16.5	17.5	* 1/22/14	INDIANA	w 65-52	4828
Turnover margin	+1.0	-	* 1/26/14	MINNESOTA	w 83-53	6292
Assist/turnover ratio	0.8	0.8	* 1/30/14	at Purdue	w 75-72	7785
STEALS	240	219	* 2/2/14	at Northwestern	w 79-75	1698
Steals per game	8.6	7.8	* 2/6/14	IOWA	L 70-73	4033
BLOCKS	138	112	* 02/09/14	at Ohio State	w 74-54	6591
Blocks per game	4.9	4.0	* 2/13/14	at Indiana	w 71-63	2115
ATTENDANCE	90086	44699	* 2/16/14	WISCONSIN	w 78-68	12585
Home games-Avg/Game	16-5630	10-4446	* 2/20/14	NORTHWESTERN	w 82-73	3960
Neutral site-Avg/Game	-	2-118	* 02/24/14	at Nebraska	L 74-94	7253
			* 3/1/14	MICHIGAN	w 77-62	6494

Score by Periods	1st	2nd	Totals
Penn State	1022	1097	2119
Opponents	926	918	1844

* - Conference game



2013-14 Penn State Women's Basketball
 Penn State Category Leaders (as of Mar 01, 2014)
 All games



Points	G	Pts	Pts/G
Lucas, Maggie	28	601	21.5
Edwards, Ariel	28	417	14.9
Taylor, Dara	28	324	11.6
East, Talia	28	222	7.9
Waldner, Tori	28	145	5.2
Mitchell, Kaliyah	28	132	4.7
Agee, Candice	28	94	3.4
Whitted, Peyton	27	80	3.0
Harris, Alex	27	57	2.1
Sevillian, Keke	20	31	1.6
DeGraaf, Jenny	15	16	1.1

Scoring Average	G	Pts	Avg/G
Lucas, Maggie	28	601	21.5
Edwards, Ariel	28	417	14.9
Taylor, Dara	28	324	11.6
East, Talia	28	222	7.9
Waldner, Tori	28	145	5.2
Mitchell, Kaliyah	28	132	4.7
Agee, Candice	28	94	3.4
Whitted, Peyton	27	80	3.0
Harris, Alex	27	57	2.1
Sevillian, Keke	20	31	1.6
DeGraaf, Jenny	15	16	1.1
Alston, Infiniti	4	0	0.0

FG Percentage	FG	Att	Pct
East, Talia	84	159	.528
Edwards, Ariel	156	346	.451
Whitted, Peyton	32	72	.444
Waldner, Tori	62	146	.425
Agee, Candice	32	78	.410
Harris, Alex	20	50	.400
Lucas, Maggie	186	466	.399
Taylor, Dara	123	309	.398
Mitchell, Kaliyah	37	100	.370
DeGraaf, Jenny	7	20	.350
Sevillian, Keke	8	28	.286
Alston, Infiniti	0	2	.000

Field Goal Attempts	G	Att	Att/G
Lucas, Maggie	28	466	16.6
Edwards, Ariel	28	346	12.4
Taylor, Dara	28	309	11.0
East, Talia	28	159	5.7
Waldner, Tori	28	146	5.2

Field Goals Made	G	Made	Made/G
Lucas, Maggie	28	186	6.6
Edwards, Ariel	28	156	5.6
Taylor, Dara	28	123	4.4
East, Talia	28	84	3.0
Waldner, Tori	28	62	2.2

3-Point Percentage	3FG	Att	Pct
Edwards, Ariel	13	32	.406
Lucas, Maggie	64	174	.368
Waldner, Tori	1	3	.333
Sevillian, Keke	4	13	.308
DeGraaf, Jenny	2	7	.286
Taylor, Dara	16	57	.281
Mitchell, Kaliyah	1	12	.083
Whitted, Peyton	0	15	.000

3-Point FG Attempts	G	Att	Att/G
Lucas, Maggie	28	174	6.2
Taylor, Dara	28	57	2.0
Edwards, Ariel	28	32	1.1
Whitted, Peyton	27	15	0.6
Sevillian, Keke	20	13	0.7

3-Point FG Made	G	Made	Made/G
Lucas, Maggie	28	64	2.3
Taylor, Dara	28	16	0.6
Edwards, Ariel	28	13	0.5
Sevillian, Keke	20	4	0.2
DeGraaf, Jenny	15	2	0.1

Free Throw Percent	FG	Att	Pct
Lucas, Maggie	165	172	.959
Sevillian, Keke	11	13	.846
Edwards, Ariel	92	110	.836
East, Talia	54	69	.783
Whitted, Peyton	16	21	.762
Taylor, Dara	62	83	.747
Mitchell, Kaliyah	57	79	.722
Waldner, Tori	20	33	.606
Agee, Candice	30	59	.508
Harris, Alex	17	34	.500

Free Throw Attempts	G	Att	Att/G
Lucas, Maggie	28	172	6.1
Edwards, Ariel	28	110	3.9
Taylor, Dara	28	83	3.0
Mitchell, Kaliyah	28	79	2.8
East, Talia	28	69	2.5

Free Throws Made	G	Made	Made/G
Lucas, Maggie	28	165	5.9
Edwards, Ariel	28	92	3.3
Taylor, Dara	28	62	2.2
Mitchell, Kaliyah	28	57	2.0
East, Talia	28	54	1.9



2013-14 Penn State Women's Basketball
 Penn State Category Leaders (as of Mar 01, 2014)
 All games



<u>Rebounds</u>	<u>G</u>	<u>Reb</u>	<u>Reb/G</u>
East, Talia	28	209	7.5
Edwards, Ariel	28	163	5.8
Waldner, Tori	28	160	5.7
Mitchell, Kaliyah	28	123	4.4
Lucas, Maggie	28	112	4.0

<u>Rebound Average</u>	<u>G</u>	<u>Reb</u>	<u>Avg/G</u>
East, Talia	28	209	7.5
Edwards, Ariel	28	163	5.8
Waldner, Tori	28	160	5.7
Mitchell, Kaliyah	28	123	4.4
Lucas, Maggie	28	112	4.0

<u>Offensive Rebounds</u>	<u>G</u>	<u>No.</u>	<u>Avg/G</u>
East, Talia	28	69	2.5
Edwards, Ariel	28	56	2.0
Harris, Alex	27	39	1.4
Waldner, Tori	28	39	1.4
Mitchell, Kaliyah	28	34	1.2

<u>Defensive Rebounds</u>	<u>G</u>	<u>No.</u>	<u>Avg/G</u>
East, Talia	28	140	5.0
Waldner, Tori	28	121	4.3
Edwards, Ariel	28	107	3.8
Lucas, Maggie	28	98	3.5
Mitchell, Kaliyah	28	89	3.2

<u>Fouls</u>	<u>G</u>	<u>No.</u>	<u>Per/G</u>
East, Talia	28	86	3.1
Waldner, Tori	28	79	2.8
Taylor, Dara	28	64	2.3
Mitchell, Kaliyah	28	58	2.1
Edwards, Ariel	28	58	2.1

<u>Foulsouts</u>	<u>G</u>	<u>No.</u>
Mitchell, Kaliyah	28	2
Edwards, Ariel	28	1
Taylor, Dara	28	1
Waldner, Tori	28	1
Agee, Candice	28	1
East, Talia	28	1
Lucas, Maggie	28	1

<u>Assists</u>	<u>G</u>	<u>No.</u>	<u>Ast/G</u>
Taylor, Dara	28	136	4.9
Edwards, Ariel	28	67	2.4
Lucas, Maggie	28	62	2.2
Waldner, Tori	28	29	1.0
Mitchell, Kaliyah	28	24	0.9

<u>Steals</u>	<u>G</u>	<u>No.</u>	<u>Stl/G</u>
Taylor, Dara	28	81	2.9
Lucas, Maggie	28	52	1.9
Edwards, Ariel	28	31	1.1
East, Talia	28	17	0.6
Waldner, Tori	28	16	0.6

<u>Blocked Shots</u>	<u>G</u>	<u>No.</u>	<u>Blk/G</u>
East, Talia	28	40	1.4
Waldner, Tori	28	37	1.3
Agee, Candice	28	18	0.6
Harris, Alex	27	15	0.6
Edwards, Ariel	28	12	0.4

<u>Minutes</u>	<u>G</u>	<u>No.</u>	<u>Min/G</u>
Lucas, Maggie	28	969	34.6
Taylor, Dara	28	945	33.8
Edwards, Ariel	28	892	31.9
East, Talia	28	662	23.6
Waldner, Tori	28	613	21.9

<u>Turnovers</u>	<u>G</u>	<u>No.</u>	<u>TO/G</u>
Taylor, Dara	28	92	3.3
Lucas, Maggie	28	87	3.1
East, Talia	28	71	2.5
Edwards, Ariel	28	51	1.8
Waldner, Tori	28	36	1.3



2013-14 Penn State Women's Basketball
 Penn State Combined Team Statistics (as of Mar 01, 2014)
 Conference games



RECORD:	OVERALL	HOME	AWAY	NEUTRAL
ALL GAMES	13-3	6-2	7-1	0-0
CONFERENCE	13-3	6-2	7-1	0-0
NON-CONFERENCE	0-0	0-0	0-0	0-0

##	Player	gp-gs	min	avg	Total		3-Point		F-Throw		Rebounds				pf	dq	a	to	blk	stl	pts	avg
					fg-fga	fg%	3fg-fga	3fg%	ft-fta	ft%	off	def	tot	avg								
33	Lucas, Maggie	16-16	586	36.6	109-264	.413	41-103	.398	89-94	.947	7	60	67	4.2	29	0	39	48	1	29	348	21.8
23	Edwards, Ariel	16-16	536	33.5	94-217	.433	10-18	.556	54-66	.818	41	67	108	6.8	36	1	38	33	6	14	252	15.8
02	Taylor, Dara	16-16	580	36.2	71-178	.399	11-35	.314	33-46	.717	15	35	50	3.1	34	0	82	47	2	45	186	11.6
05	East, Talia	16-16	421	26.3	55-100	.550	0-0	.000	40-53	.755	37	94	131	8.2	51	0	11	41	25	10	150	9.4
44	Waldner, Tori	16-16	351	21.9	37-87	.425	0-1	.000	11-15	.733	23	61	84	5.3	45	0	17	24	16	10	85	5.3
15	Mitchell, Kaliyah	16-0	264	16.5	17-54	.315	0-6	.000	30-43	.698	16	58	74	4.6	32	0	19	11	4	8	64	4.0
25	Whitted, Peyton	16-0	183	11.4	24-46	.522	0-4	.000	9-11	.818	21	32	53	3.3	34	0	3	16	0	4	57	3.6
01	Agee, Candice	16-0	134	8.4	9-24	.375	0-0	.000	14-31	.452	7	19	26	1.6	20	1	3	13	9	2	32	2.0
11	Harris, Alex	15-0	88	5.9	6-19	.316	0-0	.000	4-10	.400	15	13	28	1.9	12	0	1	5	5	2	16	1.1
41	DeGraaf, Jenny	9-0	27	3.0	4-10	.400	1-3	.333	0-0	.000	2	1	3	0.3	1	0	0	2	0	0	9	1.0
10	Sevillian, Keke	10-0	30	3.0	1-7	.143	1-4	.250	1-3	.333	1	2	3	0.3	1	0	1	2	0	1	4	0.4
Team											41	37	78				2					
Total.....		16	3200		427-1006	.424	64-174	.368	285-372	.766	226	479	705	44.1	295	2	214	244	68	125	1203	75.2
Opponents.....		16	3200		380-976	.389	113-355	.318	193-273	.707	165	403	568	35.5	328	11	224	257	74	117	1066	66.6

TEAM STATISTICS	PSU	OPP	Date	Opponent	Score	Att.
SCORING	1203	1066	* 1/5/14	at Iowa	w 87-71	6230
Points per game	75.2	66.6	* 01/09/14	at Illinois	w 82-76	1317
Scoring margin	+8.6	-	* 1/12/14	PURDUE	L 74-84	4853
FIELD GOALS-ATT	427-1006	380-976	* 1/16/14	OHIO STATE	w 66-42	3964
Field goal pct	.424	.389	* 01/19/14	at Michigan State	w 66-54	9232
3 POINT FG-ATT	64-174	113-355	* 1/22/14	INDIANA	w 65-52	4828
3-point FG pct	.368	.318	* 1/26/14	MINNESOTA	w 83-53	6292
3-pt FG made per game	4.0	7.1	* 1/30/14	at Purdue	w 75-72	7785
FREE THROWS-ATT	285-372	193-273	* 2/2/14	at Northwestern	w 79-75	1698
Free throw pct	.766	.707	* 2/6/14	IOWA	L 70-73	4033
F-Throws made per game	17.8	12.1	* 02/09/14	at Ohio State	w 74-54	6591
REBOUNDS	705	568	* 2/13/14	at Indiana	w 71-63	2115
Rebounds per game	44.1	35.5	* 2/16/14	WISCONSIN	w 78-68	12585
Rebounding margin	+8.6	-	* 2/20/14	NORTHWESTERN	w 82-73	3960
ASSISTS	214	224	* 02/24/14	at Nebraska	L 74-94	7253
Assists per game	13.4	14.0	* 3/1/14	MICHIGAN	w 77-62	6494
TURNOVERS	244	257	* - Conference game			
Turnovers per game	15.3	16.1				
Turnover margin	+0.8	-				
Assist/turnover ratio	0.9	0.9				
STEALS	125	117				
Steals per game	7.8	7.3				
BLOCKS	68	74				
Blocks per game	4.3	4.6				
ATTENDANCE	47009	42221				
Home games-Avg/Game	8-5876	8-5278				
Neutral site-Avg/Game	-	0-0				

Score by Periods	1st	2nd	Totals
Penn State	577	626	1203
Opponents	530	536	1066