



2013 PENN STATE MEN'S VOLLEYBALL

Susan Bedsworth, Asst. Dir. of Athletic Communications • Work: 814-865-1757 • Cell: 814-308-2273 • Fax: 814-863-3165
28-Time EIVA Champions • 1994 & 2008 NCAA National Collegiate Champions

No. 13 Penn State Nittany Lions



March 29
Penn State (15-6, 9-1 EIVA)
at Princeton
(9-6, 7-2 EIVA)
March 30
Penn State (15-6, 9-1 EIVA)
at George Mason
(11-10, 7-2 EIVA)



Nittany Lion Preview

The No. 13 Penn State men's volleyball team concludes its month-long road trip with visits to Princeton and George Mason on March 29-30. Both matches are set for 7 p.m. starts.

The Nittany Lions were last in action on March 23 at Saint Francis. Junior Peter Russell (Ellicott City, Md.) led the Nittany Lions with 4.33 kills per set, while sophomore Aaron Russell (Ellicott City, Md.) averaged 4.00. Senior Tom Comfort (Orchard Park, N.Y.) added 3.67 kills per set. Redshirt freshman Taylor Hammond (Mission Viejo, Calif.) paced the offense with 12.00 assists, 0.67 aces and 1.00 blocks per set. On defense, redshirt sophomore Connor Curry (Newport Beach, Calif.) recorded a match-best 4.00 digs per set and redshirt freshman Matt Seifert (Reading, Pa.) put up 1.00 blocks per set.

At Saint Francis, Penn State hit .412 and averaged 15.00 kills, 13.67 assists, 1.00 aces, 8.00 digs per set and 2.17 blocks per set.

Penn State vs. Princeton

Penn State owns a 47-2 all-time record against the Tigers. The teams met earlier this season with the Lions coming away with a 3-1 (25-23, 19-25, 25-22, 27-25) win. Princeton has not won a match against PSU since the 1998 EIVA Semifinal.

Scouting the Tigers

Princeton has secured a 9-6 overall record this season and is 7-2 in the EIVA to sit at second place in the standings behind the Nittany Lions. Princeton hosts Saint Francis on Thursday before welcoming the Nittany Lions to its own Dillon Gym.

The Tigers are led by junior outside Pat Schwagler who is averaging 3.84 kills per set this season. Junior setter Davis Waddell guides the offense with 10.04 assists per set, while sophomore libero Tony Ensburry is the team's top passer with 2.22 digs per set. Senior middle Michael Dye leads the Tigers at the net with 1.05 blocks per set.

Penn State vs. George Mason

The Nittany Lions are 91-14 all-time against the Patriots. This is their second meeting in 2013. Penn State hosted George Mason on Feb. 22 and earned a 3-1 (25-21, 25-20, 21-25, 25-22) victory. George Mason hosts Saint Francis on March 22 before taking on the Nittany Lions.

Scouting the Patriots

George Mason is 11-10 overall and 7-2 in the EIVA. The Patriots have won four of their last six matches, including a 3-1 win against Juniata and a 3-0 sweep of Lees-McRae most recently. Top players to watch for GMU include senior outside Mark Jones, who averages 3.50 kills per set, as well as senior outsiders Michael Kvidahl and Andrew Dentler who each hit 3.17 kills per set. Senior setter Javier Perez paces the offense with 10.35 assists per set and senior outside Max McFarland is the Patriots top passer with 2.56 digs per set. Senior middle Piotr Dabrowski is impressive at the net with an average of 1.25 blocks per set.

2013 Schedule

January

Outrigger Invitational - Honolulu, Hawaii

10	vs. No. 5 UCLA	L, 3-2
11	at Hawaii	W, 3-2
12	vs. No. 10 Ohio State	W, 3-0
18	vs. No. 12 Lewis	W, 3-1
22	vs. Loyola-Chicago	W, 3-0
25	vs. Sacred Heart*	W, 3-0
26	vs. Harvard*	W, 3-2

February

1	vs. Pfeiffer	W, 3-0
2	vs. Mount Olive	W, 3-0
8	vs. Saint Francis*	W, 3-0
9	vs. No. 9 Ohio State	L, 3-0
15	at Harvard*	L, 3-0
16	at Sacred Heart*	W, 3-0
22	vs. George Mason*	W, 3-1
23	vs. Princeton*	W, 3-1

March

1	at Rutgers-Newark*	W, 3-0
2	at NJIT*	W, 3-0
9	at IPFW	L, 3-2
10	at Ball State	L, 3-1
16	at No. 9 Ohio State	L, 3-0
23	at Saint Francis*	W, 3-0
29	at Princeton*	7 p.m.
30	at George Mason*	7 p.m.

April

5	vs. Lees-McRae	7 p.m.
12	vs. Concordia	10 p.m.
13	at UC Irvine	10 p.m.
19	vs. Rutgers-Newark*	5:30 p.m.
20	vs. NJIT*	5:30 p.m.
25	EIVA Semifinals	TBA
27	EIVA Championship	TBA

May

2	NCAA Semifinals	Los Angeles, Calif.
4	NCAA Finals	Los Angeles, Calif.

Home matches played at Rec Hall in **bold** • All times ET and subject to change • * Indicates EIVA match



Quick Facts

The University

Location:.....University Park, Pa. 16802
 Founded:.....1855
 Enrollment:.....44,112
 Colors:.....Blue & White
 Nickname:.....Nittany Lions
 Conference:.....Big Ten
 President:.....Dr. Rodney Erickson
 Director of Athletics:.....Dr. Dave Joyner
 Facility (capacity):.....Rec Hall (5,812)

Volleyball Staff

Head Coach:.....Mark Pavlik (19th season)
 Alma Mater:.....Penn State, 1982
 Overall Record (Yrs/Pct):.....446-131 (.776)
 School Record:.....same
 Asst. Coaches:.....Colin McMillan (6th season)
Jay Hosack (4th season)
 Office Phone:.....(814) 863-7475 or (814) 863-7474
 Office Fax:.....(814) 865-1746
 Office Address:.....235 Rec Hall

Season in Review

2012 Record:.....23-6
 Home: 12-0 Away: 9-5
 Neutral: 2-1
 Conference record (finish):.....14-0 (1st)
 Home: 7-0 Away: 7-0
 Final AVCA Ranking:.....No. 7
 Postseason Play:.....NCAA National Semifinal
 National Semifinal:.....lost 3-1 to No.1 UC Irvine

The History

First Year of Volleyball:.....1977
 All-Time Record (Years):.....932-269-9
 All-Time EIVA Record:.....255-12
 EIVA Win Pct.:......955
 EIVA/ECVL Championships.....28
 EIVA Championship Titles.....24
 NCAA Tournament Appearances.....27
 NCAA National Titles.....1994 & 2008

2013 Penn State Roster

No.	Name	Yr.	Pos.	Ht.	Hometown/High School
1	Taylor Hammond	RS-Fr.	S	6-4	Mission Viejo, Calif./Santa Margarita Catholic
2	Zack Parik	Fr.	S	6-4	Woodridge, Ill./Downers Grove North
3	Connor Curry	RS-So.	L	6-0	Newport Beach, Calif./Newport Harbor
4	Nick Goodell	RS-So.	OH	6-4	Ambridge, Pa./Ambridge
5	Kyle Mars	Sr.	OH	6-3	Rochester, N.Y./Gates-Chili
7	Andrew Roberts	Fr.	Opp.	6-4	Grantville, Pa./Lower Dauphin
8	Aaron Russell	So.	OH	6-9	Ellicott City, Md./Centennial
9	Peter Russell	Jr.	OH	6-5	Ellicott City, Md./Centennial
10	Nick Turko	Sr.	MH	6-5	Lewisberry, Pa./Red Land
11	Spencer Sauter	Fr.	OH	6-7	Woodridge, Ill./Naperville North
12	Ian Hendries	Sr.	MH	6-8	Cardiff, Calif./La Costa Canyon
13	Tom Comfort	Sr.	Opp.	6-6	Orchard Park, N.Y./Orchard Park
14	Matt Kapusta	Sr.	OH	6-5	Bethel Park, Pa./Bethel Park
15	Scott Kegerreis	RS-Jr.	OH	6-6	Honeybrook, Pa./Twin Valley
16	Kyle Gegan	So.	MH	6-8	Pittsburgh, Pa./North Allegheny
17	Matt Callaway	Fr.	MH	6-7	Wheaton, Ill./Wheaton Warrenville South
18	Matt Seifert	RS-Fr.	MH	6-9	Reading, Pa./Exeter Township Senior

Head Coach: Mark Pavlik (Penn State, 1982), 19th year
Assistant Coaches: Jay Hosack (UC Santa Cruz, 1997) 4th year
 Colin McMillan (Ohio State, 2000), 5th year
Trainer: Brandon Hall (Slippery Rock, 2008), 1st year

Weekend Recap

The Nittany Lions snapped a three-match losing streak with a 3-0 sweep of Saint Francis on March 23. Three Nittany Lions posted double-digit kills, including junior Peter Russell with 13, sophomore Aaron Russell with 12 and senior Tom Comfort who pounded 11. Redshirt freshman Taylor Hammond dished out 36 assists and two aces, while redshirt sophomore Connor Curry had a match-high 12 digs. Hammond and redshirt freshman Matt Seifert had three blocks apiece.

What's Next?

For the first time in more than a month the Nittany Lions will be back in action in their home gym on April 5. Penn State hosts Lees-McRae at 7 p.m. on Senior Night. This is the final regular season match in the main gym. Penn State's home matches on April 19-20 will be played in the South Gym of Rec Hall.

The Statistical Story

Here the latest statistics (overall/EIVA) for Penn State and Saint Francis heading into this weekend's match.

	Penn State	Princeton	George Mason
Hitting %	.283/.299	.252/.281	.232/.283
Kills per set	12.93/13.09	12.22/12.41	12.57/13.40
Assists per set	12.08/12.06	11.53/11.65	11.84/12.70
Aces per set	1.39/1.35	0.98/1.08	1.00/1.21
Digs per set	8.89/8.71	8.50/8.95	10.55/11.20
Blocks per set	1.96/2.34	2.59/2.68	2.53/2.36



AVCA Div. I-II Men's Coaches Poll

No.	School	Pts.	Record	LW
1	BYU (16)	255	17-3	1
2	UC Irvine	238	17-5	2
3	LBSU	218	17-7	4
4	UCLA	195	15-9	5
5	Pepperdine	191	12-7	3
6	Stanford	176	12-8	6
7	Cal-Baptist	124	12-12	11
8	UCSB	119	11-12	t-9
9	Lewis	113	17-7	7
10	CS-Northridge	107	10-10	t-9
11	Ohio State	92	15-15	8
12	Hawaii	49	9-14	12
13	Penn State	48	15-6	13
14	Loyola-Chicago	39	15-8	14
15	Ball State	26	14-5	NR

Receiving Votes: USC 24; UCSD 11; IPFW 6; Pacific 5; George Mason 4

Volleyball Magazine Men's Division I-II Poll

No.	School	Pts.	LW
1	BYU (10)	100	1
2	UC Irvine	90	2
3	LBSU	78	4
4	UCLA	69	5
5	Pepperdine	56	3
6	Stanford	53	7
7	Lewis	24	8
8	UCSB	21	10
9	CS-Northridge	16	9
10	Cal-Baptist	15	RV

Receiving Votes: Ohio State, Ball State, Hawaii, Loyola

Seifert Pounds Career High in Kills

Redshirt freshman Matt Seifert was one of three Nittany Lions to post double-digit kills at IPFW on March 9. He finished third on the team with 11 kills, a personal best, and also tied for first on the team with three blocks. Seifert went on to post six kills and two blocks at Ball State on March 10.

Russell and Seifert Garner EIVA Weekly Awards

Sophomore Aaron Russell and redshirt freshman Matt Seifert picked up EIVA Offensive and Defensive Player of the Week awards, respectively. The duo helped guide the Nittany Lions to EIVA wins against George Mason and Princeton on Feb. 22-23. Russell led the Nittany Lions with 35 kills with a .329 hitting percentage. He was second on the team in blocks with eight, averaging 1.00 per set and tallied three aces and nine digs. Seifert was unstoppable at the net combining for 13 total blocks for the weekend. He averaged 1.86 blocks per set. Seifert also posted 12 kills on .350 hitting, with two digs and an ace.

Nittany Lions Sweep EIVA Awards

Junior Peter Russell and redshirt sophomore Connor Curry earned EIVA Offensive and Defensive Player of the Week laurels, respectively, on Jan. 28. The pair led Penn State to wins against Loyola-Chicago, Sacred Heart and Harvard. Russell hit .358 for the week and totaled 26 kills, four aces, 13 digs and eight blocks. Curry combined for 29 digs, averaging 2.64 digs per set. His effective passing helped Penn State hit .240 for the week.

Mike Anderson Penn State Player of the Game

In honor of All-American Matt Anderson's father Mike Anderson, who passed away unexpectedly in 2010, the Penn State volleyball family has chosen to honor one Nittany Lion at the conclusion of each match in honor of Mike.

1/18 - Tom Comfort	2/2 - Nick Goodell
1/22 - Peter Russell	2/8 - Matt Seifert
1/25 - Taylor Hammond	2/9 - Aaron Russell
1/26 - Connor Curry/Kyle Mars	2/23 - Peter Russell
2/1 - Scott Kegerreis	2/24 - Aaron Russell

Turko Serves It Up

Senior Nick Turko is making his mark in Penn State's career records. He entered his final season ranked in the top 10 in career aces and is continuing to cement his spot in program history. He currently has 108 aces for his career.

1. 207 - Max Holt (2006-09)	7. 100 - Will Price (2008-10)
2. 130 - Zeljko Koljesar (2000-03)	8. 99 - Jose Quinones (1999-02)
3. 126 - Carlos Guerra (2000-03)	9. 88 - Jason Kepner (1994-97)
4. 108 - Matt Proper (2003-06)	88 - Alex Gutor (2004-07)
108 - Nick Turko (2009-present)	10. 85 - Eric Houston (1998-00)
5. 107 - Joe Sunder (2009-12)	

Russell and Curry Earn EIVA Weekly Honors

Two Nittany Lions were named EIVA Players of the Week. Redshirt sophomore Connor Curry was named the EIVA Defensive Player of the Week, while sophomore Aaron Russell was named the EIVA Offensive Player of the Week on Jan. 14. The duo helped Penn State to a 2-1 record in the Outrigger Invitational.

Russell, who was named to the Outrigger All-Tournament Team, led the Lions offensively with 42 kills and 45.0 points. He finished second on the team with 22 digs, averaging 1.69 per set and had a team-best 3.23 kills per set on .295 hitting. Curry was the starting libero for all three matches in Honolulu. He posted a team-high 29 digs (2.23 per set) and also had six assists. His effective passing helped Penn State hit .296 for the week.

Outrigger Invitational All-Tournament Team

Two members of the Penn State men's volleyball team earned spots on the Outrigger Invitational All-Tournament Team. Sophomore Aaron Russell and redshirt-freshman Taylor Hammond were Penn State's honorees. They joined Ohio State's Michael Henchy, Hawaii's JP Marks and Matthew Cheape, as well as Robert Page and the Most Outstanding Player Dane Worley of UCLA.

Men's Volleyball Debuts at No. 8 in AVCA Div. I-II Preseason Coaches Poll

The Penn State men's volleyball team debuted in the 2013 AVCA Division I-II Preseason Coaches Poll at No. 8. The Nittany Lions face six teams in 2013 that are ranked in this year's preseason poll, including No. 6 UCLA, No. 11 Ohio State, No. 5 Lewis, No. 10 Loyola-Chicago and No. 14 George Mason. Hawaii, Penn State's second opponent in the Outrigger Invitational, received votes in the preseason poll.



By The Numbers...

Overall	15-6
At home.....	9-1
On the road	5-4
On a neutral court	1-1
Non-conference matches	6-4
Against ranked D1 opponents	3-2
Against unranked D1 opponents	12-2
Against EIVA opponents	9-1
Against MIVA opponents	3-4
Against MPSF opponents.....	1-1
In front of a crowd of 2,000+	1-1
By Individual Set...	
Three sets	10-3
Four Sets.....	3-1
Five Sets	2-2
Sets over 25 points	4-3
Fifth sets over 15 points	1-0
When...	
Winning 1-0.....	14-2
Winning 2-0.....	12-0
Losing 1-0	1-4
Losing 2-0	0-3
On TV	1-0
On Radio	11-3
By Kills...	
Leading in kills	14-3
Trailing in kills	1-2
Tied in kills	0-1
By Digs...	
Leading in digs.....	12-2
Trailing in digs	1-4
Tied in digs.....	2-0
By Hitting Percentage...	
Leading/tied in hitting pct.	13-1
Trailing in hitting pct.	2-5
Hitting .400 or above	5-0
Hitting .300-.399	3-1
Hitting .200-.299	5-3
Hitting .100-.199	1-2
Hitting below .100.....	2-0
Holding opponents below .200.....	9-0
Holding opponents to .100 or below	2-0
By Blocks...	
Leading in blocks.....	9-0
Trailing in blocks	5-5
Tied in blocks.....	1-1
By Day of the Week...	
Tuesday/Wednesday/Thursday.....	1-1
Friday	7-1
Saturday/Sunday	7-4
By the Players...	
Two or more players with double-digit kills....	8-5
Two or more players with double-digit digs...0-1	
The team has 10 or more blocks	4-0

Men's Volleyball Debuts at No. 8 in AVCA Div. I-II Preseason Coaches Poll

The Penn State men's volleyball team debuted in the 2013 AVCA Division I-II Preseason Coaches Poll at No. 8. The Nittany Lions face six teams in 2013 that are ranked in this year's preseason poll, including No. 6 UCLA, No. 11 Ohio State, No. 5 Lewis, No. 10 Loyola-Chicago and No. 14 George Mason. Hawaii, Penn State's second opponent in the Outrigger Invitational, received votes in the preseason poll.

Russell Named Off the Block Preseason All-American

Sophomore Aaron Russel was named to the Off the Block Preseason First Team All-America Team for Division I-II. He was one of 20 players nationwide selected to the teams. A total of 10 players were named Preseason First Team and Preseason Second Team All-Americans. Players from 11 different programs were picked. Russell helped guide Penn State to a 23-6 overall record in 2012, including a 14-0 record in EIVA action. He was a 2012 Third Team Volleyball Magazine All-American, a First Team All-EIVA honoree and was named to the EIVA Championship All-Tournament team.

Penn State in the top 10 EIVA Stats (as of March 26, 2013)

Category.....	All Matches	Rank (leader)
Hitting Pct.	283	1st
<i>Matt Seifert</i>	406	1st
<i>Peter Russell</i>	295	7th
<i>Aaron Russell</i>	284	10th
Opp. Hitting Pct.	231	4th (HARV - .180)
Assists Per Set	12.08	1st
<i>Taylor Hammond</i>	11.16	1st
Kills Per Set	12.93	1st
<i>Aaron Russell</i>	3.41	5th
<i>Tom Comfort</i>	3.16	8th
Blocks Per Set	1.96	5th (PRIN - 2.59)
Service Aces Per Set ..	1.39	1st
<i>Nick Turko</i>	0.33	4th
<i>Aaron Russell</i>	0.33	5th
Digs Per Set	8.89	5th (GMU - 10.55)
<i>Connor Curry</i>	2.49	5th

Penn State in the top 30 National Stats (as of March 26, 2013)

Category.....	All Matches	Rank	Leader	Stats
Hitting Pct.	283	11th.....	BYU.....	.326
<i>Peter Russell</i>	295	24th.....	<i>R. Mather, Grand Canyon</i>411
Assists Per Set	12.08	6th.....	Cal-Baptist	12.51
<i>Taylor Hammond</i>	11.16	4th.....	<i>B. Anderson, Cal-Baptist</i> ...	11.50
Kills Per Set	12.93	5th.....	Cal-Baptist	13.18
<i>Aaron Russell</i>	3.41	25th.....	<i>T. Crabb, LBSU</i>	4.31
Blocks Per Set	1.96	N/A.....	Lewis.....	3.03
Service Aces Per Set ..	1.39	6th.....	Mount Olive.....	1.77
<i>Nick Turko</i>	0.33	21st.....	<i>R. Ferrer, Coker</i>	0.63
<i>Aaron Russell</i>	0.33	22nd		
Digs Per Set	8.89	21st.....	Ball State.....	10.88
<i>Connor Curry</i>	2.49	15th.....	<i>B. Anderson, OSU</i>	3.35

"EIVA Rallies" Campaign

The Eastern Intercollegiate Volleyball Association (EIVA) has announced the formation of the "EIVA Rallies" campaign in conjunction with the Sloan Kettering Memorial Hospital for Cancer Research Center.

The EIVA recognizes the utmost importance of fully engaging in the fight against cancer. The Sloan Kettering Memorial Hospital for Cancer Research Center conducts one of the largest programs of clinical research in the world. Clinical research at the center combines the efforts of laboratory and clinical investigators in various disciplines and departments to improve the prevention, diagnosis and treatment of cancer.

In all EIVA travel partner matches, coaches will don fedoras or other business casual hats to bring awareness this season. Please join our efforts by supporting the mission of Memorial Sloan-Kettering Cancer Center and the EIVA by visiting www.mskcc.org/giving.



Career Milestones

Several Nittany Lions are nearing career milestones in 2013:

Tom Comfort

- Has 650 kills. Needs 50 to reach 700
- Has 42 aces. Needs eight to reach 50.
- Has 244 digs. Needs 56 to reach 300.

Connor Curry

- Has 412 digs. Needs 88 to reach 500.

Taylor Hammond

- Has 826 assists. Needs 174 to reach 1,000.

Ian Hendries

- Has 134 total blocks. Needs 66 to reach 200.

Aaron Russell

- Has 442 kills. Needs 58 to reach 500.
- Has 48 aces. Needs 2 to reach 50.

Peter Russell

- Has 346 kills. Needs 54 to reach 400.

Nick Turko

- Has 243 total blocks. Needs 7 to reach 250.
- Has 108 aces. Needs 17 to reach 125.

Career Leaders

Below are the career leaders in each statistical category:

Kills

2,089 Ivan Contreras, 1994-97
1,839 Carlos Guerra, 2000-03

Hitting Percentage

.523 Keith Kowal, 2002-05
.501 Max Lipsitz, 2007-10

Digs

1,260 Dennis Del Valle, 2008-11
909 Ricky Mattei, 2001-04

Total Blocks

527 Keith Kowal, 2002-05
504 Max Lipsitz, 2007-10

Assists

6,364 Jose Quinones, 1999-02
5,061 Edgardo Goas, 2008-12*

Aces

207 Max Holt, 2006-09
130 Zeljko Koljesar, 2000-03

* Rally Scoring Era record holder

Nittany Lion Team Highs

Hitting Pct.

- .494 (44-6-77) vs. Loyola-Chicago (1/22)

Kills

- 63 at IPFW (3/9)

Assists

- 59 at IPFW (3/9)

Aces

- 9 vs. George Mason (2/22)

Digs

- 54 vs. Lewis (1/18)

Solo Blocks

- 4 vs. Harvard (1/26)

Block Assists

- 25 vs. Princeton (2/23)

Total Blocks

- 13.5, 2x, last vs. Princeton (2/23)

Points

- 77.0 at IPFW (3/9)

AVCA Poll Notes

No. Times Ranked All-Time		No. Times Ranked in Top 10	
1.	LBSU 434	1.	UCLA 424
2.	Pepperdine 434	2.	Pepperdine 393
3.	UCLA 434	3.	LBSU 391
4.	Penn State 432	4.	Hawaii 325
5.	Hawaii 420	5.	BYU 339
		6.	Stanford 335
No. Times Ranked in Top 15		7.	Penn State 328
1.	LBSU 434	8.	UCSB 289
2.	Pepperdine 434	9.	CS-Northridge 266
3.	UCLA 434	10.	USC 265
4.	Penn State 432		
5.	Hawaii 420	No. Times Ranked No. 1	
		1.	UCLA 116
No. Times Ranked in Top 5		2.	BYU 63
1.	UCLA 327	3.	USC 60
2.	Pepperdine 294	4.	Pepperdine 58
3.	BYU 250	5.	UC Irvine 34
4.	LBSU 207	6.	LBSU 26
5.	Hawaii 191	7.	Penn State 25
6.	Stanford 188	8.	Hawaii 24
7.	USC 169	9.	Stanford 23
8.	Penn State 147	10.	CS-Northridge 7
9.	CS-Northridge 114		
10.	UCSB 104		

* Totals include 2013. Rankings courtesy of AVCA



Nittany Lion Individual Season Bests

Player	Hitting Pct.	Assists	Kills	Aces	Digs	Blocks	Points
Taylor Hammond	N/A	56 (IPFW)	3 (Lewis)	2 (SFU)	7 (5x)	3 (4x)	5.0 (SFU)
Zack Parik	N/A	10 (RN)	1 (OSU)	2 (RN)	3 (RN)	N/A	2.0 (RN)
Connor Curry	N/A	3 (4x)	N/A	N/A	21 (Harvard)	N/A	N/A
Nick Goodell	.632 (Mt. Olive)	1 (SHU)	14 (IPFW)	1 (5x)	9 (IPFW)	2 (3x)	14.5 (Mt. Olive)
Kyle Mars	N/A	1 (Harvard)	7 (Harvard)	N/A	6 (Harvard)	4 (Harvard)	10.0 (Harvard)
Aaron Russell	.529 (Mt. Olive)	1 (7x)	22 (Princeton)	3 (GMU)	10 (IPFW)	5 (GMU)	23.5 (Princeton)
Peter Russell	.800 (NJIT)	2 (Princeton)	15 (GMU)	3 (LUC)	10 (Lewis)	4 (Princeton)	17.0 (GMU)
Nick Turko	.667 (LUC)	2 (SHU)	8 (NJIT)	3 (3x)	4 (2x)	7 (Hawaii)	10.5 (2x)
Ian Hendries	1.000 (SHU)	N/A	4 (2x)	1 (3x)	4 (Mt. Olive)	4 (Harvard)	6.0 (Harvard)
Tom Comfort	.636 (SHU)	2 (Lewis)	18 (2x)	2 (3x)	12 (Lewis)	4 (3x)	19.5 (GMU)
Matt Kapusta	N/A	N/A	1 (Pfeiffer)	N/A	N/A	N/A	1.0 (Pfeiffer)
Scott Kegerreis	.769 (Pfeiffer)	1 (2x)	11 (Pfeiffer)	1 (2x)	6 (Pfeiffer)	2 (SHU)	12.0 (Pfeiffer)
Kyle Gregan	N/A	N/A	N/A	N/A	N/A	N/A	N/A
Matt Seifert	.769 (SFU)	1 (LUC)	11 (IPFW)	3 (SHU)	2 (3x)	8 (Princeton)	13.5 (2x)

EIVA Standings

School	Conference	Overall
Penn State	9-1	15-6
Princeton	7-2	9-6
George Mason	7-2	11-10
Harvard	6-3	12-7
Saint Francis	5-5	8-13
NJIT	12-7	5-18
Sacred Heart	1-8	2-15
Rutgers-Newark	0-9	2-14

Match-By-Match Starting Lineups

Date	Opp.	W/L	Score	Setter	Opp.	OH	OH	MB	MB	L
1/10	UCLA	L	3-2	Hammond	Goodell	A. Russell	Kegerreis	Turko	Seifert	Curry
1/11	Hawaii	W	3-2	Hammond	Comfort	A. Russell	P. Russell	Turko	Seifert	Curry
1/12	OSU	W	3-0	Hammond	Comfort	A. Russell	P. Russell	Turko	Seifert	Curry
1/18	Lewis	W	3-1	Hammond	Comfort	A. Russell	P. Russell	Turko	Seifert	Curry
1/22	LUC	W	3-0	Hammond	Comfort	A. Russell	P. Russell	Turko	Seifert	Curry
1/25	SHU	W	3-0	Hammond	Comfort	A. Russell	P. Russell	Turko	Seifert	Curry
1/26	Harvard	W	3-2	Hammond	Comfort	A. Russell	P. Russell	Turko	Seifert	Curry
2/1	Pfeiffer	W	3-0	Hammond	Comfort	A. Russell	P. Russell	Turko	Seifert	Curry
2/2	Mt. Olive	W	3-0	Hammond	Comfort	A. Russell	P. Russell	Hendries	Seifert	Curry
2/8	SFU	W	3-0	Hammond	Comfort	A. Russell	P. Russell	Turko	Seifert	Curry
2/9	OSU	L	3-0	Hammond	Comfort	A. Russell	P. Russell	Turko	Seifert	Curry
2/15	Harvard	L	3-0	Hammond	Comfort	A. Russell	P. Russell	Turko	Seifert	Curry
2/16	SHU	W	3-0	Hammond	Comfort	A. Russell	P. Russell	Turko	Seifert	Curry
2/22	GMU	W	3-1	Hammond	Comfort	A. Russell	P. Russell	Turko	Seifert	Curry
2/23	PU	W	3-1	Hammond	Comfort	A. Russell	P. Russell	Turko	Seifert	Curry
3/1	RN	W	3-0	Hammond	Goodell	A. Russell	P. Russell	Turko	Seifert	Curry
3/2	NJIT	W	3-0	Hammond	Goodell	A. Russell	P. Russell	Turko	Seifert	Curry
3/9	IPFW	L	3-2	Hammond	Comfort	A. Russell	P. Russell	Turko	Seifert	Curry
3/10	Ball St.	L	3-1	Hammond	Comfort	A. Russell	P. Russell	Turko	Seifert	Curry
3/16	OSU	L	3-0	Hammond	Comfort	A. Russell	P. Russell	Hendries	Seifert	Curry
3/23	SFU	W	3-0	Hammond	Comfort	A. Russell	P. Russell	Hendries	Seifert	Curry

2013 Honors

Tom Comfort

Mike Anderson Player of the Game (1/18)

Connor Curry

Mike Anderson Player of the Game (2/2)
EIVA Defensive Player of the Week (1/14, 1/28)

Nick Goodell

Mike Anderson Player of the Game (2/2)

Taylor Hammond

Outrigger Invitational All-Tournament Team
Mike Anderson Player of the Game (1/10)

Scott Kegerreis

Mike Anderson Player of the Game (2/1)

Kyle Mars

Mike Anderson Player of the Game 1/26)

Aaron Russell

Off the Block Preseason All-America
Outrigger Invitational All-Tournament Team
EIVA Offensive Player of the Week (1/14, 2/25)
Mike Anderson Player of the Game (2/2, 2/23)

Peter Russell

EIVA Offensive Player of the Week (1/28)
Mike Anderson Player of the Game (1/22, 2/22)

Matt Seifert

EIVA Defensive Player of the Week (2/23)
Mike Anderson Player of the Game (2/8)

Penn State in the Polls

	AVCA	VB Magazine
Preseason	8	
Jan. 7/9	7	8
Jan. 14/15	6	6
Jan. 21/22	6	4
Jan. 28/29	6	4
Feb. 4/5	7	4
Feb. 11/12	9	6
Feb. 18/19	t-9	9
Feb. 25/26	9	9
Mar. 4/5	10	9
Mar. 11/12	13	RV
Mar. 18/19	13	RV
Mar. 26/27	13	RV

Next Poll: April 1/2



2013 Schedule and Results

Date	Opponent	W/L	Score	Set Scores	Site	Att.	Record	Time
1/10	UCLA	L	3-2	25-19, 18-25, 25-18, 21-25, 10-15	Honolulu, Hawaii	2,677	0-1	2:05
1/11	Hawaii	W	3-2	24-26, 25-18, 17-25, 25-15, 16-14	Honolulu, Hawaii	2,960	1-1	2:30
1/12	Ohio State	W	3-0	26-24, 25-17, 25-22	Honolulu, Hawaii	3,048	2-1	1:24
1/18	Lewis	W	3-1	25-22, 25-23, 20-25, 25-18	University Park, Pa.	748	3-1	2:03
1/22	Loyola-Chicago	W	3-0	27-25, 25-16, 25-19	University Park, Pa.	206	4-1	1:24
1/25	Sacred Heart	W	3-0	25-12, 25-18, 25-23	University Park, Pa.	346	5-1	1:16
1/26	Harvard	W	3-2	25-23, 20-25, 25-14, 16-25, 15-6	University Park, Pa.	657	6-1	1:56
2/1	Pfeiffer	W	3-0	25-15, 25-22, 25-18	University Park, Pa.	385	7-1	1:16
2/2	Mount Olive	W	3-0	26-24, 25-22, 25-22	University Park, Pa.	227	8-1	1:31
2/8	Saint Francis	W	3-0	25-15, 25-21, 25-17	University Park, Pa.	1,222	9-1	1:11
2/9	Ohio State	L	3-0	22-25, 20-25, 24-26	University Park, Pa.	3,227	9-2	1:36
2/15	Harvard	L	3-0	25-23, 25-17, 25-23	Cambridge, Mass.	550	9-3	1:21
2/16	Sacred Heart	W	3-0	25-17, 25-18, 25-23	Fairfield, Conn.	309	10-3	1:15
2/22	George Mason	W	3-1	25-21, 25-20, 21-25, 25-22	University Park, Pa.	521	11-3	2:02
2/23	Princeton	W	3-1	25-23, 19-25, 25-22, 27-25	University Park, Pa.	309	12-3	2:01
3/1	Rutgers-Newark	W	3-0	25-13, 25-20, 25-19	Newark, N.J.	150	13-3	1:00
3/2	NJIT	W	3-0	25-22, 25-17, 25-13	Newark, N.J.	200	14-3	1:06
3/9	IPFW	L	3-2	25-18, 23-25, 25-19, 25-27, 11-15	Fort Wayne, Ind.	550	14-4	2:17
3/10	Ball State	L	3-1	20-25, 17-25, 25-18, 20-25	Muncie, Ind.	542	14-5	1:33
3/16	Ohio State	L	3-0	20-25, 17-25, 20-25	Columbus, Ohio	805	14-6	1:19
3/23	Saint Francis	W	3-0	25-19, 25-18, 25-19	Loretto, Pa.	250	15-6	1:15



Individual Player Match-By-Match Highs

Date	Opponent	Kills	Attacks	Assists	Digs	Total Blocks
1/10	UCLA	12 - A. Russell	29 - A. Russell	44 - Hammond	12 - Curry	2 - Hammond 2 - Turko 2 - Seifert
1/11	Hawaii	17 - A. Russell	29 - Comfort	50 - Hammond	7 - A. Russell	7 - Turko
1/12	Ohio State	13 - A. Russell	30 - P. Russell	41 - Hammond	11 - Curry	4 - Comfort
1/18	Lewis	18 - Comfort	41 - Comfort	43 - Hammond	12 - Curry 12 - Comfort	4 - Turko
1/22	Loyola-Chicago	10 - Comfort 10 - P. Russell	20 - A. Russell	36 - Hammond	7 - P. Russell	5 - Turko
1/25	Sacred Heart	7 - A. Russell 7 - Comfort	14 - A. Russell	31 - Hammond	5 - A. Russell	3 - P. Russell 3 - Turko
1/26	Harvard	12 - P. Russell	35 - Comfort	37 - Hammond	21 - Curry	4 - Mars 4 - Hendries
2/1	Pfeifer	11 - Kegerreis	21 - Goodell	36 - Hammond	9 - Curry	2 - Seifert 2 - Goodell
2/2	Mount Olive	13 - Goodell	27 - P. Russell	40 - Hammond	8 - P. Russell	5 - Seifert
2/8	Saint Francis	10 - Seifert	17 - P. Russell 17 - Comfort	38 - Hammond	7 - A. Russell	4 - Turko
2/9	Ohio State	16 - A. Russell	31 - P. Russell	39 - Hammond	12 - Curry	2 - P. Russell 2 - Turko 2 - Seifert
2/15	Harvard	11 - A. Russell	23 - P. Russell	29 - Hammond	5 - Curry	2 - Turko
2/16	Sacred Heart	9 - A. Russell	17 - Goodell	32 - Hammond	7 - Hammond	4 - Seifert
2/22	George Mason	18 - Comfort	35 - Comfort	47 - Hammond	14 - Curry	5 - A. Russell 5 - M. Seifert
2/23	Princeton	22 - A. Russell	43 - A. Russell	52 - Hammond	9 - Curry	8 - Seifert
3/1	Rutgers-Newark	9 - Goodell	27 - Goodell	25 - Hammond	7 - P. Russell	4 - Seifert
3/2	NJIT	12 - Goodell	23 - Goodell	41 - Hammond	10 - Curry	3 - Turko
3/9	IPFW	19 - A. Russell	43 - Goodell	56 - Hammond	13 - Curry	3 - Turko 3 - Seifert
3/10	Ball State	15 - A. Russell	31 - A. Russell	44 - Hammond	8 - Curry	3 - Hendries
3/16	Ohio State	14 - A. Russell	32 - A. Russell	29 - Hammond	6 - Curry	N/A
3/23	Saint Francis	13 - P. Russell	22 - A. Russell	36 - Hammond	12 - Curry	3 - Hammond 3 - Seifert
Totals (including ties)		11 - A. Russell 4 - Comfort 3 - Goodell 3 - P. Russell 1 - Kegerreis 1 - Seifert	7 - A. Russell 5 - Comfort 5 - P. Russell 5 - Goodell	21 - Hammond	13 - Curry 3 - A. Russell 3 - P. Russell 1 - Comfort 1 - Hammond	10 - Seifert 9 - Turko 2 - P. Russell 2 - Hendries 2 - Hammond 1 - Mars 1 - Comfort 1 - Goodell 1 - A. Russell



Team Match-By-Match State Comparison

<u>Date</u>	<u>Opponent</u>	<u>Sets</u>	<u>Kills</u>	<u>Hitting %</u>	<u>Aces</u>	<u>Digs</u>	<u>Total Team Blocks</u>	<u>Total Points Scored*</u>
1/10	UCLA	5	54/54	.303/.304	4/11	36/45	5.0/5.0	63.0/70.0
1/11	Hawaii	5	56/58	.294/.248	7/5	24/36	13.5/10.0	76.5/73.0
1/12	Ohio State	3	44/34	.292/.196	7/3	33/31	5.0/9.0	56.0/46.0
1/18	Lewis	4	51/45	.195/.154	4/3	54/48	9.0/17.5	64.0/65.5
1/22	Loyola-Chicago	3	44/38	.494/.262	5/5	26/23	7.0/3.0	56.0/46.0
1/25	Sacred Heart	3	35/24	.313/.060	4/4	21/14	8.5/4.0	47.5/32.0
1/26	Harvard	5	42/34	.047/.062	8/5	49/42	11.0/17.5	61.0/56.5
2/1	Pfeiffer	3	39/29	.284/.175	6/2	28/23	5.0/6.0	50.0/37.0
2/2	Mount Olive	3	44/36	.379/.262	5/7	26/26	6.0/4.0	55.0/47.0
2/8	Saint Francis	3	43/29	.455/.133	6/2	25/22	7.5/2.0	56.5/33.0
2/9	Ohio State	3	42/40	.173/.333	6/3	34/33	5.5/10.0	53.0/53.0
2/15	Harvard	3	35/74	.244/.457	3/4	21/22	2.0/7.0	40.0/58.0
2/16	Sacred Heart	3	40/29	.355/.108	2/1	30/21	8.0/6.0	50.0/36.0
2/22	George Mason	4	56/43	.281/.235	9/4	33/29	10.0/10.0	75.0/57.0
2/23	Princeton	4	59/47	.219/.234	1/2	37/37	13.5/17.5	73.5/66.5
3/1	Rutgers-Newark	3	42/24	.405/.097	6/1	27/23	6.5/3.0	54.5/28.0
3/2	NJIT	3	48/29	.487/.198	4/1	29/16	6.0/4.0	58.0/34.0
3/9	IPFW	5	63/51	.260/.260	8/4	53/45	6.0/14.0	77.0/69.0
3/10	Ball State	4	49/53	.218/.379	4/3	33/38	6.0/9.0	59.0/65.0
3/16	Ohio State	3	39/38	.168/.478	2/2	24/26	0.0/13.0	41.0/53.0
3/23	Saint Francis	3	45/31	.412/.227	3/0	24/17	6.5/6.0	54.5/37.0

* indicates total points scored by a team (kills, aces, blocks), not the cumulative total game scores, which also take into account opponent errors



2013 Penn State Superlatives

Three sets	Individual	Team
Kills:	16 - Aaron Russell vs. Ohio State (2/9)	48 - at NJIT (3/2)
Attacks:	32 - Aaron Russell at Ohio State (3/16)	104 - vs. Ohio State (2/9)
Attack Percentage*:	.800 (8-0-10) - Peter Russell at NJIT (3/2)	.494 (44-6-77) - vs. Loyola (1/22)
Assists:	41 - 2x, last, T. Hammond at NJIT (3/2)	43 - 2x, last vs. Mount Olive (2/2)
Aces:	3 - 3x, last, M. Seifert, Sacred Heart (1/25)	7 - vs. Ohio State (1/12)
Digs:	12 - 2x, last, Connor Curry at Saint Francis (3/23)	34 - vs. Ohio State (2/9)
Solo Blocks:	1 - 15x, last, T. Hammond & M. Seifert at Saint Francis (3/23)	3 - 2x, last at Sacred Heart (2/16)
Block Assists:	5 - 2x, last, M. Seifert vs. Mount Olive (2/2)	15 - vs. Saint Francis (2/8)
Total Blocks:	5 - 2x, last, M. Seifert vs. Mount Olive (2/2)	8.5 - vs. Sacred Heart (1/25)

Four sets	Individual	Team
Kills:	22 - Aaron Russell vs. Princeton (2/23)	59 - vs. Princeton (2/23)
Attacks:	43 - Aaron Russell vs. Princeton (2/23)	137 - vs. Princeton (2/23)
Attack Percentage*:	.600 (6-0-10) - Nick Turko vs. George Mason (2/22)	.281 (56-24-114) - vs. George Mason (2/22)
Assists:	52 - Taylor Hammond vs. Princeton (2/23)	56 - vs. Princeton (2/23)
Aces:	3 - 2x, last, A. Russell & N. Turko vs. George Mason (2/22)	9 - vs. George Mason (2/22)
Digs:	14 - Connor Curry vs. George Mason (2/22)	54 - vs. Lewis (1/18)
Solo Blocks:	2 - Aaron Russell vs. Lewis (1/18)	3 - vs. Lewis (1/18)
Block Assists:	7 - Matt Seifert vs. Princeton (2/23)	25 - vs. Princeton (2/23)
Total Blocks:	8 - Matt Seifert vs. Princeton (2/23)	13.5 - vs. Princeton (2/23)

Five sets	Individual	Team
Kills:	19 - Aaron Russell at IPFW (3/9)	63 - at IPFW (3/9)
Attacks:	43 - Nick Goodell at IPFW (3/9)	146 - at IPFW (3/9)
Attack Percentage*:	.533 (9-1-15) - Matt Seifert vs. UCLA (1/10)	.303 (54-17-122) - vs. UCLA (1/10)
Assists:	56 - Taylor Hammond at IPFW (3/9)	59 - at IPFW (3/9)
Aces:	3 - Nick Turko vs. Harvard (1/26)	8 - 2x, last at IPFW (3/9)
Digs:	21 - Connor Curry vs. Harvard (1/26)	53 - at IPFW (3/9)
Solo Blocks:	2 - 2x, last, K. Mars vs. Harvard (1/26)	4 - vs. Harvard (1/26)
Block Assists:	7 - Nick Turko vs. Hawaii (1/11)	21 - at Hawaii (1/11)
Total Blocks:	7 - Nick Turko vs. Hawaii (1/11)	13.5 - at Hawaii (1/11)

2013 Opponent Superlatives


Three sets	Individual	Team
Kills:	13 - 3x, last, DJ White, Harvard (2/15)	47 - Harvard (2/15)
Attacks:	33 - 2x, last, L. Patterson, Saint Francis (2/8)	93 - Ohio State (2/9)
Attack Percentage*:	.571 (9-1-14) - Colin Sherwin, Saint Francis (2/8)	.478 (38-5-69) - Ohio State (3/16)
Assists:	40 - Rob Lothman, Harvard (2/15)	42 - Harvard (2/15)
Aces:	4 - Adam Miracle, Mount Olive (2/2)	7 - Mount Olive (2/2)
Digs:	16 - Brenne Anderson, Ohio State (1/12)	33 - Ohio State (2/9)
Solo Blocks:	3 - Grayson Overman, Ohio State (3/16)	4 - 3x, last, Ohio State (3/16)
Block Assists:	6 - Grayson Overman, Ohio State (2/9)	18 - Ohio State (3/16)
Total Blocks:	8 - Grayson Overman, Ohio State (3/16)	13.0 - Ohio State (3/16)

Four sets	Individual	Team
Kills:	21 - Mark Jones, George Mason (2/22)	53 - Ball State (3/10)
Attacks:	43 - Pat Schwagler, Princeton (2/23)	130 - Lewis (1/18)
Attack Percentage*:	.583 (7-0-12) - Matt Keske, Ball State (3/10)	.379 (53-14-103) - Ball State (3/10)
Assists:	41 - Davis Waddell, Princeton (2/23)	50 - Ball State (3/10)
Aces:	2 - 2x, last, M. Dye, Princeton (2/23)	4 - George Mason (2/22)
Digs:	12 - Eric Butch, Lewis (1/18)	48 - Lewis (1/18)
Solo Blocks:	4 - Will Siroky, Princeton (2/23)	5 - Princeton (2/23)
Block Assists:	11 - Eric Fitterer, Lewis (1/18)	31 - Lewis (1/18)
Total Blocks:	11 - Eric Fitterer, Lewis (1/18)	17.5 - 2x, last, Princeton (2/23)

Five sets	Individual	Team
Kills:	18 - Sinisa Zarkovic, Hawaii (1/11)	58 - Hawaii (1/11)
Attacks:	42 - Eddie Rivera, IPFW (3/9)	131 - IPFW (3/9)
Attack Percentage*:	.500 (18-4-28) - Sinisa Zarkovic, Hawaii (1/11)	.304 (54-19-115) - UCLA (1/10)
Assists:	51 - Max Wechsung, Hawaii (1/11)	55 - Hawaii (1/11)
Aces:	5 - Dane Worley, UCLA (1/10)	11 - UCLA (1/10)
Digs:	15 - 3x, last, IPFW (3/9)	45 - 2x, last, IPFW (3/9)
Solo Blocks:	2 - Davis Holt, Hawaii (1/11)	3 - Harvard (1/26)
Block Assists:	7 - C. Zimmick & K. Rehkemper, Harvard (1/26)	24 - IPFW (3/9)
Total Blocks:	8 - Caleb Zimmick, Harvard (1/26)	14.0 - IPFW (3/9)




Taylor
HAMMOND
Sophomore
Mission Viejo, Calif.
SETTER



Zack
PARIK
Freshman
Woodridge, Ill.
SETTER

Outrigger Invitational All-Tournament Team ... Mike Anderson Player of the Match (1/25) ... posted 44 assists vs. UCLA (1/10) ... tallied 50 assists and three blocks against Hawaii (1/11) ... had 41 assists against Ohio State (1/12) ... registered 43 assists against Lewis (1/18) ... paced the offense to a .494 hitting percentage with 36 assists vs. Loyola (1/22) ... helped PSU to a .313 hitting percentage with 31 assists vs. Sacred Heart (1/25) ... posted 37 assists and three blocks vs. Harvard (1/26) ... had 36 assists vs. Pfeiffer (2/1) ... paced the offense to a .379 hitting percentage with 40 assists vs. Mount Olive (2/2) ... had 38 assists vs. Saint Francis (2/8) and helped Penn State hit .445 ... had 39 assists against Ohio State (2/9) ... led the team in digs with seven and tallied 32 assists vs. Sacred Heart (2/16) ... posted 47 assists against George Mason (2/22) ... had a season-high 52 assists against Princeton (2/23) ... recorded 41 assists at NJIT (3/2) ... tallied a season-high 56 assists with seven digs at IPFW (3/9) ... had 44 assists and seven digs at Ball State (3/10) ... tallied 29 assists and four digs at Ohio State (3/16) ... registered 36 assists and three blocks at Saint Francis (3/23).

Had an ace vs. Lewis (1/18) ... tallied an ace vs. Harvard (1/26) ... notched an ace vs. Pfeiffer (2/1) ... recorded an ace vs. Mount Olive (2/2) ... registered an ace vs. Saint Francis (2/8) ... registered 10 assists, two aces and three digs at Rutgers-Newark (3/1) ... tallied two digs at IPFW (3/9) ... posted five assists and one kill at Ohio State (3/16).

2013 SEASON HIGHS

Kills:..... 3 vs. Lewis (1/18)
Attacks: 6 vs. Lewis (1/18)
Hitting Percentage: N/A
Assists:..... 56 at IPFW (3/9)
Aces: 2 at Saint Francis (3/23)
Digs: 7, 5x, last at Ball State (3/10)
Blocks: 3, 4x, last at Saint Francis (3/23)

CAREER HIGHS

Kills:..... 3 vs. Lewis (1/18/13)
Attacks: 6 vs. Lewis (1/18/13)
Hitting Percentage: N/A
Assists:..... 56 at IPFW (3/9/13)
Aces: 2 at Saint Francis (3/23/13)
Digs: 7, 5x, last at Ball State (3/10/13)
Blocks: 3, 4x, last at Saint Francis (3/23/13)

2013 SEASON HIGHS

Kills:..... 1 at Ohio State (3/16)
Attacks: 1 at Ohio State (3/16)
Hitting Percentage: N/A
Assists:..... 10 at Rutgers-Newark (3/1)
Aces: 2 at Rutgers-Newark (3/1)
Digs: 3 at Rutgers-Newark (3/1)
Blocks: N/A

CAREER HIGHS

Kills:..... 1 at Ohio State (3/16/13)
Attacks: 1 at Ohio State (3/16/13)
Hitting Percentage: N/A
Assists:..... 10 at Rutgers-Newark (3/1/13)
Aces: 2 at Rutgers-Newark (3/1/13)
Digs: 3 at Rutgers-Newark (3/1/13)
Blocks: N/A



Connor
CURRY

RS-Sophomore
Newport Beach, Calif.

LIBERO



Nick
GOODELL

RS-Sophomore
Ambridge, Pa.

OUTSIDE HITTER

EIVA Defensive Player of the Week (1/14, 1/28) ... Mike Anderson Penn State Player of the Match (2/2) ... led the team with 12 digs vs. UCLA (1/10) ... had a team-best 11 digs vs. Ohio State (1/11) ... tied for first on the team with 12 digs vs. Lewis (1/18) ... tied his career high with 21 digs vs. Harvard (1/26) ... had a match-high nine digs vs. Pfeiffer (2/1) ... recorded a match-best 12 digs vs. Ohio State (2/9) ... had a match-high 14 digs vs. George Mason (2/22) ... led the Lions with nine digs against Princeton (2/23) ... had a match-high 10 digs at NJIT (3/2) ... had a team-best 13 digs at IPFW (3/9) ... led the team with eight digs at Ball State (3/10) ... had a team-high six digs at Ohio State (3/16) ... had a match-high 12 digs at Saint Francis (3/23).

Mike Anderson Penn State Player of the Match (2/2) ... had one kill and one ace vs. Loyola (1/22) ... had eight kills and two blocks vs. Pfeiffer (2/1) ... had a team-high 13 kills on .632 hitting against Mount Olive (2/2) ... pounded eight kills at Harvard (2/15) ... led the team with nine kills at Rutgers-Newark (3/1) ... posted a match-high 12 kills at NJIT (3/2) ... second on the team with 14 digs and had nine digs at IPFW (3/9).

2013 SEASON HIGHS

Kills: N/A
 Attacks: 1 vs. Loyola (1/22)
 Hitting Percentage: N/A
 Assists: 3, 4x, last at Saint Francis (3/23)
 Aces: N/A
 Digs: 21 vs. Harvard (1/26)
 Blocks: N/A

CAREER HIGHS

Kills: N/A
 Attacks: 1, 2x, last vs. Loyola (1/22/13)
 Hitting Percentage: N/A
 Assists: 4, 2x, last vs. Saint Francis (4/21/12)
 Aces: N/A
 Digs: 21, 2x, last vs. Harvard (1/26/13)
 Blocks: N/A

2013 SEASON HIGHS


Kills: 14 at IPFW (3/9)
 Attacks: 43 at IPFW (3/9)
 Hitting Percentage:632 (13-1-19) vs. Mount Olive (2/2)
 Assists: 1 at Sacred Heart (2/16)
 Aces: 1, 5x, last at Ball State (3/10)
 Digs: 9 at IPFW (3/9)
 Blocks: 2, 3x, last at NJIT (3/2)

CAREER HIGHS

Kills: 22 vs. Harvard (4/7/12)
 Attacks: 43 at IPFW (3/9/13)
 Hitting Percentage:750 (15-0-20) at Harvard (2/17/12)
 Assists: 1, 4x, last at Sacred Heart (2/16/13)
 Aces: 3, 4x, last vs. George Mason (2/25/12)
 Digs: 9 at IPFW (3/9/13)
 Blocks: 6 vs. Sacred Heart (4/6/12)




Kyle
MARS
Senior
Rochester, N.Y.
OUTSIDE HITTER



Andrew
ROBERTS
Freshman
Grantville, Pa.
OPPOSITE

Mike Anderson Penn State Player of the Match (1/26) ... had three kills vs. Sacred Heart (1/25) ... posted seven kills, six digs and four blocks vs. Harvard (1/26) ... pounded three kills and had two blocks at Rutgers-Newark (3/1) ... recorded three kills at IPFW (3/9).

Redshirted.

2013 SEASON HIGHS

Kills:..... 7 vs. Harvard (1/26)
Attacks: 20 vs. Harvard (1/26)
Hitting Percentage: N/A
Assists:..... 1 at Harvard (2/15)
Aces: N/A
Digs: 6 vs. Harvard (1/26)
Blocks: 4 vs. Harvard (1/26)

CAREER HIGHS

Kills:..... 7 vs. Harvard (1/26/13)
Attacks: 20 vs. Harvard (1/26/13)
Hitting Percentage:250 (3-1-8) vs. Rutgers-Newark (2/10/12)
Assists:..... 1, 3x, last at Harvard (2/15/13)
Aces: N/A
Digs: 6 vs. Harvard (1/26/13)
Blocks: 4 vs. Harvard (1/26/13)

2013 SEASON HIGHS

Kills:..... N/A
Attacks: N/A
Hitting Percentage: N/A
Assists:..... N/A
Aces: N/A
Digs: N/A
Blocks: N/A

CAREER HIGHS

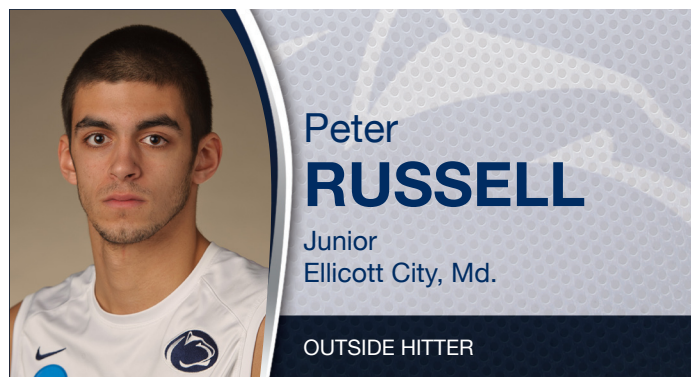
Kills:..... N/A
Attacks: N/A
Hitting Percentage: N/A
Assists:..... N/A
Aces: N/A
Digs: N/A
Blocks: N/A



Aaron
RUSSELL

Sophomore
Ellicott City, Md.

MIDDLE HITTER



Peter
RUSSELL

Junior
Ellicott City, Md.

OUTSIDE HITTER

Off the Block Preseason All-America ... Outrigger Invitational All-Tournament Team ... EIVA Offensive Player of the Week (1/14, 2/25) ... Mike Anderson Penn State Player of the Match (2/9, 2/23) ... led the team with 12 kills vs. UCLA (1/10) ... had 17 kills and seven digs at Hawaii (1/11) ... posted a match-high 13 kills and three blocks vs. Lewis (1/18) ... had seven kills vs. Sacred Heart (1/25) ... put down 11 kills vs. Mount Olive (2/2) ... had seven kills and a team-high seven digs vs. Saint Francis (2/8) ... led the team with 16 kills against Ohio State (2/9) ... had a team-high 11 kills at Harvard (2/15) ... put down nine kills and tallied six digs at Sacred Heart (2/16) ... third on the team with 13 kills and tied for team best with five blocks vs. George Mason (2/22) ... had a career-high 22 kills against Princeton (2/23) ... posted seven kills and two aces at Rutgers-Newark (3/1) ... second on the team with 11 kills at NJIT (3/2) ... had a match-high 19 kills and 20 digs at IPFW (3/9) ... led the Lions with 15 kills and had seven digs at Ball State (3/10) ... pounded a match-high 14 kills at Ohio State (3/16) ... put down 12 kills at Saint Francis (3/23).

Mike Anderson Player of the Game (1/22, 2/22) ... EIVA Offensive Player of the Week (1/28) ... posted nine kills vs. UCLA (1/10) ... had 11 kills against Hawaii (1/11) ... pounded 12 kills against Ohio State (1/12) ... had eight kills and 10 digs vs. Lewis (1/18) ... had a match-high 12 kills and three blocks vs. Harvard (1/26) ... pounded 11 kills and led the team with eight digs vs. Mount Olive (2/2) ... second on the team with nine kills vs. Saint Francis (2/8) ... notched 10 kills at Harvard (2/15) ... second on the team with 15 kills against George Mason (2/22) ... tallied seven digs vs. Princeton (2/23) ... led the team with seven digs at Rutgers-Newark (3/1) ... had eight kills on .800 hitting with eight digs at NJIT (3/2) ... was second on the team with 12 kills at Ball State (3/10) ... had a match-high 13 kills on .619 hitting at Saint Francis (3/23).

2013 SEASON HIGHS

Kills:.....22 vs. Princeton (2/23)
Attacks:43 vs. Princeton (2/23)
Hitting Percentage:529 (11-2-17) vs. Mount Olive (2/2)
Assists:1, 6x, last at Ball State (3/10)
Aces:3 vs. George Mason (2/22)
Digs:10 at IPFW (3/9)
Blocks:5 vs. George Mason (2/22)

CAREER HIGHS

Kills:.....22 vs. Princeton (2/23/13)
Attacks:43 vs. Princeton (2/23/13)
Hitting Percentage:778 (7-0-9), 2x, last vs. Harvard (2/17/12)
Assists:3 at NJIT (3/23/12)
Aces:3, 4x, last vs. George Mason (2/22/13)
Digs:10 at IPFW (3/9/13)
Blocks:8 vs. Sacred Heart (4/6/12)

2013 SEASON HIGHS

Kills:.....15 vs. George Mason (2/22)
Attacks:33 vs. George Mason (2/22)
Hitting Percentage:800 (8-0-10) at NJIT (3/2)
Assists:2 vs. Princeton (2/23)
Aces:3 vs. Loyola (1/22)
Digs:10 vs. Lewis (1/18)
Blocks:4 vs. Princeton (2/23)

CAREER HIGHS

Kills:.....15 vs. George Mason (2/22/13)
Attacks:33 vs. George Mason (2/22/13)
Hitting Percentage:800 (8-0-10) at NJIT (3/2/13)
Assists:2 vs. Princeton (2/23/13)
Aces:3 vs. Loyola (1/22/13)
Digs:10 vs. Lewis (1/18/13)
Blocks:4, 2x, last vs. Princeton (2/23/13)




**Nick
TURKO**
Senior
Lewisberry, Pa.
MIDDLE HITTER



**Spencer
Sauter**
Freshman
Woodridge, Ill.
OUTSIDE HITTER

Had a team-best seven blocks at Hawaii (1/11) ... had three aces against Ohio State (1/12) ... had five kills and a team-best four blocks vs. Lewis (1/18) ... posted seven kills in nine swings and a match-high five blocks vs. Loyola (1/22) ... put up three blocks vs. Sacred Heart (1/25) ... had three aces and three blocks vs. Harvard (1/26) ... pounded six kills and had a team-best four blocks vs. Saint Francis (2/8) ... had six kills on 10 errorless swings against Georg Mason (2/22) ... posted eight kills and three blocks at NJIT (3/2) ... recorded four kills and three blocks at IPFW (3/9).

Redshirted.

2013 SEASON HIGHS

Kills:..... 8 at NJIT (3/2)
Attacks: 13 at NJIT (3/2)
Hitting Percentage: 1.000 (4-0-4) vs. UCLA (1/10)
Assists:..... 2 vs. Sacred Heart (1/25)
Aces: 3, 3x, last vs. George Mason (2/22)
Digs: 4, 2x, last at Harvard (2/15)
Blocks: 7 at Hawaii (1/12)

CAREER HIGHS

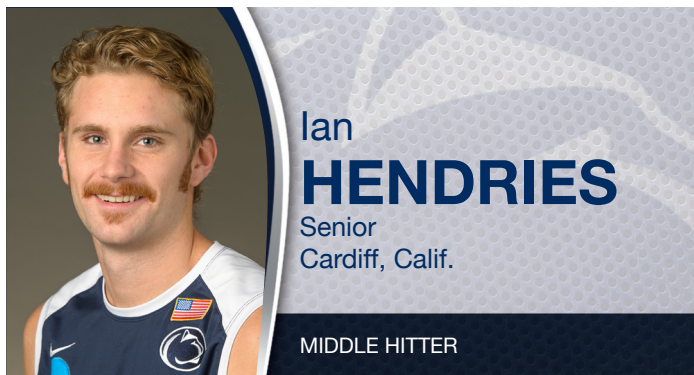
Kills:..... 13 vs. Rutgers-Newark (2/11/11)
Attacks: 18, 4x, last vs. UCSB (3/11/11)
Hitting Percentage: 1.000 (7-0-7) vs. Princeton (5/1/10)
Assists:..... 2 vs. Sacred Heart (1/25/13)
Aces: 5 vs. Ohio State (3/3/12)
Digs: 4, 2x, last vs. Lewis (1/18/13)
Blocks: 7, 2x, last at Hawaii (1/12/13)

2013 SEASON HIGHS

Kills:..... N/A
Attacks: N/A
Hitting Percentage: N/A
Assists:..... N/A
Aces: N/A
Digs: N/A
Blocks: N/A

CAREER HIGHS

Kills:..... N/A
Attacks: N/A
Hitting Percentage: N/A
Assists:..... N/A
Aces: N/A
Digs: N/A
Blocks: N/A



Ian
HENDRIES

Senior
Cardiff, Calif.

MIDDLE HITTER

Led the team with four blocks vs. Harvard (1/26) ... posted four kills and two blocks at Sacred Heart (2/16) ... recorded three kills at Rutgers-Newark (3/1) ... pounded three kills with three blocks at Ball State (3/10) ... put down four kills at Saint Francis (3/23).



Tom
COMFORT

Senior
Orchard Park, N.Y.

OPPOSITE

Mike Anderson Player of the Game (1/18) ... put down eight kills vs. UCLA (1/10) ... second on the team with 15 kills and four blocks at Hawaii (1/11) ... had 10 kills and a team-best four blocks vs. Ohio State (1/12) ... had a match-high 18 kills and 12 digs vs. Lewis (1/18) ... tied for first on the team with 10 kills on .556 hitting with four blocks vs. Loyola (1/22) ... had seven kills vs. Sacred Heart (1/25) ... was second on the team with nine kills vs. Harvard (1/26) ... pounded nine kills vs. Saint Francis (2/8) ... was second on the team with 13 kills vs. Ohio State (2/9) ... recorded eight kills on .636 hitting at Sacred Heart (2/16) ... had a team-high 18 kills against George Mason (2/22) ... finished second on the team with 14 kills and four blocks against Princeton (2/23) ... was second on the team with 13 kills on .346 hitting at Ohio State (3/16) ... pounded 11 kills at Saint Francis (3/23).

2013 SEASON HIGHS

Kills: 4, 3x, last at Saint Francis (3/23)
 Attacks: 9 at Ball State (3/10)
 Hitting Percentage: 1.000 (4-0-4) at Sacred Heart (2/16)
 Assists: N/A
 Aces: 1, 3x, last at Rutgers-Newark (3/1)
 Digs: 4 vs. Mount Olive (2/2)
 Blocks: 4 vs. Harvard (1/26)

CAREER HIGHS

Kills: 6, 2x, last at Hawaii (1/14/11)
 Attacks: 11, 2x, last vs. Rutgers-Newark (2/11/11)
 Hitting Percentage:833 (5-0-6) at Saint Francis (2/23/11)
 Assists: 2 at Rutgers-Newark (3/24/12)
 Aces: 2 at Loyola (1/30/10)
 Digs: 4 vs. Mount Olive (2/2/13)
 Blocks: 6, 3x, last at UCLA (3/9/11)

2013 SEASON HIGHS

Kills: 18, 2x, last vs. George Mason (2/22)
 Attacks: 41 vs. Lewis (1/18)
 Hitting Percentage:636 (8-1-11) at Sacred Heart (2/16)
 Assists: 2 vs. Lewis (1/18)
 Aces: 2, 3x, last vs. Ohio State (2/9)
 Digs: 12 vs. Lewis (1/18)
 Blocks: 4, 4x, last vs. Princeton (2/23)

CAREER HIGHS

Kills: 21 at Hawaii (1/8/10)
 Attacks: 43 at UCLA (3/9/11)
 Hitting Percentage:636 (8-1-11) at Sacred Heart (2/16/13)
 Assists: 2 vs. Lewis (1/18/13)
 Aces: 4, 2x, last vs. Ball State (3/18/11)
 Digs: 12 vs. Lewis (1/18/13)
 Blocks: 5 at George Mason (2/26/11)



Matt
KAPUSTA

Junior
Bethel Park, Pa.

OUTSIDE HITTER

Made career debut vs. Sacred Heart (1/25) ... pounded a kill vs. Pfeiffer (2/1).



Scott
KEGERREIS

RS-Junior
Honeybrook, Pa.

OUTSIDE HITTER

Mike Anderson Penn State Player of the Match (2/1) ... posted three kills vs. UCLA (1/10) ... recorded two kills vs. Sacred Heart (1/25) ... had a team-high 11 kills on .769 hitting and six digs vs. Pfeiffer (2/1) ... posted two blocks at Sacred Heart (2/16). ... pounded seven kills on .600 hitting at Rutgers-Newark (3/1).

2013 SEASON HIGHS

Kills:..... 1 vs. Pfeiffer (2/1)
 Attacks: 2 vs. Pfeiffer (2/1)
 Hitting Percentage: N/A
 Assists:..... N/A
 Aces: N/A
 Digs: N/A
 Blocks: N/A

CAREER HIGHS

Kills:..... 1 vs. Pfeiffer (2/1/13)
 Attacks: 2 vs. Pfeiffer (2/1/13)
 Hitting Percentage: N/A
 Assists:..... N/A
 Aces: N/A
 Digs: N/A
 Blocks: N/A

2013 SEASON HIGHS

Kills:..... 11 vs. Pfeiffer (2/1)
 Attacks: 13 vs. Pfeiffer (2/1)
 Hitting Percentage:769 (11-1-13) vs. Pfeiffer (2/1)
 Assists:..... 1, 2x, last at Ohio State (3/16)
 Aces: 1, 2x, last vs. Pfeiffer (2/1)
 Digs: 6 vs. Pfeiffer (2/1)
 Blocks: 2 at Sacred Heart (2/16)

CAREER HIGHS

Kills:..... 14, 2x, last vs. CS-Northridge (2/5/11)
 Attacks: 27, 2x, last vs. CS-Northridge (2/5/11)
 Hitting Percentage:769 (11-1-13) vs. Pfeiffer (2/1/13)
 Assists:..... 2 vs. Rutgers-Newark (2/11/11)
 Aces: 3 vs. Loyola (1/28/11)
 Digs: 7, 2x, last at IPFW (4/16/11)
 Blocks: 3, 2x, last vs. Loyola (1/28/11)




**Kyle
GREGAN**
Sophomore
Pittsburgh, Pa.
MIDDLE HITTER

Made season debut at Hawaii (1/11).



**Matt
CALLAWAY**
Freshman
Wheaton, Ill.
MIDDLE HITTER

Redshirted.

2013 SEASON HIGHS

Kills:..... N/A
 Attacks: N/A
 Hitting Percentage: N/A
 Assists: N/A
 Aces: N/A
 Digs: N/A
 Blocks: N/A

CAREER HIGHS

Kills:.....1 vs. Mount Olive (2/3/12)
 Attacks:1 vs. Mount Olive (2/3/12)
 Hitting Percentage: N/A
 Assists: N/A
 Aces: N/A
 Digs: N/A
 Blocks:1 vs. Rutgers-Newark (2/10/12)

2013 SEASON HIGHS

Kills:..... N/A
 Attacks: N/A
 Hitting Percentage: N/A
 Assists: N/A
 Aces: N/A
 Digs: N/A
 Blocks: N/A

CAREER HIGHS

Kills:..... N/A
 Attacks: N/A
 Hitting Percentage: N/A
 Assists: N/A
 Aces: N/A
 Digs: N/A
 Blocks: N/A



Matt
SEIFERT

Redshirt-Freshman
Reading, Pa.

MIDDLE HITTER

EIVA Defensive Player of the Week (2/23) ... Mike Anderson Penn State Player of the Match (2/8) ... pounded nine kills with two blocks vs. UCLA (1/10) ... had seven kills and five blocks at Hawaii (1/11) ... had six kills and three blocks vs. Ohio State (1/12) ... had seven kills on .400 hitting with three blocks vs. Lewis (1/18) ... pounded six kills in nine swings vs. Loyola (1/22) ... had three aces vs. Sacred Heart (1/25) ... had a match-high five blocks vs. Mount Olive (2/2) ... pounded a team-best 10 kills on .769 hitting against Saint Francis (2/8) ... posted seven kills and four blocks at Sacred Heart (2/16) ... led the team with eight blocks vs. Princeton (2/23) ... tied for first on the squad with five blocks vs. George Mason (2/22) ... had nine kills on .429 hitting with eight blocks vs. Princeton (2/23) ... had eight kills on .667 hitting and four blocks at Rutgers-Newark (3/1) ... had six kills in eight errorless swings at NJIT (3/2) ... had 11 kills and three blocks at IPFW (3/9) ... pounded six kills at Ball State (3/10) ... had four kills and three blocks at Saint Francis (3/23).

2013 SEASON HIGHS

Kills: 11 at IPFW (3/9)
 Attacks: 18 at IPFW (3/9)
 Hitting Percentage:769 (10-0-13) vs. Saint Francis (2/8)
 Assists:1 vs. Loyola (1/22)
 Aces: 3 vs. Sacred Heart (1/25)
 Digs:2, 4x, last at IPFW (3/9)
 Blocks:8 vs. Princeton (2/23)

CAREER HIGHS

Kills: 11 at IPFW (3/9/13)
 Attacks: 18 at IPFW (3/9/13)
 Hitting Percentage:769 (10-0-13) vs. Saint Francis (2/8/13)
 Assists: 1 vs. Loyola (1/22/13)
 Aces: 3 vs. Sacred Heart (1/25/13)
 Digs: 2, 4x, last at IPFW (3/9/13)
 Blocks:8 vs. Princeton (2/23/13)