



# 2022 PENN STATE BASEBALL

PENN STATE VS. YOUNGSTOWN STATE | MARCH 22, 2022 | UNIVERSITY PARK, PA.

## 2022 SCHEDULE

Date Opponent Time/Result

### FEBRUARY

18	vs. Monmouth (Cary, N.C.)	L, 1-10
19	vs. LIU (DH) (Cary, N.C.)	W, 14-3/L, 8-11
20	vs. Northeastern (Cary, N.C.)	L, 1-8
25	vs. Maine (Cary, N.C.)	W, 4-3
26	vs. Maine (DH) (Cary, N.C.)	L, 3-5/W, 9-3

### MARCH

4	at #5 Virginia (ACCNX)	L, 1-10
5	at #5 Virginia (ACCNX)	L, 4-10
6	at #5 Virginia (ACCNX)	L, 1-13
8	at VMI (ESPN+)	L, 4-11
11	vs. UMass (Cary, N.C.)	W, 10-6
12	vs. UMass (Cary, N.C.)	L, 4-11
13	vs. UMass (Cary, N.C.)	W, 1-0
15-16	NIAGARA (B1G+)	Canceled
18	MILWAUKEE (B1G+)	W, 6-4
19	MILWAUKEE (B1G+)	W, 4-3
20	MILWAUKEE (B1G+)	L, 0-12
22	YOUNGSTOWN STATE (B1G+)	6 P.M.
25	RUTGERS* (B1G+)	6 P.M.
26	RUTGERS* (BTN)	5 P.M.
27	RUTGERS* (B1G+)	1 P.M.
29	PITTSBURGH (B1G+)	6 P.M.
30	ST. BONAVENTURE (B1G+)	6 P.M.

### APRIL

1	at #22 Maryland* (B1G+)	6:30 p.m.
2	at #22 Maryland* (B1G+)	2 p.m.
3	at #22 Maryland* (B1G+)	1 p.m.
6	BUCKNELL (B1G+)	6 P.M.
8	at Northwestern* (B1G+)	4:30 p.m.
9	at Northwestern* (B1G+)	3 p.m.
10	at Northwestern* (B1G+)	2 p.m.
12	WEST VIRGINIA (B1G+)	6 P.M.
14	PURDUE* (B1G+)	6 P.M.
15	PURDUE* (B1G+)	6 P.M.
16	PURDUE* (B1G+)	1 P.M.
20	MOUNT ST. MARY'S (B1G+)	6 P.M.
22	at Minnesota* (B1G+)	7 p.m.
23	at Minnesota* (B1G+)	3 p.m.
24	at Minnesota* (B1G+)	11 a.m.
26	BUCKNELL (B1G+)	6 P.M.
27	at West Virginia	6:30 p.m.
29	OMAHA (B1G+)	6 P.M.
30	OMAHA (B1G+)	6 P.M.

### MAY

1	OMAHA (B1G+)	1 P.M.
6	MICHIGAN STATE* (B1G+)	6 P.M.
7	MICHIGAN STATE* (B1G+)	1 P.M.
8	MICHIGAN STATE* (B1G+)	1 P.M.
10	at Georgetown (Bowie Baysox Stadium)	6 p.m.
13	at Ohio State* (B1G+)	6:05 p.m.
14	at Ohio State* (B1G+)	3:05 p.m.
15	at Ohio State* (BTN)	1:05 p.m.
17	at Pittsburgh (PNC Park)	6 p.m.
19	ILLINOIS* (B1G+)	6 P.M.
20	ILLINOIS* (B1G+)	6 P.M.
21	ILLINOIS* (B1G+, Senior Day)	1 P.M.
25-29	Big Ten Tournament (Omaha, Neb.)	TBA

## STRATEGIC COMMUNICATIONS

Primary Contact.....Paul Marboe  
 Office Phone.....814-865-1757  
 Cell Phone.....814-777-7604  
 Email.....prm5118@psu.edu



## PENN STATE NITTANY LIONS

(7-10, 0-0 BIG TEN)

vs.

## YOUNGSTOWN STATE PENGUINS

(8-11, 2-1 HORIZON)



GOPSUSPORTS.COM | @PENNSTATEBASE | MEDLAR FIELD AT LUBRANO PARK

B1G+ | RADIO: ESPN Radio 103.7/1450 (Brian Tripp)

ONLINE | Links to live video, live audio and live stats available at GoPSUSports.com

## LEADING OFF

- Penn State hosts Youngstown State for a non-conference matchup on Tuesday.
- The Nittany Lions are 8-2 all-time against the Penguins, including five straight wins.
- Penn State is coming off a series win over Milwaukee.
- The Nittany Lions won Friday's game, 6-4, led by Matt Wood's three-for-three day at the plate, including a two-run triple. Tyler Shingledecker and Jaden Henline combined for 4.1 scoreless innings in relief.
- Penn State earned a 4-3 victory on Saturday with another strong performance by the bullpen, getting 5.2 scoreless innings from Jordan Morales and Steven Miller.
- Matt Wood owns team highs in batting average (.345), hits (20), runs (16), homers (4), RBI (14) and walks (12).
- Cole Bartels is riding a 16-game hit streak and has a .303 batting average.
- Josh Spiegel is hitting .500 over PSU's last five games and has raised his season average to .322.
- On the mound, Tyler Shingledecker leads Penn State with eight appearances and three wins this season.
- Jaden Henline ranks third in the Big Ten with three saves.

## PROJECTED STARTER



Kellan Tulio  
 LHP | Jr. | 6-2 | 215  
 Emmaus, Pa.  
 3 Appearances/3 Starts  
 1-1, 4.38 ERA, 11K/7BB

## LINEUP (MOST STARTS BY POSITION)

No.	Name	Pos.	B/T	Ht./Wt.	Yr.	AVG	HR	RBI
14	Matt Wood	C	L/R	5-10/190	Jr.	.345	4	14
41	Josh Spiegel	1B	R/R	6-3/206	R-Jr.	.322	1	7
2	Kyle Hannon	2B	L/R	5-10/194	So.	.288	0	6
1	Jay Harry	SS	L/R	6-0/195	So.	.269	1	7
7	C.J. Pittaro	3B	L/R	6-1/195	So.	.160	0	3
3	Cole Bartels	LF	R/R	6-3/195	Gr.	.303	0	6
35	Billy Gerlott	CF	R/R	6-1/195	So.	.276	0	8
13	Tayven Kelley	RF	R/R	6-3/200	Jr.	.186	0	6
30	Anthony Steele	DH	L/L	6-4/225	Fr.	.256	1	4

# PAGE 2 | PENN STATE VS. YOUNGSTOWN STATE

No.	Name	Pos.	B/T	Yr.	Ht.	Wt.	Hometown/High School/Last School
1	Jay Harry	IF	L/R	So.	6-0	195	Metuchen, N.J./Metuchen
2	Kyle Hannon	IF/OF	L/R	So.	5-10	194	Harrisburg, Pa. / Red Land
3	Cole Bartels	OF/IF	R/R	Gr.	6-3	195	Belmont, Mass. / Belmont
4	Tyson Cooper	C/IF	S/R	R-So.	5-9	200	State College, Pa. / State College Area
5	Carson Ertter	OF	L/L	Jr.	5-10	175	Ebensburg, Pa. / Bishop Carroll Catholic
6	Joe Nastasi	RHP	R/R	So.	6-0	217	State College, Pa. / State College
7	C.J. Pittaro	IF	L/R	So.	6-1	195	Hamilton, N.J. / Steinert / Vanderbilt
8	Patrick DeMarco	RHP	R/R	Fr.	6-1	200	Los Angeles, Calif. / Marantha
9	Connor Throneberry	IF/RHP	R/R	Fr.	6-6	230	St. Louis, Mo. / Marquette Senior
10	Tanner Folds	LHP	R/L	Fr.	6-1	195	Calhoun, Ga. / Sonoraville
11	Chad Rogers	RHP	R/R	So.	6-5	220	Mentor, Ohio/Mentor
12	Kellan Tulio	LHP	L/L	Jr.	6-2	215	Emmaus, Pa. / Emmaus / Louisville
13	Tayven Kelley	OF	R/R	Jr.	6-3	200	Boiling Springs, Pa. / Boiling Springs
14	Matt Wood	C	L/R	Jr.	5-10	190	Gibsonia, Pa. / Pine Richland
15	Brenden Franks	IF/RHP	R/R	Jr.	6-3	205	State College, Pa. / State College
17	Seneca Gregory	RHP	R/R	Fr.	6-4	225	Stafford, Va. / Mountain View
18	Mason Mellott	RHP	R/R	Gr.	6-0	205	State College, Pa. / State College Area
19	Derek Cease	RHP/IF	R/R	Fr.	5-8	150	Plymouth, Pa. / Greater Nanticoke Area
20	Blaise Sclafani	RHP	R/R	Sr.	6-6	200	Souderton, Pa. / Souderton / UMass Lowell
21	Steven Miller	RHP	R/R	Sr.	6-1	190	Pittsburgh, Pa. / North Hills
22	Johnny Piacentino	OF	R/R	Jr.	5-11	185	Cherry Hill, N.J. / Bishop Eustace Prep
23	Jake Cooper	IF	R/R	Fr.	5-9	195	State College, Pa. / State College Area
24	Jaden Henline	RHP	L/R	So.	6-2	195	New Cumberland, Pa. / Red Land
25	Chase Renner	RHP	R/R	Fr.	6-4	190	Alburtis, Pa. / Brandywine Heights
27	Tommy Molsky	RHP	R/R	Fr.	6-1	160	Dillsburg, Pa. / Northern York County
28	Hutch Gagnon	LHP	L/L	Sr.	6-3	220	Downingtown, Pa. / Downingtown East
29	Carson Kohls	RHP	R/R	So.	6-0	195	Sacramento, Calif. / El Camino
30	Anthony Steele	1B/LHP/OF/L	L	Fr.	6-4	225	Shelton, Conn. / Shelton
31	Ryan Partridge	LHP	R/L	Jr.	6-3	215	Wexford, Pa. / North Allegheny
33	Travis Luensmann	RHP	R/R	So.	6-6	234	Altoona, Pa. / Bellewood-Antis / South Carolina
34	Richie Paltridge	LHP/1B/OF/L	L	So.	6-3	194	Montgomery, N.Y. / John S. Burke Catholic
35	Billy Gerlott	OF/IF	R/R	So.	6-1	195	Auburn, Pa. / Blue Mountain
36	Tyler Shingledecker	LHP	R/L	Sr.	6-3	185	Huntersville, N.C. / Hough
37	Jordan Morales	LHP	R/L	Jr.	5-9	175	Souderton, Pa. / Souderton / LaSalle
40	Ben Kailher	IF	R/R	Jr.	5-8	160	Rumford, R.I. / Providence Country Day
41	Josh Spiegel	C/1B	R/R	R-Jr.	6-3	206	Jennette, Pa. / Penn Trafford / Oklahoma State
44	Devin Fletcher	RHP	R/R	Fr.	6-8	215	Bethlehem, Pa. / Liberty
46	Noah Burke	OF	L/R	Fr.	6-0	192	Pittsburgh, Pa. / Canon McMillan
49	Ben DeMell	RHP/IF	L/R	Fr.	6-5	205	Concord, Ohio / Gilmour Academy

## ALPHABETICAL ROSTER

- 3 Cole Bartels
- 46 Noah Burke
- 19 Derek Cease
- 23 Jake Cooper
- 4 Tyson Cooper
- 8 Patrick DeMarco
- 49 Ben DeMell
- 5 Carson Ertter
- 44 Devin Fletcher
- 10 Tanner Folds
- 15 Brenden Franks
- 28 Hutch Gagnon
- 35 Billy Gerlott
- 17 Seneca Gregory
- 2 Kyle Hannon
- 1 Jay Harry
- 24 Jaden Henline
- 40 Ben Kailher
- 29 Carson Kohls
- 33 Travis Luensmann
- 18 Mason Mellott
- 21 Steven Miller
- 27 Tommy Molsky
- 37 Jordan Morales
- 6 Joe Nastasi
- 34 Richie Paltridge
- 31 Ryan Partridge
- 22 Johnny Piacentino
- 7 C.J. Pittaro
- 25 Chase Renner
- 11 Chad Rogers
- 20 Blaise Sclafani
- 36 Tyler Shingledecker
- 41 Josh Spiegel
- 30 Anthony Steele
- 9 Connor Throneberry
- 12 Kellan Tulio
- 14 Matt Wood

## PRONUNCIATION GUIDE

19	Derek <b>Cease</b>	See-ce
40	Ben <b>Kailher</b>	Kal-er
33	Travis <b>Luensmann</b>	Lunns-min
18	Mason <b>Mellott</b>	MEL-lot
22	Johnny <b>Piacentino</b>	Pea-ess-en-tee-no
7	C.J. <b>Pittaro</b>	Pi-TAR-o
41	Josh <b>Spiegel</b>	Spee-gol
12	Kellan <b>Tulio</b>	TOO-lee-oh

## ROSTER BREAKDOWN BY STATE

California - 2	New York - 1
Connecticut - 1	North Carolina - 1
Georgia - 1	Ohio - 2
Massachusetts - 1	Pennsylvania - 25
Missouri - 1	Rhode Island - 1
New Jersey - 3	Virginia - 1

## ROSTER BREAKDOWN BY ELIGIBILITY

- Freshmen - 12
- Sophomores - 11
- Juniors - 10
- Seniors/Graduates - 6

## ROSTER BREAKDOWN BY POSITION

- Catchers - 3
- Left-Handed Pitchers - 8
- Infielders - 14
- Right-Handed Pitchers - 17
- Outfielders - 9

**PENN STATE QUICK FACTS**

**GENERAL INFORMATION**

Location ..... University Park, Pa.  
 Founded ..... 1855  
 Enrollment ..... 47,559  
 Colors ..... Blue and White  
 Conference ..... Big Ten  
 Nickname ..... Nittany Lions  
 President ..... Eric J. Barron  
 Director of Athletics ..... Sandy Barbour

**TEAM INFORMATION**

2021 Record ..... 18-24  
 2021 Big Ten Record/Finish ..... 18-24/9th  
 Postseason ..... None  
 All-Time Record (Years) ..... 2,086-1,532-21 (133)  
 All-Time Big Ten Record (Years) ..... 322-415 (30)  
 NCAA Tournament Appearances ..... 19  
 NCAA Tournament Record ..... 25-24  
 NCAA Super Regional Appearances ..... 1  
 College World Series Appearances ..... 5  
 (1952, 1957, 1959, 1963, 1973)  
 Best CWS Finish ..... Second (1957)  
 Last NCAA Tournament Appearance ..... 2000

**BASEBALL STAFF**

Head Coach ..... Rob Cooper  
 PSU Record (Years) ..... 154-226 (8)  
 Career Record (Years) ..... 440-456 (16)  
 Assistant Coaches ..... Josh Newman  
 .....(Pitching)  
 ..... Sean Moore (Hitting)  
 Volunteer Asst. Coach ..... Dallas Burke  
 .....(Hitting/Catchers)  
 Dir. of Operations/Player Development...  
 .....Jake Stone  
 Athletic Trainer .....Rebecca Barta

**STADIUM INFORMATION**

Home Stadium ... Medlar Field at Lubrano Park  
 First Season ..... 2007  
 Capacity ..... 5,406  
 Press Box Phone ..... (814) 441-9145

**MEDIA RELATIONS INFORMATION**

Baseball Contact ..... Paul Marboe  
 Cell Phone ..... (814) 206-6338  
 Email ..... prm5118@psu.edu  
 Website ..... GoPSUsports.com  
 Twitter ..... @PennStateBASE  
 Instagram ..... @PennStateBASE  
 Facebook Page ..... facebook.com/  
 pennstatebaseball

**Wood Off To Strong Start**

- Through 17 games, junior Matt Wood is batting .345 with four doubles, four homers, 14 RBI and 16 runs.
- Wood has seven multi-hit games and four multi-RBI games this season.
- He went 3-for-3 with a two-run triple in PSU's series opener vs. Milwaukee (3/18).
- Wood began the 2022 campaign going 6-for-14 (.429) at the plate with two doubles and three homers on opening weekend. He drove in seven RBI and scored eight runs.
- Wood went 3-for-4 with four RBI and four runs while crushing two homers and a double in game one against LIU. He added a homer against Northeastern.
- The junior was named Big Ten Player of the Week on March 2 after going 5-for-11 (.454) at the plate with two RBI and four runs against Maine.
- In D1baseball's preseason rankings, Wood was tabbed as the top catcher in the Big Ten and the 16th-best catcher in the country.
- Wood returned to the squad after receiving Second Team All-Big Ten honors in 2021.

**Spiegel Finding Success At The Plate**

- Junior Josh Spiegel has been hot at the plate over Penn State's last five games, going 8-of-16.
- Spiegel is riding a current seven-game hit streak.
- On the season, Spiegel has seven multi-hit games.
- The junior was 8-for-14 (.571) vs. VMI (3/8) and UMass (3/11-13) with two doubles and a homer. He had two hits in each game.

**Hannon Winning Against Lefty Pitchers**

- Sophomore Kyle Hannon had a strong weekend against Virginia (3/4-6), going seven-for-eight at the plate, to earn Big Ten Player of the Week honors. Hannon notched three doubles and reached base in 11-of-12 plate appearances.
- In lefty-vs.-lefty matchups, Hannon went six-for-six at the plate.
- Hannon owns four multi-hit games and two multi-RBI games in 2022.
- A lefty hitter, Hannon has excelled against left-handed pitching this season, going 11-for-24 for a .458 average. He's also batting .368 with runners in scoring position.

**Pitching Staff Features Balanced Mix Of Veterans And Youth**

- Mason Mellott, graduating in August 2021 with a bachelor's degree in Kinesiology, ranks fourth all-time at Penn State with 13 saves and sixth with 72 appearances. Mellott is on the NCWBA Stopper of the Year Watch List.
- Mellott threw five scoreless innings to lead Penn State to a 1-0 shutout win over UMass (3/13), allowing just one hit and one walk.
- Sophomore Travis Luensmann has recorded 32 strikeouts in his first five starts. Luensmann joined the Nittany Lions after transferring from South Carolina.
- Luensmann struck out eight in six innings against Maine (2/25).
- The Altoona native ranked as the No. 2 pitcher in Pennsylvania in the 2020 class by Perfect Game.
- Junior Kellan Tulio pitched the last two seasons at Louisville before transferring to Penn State. Tulio was ranked as the top pitcher in Pennsylvania in the 2019 class.
- Against Maine (2/26), Tulio threw six innings, allowing one run, and striking out five.
- The junior has struck out 11 batters in three starts.
- Freshman Tommy Molsky made his Penn State debut on February 20 vs. Northeastern and threw six innings. Molsky has 22 strikeouts in five starts, including a career high-tying six vs. UMass (3/12).
- Sophomore Jaden Henline has struck out 20 batters in 14.2 relief innings, while sitting third in the Big Ten with two saves.
- Tyler Shingledecker leads the team with eighth appearances and three wins. He's held opponents scoreless in seven of his eight outings.
- Penn State is challenged with replacing a 2021 rotation that featured three MLB draft selections in Conor Larkin (9th round, Toronto Blue Jays), Kyle Virbitsky (17th round, Oakland A's) and Bailey Dees (18th round, New York Yankees).
- The Nittany Lions were one of only four Division I schools to have all three members of their starting rotation selected. Penn State has eight pitchers who have been drafted since 2016.

**Bartels, Gerlott Bring Consistent Approach To Lead Outfield**

- Graduate student Cole Bartels and sophomore Billy Gerlott have been consistent presences in Penn State’s lineup this season.
- Bartels is batting .303 and is tied with Matt Wood for a team-high 20 hits, including two doubles. He also has two steals.
- He is currently riding a 16-game hitting streak, beginning against LIU (2/19) and has reached base in all 17 games.
- Bartels is hitting .429 with runners in scoring position.
- Bartels was 5-of-12 at the plate against Virginia for a .417 average.
- Gerlott is batting .276 with 16 hits, including four doubles, and eight RBI. He’s tied second on the team in RBI.
- Gerlott is hitting .412 with runners in scoring position.
- Fellow outfielder Johnny Piacentino went three-for-five with a double and two RBI in the series opener against UMass (3/11).
- The junior put up impressive power numbers in 2021 with a team-high 15 doubles and eight homers. He drove in 32 RBI and scored 30 runs, both team bests.
- Piacentino ranked third in the Big Ten in doubles and was a major factor in Penn State leading the conference in doubles as a team with 93. PSU held 11th in the nation averaging 2.21 doubles per game.
- Piacentino was ranked among D1baseball’s Top 150 outfielders in their preseason rankings.

**THE OPPOSITION**

**Scouting Youngstown State**

- Youngstown State is led by Dan Bertolini in his sixth season.
- Bertolini guided the Penguins to a 32-24 mark in 2021.
- YSU is 8-11 this season and coming off a series win over Purdue-Fort Wayne last weekend.
- Seth Lucero went 8-for-16 at the plate over the weekend with a double, a triple and four RBI.
- Braden O’Shaughnessy is hitting .333 with a team-high 24 hits, four doubles, three homers and 15 RBI.
- Lucero is also hitting .333 with 19 hits, including five extra-base hits.
- The Penguins have a team ERA of 4.32 and an opponent batting average of .237.

**Against The Penguins**

- Penn State meets Youngstown State for the 11th time in the series.
- The Nittany Lions are 8-2 all-time against the Penguins.
- The blue and white have a 12-5 all-time record against current members of the Horizon League.
- Penn State won the last matchup, 16-15, in 2019. The Nittany Lions scored 10 runs in the second inning.

**BY THE NUMBERS**

	<b>Penn State</b>	<b>Youngstown State</b>
Batting Average	.257	.221
Slugging Percentage	.345	.328
On-Base Percentage	.341	.325
Runs Scored	75	84
Hits	145	132
Doubles	23	21
Triples	3	2
Home Runs	7	13
Stolen Bases-Attempts	9-15	14-27
ERA	5.50	4.32
Strikeouts	161	154
Opponent Batting Average	.254	.237
Fielding Percentage	.950	.963
Errors	32	24

**INSIDE THE SERIES**

Overall:	Penn State Leads, 8-2	
Last Meeting:	W, 16-15; April 9, 2019	
Current Streak:	W, 5	
At Home:	7-1	
At Youngstown State:	1-1	
Neutral Site:	0-0	
<b>Last Five Meetings:</b>		
4/9/19	H	W, 16-15
3/29/16	H	W, 6-1
4/1/14	H	W, 15-2
4/23/08	H	W, 5-4 (13)
4/6/91	H	W, 6-4

**STARTING LINEUPS**

<b>OPPONENT</b>	<b>C</b>	<b>1B</b>	<b>2B</b>	<b>3B</b>	<b>SS</b>	<b>LF</b>	<b>CF</b>	<b>RF</b>	<b>DH</b>	<b>SP</b>
vs. Monmouth (2/18)	Wood	Spiegel	Hannon	Pittaro	Harry	Bartels	Piacentino	Kelley	Gerlott	Luensmann
vs. LIU (2/19, 1)	Wood	Spiegel	Hannon	Pittaro	Harry	Bartels	Gerlott	Kelley	Piacentino	Tulio
vs. LIU (2/19, 2)	Spiegel	Bartels	Hannon	Pittaro	Harry	Gerlott	Piacentino	Kelley	Wood	Mellott
vs. Northeastern (2/20)	Wood	Spiegel	Hannon	Pittaro	Harry	Bartels	Gerlott	Kelley	Steele	Molsky
vs. Maine (2/25)	Wood	Spiegel	Hannon	Pittaro	Harry	Bartels	Gerlott	Kelley	Steele	Luensmann
vs. Maine (2/26, 1)	Wood	Spiegel	Hannon	J. Cooper	Harry	Bartels	Gerlott	Kelley	Steele	Tulio
vs. Maine (2/26, 2)	Spiegel	Steele	Hannon	J. Cooper	Harry	Bartels	Gerlott	Kelley	Wood	Molsky
at Virginia (3/4)	Wood	Spiegel	Hannon	J. Cooper	Harry	Bartels	Gerlott	Kelley	Steele	Luensmann
at Virginia (3/5)	Wood	Spiegel	Hannon	J. Cooper	Harry	Bartels	Gerlott	Kelley	Steele	Tulio
at Virginia (3/6)	Wood	Spiegel	Cease	Hannon	Harry	Bartels	Gerlott	Kelley	Steele	Molsky
at VMI (3/8)	Spiegel	Steele	Cease	Hannon	Harry	Bartels	Gerlott	Kelley	Wood	Mellott
vs. UMass (3/11)	Wood	Spiegel	Hannon	Pittaro	Harry	Bartels	Piacentino	Gerlott	Steele	Luensmann
vs. UMass (3/12)	Wood	Steele	Hannon	Pittaro	Harry	Bartels	Gerlott	Kelley	Spiegel	Molsky
vs. UMass (3/13)	Wood	Spiegel	Kailher	Hannon	Harry	Bartels	Gerlott	Kelley	T. Cooper	Mellott
Milwaukee (3/18)	Wood	Bartels	Kailher	Hannon	Harry	Kelley	Piacentino	Gerlott	Spiegel	Luensmann
Milwaukee (3/19)	Wood	Bartels	Kailher	Hannon	Harry	Kelley	Piacentino	Gerlott	Spiegel	Molsky
Milwaukee (3/20)	Wood	Spiegel	Kailher	Hannon	Harry	Bartels	Gerlott	Kelley	Steele	Mellott

**BATTING ORDER**

<b>OPPONENT</b>	<b>1</b>	<b>2</b>	<b>3</b>	<b>4</b>	<b>5</b>	<b>6</b>	<b>7</b>	<b>8</b>	<b>9</b>
vs. Monmouth (2/18)	Bartels	Wood	Piacentino	Spiegel	Harry	Kelley	Hannon	Gerlott	Pittaro
vs. LIU (2/19, 1)	Bartels	Wood	Piacentino	Spiegel	Harry	Kelley	Hanon	Gerlott	Pittaro
vs. LIU (2/19, 2)	Bartels	Wood	Piacentino	Spiegel	Harry	Kelley	Hannon	Gerlott	Pittaro
vs. Northeastern (2/20)	Bartels	Wood	Spiegel	Harry	Kelley	Hannon	Gerlott	Steele	Pittaro
vs. Maine (2/25)	Harry	Bartels	Wood	Spiegel	Hannon	Kelley	Steele	Gerlott	Pittaro
vs. Maine (2/26, 1)	Harry	Wood	Bartels	Spiegel	Steele	Gerlott	Kelley	Hannon	J. Cooper
vs. Maine (2/26, 2)	Harry	Bartels	Wood	Spiegel	Hannon	Kelley	Steele	Gerlott	J. Cooper
at Virginia (3/4)	Harry	Bartels	Wood	Spiegel	Hannon	Gerlott	Kelley	Steele	J. Cooper
at Virginia (3/5)	Harry	Bartels	Wood	Spiegel	Hannon	Gerlott	Kelley	Steele	J. Cooper
at Virginia (3/6)	Harry	Bartels	Wood	Gerlott	Hannon	Kelley	Steele	Spiegel	Cease
at VMI (3/8)	Harry	Bartels	Wood	Gerlott	Hannon	Kelley	Steele	Spiegel	Cease
vs. UMass (3/11)	Hannon	Bartels	Wood	Gerlott	Harry	Piacentino	Steele	Spiegel	Pittaro
vs. UMass (3/12)	Hannon	Bartels	Wood	Gerlott	Harry	Spiegel	Steele	Kelley	Pittaro
vs. UMass (3/13)	Bartels	Wood	Gerlott	Spiegel	Hannon	Harry	Kelley	Cooper	Kailher
Milwaukee (3/18)	Harry	Wood	Piacentino	Spiegel	Hannon	Bartels	Gerlott	Kelley	Kailher
Milwaukee (3/19)	Harry	Wood	Piacentino	Bartels	Gerlott	Hannon	Spiegel	Kelley	Kailher
Milwaukee (3/20)	Bartels	Harry	Wood	Steele	Gerlott	Hannon	Spiegel	Kelley	Kailher

NATIONAL POLLS

AWARDS/HONORS

D1Baseball (3/21)

Rank	Team	Record	Prev.
1.	Ole Miss	15-4	1
2.	Texas	17-5	2
3.	Arkansas	16-3	3
4.	Vanderbilt	17-2	4
5.	Tennessee	19-1	7
6.	Oregon State	14-4	5
7.	Florida State	13-6	8
8.	Florida	15-5	9
9.	Oklahoma State	14-6	11
<b>10.</b>	<b>Virginia</b>	<b>19-1</b>	<b>19</b>
11.	Arizona	15-4	16
12.	Notre Dame	12-4	6
13.	North Carolina	17-3	15
14.	Georgia Tech	15-5	10
15.	Liberty	14-4	14
16.	Texas Tech	17-4	17
17.	Georgia	16-4	20
18.	Louisville	16-4	NR
19.	TCU	14-5	21
20.	Texas State	18-3	22
21.	LSU	15-5	13
<b>22.</b>	<b>Maryland</b>	<b>16-3</b>	<b>24</b>
23.	Gonzaga	14-4	25
24.	Clemson	15-4	18
25.	UConn	14-3	NR

**Kyle Hannon**

Big Ten Player of the Week (3/9)

**Travis Luensmann**

Big Ten Player To Watch

**Mason Mellott**

NCBWA Stopper Of The Year Watch List

**Johnny Piacentino**

Big Ten Player To Watch

**Matt Wood**

Buster Posey Award Watch List  
Big Ten Player of the Week (3/2)  
Big Ten Player To Watch

Baseball America (3/21)

Rank	Team	Record	Prev.
1.	Ole Miss	15-4	2
2.	Oregon State	14-4	3
3.	Texas	17-5	4
<b>4.</b>	<b>Virginia</b>	<b>19-1</b>	<b>5</b>
5.	Vanderbilt	17-2	6
6.	Arkansas	16-3	7
7.	Tennessee	19-1	9
8.	Florida State	13-6	10
9.	Florida	15-5	13
10.	Oklahoma State	14-6	11
11.	Notre Dame	12-4	1
12.	Arizona	15-4	17
13.	Liberty	14-4	12
14.	North Carolina	17-3	19
15.	Louisville	16-4	NR
16.	Georgia Tech	15-5	14
17.	Georgia	16-4	18
18.	Stanford	9-7	10
19.	Gonzaga	14-4	20
20.	Clemson	15-4	15
<b>21.</b>	<b>Maryland</b>	<b>16-3</b>	<b>22</b>
22.	Texas State	18-3	NR
23.	Texas Tech	17-4	NR
24.	Miami	13-6	NR
25.	Old Dominion	16-2	24

NCBWA (3/21)

Rank	Team	Record	Prev.
1.	Vanderbilt	17-2	1
2.	Arkansas	16-3	4
3.	Tennessee	19-1	7
4.	Texas	17-5	3
5.	Ole Miss	15-4	2
6.	Oregon State	14-4	5
7.	Florida	15-5	10
<b>8.</b>	<b>Virginia</b>	<b>19-1</b>	<b>16</b>
9.	Arizona	15-4	14
10.	Florida State	13-6	13
11.	Texas Tech	17-4	12
12.	Georgia Tech	15-5	8
13.	North Carolina	17-3	15
14.	Oklahoma State	14-6	18
15.	Notre Dame	12-4	5
16.	LSU	15-5	9
17.	Georgia	16-4	19
18.	Liberty	14-4	17
19.	Stanford	9-7	11
20.	TCU	14-5	21
21.	Texas State	18-3	26
<b>22.</b>	<b>Maryland</b>	<b>16-3</b>	<b>22</b>
23.	Gonzaga	14-4	24
24.	Louisville	16-4	NR
25.	Old Dominion	16-2	25
26.	Clemson	15-4	20
27.	UConn	14-3	30
28.	Wake Forest	16-4	NR
29.	Miami	13-6	27
30.	Mississippi State	12-9	23

**MULTI-HIT/RBI GAMES/STREAKS**

Multiple Hit Games	2	3	4	5+	Total
41 Spiegel, Josh	7	-	-	-	7
14 Wood, Matt	5	2	-	-	7
1 Harry, Jay	6	-	-	-	6
3 Bartels, Cole	4	-	-	-	4
35 Gerlott, Billy	4	-	-	-	4
2 Hannon, Kyle	3	1	-	-	4
13 Kelley, Tayven	3	-	-	-	3
30 Steele, Anthony	1	1	-	-	2
22 Piacentino, Johnny	-	1	-	-	1
TEAM	33	5	0	0	38

Multiple RBI Games	2	3	4	5+	Total
14 Wood, Matt	3	-	1	-	4
13 Kelley, Tayven	2	-	-	-	2
2 Hannon, Kyle	2	-	-	-	2
3 Bartels, Cole	1	-	-	-	1
1 Harry, Jay	1	-	-	-	1
7 Pittaro, C.J.	-	1	-	-	1
41 Spiegel, Josh	-	1	-	-	1
22 Piacentino, Johnny	1	-	-	-	1
30 Steele, Anthony	-	1	-	-	1
35 Gerlott, Billy	1	-	-	-	1
TEAM	11	3	1	0	15

Hitting Streaks	Longest	Current
3 Bartels, Cole	16	16
14 Wood, Matt	8	-
1 Harry, Jay	7	-
41 Spiegel, Josh	7	7
35 Gerlott, Billy	7	1
2 Hannon, Kyle	6	-
13 Kelley, Tayven	3	-
7 Pittaro, C.J.	2	-
30 Steele, Anthony	2	2
22 Piacentino, Johnny	2	-
19 Cease, Derek	1	-
40 Kailher, Ben	1	-
9 Throneberry, Conno	1	1

Reached Base Streaks	Longest	Current
3 Bartels, Cole	17	17
35 Gerlott, Billy	13	13
41 Spiegel, Josh	8	8
14 Wood, Matt	8	-
1 Harry, Jay	7	-
2 Hannon, Kyle	7	-
30 Steele, Anthony	6	6
13 Kelley, Tayven	3	-
22 Piacentino, Johnny	2	-
40 Kailher, Ben	2	-
7 Pittaro, C.J.	2	-
15 Franks, Brendan	1	-
19 Cease, Derek	1	-
46 Burke, Noah	1	-
9 Throneberry, Conno	1	1

**BIG TEN STANDINGS  
(Through 3/20)**

	Big Ten		Overall	
	W-L	Pct.	W-L	Pct.
Purdue	0-0	.000	17-1	.944
Maryland	0-0	.000	16-3	.842
Rutgers	0-0	.000	13-5	.722
Michigan State	0-0	.000	10-7	.588
Michigan	0-0	.000	11-8	.579
Iowa	0-0	.000	9-8	.529
Nebraska	0-0	.000	8-11	.421
Illinois	0-0	.000	7-10	.412
Ohio State	0-0	.000	7-10	.412
<b>Penn State</b>	<b>0-0</b>	<b>.000</b>	<b>7-10</b>	<b>.412</b>
Indiana	0-0	.000	8-12	.400
Northwestern	0-0	.000	6-10	.375
Minnesota	0-0	.000	5-15	.250



**This Week Around the BIG**

**March 21-24**

**Illinois:**

vs. Bradley

**Indiana:**

vs. Indiana State

**Iowa:**

vs. St. Thomas, vs. Grand View

**Maryland:**

at UMBC

**Michigan:**

at Xavier

**Michigan State:**

vs. Purdue-Fort Wayne

**Minnesota:**

No games

**Nebraska:**

vs. South Dakota State

**Northwestern:**

at Notre Dame

**Ohio State:**

vs. Wright State

**Penn State:**

vs. Youngstown State

**Purdue:**

vs. Northern Illinois

**Rutgers:**

vs. Rider

**NITTANY LIONS IN PROS**

2021 Level	Years at PSU	2021 Team	Organization
<b>TRIPLE-A</b>			
Jim Haley, 3B	2014-16	Durham	Tampa Bay Rays
<b>DOUBLE-A</b>			
Jack Anderson, P	2013-16	Arkansas	Seattle Mariners
Justin Hagenman, P	2016-18	Tulsa	Los Angeles Dodgers
Taylor Lehman, P	2015-18	Reading	Philadelphia Phillies
Eric Mock, P	2016-19	Akron	Cleveland Guardians
<b>HIGH-A</b>			
Dante Biasi, P	2017-18	Quad Cities	Kansas City Royals
Sal Biasi, P	2015-18	Winston-Salem	Chicago White Sox
Kyle Virbitsky, P	2018-21	Lansing	Oakland A's
<b>LOW-A</b>			
Justin Williams, 3B	2019-21	Fayetteville	Houston Astros
<b>Rookie</b>			
Bailey Dees, P	2018-21	Rookie	New York Yankees
Conor Larkin, P	2018-21	Rookie	Toronto Blue Jays



**THE LAST TIME...**

**A Penn State Team**

Won 10 or more consecutive games.....April 14-30, 2000  
 Scored 10 or more runs in a game.....10, vs. UMass; March 11, 2022  
 Scored 20 or more runs in a game .....27, Michigan State; May 1, 2021  
 Had a 10+ run inning..... 10 (1st), Michigan State; May 1, 2021  
 Did not strikeout.....vs. Niagara; March 18, 2016  
 Turned a triple play.....8th inning, Michigan State; May 16, 2014  
 Shut out an opponent.....vs. UMass (1-0); March 13, 2022  
 Shut out consecutive opponents.....vs. Monmouth (1-0); February 15, 2019/vs. Monmouth (7-0), February 16, 2019  
 Was shut out at home.....Milwaukee (12-0); March 20, 2022  
 Was shut out on the road ..... at Illinois (9-0); May 21, 2021  
 Was shut out in consecutive games..... at Delaware (5-0); March 18, 2017/Delaware (8-0); March 19, 2017  
 Swept a three-game series at home .....Michigan State; April 30-May 2, 2021  
 Swept a three-game series on the road.....at Northwestern; April 15-17, 2016  
 Swept a three-game conference series at home.....Michigan State; April 30-May 2, 2021  
 Swept a three-game conference series on the road.....at Northwestern; April 15-17, 2016  
 Beat a ranked opponent ..... #18 Michigan (3-2); March 26, 2021  
 Beat a Top-5 ranked opponent.....at #1 North Carolina (3-2); March 3, 2007  
 Won a series against a ranked opponent.....#16 Michigan (four games); April 12-13, 2007  
 Played an extra-inning game.....Michigan (L, 6-8, 10); March 28, 2021  
 Played a 12+ inning game .....Iowa (W, 5-4, 12); May 20, 2016  
 Played a 15+ inning game ..... Illinois (L, 4-2, 15); April 25, 2015

**A Penn State Player**

Hit two home runs in a game.....Matt Wood (2), vs. LIU; February 19, 2022  
 Hit three home runs in a game.....Johnny Piacentino (3), vs. Northwestern; March 7, 2021  
 Led off game with a home run.....Gavin Homer, at Rutgers; April 4, 2021  
 Hit a grand slam.....Justin Williams, Rutgers, May 17, 2021  
 Hit back-to-back homers.....Gavin Homer/Jordan Bowersox (7th), UCF; March 10, 2019  
 Hit a walk-off home run.....Curtis Robison, Wagner; February 23, 2020  
 Hit a pinch-hit home run.....Shea Sbranti, at Illinois; April 21, 2019  
 Hit an inside-the-park home run.....Kris Kremer, Pittsburgh; April 10, 2019  
 Had five or more RBI in a game.....Curtis Robison (5), at Illinois; May 23, 2021  
 Had seven or more RBI in a game.....Aaron Novak (8), at Charleston Southern; March 8, 2015  
 Had four hits in a game.....Johnny Piacentino (5), Michigan State; May 1, 2021  
 Had five hits in a game.....Johnny Piacentino (5), Michigan State; May 1, 2021  
 Had two hits in an inning.....Johnny Piacentino, Michigan State (1st); May 1, 2021  
 Stole three or more bases.....Greg Guers, Bucknell; April 19, 2016  
 Had a 10-game hit streak.....Cole Bartels (16); February 19-March 20, 2022\*  
 Had a 20-game hit streak.....Mike DeRenzo (23); 2002

Had 10 or more strikeouts.....Kyle Virbitsky (12), vs. Minnesota; May 29, 2021  
 Pitched a complete game.....Dante Biasi (7IP), Xavier; May 11, 2018  
 Pitched a nine-inning complete game.....Greg Welsh, Michigan State; May 17, 2013  
 Pitched a combined nine-inning shutout....Mason Mellott/Tyler Shingledecker/Jaden Henline, vs. UMass; March 13, 2022  
 Pitched an individual nine-inning shutout.....Greg Welsh, Michigan State; May 17, 2013  
 Pitched a no-hitter.....Steven Hill, at Iowa; April 21, 2012

\*Active streak

HITTING CAREER HIGHS



#3 COLE BARTELS

Career Bests

Hits	2	9x, last vs. UMass	3/11/22
Runs	2	5x, last vs. UMass	3/11/22
Doubles	1	8x, last at Virginia	3/6/22
Triples	1	vs. Rutgers	5/17/21
Home Runs	1	at Illinois	5/23/21
RBI	3	at Illinois	5/23/21
Walks	2	3x, last vs. Minnesota	5/29/21
Stolen Bases	2	vs. Michigan State	5/2/21



#46 NOAH BURKE

Career Bests

Hits	n/a
Runs	n/a
Doubles	n/a
Triples	n/a
Home Runs	n/a
RBI	n/a
Walks	n/a
Stolen Bases	n/a



#19 DEREK CEASE

Career Bests

Hits	1	at VMI	3/8/22
Runs	1	at VMI	3/8/22
Doubles	1	at VMI	3/8/22
Triples	n/a		
Home Runs	n/a		
RBI	n/a		
Walks	1	vs. LIU	2/19/22
Stolen Bases	n/a		



#23 JAKE COOPER

Career Bests


Hits	n/a
Runs	n/a
Doubles	n/a
Triples	n/a
Home Runs	n/a
RBI	n/a
Walks	n/a
Stolen Bases	n/a



#4 TYSON COOPER

Career Bests

Hits	1	2x, last vs. Michigan State	5/2/21
Runs	1	2x, last vs. Michigan State	5/2/21
Doubles	1	vs. Michigan State	5/2/21
Triples	n/a		
Home Runs	n/a		
RBI	1	2x, last vs. Michigan State	5/2/21
Walks	3	vs. Michigan	3/27/21
Stolen Bases	1	at Rutgers	4/4/21



#5 CARSON ERTTER

Career Bests

Hits	n/a		
Runs	n/a		
Doubles	n/a		
Triples	n/a		
Home Runs	n/a		
RBI	1	vs. Michigan State	5/1/21
Walks	1	vs. Michigan State	5/1/21
Stolen Bases	n/a		

HITTING CAREER HIGHS



#15 BRENDEN FRANKS

Career Bests			
Hits	1	2x, last vs. Princeton	2/29/20
Runs	1	2x, last vs. Michigan State	5/1/21
Doubles	n/a		
Triples	n/a		
Home Runs	n/a		
RBI	n/a		
Walks	1	vs. LIU	2/19/22
Stolen Bases	n/a		



#35 BILLY GERLOTT

Career Bests			
Hits	2	4x, last vs. UMass	3/12/22
Runs	1	5x, last vs. Milwaukee	3/19/22
Doubles	1	4x, last vs. UMass	3/12/22
Triples	n/a		
Home Runs	n/a		
RBI	2	vs. LIU	2/19/22
Walks	2	vs. UMass	3/11/22
Stolen Bases	1	vs. LIU	2/19/22



#2 KYLE HANNON

Career Bests			
Hits	3	at Virginia	3/5/22
Runs	2	vs. Northwestern	3/7/21
Doubles	1	6x, last at Virginia	3/6/22
Triples	1	2x, last vs. Milwaukee	3/19/22
Home Runs	n/a		
RBI	2	2x, last vs. LIU	2/19/22
Walks	2	vs. Northeastern	2/20/22
Stolen Bases	1	2x, last at Virginia	3/6/22



#1 JAY HARRY

Career Bests			
Hits	3	vs. Michigan State	5/1/21
Runs	3	vs. Michigan state	5/1/21
Doubles	2	vs. Northwestern	3/7/21
Triples	n/a		
Home Runs	1	2x, last vs. Maine	2/26/22
RBI	6	vs. Michigan State	5/1/21
Walks	1	16x, last vs. Milwaukee	3/18/22
Stolen Bases	1	3x, last vs. Milwaukee	3/18/22



#40 BEN KAILHER

Career Bests			
Hits	2	vs. Princeton	2/28/20
Runs	1	9x, last vs. Milwaukee	3/19/22
Doubles	1	vs. Princeton	2/28/20
Triples	1	vs. Fairleigh Dickinson	3/8/20
Home Runs	n/a		
RBI	2	vs. Princeton	2/28/20
Walks	1	5x, last vs. UMass	3/12/22
Stolen Bases	1	3x, last vs. Michigan State	4/30/21



#13 TAYVEN KELLEY

Career Bests			
Hits	2	8x, last vs. Milwaukee	3/18/22
Runs	1	7x, last vs. Milwaukee	3/18/22
Doubles	1	10x, last at Iowa	5/8/21
Triples	1	2x, last at Ohio State	4/23/21
Home Runs	1	at Ohio State	4/25/21
RBI	2	5x, last at Virginia	3/5/22
Walks	2	vs. Michigan State	4/30/21
Stolen Bases	n/a		

HITTING CAREER HIGHS



#34 RICHIE PALTRIDGE

Career Bests

Hits	n/a
Runs	n/a
Doubles	n/a
Triples	n/a
Home Runs	n/a
RBI	n/a
Walks	n/a
Stolen Bases	n/a



#22 JOHNNY PIACENTINO

Career Bests

Hits	5	vs. Michigan State	5/1/21
Runs	4	2x, last vs. Michigan State	5/1/21
Doubles	3	vs. Michigan State	5/1/21
Triples	n/a		
Home Runs	3	vs. Northwestern	3/7/21
RBI	5	2x, last vs. Michigan State	5/1/21
Walks	2	5x, last vs. Minnesota	5/29/21
Stolen Bases	2	vs. Princeton	2/29/20



#7 C.J. PITTARO

Career Bests

Hits	1	5x, last vs. UMass	3/12/22
Runs	2	vs. Maine	2/25/22
Doubles	1	vs. UMass	3/11/22
Triples	n/a		
Home Runs	n/a		
RBI	3	vs. UMass	3/11/22
Walks	2	vs. Maine	2/25/22
Stolen Bases	n/a		



#41 JOSH SPIEGEL

Career Bests

Hits	3	vs. Maryland	3/21/21
Runs	2	6x, last vs. UMass	3/11/22
Doubles	2	vs. LIU	2/19/22
Triples	1	vs. Rutgers	5/15/21
Home Runs	2	vs. Northwestern	3/5/21
RBI	3	2x, last vs. Maine	2/26/22
Walks	3	vs. Minnesota	5/29/21
Stolen Bases	1	at Illinois	5/23/21



#30 ANTHONY STEELE

Career Bests

Hits	3	vs. Maine	2/25/22
Runs	1	4x, last vs. UMass	3/11/22
Doubles	n/a		
Triples	1	vs. Maine	2/26/22
Home Runs	1	at VMI	3/8/22
RBI	2	vs. Maine	2/26/22
Walks	1	2x, last vs. UMass	3/11/22
Stolen Bases	1	vs. Maine	2/25/22




#9 CONNOR THRONEBERRY

Career Bests

Hits	1	vs. UMass	3/12/22
Runs	1	vs. UMass	3/12/22
Doubles	n/a		
Triples	n/a		
Home Runs	n/a		
RBI	n/a		
Walks	n/a		
Stolen Bases	n/a		

HITTING CAREER HIGHS/PITCHING CAREER BESTS



#14 MATT WOOD

Career Bests

Hits	3	7x, last vs. Milwaukee	3/18/22
Runs	4	vs. LIU	2/19/22
Doubles	2	vs. Nebraska	4/16/21
Triples	1	2x, last vs. Milwaukee	3/18/22
Home Runs	3	vs. LIU	2/19/22
RBI	4	vs. LIU	2/19/22
Walks	3	vs. LIU	2/19/22
Stolen Bases	1	3x, last vs. Milwaukee	3/19/22



#19 DEREK CEASE

Career Bests

IP	1.0	vs. Monmouth	2/18/22
Longest Start	n/a		
Longest Relief	1.0	vs. Monmouth	2/18/22
Hits	1	vs. Monmouth	2/18/22
Runs	1	vs. Monmouth	2/18/22
Earned Runs	0	vs. Monmouth	2/18/22
Walks	3	vs. Monmouth	2/18/22
Strikeouts	1	vs. Monmouth	2/18/22



#8 PATRICK DEMARCO

Career Bests

IP	0.1	at VMI	3/8/22
Longest Start	n/a		
Longest Relief	0.1	at VMI	3/8/22
Hits	2	at VMI	3/8/22
Runs	3	at VMI	3/8/22
Earned Runs	3	at VMI	3/8/22
Walks	2	at VMI	3/8/22
Strikeouts	n/a		



#49 BEN DEMELL

Career Bests

IP	1.2	vs. LIU	2/19/22
Longest Start	n/a		
Longest Relief	1.2	vs. LIU	2/19/22
Hits	1	vs. LIU	2/19/22
Runs	0	vs. LIU	2/19/22
Earned Runs	0	vs. LIU	2/19/22
Walks	3	vs. LIU	2/19/22
Strikeouts	2	vs. LIU	2/19/22



#44 DEVIN FLETCHER

Career Bests

IP	n/a
Longest Start	n/a
Longest Relief	n/a
Hits	n/a
Runs	n/a
Earned Runs	n/a
Walks	n/a
Strikeouts	n/a



#10 TANNER FOLDS

Career Bests

IP	1.0	2x, last at Virginia	3/4/22
Longest Start	n/a		
Longest Relief	1.0	2x, last at Virginia	3/4/22
Hits	0	4x, last vs. UMass	3/11/22
Runs	0	3x, last at Virginia	3/6/22
Earned Runs	0	3x, last at Virginia	3/6/22
Walks	0	2x, last at Virginia	3/6/22
Strikeouts	1	vs. LIU	2/19/22

PITCHING CAREER BESTS



#28 HUTCH GAGNON

Career Bests

IP	5.0	vs. Princeton	2/29/20
Longest Start	5.0	vs. Princeton	2/29/20
Longest Relief	3.0	2x, last vs. Wagner	2/23/20
Hits	0	8x, last at Purdue	5/27/21
Runs	0	17x, last at Iowa	5/7/21
Earned Runs	0	18x, last vs. Rutgers	5/16/21
Walks	0	16x, last at Illinois	5/22/21
Strikeouts	6	vs. Princeton	2/29/20



#17 SENECA GREGORY

Career Bests


IP	2.1	vs. UMass	3/12/22
Longest Start	n/a		
Longest Relief	2.1	vs. UMass	3/12/22
Hits	0	at VMI	3/8/22
Runs	0	2x, last at VMI	3/8/22
Earned Runs	0	2x, last at VMI	3/8/22
Walks	0	2x, last at VMI	3/8/22
Strikeouts	4	vs. UMass	3/12/22



#24 JADEN HENLINE

Career Bests

IP	4.1	at Indiana	3/14/21
Longest Start	4.1	at Indiana	3/14/21
Longest Relief	4.0	vs. LIU	2/19/22
Hits	0	4x, last vs. UMass	3/13/22
Runs	0	7x, last vs. Milwaukee	3/18/22
Earned Runs	0	7x, last vs. Milwaukee	3/18/22
Walks	0	9x, last vs. Milwaukee	3/18/22
Strikeouts	6	vs. Northwestern	3/6/21



#29 CARSON KOHLS

Career Bests

IP	2.1	at Indiana	3/13/21
Longest Start	n/a		
Longest Relief	2.1	at Indiana	3/13/21
Hits	0	3x, last vs. Monmouth	2/18/22
Runs	0	3x, last at Ohio State	4/24/21
Earned Runs	0	5x, last at Virginia	3/4/22
Walks	0	4x, last vs. Milwaukee	3/20/22
Strikeouts	2	2x, last at Virginia	3/4/22



#33 TRAVIS LUENSMANN

Career Bests

IP	6.0	vs. Maine	2/25/22
Longest Start	6.0	vs. Maine	2/25/22
Longest Relief	1.0*	vs. Dayton	2/21/21
Hits	0*	2x, last at Winthrop	3/2/21
Runs	0*	2x, last at Winthrop	3/2/21
Earned Runs	0	3x, last vs. UMass	3/11/22
Walks	0	4x, last vs. Maine	2/25/22
Strikeouts	8	vs. Maine	2/25/22



#18 MASON MELLOTT

Career Bests

IP	5.0	vs. UMass	3/13/22
Longest Start	5.0	vs. UMass	3/13/22
Longest Relief	4.2	2x, last vs. Duke	3/2/19
Hits	0	11x, last at VMI	3/8/22
Runs	0	28x, last vs. UMass	3/13/22
Earned Runs	0	40x, last vs. UMass	3/13/22
Walks	0	32x, last at VMI	3/8/22
Strikeouts	5	6x, last at Ohio State	4/25/21

\*At South Carolina (2021)

PITCHING CAREER BESTS



#21 STEVEN MILLER

Career Bests			
IP	3.2	vs. Milwaukee	3/19/22
Longest Start	n/a		
Longest Relief	3.2	vs. Milwaukee	3/19/22
Hits	0	6x, last at Illinois	5/22/21
Runs	0	15x, last vs. Milwaukee	3/19/22
Earned Runs	0	17x, last vs. Milwaukee	3/19/22
Walks	0	11x, last vs. Milwaukee	3/19/22
Strikeouts	6	vs. Milwaukee	3/19/22



#27 TOMMY MOLSKY

Career Bests			
IP	6.0	vs. Northeastern	2/20/22
Longest Start	6.0	vs. Northeastern	2/20/22
Longest Relief	n/a		
Hits	0	vs. Milwaukee	3/19/22
Runs	2	vs. Northeastern	2/20/22
Earned Runs	0	vs. Northeastern	2/20/22
Walks	1	2x, last at Virginia	3/6/22
Strikeouts	6	2x, last vs. UMass	3/12/22



#37 JORDAN MORALES


Career Bests			
IP	7.0*	vs. St. Bonaventure	4/24/21
Longest Start	7.0*	vs. St. Bonaventure	4/24/21
Longest Relief	3.0*	2x, last at Penn	4/3/21
Hits	0	5x, last at Virginia	3/4/22
Runs	0	13x, last vs. Milwaukee	3/19/22
Earned Runs	0	14x, last vs. Milwaukee	3/19/22
Walks	0	14x, last vs. UMass	3/12/22
Strikeouts	9*	vs. Saint Joseph's	5/8/21

\*At LaSalle (2021)



#6 JOE NASTASI

Career Bests			
IP	n/a		
Longest Start	n/a		
Longest Relief	n/a		
Hits	n/a		
Runs	n/a		
Earned Runs	n/a		
Walks	n/a		
Strikeouts	n/a		



#31 RYAN PARTRIDGE

Career Bests			
IP	2.2	vs. Milwaukee	3/20/22
Longest Start	n/a		
Longest Relief	2.2	vs. Milwaukee	3/20/22
Hits	0	4x, last vs. Northeastern	2/20/22
Runs	0	9x, last vs. UMass	3/12/22
Earned Runs	0	10x, last vs. UMass	3/12/22
Walks	0	7x, last vs. Milwaukee	3/20/22
Strikeouts	2	3x, last vs. Milwaukee	3/20/22



#25 CHASE RENNER

Career Bests			
IP	1.0	2x, last vs. Milwaukee	3/20/22
Longest Start	n/a		
Longest Relief	1.0	2x, last vs. Milwaukee	3/20/22
Hits	0	vs. Milwaukee	3/20/22
Runs	0	vs. Milwaukee	3/20/22
Earned Runs	0	vs. Milwaukee	3/20/22
Walks	2	vs. Milwaukee	3/20/22
Strikeouts	1	2x, last vs. Milwaukee	3/20/22

PITCHING CAREER BESTS



#11 CHAD ROGERS

Career Bests

IP	3.0	vs. Northwestern	3/7/21
Longest Start	n/a		
Longest Relief	3.0	vs. Northwestern	3/7/21
Hits	0	at Ohio State	4/24/21
Runs	0	2x, last at VMI	3/8/22
Earned Runs	0	2x, last at VMI	3/8/22
Walks	1	3x, last at VMI	3/8/22
Strikeouts	1	4x, last at VMI	3/8/22



#20 BLAISE SCLAFANI

Career Bests

IP	3.0*	vs. Northeastern	4/30/19
Longest Start	n/a		
Longest Relief	3.0*	vs. Northeastern	4/30/19
Hits	0	6x, last vs. Maryland	3/20/21
Runs	0*	9x, last at VMI	3/8/22
Earned Runs	0	11x, last at VMI	3/8/22
Walks	0	8x, last at VMI	3/8/22
Strikeouts	3*	3x, last vs. Canisius	2/15/20

\*At UMass Lowell (2020-21)



#36 TYLER SHINGLEDECKER

Career Bests

IP	4.1	2x, last vs. Youngstown State	4/9/19
Longest Start	4.1	vs. Youngstown State	4/9/19
Longest Relief	4.1	vs. Binghamton	3/26/19
Hits	0	21x, last vs. UMass	3/13/22
Runs	0	23x, last vs. Milwaukee	3/18/22
Earned Runs	0	28x, last vs. Milwaukee	3/18/22
Walks	0	17x, last vs. Milwaukee	3/18/22
Strikeouts	9	vs. Northwestern	3/5/21



#30 ANTHONY STEELE

Career Bests

IP	1.0	2x, last vs. Milwaukee	3/20/22
Longest Start	n/a		
Longest Relief	1.0	2x, last vs. Milwaukee	3/20/22
Hits	1	2x, last vs. Milwaukee	3/20/22
Runs	0	2x, last vs. Milwaukee	3/20/22
Earned Runs	0	2x, last vs. Milwaukee	3/20/22
Walks	0	vs. Northeastern	2/20/22
Strikeouts	2	at Virginia	3/5/22



#12 KELLAN TULIO

Career Bests

IP	6.0	vs. Maine	2/26/22
Longest Start	6.0	vs. Maine	2/26/22
Longest Relief	1.1*	at Cincinnati	3/30/21
Hits	0*	4x, last at Cincinnati	3/30/21
Runs	0*	5x, last at Cincinnati	3/30/21
Earned Runs	0*	5x, last at Cincinnati	3/30/21
Walks	0*	3x, last vs. Wake Forest	4/3/21
Strikeouts	5	vs. Maine	2/26/22

\*At Louisville (2020-21)







CAREER STATS

#24 JADEN HENLINE RHP L/R SO. 6-2/195 NEW CUMBERLAND, PA.

Table with 21 columns: Year, ERA, W-L, App, GS, CG, SHO, SV, IP, H, R, ER, BB, SO, 2B, 3B, HR, BF, B/Avg, WP, HBP, BK, SFA, SHA. Rows for 2021, 2022, and TOTAL.

#40 BEN KAILHER IF R/R JR. 5-8/160 RUMFORD, R.I.

Table with 23 columns: Year, Avg, GP-GS, AB, R, H, 2B, 3B, HR, RBI, TB, SLG%, BB, HBP, SO, GDP, OB%, SF, SH, SB-ATT, PO, A, E, FLD%. Rows for 2020, 2021, 2022, and TOTAL.

#13 TAYVEN KELLEY OF R/R JR. 6-3/200 BOILING SPRINGS, PA.

Table with 23 columns: Year, Avg, GP-GS, AB, R, H, 2B, 3B, HR, RBI, TB, SLG%, BB, HBP, SO, GDP, OB%, SF, SH, SB-ATT, PO, A, E, FLD%. Rows for 2020, 2021, 2022, and TOTAL.

#29 CARSON KOHLS RHP R/R SO. 6-0/195 SACRAMENTO, CALIF.

Table with 21 columns: Year, ERA, W-L, App, GS, CG, SHO, SV, IP, H, R, ER, BB, SO, 2B, 3B, HR, BF, B/Avg, WP, HBP, BK, SFA, SHA. Rows for 2021, 2022, and TOTAL.

#33 TRAVIS LUENSMANN RHP R/R SO. 6-6/234 ALTOONA, PA.

Table with 21 columns: Year, ERA, W-L, App, GS, CG, SHO, SV, IP, H, R, ER, BB, SO, 2B, 3B, HR, BF, B/Avg, WP, HBP, BK, SFA, SHA. Rows for 2021\*, 2022, and TOTAL.

\*At South Carolina

#18 MASON MELLOTT RHP R/R GR. 6-0/205 STATE COLLEGE, PA.

Table with 21 columns: Year, ERA, W-L, App, GS, CG, SHO, SV, IP, H, R, ER, BB, SO, 2B, 3B, HR, BF, BAA, WP, HBP, BK, SFA, SHA. Rows for 2018, 2019, 2020, 2021, 2022, and TOTAL.

#21 STEVEN MILLER RHP R/R SR. 6-1/190 PITTSBURGH, PA.

Table with 21 columns: Year, ERA, W-L, App, GS, CG, SHO, SV, IP, H, R, ER, BB, SO, 2B, 3B, HR, BF, B/Avg, WP, HBP, BK, SFA, SHA. Rows for 2019, 2020, 2021, 2022, and TOTAL.

CAREER STATS

**#27 TOMMY MOLSKY RHP R/R FR. 6-1/160 DILLSBURG, PA.**

Year	ERA	W-L	APP	GS	CG	SHO	SV	IP	H	R	ER	BB	SO	2B	3B	HR	BF	BAA	WP	HBP	BK	SFA	SHA
2022	4.35	0-3	5	5	0	0/0	0	20.2	20	21	10	10	22	4	0	2	102	.233	2	4	0	1	1
<b>TOTAL</b>	<b>4.35</b>	<b>0-3</b>	<b>5</b>	<b>5</b>	<b>0</b>	<b>0/0</b>	<b>0</b>	<b>20.2</b>	<b>20</b>	<b>21</b>	<b>10</b>	<b>10</b>	<b>22</b>	<b>4</b>	<b>0</b>	<b>2</b>	<b>102</b>	<b>.233</b>	<b>2</b>	<b>4</b>	<b>0</b>	<b>1</b>	<b>1</b>

**#37 JORDAN MORALES LHP R/L JR. 5-9/175 SOUDERTON, PA.**

Year	ERA	W-L	App	GS	CG	SHO	SV	IP	H	R	ER	BB	SO	2B	3B	HR	BF	B/Avg	WP	HBP	BK	SFA	SHA
2020*	2.16	0-2	5	0	0	0/1	2	8.1	5	4	2	3	14	1	0	1	37	.167	3	1	1	1	2
2021*	6.11	2-6	16	7	1	0/0	2	45.2	60	35	31	23	49	10	2	4	226	.313	2	8	2	3	0
2022	5.87	2-0	6	0	0	0/0	0	7.2	10	8	5	4	11	1	1	0	39	.303	0	1	0	0	1
<b>TOTAL</b>	<b>5.55</b>	<b>4-8</b>	<b>27</b>	<b>7</b>	<b>1</b>	<b>0/1</b>	<b>4</b>	<b>61.2</b>	<b>75</b>	<b>47</b>	<b>38</b>	<b>30</b>	<b>74</b>	<b>12</b>	<b>3</b>	<b>5</b>	<b>303</b>	<b>.293</b>	<b>5</b>	<b>10</b>	<b>3</b>	<b>4</b>	<b>3</b>

\*At LaSalle

**#6 JOE NASTASI RHP R/R SO. 6-0/217 STATE COLLEGE, PA.**

Year	ERA	W-L	App	GS	CG	SHO	SV	IP	H	R	ER	BB	SO	2B	3B	HR	BF	B/Avg	WP	HBP	BK	SFA	SHA
2021	-	-	-	-	-	-	-	-	-	-	-	-	-	-	-	-	-	-	-	-	-	-	-
2022	-	-	-	-	-	-	-	-	-	-	-	-	-	-	-	-	-	-	-	-	-	-	-
<b>TOTAL</b>	<b>-</b>	<b>-</b>	<b>-</b>	<b>-</b>	<b>-</b>	<b>-</b>	<b>-</b>	<b>-</b>	<b>-</b>	<b>-</b>	<b>-</b>	<b>-</b>	<b>-</b>	<b>-</b>	<b>-</b>	<b>-</b>	<b>-</b>	<b>-</b>	<b>-</b>	<b>-</b>	<b>-</b>	<b>-</b>	<b>-</b>

**#34 RICHIE PALTRIDGE LHP/1B/OF L/L SO. 6-3/194 MONTGOMERY, N.Y.**

Year	Avg	GP-GS	AB	R	H	2B	3B	HR	RBI	TB	SLG%	BB	HBP	SO	GDP	OB%	SF	SH	SB-ATT	PO	A	E	FLD%
2021	-	-	-	-	-	-	-	-	-	-	-	-	-	-	-	-	-	-	-	-	-	-	-
2022	.000	1-0	1	0	0	0	0	0	0	0	.000	0	0	1	0	.000	0	0	0-0	1	0	0	1.000
<b>TOTAL</b>	<b>.000</b>	<b>1-0</b>	<b>1</b>	<b>0</b>	<b>0</b>	<b>0</b>	<b>0</b>	<b>0</b>	<b>0</b>	<b>0</b>	<b>.000</b>	<b>0</b>	<b>0</b>	<b>1</b>	<b>0</b>	<b>.000</b>	<b>0</b>	<b>0</b>	<b>0-0</b>	<b>1</b>	<b>0</b>	<b>0</b>	<b>1.000</b>

Year	ERA	W-L	APP	GS	CG	SHO	SV	IP	H	R	ER	BB	SO	2B	3B	HR	BF	BAA	WP	HBP	BK	SFA	SHA
2021	-	-	-	-	-	-	-	-	-	-	-	-	-	-	-	-	-	-	-	-	-	-	-
2022	-	-	-	-	-	-	-	-	-	-	-	-	-	-	-	-	-	-	-	-	-	-	-
<b>TOTAL</b>	<b>-</b>	<b>-</b>	<b>-</b>	<b>-</b>	<b>-</b>	<b>-</b>	<b>-</b>	<b>-</b>	<b>-</b>	<b>-</b>	<b>-</b>	<b>-</b>	<b>-</b>	<b>-</b>	<b>-</b>	<b>-</b>	<b>-</b>	<b>-</b>	<b>-</b>	<b>-</b>	<b>-</b>	<b>-</b>	<b>-</b>

**#31 RYAN PARTRIDGE LHP R/L JR. 6-3/215 WEXFORD, PA.**

Year	ERA	W-L	App	GS	CG	SHO	SV	IP	H	R	ER	BB	SO	2B	3B	HR	BF	B/Avg	WP	HBP	BK	SFA	SHA
2020	0.00	0-0	2	0	0	0/0	0	2.0	1	0	0	0	2	0	0	0	6	.167	0	0	0	0	0
2021	0.00	0-0	5	0	0	0/0	0	2.2	4	2	0	3	4	1	0	0	16	.333	0	0	0	1	0
2022	8.10	0-0	6	0	0	0/0	0	6.2	6	6	6	3	5	1	1	0	31	.250	1	2	0	2	0
<b>TOTAL</b>	<b>4.77</b>	<b>0-0</b>	<b>13</b>	<b>0</b>	<b>0</b>	<b>0/0</b>	<b>0</b>	<b>11.1</b>	<b>11</b>	<b>8</b>	<b>6</b>	<b>6</b>	<b>11</b>	<b>2</b>	<b>1</b>	<b>0</b>	<b>53</b>	<b>.262</b>	<b>1</b>	<b>2</b>	<b>0</b>	<b>3</b>	<b>0</b>

**#22 JOHNNY PIACENTINO OF R/R JR. 5-11/185 CHERRY HILL, N.J.**

Year	Avg	GP-GS	AB	R	H	2B	3B	HR	RBI	TB	SLG%	BB	HBP	SO	GDP	OB%	SF	SH	SB-ATT	PO	A	E	FLD%
2020	.400	13-10	35	11	14	4	0	2	11	24	.686	10	0	4	0	.511	2	0	4-4	27	0	0	1.000
2021	.284	42-42	162	30	46	15	0	8	32	85	.525	17	0	40	4	.350	1	1	0-2	83	0	3	.965
2022	.238	6-6	21	2	5	1	0	0	4	6	.286	2	0	6	1	.292	1	1	0-0	6	0	0	1.000
<b>TOTAL</b>	<b>.298</b>	<b>61-58</b>	<b>218</b>	<b>43</b>	<b>65</b>	<b>20</b>	<b>0</b>	<b>10</b>	<b>47</b>	<b>115</b>	<b>.528</b>	<b>29</b>	<b>0</b>	<b>50</b>	<b>5</b>	<b>.375</b>	<b>4</b>	<b>2</b>	<b>4-6</b>	<b>116</b>	<b>0</b>	<b>3</b>	<b>.975</b>

**#7 C.J. PITTARO IF L/R SO. 6-1/195 HAMILTON, N.J.**

Year	Avg	GP-GS	AB	R	H	2B	3B	HR	RBI	TB	SLG%	BB	HBP	SO	GDP	OB%	SF	SH	SB-ATT	PO	A	E	FLD%
2021*	.333	5-0	3	0	1	0	0	0	3	1	.333	0	0	0	0	.333	0	0	0-0	0	1	0	1.000
2022	.160	11-7	25	6	4	1	0	0	3	5	.200	4	0	10	0	.276	0	0	0-0	7	9	2	.889
<b>TOTAL</b>	<b>.179</b>	<b>16-7</b>	<b>28</b>	<b>6</b>	<b>5</b>	<b>1</b>	<b>0</b>	<b>0</b>	<b>6</b>	<b>6</b>	<b>.214</b>	<b>4</b>	<b>0</b>	<b>10</b>	<b>0</b>	<b>.281</b>	<b>0</b>	<b>0</b>	<b>0-0</b>	<b>7</b>	<b>10</b>	<b>2</b>	<b>.895</b>

\*At Vanderbilt

**CAREER STATS**

**#25 CHASE RENNER RHP R/R FR. 6-4/190 ALBURTIS, PA.**

Year	ERA	W-L	APP	GS	CG	SHO	SV	IP	H	R	ER	BB	SO	2B	3B	HR	BF	BAA	WP	HBP	BK	SFA	SHA
2022	9.00	0-0	2	0	0	0/0	0	2.0	1	2	2	5	2	1	0	0	12	.143	2	0	0	0	0
<b>TOTAL</b>	<b>9.00</b>	<b>0-0</b>	<b>2</b>	<b>0</b>	<b>0</b>	<b>0/0</b>	<b>0</b>	<b>2.0</b>	<b>1</b>	<b>2</b>	<b>2</b>	<b>5</b>	<b>2</b>	<b>1</b>	<b>0</b>	<b>0</b>	<b>12</b>	<b>.143</b>	<b>2</b>	<b>0</b>	<b>0</b>	<b>0</b>	<b>0</b>

**#11 CHAD ROGERS RHP R/R SO. 6-5/220 MENTOR, OHIO**

Year	ERA	W-L	App	GS	CG	SHO	SV	IP	H	R	ER	BB	SO	2B	3B	HR	BF	B/Avg	WP	HBP	BK	SFA	SHA
2021	13.50	1-0	3	0	0	0/0	0	4.0	8	6	6	7	1	2	0	0	25	.471	0	0	1	1	0
2022	7.11	0-0	4	0	0	0/0	0	6.1	9	5	5	6	3	0	0	0	34	.360	0	1	0	2	0
<b>TOTAL</b>	<b>9.58</b>	<b>1-0</b>	<b>7</b>	<b>0</b>	<b>0</b>	<b>0/0</b>	<b>0</b>	<b>10.1</b>	<b>17</b>	<b>11</b>	<b>11</b>	<b>13</b>	<b>4</b>	<b>2</b>	<b>0</b>	<b>0</b>	<b>59</b>	<b>.405</b>	<b>0</b>	<b>1</b>	<b>1</b>	<b>3</b>	<b>0</b>

**#20 BLAISE SCLAFANI RHP R/R SR. 6-6/200 SOUDERTON, PA.**

Year	ERA	W-L	App	GS	CG	SHO	SV	IP	H	R	ER	BB	SO	2B	3B	HR	BF	B/Avg	WP	HBP	BK	SFA	SHA
2019*	4.42	1-0	12	0	0	0/0	0	18.1	12	11	9	19	14	2	0	1	60	.200	2	6	0	3	0
2020*	4.76	0-0	4	0	0	0/0	0	5.2	5	4	3	2	5	0	0	0	20	.250	3	2	0	0	0
2021	18.00	0-0	2	0	0	0/0	0	1.0	2	2	2	4	1	0	0	0	10	.500	2	1	0	1	0
2022	0.00	0-0	2	0	0	0/0	0	1.0	2	1	0	0	0	0	0	1	5	.500	0	1	0	0	0
<b>TOTAL</b>	<b>4.85</b>	<b>1-0</b>	<b>20</b>	<b>0</b>	<b>0</b>	<b>0/0</b>	<b>0</b>	<b>26.0</b>	<b>21</b>	<b>18</b>	<b>14</b>	<b>25</b>	<b>20</b>	<b>2</b>	<b>0</b>	<b>0</b>	<b>95</b>	<b>.375</b>	<b>7</b>	<b>10</b>	<b>0</b>	<b>4</b>	<b>0</b>

\*At UMass Lowell

**#36 TYLER SHINGLEDECKER LHP R/L SR. 6-3/185 HUNTERVILLE, N.C.**

Year	ERA	W-L	App	GS	CG	SHO	SV	IP	H	R	ER	BB	SO	2B	3B	HR	BF	B/Avg	WP	HBP	BK	SFA	SHA
2019	4.43	1-1	19	2	0	0/1	1	40.2	31	27	20	27	44	8	1	3	185	.207	4	6	0	1	1
2020	0.64	0-0	5	0	0	0/0	0	14.0	3	1	1	2	20	1	0	0	49	.067	1	1	0	0	1
2021	6.00	2-2	16	1	0	0/1	1	27.0	20	21	18	16	38	3	3	2	123	.196	3	4	0	1	0
2022	2.92	3-1	8	0	0	0/1	0	12.1	11	5	4	1	13	0	0	1	47	.239	0	0	0	0	0
<b>TOTAL</b>	<b>4.12</b>	<b>6-4</b>	<b>48</b>	<b>3</b>	<b>0</b>	<b>0/3</b>	<b>2</b>	<b>94.0</b>	<b>65</b>	<b>54</b>	<b>43</b>	<b>46</b>	<b>115</b>	<b>12</b>	<b>4</b>	<b>6</b>	<b>404</b>	<b>.190</b>	<b>8</b>	<b>11</b>	<b>0</b>	<b>2</b>	<b>2</b>

**#41 JOSH SPIEGEL C/1B R/R R-JR. 6-3/206 JEANNETTE, PA.**

Year	Avg	GP-GS	AB	R	H	2B	3B	HR	RBI	TB	SLG%	BB	HBP	SO	GDP	OB%	SF	SH	SB-ATT	PO	A	E	FLD%	
2019*																								
2020*	.500	3-0	4	0	2	0	0	0	1	2	.500	0	0	1	0	.500	0	0	0-0	7	0	0	1.000	
2021	.261	38-38	134	19	35	10	1	4	22	59	.440	10	2	43	3	.320	1	2	1-1	134	12	4	.973	
2022	.322	17-17	59	8	19	5	0	1	7	27	.458	8	0	19	1	.397	1	0	0-0	118	6	7	.947	
<b>TOTAL</b>	<b>.284</b>	<b>58-55</b>	<b>197</b>	<b>27</b>	<b>56</b>	<b>15</b>	<b>1</b>	<b>5</b>	<b>30</b>	<b>87</b>	<b>.451</b>	<b>18</b>	<b>2</b>	<b>63</b>	<b>4</b>	<b>.347</b>	<b>2</b>	<b>2</b>	<b>1-1</b>	<b>259</b>	<b>18</b>	<b>11</b>	<b>.962</b>	

**#30 ANTHONY STEELE LHP/1B/OF L/L FR. 6-4/225 SHELTON, CONN.**

Year	ERA	W-L	APP	GS	CG	SHO	SV	IP	H	R	ER	BB	SO	2B	3B	HR	BF	BAA	WP	HBP	BK	SFA	SHA
2022	3.86	0-0	3	0	0	0/0	0	2.1	5	2	1	3	4	0	1	0	17	.385	1	1	0	0	0
<b>TOTAL</b>	<b>3.86</b>	<b>0-0</b>	<b>3</b>	<b>0</b>	<b>0</b>	<b>0/0</b>	<b>0</b>	<b>2.1</b>	<b>5</b>	<b>2</b>	<b>1</b>	<b>3</b>	<b>4</b>	<b>0</b>	<b>1</b>	<b>0</b>	<b>17</b>	<b>.385</b>	<b>1</b>	<b>1</b>	<b>0</b>	<b>0</b>	<b>0</b>

Year	Avg	GP-GS	AB	R	H	2B	3B	HR	RBI	TB	SLG%	BB	HBP	SO	GDP	OB%	SF	SH	SB-ATT	PO	A	E	FLD%
2022	.256	12-11	39	4	10	0	1	1	4	15	.385	3	1	11	0	.326	0	0	1-1	20	0	2	.909
<b>TOTAL</b>	<b>.256</b>	<b>12-11</b>	<b>39</b>	<b>4</b>	<b>10</b>	<b>0</b>	<b>1</b>	<b>1</b>	<b>4</b>	<b>15</b>	<b>.385</b>	<b>3</b>	<b>1</b>	<b>11</b>	<b>0</b>	<b>.326</b>	<b>0</b>	<b>0</b>	<b>1-1</b>	<b>20</b>	<b>0</b>	<b>2</b>	<b>.909</b>

CAREER STATS

**#9 CONNOR THRONEBERRY RHP/IF R/R FR. 6-6/230 ST. LOUIS, MO.**

Year	ERA	W-L	APP	GS	CG	SHO	SV	IP	H	R	ER	BB	SO	2B	3B	HR	BF	BAA	WP	HBP	BK	SFA	SHA
2022	-	-	-	-	-	-	-	-	-	-	-	-	-	-	-	-	-	-	-	-	-	-	-
<b>TOTAL</b>	-	-	-	-	-	-	-	-	-	-	-	-	-	-	-	-	-	-	-	-	-	-	-
Year	Avg	GP-GS	AB	R	H	2B	3B	HR	RBI	TB	SLG%	BB	HBP	SO	GDP	OB%	SF	SH	SB-ATT	PO	A	E	FLD%
2022	.333	3-0	3	1	1	0	0	0	0	1	.333	0	0	2	0	.333	0	0	0-0	3	0	0	1.000
<b>TOTAL</b>	<b>.333</b>	<b>3-0</b>	<b>3</b>	<b>1</b>	<b>1</b>	<b>0</b>	<b>0</b>	<b>0</b>	<b>0</b>	<b>1</b>	<b>.333</b>	<b>0</b>	<b>0</b>	<b>2</b>	<b>0</b>	<b>.333</b>	<b>0</b>	<b>0</b>	<b>0-0</b>	<b>3</b>	<b>0</b>	<b>0</b>	<b>1.000</b>

**#12 KELLAN TULIO LHP L/L JR. 6-2/215 EMMAUS, PA.**

Year	ERA	W-L	App	GS	CG	SHO	SV	IP	H	R	ER	BB	SO	2B	3B	HR	BF	B/Avg	WP	HBP	BK	SFA	SHA
2020*	6.75	0-0	4	0	0	0/0	0	2.2	4	2	2	2	2	0	0	0	13	.364	0	0	1	0	0
2021*	15.43	0-0	4	0	0	0/0	0	2.1	3	4	4	3	1	0	0	0	14	.300	1	1	0	0	0
2022	4.38	1-1	3	3	0	0/0	0	12.1	9	6	6	7	11	2	0	0	53	.205	1	1	0	0	1
<b>TOTAL</b>	<b>6.23</b>	<b>1-1</b>	<b>10</b>	<b>2</b>	<b>0</b>	<b>0/0</b>	<b>0</b>	<b>17.1</b>	<b>16</b>	<b>12</b>	<b>12</b>	<b>12</b>	<b>14</b>	<b>2</b>	<b>0</b>	<b>0</b>	<b>80</b>	<b>.246</b>	<b>2</b>	<b>2</b>	<b>0</b>	<b>0</b>	<b>1</b>

\*At Louisville

**#14 MATT WOOD C L/R JR. 5-10/190 GIBSONIA, PA.**

Year	Avg	GP-GS	AB	R	H	2B	3B	HR	RBI	TB	SLG%	BB	HBP	SO	GDP	OB%	SF	SH	SB-ATT	PO	A	E	FLD%
2020	.314	14-13	51	4	16	1	0	0	5	17	.333	7	1	12	2	.407	0	0	1-1	78	4	2	.976
2021	.295	39-39	139	22	41	10	1	4	21	65	.468	19	3	25	3	.384	3	1	1-5	218	14	4	.983
2022	.345	17-17	58	16	20	4	1	4	14	38	.655	12	2	7	3	.472	0	0	1-1	128	7	6	.957
<b>TOTAL</b>	<b>.310</b>	<b>70-69</b>	<b>248</b>	<b>42</b>	<b>77</b>	<b>15</b>	<b>2</b>	<b>8</b>	<b>40</b>	<b>120</b>	<b>.484</b>	<b>38</b>	<b>6</b>	<b>44</b>	<b>8</b>	<b>.410</b>	<b>3</b>	<b>1</b>	<b>3-7</b>	<b>424</b>	<b>25</b>	<b>12</b>	<b>.974</b>

HEAD COACH ROB COOPER



**16**

**ROB COOPER**  
**MIAMI (FLA.), 1994**  
**OVERALL: 440-456 (17TH YR)**  
**PSU: 154-226 (9TH YR)**

---

**Head Coach**

The 2022 baseball season is Rob Cooper's ninth as head coach of the Nittany Lion baseball program. Cooper was selected as the 14th head baseball coach in Penn State history on August 9, 2013. Not shy about stating his ultimate goal of returning Penn State to Omaha in June, the Lions have made significant strides under his leadership.

Under his tutelage, 11 players have been drafted and 12 total have signed with MLB teams in the last four seasons with a full draft. However, his strong belief in the first part of the term "student-athlete" is perhaps the top reason he has proven to be an excellent fit at Penn State. Even with state-of-the-art facilities, the chance to take on elite competition and a program history that includes five trips to the College World Series, Cooper cites the value of a Penn State degree as one of the top reasons to play baseball at Penn State.

The Nittany Lions finished the 2021 season with an 18-24 record, playing against exclusively Big Ten opponents. The wins included a 3-2 victory over No. 18 Michigan on March 26 and a series sweep over Michigan State in which Penn State out-scored the Spartans, 39-13. The Nittany Lions also won two series against Rutgers. Penn State scored 10 or more runs in six games, Penn State's most against Big Ten opponents since 2008 (8) and the most in a season since 2016.

Penn State led the Big Ten in doubles (93) and doubles per game (2.21), ranking 10th in the country in doubles per game. The Nittany Lions sat third in the conference in batting average (.269). Penn State hit 34 home runs, its most since 2012, and had five players with four or more homers.

Sophomore Matt Wood collected Second Team All-Big Ten honors, batting .295 with four homers and 21 RBI. Wood became the fifth All-Big Ten selection under Cooper. Senior Gavin Homer led the Nittany Lions with a .310 batting average, a .429 on-base percentage and tied with Johnny Piacentino for the team-lead in runs (30). Junior Justin Williams hit .302 and paced Penn State with 48 hits. Piacentino led the squad with eight homers and 32 RBI to go with a team-best .525 slugging percentage.

Senior Kyle Virbitsky paced the Penn State rotation with a 4.17 ERA, five wins, 77.2 innings pitched and 88 strikeouts. Virbitsky ranked seventh in the Big Ten in strikeouts and third in strikeout-to-walk ratio (4.40). His 88 strikeouts are tied for the 10th-most in a season at Penn State. Senior Conor Larkin earned three wins and 69 strikeouts in 63.2 innings and fellow senior Bailey Dees was responsible for four wins and 53 strikeouts in 66 innings.

The Nittany Lions continued their success in the classroom with a program-record 19 players earning Academic All-Big Ten accolades.

Penn State had four players drafted from the 2021 squad. Larkin was selected in the ninth round (272nd overall) by the Toronto Blue Jays. Williams was a 17th round selection (508th overall) by the Houston Astros and Kyle Virbitsky followed, being selected 518th overall by the Oakland A's. Bailey Dees was drafted in the 18th round (543rd overall) by the New York Yankees. All three members of the starting rotation were drafted, making Penn State one of only four schools to accomplish that in 2021.

It marked the third time in program history that Penn State had four or more players selected in a single year and the second time that Penn State had three pitchers selected in a draft. The Nittany Lions have had eight pitchers drafted since 2016. The four selections were double of any other Pennsylvania school and three of the draftees are Pennsylvania natives.

Penn State was off to a 10-5 start in 2020 before the COVID-19 pandemic canceled the remainder of the season. Penn State was among the conference leaders offensively, ranking second in on-base percentage (.394), slugging (.422), triples (7), doubles (30), third in batting average (.289) and walks (77), and fourth in scoring (6.7 runs/game) and runs (100). On the mound, Penn State ranked sixth in the NCAA with a 1.01 WHIP and also eighth with a 2.16 team ERA. The Nittany Lions also ranked 15th with 6.33 hits allowed per nine innings and 18th with a 3.63 strikeout-to-walk ratio.

Penn State baseball's trip to Cuba prior to the 2016 season is perhaps the best example of Cooper's commitment to the first part of the "student-athlete" term. The Nittany Lions attended academic lectures and toured Havana, becoming the first NCAA Division I team to compete against a Cuban National Series team, the first U.S. team at any level to defeat a Cuban National Series team, the first U.S. baseball team to play in Cuba since restoration of diplomatic ties with Cuba, the second NCAA team to play in Cuba since restoration of diplomatic ties (Coastal Carolina men's basketball, August 2015) and the fifth NCAA Division I baseball team to compete in post-revolutionary Cuba. The harmony between academics and athletics was on full display, as multiple Penn State professors and a group of journalism students also joined the travel party.

The rare, once-in-a-lifetime experience helped bring a young Penn State team together, and the Lions went on to earn their first winning record (overall and in conference) since 2012. The starting lineup included at least three freshmen in all but six games and five to six freshmen in 19 games, and took on nine eventual NCAA tournament teams, including a three-game series at home against College World Series participant TCU. The Lions' 28 wins were a 10-win improvement over the previous season, and its 12 Big Ten wins doubled the 2015 total. Haley and Anderson were the first drafted out of Penn State since 2012, and Anderson and senior outfielder Greg Guers became the program's first All-Big Ten picks also since 2012. Pitcher Justin Hagenman became Penn State's first Louisville Slugger Freshman All-American since 1997.

Shortly after Cooper accepted the PSU head coaching position in 2014, the California native traveled to Taichung, Taiwan to serve as the head coach of USA Baseball's 18U National Team at the IBAF U18 World Cup. Cooper steered Team USA to an 8-1 record in World Cup play, including seven consecutive victories to win the gold medal.

Not long after the triumph in Taiwan, Cooper received one of the highest honors bestowed in the profession, as he was announced as the Rod Dedeaux USA Baseball Coach of the Year. With the honor, Cooper became just the 16th individual in the award's history to receive the accolade, joining the likes of Scott Brosius, Davey Johnson and Tommy Lasorda.

Cooper was also a member of the coaching staff for the 2007 and 2009 USA College National teams. The 2007 team earned a silver medal at the Pan Am Games in Rio de Janeiro, Brazil. Fourteen of the 20 players on the 2007 team reached the Major Leagues, including 2013 All-Star Pedro Alvarez. Fourteen of the 22 members of the 2009 team also reached the Major Leagues, including three-time All-Star Gerrit Cole.

Cooper brought an accomplished resume to Penn State that included three NCAA Tournament appearances as a head coach at Wright State and five more at various stops as an assistant coach, including two trips to the College World Series with Miami (Florida). Cooper was twice named the Horizon League Coach of the Year and guided Wright State to three league tournament championships and two regular-season championships after the team suffered six losing seasons in the seven years before his arrival.

Cooper began his coaching career at national power Miami, spending two seasons (1994-95) as a student/graduate assistant on the Hurricanes' staff. While at Miami, Cooper helped the Hurricanes to College World Series berths in 1994 and 1995. Cooper spent the 1996 season as an assistant and team academic coordinator at Wake Forest, then moved on to Tulane for the next two seasons, serving as the Green Wave's hitting coach. In 1997, the Green Wave won the Conference USA regular-season crown, and in 1998, they advanced to the NCAA Tournament. Cooper left Tulane following the 1998 season and returned to Sacramento City College, where he starred in the early 1990's before lettering at Miami in 1993.

Along with his college coaching experience, Cooper also was an associate scout for the Los Angeles Dodgers from 1990-92 and has been selected to four coaching stints with USA Baseball in 2000, 2007, 2009 and 2013.

Cooper earned his bachelor's degree in psychology from Miami in 1994 and a master's in sports sciences/administration from Miami in 1996. He is married to his wife, Maureen, and has two sons, Jake and Tyson, who are both current members of the Penn State baseball team.





**RADIO/TV ROSTER**



1 Jay Harry  
IF, So.



2 Kyle Hannon  
IF/OF, So.



3 Cole Bartels  
OF/IF, Gr.



4 Tyson Cooper  
C/IF, R-So.



5 Carson Ertter  
OF, Fr.



6 Joe Nastasi  
RHP, So.



7 C.J. Pittaro  
IF, So.



8 Patrick DeMarco  
RHP, Fr.



9 Connor Throneberry  
IF/RHP, Fr.



10 Tanner Folds  
LHP, Fr.



11 Chad Rogers  
RHP, So.



12 Kellan Tulio  
LHP, Jr.



13 Tayven Kelley  
OF, Jr.



14 Matt Wood  
C, Jr.



15 Brenden Franks  
IF/RHP, Jr.



17 Seneca Gregory  
RHP, Fr.



18 Mason Mellott  
RHP, Gr.



19 Derek Cease  
IF/RHP, Fr.



20 Blaise Sclafani  
RHP, Fr.



21 Steven Miller  
RHP, Sr.



22 Johnny Piacentino  
OF, Jr.



23 Jake Cooper  
IF, Fr.



24 Jaden Henline  
RHP, So.



25 Chase Renner  
RHP, Fr.



27 Tommy Molsky  
RHP, Fr.



28 Hutch Gagnon  
LHP, Sr.



29 Carson Kohls  
RHP, So.



30 Anthony Steele  
LHP/1B/OF, Fr.



31 Ryan Partridge  
LHP, Jr.



33 Travis Luensmann  
RHP, So.



34 Richie Paltridge  
OF/IF, Gr.



35 Billy Gerlott  
OF/IF, So.



36 Tyler Shingledecker  
LHP, Sr.



37 Jordan Morales  
LHP, Jr.



40 Ben Kailher  
IF, Jr.



41 Josh Spiegel  
C/1B, R-Jr.



44 Devin Fletcher  
RHP, Fr.



46 Noah Burke  
OF, Fr.



49 Ben DeMell  
RHP/IF, Fr.