



INDIANA BASKETBALL

FIVE NATIONAL CHAMPIONSHIPS • EIGHT FINAL FOURS
22 BIG TEN CHAMPIONSHIPS • 45 ALL-AMERICANS • 76 NBA DRAFT PICKS

J.D. Campbell, Senior Assistant AD for Men's Basketball Communications • Cell: (812) 322-1437 • jc56@indiana.edu

2017-18 INDIANA SCHEDULE

Date	Opponent	Time	TV/SCORE
O.28	Marian (Exh.)	8pm	W, 93-62
N.5	Indianapolis (Exh.)	2pm	W, 74-53
N.10	Indiana St.	7pm	L, 69-90
N.12	Howard #	8pm	W, 86-77
N.15	at #23 Seton Hall \$	6:30pm	L, 68-84
N.19	South Florida #	6pm	W, 70-53
N.22	Arkansas St. #	7pm	W, 87-70
N.24	Eastern Michigan #	4:30pm	W, 87-67
N.29	#1 Duke %	9:30pm	L, 81-91
D.2	at Michigan*	12:30pm	L, 55-69
D.4	Iowa*	8pm	W, 77-64
D.9	at Louisville	2pm	L, 62-71
D.16	vs. #18 Notre Dame @	2:30pm	W, 80-77 OT
D.18	Fort Wayne	8pm	L, 72-92
D.21	Tennessee Tech	8pm	W, 87-59
D.29	Youngstown St.	8pm	W, 79-51
J.2	at Wisconsin*	7pm	L, 61-71
J.6	at Minnesota*	5:15pm	W, 75-71
J.9	Penn St.*	6:30pm	BTN
J.14	Northwestern*	4:30pm	CBS
J.19	at Michigan St.*	7pm	FS1
J.22	Maryland*	7pm	FS1
J.24	at Illinois*	9pm	BTN
J.28	Purdue*	3:30pm	FOX
J.30	at Ohio St.*	7pm	ESPN/2
F.3	Michigan St.*	6pm/8pm	ESPN/2
F.5	at Rutgers*	7pm	BTN
F.9	Minnesota*	7:30pm	FS1
F.14	Illinois*	8:30pm	BTN
F.17	at Iowa*	2pm	ESPN/2
F.20	at Nebraska*	9pm	BTN
F.23	Ohio St.*	8pm	FS1

F.28-M4 Big Ten Tournament (New York)

\$ - Gavitt Tipoff Games

- Hoosier Tip-Off Classic

% - Big Ten/ACC Challenge

@ - Crossroads Classic

* - Big Ten Conference game

- Home games in bold

- All game times Eastern

UPCOMING MEDIA AVAILABILITY

Date	Opponent	Time	Where
J. 12	Northwestern	2 p.m.	Press Room

ARCHIE MILLER RADIO SHOW

Date	Where	Time
J. 11	Holiday Inn	7 p.m.

All interview requests should be directed to J.D. Campbell. Contact him at (812) 322-1437 or via email at jc56@indiana.edu. Due to NCAA Time Management rules, players are not available on off days.

PENN STATE (12-5, 2-2) at INDIANA (9-7, 2-2)

Date: Tuesday, January 9, 2018 Tipoff: 6:30 p.m. ET

Series Record: IU leads, 37-11

Last Meeting: at IU 110, PSU 102 (30T - 2/1/17)

Location: Simon Skjodt Assembly Hall (17,222)

TV: BTN - Dave Revsine and Stephen Bardo

Radio: IU Radio Network - Don Fischer, Errek Suhr & Mike Glasscott



OPENING TIP

• The 118th season of Indiana basketball continues on Tuesday when the Hoosiers continue Big Ten play by hosting Penn State. IU is coming off a 75-71 road win at Minnesota, while Penn State won at home against Northwestern, 78-63.

• Indiana and Penn State have seen their last 6 games come down to the final seconds. Last year, James Blackmon Jr. hit a 3-pointer at the buzzer to give IU a 78-75 win at Penn State, while the Hoosiers also posted a 110-102 triple overtime win in Bloomington. One of the many key baskets was a Josh Newkirk layup at the buzzer at the end of the second OT to tie the game.

THE COACHES

• **Archie Miller** is the 29th head coach in Indiana men's basketball history. The 39-year old native of Beaver Falls, Pennsylvania, comes to IU after serving the previous six seasons as head coach at the University of Dayton, where he won Atlantic 10 Conference regular season championships in 2016 and 2017. He was Atlantic 10 Coach of the Year in 2017. He guided the Flyers to a 139-63 record (69.8) and a 68-34 mark (66.7) in the Atlantic 10. He took Dayton to the NCAA Tournament each of the last four years, with the Flyers advancing to the Elite Eight in the 2014 Tournament. UD was nationally ranked in 3 of Miller's 6 seasons (2013-14, 2014-15 and 2015-16).

• **Pat Chambers** is in his seventh year of leading the Nittany Lion program. He has 99 career wins at PSU and is 2-9 against the Hoosiers.

NEWS & NOTES

• Junior **Juwan Morgan** was 2nd in the Big Ten in scoring (18.4) during the month of December. He was 3rd in rebounding (8.9) and 5th in field goal percentage (61.4%). In Big Ten play, Morgan is 5th in the league in scoring (19.0), 6th in rebounding (8.5) and 7th in field goal percentage (62.5%). He had 20 points, 12 rebounds and a career-high 4 blocks against Minnesota. **He has improved his scoring 7.9 points per game since last season.**

• With the Hoosiers down key contributors in **De'Ron Davis** (lower right leg) and **Collin Hartman** (sore right shoulder), freshman **Justin Smith** was inserted into the starting lineup at Minnesota and came through in a big way. He scored 20 points and hit the go-ahead shot in the final minutes to lead IU to a 75-71 road win against the Gophers. Smith made 7-of-10 shots, hit both of his 3-point attempts, all four free throw attempts and added 3 rebounds in 26 minutes. His 3-pointer with 2:30 remaining gave IU a 71-70 lead, and was a key part of Indiana's 13-4 run to close out the game. He also scored the team's first 5 points of the game. Hartman was coming off a career-high 18 point effort against Wisconsin and is day-to-day. Davis is out indefinitely.

• Senior **Robert Johnson** had a career-high 28 points against Minnesota and added 7 rebounds, 7 assists and 2 steals in 38 minutes. He is now in 37th place on the IU all-time scoring list with 1,196 points and sixth on the school's all-time list with 199 treys. **He has averaged 17.5 points in his career against Penn State.**

• Redshirt junior walk-on **Zach McRoberts** has moved into the starting lineup and his propensity to make winning plays is the reason why. Against Minnesota, he did not score, but had 7 rebounds (3 offensive), added 3 assists and had a career-high 4 steals. It was his offensive rebound off a Morgan missed free throw and assist in the final seconds that propelled IU to a comeback win earlier this season against Notre Dame.

• The Hoosiers made 8-of-19 three-pointers (42.1%) against Minnesota. IU is 6-0 this season when making 8 triples or more in a game.

• IU posted its second win of the season when trailing with under 5:00 to go. UM led 67-62 with 4:53 to go. IU outscored them down the stretch 13-4 for the win. The Hoosiers also trailed late against Notre Dame before pulling out the win. The Hoosiers trailed the Irish, 65-57 with 2:01 remaining in the game.

2017-18 ROSTER

#	Name	Ht.	Wt.	Pos.	Yr/Exp	Hometown/High School/Prev. College
---	------	-----	-----	------	--------	------------------------------------

1 Aljami Durham 6-4 175 G Fr/HS Lilburn, Ga./Berkmar
 Started 9 games... made his first career start at Seton Hall and had 10 points... had 16 points, 3 rebounds and 3 assists against Howard... averaging 5.5 points and 1.5 assists.

2 Josh Newkirk 6-1 195 G R-Sr/1L Raleigh, NC/Word of God/Pittsburgh
 Has made 48 career starts... had 17 points and made 5 of 6 3's against Eastern Michigan ... had 20 points, 6 assists against Tenn. Tech

3 Justin Smith 6-6 220 F Fr/HS Buffalo Grove, Ill./Stevenson School
 First Chicago area freshman to sign with the Hoosiers since Brandon McGee in 2007... made his first career start against Seton Hall... had 10 points against the Pirates... came off the bench and posted 16 points and 12 rebounds against Howard... made his second start of the season against Minnesota and had a career-high 20 points.

4 Robert Johnson 6-3 195 G Sr/3L Richmond, Va./Benedictine College Prep
 Four-year starter... made 103 career starts... 51st player to score 1,000 points or more at IU... had 17 points and 4 rebounds against Duke... had 21 points, 4 boards, 3 assists, 2 blocks vs. USF ...had 20 points, 6 rebounds and 4 assists against Notre Dame... had a career-high 28 points gainst Minnesota with 7 rebounds and assists.

5 Quentin Taylor# 6-2 187 G Jr./2L Indianapolis, Ind./Brebeuf
 Walk-on.

10 Johnny Jager# 6-0 185 G R-So./TR Bloomington, Ind./Bloomington South/Wabash
 Walk-on who sat out last year as a redshirt... came from Wabash where he averaged 15.0 ppg as a frosh.

11 Devonte Green 6-3 186 G So./1L North Babylon, N.Y./Long Island Lutheran
 Started 5 times this season... had a career-high 16 point effort at Seton Hall... had 12 points against ASU... averaging 7.2 points... had 12 points and 4 assists against Iowa... had 12 points, 4 rebounds and 3 assists against Notre Dame.

12 Ethan Lasko# 6-2 171 G Fr/HS Hollywood, Fla./Katz Yeshiva
 Walk-on

13 Juwan Morgan 6-7 230 F Jr./2L Waynesville, Mo./Waynesville
 Has played in 78 games and started 35 in his career... averaging team-best 15.7 points and 7.3 rebounds... had 14 points, 6 boards and 2 blocks vs. Duke...had 17 points and 9 boards at Louisville... had 17 points against Wisconsin... had a Big Ten career-high 24 points at Michigan... had career-best 34 points and 11 boards against Notre Dame... had 5th double-double with 20 points and 12 boards at Minn.

15 Zach McRoberts# 6-6 205 G/F R-Jr./1L Carmel, Ind./Carmel/Vermont
 Walk-on... started last 2 games... had 7 boards, 3 assists and career-high 4 rebounds against Minnesota... had career-high 9 points against Fort Wayne... played season-high 29 minutes and had career-high 9 boards with 3 assists against Notre Dame.

20 De'Ron Davis 6-10 249 F So./1L Park Hill, Colo./Overland
 Out indefinitely with lower right leg injury... one of the top shooters in the Big Ten (61.5%) ... had 14 points, 7 boards and 3 blocks at Louisville ... had a career-high 17 point effort against Howard... finished with 16 points and 5 boards against Duke.

21 Freddie McSwain, Jr. 6-6 220 F Sr./1L Hinesville, Ga./Liberty County/Neosho County CC
 Had 5 points and 8 rebounds against Minnesota... had career-high 10 points with 9 boards against EMU... matched career-high with 10 points against Tennessee Tech... had 7 points and made all 3 FG attempts against YSU.

22 Clifton Moore 6-10 220 F Fr/HS Ambler, Pa./Hatboro-Horsham
 Ranked the No. 102 recruit in the country last season... saw his first action against Howard... had 7 minutes against USF... scored his first career basket against Tennessee Tech... also had 2 boards... also added a basket against YSU.

24 Vijay Blackmon# 6-3 175 G So./TR Marion, Ind./Marion/St. Francis (IN)
 Walk-on... will redshirt... brother of former Hoosier James Blackmon, Jr.

25 Race Thompson 6-8 220 F Fr/HS Plymouth, Minn./Armstrong
 Likely to redshirt ... rated as No. 71 player in the class of 2018 before deciding to enroll at IU.

30 Collin Hartman 6-7 220 F R-Sr./3L Indianapolis, Ind./Cathedral
 Missed Minnesota game with sore right shoulder... has played in 93 games and started 36... had a career 18-point effort against Wisconsin... had 11 points and 3 boards against Duke ... had 13 points, 5 boards and 2 assists against Iowa... had career-high 12 boards against Fort Wayne.

35 Tim Priller 6-9 225 F Sr./3L North Richland Hills, Texas/Richland
 Fourth year in the program... made seven of his nine field goal attempts last year.

- Non-scholarship

Pronunciation Guide

Aljami - "Al-JUH-me" // Jager - "JAY-gur" // De'Ron - "Duh-RON" // Devonte - "Duh-VON-tay"

- Head Coach:** Archie Miller, (First season - NC State, '02)
- Associate Head Coach:** Tom Ostrom (First season - Minnesota, '97)
- Assistant Coach:** Bruiser Flint (First season - Saint Joseph's, '87)
- Assistant Coach:** Ed Schilling (First season - (Miami (OH), '88)
- Athletic Trainer:** Tim Garl (37th season - Alabama '78)
- Director of Athletic Performance:** Clif Marshall (Louisville, '05)
- Assistant A.D. - Director of Basketball Administration:** Bil Comar (Kenyon, '93)
- Director of Basketball Operations:** Brian Walsh (Akron, '14)
- Team and Recruitment Analyst:** Ben Sander (Arizona, '15)
- Director of Player Development:** Derek Elston (Indiana '12)
- Graduate Managers:** Gabe Snider (UIC, '16), Drew Gladstone ('09, DePaul)

BIG TEN ONLY STANDINGS

Purdue	4-0
Ohio State	4-0
Michigan State	3-1
Michigan	3-1
Maryland	3-2
Indiana	2-2
Penn State	2-2
Minnesota	2-2
Nebraska	2-2
Wisconsin	2-2
Northwestern	1-3
Rutgers	1-3
Illinois	0-4
Iowa	0-5

100 GAME STARTERS (SINCE 07-08)

137	Yogi Ferrell, 12-16
130	Christian Watford, 09-13
121	Jordan Hulls, 09-13
103	Verdell Jones III, 08-12
103	Robert Johnson, 14-18

AWARDS

NATIONAL PLAYER OF THE WEEK

NCAA/NBC Sports Juwan Morgan, 12/18

BIG TEN PLAYER OF THE WEEK

..... Juwan Morgan, 12/18

KEY B1G RANKINGS

Overall Individual

Scoring	9th, Morgan, 15.7
Rebounds	10th, Morgan, 7.3
FG%	4th, Davis, 61.5
	7th, Morgan, 59.2
Blocked Shots	6th, Morgan, 1.6
	10th, Davis, 1.5
Offensive Rebounds	2nd, Morgan, 3.1
Minutes	3rd, Johnson, 33.4

Big Ten Only

Scoring	4th, Morgan, 19.0
Rebounds	6th, Morgan, 8.5
FG%	6th, Morgan, 62.5
FT%	10th, Johnson, 88.2
Blocked Shots	6th, Morgan, 1.8
Steals	4th, Morgan, 1.8
	10th, McRoberts, 1.5

Team

Steals	2nd, 7.3
Turnover Margin	2nd, +2.8

IU LEADS B1G ON NBA ROSTERS

IU has had more former players on NBA rosters this year than any other school in the Big Ten (8). That group includes **Eric Gordon and Troy Williams (Houston), Yogi Ferrell (Dallas), Victor Oladipo (Indiana), Thomas Bryant (Los Angeles), Noah Vonleh (Portland), OG Anunoby (Toronto) and Cody Zeller (Charlotte)**. Michigan and Michigan State each have six, Ohio State and Wisconsin have four, and Purdue has three. It is the highest number of former Hoosiers in the NBA since there were 8 former IU players in the league during the 1988-89 season.

LAST YEAR AT PENN STATE



Official Basketball Box Score -- Game Totals -- Final Statistics
 Indiana vs Penn State
 01/18/17 7:01 p.m. at University Park, Pa. (Bryce Jordan Ctr)



Official Basketball Box Score -- Game Totals -- Final Statistics
 Penn State vs Indiana
 02/01/17 6:30 p.m. at Simon Skjodt Assembly Hall



Indiana 78 • 13-6, 3-3

#	Player	Total			3-Ptr			Rebounds			PF	TP	A	TO	Blk	Stl	Min
		FG-FGA	FG-FGA	FT-FTA	FG-FGA	FG-FGA	FT-FTA	Off	Def	Tot							
03	Anunoby, OG	f	3-7	0-1	0-0	2	1	3	1	6	1	2	1	0	15		
31	Bryant, Thomas	c	7-10	0-1	3-3	4	5	9	3	17	1	5	1	0	32		
01	Blackmon Jr., James	g	6-14	5-11	0-2	0	5	5	0	17	3	3	0	1	36		
02	Newkirk, Josh	g	1-1	0-0	1-2	0	1	1	4	3	0	1	0	0	18		
04	Johnson, Robert	g	7-14	3-6	0-0	1	6	7	1	17	3	2	0	0	35		
00	Jones, Curtis		2-6	0-1	0-2	0	0	0	3	4	0	0	0	1	14		
11	Green, Devonte		2-4	1-3	0-0	0	2	2	3	5	1	1	0	0	14		
15	McRoberts, Zach		0-2	0-2	0-0	1	1	2	2	0	2	1	2	2	15		
20	Davis, DeRon		1-2	0-0	5-6	2	2	4	5	7	0	0	1	1	14		
21	McSwain Jr., Freddie		1-1	0-0	0-0	1	1	2	1	2	0	0	0	0	7		
	Team					2	0	2									
Totals			30-61	9-25	9-15	13	24	37	23	78	11	17	5	5	200		

FG % 1st Half: 15-30 50.0% 2nd half: 15-31 48.4% Game: 30-61 49.2% Deadball Rebounds 5.1
 3FG % 1st Half: 5-12 41.7% 2nd half: 4-13 30.8% Game: 9-25 36.0%
 FT % 1st Half: 9-13 69.2% 2nd half: 0-2 0.0% Game: 9-15 60.0%

Penn State 75 • 11-8, 3-3

#	Player	Total			3-Ptr			Rebounds			PF	TP	A	TO	Blk	Stl	Min
		FG-FGA	FG-FGA	FT-FTA	FG-FGA	FG-FGA	FT-FTA	Off	Def	Tot							
11	Stevens, Lamar	f	3-9	0-0	2-4	1	5	6	2	8	0	1	0	2	20		
44	Moore, Julian	f	3-3	0-0	2-2	4	0	4	2	8	1	0	1	0	25		
10	Carr, Tony	g	6-13	2-2	10-11	1	3	4	4	24	2	2	1	0	36		
23	Reaves, Josh	g	2-8	0-2	2-6	1	3	4	4	6	3	3	1	4	29		
33	Garner, Shep	g	5-10	4-7	1-2	1	2	3	0	15	2	2	0	2	33		
00	Banks, Payton		3-12	2-8	2-2	0	2	2	4	10	1	1	0	1	26		
04	Bostick, Nazeer		0-1	0-0	0-0	1	1	2	0	0	0	1	1	0	7		
05	Samuel, Terrence		0-2	0-1	0-0	3	2	5	0	0	2	1	0	1	11		
24	Watkins, Mike		1-2	0-0	2-4	0	0	0	3	4	0	0	1	0	13		
	Team					3	0	3									
Totals			23-60	8-20	21-31	15	18	33	19	75	11	11	5	10	200		

FG % 1st Half: 11-34 32.4% 2nd half: 12-26 46.2% Game: 23-60 38.3% Deadball Rebounds 7.1
 3FG % 1st Half: 4-12 33.3% 2nd half: 4-8 50.0% Game: 8-20 40.0%
 FT % 1st Half: 11-13 84.6% 2nd half: 10-18 55.6% Game: 21-31 67.7%

Officials: Paul Szec, Donnie Eppley, Rob Kueneman
 Technical fouls: Indiana-None. Penn State-None.
 Attendance: 7818

Score by periods	1st	2nd	Total
Indiana	44	34	78
Penn State	37	38	75

Points	In Paint	Off T/O	2nd Chance	Fast Break	Bench
IND	38	11	23	6	18
PSU	28	17	17	13	14

Last FG - IND 2nd-00:00, PSU 2nd-00:39.
 Largest lead - IND by 14 2nd-09:19, PSU by 7 1st-12:47.
 IND led for 29:38, PSU led for 09:05. Game was tied for 01:17.

Score tied - 3 times.
 Lead changed - 8 times.

Penn State 102 • 12-11, 4-6 B1G

#	Player	Total			3-Ptr			Rebounds			PF	TP	A	TO	Blk	Stl	Min
		FG-FGA	FG-FGA	FT-FTA	FG-FGA	FG-FGA	FT-FTA	Off	Def	Tot							
11	Stevens, Lamar	f	9-17	2-3	6-9	3	5	8	4	26	2	6	0	1	42		
44	Moore, Julian	f	4-5	0-0	0-0	1	1	2	5	8	1	0	1	1	25		
10	Carr, Tony	g	7-17	2-7	7-10	0	5	5	5	23	14	4	0	0	42		
23	Reaves, Josh	g	1-3	0-1	0-1	1	2	3	5	2	2	1	1	1	23		
33	Garner, Shep	g	5-15	4-11	2-5	0	3	3	3	16	3	2	0	1	50		
00	Banks, Payton		4-13	2-8	2-2	0	1	1	3	12	1	1	0	2	46		
04	Bostick, Nazeer		0-1	0-1	0-0	0	0	0	1	0	0	0	0	0	0+		
05	Samuel, Terrence		1-2	1-1	0-2	0	1	1	0	3	1	1	0	0	18		
24	Watkins, Mike		6-7	0-0	0-0	1	10	11	2	12	0	1	2	0	29		
	Team					1	0	1									
Totals			37-80	11-32	17-29	7	28	35	28	102	24	16	4	6	275		

FG % 1st Half: 15-30 50.0% 2nd half: 12-25 48.0% OT: 10-25 40.0% Game: 37-80 46.3% Deadball Rebounds 4.2
 3FG % 1st Half: 7-15 46.7% 2nd half: 3-9 33.3% OT: 1-8 12.5% Game: 11-32 34.4%
 FT % 1st Half: 0-5 0.0% 2nd half: 8-10 80.0% OT: 9-14 64.3% Game: 17-29 58.6%

Indiana 110 • 15-8, 5-5 B1G

#	Player	Total			3-Ptr			Rebounds			PF	TP	A	TO	Blk	Stl	Min
		FG-FGA	FG-FGA	FT-FTA	FG-FGA	FG-FGA	FT-FTA	Off	Def	Tot							
13	Morgan, Juwan	f	1-4	0-1	0-1	2	3	5	5	2	0	1	0	1	21		
31	Bryant, Thomas	c	13-18	1-1	4-8	4	7	11	5	31	1	5	1	2	44		
02	Newkirk, Josh	g	9-14	4-8	5-8	0	3	3	4	27	2	4	2	1	46		
04	Johnson, Robert	g	10-17	1-5	6-6	0	11	11	4	27	2	8	0	1	45		
11	Green, Devonte	g	3-11	0-4	4-6	1	9	10	4	27	4	2	1	1	50		
00	Jones, Curtis		0-3	0-2	0-0	1	0	1	0	0	0	1	0	1	11		
15	McRoberts, Zach		1-2	0-0	0-0	1	4	5	4	2	3	0	1	1	32		
20	Davis, DeRon		3-8	0-0	3-3	3	5	8	1	9	1	2	2	2	22		
21	McSwain Jr., Freddie		1-1	0-0	0-0	1	0	1	0	2	0	0	0	0	4		
	Team					0	1	1									
Totals			41-78	6-21	22-32	13	43	56	24	110	13	23	7	10	275		

FG % 1st Half: 18-31 58.1% 2nd half: 10-22 45.5% OT: 13-25 52.0% Game: 41-78 52.6% Deadball Rebounds 4.1
 3FG % 1st Half: 4-9 44.4% 2nd half: 1-6 16.7% OT: 1-6 16.7% Game: 6-21 28.6%
 FT % 1st Half: 6-9 66.7% 2nd half: 5-7 71.4% OT: 11-16 68.8% Game: 22-32 68.8%

Officials: Gene Steratore, Bo Boroski, Larry Scirocco
 Technical fouls: Penn State-None. Indiana-None.
 Attendance: 17222

Score by periods	1st	2nd	OT	OT2	OT3	Total
Penn State	37	35	8	13	9	102
Indiana	46	26	8	13	17	110

Points	In Paint	Off T/O	2nd Chance	Fast Break	Bench
PSU	40	29	10	8	27
IND	66	17	14	8	13

Last FG - PSU OT3-00:43, IND OT3-02:55.
 Largest lead - PSU by 4 1st-10:29, IND by 13 1st-02:27.
 PSU led for 08:37, IND led for 36:27. Game was tied for 09:56.

Score tied - 14 times.
 Lead changed - 6 times.

ALL-TIME RESULTS VS. PENN STATE
 Indiana leads, 37-11

11/26/78 W 86-65 Anchorage	1/7/13 W 74-51 Univ. Park
12/12/81 W 80-51 Bloomington	1/23/13 W 72-49 Bloomington
1/9/93 W 105-57 Bloomington	1/11/14 W 79-76 Univ. Park
2/9/93 W 88-84** Univ. Park	2/12/14 L 66-65 Bloomington
1/8/94 W 80-72 Bloomington	1/13/15 W 76-73 Bloomington
2/5/94 W 76-66 Univ. Park	2/6/16 L 63-68 Univ. Park
1/18/95 W 71-69 Univ. Park	1/18/17 W 78-75 Univ. Park
2/25/95 W 73-60 Bloomington	2/1/17 W 110-102(3OT) Bloomington
1/27/96 L 68-82 Univ. Park	
2/14/96 W 72-54 Bloomington	
1/26/97 W 70-55 Univ. Park	
2/11/97 W 81-57 Bloomington	
2/4/98 W 95-76 Bloomington	
1/31/99 W 98-95** Univ. Park	
1/8/00 W 85-78 Univ. Park	
2/2/00 W 87-77 Bloomington	
1/17/01 W 77-69 Bloomington	
2/3/01 W 85-78* Univ. Park	
1/5/02 W 61-54 Bloomington	
1/23/02 W 85-51 Univ. Park	
1/8/03 W 78-65 Bloomington	
3/8/03 L 66-74 Univ. Park	
3/13/03 W 77-49 Chicago	
2/11/04 W 75-56 Univ. Park	
2/2/05 W 68-63 Bloomington	
2/15/06 L 68-71 Univ. Park	
2/22/06 W 69-65 Bloomington	
1/13/07 W 84-74 Univ. Park	
3/3/07 W 94-63 Bloomington	
1/20/08 W 81-65 Bloomington	
3/9/08 L 64-68* Univ. Park	
1/17/09 L 55-65 Bloomington	
2/28/09 L 58-61 Univ. Park	
3/12/09 L 51-66 Indianapolis	
1/21/10 W 67-61 Univ. Park	
12/27/10 L 60-69 Bloomington	
3/10/11 L 55-61 Indianapolis	
1/8/12 W 88-82 Univ. Park	
1/22/12 W 73-54 Bloomington	
3/8/12 W 75-58 Indianapolis	

* indicates number of overtimes played

Active Indiana Players Career vs. Penn State

##	Player	gp-gs	min	avg	Total		3-Point		F-Throw		Rebounds											
					fg-fga	fg%	3fg-fga	3fg%	ft-fa	ft%	off	def	tot	avg	pf	dq	a	to	blk	stl	pts	avg
04	Johnson, Robert	4-4	146	36.5	26-47	.553	9-21	.429	9-12	.750	2	25	27	6.8	7	0	11	12	0	5	70	17.5
02	Newkirk, Josh	2-2	64	32.0	10-15	.667	4-8	.500	6-10	.600	0	4	4	2.0	8	0	2	5	2	1	30	15.0
20	Davis, DeRon	2-0	36	18.0	4-10	.400	0-0	.000	8-9	.889	5	7	12	6.0	6	1	1	2	3	3	16	8.0
11	Green, Devonte	2-1	59	29.5	5-15	.333	1-7	.143	4-6	.667	1	11	12	6.0	4	0	5	3	1	1	15	7.5
30	Hartman, Collin	2-2	46	23.0	2-10	.200	2-6	.333	4-4	1.000	3	3	6	3.0	7	0	4	5	0	0	10	5.0
13	Morgan, Juwan	2-1	29	14.5	1-4	.250	0-1	.000	3-5	.600	2	5	7	3.5	5	1	0	1	0	1	5	2.5
21	McSwain Jr., Freddie	2-0	11	5.5	2-2	1.000	0-0	.000	0-0	.000	2	1	3	1.5	1	0	0	0	0	0	4	2.0
15	McRoberts, Zach	2-0	47	23.5	1-4	.250	0-2	.000	0-0	.000	2	5	7	3.5	6	0	5	1	3	3	2	1.0

Active Penn State Players Career vs. Indiana

##	Player	gp-gs	min	avg	Total		3-Point		F-Throw		Rebounds											
					fg-fga	fg%	3fg-fga	3fg%	ft-fa	ft%	off	def	tot	avg	pf	dq	a	to	blk	stl	pts	avg
11	Stevens, Lamar	2-2	62	31.0	12-26	.462	2-3	.667	8-13	.615	4	10	14	7.0	6	0	2	7	0	3	34	17.0
33	Garner, Shep	4-4	144	36.0	20-54	.370	10-32	.313	7-13	.538	2	14	16	4.0	6	0	11	8	0	6	57	14.3
24	Watkins, Mike	2-0	42	21.0	7-9	.778	0-0	.000	2-4	.500	1	10	11	5.5	5	0	0	1	3	0	16	8.0
44	Moore, Julian	4-3	86	21.5	9-11	.818	0-0	.000	5-8	.625	6	3	9	2.3	12	1	3	1	3	2	23	5.8
23	Reaves, Josh	3-2	62	20.7	3-13	.231	0-4	.000	2-7	.286	2	7	9	3.0	11	1	5	4	2	5	8	2.7
04	Bostick, Nazeer	2-0	7	3.5	0-2	.000	0-1	.000	0-0	.000	1	1	2	1.0	1	0	0	1	1	0	0	0.0
01	Zemgulis, Davis	1-0	7	7.0	0-2	.000	0-1	.000	0-0	.000	1	0	1	1.0	1	0	0	0	0	0	0	0.0

TEAM

BIG TIME STAFF

Tom Ostrom, Associate Head Coach

Came with Miller from Dayton... also has worked at South Alabama and Florida... worked for Billy Donovan with the Gators. A 1997 graduate of the University of Minnesota who worked as an undergrad with the Golden Gopher program.

Bruiser Flint, Assistant Coach

Long-time head coach at Drexel who also guided UMass and was an assistant for John Calipari at UMass.

Ed Schilling, Assistant Coach

Native of Indiana who came to IU from UCLA... guided Park Tudor to multiple state titles where he coached Yogi Ferrell... trained several NBA players... former head coach at Wright State... also assisted John Calipari at UMass, Memphis and New Jersey Nets.

Bill Comar, Asst. AD/Basketball Admin.

Came from Dayton. Had been a part of teams that made 16 post season appearances, including 12 NCAA Tournament berths in stops that include Miami of Ohio, Xavier and UD.

Clif Marshall, Director of Athletic Performance

Longtime trainer of professional athletes, most notably several NFL standouts. Also worked with BB programs at Xavier and Dayton.

Tim Garl, Athletic Trainer

Enters 37th year in the program

Dr. Larry Rink

Enters 38th year with the team

QUICK HITS

• Graduate forward **Collin Hartman** is back for a fifth year after sitting out last year with knee surgery. Hartman started 24 games for the eventual Big Ten champions in 2016, averaging 5.0 points and 3.1 rebounds per game. He is averaging 6.6 points per game this season. He had a career-high 18 points at Wisconsin. He had 11 points in 16 minutes against Duke and had a career-high 12 rebounds against Fort Wayne. He followed that up with a season-high 13 points against Iowa. He earned the team's fifth Gold Standard Jersey.

• Senior guard **Robert Johnson** has been a starter for 103 of the 114 games he has been healthy to play since joining the team in 2014-15. He earned the team's third Gold Standard jersey. The newest member of IU's 1,000-point

club is averaging 13.6 points per game after he notched a career-high 28 points at Minnesota. He had 14 points and 5 assists against Wisconsin. He is averaging 18.3 points in the last 3 games.

• Senior guard **Josh Newkirk** has started 48 career games. He had a season-high 20-point, 6 assist effort against Tennessee Tech. He had 17 points against Eastern Michigan, hitting on 5 of 6 3-pointers. He earned the team's 4th Gold Standard jersey.

• Junior forward **Juwan Morgan** is arguably one of the most improved players in the Big Ten. He has 5 double-doubles, the latest coming in a 20-point, 12-board effort at Minnesota. He earned the team's second Gold Standard jersey. He is averaging 19.0 points and 8.4 rebounds in B1G play.

• Sophomore forward **De'Ron Davis** is third on the team averaging 9.6 points and is second at 4.3 rebounds and is out indefinitely with a lower right leg injury.

• Sophomore guard **Devonte Green** is averaging a team-high 7.7 points when coming off the bench. He was the first player to earn the right to wear a gold jersey in practice and was most recently afforded the honor for the second time. That is given to the player who has displayed a Gold Standard in his play in practice.

• Redshirt junior **Zach McRoberts** has moved into the starting lineup and is averaging 4.8 points and 5.2 rebounds in the last 5 games. He had an IU career-high with 9 points against Fort Wayne and followed that up with 8 points against Tennessee Tech.

• Freshman forward **Justin Smith** is averaging 4.9 points and averages 2.9 rebounds per game. He had 20 points against Minnesota and made the go-ahead basket with 2:30 left in the game.

• Freshman guard **Aljami Durham** is averaging 5.5 points and 22.8 minutes per game. He had 9 points, 5 boards and 4 assists against South Florida.

• Senior **Freddie McSwain, Jr.** tied a career-high with 10 points against Tennessee Tech. He had 10 points with 9 rebounds against Eastern Michigan and 7 points against YSU. He had 5 points and 8 boards at Minnesota.

• Since Assembly Hall was opened in November, 1971, Indiana has ranked in the top 10 in attendance in 39 of the last 46 seasons.

• **Don Fischer** begins his 45th year as the play-by-play voice of the Indiana Hoosiers.

• The December 2 Big Ten game against Michigan was the earliest the Hoosiers had ever played a conference game.

• For the first time in school history, IU will play three conference games on Friday evenings. IU plays at Michigan State (January 19), and will host Minnesota (February 9) and Ohio State (February 23).

• The Hoosiers Monday night offerings include home games against Iowa (December 4), Maryland (January 22), and a road game against Rutgers (February 5).

**ANUNOBY IS LATEST
NBA FIRST ROUND PICK**

Forward OG Anunoby, who saw his Indiana men's basketball career end due to a knee injury during the 2016-17 season, was selected with the 23rd pick of the 2017 NBA Draft by the Toronto Raptors. He is the Hoosiers 24th first round pick, which is tied for most among Big Ten schools. He also is the first Hoosier ever picked by the Raptors.

HOOSIERS IN THE NBA/G LEAGUE

- Eric Gordon - Houston Rockets
- (2017 NBA Sixth Man of the Year)
- Victor Oladipo - Indiana Pacers
- Cody Zeller - Charlotte Hornets
- Noah Vonleh - Portland Trailblazers
- Yogi Ferrell - Dallas Mavericks
- (2017 2nd Team NBA All-Rookie)
- Troy Williams - Houston Rockets/Rio Grande Vipers
- OG Anunoby - Toronto Raptors
- Thomas Bryant - LA Lakers/South Bay Lakers
- James Blackmon, Jr. - Delaware 87ers

HOOSIERS OVERSEAS

- Christian Watford - Taiwan (Bank of Taiwan)
- Will Sheehey - Portugal (FC Porto)
- Jordan Hulls - Germany
- (Eisbaeren Bremerhaven)
- Nick Zeisloft - Lithuania (BC Siauliai)
- D.J. White (Bahcesehir Turkey)

TEAM

KEITH SMART NAMED TO IU ATHLETICS HALL OF FAME

Keith Smart, who hit the game winning shot in the 1987 NCAA Championship game, is among six former student-athletes who were inducted to its Athletics Hall of Fame on November 3, 2017. The IU Athletics Hall of Fame, established in 1982 by the Department of Intercollegiate Athletics in conjunction with the Varsity Club and the I-Association, recognizes individuals who have made exceptional contributions to the prestige of IU both on and off the field of competition. He is the 47th member of the men’s basketball program to receive this distinction. Smart played two years from 1986-88 and is best remembered for hitting the game winning basket in the closing seconds of IU’s 74-73 victory in the 1987 NCAA Championship game in his home state of Louisiana (New Orleans), giving IU its fifth national title. A native of Baton Rouge, Louisiana, he overcame great odds to even play basketball at the collegiate level. Smart was only 5-7 as a senior at McKinley High School and was limited to just three games in his final prep season because of a broken arm. He began his collegiate career at Garden City Community College where he gained the attention of the IU coaching staff by earning Jayhawk Conference Player of the Year as a sophomore. He started 52 games averaging 13.2 points as a senior and 11.2 points as a junior. He was named Co-MVP of the team in 1988 and is tied for the IU single-game record with 15 assists which he recorded in an NCAA tournament game win over Auburn in 1987. He was drafted by the Golden State Warriors and was later traded to the San Antonio Spurs. He has served as a head coach in the NBA for the Cleveland Cavaliers, Golden State Warriors and Sacramento Kings and is currently on the staff of the Memphis Grizzlies.

GEORGE MCGINNIS NAMED TO NAISMITH HALL OF FAME

Former Indiana Hoosier men’s basketball player George McGinnis among the 11 inductees in the 2017 Naismith Basketball Hall of Fame. McGinnis, who perhaps authored the greatest single season individual effort in the history of the program, wore the Cream and Crimson during the 1970-71 season. He is the seventh member of the Indiana basketball program to be honored. The graduate of Washington High School in Indianapolis led the Big Ten in both scoring (29.9) and rebounding (14.7). His single season scoring average remains an IU record and his single season rebound mark is the fourth

best in Hoosier lore. McGinnis scored 20 or more points in 21 of his 24 college games, including an Indiana record 14 times in a row. He also scored over 30 points on 12 different occasions, a Hoosier single-season record. Following his one season with IU, he began his professional career with the Indiana Pacers helping the Pacers to ABA Championships in 1972 and 1973. With the Pacers he was named the 1975 Co-MVP with future teammate Julius Erving. He was traded in 1975 to the Philadelphia 76ers where was part of a team, including Dr. J, which played in the 1977 NBA Finals. He was traded to Denver in 1978 and finished his career with two and a half more seasons as a Pacer. He was a three-time ABA and NBA All-Star and was selected to the all-time ABA Team. He played in 842 games as a professional and averaged 20.2, 11.0 rebounds and 3.7 assists.

SCOTT MAY JOINS COLLEGE BASKETBALL HALL OF FAME

Former Indiana Hoosier men’s basketball player Scott May was enshrined in the College Basketball Hall of Fame this past week. He is one of just four players to earn National Player of the Year honors while wearing the Cream and Crimson and becomes the fifth former Hoosier to receive this recognition. May was another member of the Indiana dream team of 1976. An undefeated season, four Big Ten Championship rings and an NCAA title are just a few of the accomplishments under May’s name. As a junior, the All-American helped lead Indiana to a perfect 18-0 conference record, only to break his arm in the final game of the regular season. Without May, the Hoosiers’ tournament title dreams ended with a 92-90 Mideast Regional championship loss to Kentucky. May returned for his final season in perfect condition and proved it by helping IU to its one and only unbeaten season. The 1976 Player of the Year was the Hoosiers’ leading scorer on Bob Knight’s first national championship team. May also contributed to the gold medal U.S. Olympic team following his senior season. He averaged 14.2 points for the Chicago Bulls, making the NBA All-Rookie team. His NBA career spanned seven seasons. He was traded in 1975 to the Philadelphia 76ers where was part of a team that included Dr. J., which played in the 1977 NBA Finals. He was traded to Denver in 1978 and finished his career with two and a half more seasons as a Pacer. He was a three-time ABA and NBA All-Star and was selected to the all-time ABA Team.

USA TODAY COACHES POLL (Jan. 8)

RK	TEAM	RECORD	PTS
1	Villanova (27)	14-1	770
2	West Virginia (4)	14-1	724
3	Virginia	14-1	693
4	Michigan State	15-2	679
5	Wichita State	13-2	586
6	Duke	13-2	584
7	Purdue	15-2	567
8	Texas Tech	14-1	525
9	Oklahoma	12-2	518
10	Xavier	15-2	505
11	Arizona State	13-2	449
12	Kansas	12-3	426
13	Cincinnati	14-2	350
14	Gonzaga	14-3	325
15	Seton Hall	14-2	304
16	TCU	13-2	285
17	Clemson	14-1	258
18	North Carolina	12-4	230
19	Miami	13-2	219
20	Kentucky	12-3	205
21	Arizona	12-4	174
22	Creighton	13-3	160
23	Tennessee	10-4	138
24	Auburn	14-1	100
25	Notre Dame	13-3	53

Others receiving votes: Florida State 48, Texas A&M 47, Florida 40, Baylor 26, Saint Mary’s 22, Arkansas 21, Michigan 9, Ohio State 9, Nevada 8, Rhode Island 6, New Mexico State 4, Mississippi State 4, UCLA 3, Boise State 1

ASSOCIATED PRESS POLL (Jan. 8)

RK	TEAM	RECORD	PTS
1	Villanova (52)	14-1	1,611
2	West Virginia (12)	14-1	1,559
3	Virginia (1)	14-1	1,438
4	Michigan State	15-2	1,390
5	Purdue	15-2	1,225
5	Wichita State	13-2	1,225
7	Duke	13-2	1,222
8	Texas Tech	14-1	1,174
9	Oklahoma	12-2	1,152
10	Xavier	15-2	1,050
11	Arizona State	13-2	1,036
12	Kansas	12-3	888
13	Seton Hall	14-2	759
14	Cincinnati	14-2	739
15	Gonzaga	14-3	676
16	TCU	13-2	621
17	Arizona	12-4	537
18	Miami	13-2	502
19	Clemson	14-1	465
20	North Carolina	12-4	423
21	Kentucky	12-3	314
22	Auburn	14-1	243
23	Florida State	12-3	202
24	Tennessee	10-4	198
25	Creighton	13-3	160

Others receiving votes: Notre Dame 121, Florida 85, Texas A&M 62, Ohio State 29, Rhode Island 7, Michigan 5, Baylor 2, Nevada 2, New Mexico State 1, Georgia 1, Arkansas 1

MINNESOTA POST GAME NOTES

- The Hoosiers posted their 100th win in the series against the Gophers.
- IU posted its second win of the season when trailing with under 5:00 to go. UM led 67-62 with 4:53 to go. IU outscored them down the stretch 13-4 for the win. The Hoosiers also trailed late against Notre Dame before pulling out the win.
- It was the first road win of the season for the Hoosiers and first Big Ten road win for Coach **Archie Miller** who is now 2-0 against the Gophers.
- The Hoosiers played without sophomore De’Ron Davis (lower right leg) and Collin Hartman (sore right shoulder). The duo contribute 16.2 points per game on average.
- IU improved to 6-0 when making 8 or more 3FG. The Hoosiers also won the battle of the boards, 45-35, and with their 17 offensive boards, IU posted a 17-9 edge in second chance points. IU also had 19 points off turnovers to Minnesota’s 10.
- Senior **Robert Johnson** notched a career-high 28 points. It was his 8th career effort of 20 points or more. His 7 assists tied his Big Ten career-high. He also added 7 rebounds. He made his 103rd career start tying him with Verdell Jones III among players with 100 or more career starts.
- He moved into 37th on the school’s all-time scoring list with 1,196 points to surpass Quinn Buckner who scored 1,195 in his career. With his 3 3FGM he now has 198 triples in his career and needs 2 to tie Tom Coverdale for 5th place on the school’s all-time list. Coverdale made 200 from 2000-2003.

- Junior **Juwan Morgan** had his 5th double-double of the season. He finished with 20 points and 12 rebounds and also tied his career-high with 4 blocked shots. He also set a career-high by making 3 of 4 three-point field goals. He entered the game with just 2 3FGM this season.
- Freshman **Justin Smith** made his second career start, and had a career-high 20 points and made 2 three-pointers, including the go-ahead triple with 2:43 to go. He made 7 of 9 shots from the field and all 4 of his free throw attempts.
- Redshirt junior **Zach McRoberts** made his second consecutive start and contributed 7 rebounds, including 3 on the offensive end. He also had 3 assists and a career-high 4 steals.
- Senior **Freddie McSwain, Jr.** had 5 points and 8 rebounds off the bench. He also added an assist.
- Senior **Josh Newkirk** had 3 assists.
- Minnesota scored the first 5 points of the game.
- IU had its biggest lead at 32-23 with 3:41 left in the first half.
- The Gophers had their biggest lead at 48-40 with 15:19 left in the game.

INDIANA ALL-TIME SCORING LIST

RK	PLAYER	PTS	YEARS
1.	Calbert Cheaney	2,613*	1990-93
2.	Steve Alford	2,438	1984-87
3.	Don Schlundt	2,192	1952-55
4.	A.J. Guyton	2,100	1997-00
5.	Mike Woodson	2,061	1977-80
6.	Kevin “Yogi” Ferrell	1,986	2012-16
7.	Alan Henderson	1,979	1992-95
8.	Damon Bailey	1,741	1991-94
9.	Kent Benson	1,740	1974-77
10.	Christian Watford	1,730	2010-13
11.	Eric Anderson	1,715	1989-92
12.	Brian Evans	1,701	1993-96
13.	Scott May	1,593	1974-76
14.	Greg Graham	1,590	1990-93
15.	Randy Wittman	1,549	1979-83
16.	Archie Dees	1,546	1956-58
17.	Bracey Wright	1,498	2003-05
18.	D.J. White	1,447	2004-08
19.	Walt Bellamy	1,441	1959-61
20.	Ray Tolbert	1,427	1978-81
21.	Kirk Haston	1,406	1999-01
22.	Jimmy Rayl	1,401	1961-63
23.	Andrae Patterson	1,365	1995-98
24.	Uwe Blab	1,357	1982-85
25.	Verdell Jones III	1,347	2009-12
26.	Ted Kitchel	1,336	1979-83
27.	Jordan Hulls	1,318	2010-13
28.	Tom Bolyard	1,299	1961-63
29.	Joby Wright	1,272	1970-72
30.	Steve Green	1,265	1973-75
31.	Tom VanArsdale	1,252	1963-65
32.	Dick VanArsdale	1,240	1963-65
33.	James Blackmon Jr.	1,235	2015-17
34.	Steve Downing	1,220	1971-73
35.	Tom Coverdale	1,217	2000-03
36.	Jeff Newton	1,203	2000-03
37.	Robert Johnson	1,196	Active
38.	Quinn Buckner	1,195	1973-76
39.	Cody Zeller	1,157	2011-13
40.	Will Sheehey	1,120	2011-14
41.	Victor Oladipo	1,117	2010-13
42.	Troy Williams	1,115	2013-16
43.	Marshall Strickland	1,106	2003-06
44.	Vernon Payne	1,101	1966-68
45.	Joe Cooke	1,099	1968-69
46.	Bob Leonard	1,098	1952-54
47.	Daryl Thomas	1,095	1984-87
48.	Rick Calloway	1,073	1986-88
49.	Jay Edwards	1,038	1988-89
50.	Butch Joyner	1,030	1966-68
51.	Jared Jeffries	1,008	2001-02

* - Big Ten record

INDIANA CAREER 3FG MADE (ALL GAMES)

1.	A.J. Guyton	283	1997-00
2.	Kevin “Yogi” Ferrell	272	2012-15
3.	Jordan Hulls	254	2010-13
4.	James Blackmon Jr.	205	2015-17
5.	Tom Coverdale	200	2000-03
6.	Robert Johnson	199	2015-Pres.
7.	Marshall Strickland	188	2003-06
8.	Bracey Wright	186	2003-05
	Brian Evans	186	1993-96
10.	Kyle Hornsby	178	2000-03

SPECIALTY STATS							STARTING LINEUPS					
Game	FTM	Bench	Paint	Off TO	2nd	FB	Game	1	2	3	4	5
Indiana St.	23/15	24/13	32/16	11/34	9/9	6/7	Indiana St.	Green	Johnson	Newkirk	Morgan	Davis
Howard	12/14	39/39	48/18	12/12	12/11	14/5	Howard	Green	Johnson	Newkirk	Morgan	Davis
at Seton Hall	8/19	24/14	30/34	21/21	11/11	4/9	at Seton Hall	Durham	Johnson	Newkirk	Smith	Davis
South Fla.	19/14	17/19	36/16	15/11	12/19	11/6	South Florida	Green	Johnson	Newkirk	Morgan	Davis
Arkansas St.	16/11	21/36	50/38	15/0	13/13	9/4	Arkansas St.	Green	Johnson	Newkirk	Morgan	Davis
E. Michigan	13/14	29/16	34/20	10/11	14/13	4/2	E. Michigan	Green	Johnson	Newkirk	Morgan	Davis
Duke	16/22	21/5	46/44	9/13	9/15	8/2	Duke	Durham	Johnson	Newkirk	Morgan	Davis
at Michigan	9/6	9/29	36/26	14/12	6/6	0/5	at Michigan	Durham	Johnson	Newkirk	Morgan	Davis
Iowa	15/4	27/28	36/26	22/10	12/12	15/7	Iowa	Durham	Johnson	Newkirk	Morgan	Davis
at Louisville	13/10	16/15	32/30	9/17	18/13	0/7	at Louisville	Durham	Johnson	Newkirk	Morgan	Davis
vs. Notre Dame	18/19	19/12	32/30	12/21	14/9	0/6	vs. Notre Dame	Durham	Johnson	Newkirk	Morgan	Davis
Fort Wayne	12/13	22/17	42/26	7/29	19/5	9/17	Fort Wayne	Durham	Johnson	Newkirk	Morgan	Davis
Tennessee Tech	19/6	35/22	40/38	18/4	16/12	21/11	Tennessee Tech	Durham	Johnson	Newkirk	Morgan	Davis
Youngstown St.	16/7	29/21	44/32	15/16	11/11	14/8	Youngstown St.	Durham	Johnson	Newkirk	Morgan	Davis
at Wisconsin	9/18	22/7	36/30	14/9	4/15	7/0	at Wisconsin	Newkirk	Johnson	McRoberts	Morgan	Davis
at Minnesota	11/12	7/11	34/26	22/10	17/9	6/11	at Minnesota	Newkirk	Johnson	McRoberts	Morgan	Smith

Stats listed as IU/Opponent

FOUR SIGNEES COMPRISE ARCHIE MILLER'S FIRST SIGNING CLASS AT INDIANA

Indiana University men's basketball coach Archie Miller has announced the signing of four players to a national letter of intent to play basketball at and attend IU beginning in the fall of 2018. Joining the Hoosiers are forward Damezi Anderson (South Bend/Riley), forward Jake Forrester (Harrisburg, Pa./Westtown), forward Jerome Hunter (Pickerington, Ohio/North) and guard Rob Phinisee (Lafayette/McCutcheon). The quartet is ranked as the 12th-best recruiting class in the country by Scout/247 and 15th-best in the nation by Rivals.com.

Archie Miller on the Class:

"We are excited to announce our first recruiting class as coaches of the Indiana Hoosiers. This is a group of four young men who we identified right away in the spring as players who not only fit our needs on the basketball court, but also fit the IU community and culture. They are all outstanding kids who come from great families and basketball programs. They truly embody what an IU student-athlete represents."

"As I have stated many times, the players, coaches and programs of the state of Indiana are of utmost importance to our staff and program. We were able to sign two players from parts of the state that it's been several years since someone from that area became a Hoosier. We signed a player we have been watching for almost three years that we believe is the best player in the state of Ohio. We also went to the state of Pennsylvania to get a player who has tremendous upside and gets better and better by the day."

"We feel this class will lay the foundation for future Hoosiers for years to come and be building blocks for future great Indiana basketball teams."

Damezi Anderson
SF, 6-7, 205
South Bend, Indiana
Riley HS

Anderson is ranked #83 in the country by Scout/247 and #103 in the nation by Rivals ... rated as the #2 player in the state of Indiana ... was named 2017 Northern Indiana Conference MVP when he averaged 24 points and 7.6 rebounds a game his junior year to help Riley to a 19-3 record ... was named an Indiana Junior All-Star ... high school coach is Eric Brand ... played AAU basketball for MeanStreets Basketball in the EYBL ... first scholarship signee from South Bend for IU since Tom Abernethy (1973-76).

Miller on Anderson:

"Damezi is an excellent addition to our program. He is a big wing who has a knack for scoring the basketball. His ability to shoot the basketball with great range has stood out from the first time I watched him play. Damezi and his family are very excited that he is the first scholarship basketball player from South Bend that has signed with IU in almost 45 years."

Jake Forrester
PF, 6-8, 215
Harrisburg, PA
Westtown School

Forrester is ranked #143 by Rivals and #149 by Scout/247 ... helped Westtown to a 32-2 record and a Pennsylvania Independent Schools Athletic Association championship... averaged 13 points and 10 boards as a sophomore ... coached by Seth Berger ... played AAU basketball with the PSA Cardinals ... coached by Terrance Williams ... same program that produced former Hoosier and current Los Angeles Laker Thomas Bryant ... son of Dwight and Colleen Forrester.

Miller on Forrester:

"Jake is a versatile front court player who has only scratched the surface of his basketball ability. He has a tremendous work ethic and seems to improve daily. He comes from a basketball family and is coached by Seth Berger at Westtown School which has produced many high level college basketball players. Jake can play multiple positions on offense and guard multiple positions on defense. His best basketball is ahead of him and the sky is the limit for who he can become as a player."

Jerome Hunter
SF, 6-7, 195
Pickerington, Ohio
Pickerington North

Hunter is ranked #50 by Rivals and #51 by 247/Scout ... rated as the #2 player in Ohio ... averaged 20.6 points per game as a junior and was named first-team All-Metro by The Columbus Dispatch ... averaged 19 points and 10 rebounds as a senior ... led his team to the Regional title game where he scored 27 points and had 10 rebounds ... HS Coach is Jason Bates ... played AAU basketball for Ohio Nova ... coached by Andreas James ... son of Nichol Lewis.

Miller on Hunter:

"I have known Jerome and his family since his sophomore year of high school. I have watched him grow as a player and person. He is an

extremely versatile wing who has great size for his position. He loves being in the gym and is constantly looking for ways to improve. Jerome's ability to play both on the perimeter and inside will make him a great addition to our team."

Rob Phinisee
PG, 5-11, 160
Lafayette, Indiana
McCutcheon

Phinisee is ranked #95 by Scout/247 and #121 by Rivals ... was the Journal & Courier Big School Player of the Year averaging 21.7 points, 5.9 rebounds, 6.8 assists and 3 steals as a junior. As a sophomore, he led the Mavericks to a runner-up finish in the Class 4A state tournament ... played for Rick Peckinpaugh and will be coached by Tyler Scherer this year ... named to the Indiana Junior All-Star team ... played AAU ball for Indiana Elite and Mike Fox ... same program that produced former Hoosiers Jordan Hulls, Cody Zeller and Yogi Ferrell ... is the first scholarship recruit for IU from Lafayette since 1948, when Indiana Mr. Basketball Bob Masters and Charlie Vaughn left Lafayette Jeff for Bloomington ... son of Tanika Phinisee.

Miller on Phinisee:

"Rob is a name that came up on my first day on the job. We immediately identified him as a priority and began developing a relationship with him and his family. Rob is a throwback point guard who cares only about running the team and winning. His teammates love playing with him and he makes the game easier for everyone around him. We are proud that Rob is the first scholarship basketball player to play for Indiana from Lafayette in almost 70 years."



ARCHIE MILLER
HEAD COACH
FIRST YEAR AT INDIANA
SEVENTH YEAR AS A DIVISION I HEAD COACH
148-70 OVERALL RECORD, 9-7 AT INDIANA

PERSONAL

DATE OF BIRTH: October 30, 1978
BIRTHPLACE: Beaver Falls, Pa.
WIFE: Morgan
CHILDREN: Leah
HIGH SCHOOL: Blackhawk (Pa.)
COLLEGE: NC State ('02)
B.A., Parks, Recreation & Tourism

COACHING EXPERIENCE

NC STATE
 2002-03: Intern

WESTERN KENTUCKY
 2003-04: Assistant Coach

NC STATE
 2004-05: Director of Operations
 2005-06: Assistant Coach

ARIZONA STATE
 2006-07: Assistant Coach

OHIO STATE
 2007-09: Assistant Coach

ARIZONA
 2009-11: Assistant Coach

DAYTON
 2011-17: Head Coach

INDIANA
 2017-Present: Head Coach

- Named the 29th head coach of the Indiana Men's Basketball program on March 25, 2017, by Indiana University Vice President and Director of Athletics Fred Glass.
- Regarded as one of the top young coaches in the country, Miller is a tireless recruiter, noted developer of talent, and a gifted tactician whose teams are known for their stout defense and efficient offense. His 2018 recruiting class at IU is currently ranked 15th in the nation.
- The 38-year old native of Beaver Falls, Pennsylvania, comes to IU after serving the previous six seasons as head coach at the University of Dayton, where he won Atlantic 10 Conference regular season championships in 2016 and 2017.
- He guided the Flyers to a 139-63 record (69.8) and a 68-34 mark (66.7) in the Atlantic 10. He took Dayton to the NCAA Tournament each of the last four years with the Flyers advancing to the Elite Eight in the 2014 Tournament. UD was nationally ranked in three of Miller's six seasons (2013-14, 2014-15 and 2015-16).
- During their elite eight run, UD topped Ohio State (60-59), Syracuse (55-53) and Stanford (82-72) before falling to Florida (62-52) in the regional finals. In 2015, they defeated Boise State (56-55) and Providence (66-53) and were eliminated by Oklahoma (72-66) in the Sweet Sixteen. In 2016, they were defeated by Final Four participant Syracuse (70-51) in the second round and by Wichita State (64-58) in their first tournament game this season.
- Miller is one of five active coaches who had at least five NCAA wins in his first four seasons. The others are Mark Few, Thad Matta, Shaka Smart and Roy Williams. With three NCAA wins in 2014 and another two in 2015, Dayton was one of just six teams to have at least five NCAA tournament wins in those two years. The others were Arizona, UConn, Kentucky, Michigan State and Wisconsin.
- For his efforts this past season, he was named Atlantic 10 and NABC District Coach of the Year. He led UD to perform at a championship level despite playing a 2016-17 campaign where the team's top six scorers missed a total of 32 games during the year due to injury. He also was a finalist for the 2015 Jim Phelan National Coach of the Year Award.
- He comes from a family of coaches with his father, John, having guided Archie and his brother Sean at Blackhawk High School in Beaver Falls. His brother Sean is the current head coach at the University of Arizona and also was the head coach at Xavier University. John was one of the country's top high school coaches when he retired in 2005, with 657 wins in a 35-year coaching career. Archie, Sean and their sister Lisa all played Division I college basketball.
- Archie and Sean made NCAA Division I men's basketball history by being the first two brothers to be named Coach of the Year in their respective conference. Sean was this year's Pac-12 Coach of the Year after leading UA to a 27-5 record in the regular season.
- The Miller's are one of just four Division I head coaching brother combinations joining the Drew's -- Scott (Baylor) and Bryce (Vanderbilt); the Hurley's -- Bobby (Arizona State) and Dan (Rhode Island); and the Jones -- Joe (Boston U.) and James (Yale).
- Archie and Sean Miller are the first brothers to coach different teams in both the Sweet 16 and the Elite Eight in the same season (2014), and the first to coach their respective teams in three consecutive NCAA tournaments.
- Miller is regarded as a top recruiter -- Arizona's 2011 recruits were a Top 10 class -- and game strategist -- he was the architect of the Wildcats upset of eighth-ranked Texas to get them to the Sweet 16. He was reunited with his brother during the summer of 2015 on the coaching staff of USA Basketball's U19 World Championship. When Sean was elevated to the team's head coach, he turned to his brother to help USA basketball win the gold at the 2015 FIBA U19 World Championship that was held June 27-July 5 in Heraklion, Crete, Greece.
- He was a four-year letterwinner at North Carolina State from 1998-2002. A point guard, he is currently third at NC State in career FT% (.846, 165-195), sixth in career 3-pt. FG% (.429, 218-509), and fourth in career threes (218). As a senior, he helped lead the Wolfpack to the finals of the ACC championship game and was named to the all-tournament team. That season was coach Herb Sendek's first NCAA team at NC State.
- As an assistant, Miller coached in the Big Ten, Pac-12 and ACC, where he honed his craft under some of the most respected coaches in the country. He began his coaching career at NC State, serving as a coaching intern under Sendek in 2002-03. Miller then went to Western Kentucky as a full-time member of Darrin Horn's staff for one season. He returned to NC State, first as Director of Basketball Operations (2004-05), and then as a full-time assistant coach (2005-06). When Sendek went to Arizona State in 2006-07, Miller remained on his coaching staff before joining Thad Matta at Ohio State for two seasons (2007-09). As a coach, he has been part of 20-plus win and NCAA seasons at NC State (2005-06), Ohio State (2008-09), Arizona (2010-11), and Dayton (2013-14, 2014-15, 2015-16 and 2016-17).
- In April, 2015, he joined his father and brother in the Beaver County Sports Hall of Fame. Other greats in the Beaver County Hall include Mike Ditka, Tony Dorsett, Terry Francona, Pete and Press Maravich, Joe Namath, Babe Parilli and Norm Van Lier.
- Miller earned his bachelor's degree in Parks, Recreation and Tourism from NC State in 2002. He was born October 30, 1978. He is married to the former Morgan Nicole Cruse and they have a 13-year old daughter, Leah.

ARCHIE MILLER CAREER RECORD AGAINST...

Alabama.....	4-0	Nebraska.....	0-1
Alabama A&M.....	1-0	New Mexico.....	1-0
Arkansas.....	1-1	North Florida.....	1-0
Arkansas State.....	2-0	Northern Illinois.....	1-0
Auburn.....	1-0	Northwestern.....	0-1
Austin Peay.....	1-0	Notre Dame.....	1-0
Baylor.....	0-1	Ohio State.....	1-0
Boise State.....	1-0	Oklahoma.....	0-1
Boston College.....	2-0	Ole Miss.....	3-0
Boston U.....	1-0	Portland.....	1-0
Bowling Green.....	1-0	Providence.....	1-0
Buffalo.....	0-1	Rhode Island.....	6-4
Butler.....	0-2	Richmond.....	6-2
California.....	1-0	Saint Francis (NY).....	1-0
Central Michigan.....	1-0	Saint Francis (PA).....	1-0
Charlotte.....	2-0	Saint Joseph's (IN).....	1-0
Chattanooga.....	0-1	Saint Louis.....	8-3
Colorado.....	0-1	Saint Mary's.....	0-1
Connecticut.....	0-1	SE Missouri.....	1-0
Davidson.....	2-2	Seton Hall.....	0-2
Delaware State.....	1-0	South Florida.....	1-0
Duke.....	0-1	St. Bonaventure.....	8-2
Duquesne.....	8-2	St. Joseph's.....	3-6
East Tennessee State.....	1-0	Stanford.....	1-0
Eastern Michigan.....	2-0	Syracuse.....	1-1
Fairfield.....	1-0	Temple.....	1-1
FIU.....	1-0	Tennessee Tech.....	1-0
Florida.....	0-1	Texas A&M.....	1-0
Florida Atlantic.....	1-0	UAB.....	1-0
Fordham.....	8-0	USC.....	0-2
Fort Wayne.....	1-1	USC Upstate.....	1-0
Furman.....	1-0	Vanderbilt.....	2-0
George Mason.....	4-0	VCU.....	3-4
George Washington.....	4-3	VMI.....	1-0
Georgia Tech.....	2-0	Wake Forest.....	1-0
Gonzaga.....	1-0	Weber State.....	0-1
Howard.....	1-0	Western Illinois.....	1-0
Illinois State.....	0-2	Wichita State.....	0-1
Illinois-Chicago.....	2-0	William & Mary.....	1-0
Indiana State.....	0-1	Wilmington.....	1-0
Iona.....	1-0	Winthrop.....	2-0
Iowa.....	2-1	Wisconsin.....	0-1
LaSalle.....	5-3	Xavier.....	2-4
Louisville.....	0-1	Youngstown State.....	1-0
Manhattan.....	1-0		
Massachusetts.....	3-3		
Miami (OH).....	3-1		
Michigan.....	0-1		
Minnesota.....	2-0		
Monmouth.....	1-0		
Murray State.....	2-1		

ARCHIE MILLER RECORD WHEN...

	'13-'14	'16-'17	'17-'18
	thru	W-L	W-L
Controlling the tip	41-8	5-2	
Scoring first	55-7	5-2	
Leading at the half	75-6	7-3	
Trailing at the half	21-25	2-4	
Tied at the half	6-1	0-0	
Leading with 5:00 left	85-5	7-0	
Trailing with 5:00 left	14-27	2-6	
Tied with 5:00 left	3-0	0-1	
In overtime	4-2	1-0	
Game decided by 1-5 points	34-15	2-0	
Game decided by 6-10 points	18-9	1-3	
Game decided by 11-15 points	19-5	1-1	
Game decided by 16+ points	31-3	5-3	
Vs. ranked opponents	6-4	1-2	
Vs. unranked opponents	95-27	8-4	

REBOUNDING

Out-rebounds opponent	66-11	9-1
Out-rebounded by opponent	32-19	0-5
Rebounds are even	4-2	0-1

TURNOVERS

Forces more turnovers	65-14	7-1
Commits more turnovers	31-16	1-5
Turnovers are even	6-2	1-1

FIELD GOALS

Shoots 50% or better	38-2	3-1
Shoots between 40-49%	56-18	6-6
Shoots below 40%	8-12	0-0

THREE-POINTERS

Shoots better than 50%	15-3	1-0
Shoots between 40-49%	36-3	1-0
Shoots below 40%	51-26	7-7

OFFENSE

Scores less than 60 points	12-9	0-1
Scores 60-69 points	21-14	0-4
Scores 70-79 points	34-8	4-1
Scores 80+ points	35-1	5-1

DEFENSE

Allows less than 60 points	43-1	3-0
Allows 60-69 points	30-11	2-0
Allows 70-79 points	23-12	3-3
Allows 80+ points	6-8	1-4

BENCH SCORING

Bench out-scores opponent	67-11	4-6
Opponent bench scores more	34-21	4-1
Bench scoring is even	0-0	1-0

FREE THROW SHOOTING

Shoots 70% or better	44-13	7-1
Shoots 60-69%	39-9	0-6
Shoots less than 60%	16-10	2-0

DOUBLE FIGURE SCORING

0 in double figures	0-0	0-0
1 in double figures	1-3	0-1
2 in double figures	12-14	0-1
3 in double figures	41-5	5-3
4 in double figures	28-9	4-2
5+ in double figures	18-1	0-0

BY MONTH

November	19-5	4-3
December	21-5	4-3
January	23-10	1-1
February	23-6	0-0
March	16-6	0-0

DAY OF THE WEEK

Sunday	6-3	2-0
Monday	1-0	1-1
Tuesday	18-3	0-1
Wednesday	21-4	1-2
Thursday	8-2	1-0
Friday	15-5	2-1
Saturday	32-15	2-1

YEAR-BY-YEAR RECORD

YEAR	SCHOOL	OVERALL	CONF.	NOTE
2011-12	Dayton	20-13	9-7	NIT
2012-13	Dayton	17-14	7-9	
2013-14	Dayton	26-11	10-6	NCAA Elite 8
2014-15	Dayton	27-9	13-5	NCAA Round of 32
2015-16	Dayton	25-8	14-4	A-10 Champs; NCAA Tournament
2016-17	Dayton	24-8	15-3	A-10 COY; A-10 Champ NCAA Tournament
2017-18	Indiana	9-7	2-2	
OVERALL TOTAL		148-70	70-36	
RECORD AT DAYTON		139-63	68-34	

BILL AND JUANITA BEACH INDIANA BASKETBALL MEMORIES COLLECTION

The Indiana University Department of Intercollegiate Athletics is pleased to announce the installation of five new sculptures made possible by a major gift from Bill and Juanita Beach to the "For All: The Indiana University Bicentennial Campaign" in support of IU Athletics. Their gift will create and fund the Bill and Juanita Beach Indiana Basketball Memories Collection. The Collection will be housed throughout Simon-Skjodt Assembly Hall, and it is anticipated that there will be future additions to the collection. IU fans were able to see the sculptures for the first time at Hoosier Hysteria on Saturday, October 21st.

"One of our longest held passions is our love for IU Basketball," said Bill Beach. "Juanita and I are thrilled that our gift will help future generations of IU fans learn, appreciate, and love the history of IU basketball as we have. We believe that more memorable moments are on the way as the team embarks a great new era, and we hope the Memories Collection does justice to our illustrious past."

In addition to their love for Indiana Basketball, Bill also was the founder of Beach Mold & Tool, Inc. in New Albany, Indiana. Bill and Juanita exemplify what it means to be Hoosiers and have commemorated their love of basketball and Indiana University by establishing The Bill & Juanita Beach Indiana Basketball Memories Collection.

"We cannot thank Bill and Juanita Beach enough for their incredible generosity," said Indiana University Vice President and Director of Intercollegiate Athletics Fred Glass. "Every Hoosier fan has a favorite story to tell about what Indiana basketball means to them. By highlighting these five sculptures, plus the other elements of the Collection, we hope to spark the stories of Hoosiers for generations to come. The Collection will further enhance Simon Skjodt Assembly Hall, one of the world's greatest basketball venues."

The South Lobby is now home to the five new sculptures which highlight iconic moments in, and periods of, IU basketball history. Below is the story behind each of these new bronze sculptures:

The Father of Indiana Basketball

This iconic image of Everett Dean is based on a photograph found in the 1921 edition of the Arbutus. "The Father of Indiana Basketball" was the first player in Indiana basketball history to earn All-America honors in 1921, and he would later lead the Hoosiers to their first Big Ten championship as head coach in 1926. In his 14 seasons as head coach, Dean led IU to three Big Ten Titles. He is in the Naismith Memorial Basketball Hall of Fame.



Two Pioneers Breaking the Unwritten Rule

Based on a 1951 Athletic Department archives photograph of Branch McCracken and Bill Garrett, with help from a 1948 photograph of McCracken, this image represents these two true pioneers, whose contributions reached far beyond the game of basketball. Bill Garrett became the first African-American to play Big Ten basketball as Indiana University through President Herman B Wells and Branch McCracken broke the longstanding unwritten rule that banned African-Americans from playing basketball in the conference. McCracken was an All-American player for the Hoosiers before guiding the program to its first two national championships in 1940 and 1953, while in between serving as a Naval officer in World War II. He is in the Naismith Memorial Basketball Hall of Fame. Garrett became an All-American as a senior and led IU in scoring and rebounding in each of his three seasons.



Celebrating Perfection

Based on a series of photographs taken separately during arguably the greatest season in college basketball history, this arrangement brings together the starting and senior players from that historic team. Iconic players Bobby Wilkerson, Kent Benson, Scott May, Quinn Buckner, Jim Crews, and Tom Abernethy had reason to celebrate their successful quest for perfection as modeled here from the on-court presentation on March 29, 1976. The 1975-76 Hoosiers finished the season a perfect 32-0 and won the program's third national championship in the process. They were coached, of course, by Naismith Memorial Basketball Hall of Fame member Bob Knight. (Coach Knight's request not to be depicted in this sculpture has been respectfully honored.) Indiana's 1976 team remains the last undefeated NCAA men's basketball champion and was selected as the greatest March Madness team of all-time on the 75th anniversary of the NCAA Tournament in 2013.



Tournament Dominance

Modeled on one of the most identifiable photographs in IU basketball history, this image of Isiah Thomas's layup during Indiana's win over North Carolina in the 1981 national championship game was featured in the April 6, 1981, issue of Sports Illustrated. The Hoosiers were dominant that March, winning their tournament games by an average of 22.6 points. Isiah Thomas is in the Naismith Memorial Basketball Hall of Fame.



The Shooter and The Shot

The 1987 Hoosiers were defined by "the shooter" and "the shot." The image of Steve Alford taking a jumper is taken from a photograph in the Athletic Department archives, while the image of Keith Smart captures the most memorable moment in IU basketball history. Indiana's greatest shooter and the program's greatest shot propelled IU to the program's fifth national championship on March 30, 1987.



Artist Brian Hanlon, owner of Hanlon Studios, designed and fabricated the sculptures. He has produced over 300 works in both public and private collections and has a commitment to educating through his work. Hanlon has done several sports themed works including sculptures at the Naismith Basketball Hall of Fame. He has a BA in Art Education from Monmouth University and studied at Boston University from 1988-1990 prior to opening his studio.

For All: The Indiana University Bicentennial Campaign is taking place on all IU-administered campuses. The campaign will conclude in December 2019 to coincide with IU's bicentennial year celebration in 2020. To learn more about the campaign, please visit forall.iu.edu.

GRANITE MONUMENTS ADDED TO KEN NUNN CHAMPIONS PLAZA

The Indiana University Department of Intercollegiate Athletics is pleased to announce the addition of five granite monuments to the Ken Nunn Champions Plaza outside of Simon Skjodt Assembly Hall commemorating each of the men’s basketball national championship teams. The monuments are funded as part of a gift by Ken Nunn to the “For All: The Indiana University Bicentennial Campaign” in support of IU Athletics that was first announced on April 2, 2015, as part of the Simon Skjodt Assembly Hall renovation project.

The monuments will be located outside the recently renovated South Lobby of Simon Skjodt Assembly Hall, where they will always be accessible to fans: 24 hours a day, seven days a week. The name of every player and coach from each team is set forth on their respective monument. In addition, IU player and other images from each championship team are depicted on one side of the monuments while the other side features the story of each team and their unique journey to the national title.

Installation of the monuments were completed in time for Hoosier Hysteria on Saturday, October 21st. The five granite monuments in the Ken Nunn Champions Plaza and the new Bill and Juanita Beach Indiana Basketball Memories Collection (see accompanying release) are both being installed this week to coincide with Hoosier Hysteria and the 2017-2018 basketball season.

“There could be no better addition to Ken Nunn Champions Plaza than these inspiring tributes to our five national champion men’s basketball teams – with room for more,” said Fred Glass, IU Vice President and

Director of Intercollegiate Athletics. “I’m particularly pleased that the name of every player and coach from every championship team is immortalized on these granite monuments, as Indiana Basketball always wins as a team.”

The 1940 monument features depictions of standout players Curly Armstrong, Bill Menke, Jay McCreary, Bob Menke, Bob Dro, Marv Huffman and Bill Torphy along with head coach Branch McCracken. There’s also a game action photo from the season and the team photo included.

For the 1953 monument, images of Dick Farley, Burke Scott, Charley Kraak, Bobby Leonard and Don Schlundt with Branch McCracken are featured in addition to a team image with each player holding their national championship plaque.

In 1976, the Hoosiers went 32-0 on their way to the national title – the last undefeated national champion in Division I men’s basketball. There were numerous standouts on the team and those featured on the monument include Kent Benson, Scott May, Bobby Wilkerson, Quinn Buckner and Tom Abernethy along with the five seniors on the team and the numerous trophies they won during their career.


Indiana once again won the national championship in 1981 led by Isiah Thomas, Ted Kitchel, Ray Tolbert, Randy Wittman, Landon Turner each of whom is featured on the monument. It also includes a depiction of the team photo and a ticket stub from the championship game at the Spectrum in Philadelphia.

The fifth national championship came courtesy of the 1987 team that featured Dean Garrett, Todd Meier, Daryl Thomas, Steve Alford, Keith Smart, Daryl Thomas and Rick Calloway. All of those players are featured on the monument – including Thomas, Meier and Alford holding up the championship trophy after winning the title game.

Artist Brian Hanlon, owner of Hanlon Studios, designed and fabricated the five monuments. He has produced over 300 works in both public and private collections and has a commitment to educating through his work. Hanlon has done several sports themed works including sculptures at the Naismith Basketball Hall of Fame. He has a BA in Art Education from Monmouth University and studied at Boston University from 1988-1990 prior to opening his studio.

IU Athletics thanks Mia Williams, the University Landscape Architect, and Sherry Rouse, IU’s Curator of Campus Art for coordinating this project. Hanlon was selected through a competitive campus process overseen by Williams involving proposals and interviews with multiple artists.

For All: The Indiana University Bicentennial Campaign is taking place on all IU-administered campuses including IU Bloomington, Indiana University–Purdue University Indianapolis, IU East, IU Kokomo, IU Northwest, IU South Bend, and IU Southeast. The campaign will conclude in December 2019 to coincide with IU’s bicentennial year celebration in 2020. To learn more about the campaign, its impact, and how to participate, please visit forall.iu.edu.



THE LAST TIME...

TEAM

IU ranked in A.P. top 25: 25th, January 2, 2017
 IU ranked in Coaches' top 25: 25th, January 2, 2017
 Played A.P. No. 1 team: 2/2/13, Michigan (W, 81-73)
 Defeated A.P. No. 1 team: 2/2/13, Michigan (W, 81-73)
 Defeated team ranked 2-10 by A.P.: 11/30/16, vs. North Carolina (3) W, 76-67
Defeated team ranked in AP Top 25: 12/16/17 vs. Notre Dame (18) W, 80-77 OT
 Defeated A.P. top 25 on the road: 3/1/16, at Iowa (16) W, 81-78
 Defeated A.P. top 10 on the road: 3/10/13, at Michigan (7) W, 72-71
Defeated A.P. Top 25 on neutral site: 12/16/17 vs. Notre Dame (18) W, 80-77 OT
 Crossroads Classic, Indianapolis, Indiana

INDIANA INDIVIDUALS

Had a triple-double: Steve Downing - 28 pts., 17 rebs., 10 blks., vs. Michigan, 2/23/71
Had a double-double: Juwan Morgan vs. Minnesota, 20 points, 12 rebounds, 1/6/18
Had 30+ points and 10+ reb.: Juwan Morgan vs. Notre Dame, 34 points, 11 rebounds, 12/16/17
 Five players in double figures: Robert Johnson (26), James Blackmon Jr. (22),
 Josh Newkirk (18), Thomas Bryant (16), Juwan Morgan (11)
 at Ohio State, 3/4/17
 Six players in double figures: James Blackmon Jr. (33), Thomas Bryant (13),
 Kevin "Yogi" Ferrell (13), Robert Johnson (12), Troy Williams (11),
 Collin Hartman (10); vs. Alcorn State, 11/30/15
Scored 30-39 points: 34, Juwan Morgan vs. Notre Dame, 12/16/17
 Scored 40-49 points: 41, Alan Henderson at Michigan State, 3/9/94
Three players scored 20 or more points in the same game: 1/6/18
..... Robert Johnson (28), Justin Smith (20), Juwan Morgan (20) vs. Minnesota
 Scored 20 points in a half 20 (1st half), James Blackmon, Jr, vs. UMass Lowell, 11/16/16
 Perfect from field (5 att) 7-7, De'Ron Davis vs. Iowa (BTT), 8/9/17
 Perfect beyond 3-point line (5 att.): 5-5, Robert Johnson vs. IPFW, 12/9/15
Perfect at FT line (10 att.): 10-10, Juwan Morgan vs. Arkansas State, 11/22/17
 Had 20+ Rebounds: 22, D.J. White at Michigan, 1/8/08
 Had 15-19 Rebounds: 19, Troy Williams vs. IPFW, 12/9/15
 Had 10 or more assists: 11, Josh Newkirk vs. Austin Peay, 12/22/16
 Had 6 or more steals: 7, OG Anunoby, vs. Rutgers, 1/15/17
 Had 5 or more blocked shots: 5, Troy Williams vs. IPFW, 12/9/15

TEAM FIELD GOAL SHOOTING

Shot 50 percent or better:603 (35-58), vs. Iowa (BTT), 3/9/17
 Shot 60 percent or better:603 (35-58), vs. Iowa (BTT), 3/9/17
 Shot 70 percent or better:706 (36-51), vs. Mount St. Mary's, 12/19/12
Made 30-39 field goals: 31 vs. Eastern Michigan, 11/12/17
 Made 40-49 field goals: 41, vs. Penn State, 2/1/17
 Made 50 or more field goals: 52, vs. South Dakota, 11/27/76
 Attempted 70-79 field goals: 75, at Minnesota, 2/15/17
 Attempted 80-89 field goals: 83, vs. Buffalo, 12/10/99
 Attempted 90 or more field goals: 92, vs. Iowa, 1/11/75
 Shot 60+ percent in consecutive games: (.667) vs. Delaware State, 12/19/16
 (.600) vs. Austin Peay, 12/22/16

TEAM 3-POINT SHOOTING

Shot 50 percent or better:600 (12-20), vs. Iowa (BTT), 3/9/17
 Shot 60 percent or better:600 (12-20), vs. Iowa (BTT), 3/9/17
 Shot 70 percent or better:750 (9-12), vs. Mt. St. Mary's, 12/19/12
 Shot 80 percent or better:889 (8-9), vs. San Francisco, 12/20/98
 Made 10 or more 3-point field goals: 12, vs. Eastern Michigan, 11/24/17
 Made 15 or more 3-point field goals: 15, vs. Austin Peay, 12/22/16
 Attempted 20-29 3-point field goals: 22, vs. Wisconsin (BTT), 3/10/17
 Attempted 30-39 3-point field goals: 31, vs. Kansas, 11/11/16

TEAM FREE THROW SHOOTING

Shot 80 percent or better:842 (16-19), at Iowa, 2/21/17
 Shot 90 percent or better:917 (11-12), at Wisconsin, 2/5/16
 Shot 100 percent: 1.000 (7-7), at Illinois, 2/25/16
 Made 20-29 free throws: 22, vs. Penn State, 2/1/17
 Made 30-39 free throws: 31, vs. Washington, 11/21/13
 Made 40 or more free throws: 45, vs. Chicago State, 11/8/13
 Attempted 10 or fewer free throws: (5-9), vs. Wisconsin (BTT), 3/10/17
 Attempted 30-39 free throws: 32, vs. Penn State, 2/1/17
 Attempted 40-49 free throws: 49, vs. Stony Brook, 11/17/13
 Attempted 50-59 free throws: 55, vs. Chicago State, 11/8/13
 Attempted 60 or more free throws: 60, vs. Michigan, 2/15/65

TEAM SCORING

Scored 90-99 points: 95, vs. Iowa (BTT), 3/9/17
 Scored 100-109 points: 110, vs. Penn State, 2/1/17
 Scored 110 or more points: 110, vs. Penn State, 2/1/17

TEAM REBOUNDING

Had 40-49 rebounds: 45 vs. Minnesota, 1/6/18
 Had 50-59 rebounds: 51, at Minnesota, 2/15/17
 Had 60 or more rebounds: 62, vs. Chicago State, 11/8/13

BOLD - occurred during the 2017-18 season

TEAM ASSISTS

Had 20-29 assists: 25, vs. Howard, 11/12/17
 Had 30 or more assists: 31, at Alaska Anchorage, 11/21/01

TEAM BLOCKED SHOTS

Had 10 or more blocked shots: 10, vs. Tennessee Tech, 12/21/17

TEAM STEALS

Had 10 or more steals: 11 vs. Iowa, 12/4/17
 Had 15 or more steals: 15, vs. Chattanooga, 11/13/11

TEAM TURNOVERS

Had Less than 10 Turnovers: 9 vs. Duke, 11/29/17

MISCELLANEOUS

Three IU players had a double-double in the same game: 2/1/17 vs. Penn State
 Thomas Bryant (31p, 11r), Robert Johnson (27p, 11r) and Devonte Green (10p, 10r)

IU player had double digit assists in consecutive games: 1990-91 season
 Jamal Meeks (12/1/90 - 12 assists and 12/4/90 - 11 assists)

IU player led the team in points, rebounds and assists in the same game: 3/9/17
 James Blackmon Jr. (23p, 8r [tie] and 4a [tie] vs. Iowa BTT)

IU player scored 30 points in consecutive games: November 20 and 24, 2007
 Eric Gordon, (30 points vs. UNC-Wilmington, 31 points vs. Illinois State)

IU player scored 30 points or more in 4 straight games: 1971
 George McGinnis, Twice

IU player had 20 points and 20 rebounds in a game: 1/8/08
 D.J. White: 21 points, 22 rebounds at Michigan

Three players with 10+ rebounds in same game: 2/1/17
 Thomas Bryant (11), Robert Johnson (11), Devonte Green (10) vs. Penn State

IU player made 10 consecutive 3-pointers: 12/23/05 - 1/3/06
 Robert Vaden (12 straight over 3 games)

IU played OT: 12/16/17 vs. Notre Dame, W, 80-77

IU played 20T: 2/7/08 at Illinois, W 83-79

IU played 30T: 2/11/17 vs. Penn State, W, 110-102 (2nd-ever 30T game)

IU played 40T: Never

IU shot 60 percent from the floor in a half: 3/9/17 vs. Iowa (BTT)
 (Second Half - .679, 19-28)

IU shot 70 percent from the floor in a half: 11/30/15 vs. Alcorn State
 (Second Half - .731, 19-26)

IU Shot 80 percent from the floor in a half: 11/16/15 vs. Austin Peay
 (Second Half - .808, 21-26)

IU shot less than 30 percent from the floor in a half: 2/15/17 at Minnesota
 (First Half - .297, 11-37)

IU shot less than 40 percent from the floor in a half: 11/10/2017 vs. Indiana State
..... (First Half - .393, 11-28)

IU failed to make at least one 3-pointer: 2/25/10 vs. Wisconsin (0-for-5)

An opponent failed to make a free throw 12/29/07 vs. Chicago State (0-for-5)

IU had four players play at least 40 minutes in a single game: 2/1/17, vs. PSU
 Robert Johnson (50), Josh Newkirk (46), Devonte Green (45), Thomas Bryant (44)

IU had five players play at least 40 minutes in a single game: 1/15/05 at Purdue,
 (Bracey Wright (48), D.J. White (46), Marshall Strickland (46),
 Robert Vaden (45) and A.J. Ratliff (40))

Overcame a deficit with five minutes left to win: 12/16/17 vs. Notre Dame
..... trailed 63-55 (2:01) and won 80-77 in OT

Overcame a halftime deficit in two consecutive games to win:
 1/2/16 at Nebraska (trailed 39-36 and won 79-69),
 1/15/16 vs. Wisconsin (trailed 28-24 and won 59-58)

Overcame a halftime deficit in two consecutive road games to win:
 3/1/06 at Purdue (trailing 27-25 and won 70-59)
 3/4/06 at Michigan (trailing 30-27 and won 69-67)

Overcame a halftime deficit in three consecutive games to win:
 3/1/06 at Purdue (trailing 27-25 and won 70-59),
 3/4/06 at Michigan (trailing 30-27 and won 69-67)
 3/10/06 vs. Wisconsin (trailing 19-15 and won 61-56)



Official Basketball Box Score -- Game Totals -- Final Statistics
Indiana State vs Indiana
11/10/17 7:00 pm at Simon Skjodt Assembly Hall



Indiana State 90 • 1-0

#	Player	Total			3-Ptr			Rebounds			PF	TP	A	TO	Blk	Stl	Min
		FG	FGA	FT	FTA	Off	Def	Total									
35	Thomas, Devin	1	3-3	2-2	2-2	1	3	4	3	10	1	1	0	0	0	17	
34	Murphy, Brandon	c	3-3	0-0	6-7	2	3	5	2	12	1	1	1	1	1	21	
02	Barnes, Jordan	g	5-7	3-3	0-0	0	3	3	5	18	4	1	1	2	22		
04	Scott, Brenton	g	9-14	6-9	0-0	0	3	3	0	24	2	6	0	1	28		
25	Davis, Claydon	g	5-6	2-2	1-2	2	2	3	13	2	2	0	2	2	26		
01	Ojinnaka, Demonte	g	1-3	0-0	0-0	0	1	1	2	2	1	1	0	0	11		
03	Knight III, Trey	g	0-0	0-0	0-0	0	0	0	0	0	0	0	0	0	1		
05	Kessinger, Bronson	g	2-3	2-3	0-0	1	2	3	4	6	1	1	0	1	20		
10	Claycomb, Ethan	g	0-1	0-0	0-0	0	0	0	0	0	0	0	0	0	2		
11	Key, Tyreke	g	0-5	0-1	3-4	0	2	2	1	3	1	2	0	2	28		
13	Hughes, Clayton	g	0-1	0-0	0-0	0	0	0	0	0	0	1	0	0	4		
20	Huenermann, Daniel	g	0-0	0-0	0-0	0	0	0	0	0	0	0	0	0	2		
24	Deady, Matt	g	0-0	0-0	0-0	0	0	0	1	0	0	0	0	0	2		
41	Rickman, Emondre	g	1-3	0-0	0-0	0	2	2	3	2	2	1	0	0	16		
Team						1	1	2			2						
Totals			29-49	17-26	15-18	5	22	27	24	90	15	19	2	9	200		

FG % 1st Half: 16-27 59.3% 2nd half: 13-22 59.1% Game: 29-49 59.2% Deadball Rebounds 1
3FG % 1st Half: 10-15 66.7% 2nd half: 7-11 63.6% Game: 17-26 65.4%
FT % 1st Half: 12-13 92.3% 2nd half: 3-5 60.0% Game: 15-18 83.3%

Indiana 69 • 0-1

#	Player	Total			3-Ptr			Rebounds			PF	TP	A	TO	Blk	Stl	Min
		FG	FGA	FT	FTA	Off	Def	Total									
13	Morgan, Juwan	f	5-10	0-2	3-4	2	0	2	2	13	2	3	1	2	31		
20	Davis, De/Ron	f	6-7	0-0	2-4	2	1	3	4	14	1	3	1	1	21		
02	Newkirk, Josh	g	2-7	1-4	3-4	0	1	1	1	8	1	2	0	2	17		
04	Johnson, Robert	g	2-8	1-5	2-2	0	2	2	2	7	2	4	0	1	36		
11	Green, Devonte	g	0-2	0-1	3-4	1	1	2	2	3	3	2	0	3	25		
00	Jones, Curtis	g	3-6	2-5	3-4	0	2	2	2	11	0	1	0	1	21		
01	Durham, Aljami	g	1-3	0-1	4-5	0	2	2	1	6	2	1	0	0	19		
03	Smith, Justin	g	1-1	0-0	0-0	0	1	1	2	2	0	0	0	0	13		
15	McRoberts, Zach	g	0-0	0-0	0-0	0	2	2	0	0	1	1	0	0	2		
21	McSwain Jr., Freddie	g	1-1	0-0	3-6	3	5	8	2	5	0	0	1	0	15		
Team						0	0	0									
Totals			21-45	4-18	23-33	8	17	25	18	69	12	19	3	10	200		

FG % 1st Half: 11-28 39.3% 2nd half: 10-17 58.8% Game: 21-45 46.7% Deadball Rebounds 4
3FG % 1st Half: 1-10 10.0% 2nd half: 3-8 37.5% Game: 4-18 22.2%
FT % 1st Half: 10-13 76.9% 2nd half: 13-20 65.0% Game: 23-33 69.7%

Officials: Terry Wymer, Terry Oglesby, Scott Swille
Technical fouls: Indiana State-None. Indiana-None.
Attendance: 17222
2017 Hoosier Tip-Off Classic

Score by periods	1st	2nd	Total
Indiana State	54	36	90
Indiana	33	36	69

	In	Off	2nd	Fast	Bench
Points	Paint	T/O	Chance	Break	
IND	16	34	9	7	13
IND	32	11	9	6	24

Last FG - INS 2nd-05:01, IND 2nd-00:29
Largest lead - INS by 30 2nd-14:31, IND by 1 1st-17:45.
INS led for 39:05. IND led for 00:14. Game was tied for 00:41.



Official Basketball Box Score -- Game Totals -- Final Statistics
Howard vs Indiana
11/12/17 8:00pm at Simon Skjodt Assembly Hall



Howard 77 • 0-2

#	Player	Total			3-Ptr			Rebounds			PF	TP	A	TO	Blk	Stl	Min
		FG	FGA	FT	FTA	Off	Def	Total									
05	HALL, Marcus	f	0-0	0-0	0-0	1	1	2	0	0	0	0	0	0	0	7	
23	WILLIAMS, Charles	f	4-15	1-9	0-1	1	1	2	5	9	0	4	0	0	25		
13	JONES, Jalen	f	1-1	0-0	0-0	2	3	5	1	2	0	3	1	0	19		
00	MINGO, Dalique	g	0-0	0-0	0-0	0	0	0	1	0	1	0	0	0	9		
02	COLE, RJ	g	8-22	5-8	6-6	1	1	2	4	27	8	1	0	1	39		
01	TEASE, Kai	g	3-7	3-4	0-0	0	2	2	3	9	0	3	0	1	18		
03	GARVEY, Nate	g	1-3	1-2	0-0	0	0	0	1	3	0	0	0	0	6		
10	COUSINS, Zion	g	3-6	0-0	1-1	2	8	10	2	7	1	0	1	1	30		
11	FOSTER, Kyle	g	3-13	3-11	7-8	0	5	5	1	16	2	1	0	1	24		
22	DOSUNMU, Ibrahim	g	0-0	0-0	0-0	0	0	0	0	0	0	0	0	0	0+		
25	LEWIS, Cameron	g	2-3	0-0	0-0	4	5	9	4	4	1	0	2	2	23		
Team						2	0	2									
Totals			25-70	13-34	14-16	13	26	39	23	77	13	12	4	6	200		

FG % 1st Half: 10-30 33.3% 2nd half: 15-40 37.5% Game: 25-70 35.7% Deadball Rebounds 1
3FG % 1st Half: 5-14 35.7% 2nd half: 8-20 40.0% Game: 13-34 38.2%
FT % 1st Half: 2-2 100.0% 2nd half: 12-14 85.7% Game: 14-16 87.5%

Indiana 86 • 1-1

#	Player	Total			3-Ptr			Rebounds			PF	TP	A	TO	Blk	Stl	Min
		FG	FGA	FT	FTA	Off	Def	Total									
13	Morgan, Juwan	f	0-0	0-0	0-0	1	1	2	0	0	0	0	0	0	5		
20	Davis, De/Ron	f	7-9	0-0	3-10	1	5	6	0	17	3	0	3	1	29		
02	Newkirk, Josh	g	2-9	1-7	4-4	0	2	2	2	9	7	2	0	0	28		
04	Johnson, Robert	g	5-8	2-4	2-6	0	4	4	3	14	4	1	0	1	31		
11	Green, Devonte	g	3-6	1-3	0-0	0	3	3	4	7	3	3	0	0	19		
00	Jones, Curtis	g	1-3	1-3	0-0	0	2	2	0	3	2	1	0	0	13		
01	Durham, Aljami	g	5-9	3-5	3-5	0	3	3	3	16	3	1	0	0	30		
03	Smith, Justin	g	8-12	0-0	0-0	3	9	12	0	16	2	2	2	0	27		
21	McSwain Jr., Freddie	g	2-3	0-0	0-4	5	2	7	1	4	0	1	1	0	12		
22	Moore, Clifton	g	0-2	0-0	0-0	1	0	1	0	0	1	1	2	0	6		
Team						1	1	2									
Totals			33-61	8-22	12-29	12	32	44	13	86	25	12	8	2	200		

FG % 1st Half: 14-28 50.0% 2nd half: 19-33 57.6% Game: 33-61 54.1% Deadball Rebounds 7.1
3FG % 1st Half: 5-11 45.5% 2nd half: 3-11 27.3% Game: 8-22 36.4%
FT % 1st Half: 4-14 28.6% 2nd half: 8-15 53.3% Game: 12-29 41.4%

Officials: Lamont Simpson, Tom Eades, Edwin Young
Technical fouls: Howard-TEAM 2. Indiana-None.
Attendance: 17222
2017 Hoosier Tip-Off Classic

Score by periods	1st	2nd	Total
Howard	27	50	77
Indiana	37	49	86

	In	Off	2nd	Fast	Bench
Points	Paint	T/O	Chance	Break	
HOWARD	18	12	11	5	39
IND	48	12	12	14	39

Last FG - HOWARD 2nd-00:13, IND 2nd-00:54.
Largest lead - HOWARD by 1 1st-15:47, IND by 18 2nd-17:11.
HOWARD led for 01:52. IND led for 36:46. Game was tied for 01:22.



Official Basketball Box Score -- Game Totals -- Final Statistics
Indiana vs Seton Hall
11/15/17 6:30 p.m. at Prudential Center (Newark, N.J.)



Indiana 68 • 1-2

#	Player	Total			3-Ptr			Rebounds			PF	TP	A	TO	Blk	Stl	Min
		FG	FGA	FT	FTA	Off	Def	Total									
03	Smith, Justin	f	5-11	0-1	0-0	3	1	4	2	10	1	4	0	0	31		
20	Davis, De/Ron	f	2-3	0-0	0-0	1	0	1	5	4	0	0	0	1	15		
01	Durham, Aljami	g	4-6	0-1	2-2	0	0	0	3	10	1	0	0	1	29		
02	Newkirk, Josh	g	3-3	2-2	0-0	0	1	1	4	8	3	4	0	0	20		
04	Johnson, Robert	g	5-10	0-3	2-3	1	4	5	3	12	3	3	0	1	34		
00	Jones, Curtis	g	0-2	0-0	0-0	0	1	1	0	0	0	0	1	0	6		
11	Green, Devonte	g	6-14	4-9	0-0	0	3	3	1	16	2	2	0	1	31		
13	Morgan, Juwan	g	2-6	0-2	4-7	1	6	7	3	8	1	3	0	1	28		
15	McRoberts, Zach	g	0-0	0-0	0-0	0	0	0	1	0	0	0	0	0	0+		
21	McSwain Jr., Freddie	g	0-0	0-0	0-0	1	0	1	3	0	0	2	0	1	6		
Team						2	2	4									
Totals			27-55	6-18	8-12	9	18	27	25	68	11	18	1	6	200		

FG % 1st Half: 12-27 44.4% 2nd half: 15-28 53.6% Game: 27-55 49.1% Deadball Rebounds 1
3FG % 1st Half: 4-9 44.4% 2nd half: 2-9 22.2% Game: 6-18 33.3%
FT % 1st Half: 4-6 66.7% 2nd half: 4-6 66.7% Game: 8-12 66.



Official Basketball Box Score -- Game Totals -- Final Statistics
Arkansas State vs Indiana
11/22/17 7:00pm at Simon Skjodt Assembly Hall



Arkansas State 70 • 2-3

#	Player	Total			3-Ptr			Rebounds			PF	TP	A	TO	Blk	Stl	Min
		FG-FGA	FG-FGA	FT-FTA	FG-FGA	FG-FGA	FT-FTA	Off	Def	Tot							
04	Walley, Tristin	4-13	2-6	2-2	3	3	6	0	12	0	2	0	1	24			
32	Bruce, Tamas	3-8	0-0	0-1	1	2	3	5	6	1	2	1	1	25			
00	Cockfield, Ty	4-11	0-1	1-2	1	2	3	2	9	4	4	0	0	31			
01	Lindsey, Rashad	2-7	0-0	0-0	1	4	5	2	4	1	0	1	0	28			
12	Kern, Connor	1-3	1-3	0-0	1	2	3	2	3	1	0	1	0	21			
03	Eaton, Marquis	0-0	0-0	0-0	0	0	0	0	0	0	0	0	0	2			
05	Foster, C.J.	0-1	0-1	0-0	0	2	2	1	0	0	1	0	0	9			
10	Gillard, Grantham	3-6	3-6	0-0	0	2	2	3	9	1	0	0	1	19			
15	Scoggins, Jake	2-2	0-0	0-0	0	3	3	4	4	0	0	0	0	10			
23	Simms, Deven	7-11	1-2	6-8	1	3	4	2	21	1	1	0	0	28			
25	Fritz, Shaquillo	0-0	0-0	2-2	0	0	0	1	2	0	0	0	0	2			
33	Riley, Andrew	0-0	0-0	0-0	0	0	0	0	0	0	0	0	0	1			
Team					2	0	2										
Totals		26-62	7-19	11-15	10	23	33	22	70	12	11	2	4	200			

FG % 1st Half: 11-25 44.0% 2nd half: 15-37 40.5% Game: 26-62 41.9% Deadball Rebounds 0
3FG % 1st Half: 3-9 33.3% 2nd half: 4-10 40.0% Game: 7-19 36.8%
FT % 1st Half: 8-10 80.0% 2nd half: 3-5 60.0% Game: 11-15 73.3%

Indiana 87 • 3-2

#	Player	Total			3-Ptr			Rebounds			PF	TP	A	TO	Blk	Stl	Min
		FG-FGA	FG-FGA	FT-FTA	FG-FGA	FG-FGA	FT-FTA	Off	Def	Tot							
13	Morgan, Juwan	9-11	0-0	10-10	3	5	8	1	28	2	0	2	0	33			
20	Davis, DeRon	4-8	0-0	2-3	1	5	6	3	10	2	2	3	1	23			
02	Newkirk, Josh	3-4	0-1	0-0	0	0	0	2	6	2	0	0	0	31			
04	Johnson, Robert	4-12	1-6	1-2	0	8	8	2	10	2	1	0	0	32			
11	Green, Devonte	4-10	3-4	1-2	0	1	1	1	12	3	2	0	2	27			
00	Jones, Curtis	2-7	0-5	0-0	0	2	2	0	4	0	0	1	0	13			
01	Aljami Durham	3-6	1-2	0-0	1	2	3	0	7	3	0	1	1	26			
03	Smith, Justin	2-2	0-0	0-0	1	1	2	4	4	1	0	0	0	12			
21	McSwain Jr., Freddie	2-6	0-0	2-4	6	4	10	0	6	0	3	2	1	12			
Team					1	2	3										
Totals		33-66	5-18	16-21	13	30	43	13	87	15	8	9	5	200			

FG % 1st Half: 18-35 51.4% 2nd half: 15-31 48.4% Game: 33-66 50.0% Deadball Rebounds 2
3FG % 1st Half: 4-11 36.4% 2nd half: 1-7 14.3% Game: 5-18 27.8%
FT % 1st Half: 7-9 77.8% 2nd half: 9-12 75.0% Game: 16-21 76.2%

Officials: Tom Eades, Chris Beaver, Courtney Green
Technical fouls: Arkansas State-None. Indiana-None.
Attendance: 12646
Hoosier Tip-Off Classic

Score by periods	1st	2nd	Total
Arkansas State	33	37	70
Indiana	47	40	87

Last FG - ASU 2nd-01.03, IND 2nd-01.19.
Largest lead - ASU by 5 1st-13:21, IND by 20 2nd-01.19.
ASU led for 05:46. IND led for 29:55. Game was tied for 04:19.

Points	In	Off	2nd	Fast	Bench
ASU	38	0	13	4	36
IND	50	15	13	9	21

Score tied - 6 times.
Lead changed - 3 times.



Official Basketball Box Score -- Game Totals -- Final Statistics
Eastern Michigan vs Indiana
11/24/17 4:31pm at Simon Skjodt Assembly Hall



Eastern Michigan 67 • 4-1

#	Player	Total			3-Ptr			Rebounds			PF	TP	A	TO	Blk	Stl	Min
		FG-FGA	FG-FGA	FT-FTA	FG-FGA	FG-FGA	FT-FTA	Off	Def	Tot							
04	HARRIS, Terry	0-1	0-1	0-0	0	0	0	1	0	1	0	0	0	13			
05	MINNIE, Elijah	6-17	5-11	3-3	2	5	7	4	20	1	4	1	1	33			
02	THOMPSON IV, James	4-10	0-0	2-4	3	5	8	4	10	0	1	1	2	36			
01	BOND, Tim	4-6	1-1	0-0	1	2	3	2	9	3	1	0	1	24			
03	JACKSON, Paul	2-8	0-3	8-12	1	2	3	4	12	5	3	0	1	29			
00	ELLISON, Malik	1-1	0-0	0-0	0	0	0	0	2	0	0	0	0	3			
15	NOBLES, Jordan	1-1	1-1	0-0	0	1	0	3	0	0	0	0	0	17			
20	JONES, Bud	0-0	0-0	0-0	0	0	0	0	0	0	0	0	0	2			
21	MCADOO, Kevin	2-5	1-3	1-2	0	0	0	0	6	0	0	0	0	10			
30	KING, Jalen	0-0	0-0	0-0	0	0	0	2	0	0	0	0	0	4			
32	GROCE, Ty	2-3	1-1	0-0	2	2	4	2	5	2	1	1	1	26			
00	GREEN, Isaiah	0-0	0-0	0-0	0	0	0	0	0	0	0	0	0	3			
Team					2	1	3										
Totals		22-52	9-21	14-21	11	18	29	19	67	12	10	4	5	200			

FG % 1st Half: 12-27 44.4% 2nd half: 10-25 40.0% Game: 22-52 42.3% Deadball Rebounds 2
3FG % 1st Half: 7-11 63.6% 2nd half: 2-10 20.0% Game: 9-21 42.9%
FT % 1st Half: 6-7 85.7% 2nd half: 8-14 57.1% Game: 14-21 66.7%

Indiana 87 • 4-2

#	Player	Total			3-Ptr			Rebounds			PF	TP	A	TO	Blk	Stl	Min
		FG-FGA	FG-FGA	FT-FTA	FG-FGA	FG-FGA	FT-FTA	Off	Def	Tot							
13	Morgan, Juwan	3-6	0-1	1-2	2	2	4	2	7	2	0	2	1	26			
20	Davis, DeRon	4-4	0-0	3-3	1	3	4	11	2	1	0	1	1	13			
02	Newkirk, Josh	6-10	5-6	0-0	0	3	3	2	17	4	1	1	2	31			
04	Johnson, Robert	6-8	4-6	2-2	0	2	2	0	18	2	1	0	0	32			
11	Green, Devonte	2-5	1-4	0-0	0	3	3	2	5	1	2	0	1	12			
00	Jones, Curtis	0-2	0-1	0-0	0	0	0	0	0	0	0	0	1	7			
01	Aljami Durham	2-6	1-2	1-3	1	1	2	1	6	5	0	0	0	30			
03	Smith, Justin	2-6	0-0	2-2	2	3	5	0	6	0	0	0	0	12			
15	McRoberts, Zach	2-4	0-0	0-0	2	1	3	1	4	1	1	0	0	8			
21	McSwain Jr., Freddie	3-6	0-0	4-6	4	5	9	3	10	1	2	1	0	23			
30	Hartman, Collin	1-1	1-1	0-0	0	1	1	3	3	1	0	0	0	6			
Team					1	0	1										
Totals		31-58	12-21	13-18	13	24	37	18	87	19	8	4	7	200			

FG % 1st Half: 15-31 48.4% 2nd half: 16-27 59.3% Game: 31-58 53.4% Deadball Rebounds 2
3FG % 1st Half: 7-14 50.0% 2nd half: 5-7 71.4% Game: 12-21 57.1%
FT % 1st Half: 5-8 62.5% 2nd half: 8-10 80.0% Game: 13-18 72.2%

Officials: Larry Scrotto, Rob Riley, John Floyd
Technical fouls: Eastern Michigan-None. Indiana-None.
Attendance: 12024
Hoosier Tip-Off Classic

Score by periods	1st	2nd	Total
Eastern Michigan	37	30	67
Indiana	42	45	87

Last FG - EMU 2nd-00:30, IND 2nd-00:59.
Largest lead - EMU by 4 1st-14:21, IND by 22 2nd-00:59.
EMU led for 02:29. IND led for 36:27. Game was tied for 00:50.

Points	In	Off	2nd	Fast	Bench
EMU	20	11	13	2	16
IND	34	10	14	4	29

Score tied - 3 times.
Lead changed - 4 times.



Official Basketball Box Score -- Game Totals -- Final Statistics
Duke vs Indiana
11/29/17 9:30pm at Simon Skjodt Assembly Hall



Duke 91 • 9-0

#	Player	Total			3-Ptr			Rebounds			PF	TP	A	TO	Blk	Stl	Min
		FG-FGA	FG-FGA	FT-FTA	FG-FGA	FG-FGA	FT-FTA	Off	Def	Tot							
34	Wendell Carter Jr.	7-9	0-0	4-6	5	7	12	5	18	0	3	2	1	24			
35	Marvin Bagley III	10-15	0-2	3-4	2	8	10	3	23	3	3	0	1	38			
01	Trevon Duval	5-11	1-3	4-7	1	1	2	3	15	6	0	0	1	38			
02	Gary Trent Jr.	2-9	0-6	5-5	1	2	3	3	9	2	1	0	1	34			
03	Grayson Allen	7-12	2-6	5-5	0	2	2	2	21	4	1	0	1	40			
12	Javin DeLaurier	1-1	0-0	0-0	0	1	1	2	2	0	0	0	0	10			
15	Alex O'Connell	1-3	0-0	0-0	0	0	0	0	2	0	0	0	0	7			
20	Marques Bolden	0-0	0-0	1-2	0	0	0	4	1	0	0	1	2	9			
41	Jack White	0-0	0-0	0-0	0	0	0	0	0	0	0	0	0	0+			
Team					3	0	3										
Totals		33-60	3-17	22-29	12	21	33	22	91	15	8	3	7	200			

FG % 1st Half: 18-33 54.5% 2nd half: 15-27 55.6% Game: 33-60 55.0% Deadball Rebounds 4
3FG % 1st Half: 2-10 20.0% 2nd half: 1-7 14.3% Game: 3-17 17.6%
FT % 1st Half: 4-6 66.7% 2nd half: 18-23 78.3% Game: 22-29 75.9%

Indiana 81 • 4-3

#	Player	Total			3-Ptr			Rebounds			PF	TP	A	TO	Blk	Stl	Min
		FG-FGA	FG-FGA	FT-FTA	FG-FGA	FG-FGA	FT-FTA	Off	Def	Tot							
13	Morgan, Juwan	5-9	1-2	3-4	3	3	6	4	14	0	1	2	2	31			
20	Davis, DeRon	6-7	0-0	4-9	2	3	5	3	16	1	1	1	0	2			



Official Basketball Box Score -- Game Totals -- Final Statistics
Iowa vs Indiana
12/04/17 8:00pm at Simon Skjoldt Assembly Hall



Iowa 64 • 4-5, 0-2

#	Player	Total			3-Ptr			Rebounds			PF	TP	A	TO	Blk	Stl	Min
		FG-FGA	FG-FGA	FT-FTA	Off	Def	Tot	Off	Def	Tot							
02	Nunge, Jack	4-8	2-4	2-2	1	5	6	3	12	1	0	1	1	1	26		
05	Cook, Tyler	4-8	1-1	0-0	4	1	5	3	9	0	3	0	1	14			
55	Garza, Luka	3-4	0-0	0-2	1	2	3	2	6	1	1	0	0	15			
03	Bohannon, Jordan	2-8	2-6	1-2	0	4	4	1	7	4	5	0	0	29			
04	Moss, Isaiah	1-5	0-1	0-0	0	4	4	0	2	1	2	0	0	17			
00	Wagner, Ahmad	2-8	0-1	0-0	4	0	4	4	4	0	1	0	1	20			
01	Dailey, Maishe	1-7	1-4	0-0	0	5	5	0	3	4	0	0	0	21			
24	Ellingson, Brady	6-9	3-4	1-2	0	1	1	1	16	4	0	1	1	24			
25	Uhl, Dom	0-1	0-0	0-0	0	0	0	0	0	1	0	0	0	2			
35	Pemsi, Cordell	1-4	0-0	0-1	0	2	2	2	1	2	1	1	1	18			
51	Baer, Nicholas	1-3	1-3	0-0	0	3	3	4	3	1	3	3	1	14			
	Team				4	1	5										
	Totals	25-65	10-24	4-9	14	28	42	20	64	17	18	6	6	200			

FG % 1st Half: 9-31 29.0% 2nd half: 16-34 47.1% Game: 25-65 38.5% Deadball Rebounds 0
3FG % 1st Half: 6-14 42.9% 2nd half: 4-10 40.0% Game: 10-24 41.7%
FT % 1st Half: 2-5 40.0% 2nd half: 2-4 50.0% Game: 4-9 44.4%

Indiana 77 • 5-4, 1-1

#	Player	Total			3-Ptr			Rebounds			PF	TP	A	TO	Blk	Stl	Min
		FG-FGA	FG-FGA	FT-FTA	Off	Def	Tot	Off	Def	Tot							
13	Morgan, Juwan	6-9	0-1	3-4	4	6	10	3	15	0	1	1	2	29			
20	Davis, DeRon	5-11	0-0	3-9	4	2	6	0	13	1	2	4	2	18			
01	Aljami Durham	3-7	1-3	0-0	1	1	2	3	7	0	1	0	1	22			
02	Newkirk, Josh	2-5	1-1	1-2	2	5	7	0	6	1	1	0	2	28			
04	Johnson, Robert	2-9	1-6	4-4	0	7	7	1	9	3	2	0	1	32			
03	Smith, Justin	0-4	0-0	0-0	1	1	2	0	0	1	1	1	0	7			
10	Jager, Johnny	0-0	0-0	0-0	0	0	0	0	0	0	0	0	0	1			
11	Green, Devonte	4-8	2-4	2-2	1	1	2	2	12	4	2	0	1	25			
15	McRoberts, Zach	1-2	0-0	0-0	1	1	2	2	2	1	0	0	1	12			
21	McSwain Jr., Freddie	0-1	0-0	0-0	0	2	2	0	1	0	0	0	0	4			
22	Moore, Clifton	0-1	0-0	0-0	0	0	0	1	0	0	0	0	0	2			
30	Hartman, Collin	4-9	3-6	2-2	0	5	5	2	13	2	0	0	1	20			
35	Priller, Tim	0-0	0-0	0-0	0	0	0	0	0	0	0	0	0	0+			
	Team				2	0	2										
	Totals	27-66	8-21	15-23	16	31	47	16	77	14	10	6	11	200			

FG % 1st Half: 14-33 42.4% 2nd half: 13-33 39.4% Game: 27-66 40.9% Deadball Rebounds 3
3FG % 1st Half: 5-11 45.5% 2nd half: 3-8 37.5% Game: 8-21 38.1%
FT % 1st Half: 8-11 72.7% 2nd half: 7-12 58.3% Game: 15-23 65.2%

Officials: Bo Boroski, Gene Steratore, Keith Kimble
Technical fouls: Iowa-None. Indiana-None.
Attendance: 17222

Score by periods	1st	2nd	Total
Iowa	26	38	64
Indiana	41	36	77

	In	Off	2nd	Fast	Bench
Iowa	26	10	12	7	28
Indiana	36	22	12	15	27

Last FG - IOWA 2nd-00:19, IND 2nd-03:06.
Largest lead - IOWA by 3 1st-19:41, IND by 22 2nd-03:06.
IOWA led for 04:06, IND led for 34:52. Game was tied for 01:02.

Score tied - 3 times.
Lead changed - 9 times.



Official Basketball Box Score -- Game Totals -- Final Statistics
Indiana vs Louisville
12/9/17 2:05PM at KFC Yum! Center, Louisville, KY



Indiana 62 • 5-5

#	Player	Total			3-Ptr			Rebounds			PF	TP	A	TO	Blk	Stl	Min
		FG-FGA	FG-FGA	FT-FTA	Off	Def	Tot	Off	Def	Tot							
13	Morgan, Juwan	7-12	1-2	2-5	3	6	9	3	17	0	0	0	0	23			
20	Davis, DeRon	5-7	0-0	4-6	3	4	7	3	14	0	0	3	0	23			
01	Durham, Aljami	0-3	0-1	2-2	0	4	4	1	2	3	5	0	1	24			
02	Newkirk, Josh	4-12	2-8	3-4	3	3	6	3	13	4	4	0	0	32			
04	Johnson, Robert	0-6	0-4	0-0	0	2	2	3	0	0	1	0	1	35			
03	Smith, Justin	0-1	0-0	2-2	0	1	1	1	2	0	0	0	0	8			
11	Green, Devonte	2-6	1-4	0-0	0	0	0	0	5	1	0	0	0	13			
15	McRoberts, Zach	1-2	0-1	0-0	2	0	2	1	2	1	2	0	3	15			
21	McSwain Jr., Freddie	1-1	0-0	0-0	0	2	2	1	2	0	1	1	0	9			
30	Hartman, Collin	2-5	1-3	0-0	1	1	2	1	5	0	2	0	0	18			
	Team				0	2	2										
	Totals	22-55	5-23	13-19	12	25	37	17	62	9	15	4	5	200			

FG % 1st Half: 12-27 44.4% 2nd half: 10-28 35.7% Game: 22-55 40.0% Deadball Rebounds 2
3FG % 1st Half: 5-11 45.5% 2nd half: 0-12 0.0% Game: 5-23 21.7%
FT % 1st Half: 7-9 77.8% 2nd half: 6-10 60.0% Game: 13-19 68.4%

Louisville 71 • 6-2

#	Player	Total			3-Ptr			Rebounds			PF	TP	A	TO	Blk	Stl	Min
		FG-FGA	FG-FGA	FT-FTA	Off	Def	Tot	Off	Def	Tot							
13	SPALDING, Ray	4-8	1-2	1-2	6	8	14	3	10	2	0	5	0	30			
22	ADEL, Deng	6-15	4-8	0-0	0	1	1	0	16	1	3	0	1	33			
14	MAHMOUD, Anas	4-7	0-0	2-2	2	5	7	5	10	0	2	0	1	20			
00	KING, VJ	3-8	0-2	1-3	2	0	2	1	7	0	2	0	3	32			
04	SNIDER, Quentin	4-10	0-3	5-5	0	2	2	1	13	5	1	0	0	33			
02	PERRY, Darius	0-1	0-1	0-0	1	1	2	2	0	2	0	0	0	12			
05	WILLIAMS, Malik	3-4	3-4	0-0	0	4	4	1	9	0	0	0	0	12			
24	SUTTON, Dwayne	1-4	0-2	0-0	0	3	3	1	2	0	2	0	1	14			
05	McMAHON, Ryan	1-4	1-4	1-2	0	1	1	2	4	3	1	0	2	11			
33	NWORA, Jordan	0-0	0-0	0-0	0	0	0	0	0	0	1	0	0	3			
	Team				1	0	1										
	Totals	26-61	9-26	10-14	12	25	37	16	71	13	12	5	8	200			

FG % 1st Half: 13-30 43.3% 2nd half: 13-31 41.9% Game: 26-61 42.6% Deadball Rebounds 2
3FG % 1st Half: 6-17 35.3% 2nd half: 3-9 33.3% Game: 9-26 34.6%
FT % 1st Half: 3-3 100.0% 2nd half: 7-11 63.6% Game: 10-14 71.4%

Officials: Ted Valentine, Mike Eades, Terry Wymer
Technical fouls: Indiana-None. Louisville-None.
Attendance: 20030

Score by periods	1st	2nd	Total
Indiana	36	26	62
Louisville	35	36	71

	In	Off	2nd	Fast	Bench
IND	32	9	18	0	16
LOU	30	17	13	7	15

Last FG - IND 2nd-03:37, LOU 2nd-00:29.
Largest lead - IND by 10 1st-15:10, LOU by 9 2nd-00:16.
IND led for 19:53, LOU led for 17:20. Game was tied for 02:47.

Score tied - 2 times.
Lead changed - 5 times.



Official Basketball Box Score -- Game Totals -- Final Statistics
Indiana vs Notre Dame
12/16/17 2:43pm at Bankers Life Fieldhouse-Indianapolis, IN



Indiana 80 • 6-5

#	Player	Total			3-Ptr			Rebounds			PF	TP	A	TO	Blk	Stl	Min
		FG-FGA	FG-FGA	FT-FTA	Off	Def	Tot	Off	Def	Tot							
01	Durham, Aljami	1-3	0-2	3-4	0	2	2	0	5	0	0	0	0	16			
02	Newkirk, Josh	0-1	0-0	0-0	0	4	4	5	0	2	2	0	0	9			
04	Johnson, Robert	6-13	5-10	3-4	0	6	6	1	20	4	6	1	0	43			
13	Morgan, Juwan	13-17	0-0	8-11	2	9	11	4	34	1	3	1	0	40			
20	Davis, DeRon	1-3	0-0	0-1	0	3	3	2	2	2	0	2	0	18			
03	Smith, Justin	0-0	0-0	0-0	0	0	0	0	0	0	0	0	0	0+			
11	Green, Devonte	4-9	1-2	3-0	0	4	4	2	12	3	2	0	1	36			
15	McRoberts, Zach	0-2	0-1	1-2	7	2	9	4	1	3	1	0	1	31			
21	McSwain Jr., Freddie	0-0	0-0	0-0	0	1	1	0	0	0	0	0	0	3			
30	Hartman, Collin	2-7	2-6	0-0	0	0	0	5	6	1	0	0	0	29			
	Team				1	0	1										
	Totals	27-55	8-21	18-25	10	31	41	23	80	16	16	5	1	225			

FG % 1st Half: 10-27 37.0% 2nd half: 12-21 57.1% OT: 5-7 71.4% Game: 27-55 49.1% Deadball Rebounds 1
3FG % 1st Half: 3-12 25.0% 2nd half: 4-8 50.0% OT: 1-1 100.0% Game: 8-21 38.1%
FT % 1st Half: 2-3 66.7% 2nd half: 12-17 70.6% OT: 4-5 80.0% Game: 18-25 72.0%

Notre Dame 77 • 8-3

#	Player	Total			3-Ptr			Rebounds			PF	TP	A	TO	Blk	Stl	Min
		FG-FGA	FG-FGA	FT													



Official Basketball Box Score -- Game Totals -- Final Statistics
Tennessee Tech vs Indiana
12/21/17 8:00pm at Simon Skjodt Assembly Hall



Tennessee Tech 59 • 8-5

#	Player	Total			3-Ptr			Rebounds			PF	TP	A	TO	Blk	Stl	Min
		FG	FGA	FT	FTA	Off	Def	Tot	Off	Def							
15	PHILLIPS, Curtis	1	0-4	0-1	0-0	1	1	2	1	0	0	0	0	1	1	11	
22	ALEXANDER, Courtney	1	3-10	0-0	0-1	0	8	8	1	6	2	2	0	2	28		
25	RAMSEY, Mason	1	3-11	0-2	4-5	3	5	8	2	10	1	3	1	2	28		
04	JUGOVIC, Aleksa	g	2-6	1-2	2-2	0	2	2	2	7	3	4	0	2	32		
10	MACK, Kojan	g	6-12	2-3	0-0	2	3	5	4	14	2	3	1	0	32		
00	CALHOUN, Shaq	g	4-8	1-4	0-2	1	3	4	3	9	0	2	0	0	21		
05	DURAN, Joan	g	0-2	0-2	0-0	0	0	0	1	0	2	1	0	1	8		
11	HENRY, Micaiah	g	5-7	0-0	0-1	2	3	5	3	10	0	1	2	0	22		
14	ADAMS, Stephann	g	0-2	0-2	0-0	0	0	0	1	0	0	0	0	0	5		
33	OMLADIC, Domen	g	0-0	0-0	0-0	0	0	0	0	0	0	0	0	0	1		
54	CROSLAND, Cade	g	1-2	1-2	0-0	2	0	2	2	3	0	0	0	0	12		
Team			3		1		4										
Totals			24-64	5-18	6-11	14	26	40	20	59	10	16	4	8	200		
FG % 1st Half:		11-30	36.7%	2nd half:	13-34	38.2%	Game:	24-64	37.5%								
3FG % 1st Half:		2-8	25.0%	2nd half:	3-10	30.0%	Game:	5-18	27.8%								
FT % 1st Half:		2-2	100.0%	2nd half:	4-9	44.4%	Game:	6-11	54.5%								

Indiana 87 • 7-6

#	Player	Total			3-Ptr			Rebounds			PF	TP	A	TO	Blk	Stl	Min
		FG	FGA	FT	FTA	Off	Def	Tot	Off	Def							
13	Morgan, Juwan	1	3-8	0-1	3-4	1	5	6	0	9	2	2	3	2	28		
20	Davis, DeRon	1	3-3	0-0	3-5	2	3	5	1	9	0	0	2	1	12		
01	Durham, Aljami	g	1-3	0-0	0-0	0	2	2	3	2	1	0	0	1	19		
02	Newkirk, Josh	g	6-9	3-4	5-7	1	3	4	2	20	6	2	1	1	24		
04	Johnson, Robert	g	5-11	2-5	0-0	0	1	1	0	12	1	2	0	1	30		
03	Smith, Justin	g	1-2	0-0	2-2	1	2	3	1	4	1	0	2	0	8		
10	Jager, Johnny	g	0-0	0-0	0-0	0	0	0	0	0	0	0	0	0	1		
11	Green, Devonte	g	2-10	1-6	4-4	1	6	7	0	9	3	2	1	2	22		
15	McRoberts, Zach	g	3-7	2-5	0-1	0	6	6	3	8	3	0	0	1	22		
21	McSwain Jr., Freddie	g	4-8	0-0	2-2	5	1	6	1	10	0	0	1	0	15		
22	Moore, Clifton	g	1-4	0-2	0-0	1	1	2	0	2	0	0	0	0	4		
30	Hartman, Collin	g	1-2	0-1	0-0	0	0	0	3	2	0	2	0	2	14		
35	Priller, Tim	g	0-0	0-0	0-0	0	0	0	0	0	0	0	0	0	1		
Team			4		0		4										
Totals			30-67	8-24	19-25	16	30	46	14	87	17	10	10	10	200		
FG % 1st Half:		15-35	42.9%	2nd half:	15-32	46.9%	Game:	30-67	44.8%								
3FG % 1st Half:		3-12	25.0%	2nd half:	5-12	41.7%	Game:	8-24	33.3%								
FT % 1st Half:		5-8	62.5%	2nd half:	14-17	82.4%	Game:	19-25	76.0%								

Officials: Bill Ek, Tom Eades, John Floyd
Technical fouls: Tennessee Tech-None, Indiana-None.
Attendance: 12122

Score by periods	1st	2nd	Total
Tennessee Tech	26	33	59
Indiana	38	49	87

Last FG - TTU 2nd-00:39, IND 2nd-00:45.
Largest lead - TTU by 1 1st-17:04, IND by 31 2nd-03:29.
TTU led for 00:25, IND led for 38:32. Game was tied for 01:03.

Score tied - 0 times.
Lead changed - 4 times.



Official Basketball Box Score -- Game Totals -- Final Statistics
Youngstown State vs Indiana
12/29/17 8:00pm at Simon Skjodt Assembly Hall



Youngstown State 51 • 2-11

#	Player	Total			3-Ptr			Rebounds			PF	TP	A	TO	Blk	Stl	Min
		FG	FGA	FT	FTA	Off	Def	Tot	Off	Def							
02	HAYGOOD, Devin	1	4-5	0-0	1-2	3	2	5	4	9	0	2	1	0	18		
23	BOHANNON, Naz	1	3-7	0-1	4-6	4	6	10	3	10	1	3	0	1	30		
01	HARTFIELD, Braun	g	2-10	0-4	0-0	1	2	3	1	4	3	4	0	2	31		
24	MORSE, Cameron	g	1-14	0-8	0-1	0	5	5	2	2	4	4	0	1	29		
32	COVINGTON, Garrett	g	2-5	0-2	1-2	2	1	3	2	5	0	2	0	0	27		
00	ROBINSON, Tyree	g	3-4	0-0	1-2	0	1	1	2	7	0	0	0	2	10		
04	BENTON, Jaylen	g	4-9	2-5	0-0	1	2	3	3	10	4	3	0	2	25		
05	FERGUSON, Jeremiah	g	0-1	0-0	0-0	0	0	0	0	0	0	0	0	1	5		
10	STROLLO, Ryan	g	0-1	0-1	0-0	0	0	0	0	0	0	0	0	0	2		
11	RITTER, Dan	g	0-1	0-1	0-0	0	0	0	0	0	0	0	0	0	2		
14	BROWN, Jacob	g	0-0	0-0	0-1	0	1	1	1	0	0	0	0	0	4		
21	ANABIR, Noe	g	1-1	0-0	0-0	0	2	2	4	2	0	1	0	1	8		
30	KIRINCIC, John	g	0-0	0-0	0-0	1	0	1	0	0	0	0	0	0	2		
31	AKUCHIE, Michael	g	1-4	0-3	0-0	0	1	1	4	2	1	0	0	0	7		
Team			5		0		5										
Totals			21-62	2-25	7-14	17	23	40	26	51	13	18	2	9	200		
FG % 1st Half:		9-29	31.0%	2nd half:	12-33	36.4%	Game:	21-62	33.9%								
3FG % 1st Half:		0-12	0.0%	2nd half:	2-13	15.4%	Game:	2-25	8.0%								
FT % 1st Half:		2-3	66.7%	2nd half:	5-11	45.5%	Game:	7-14	50.0%								

Indiana 79 • 8-6

#	Player	Total			3-Ptr			Rebounds			PF	TP	A	TO	Blk	Stl	Min
		FG	FGA	FT	FTA	Off	Def	Tot	Off	Def							
13	Morgan, Juwan	1	7-9	0-1	2-3	2	4	6	1	16	2	1	2	3	29		
20	Davis, DeRon	1	2-5	0-0	5-8	2	0	2	2	9	1	1	1	1	16		
01	Durham, Aljami	g	0-3	0-3	2-2	0	1	1	4	2	1	2	0	0	17		
02	Newkirk, Josh	g	4-9	1-4	1-1	1	2	3	1	10	5	1	0	3	29		
04	Johnson, Robert	g	5-13	1-6	2-3	0	6	6	2	13	4	2	0	0	25		
03	Smith, Justin	g	3-4	1-1	1-4	1	4	5	2	8	0	1	0	1	11		
05	Taylor, Quentin	g	0-0	0-0	0-0	0	0	0	0	0	0	1	0	0	2		
10	Jager, Johnny	g	0-0	0-0	0-0	0	0	0	0	0	0	1	0	0	2		
11	Green, Devonte	g	1-7	0-3	1-3	0	1	1	0	3	1	2	1	1	18		
12	Lasko, Ethan	g	0-0	0-0	0-0	0	0	0	0	0	0	0	0	0	1		
15	McRoberts, Zach	g	2-3	2-3	1-1	5	3	8	1	7	2	0	1	2	27		
21	McSwain Jr., Freddie	g	3-3	0-0	1-2	0	4	4	2	7	0	4	0	1	10		
22	Moore, Clifton	g	1-1	0-0	0-0	0	0	0	0	1	2	1	0	0	4		
30	Hartman, Collin	g	1-2	0-1	0-0	1	1	2	3	2	1	1	0	0	9		
Team			3		3		6										
Totals			29-59	5-22	16-27	15	29	44	19	79	20	15	5	12	200		
FG % 1st Half:		11-30	36.7%	2nd half:	18-29	62.1%	Game:	29-59	49.2%								
3FG % 1st Half:		2-11	18.2%	2nd half:	3-11	27.3%	Game:	5-22	22.7%								
FT % 1st Half:		5-10	50.0%	2nd half:	11-17	64.7%	Game:	16-27	59.3%								

Officials: Terry Wymor, Donnie Eppley, Rob Kueneman
Technical fouls: Youngstown State-None, Indiana-None.
Attendance: 14122

Score by periods	1st	2nd	Total
Youngstown State	20	31	51
Indiana	29	50	79

Last FG - YSU 2nd-02:02, IND 2nd-00:30.
Largest lead - YSU by 2 1st-17:07, IND by 28 2nd-00:30.
YSU led for 00:32, IND led for 33:55. Game was tied for 05:33.

Score tied - 4 times.
Lead changed - 1 time.



Official Basketball Box Score -- Game Totals -- Final Statistics
Indiana vs Wisconsin
01/02/18 6pm at Kohl Center, Madison, Wis.



Indiana 61 • 8-7, 1-2

#	Player	Total			3-Ptr			Rebounds			PF	TP	A	TO	Blk	Stl	Min
		FG	FGA	FT	FTA	Off	Def	Tot	Off	Def							
13	Morgan, Juwan	1	7-9	0-0	3-3	2	2	4	4	17	0	4	1	4	22		
20	Davis, DeRon	1	1-4	0-0	0-0	3	0	3	2	2	0	0	1	0	10		
02	Newkirk, Josh	g	3-8	0-2	0-0	0	3	3	0	6	1	2	0	0	25		
04	Johnson, Robert	g	5-12	0-4	4-5	1	0	1	2								



2017-18 Indiana Basketball
 Indiana Combined Team Statistics (as of Jan 06, 2018)
 All games



Overall record: 9-7 Conf: 2-2 Home: 7-3 Away: 1-4 Neutral: 1-0

#	Player	gp-gs	min	Total		3-Point		F-Throw		Rebounds				pf	dq	a	to	blk	stl	pts	avg									
				avg	fg-fga	fg%	3fg-fga	3fg%	ft-fa	ft%	off	def	tot									avg								
13	Morgan, Juwan	16-15	446	27.9	93-157	.592	5-21	.238	60-84	.714	50	67	117	7.3	38	0	14	25	26	19	251	15.7								
04	Johnson, Robert	16-16	534	33.4	79-181	.436	26-82	.317	34-44	.773	3	62	65	4.1	32	1	43	42	4	11	218	13.6								
20	Davis, DeRon	15-15	282	18.8	56-91	.615	0-0	.000	32-64	.500	27	37	64	4.3	37	1	16	12	22	12	144	9.6								
02	Newkirk, Josh	16-16	376	23.5	44-106	.415	18-51	.353	20-27	.741	7	34	41	2.6	31	1	47	28	3	10	126	7.9								
11	Green, Devonte	16-5	354	22.1	39-118	.331	16-56	.286	21-28	.750	5	30	35	2.2	18	0	37	32	3	16	115	7.2								
30	Hartman, Collin	10-0	188	18.8	24-51	.471	12-34	.353	6-7	.857	11	26	37	3.7	30	1	6	7	2	3	66	6.6								
01	Durham, Aljami	16-9	364	22.8	29-70	.414	8-30	.267	22-34	.647	5	32	37	2.3	32	0	27	15	1	6	88	5.5								
03	Smith, Justin	16-2	179	11.2	31-58	.534	3-4	.750	13-16	.813	18	28	46	2.9	21	0	6	14	6	3	78	4.9								
21	McSwain Jr., Freddie	16-0	173	10.8	19-44	.432	0-0	.000	14-27	.519	29	35	64	4.0	24	1	5	16	8	4	52	3.3								
00	Jones, Curtis	7-0	80	11.4	7-26	.269	4-18	.222	3-4	.750	1	8	9	1.3	2	0	3	2	2	3	21	3.0								
15	McRoberts, Zach	13-2	218	16.8	12-28	.429	5-13	.385	4-6	.667	22	25	47	3.6	20	0	16	7	2	13	33	2.5								
22	Moore, Clifton	5-0	23	4.6	2-8	.250	0-2	.000	0-0	.000	2	2	4	0.8	2	0	2	1	3	0	4	0.8								
35	Priller, Tim	2-0	1	0.5	0-0	.000	0-0	.000	0-0	.000	0	0	0	0.0	0	0	0	0	0	0	0	0.0								
05	Taylor, Quentin	1-0	2	2.0	0-0	.000	0-0	.000	0-0	.000	0	0	0	0.0	0	0	1	0	0	0	0	0.0								
10	Jager, Johnny	3-0	4	1.3	0-0	.000	0-0	.000	0-0	.000	0	0	0	0.0	0	0	1	0	0	0	0	0.0								
12	Lasko, Ethan	1-0	1	1.0	0-0	.000	0-0	.000	0-0	.000	0	0	0	0.0	0	0	0	0	0	0	0	0.0								
Team											21	15	36		1		5													
Total.....		16	3225		435-938	.464	97-311	.312	229-341	.672	201	401	602	37.6	288	5	224	206	82	100	1196	74.8								
Opponents.....		16	3225		406-926	.438	141-367	.384	204-288	.708	170	372	542	33.9	312	6	219	216	56	113	1157	72.3								

TEAM STATISTICS	IND	OPP	Date	Opponent	Score	Att.
SCORING	1196	1157	11/10/17	INDIANA STATE	L	69-90 17222
Points per game	74.8	72.3	! 11/12/17	HOWARD	w	86-77 17222
Scoring margin	+2.4	-	# 11/15/17	at Seton Hall	L	68-84 8452
FIELD GOALS-ATT	435-938	406-926	! 11/19/17	USF	w	70-53 11629
Field goal pct	.464	.438	! 11/22/17	ARKANSAS STATE	w	87-70 12646
3 POINT FG-ATT	97-311	141-367	! 11/24/17	EASTERN MICHIGAN	w	87-67 12024
3-point FG pct	.312	.384	\$ 11/29/17	DUKE	L	81-91 17222
3-pt FG made per game	6.1	8.8	* 12/02/17	at Michigan	L	55-69 11661
FREE THROWS-ATT	229-341	204-288	* 12/04/17	IOWA	w	77-64 17222
Free throw pct	.672	.708	12/9/17	at Louisville	L	62-71 20030
F-Throws made per game	14.3	12.8	12/16/17	vs Notre Dame	Wot	80-77 18680
REBOUNDS	602	542	12/18/17	FORT WAYNE	L	72-92 11424
Rebounds per game	37.6	33.9	12/21/17	TENNESSEE TECH	w	87-59 12122
Rebounding margin	+3.8	-	12/29/17	YOUNGSTOWN STATE	w	79-51 14122
ASSISTS	224	219	* 01/02/18	at Wisconsin	L	61-71 17287
Assists per game	14.0	13.7	* 01/06/18	at Minnesota	w	75-71 12956
TURNOVERS	206	216	! = 2017 Hoosier Tip-Off Classic (Bloomington)			
Turnovers per game	12.9	13.5	# = Gavitt Tipoff Games			
Turnover margin	+0.6	-	\$ = Big Ten/ACC Challenge			
Assist/turnover ratio	1.1	1.0	* = Conference game			
STEALS	100	113				
Steals per game	6.3	7.1				
BLOCKS	82	56				
Blocks per game	5.1	3.5				
ATTENDANCE	142855	89066				
Home games-Avg/Game	10-14286	5-14077				
Neutral site-Avg/Game	-	1-18680				

Score by Periods	1st	2nd	OT	Totals
Indiana	554	627	15	1196
Opponents	529	616	12	1157



2017-18 Indiana Basketball
 Indiana Combined Team Statistics (as of Jan 06, 2018)
 Conference games only



RECORD:	OVERALL	HOME	AWAY	NEUTRAL
ALL GAMES	2-2	1-0	1-2	0-0
CONFERENCE	2-2	1-0	1-2	0-0
NON-CONFERENCE	0-0	0-0	0-0	0-0

#	Player	gp-gs	min	avg	Total		3-Point		F-Throw		Rebounds				pf	dq	a	to	blk	stl	pts	avg
					fg-fga	fg%	3fg-fga	3fg%	ft-fa	ft%	off	def	tot	avg								
13	Morgan, Juwan	4-4	121	30.3	30-48	.625	3-6	.500	13-18	.722	14	20	34	8.5	12	0	1	8	7	7	76	19.0
04	Johnson, Robert	4-4	137	34.2	19-46	.413	4-17	.235	15-17	.882	2	17	19	4.8	7	0	15	10	1	5	57	14.3
30	Hartman, Collin	3-0	72	24.0	11-23	.478	7-16	.438	4-5	.800	1	16	17	5.7	9	0	2	1	2	1	33	11.0
20	Davis, De'Ron	3-3	46	15.3	8-22	.364	0-0	.000	3-9	.333	8	2	10	3.3	5	0	3	2	5	3	19	6.3
03	Smith, Justin	4-1	40	10.0	8-16	.500	2-2	1.000	4-4	1.000	4	2	6	1.5	6	0	1	4	1	1	22	5.5
11	Green, Devonte	4-0	73	18.3	8-24	.333	2-8	.250	3-4	.750	2	4	6	1.5	2	0	8	8	0	2	21	5.3
02	Newkirk, Josh	4-4	97	24.3	8-25	.320	2-6	.333	1-2	.500	2	10	12	3.0	2	0	6	5	0	2	19	4.8
01	Durham, Aljami	4-2	87	21.8	6-15	.400	2-6	.333	0-2	.000	2	8	10	2.5	8	0	3	5	0	2	14	3.5
21	McSwain Jr., Freddie	4-0	38	9.5	2-13	.154	0-0	.000	1-1	1.000	4	9	13	3.3	7	1	3	1	0	0	5	1.3
15	McRoberts, Zach	4-2	83	20.8	1-6	.167	0-1	.000	0-0	.000	4	8	12	3.0	7	0	4	0	0	6	2	0.5
22	Moore, Clifton	1-0	2	2.0	0-1	.000	0-0	.000	0-0	.000	0	0	0	0.0	1	0	0	0	0	0	0	0.0
10	Jager, Johnny	1-0	1	1.0	0-0	.000	0-0	.000	0-0	.000	0	0	0	0.0	0	0	0	0	0	0	0	0.0
35	Priller, Tim	1-0	0	0.0	0-0	.000	0-0	.000	0-0	.000	0	0	0	0.0	0	0	0	0	0	0	0	0.0
00	Jones, Curtis	1-0	3	3.0	0-2	.000	0-0	.000	0-0	.000	0	0	0	0.0	0	0	0	0	0	0	0	0.0
Team											4	3	7						2			
Total.....		4	800		101-241	.419	22-62	.355	44-62	.710	47	99	146	36.5	66	1	46	46	16	29	268	67.0
Opponents.....		4	800		99-226	.438	37-93	.398	40-59	.678	39	102	141	35.2	60	0	60	57	22	24	275	68.8

TEAM STATISTICS	IND	OPP
SCORING	268	275
Points per game	67.0	68.8
Scoring margin	-1.7	-
FIELD GOALS-ATT	101-241	99-226
Field goal pct	.419	.438
3 POINT FG-ATT	22-62	37-93
3-point FG pct	.355	.398
3-pt FG made per game	5.5	9.3
FREE THROWS-ATT	44-62	40-59
Free throw pct	.710	.678
F-Throws made per game	11.0	10.0
REBOUNDS	146	141
Rebounds per game	36.5	35.2
Rebounding margin	+1.3	-
ASSISTS	46	60
Assists per game	11.5	15.0
TURNOVERS	46	57
Turnovers per game	11.5	14.3
Turnover margin	+2.8	-
Assist/turnover ratio	1.0	1.1
STEALS	29	24
Steals per game	7.3	6.0
BLOCKS	16	22
Blocks per game	4.0	5.5
ATTENDANCE	17222	41904
Home games-Avg/Game	1-17222	3-13968
Neutral site-Avg/Game	-	0-0

Date	Opponent	Score	Att.
* 12/02/17	at Michigan	L 55-69	11661
* 12/04/17	IOWA	w 77-64	17222
* 01/02/18	at Wisconsin	L 61-71	17287
* 01/06/18	at Minnesota	w 75-71	12956

! = 2017 Hoosier Tip-Off Classic (Bloomington)
 # = Gavitt Tipoff Games
 \$ = Big Ten/ACC Challenge
 * = Conference game

Score by Periods	1st	2nd	Totals
Indiana	127	141	268
Opponents	121	154	275

TEAM STATISTICS

Opponent	Date	Score	Total		3-Pointers		Free throws		Rebounds				Other				pts	avg		
			fg-fga	pct	3fg-fga	pct	ft-fa	pct	off	def	tot	avg	pf	a	t/o	blk			stl	
INDIANA STATE	11/10/17	69-90	L	21-45	.467	4-18	.222	23-33	.697	8	17	25	25.0	18	12	19	3	10	69	69.0
HOWARD	11/12/17	86-77	W	33-61	.541	8-22	.364	12-29	.414	12	32	44	34.5	13	25	12	8	2	86	77.5
at Seton Hall	11/15/17	68-84	L	27-55	.491	6-18	.333	8-12	.667	9	18	27	32.0	25	11	18	1	6	68	74.3
USF	11/19/17	70-53	W	23-49	.469	5-17	.294	19-25	.760	13	22	35	32.8	18	12	12	9	4	70	73.2
ARKANSAS STATE	11/22/17	87-70	W	33-66	.500	5-18	.278	16-21	.762	13	30	43	34.8	13	15	8	9	5	87	76.0
EASTERN MICHIGAN	11/24/17	87-67	W	31-58	.534	12-21	.571	13-18	.722	13	24	37	35.2	18	19	8	4	7	87	77.8
DUKE	11/29/17	81-91	L	30-59	.508	5-21	.238	16-26	.615	13	18	31	34.6	26	12	9	4	4	81	78.3
at Michigan	12/02/17	55-69	L	22-55	.400	2-7	.286	9-14	.643	7	25	32	34.2	14	7	11	2	4	55	75.4
IOWA	12/04/17	77-64	W	27-66	.409	8-21	.381	15-23	.652	16	31	47	35.7	16	14	10	6	11	77	75.6
at Louisville	12/9/17	62-71	L	22-55	.400	5-23	.217	13-19	.684	12	25	37	35.8	17	9	15	4	5	62	74.2
vs Notre Dame	12/16/17	80-77	Wot	27-55	.491	8-21	.381	18-25	.720	10	31	41	36.3	23	16	16	5	1	80	74.7
FORT WAYNE	12/18/17	72-92	L	28-68	.412	4-24	.167	12-19	.632	20	26	46	37.1	18	10	18	4	5	72	74.5
TENNESSEE TECH	12/21/17	87-59	W	30-67	.448	8-24	.333	19-25	.760	16	30	46	37.8	14	17	10	10	10	87	75.5
YOUNGSTOWN STATE	12/29/17	79-51	W	29-59	.492	5-22	.227	16-27	.593	15	29	44	38.2	19	20	15	5	12	79	75.7
at Wisconsin	01/02/18	61-71	L	24-50	.480	4-15	.267	9-10	.900	7	15	22	37.1	22	9	12	3	7	61	74.7
at Minnesota	01/06/18	75-71	W	28-70	.400	8-19	.421	11-15	.733	17	28	45	37.6	14	16	13	5	7	75	74.8
Indiana		1196		435-938	.464	97-311	.312	229-341	.672	201	401	602	37.6	288	224	206	82	100	1196	74.8
Opponents		1157		406-926	.438	141-367	.384	204-288	.708	170	372	542	33.9	312	219	216	56	113	1157	72.3

OPPONENT STATISTICS

Opponent	Date	Score	Total		3-Pointers		Free throws		Rebounds				Other				pts	avg		
			fg-fga	pct	3fg-fga	pct	ft-fa	pct	off	def	tot	avg	pf	a	t/o	blk			stl	
INDIANA STATE	11/10/17	69-90	L	29-49	.592	17-26	.654	15-18	.833	5	22	27	27.0	24	15	19	2	9	90	90.0
HOWARD	11/12/17	86-77	W	25-70	.357	13-34	.382	14-16	.875	13	26	39	33.0	23	13	12	4	6	77	83.5
at Seton Hall	11/15/17	68-84	L	28-49	.571	9-17	.529	19-29	.655	9	22	31	32.3	19	15	15	4	7	84	83.7
USF	11/19/17	70-53	W	17-50	.340	5-17	.294	14-17	.824	13	16	29	31.5	20	8	17	1	7	53	76.0
ARKANSAS STATE	11/22/17	87-70	W	26-62	.419	7-19	.368	11-15	.733	10	23	33	31.8	22	12	11	2	4	70	74.8
EASTERN MICHIGAN	11/24/17	87-67	W	22-52	.423	9-21	.429	14-21	.667	11	18	29	31.3	19	12	10	4	5	67	73.5
DUKE	11/29/17	81-91	L	33-60	.550	3-17	.176	22-29	.759	12	21	33	31.6	22	15	8	3	7	91	76.0
at Michigan	12/02/17	55-69	L	26-55	.473	11-31	.355	6-10	.600	4	30	34	31.9	15	16	10	3	5	69	75.1
IOWA	12/04/17	77-64	W	25-65	.385	10-24	.417	4-9	.444	14	28	42	33.0	20	17	18	6	6	64	73.9
at Louisville	12/9/17	62-71	L	26-61	.426	9-26	.346	10-14	.714	12	25	37	33.4	16	13	12	5	8	71	73.6
vs Notre Dame	12/16/17	80-77	Wot	25-61	.410	8-24	.333	19-26	.731	9	23	32	33.3	21	14	9	2	6	77	73.9
FORT WAYNE	12/18/17	72-92	L	31-60	.517	17-30	.567	13-19	.684	6	25	31	33.1	20	19	12	1	13	92	75.4
TENNESSEE TECH	12/21/17	87-59	W	24-64	.375	5-18	.278	6-11	.545	14	26	40	33.6	20	10	16	4	8	59	74.2
YOUNGSTOWN STATE	12/29/17	79-51	W	21-62	.339	2-25	.080	7-14	.500	17	23	40	34.1	26	13	18	2	9	51	72.5
at Wisconsin	01/02/18	61-71	L	23-47	.489	7-15	.467	18-24	.750	13	17	30	33.8	13	12	15	4	6	71	72.4
at Minnesota	01/06/18	75-71	W	25-59	.424	9-23	.391	12-16	.750	8	27	35	33.9	12	15	14	9	7	71	72.3
Opponents		1157		406-926	.438	141-367	.384	204-288	.708	170	372	542	33.9	312	219	216	56	113	1157	72.3
Indiana		1196		435-938	.464	97-311	.312	229-341	.672	201	401	602	37.6	288	224	206	82	100	1196	74.8

COMPARISON

Opponent	1st	2nd	Score	Mar	Total FG	FG Pct	3-Pointers	3FG Pct	Free Throws	FT Pct	Rebounds	Assist	T/Over	Block	Steal	Fouls
INDIANA STATE	33/54	36/36	69-90	(21)	21-45/29-49	.467/.592	4-18/17-26	.222/.654	23-33/15-18	.697/.833	25/27 (2)	12/15	19/19	3/2	10/9	18/24
HOWARD	37/27	49/50	86-77	+9	33-61/25-70	.541/.357	8-22/13-34	.364/.382	12-29/14-16	.414/.875	44/39 (+5)	25/13	12/12	8/4	2/6	13/23
Seton Hall	32/33	36/51	68-84	(16)	27-55/28-49	.491/.571	6-18/9-17	.333/.529	8-12/19-29	.667/.655	27/31 (4)	11/15	18/15	1/4	6/7	25/19
USF	33/34	37/19	70-53	+17	23-49/17-50	.469/.340	5-17/5-17	.294/.294	19-25/14-17	.760/.824	35/29 (+6)	12/8	12/17	9/1	4/7	18/20
ARKANSAS STATE	47/33	40/37	87-70	+17	33-66/26-62	.500/.419	5-18/7-19	.278/.368	16-21/11-15	.762/.733	43/33 (+8)	15/12	8/11	9/2	5/4	13/22
EASTERN MICHIGAN	42/37	45/30	87-67	+20	31-58/22-52	.534/.423	12-21/9-21	.571/.429	13-18/14-21	.722/.667	37/29 (+10)	19/12	8/10	4/4	7/5	18/19
DUKE	38/42	43/49	81-91	(10)	30-59/33-60	.508/.550	5-21/3-17	.238/.176	16-26/22-29	.615/.759	31/33 (2)	12/15	9/8	4/3	4/7	26/22
Michigan	21/34	34/35	55-69	(14)	22-55/26-55	.400/.473	2-7/11-31	.286/.355	9-14/6-10	.643/.600	32/34 (2)	7/16	11/10	2/3	4/5	14/15
IOWA	41/26	36/38	77-64	+13	27-66/25-65	.409/.385	8-21/10-24	.381/.417	15-23/4-9	.652/.444	47/42 (+5)	14/17	10/18	6/6	11/6	16/20
Louisville	36/35	26/36	62-71	(9)	22-55/26-61	.400/.426	5-23/9-26	.217/.346	13-19/10-14	.684/.714	37/37 (-)	9/13	15/12	4/5	5/8	17/16
Notre Dame	25/31	40/34	80-77	+3	27-55/25-61	.491/.410	8-21/8-24	.381/.333	18-25/19-26	.720/.731	41/32 (+9)	16/14	16/9	5/2	1/6	23/21
FORT WAYNE	37/36	35/56	72-92	(20)	28-68/31-60	.412/.517	4-24/17-30	.167/.567	12-19/13-19	.632/.684	46/31 (+5)	10/19	18/12	4/1	5/13	18/20
TENNESSEE TECH	38/26	49/33	87-59	+28	30-67/24-64	.448/.375	8-24/5-18	.333/.278	19-25/6-11	.760/.545	46/40 (+6)	17/10	10/16	10/4	10/8	14/20
YOUNGSTOWN STATE	29/20	50/31	79-51	+28	29-59/21-62	.492/.339	5-22/2-25	.227/.080	16-27/7-14	.593/.500	44/40 (+4)	20/13	15/18	5/2	12/9	19/26
Wisconsin	33/30	28/41	61-71	(10)	24-50/23-47	.480/.489	4-15/7-15	.267/.467	9-10/18-24	.900/.750	22/30 (8)	9/12	12/15	3/4	7/6	22/13
Minnesota	32/31	43/40	75-71	+4	28-70/25-59	.400/.424	8-19/9-23	.421/.391	11-15/12-16	.733/.750	45/35 (+10)	16/15	13/14	5/9	7/7	14/12

Note: Game totals are displayed in the format TEAM/OPPONENT for each category

Indiana - INDIVIDUAL GAME HIGHS

Points	34	Morgan, Juwan vs Notre Dame (12/16/17)
	28	Johnson, Robert at Minnesota (01/06/18)
	28	Morgan, Juwan vs Arkansas State (11/22/17)
	24	Morgan, Juwan at Michigan (12/02/17)
	21	Johnson, Robert vs USF (11/19/17)
Field Goals Made	13	Morgan, Juwan vs Notre Dame (12/16/17)
	10	Johnson, Robert at Minnesota (01/06/18)
Field Goal Att.	21	Johnson, Robert at Minnesota (01/06/18)
	18	Johnson, Robert vs Fort Wayne (12/18/17)
FG Pct (min 5 made)	.857 (6-7)	Davis, DeRon vs Duke (11/29/17)
	.857 (6-7)	Davis, DeRon vs Indiana State (11/10/17)
3-Point FG Made	5	Johnson, Robert vs Notre Dame (12/16/17)
	5	Newkirk, Josh vs Eastern Michigan (11/24/17)
3-Point FG Att.	10	Johnson, Robert vs Notre Dame (12/16/17)
	9	Green, Devonte at Seton Hall (11/15/17)
3-PT FG Pct (min 3 made)	1.000 (3-3)	Johnson, Robert vs USF (11/19/17)
	.833 (5-6)	Newkirk, Josh vs Eastern Michigan (11/24/17)
Free Throws Made	10	Morgan, Juwan vs Arkansas State (11/22/17)
	9	Morgan, Juwan vs USF (11/19/17)
Free Throw Att.	11	Morgan, Juwan vs Notre Dame (12/16/17)
	10	Morgan, Juwan vs Arkansas State (11/22/17)
	10	Morgan, Juwan vs USF (11/19/17)
	10	Davis, DeRon vs Howard (11/12/17)
FT Pct (min 5 made)	1.000 (10-10)	Morgan, Juwan vs Arkansas State (11/22/17)
	.900 (9-10)	Morgan, Juwan vs USF (11/19/17)
Rebounds	12	Morgan, Juwan at Minnesota (01/06/18)
	12	Morgan, Juwan vs Fort Wayne (12/18/17)
	12	Smartman, Collin vs Fort Wayne (12/18/17)
	12	Smith, Justin vs Howard (11/12/17)
Assists	7	Johnson, Robert at Minnesota (01/06/18)
	7	Newkirk, Josh vs Howard (11/12/17)
Steals	4	McRoberts, Zach at Minnesota (01/06/18)
	4	Morgan, Juwan at Wisconsin (01/02/18)
Blocked Shots	4	Morgan, Juwan at Minnesota (01/06/18)
	4	Davis, DeRon vs Iowa (12/04/17)
	4	Morgan, Juwan vs USF (11/19/17)
Turnovers	6	Johnson, Robert vs Fort Wayne (12/18/17)
	6	Johnson, Robert vs Notre Dame (12/16/17)
Fouls	5	McSwain Jr., Freddie at Wisconsin (01/02/18)
	5	Newkirk, Josh vs Notre Dame (12/16/17)
	5	Smartman, Collin vs Notre Dame (12/16/17)
	5	Johnson, Robert vs Duke (11/29/17)
	5	Davis, DeRon at Seton Hall (11/15/17)
Minutes	43	Johnson, Robert vs Notre Dame (12/16/17)
	40	Morgan, Juwan vs Notre Dame (12/16/17)
	38	Morgan, Juwan at Minnesota (01/06/18)
	38	Johnson, Robert at Minnesota (01/06/18)
	38	Johnson, Robert at Wisconsin (01/02/18)

OPPONENT INDIVIDUAL GAME HIGHS

Points	29	Bonzie Colson vs Notre Dame (12/16/17)
	28	Happ, Ethan at Wisconsin (01/02/18)
	28	Kason Harrell vs Fort Wayne (12/18/17)
	27	COLE, RJ vs Howard (11/12/17)
	26	Bryson Scott vs Fort Wayne (12/18/17)
Field Goals Made	11	Happ, Ethan at Wisconsin (01/02/18)
	10	Marvin Bagley III vs Duke (11/29/17)
Field Goal Att.	22	COLE, RJ vs Howard (11/12/17)
	21	Bonzie Colson vs Notre Dame (12/16/17)
FG Pct (min 5 made)	.833 (5-6)	Kason, Qlydar vs Indiana State (11/10/17)
	.778 (7-9)	Wendell Carter Jr. vs Duke (11/29/17)
3-Point FG Made	6	Kason Harrell vs Fort Wayne (12/18/17)
	6	Scott, Brenton vs Indiana State (11/10/17)
3-Point FG Att.	11	Kason Harrell vs Fort Wayne (12/18/17)
	11	MINNIE, Elijah vs Eastern Michigan (11/24/17)
	11	FOSTER, Kyle vs Howard (11/12/17)
3-PT FG Pct (min 3 made)	.800 (4-5)	Dylan Cart vs Fort Wayne (12/18/17)
	.750 (3-4)	WILLIAMS, Malik at Louisville (12/9/17)
	.750 (3-4)	Ellingson, Brady vs Iowa (12/04/17)
	.750 (3-4)	CARRINGTON, Khadeen at Seton Hall (11/15/17)
	.750 (3-4)	TEASE, Kai vs Howard (11/12/17)
Free Throws Made	11	Bonzie Colson vs Notre Dame (12/16/17)
	8	JACKSON, Paul vs Eastern Michigan (11/24/17)
Free Throw Att.	13	Bonzie Colson vs Notre Dame (12/16/17)
	12	JACKSON, Paul vs Eastern Michigan (11/24/17)
FT Pct (min 5 made)	1.000 (6-6)	COLE, RJ vs Howard (11/12/17)
	1.000 (5-5)	SNIDER, Quentin at Louisville (12/9/17)
	1.000 (5-5)	Grayson Allen vs Duke (11/29/17)
	1.000 (5-5)	Gary Trent Jr. vs Duke (11/29/17)
Rebounds	14	SPALDING, Ray at Louisville (12/9/17)
	12	Wendell Carter Jr. vs Duke (11/29/17)
Assists	9	Mason, Nate at Minnesota (01/06/18)
	8	Matt Farrell vs Notre Dame (12/16/17)
	8	COLE, RJ vs Howard (11/12/17)
Steals	4	Happ, Ethan at Wisconsin (01/02/18)
	4	Bryson Scott vs Fort Wayne (12/18/17)
	4	COLLINS, David vs USF (11/19/17)
Blocked Shots	5	SPALDING, Ray at Louisville (12/9/17)
	5	Konate, Bakary at Minnesota (01/06/18)
	3	Baer, Nicholas vs Iowa (12/04/17)
	3	Wagner, Moritz at Michigan (12/02/17)
Turnovers	6	Scott, Brenton vs Indiana State (11/10/17)
	5	Bohannon, Jordan vs Iowa (12/04/17)
	5	MARTIN, Malik vs USF (11/19/17)
	5	MAHMOUD, Amas at Louisville (12/9/17)
Fouls	5	Wendell Carter Jr. vs Duke (11/29/17)
	5	Bruce, Tamas vs Arkansas State (11/22/17)
	5	SCEKIC, Nikola vs USF (11/19/17)
	5	WILLIAMS, Charles vs Howard (11/12/17)
	5	Barnes, Jordan vs Indiana State (11/10/17)

Indiana - TEAM GAME HIGHS

POINTS	87	TENNESSEE TECH (12/21/17)
	87	EASTERN MICHIGAN (11/24/17)
	87	ARKANSAS STATE (11/22/17)
	86	HOWARD (11/12/17)
	81	DUKE (11/29/17)
FIELD GOALS MADE	33	ARKANSAS STATE (11/22/17)
	33	HOWARD (11/12/17)
FIELD GOAL ATTEMPTS	70	at Minnesota (01/06/18)
	68	FORT WAYNE (12/18/17)
FIELD GOAL PERCENTAGE	.541 (33-61)	HOWARD (11/12/17)
	.534 (31-58)	EASTERN MICHIGAN (11/24/17)
3 PT FIELD GOALS MADE	12	EASTERN MICHIGAN (11/24/17)
	8	at Minnesota (01/06/18)
	8	TENNESSEE TECH (12/21/17)
	8	vs Notre Dame (12/16/17)
	8	IOWA (12/04/17)
	8	HOWARD (11/12/17)
3 PT FG ATTEMPTS	24	TENNESSEE TECH (12/21/17)
	24	FORT WAYNE (12/18/17)
3 PT FG PERCENTAGE	.571 (12-21)	EASTERN MICHIGAN (11/24/17)
	.421 (8-19)	at Minnesota (01/06/18)
FREE THROWS MADE	23	INDIANA STATE (11/10/17)
	19	TENNESSEE TECH (12/21/17)
	19	USF (11/19/17)
FREE THROW ATTEMPTS	33	INDIANA STATE (11/10/17)
	29	HOWARD (11/12/17)
FREE THROW PERCENTAGE	.900 (9-10)	at Wisconsin (01/02/18)
	.762 (16-21)	ARKANSAS STATE (11/22/17)
REBOUNDS	47	IOWA (12/04/17)
	46	TENNESSEE TECH (12/21/17)
	46	FORT WAYNE (12/18/17)
ASSISTS	25	HOWARD (11/12/17)
	20	YOUNGSTOWN STATE (12/29/17)
STEALS	12	YOUNGSTOWN STATE (12/29/17)
	11	IOWA (12/04/17)
BLOCKED SHOTS	10	TENNESSEE TECH (12/21/17)
	9	ARKANSAS STATE (11/22/17)
	9	USF (11/19/17)
TURNOVERS	19	INDIANA STATE (11/10/17)
	18	FORT WAYNE (12/18/17)
	18	at Seton Hall (11/15/17)
FOULS	26	DUKE (11/29/17)
	25	at Seton Hall (11/15/17)

Opponent - GAME HIGHS

POINTS	92	FORT WAYNE (12/18/17)
	91	DUKE (11/29/17)
	90	INDIANA STATE (11/10/17)
	84	at Seton Hall (11/15/17)
	77	vs Notre Dame (12/16/17)
	77	HOWARD (11/12/17)
FIELD GOALS MADE	33	DUKE (11/29/17)
	31	FORT WAYNE (12/18/17)
FIELD GOAL ATTEMPTS	70	HOWARD (11/12/17)
	65	IOWA (12/04/17)
FIELD GOAL PERCENTAGE	.592 (29-49)	INDIANA STATE (11/10/17)
	.571 (28-49)	at Seton Hall (11/15/17)
3 PT FIELD GOALS MADE	17	FORT WAYNE (12/18/17)
	17	INDIANA STATE (11/10/17)
3 PT FG ATTEMPTS	34	HOWARD (11/12/17)
	31	at Michigan (12/02/17)
3 PT FG PERCENTAGE	.654 (17-26)	INDIANA STATE (11/10/17)
	.567 (17-30)	FORT WAYNE (12/18/17)
FREE THROWS MADE	22	DUKE (11/29/17)
	19	vs Notre Dame (12/16/17)
	19	at Seton Hall (11/15/17)
FREE THROW ATTEMPTS	29	DUKE (11/29/17)
	29	at Seton Hall (11/15/17)
FREE THROW PERCENTAGE	.875 (14-16)	HOWARD (11/12/17)
	.833 (15-18)	INDIANA STATE (11/10/17)
REBOUNDS	42	IOWA (12/04/17)
	40	YOUNGSTOWN STATE (12/29/17)
	40	TENNESSEE TECH (12/21/17)
ASSISTS	19	FORT WAYNE (12/18/17)
	17	IOWA (12/04/17)
STEALS	13	FORT WAYNE (12/18/17)
	9	YOUNGSTOWN STATE (12/29/17)
	9	INDIANA STATE (11/10/17)
BLOCKED SHOTS	9	at Minnesota (01/06/18)
	6	IOWA (12/04/17)
TURNOVERS	19	INDIANA STATE (11/10/17)
	18	YOUNGSTOWN STATE (12/29/17)
	18	IOWA (12/04/17)
FOULS	26	YOUNGSTOWN STATE (12/29/17)
	24	INDIANA STATE (11/10/17)



#1 • ALJAMI DURHAM

- Had 6 points and 2 assists against Indiana State.
- Had 16 points, 3 rebounds and 3 assists in 30 minute against Howard.
- Made his first career start at Seton Hall... had 10 points.
- Came off the bench and had 9 points, 5 boards and 4 assists against USF.
- Had 7 points, 3 assists and 3 boards against Arkansas State.
- Notched 6 points, 5 assists with 0 turnovers in 30 minutes against Eastern Michigan.
- Started against Duke and had 5 points.
- Made another start against Michigan and had 5 points and 3 rebounds.
- Had 7 points and 2 boards against Iowa.

PERSONAL

YEAR: Freshman
POSITION: Guard
HEIGHT: 6-4
WEIGHT: 175
HOMETOWN: Lilburn, GA
HIGH SCHOOL: Berkmar
MAJOR: Sport Marketing and Management
BIRTHDATE: Sept. 30, 1998

SINGLE-GAME CAREER HIGHS

POINTS - 16
 vs. Howard, 11/12/17

FG MADE - 5
 vs. Howard, 11/12/17

3FG MADE - 3
 vs. Howard, 11/12/17

REBOUNDS - 5
 vs. USF, 11/19/17

ASSISTS - 5
 vs. Eastern Michigan, 11/24/17

BLOCKS - 1
 vs. Arkansas St., 11/22/17


STEALS - 1 (6X)
 last at Louisville, 12/9/17

MINUTES - 31
 vs. USF, 11/19/17

Opponent	Date	gs	min	Total		3-Pointers		Free throws			Rebounds				pf	a	t/o	blk	stl	pts	avg
				fg-fga	pct	3fg-fga	pct	ft-fa	pct	off	def	tot	avg								
INDIANA STATE	11/10/17		19	1-3	.333	0-1	.000	4-5	.800	0	2	2	2.0	1	2	1	0	0	6	6.0	
HOWARD	11/12/17		30	5-9	.556	3-5	.600	3-5	.600	0	3	3	2.5	3	3	1	0	0	16	11.0	
at Seton Hall	11/15/17	*	29	4-6	.667	0-1	.000	2-2	1.000	0	0	0	1.7	3	1	0	0	1	10	10.7	
USF	11/19/17		31	2-5	.400	0-3	.000	5-7	.714	0	5	5	2.5	4	4	0	0	1	9	10.3	
ARKANSAS STATE	11/22/17		28	3-6	.500	1-2	.500	0-0	.000	1	2	3	2.6	0	3	0	1	1	7	9.6	
EASTERN MICHIGAN	11/24/17		30	2-6	.333	1-2	.500	1-3	.333	1	1	2	2.5	1	5	0	0	0	6	9.0	
DUKE	11/29/17	*	21	2-4	.500	1-3	.333	0-2	.000	0	0	0	2.1	2	1	1	0	0	5	8.4	
at Michigan	12/02/17	*	23	2-4	.500	1-1	1.000	0-0	.000	0	3	3	2.3	2	0	1	0	1	5	8.0	
IOWA	12/04/17	*	22	3-7	.429	1-3	.333	0-0	.000	1	1	2	2.2	3	0	1	0	1	7	7.9	
at Louisville	12/9/17	*	24	0-3	.000	0-1	.000	2-2	1.000	0	4	4	2.4	1	3	5	0	1	2	7.3	
vs Notre Dame	12/16/17	*	16	1-3	.333	0-2	.000	3-4	.750	0	2	2	2.4	0	0	0	0	0	5	7.1	
FORT WAYNE	12/18/17	*	13	2-4	.500	0-1	.000	0-0	.000	1	2	3	2.4	2	0	0	0	0	4	6.8	
TENNESSEE TECH	12/21/17	*	19	1-3	.333	0-0	.000	0-0	.000	0	2	2	2.4	3	1	0	0	0	2	6.5	
YOUNGSTOWN STATE	12/29/17	*	17	0-3	.000	0-3	.000	2-2	1.000	0	1	1	2.3	4	1	2	0	0	2	6.1	
at Wisconsin	01/02/18		20	1-1	1.000	0-0	.000	0-0	.000	0	3	3	2.3	0	1	1	0	0	2	5.9	
at Minnesota	01/06/18		22	0-3	.000	0-2	.000	0-2	.000	1	1	2	2.3	3	2	2	0	0	0	5.5	
Totals			9	364	29-70	.414	8-30	.267	22-34	.647	5	32	37	2.3	32	27	15	1	6	88	5.5

CAREER STATS

Season	gp-gs	min/avg	Total		3-Point		F-Throws			Rebounds				Scoring						
			fg-fga	pct	fg-fga	pct	ft-fa	pct	off	def	tot	avg	pf	fo	ast	to	blk	stl	pts	avg
2017-18	16-9	364/22.8	29-70	.414	8-30	.267	22-34	.647	5	32	37	2.3	32	0	27	15	1	6	88	5.5



#2 • JOSH NEWKIRK

- Had 8 points and 2 steals against Indiana State.
- Had 7 points and 4 assists against Howard.
- Had 8 points and 3 assists at Seton Hall... hit both of his 3-point attempts.
- Had 6 points and 3 assists against Arkansas State.
- Had 17 points, 4 assists and 2 steals against Eastern Michigan... made 5 of 6 3-pointers.
- Had 8 points against Duke.
- Had 7 points against Michigan.
- Had 6 points, 7 boards and 2 steals against Iowa.
- Had 13 points and 4 assists against Louisville.
- Had 8 points and 2 assists against Fort Wayne.
- Contributed a season-high 20 points with 4 rebounds and 6 assists against Tennessee Tech.
- Had 10 points, 3 rebounds, 5 assists and 3 steals against Youngstown State.

PERSONAL

YEAR: Redshirt Senior
POSITION: Guard
HEIGHT: 6-1
WEIGHT: 195
HOMETOWN: Raleigh, N.C.
HIGH SCHOOL: Word of God
PREVIOUS SCHOOL: Pittsburgh
MAJOR: Sport Communication
BIRTHDATE: April 17, 1994

SINGLE-GAME CAREER HIGHS

POINTS - 27
 vs. Penn State, 2/1/17

FG MADE - 9
 vs. Penn State, 2/1/17

3FG MADE - 5 (2X)
 vs. EMU, 11/24/17

REBOUNDS - 8
 vs. Purdue, 2/9/17

ASSISTS - 11
 vs. Austin Peay, 12/22/16

BLOCKS - 2
 vs. Penn State, 2/1/17


STEALS - 3 (2X)
 last vs. YSU, 12/29/17

MINUTES - 46
 vs. Penn State, 2/1/17

Opponent	Date	gs	min	Total		3-Pointers		Free throws		Rebounds				pf	a	t/o	blk	stl	pts	avg	
				fg-fga	pct	3fg-fga	pct	ft-fa	pct	off	def	tot	avg								
INDIANA STATE	11/10/17	*	17	2-7	.286	1-4	.250	3-4	.750	0	1	1	1.0	1	1	2	0	2	8	8.0	
HOWARD	11/12/17	*	28	2-9	.222	1-7	.143	4-4	1.000	0	2	2	1.5	2	7	2	0	0	9	8.5	
at Seton Hall	11/15/17	*	20	3-3	1.000	2-2	1.000	0-0	.000	0	1	1	1.3	4	3	4	0	0	8	8.3	
USF	11/19/17	*	10	0-2	.000	0-2	.000	0-0	.000	0	1	1	1.3	0	3	1	0	0	0	6.3	
ARKANSAS STATE	11/22/17	*	21	3-4	.750	0-1	.000	0-0	.000	0	0	0	1.0	2	2	0	0	0	6	6.2	
EASTERN MICHIGAN	11/24/17	*	31	6-10	.600	5-6	.833	0-0	.000	0	3	3	1.3	2	4	1	1	2	17	8.0	
DUKE	11/29/17	*	32	3-7	.429	1-4	.250	1-2	.500	0	2	2	1.4	3	2	3	1	0	8	8.0	
at Michigan	12/02/17	*	28	3-8	.375	1-1	1.000	0-0	.000	0	1	1	1.4	1	1	1	0	0	7	7.9	
IOWA	12/04/17	*	28	2-5	.400	1-1	1.000	1-2	.500	2	5	7	2.0	0	1	1	0	2	6	7.7	
at Louisville	12/9/17	*	32	4-12	.333	2-8	.250	3-4	.750	3	3	6	2.4	3	4	4	0	0	13	8.2	
vs Notre Dame	12/16/17	*	9	0-1	.000	0-0	.000	0-0	.000	0	4	4	2.5	5	2	2	0	0	0	7.5	
FORT WAYNE	12/18/17	*	26	3-8	.375	0-3	.000	2-3	.667	0	2	2	2.5	4	2	1	0	0	8	7.5	
TENNESSEE TECH	12/21/17	*	24	6-9	.667	3-4	.750	5-7	.714	1	3	4	2.6	2	6	2	1	1	20	8.5	
YOUNGSTOWN STATE	12/29/17	*	29	4-9	.444	1-4	.250	1-1	1.000	1	2	3	2.6	1	5	1	0	3	10	8.6	
at Wisconsin	01/02/18	*	25	3-8	.375	0-2	.000	0-0	.000	0	3	3	2.7	0	1	2	0	0	6	8.4	
at Minnesota	01/06/18	*	16	0-4	.000	0-2	.000	0-0	.000	0	1	1	2.6	1	3	1	0	0	0	7.9	
Totals			16	376	44-106	.415	18-51	.353	20-27	.741	7	34	41	2.6	31	47	28	3	10	126	7.9

CAREER STATS

Season	gp-gs	min/avg	Total		3-Point		F-Throws		Rebounds				Scoring							
			fg-fga	pct	fg-fga	pct	ft-fa	pct	off	def	tot	avg	pf	fo	ast	to	blk	stl	pts	avg
2013-14*	36-0	612/17.0	62-134	.463	23-53	.434	17-38	.447	6	37	43	1.2	60	1	61	30	1	14	164	4.6
2016-17	34-32	955/28.1	114-260	.438	35-92	.380	44-63	.698	23	82	105	3.1	99	2	108	76	7	19	307	9.0
2017-18	16-16	376/23.5	44-106	.415	18-51	.353	20-27	.741	7	34	41	2.6	31	1	47	28	3	10	126	7.9
TOTAL	50-48	1331/26.6	158-366	.432	53-143	.371	64-90	.711	30	116	146	2.9	130	3	155	104	10	29	433	8.7
All*	86-48	1943/22.6	220-500	.440	76-196	.388	81-128	.633	36	153	189	2.2	190	4	216	134	11	43	597	6.9



#3 • JUSTIN SMITH

- Made his only field goal attempt against Indiana State.
- Notched his first career double-double with 16 points and 12 boards against Howard.
- Made his first career start at Seton Hall... had 10 points and 4 rebounds.
- Had 4 points and 5 rebounds against USF.
- Had 4 points and 2 boards against Arkansas State.
- Pitched in 6 points and 5 rebounds against Eastern Michigan in 12 minutes.
- Had 4 points, 3 rebounds and 2 blocked shots against Tennessee Tech.
- Had 8 points and 5 rebounds in 11 minutes against Youngstown State.
- Made second career start at Minnesota and finished with 20 points and knocked in go-ahead triple.

PERSONAL

YEAR: Freshman
POSITION: Forward
HEIGHT: 6-7
WEIGHT: 220
HOMETOWN: Buffalo Grove, IL
HIGH SCHOOL: Adali Stevenson
MAJOR: Buisness
BIRTHDATE: March 1, 1999

SINGLE-GAME CAREER HIGHS

POINTS - 20
 at Minnesota, 1/6/18

FG MADE - 8
 vs. Howard, 11/12/17

3FG MADE - 2
 at Minnesota, 1/6/18

REBOUNDS - 12
 vs. Howard, 11/12/17

ASSISTS - 2
 vs. Howard, 11/12/17

BLOCKS - 2 (2X)
 last vs. Tenn., 12/21/17


STEALS - 1 (3X)
 at Wisconsin, 1/2/17

MINUTES - 31
 at Seton Hall, 11/15/17

Opponent	Date	gs	min	Total		3-Pointers		Free throws		Rebounds				pf	a	t/o	blk	stl	pts	avg
				fg-fga	pct	3fg-fga	pct	ft-fa	pct	off	def	tot	avg							
INDIANA STATE	11/10/17	13	1-1	1.000	0-0	.000	0-0	.000	0	1	1	1.0	2	0	2	0	0	2	2.0	
HOWARD	11/12/17	27	8-12	.667	0-0	.000	0-0	.000	3	9	12	6.5	0	2	2	2	0	16	9.0	
at Seton Hall	11/15/17	*	31	5-11	.455	0-1	.000	0-0	.000	3	1	4	5.7	2	1	4	0	10	9.3	
USF	11/19/17	13	1-2	.500	0-0	.000	2-2	1.000	2	3	5	5.5	2	0	0	1	0	4	8.0	
ARKANSAS STATE	11/22/17	12	2-2	1.000	0-0	.000	0-0	.000	1	1	2	4.8	4	1	0	0	0	4	7.2	
EASTERN MICHIGAN	11/24/17	12	2-6	.333	0-0	.000	2-2	1.000	2	3	5	4.8	0	0	0	0	1	6	7.0	
DUKE	11/29/17	2	0-1	.000	0-0	.000	0-0	.000	1	1	2	4.4	1	0	0	0	0	0	6.0	
at Michigan	12/02/17	4	0-1	.000	0-0	.000	0-0	.000	1	0	1	4.0	0	0	1	0	0	0	5.3	
IOWA	12/04/17	7	0-4	.000	0-0	.000	0-0	.000	1	1	2	3.8	0	1	1	1	0	0	4.7	
at Louisville	12/9/17	8	0-1	.000	0-0	.000	2-2	1.000	0	1	1	3.5	1	0	0	0	0	2	4.4	
vs Notre Dame	12/16/17	0	0-0	.000	0-0	.000	0-0	.000	0	0	0	3.2	0	0	0	0	0	0	4.0	
FORT WAYNE	12/18/17	2	0-0	.000	0-0	.000	0-0	.000	0	0	0	2.9	0	0	1	0	0	0	3.7	
TENNESSEE TECH	12/21/17	8	1-2	.500	0-0	.000	2-2	1.000	1	2	3	2.9	1	1	0	2	0	4	3.7	
YOUNGSTOWN STATE	12/29/17	11	3-4	.750	1-1	1.000	1-4	.250	1	4	5	3.1	2	0	1	0	1	8	4.0	
at Wisconsin	01/02/18	3	1-1	1.000	0-0	.000	0-0	.000	0	0	0	2.9	2	0	0	0	1	2	3.9	
at Minnesota	01/06/18	*	26	7-10	.700	2-2	1.000	4-4	1.000	2	1	3	2.9	4	0	2	0	0	20	4.9
Totals		2	179	31-58	.534	3-4	.750	13-16	.813	18	28	46	2.9	21	6	14	6	3	78	4.9

CAREER STATS

Season	gp-gs	min/avg	Total		3-Point		F-Throws		Rebounds				Scoring							
			fg-fga	pct	fg-fga	pct	ft-fa	pct	off	def	tot	avg	pf	fo	ast	to	blk	stl	pts	avg
2017-18	16-2	179/11.2	31-58	.534	3-4	.750	13-16	.813	18	28	46	2.9	21	0	6	14	6	3	78	4.9



#4 • ROBERT JOHNSON

Named MVP of the Hoosier Tip-Off Classic averaging 15.8 points in the 4 game event
 Tied Crossroads Classic record with 5 3FG Made vs. Notre Dame

- Had 7 points and 2 assists against Indiana State.
- Had 14 points, 4 boards and 4 assists against Howard.
- Had 12 points, 5 boards and 3 assists at Seton Hall.
- Had 21 points, 4 rebounds, 3 assists and 3 blocks against USF.
- Had 10 points, 8 rebounds and 2 assists against ASU.
- Finished with a game-high 18 points against Eastern Michigan... made 6 of 8 field goals and 4 of 6 treys.
- Chipped in 17 points against Duke.
- Had 9 points, 7 boards and 3 assists against Iowa.
- Scored 20 points and added 20 points, 6 boards and 4 assists in 43 minutes against Notre Dame.
- Blocked potential game-winning shot by UND's Matt Farrell in final seconds of the game.
- Had a team-high 17 points against Fort Wayne.
- Had 12 points against Tennessee Tech and 13 against Youngstown State.
- Had 14 points and a season-high 5 assists against Wisconsin.
- Notched career-high with 28 points and had 7 boards and 7 assists at Minnesota.

PERSONAL

YEAR: Senior
POSITION: Guard
HEIGHT: 6-3
WEIGHT: 195
HOMETOWN: Richmond, VA
HIGH SCHOOL: Benedictine Prep
MAJOR: Sport Communication
BIRTHDATE: May 27, 1995

SINGLE-GAME CAREER HIGHS

POINTS - 28
 at Minnesota, 1/6/18

FG MADE - 10 (3x)
 last at Minnesota, 1/6/18

3FG MADE - 6
 vs. Austin Peay, 12/22/16

REBOUNDS - 11
 vs. Penn State, 2/11/17

ASSISTS - 9
 vs. Pitt, 12/2/14

BLOCKS - 2 (3x)
 last vs. USF, 11/19/17

STEALS - 5
 at Iowa, 2/21/17

MINUTES - 50
 vs. Penn State, 2/1/17

Opponent	Date	gs	min	Total		3-Pointers		Free throws		Rebounds			pf	a	t/o	blk	stl	pts	avg		
				fg-fga	pct	3fg-fga	pct	ft-fa	pct	off	def	tot								avg	
INDIANA STATE	11/10/17	*	36	2-8	.250	1-5	.200	2-2	1.000	0	2	2	2.0	2	2	4	0	1	7	7.0	
HOWARD	11/12/17	*	31	5-8	.625	2-4	.500	2-6	.333	0	4	4	3.0	3	4	1	0	1	14	10.5	
at Seton Hall	11/15/17	*	34	5-10	.500	0-3	.000	2-3	.667	1	4	5	3.7	3	3	3	0	1	12	11.0	
USF	11/19/17	*	36	9-14	.643	3-3	1.000	0-0	.000	0	4	4	3.8	2	3	3	2	0	21	13.5	
ARKANSAS STATE	11/22/17	*	31	4-12	.333	1-6	.167	1-2	.500	0	8	8	4.6	2	2	1	0	0	10	12.8	
EASTERN MICHIGAN	11/24/17	*	32	6-8	.750	4-6	.667	2-2	1.000	0	2	2	4.2	0	2	1	0	0	18	13.7	
DUKE	11/29/17	*	33	6-14	.429	1-6	.167	4-4	1.000	0	4	4	4.1	5	2	2	0	0	17	14.1	
at Michigan	12/02/17	*	29	2-4	.500	0-0	.000	2-2	1.000	0	4	4	4.1	2	0	3	0	0	6	13.1	
IOWA	12/04/17	*	32	2-9	.222	1-6	.167	4-4	1.000	0	7	7	4.4	1	3	2	0	1	9	12.7	
at Louisville	12/9/17	*	35	0-6	.000	0-4	.000	0-0	.000	0	2	2	4.2	3	0	1	0	1	0	11.4	
vs Notre Dame	12/16/17	*	43	6-13	.462	5-10	.500	3-4	.750	0	6	6	4.4	1	4	6	1	0	20	12.2	
FORT WAYNE	12/18/17	*	31	7-18	.389	2-7	.286	1-1	1.000	0	2	2	4.2	2	1	6	0	1	17	12.6	
TENNESSEE TECH	12/21/17	*	30	5-11	.455	2-5	.400	0-0	.000	0	1	1	3.9	0	1	2	0	1	12	12.5	
YOUNGSTOWN STATE	12/29/17	*	25	5-13	.385	1-6	.167	2-3	.667	0	6	6	4.1	2	4	2	0	0	13	12.6	
at Wisconsin	01/02/18	*	38	5-12	.417	0-4	.000	4-5	.800	1	0	1	3.9	2	5	2	0	2	14	12.7	
at Minnesota	01/06/18	*	38	10-21	.476	3-7	.429	5-6	.833	1	6	7	4.1	2	7	3	1	2	28	13.6	
Totals			16	534	79-181	.436	26-82	.317	34-44	.773	3	62	65	4.1	32	43	42	4	11	218	13.6

CAREER STATS

Season	gp-gs	min/avg	Total		3-Point		F-Throws		Rebounds				Scoring							
			fg-fga	pct	fg-fga	pct	ft-fa	pct	off	def	tot	avg	pf	fo	ast	to	blk	stl	pts	avg
2014-15	34-33	917/27.0	111-259	.429	52-134	.388	28-43	.651	14	85	99	2.9	65	1	79	71	1	29	302	8.9
2015-16	30-22	747/24.9	84-187	.449	51-114	.447	23-36	.639	12	88	100	3.3	53	0	94	51	5	19	242	8.1
2016-17	34-32	999/29.4	162-361	.449	70-189	.370	40-53	.755	12	137	149	4.4	73	2	85	78	3	29	434	12.8
2017-18	16-16	534/33.4	79-181	.436	26-82	.317	34-44	.773	3	62	65	4.1	32	1	43	42	4	11	218	13.6
TOTAL	114-103	3197/28.0	436-988	.441	199-519	.383	125-176	.710	41	372	413	3.6	223	4	301	242	13	88	1196	10.5



#11 • DEVONTE GREEN

- Had 3 points, 3 assists and 3 steals against Indiana State.
- Had 7 points, 3 boards and 3 assists against Howard.
- Came off the bench and had a career-high 16 points at Seton Hall... added 3 boards and 2 assists.
- Chipped in 12 points against ASU.
- Had 5 points and 3 boards against Eastern Michigan.
- Off the bench, he had 8 points and 4 assists against Duke.
- Had 7 points and 3 assists in a reserve role against Michigan.
- Sparkplug off the bench with 12 points, 5 boards and 2 assists.
- Had 5 points in 13 minutes against Louisville.
- Came off the bench and had 12 points, 4 boards and 3 assists in 36 minutes against Notre Dame.
- Had 9 points, 4 assists and 2 steals against Fort Wayne.
- Had 9 points, 7 rebounds, 3 assists and 2 steals against Tennessee Tech.

PERSONAL

YEAR: Sophomore
POSITION: Guard
HEIGHT: 6-3
WEIGHT: 186
HOMETOWN: North Babylon, NY
HIGH SCHOOL: Long Island Lutheran
MAJOR: Sport Marketing and Management
BIRTHDATE: Feb. 2, 1997

SINGLE-GAME CAREER HIGHS

POINTS - 16
 at Seton Hall, 11/15/17

FG MADE - 6
 at Seton Hall, 11/15/17

3FG MADE - 4
 at Seton Hall, 11/15/17

REBOUNDS - 10
 vs. Penn State, 2/1/17

ASSISTS - 4 (4x)
 Fort Wayne, 12/18/17

BLOCKS - 1 (9x)
 last vs. YSU, 12/29/17

STEALS - 4
 vs. UMass Lowell, 11/16/16

MINUTES - 45
 vs. Penn State, 2/1/17

Opponent	Date	gs	min	Total		3-Pointers		Free throws			Rebounds					pts	avg				
				fg-fga	pct	3fg-fga	pct	ft-fga	pct	off	def	tot	avg	pf	a			t/o	blk	stl	
INDIANA STATE	11/10/17	*	25	0-2	.000	0-1	.000	3-4	.750	1	1	2	2.0	2	3	2	0	3	3	3.0	
HOWARD	11/12/17	*	19	3-6	.500	1-3	.333	0-0	.000	0	3	3	2.5	4	3	3	0	0	7	5.0	
at Seton Hall	11/15/17		31	6-14	.429	4-9	.444	0-0	.000	0	3	3	2.7	1	2	2	0	1	16	8.7	
USF	11/19/17	*	25	2-7	.286	1-4	.250	0-0	.000	0	0	0	2.0	1	1	4	0	0	5	7.8	
ARKANSAS STATE	11/22/17	*	27	4-10	.400	3-4	.750	1-2	.500	0	1	1	1.8	1	3	2	0	2	12	8.6	
EASTERN MICHIGAN	11/24/17	*	12	2-5	.400	1-4	.250	0-0	.000	0	3	3	2.0	2	1	2	0	1	5	8.0	
DUKE	11/29/17		28	3-9	.333	0-3	.000	2-3	.667	1	2	3	2.1	2	4	1	0	1	8	8.0	
at Michigan	12/02/17		25	3-7	.429	0-2	.000	1-2	.500	0	2	2	2.1	0	3	2	0	1	7	7.9	
IOWA	12/04/17		25	4-8	.500	2-4	.500	2-2	1.000	1	1	2	2.1	2	4	2	0	1	12	8.3	
at Louisville	12/9/17		13	2-6	.333	1-4	.250	0-0	.000	0	0	0	1.9	0	1	0	0	0	5	8.0	
vs Notre Dame	12/16/17		36	4-9	.444	1-2	.500	3-3	1.000	0	4	4	2.1	2	3	2	0	1	12	8.4	
FORT WAYNE	12/18/17		25	2-9	.222	1-5	.200	4-5	.800	0	2	2	2.1	1	4	2	1	2	9	8.4	
TENNESSEE TECH	12/21/17		22	2-10	.200	1-6	.167	4-4	1.000	1	6	7	2.5	0	3	2	1	2	9	8.5	
YOUNGSTOWN STATE	12/29/17		18	1-7	.143	0-3	.000	1-3	.333	0	1	1	2.4	0	1	2	1	1	3	8.1	
at Wisconsin	01/02/18		10	0-3	.000	0-1	.000	0-0	.000	0	0	0	2.2	0	1	2	0	0	0	7.5	
at Minnesota	01/06/18		13	1-6	.167	0-1	.000	0-0	.000	1	1	2	2.2	0	0	2	0	0	2	7.2	
Totals			5	354	39-118	.331	16-56	.286	21-28	.750	5	30	35	2.2	18	37	32	3	16	115	7.2

CAREER STATS

Season	gp-gs	min/avg	Total		3-Point		F-Throws		Rebounds				Scoring							
			fg-fga	pct	fg-fga	pct	ft-fga	pct	off	def	tot	avg	pf	fo	ast	to	blk	stl	pts	avg
2016-17	32-3	485/15.2	47-106	.443	24-55	.436	24-34	.706	9	48	57	1.8	24	0	34	40	6	22	142	4.4
2017-18	16-5	354/22.1	39-118	.331	16-56	.286	21-28	.750	5	30	35	2.2	18	0	37	32	3	16	115	7.2
TOTAL	48-8	839/17.5	86-224	.384	40-111	.360	45-62	.726	14	78	92	1.9	42	0	71	72	9	38	257	5.4



#13 • JUWAN MORGAN

Named All-Tournament at the Hoosier Tip-Off Classic... averaged 12.5 points an 6.5 rebounds and shot 62.5% from the floor
 Set new Crossroads Classic record with 34 points against Notre Dame
 NCAA.com and NBC Sports.com National Player of the Week (12/18)
 Big Ten Player of the Week (12/18)

Big Ten Rankings

Overall--9th in scoring, 10th in rebounds, 7th in FG%, 6th in blocked shots, 2nd in offensive rebounds
 League Games Only--4th in scoring, 6th in rebounds, 6th in FG%, 6th in blocked shots, 4th in steals

PERSONAL

YEAR: Junior
POSITION: Forward
HEIGHT: 6-8
WEIGHT: 230
HOMETOWN: Waynesville, MO
HIGH SCHOOL: Waynesville
MAJOR: Sport Communication
BIRTHDATE: April 17, 1997

SINGLE-GAME CAREER HIGHS

POINTS - 34
 vs. Notre Dame, 12/16/17

FG MADE - 13
 vs. Notre Dame, 12/16/17

3FG MADE - 3
 at Minnesota, 1/6/18

REBOUNDS - 12 (2X)
 last at Minnesota, 1/6/18

ASSISTS - 4
 vs. Kansas, 11/11/16

BLOCKS - 4 (3X)
 last at Minnesota, 1/6/18

STEALS - 4
 at Wisconsin, 1/2/17

MINUTES - 40
 vs. Notre Dame, 12/16/17

- Had 13 points and 2 steals against Indiana State.
- Injured his ankle in the first 5 minutes against Howard.
- Notched 8 points and a team-high 7 rebounds at Seton Hall.
- Had his second career double-double with 15 points and 10 boards against USF... had career-high 4 blocks and 9 FT made.
- Had 28 points against ASU... had 8 rebounds and was 10 of 10 from the FT line.
- Had 7 points, 4 boards and two blocks against Eastern Michigan.
- Contributed 14 points, 6 rebounds, 2 blocks and 2 steals against Duke.
- Notched a Big Ten career-high with 24 points and added 8 boards at Michigan.
- Had 15 points, 10 boards and 2 steals against Iowa.
- Had 17 points and 9 boards against Louisville.
- Recorded a career-effort with a Crossroads Classic record 34 points and tied his career-high with 11 boards... made 13 of 17 field goals.
- Had 14 straight points at end of regulation and start of OT... scored game-winning dunk with 8.6 seconds left.
- Had his 4th double-double of the season with 14 points and a career-high 12 rebounds against Fort Wayne.
- Had 9 points, 6 boards, 2 assists, 3 blocks and 2 steals against TennesseeTech.
- Had 16 points, 6 rebounds, 2 assists, 2 blocked shots and 3 steals against Youngstown State.
- Scored 17 points and added 4 rebounds and a season-high 4 steals against Wisconsin.
- Had 5th double-double of season with 20 points and 12 boards against Minnesota... had career-high 4 clogged shots.

Opponent	Date	gs	min	Total		3-Pointers		Free throws		Rebounds				pts	avg						
				fg-fga	pct	3fg-fga	pct	ft-fga	pct	off	def	tot	avg								
INDIANA STATE	11/10/17	*	31	5-10	.500	0-2	.000	3-4	.750	2	0	2	2.0	2	2	3	1	2	13	13.0	
HOWARD	11/12/17	*	5	0-0	.000	0-0	.000	0-0	.000	1	1	2	2.0	0	0	0	0	0	0	6.5	
at Seton Hall	11/15/17		28	2-6	.333	0-2	.000	4-7	.571	1	6	7	3.7	3	1	3	0	1	8	7.0	
USF	11/19/17	*	27	3-7	.429	0-1	.000	9-10	.900	7	3	10	5.3	3	0	2	4	1	15	9.0	
ARKANSAS STATE	11/22/17	*	33	9-11	.818	0-0	.000	10-10	1.000	3	5	8	5.8	1	2	0	2	0	28	12.8	
EASTERN MICHIGAN	11/24/17	*	26	3-6	.500	0-1	.000	1-2	.500	2	2	4	5.5	2	2	0	2	1	7	11.8	
DUKE	11/29/17	*	31	5-9	.556	1-2	.500	3-4	.750	3	3	6	5.6	4	0	1	2	2	14	12.1	
at Michigan	12/02/17	*	32	9-14	.643	0-1	.000	6-9	.667	3	5	8	5.9	3	1	1	1	0	24	13.6	
IOWA	12/04/17	*	29	6-9	.667	0-1	.000	3-4	.750	4	6	10	6.3	3	0	1	1	2	15	13.8	
at Louisville	12/09/17	*	23	7-12	.583	1-2	.500	2-5	.400	3	6	9	6.6	3	0	0	0	0	17	14.1	
vs Notre Dame	12/16/17	*	40	13-17	.765	0-0	.000	8-11	.727	2	9	11	7.0	4	1	3	1	0	34	15.9	
FORT WAYNE	12/18/17	*	24	6-14	.429	0-3	.000	2-6	.333	9	3	12	7.4	3	1	2	2	0	14	15.8	
TENNESSEE TECH	12/21/17	*	28	3-8	.375	0-1	.000	3-4	.750	1	5	6	7.3	0	2	2	3	2	9	15.2	
YOUNGSTOWN STATE	12/29/17	*	29	7-9	.778	0-1	.000	2-3	.667	2	4	6	7.2	1	2	1	2	3	16	15.3	
at Wisconsin	01/02/18	*	22	7-9	.778	0-0	.000	3-3	1.000	2	2	4	7.0	4	0	4	1	4	17	15.4	
at Minnesota	01/06/18	*	38	8-16	.500	3-4	.750	1-2	.500	5	7	12	7.3	2	0	2	4	1	20	15.7	
Totals			15	446	93-157	.592	5-21	238	60-84	.714	50	67	117	7.3	38	14	25	26	19	251	15.7

CAREER STATS

Season	gp-gs	min/avg	Total		3-Point		F-Throws		Rebounds				Scoring							
			fg-fga	pct	fg-fga	pct	ft-fga	pct	off	def	tot	avg	pf	fo	ast	to	blk	stl	pts	avg
2015-16	30-0	273/9.1	21-41	.512	5-11	.455	24-30	.800	23	41	64	2.1	41	1	5	15	11	9	71	2.4
2016-17	32-20	722/22.6	86-157	.548	10-40	.250	65-88	.739	65	113	178	5.6	84	5	34	36	29	19	247	7.7
2017-18	16-15	446/27.9	93-157	.592	5-21	.238	60-84	.714	50	67	117	7.3	38	0	14	25	26	19	251	15.7
TOTAL	78-35	1441/18.5	200-355	.563	20-72	.278	149-202	.738	138	221	359	4.6	163	6	53	76	66	47	569	7.3



#15 • ZACH McROBERTS

Established a new Crossroads Classic record with 7 offensive rebounds

- Saw his most extensive action of the season against EMU and had 4 points, 3 rebounds and an assist.
- Played 6 minutes and had 2 rebounds against Duke.
- Played 12 minutes at Michigan off the bench.
- Had 2 points, 2 boards, an assist and a steal in 12 minutes against Iowa.
- Played 15 minutes and had 2 points and 2 boards.
- Played a season-high 29 minutes and had an IU career-high 9 boards... his Crossroads Classic record 7th offensive rebound off a missed Juwan Morgan free throw turned into an assist to Morgan for game-winning basket.
- Posted an IU career-high with 9 points against Fort Wayne.
- Had 8 points, 6 boards and 3 assists against Tennessee Tech... hit both of his 3-point attempts in the second half.
- Off the bench, he had 7 points, 8 rebounds, 2 assists and 2 steals against Youngstown State.
- Made his fourth career start against Wisconsin.
- Had 7 rebounds and career-high 4 steals at Minnesota.

PERSONAL

YEAR: Redshirt Junior
POSITION: Guard
HEIGHT: 6-6
WEIGHT: 205
HOMETOWN: Carmel, IN
HIGH SCHOOL: Carmel
MAJOR: Economics
BIRTHDATE: Aug. 15, 1995

SINGLE-GAME CAREER HIGHS

POINTS - 13
 at Hofstra, 3/18/15

FG MADE - 5 (2x)
 last at Hofstra, 3/18/15

3FG MADE - 2
 vs. Tenn. Tech, 12/21/17

REBOUNDS - 11 (2x)
 last at New Hampshire, 1/22/15

ASSISTS - 4
 vs. Houston Baptist, 12/10/16

BLOCKS - 3
 at Stony Brook, 2/7/15

STEALS - 4
 at Minnesota, 1/6/18

MINUTES - 33
 at Saint Louis, 12/21/14

Opponent	Date	gs	min	Total		3-Pointers		Free throws		Rebounds				pf	a	t/o	blk	stl	pts	avg
				fg-fga	pct	3fg-fga	pct	ft-fa	pct	off	def	tot	avg							
INDIANA STATE	11/10/17	2	0-0	.000	0-0	.000	0-0	.000	0	2	2	2.0	0	1	1	0	0	0	0.0	
HOWARD	11/12/17	dnp	-	-	-	-	-	-	-	-	-	-	-	-	-	-	-	-	-	
at Seton Hall	11/15/17	0	0-0	.000	0-0	.000	0-0	.000	0	0	0	1.0	1	0	0	0	0	0.0		
USF	11/19/17	dnp	-	-	-	-	-	-	-	-	-	-	-	-	-	-	-	-		
ARKANSAS STATE	11/22/17	dnp	-	-	-	-	-	-	-	-	-	-	-	-	-	-	-	-		
EASTERN MICHIGAN	11/24/17	8	2-4	.500	0-0	.000	0-0	.000	2	1	3	1.7	1	1	1	0	0	4	1.3	
DUKE	11/29/17	6	0-0	.000	0-0	.000	0-0	.000	0	2	2	1.8	0	0	0	0	0	0	1.0	
at Michigan	12/02/17	12	0-0	.000	0-0	.000	0-0	.000	0	1	1	1.6	0	0	0	0	1	0.8		
IOWA	12/04/17	12	1-2	.500	0-0	.000	0-0	.000	1	1	2	1.7	2	1	0	0	1	2	1.0	
at Louisville	12/9/17	15	1-2	.500	0-1	.000	0-0	.000	2	0	2	1.7	1	1	2	0	3	2	1.1	
vs Notre Dame	12/16/17	31	0-2	.000	0-1	.000	1-2	.500	7	2	9	2.6	4	3	1	1	0	1	1.1	
FORT WAYNE	12/18/17	24	3-4	.750	1-2	.500	2-2	1.000	2	1	3	2.7	2	1	2	0	1	9	2.0	
TENNESSEE TECH	12/21/17	22	3-7	.429	2-5	.400	0-1	.000	0	6	6	3.0	3	3	0	0	1	8	2.6	
YOUNGSTOWN STATE	12/29/17	27	2-3	.667	2-3	.667	1-1	1.000	5	3	8	3.5	1	2	0	1	2	7	3.0	
at Wisconsin	01/02/18	* 28	0-1	.000	0-0	.000	0-0	.000	0	2	2	3.3	3	0	0	0	0	0	2.8	
at Minnesota	01/06/18	* 31	0-3	.000	0-1	.000	0-0	.000	3	4	7	3.6	2	3	0	0	4	0	2.5	
Totals		2	218	12-28	.429	5-13	.385	4-6	.667	22	25	47	3.6	20	16	7	2	13	33	2.5

CAREER STATS

Season	gp-gs	min/avg	Total		3-Point		F-Throws		Rebounds				Scoring							
			fg-fga	pct	fg-fga	pct	ft-fa	pct	off	def	tot	avg	pf	fo	ast	to	blk	stl	pts	avg
2014-15*	27-3	541/20.0	42-86	.488	6-17	.353	24-40	.600	37	82	119	4.4	54	0	24	18	9	17	114	4.2
2016-17	31-3	350/11.3	9-27	.333	4-12	.333	2-2	1.000	13	32	45	1.5	45	0	29	8	6	12	24	0.8
2017-18	13-2	218/16.8	12-28	.429	5-13	.385	4-6	.667	22	25	47	3.6	20	0	16	7	2	13	33	2.5
TOTAL	44-5	568/12.9	21-55	.382	9-25	.360	6-8	.750	35	57	92	2.1	65	0	45	15	8	25	57	1.3
All*	71-8	1109/15.6	63-141	.447	15-42	.357	30-48	.625	72	139	211	3.0	119	0	69	33	17	42	171	2.4



#20 • DE'RON DAVIS

Out indefinitely with a lower right leg injury

- Had 10 points and 4 rebounds and a blocked shot in 19 minutes against Marian.
- Had 11 points, 7 boards and 5 blocks against UIndy.
- Had a team-high 14 points and made 6 of 7 shots against Indiana State.
- Had a career-high 17 points in a career-best 29 minutes against Howard... also had 3 assists and 3 blocks.
- Had 10 points, 6 boards and 3 blocks against ASU.
- Contributed 11 points, 4 boards and 2 assists against Eastern Michigan.
- Knocked in 16 points and added 5 boards against Duke.
- Had 13 points, 6 rebounds and a career-best 4 blocked shots against Iowa.
- Finished with 14 points, 7 boards and 3 blocked shots at Louisville.
- Had 7 points and 7 boards against Fort Wayne.
- Had 9 points, 5 boards and 2 blocked shots against Tennessee Tech.
- Had 9 points against Youngstown State.

PERSONAL

YEAR: Sophomore
POSITION: Forward
HEIGHT: 6-10
WEIGHT: 249
HOMETOWN: Park Hill, CO
HIGH SCHOOL: Overland
MAJOR: Sport Communication
BIRTHDATE: Nov. 20, 1996

SINGLE-GAME CAREER HIGHS

POINTS - 17

vs. Howard, 11/12/17

FG MADE - 7 (2x)

last vs. Howard, 11/12/17

3FG MADE - N/A

REBOUNDS - 8 (2x)

last vs. Penn State, 2/1/17

ASSISTS - 5

vs. Austin Peay, 12/12/16

BLOCKS - 4

vs. Iowa, 12/4/17

STEALS - 2 (4x)

last vs. Iowa, 12/4/17

MINUTES - 29

vs. Howard, 11/12/17

Opponent	Date	gs	min	Total		3-Pointers		Free throws		Rebounds			pf	a	t/o	blk	stl	pts	avg		
				fg-fga	pct	3fg-fga	pct	ft-fa	pct	off	def	tot								avg	
INDIANA STATE	11/10/17	*	21	6-7	.857	0-0	.000	2-4	.500	2	1	3	3.0	4	1	3	1	1	14	14.0	
HOWARD	11/12/17	*	29	7-9	.778	0-0	.000	3-10	.300	1	5	6	4.5	0	3	0	3	1	17	15.5	
at Seton Hall	11/15/17	*	15	2-3	.667	0-0	.000	0-0	.000	1	0	1	3.3	5	0	0	0	1	4	11.7	
USF	11/19/17	*	25	5-7	.714	0-0	.000	2-4	.500	2	3	5	3.8	4	0	0	0	1	12	11.8	
ARKANSAS STATE	11/22/17	*	23	4-8	.500	0-0	.000	2-3	.667	1	5	6	4.2	3	2	2	3	1	10	11.4	
EASTERN MICHIGAN	11/24/17	*	13	4-4	1.000	0-0	.000	3-3	1.000	1	3	4	4.2	4	2	1	0	1	11	11.3	
DUKE	11/29/17	*	21	6-7	.857	0-0	.000	4-9	.444	2	3	5	4.3	3	1	1	1	0	16	12.0	
at Michigan	12/02/17	*	18	2-7	.286	0-0	.000	0-0	.000	1	0	1	3.9	3	2	0	0	1	4	11.0	
IOWA	12/04/17	*	18	5-11	.455	0-0	.000	3-9	.333	4	2	6	4.1	0	1	2	4	2	13	11.2	
at Louisville	12/9/17	*	23	5-7	.714	0-0	.000	4-6	.667	3	4	7	4.4	3	0	0	3	0	14	11.5	
vs Notre Dame	12/16/17	*	18	1-3	.333	0-0	.000	0-1	.000	0	3	3	4.3	2	2	0	2	0	2	10.6	
FORT WAYNE	12/18/17	*	20	3-6	.500	0-0	.000	1-2	.500	2	5	7	4.5	1	1	2	1	1	7	10.3	
TENNESSEE TECH	12/21/17	*	12	3-3	1.000	0-0	.000	3-5	.600	2	3	5	4.5	1	0	0	2	1	9	10.2	
YOUNGSTOWN STATE	12/29/17	*	16	2-5	.400	0-0	.000	5-8	.625	2	0	2	4.4	2	1	1	1	1	9	10.1	
at Wisconsin	01/02/18	*	10	1-4	.250	0-0	.000	0-0	.000	3	0	3	4.3	2	0	0	1	0	2	9.6	
at Minnesota	01/06/18	dnp	-	-	-	-	-	-	-	-	-	-	-	-	-	-	-	-	-	-	
Totals			15	282	56-91	.615	0-0	.000	32-64	.500	27	37	64	4.3	37	16	12	22	12	144	9.6

CAREER STATS

Season	gp-gs	min/avg	Total		3-Point		F-Throws		Rebounds				Scoring							
			fg-fga	pct	fg-fga	pct	ft-fa	pct	off	def	tot	avg	pf	fo	ast	to	blk	stl	pts	avg
2016-17	34-4	471/13.9	66-136	.485	0-0	.000	68-90	.756	53	53	106	3.1	82	4	31	41	24	14	200	5.9
2017-18	15-15	282/18.8	56-91	.615	0-0	.000	32-64	.500	27	37	64	4.3	37	1	16	12	22	12	144	9.6
TOTAL	49-19	753/15.4	122-227	.537	0-0	.000	100-154	.649	80	90	170	3.5	119	5	47	53	46	26	344	7.0



#21 • FREDDIE McSWAIN JR.

- Had 4 points, 4 boards and 2 blocks in 15 minutes of action against Marian.
- Had 12 points and 9 rebounds against Ulndy.
- Had 5 points and a team-high 8 rebounds against Indiana State.
- Had 4 points, 7 boards and a blocked shot against Howard.
- Had 6 points and a career-high 10 boards against Arkansas State.
- Finished with a career-high 10 points and added 9 boards in a career-high 23 minutes against Eastern Michigan.
- Had a basket, an assist and a steal against Duke.
- Had 2 points, 2 boards and a blocked shot against Louisville.
- Tied his career-high with 10 points and also added 6 boards against Tennessee Tech.
- Made all 3 of his field goal attempts and had 7 points and 4 rebounds against Youngstown State.
- Had 5 points and 8 rebounds in 16 minutes at Minnesota.

PERSONAL

YEAR: Senior
POSITION: Forward
HEIGHT: 6-6
WEIGHT: 220
HOMETOWN: Hinesville, GA
HIGH SCHOOL: Liberty County
PREVIOUS SCHOOL: Neosho CC
MAJOR: Liberal Studies
BIRTHDATE: Dec. 2, 1994

SINGLE-GAME CAREER HIGHS

POINTS - 10 (2x)
 last vs. Tenn. Tech, 12/21/17

FG MADE - 4
 vs. Tenn. Tech, 12/21/17

3FG MADE - N/A

REBOUNDS - 10
 vs. Arkansas State, 11/22/17

ASSISTS - 1 (9x)
 at Minnesota, 1/6/18

BLOCKS - 2
 vs. Arkansas State, 11/22/17

STEALS - 3
 vs. UMass Lowell, 11/16/16

MINUTES - 23
 vs. EMU, 11/24/17

Opponent	Date	gs	min	Total		3-Pointers		Free throws		Rebounds					pts	avg				
				fg-fga	pct	3fg-fga	pct	ft-fa	pct	off	def	tot	avg	pf			a	t/o	blk	stl
INDIANA STATE	11/10/17	15	1-1	1.000	0-0	.000	3-6	.500	3	5	8	8.0	2	0	0	1	0	5	5.0	
HOWARD	11/12/17	12	2-3	.667	0-0	.000	0-4	.000	5	2	7	7.5	1	0	1	1	0	4	4.5	
at Seton Hall	11/15/17	6	0-0	.000	0-0	.000	0-0	.000	1	0	1	5.3	3	0	2	0	1	0	3.0	
USF	11/19/17	9	0-1	.000	0-0	.000	1-2	.500	0	1	1	4.3	1	0	1	1	0	1	2.5	
ARKANSAS STATE	11/22/17	12	2-6	.333	0-0	.000	2-4	.500	6	4	10	5.4	0	0	3	2	1	6	3.2	
EASTERN MICHIGAN	11/24/17	23	3-6	.500	0-0	.000	4-6	.667	4	5	9	6.0	3	1	2	1	0	10	4.3	
DUKE	11/29/17	10	1-2	.500	0-0	.000	0-0	.000	1	0	1	5.3	3	1	0	0	1	2	4.0	
at Michigan	12/02/17	6	0-4	.000	0-0	.000	0-0	.000	0	2	2	4.9	0	0	1	0	0	0	3.5	
IOWA	12/04/17	4	0-1	.000	0-0	.000	0-0	.000	0	2	2	4.6	2	1	0	0	0	0	3.1	
at Louisville	12/9/17	9	1-1	1.000	0-0	.000	0-0	.000	0	2	2	4.3	1	0	1	1	0	2	3.0	
vs Notre Dame	12/16/17	3	0-0	.000	0-0	.000	0-0	.000	0	1	1	4.0	0	0	0	0	0	0	2.7	
FORT WAYNE	12/18/17	11	0-0	.000	0-0	.000	0-0	.000	0	1	1	3.8	0	0	1	0	0	0	2.5	
TENNESSEE TECH	12/21/17	15	4-8	.500	0-0	.000	2-2	1.000	5	1	6	3.9	1	0	0	1	0	10	3.1	
YOUNGSTOWN STATE	12/29/17	10	3-3	1.000	0-0	.000	1-2	.500	0	4	4	3.9	2	0	4	0	1	7	3.4	
at Wisconsin	01/02/18	12	0-1	.000	0-0	.000	0-0	.000	1	0	1	3.7	5	1	0	0	0	0	3.1	
at Minnesota	01/06/18	16	2-7	.286	0-0	.000	1-1	1.000	3	5	8	4.0	0	1	0	0	0	5	3.3	
Totals		0	173	19-44	.432	0-0	.000	14-27	.519	29	35	64	4.0	24	5	16	8	4	52	3.3

CAREER STATS

Season	gp-gs	min/avg	Total		3-Point		F-Throws		Rebounds				Scoring							
			fg-fga	pct	fg-fga	pct	ft-fa	pct	off	def	tot	avg	pf	fo	ast	to	blk	stl	pts	avg
2016-17	31-1	251/8.1	32-58	.552	0-3	.000	20-32	.625	35	42	77	2.5	41	1	4	23	3	10	84	2.7
2017-18	16-0	173/10.8	19-44	.432	0-0	.000	14-27	.519	29	35	64	4.0	24	1	5	16	8	4	52	3.3
TOTAL	47-1	424/9.0	51-102	.500	0-3	.000	34-59	.576	64	77	141	3.0	65	2	9	39	11	14	136	2.9



#22 • CLIFTON MOORE

- Had 5 points, 5 caroms and a blocked shot in 11 second half minutes against Marian.
- Saw his first career action with 6 minutes against Howard... had an offensive board and two blocked shots.
- Played 7 minutes against USF with 1 rebound and a blocked shot.
- Scored his first basket and added 2 rebounds against Tennessee Tech.
- Had a basket and an assist against Youngstown State.

PERSONAL

YEAR: Freshman
POSITION: Forward
HEIGHT: 6-10
WEIGHT: 220
HOMETOWN: Ambler, PA
HIGH SCHOOL: Hatboro-Horsham
MAJOR: Business
BIRTHDATE: Aug. 18, 1999

SINGLE-GAME CAREER HIGHS

POINTS - 2 (2x)
 last vs. YSU, 12/29/17

FG MADE - 1 (2x)
 last vs. YSU, 12/29/17

3FG MADE - N/A

REBOUNDS - 2
 vs. Tenn. Tech, 12/21/17

ASSISTS - 1 (2X)
 last vs. YSU, 12/29/17

BLOCKS - 2
 vs. Howard, 11/12/17

STEALS - N/A

MINUTES - 7
 vs. South Florida, 11/19/17

Opponent	Date	gs	min	Total		3-Pointers		Free throws		Rebounds				pf	a	t/o	blk	stl	pts	avg
				fg-fga	pct	3fg-fga	pct	ft-fa	pct	off	def	tot	avg							
INDIANA STATE	11/10/17	dnp	-	-	-	-	-	-	-	-	-	-	-	-	-	-	-	-	-	-
HOWARD	11/12/17	6	0-2	.000	0-0	.000	0-0	.000	1	0	1	1.0	0	1	1	2	0	-	0	0.0
at Seton Hall	11/15/17	dnp	-	-	-	-	-	-	-	-	-	-	-	-	-	-	-	-	-	-
USF	11/19/17	7	0-0	.000	0-0	.000	0-0	.000	0	1	1	1.0	0	0	0	1	0	0	0	0.0
ARKANSAS STATE	11/22/17	dnp	-	-	-	-	-	-	-	-	-	-	-	-	-	-	-	-	-	-
EASTERN MICHIGAN	11/24/17	dnp	-	-	-	-	-	-	-	-	-	-	-	-	-	-	-	-	-	-
DUKE	11/29/17	dnp	-	-	-	-	-	-	-	-	-	-	-	-	-	-	-	-	-	-
at Michigan	12/02/17	dnp	-	-	-	-	-	-	-	-	-	-	-	-	-	-	-	-	-	-
IOWA	12/04/17	2	0-1	.000	0-0	.000	0-0	.000	0	0	0	0.7	1	0	0	0	0	0	0	0.0
at Louisville	12/9/17	dnp	-	-	-	-	-	-	-	-	-	-	-	-	-	-	-	-	-	-
vs Notre Dame	12/16/17	dnp	-	-	-	-	-	-	-	-	-	-	-	-	-	-	-	-	-	-
FORT WAYNE	12/18/17	dnp	-	-	-	-	-	-	-	-	-	-	-	-	-	-	-	-	-	-
TENNESSEE TECH	12/21/17	4	1-4	.250	0-2	.000	0-0	.000	1	1	2	1.0	0	0	0	0	0	0	2	0.5
YOUNGSTOWN STATE	12/29/17	4	1-1	1.000	0-0	.000	0-0	.000	0	0	0	0.8	1	1	0	0	0	0	2	0.8
at Wisconsin	01/02/18	dnp	-	-	-	-	-	-	-	-	-	-	-	-	-	-	-	-	-	-
at Minnesota	01/06/18	dnp	-	-	-	-	-	-	-	-	-	-	-	-	-	-	-	-	-	-
Totals		0	23	2-8	.250	0-2	.000	0-0	.000	2	2	4	0.8	2	2	1	3	0	4	0.8

CAREER STATS

Season	gp-gs	min/avg	Total		3-Point		F-Throws		Rebounds				Scoring							
			fg-fga	pct	fg-fga	pct	ft-fa	pct	off	def	tot	avg	pf	fo	ast	to	blk	stl	pts	avg
2017-18	5-0	23/4.6	2-8	.250	0-2	.000	0-0	.000	2	2	4	0.8	2	0	2	1	3	0	4	0.8



#30 • COLLIN HARTMAN

Committed to Indiana on November 21, 2010

Had offseason knee surgery following 2013-14 season, missed 2014 Canada Trip

Broke his right wrist in 2016 Big Ten Tournament Game vs. Michigan but still played in all 3 NCAA Tournament Games

Scored 8 against UTC, 2 against UK and 7 against UNC in the Big Dance with one healthy hand

Underwent season-ending knee surgery prior to 2016-17 season

Went through Senior Day '17 and proposed to IU Cheerleader Haley Daniel during ceremony

Decided to take medical redshirt and return for one final season

Missed extended time this preseason with an ankle injury

Played in one exhibition game then suffered a groin injury the day before season opener vs. Indiana State

Missed the Minnesota game with a sore right shoulder

- Sat out Marian game with an ankle injury.
- Scored 9 points against UIndy, making all 3 of his long distance shots... also had 3 boards in 15 minutes.
- Missed first five regular season games with a groin injury.
- Made first regular season appearance and hit his only 3-pointer with 1 board in 6 minutes against Eastern Michigan.
- Had 11 points, 3 rebounds and an assist against Duke.
- Notched a career-high 8 rebounds against Michigan.
- Had 13 points, 5 boards, 2 assists and a steal in season-high 20 minutes off the bench against Iowa.
- Had 5 points and 2 boards against Louisville.
- Had 6 points in a season-high 29 minutes against Notre Dame.
- Had 4 points and a career-high 12 rebounds against Fort Wayne.
- Came off the bench and posted a career-high 18 points and tied a career-high with 4 3FGM against Wisconsin.

PERSONAL

YEAR: Graduate Student
POSITION: Forward
HEIGHT: 6-7
WEIGHT: 220
HOMETOWN: Indianapolis, IN
HIGH SCHOOL: Cathedral
MAJOR: Business Management
BIRTHDATE: June 27, 1994

SINGLE-GAME CAREER HIGHS

POINTS - 18
 at Wisconsin, 1/2/17

FG MADE - 6
 at Wisconsin, 1/2/17

3FG MADE - 4 (2X)
 last at Wisconsin, 1/2/17

REBOUNDS - 12
 Fort Wayne, 12/18/17

ASSISTS - 5
 vs. Chattanooga, 3/17/16

BLOCKS - 3 (3x)
 last vs. Maryland, 1/22/15

STEALS - 3 (4x)
 last vs. Chattanooga, 3/17/16

MINUTES - 34
 at Ohio State, 1/25/15

Opponent	Date	gs	min	Total		3-Pointers		Free throws		Rebounds				pf	a	t/o	blk	stl	pts	avg
				fg-fga	pct	3fg-fga	pct	ft-fa	pct	off	def	tot	avg							
INDIANA STATE	11/10/17	dnp	-	-	-	-	-	-	-	-	-	-	-	-	-	-	-	-	-	-
HOWARD	11/12/17	dnp	-	-	-	-	-	-	-	-	-	-	-	-	-	-	-	-	-	-
at Seton Hall	11/15/17	dnp	-	-	-	-	-	-	-	-	-	-	-	-	-	-	-	-	-	-
USF	11/19/17	dnp	-	-	-	-	-	-	-	-	-	-	-	-	-	-	-	-	-	-
ARKANSAS STATE	11/22/17	dnp	-	-	-	-	-	-	-	-	-	-	-	-	-	-	-	-	-	-
EASTERN MICHIGAN	11/24/17	6	1-1	1.000	1-1	1.000	0-0	.000	0	1	1	1.0	3	1	0	0	0	3	3.0	
DUKE	11/29/17	16	4-6	.667	1-3	.333	2-2	1.000	3	0	3	2.0	3	1	0	0	0	11	7.0	
at Michigan	12/02/17	20	1-4	.250	0-2	.000	0-1	.000	1	7	8	4.0	3	0	0	1	0	2	5.3	
IOWA	12/04/17	20	4-9	.444	3-6	.500	2-2	1.000	0	5	5	4.3	2	2	0	0	1	13	7.3	
at Louisville	12/09/17	18	2-5	.400	1-3	.333	0-0	.000	1	1	2	3.8	1	0	2	0	0	5	6.8	
vs Notre Dame	12/16/17	29	2-7	.286	2-6	.333	0-0	.000	0	0	0	3.2	5	1	0	0	0	6	6.7	
FORT WAYNE	12/18/17	24	2-5	.400	0-3	.000	0-0	.000	5	7	12	4.4	3	0	1	0	0	4	6.3	
TENNESSEE TECH	12/21/17	14	1-2	.500	0-1	.000	0-0	.000	0	0	0	3.9	3	0	2	0	2	2	5.8	
YOUNGSTOWN STATE	12/29/17	9	1-2	.500	0-1	.000	0-0	.000	1	1	2	3.7	3	1	1	0	0	2	5.3	
at Wisconsin	01/02/18	32	6-10	.600	4-8	.500	2-2	1.000	0	4	4	3.7	4	0	1	1	0	18	6.6	
at Minnesota	01/06/18	dnp	-	-	-	-	-	-	-	-	-	-	-	-	-	-	-	-	-	
Totals		0	188	24-51	.471	12-34	.353	6-7	.857	11	26	37	3.7	30	6	7	2	3	66	6.6

CAREER STATS

Season	gp-gs	min/avg	Total		3-Point		F-Throws		Rebounds				Scoring							
			fg-fga	pct	fg-fga	pct	ft-fa	pct	off	def	tot	avg	pf	fo	ast	to	blk	stl	pts	avg
2013-14	16-0	72/4.5	5-11	.455	0-3	.000	1-2	.500	7	8	15	0.9	5	0	1	0	1	5	11	0.7
2014-15	32-12	631/19.7	51-102	.500	29-61	.475	23-35	.657	46	52	98	3.1	70	1	26	22	19	16	154	4.8
2015-16	35-24	765/21.9	65-144	.451	29-81	.358	16-19	.842	35	74	109	3.1	99	3	60	37	10	28	175	5.0
2017-18	10-0	188/18.8	24-51	.471	12-34	.353	6-7	.857	11	26	37	3.7	30	1	6	7	2	3	66	6.6
TOTAL	93-36	1656/17.8	145-308	.471	70-179	.391	46-63	.730	99	160	259	2.8	204	5	93	66	32	52	406	4.4



#35 • TIM PRILLER

- Had 2 points, a rebound and an assist in 3 minutes of action against Marian.

PERSONAL

YEAR: Senior
POSITION: Forward
HEIGHT: 6-9
WEIGHT: 225
HOMETOWN: North Richland Hills, TX
HIGH SCHOOL: Richland
MAJOR: Non-Profit Management
BIRTHDATE: Nov. 4, 1995

SINGLE-GAME CAREER HIGHS

POINTS - 6
 at Purdue, 2/28/17

FG MADE - 2 (2x)
 last at Purdue, 2/28/17

3FG MADE - N/A

REBOUNDS - 4
 vs. SIUE, 12/2/16

ASSISTS - 1 (3x)
 last vs. Delaware State, 12/19/16

BLOCKS - 1 (4x)
 last vs. SIUE, 12/2/16

STEALS - 2
 vs. McNeese State, 12/12/15

MINUTES - 9
 vs. Miss. Valley State, 11/14/14

Opponent	Date	gs	min	Total		3-Pointers		Free throws		Rebounds				pf	a	t/o	blk	stl	pts	avg
				fg-fga	pct	3fg-fga	pct	ft-fa	pct	off	def	tot	avg							
INDIANA STATE	11/10/17	dnp	-	-	-	-	-	-	-	-	-	-	-	-	-	-	-	-	-	-
HOWARD	11/12/17	dnp	-	-	-	-	-	-	-	-	-	-	-	-	-	-	-	-	-	-
at Seton Hall	11/15/17	dnp	-	-	-	-	-	-	-	-	-	-	-	-	-	-	-	-	-	-
USF	11/19/17	dnp	-	-	-	-	-	-	-	-	-	-	-	-	-	-	-	-	-	-
ARKANSAS STATE	11/22/17	dnp	-	-	-	-	-	-	-	-	-	-	-	-	-	-	-	-	-	-
EASTERN MICHIGAN	11/24/17	dnp	-	-	-	-	-	-	-	-	-	-	-	-	-	-	-	-	-	-
DUKE	11/29/17	dnp	-	-	-	-	-	-	-	-	-	-	-	-	-	-	-	-	-	-
at Michigan	12/02/17	dnp	-	-	-	-	-	-	-	-	-	-	-	-	-	-	-	-	-	-
IOWA	12/04/17	0	0-0	.000	0-0	.000	0-0	.000	0-0	.000	0	0	0	0.0	0	0	0	0	0	0.0
at Louisville	12/9/17	dnp	-	-	-	-	-	-	-	-	-	-	-	-	-	-	-	-	-	-
vs Notre Dame	12/16/17	dnp	-	-	-	-	-	-	-	-	-	-	-	-	-	-	-	-	-	-
FORT WAYNE	12/18/17	dnp	-	-	-	-	-	-	-	-	-	-	-	-	-	-	-	-	-	-
TENNESSEE TECH	12/21/17	1	0-0	.000	0-0	.000	0-0	.000	0-0	.000	0	0	0	0.0	0	0	0	0	0	0.0
YOUNGSTOWN STATE	12/29/17	dnp	-	-	-	-	-	-	-	-	-	-	-	-	-	-	-	-	-	-
at Minnesota	01/06/18	dnp	-	-	-	-	-	-	-	-	-	-	-	-	-	-	-	-	-	-
Totals		0	1	0-0	.000	0-0	.000	0-0	.000	0	0	0	0.0	0	0	0	0	0	0	0.0

CAREER STATS

Season	gp-gs	min/avg	Total		3-Point		F-Throws		Rebounds				Scoring							
			fg-fga	pct	fg-fga	pct	ft-fa	pct	off	def	tot	avg	pf	fo	ast	to	blk	stl	pts	avg
2014-15	8-0	23/2.9	1-6	.167	0-3	.000	0-0	.000	1	2	3	0.4	5	0	0	2	2	1	2	0.3
2015-16	14-0	17/1.2	1-3	.333	0-2	.000	2-2	1.000	3	2	5	0.4	2	0	0	1	0	2	4	0.3
2016-17	9-0	27/3.0	7-9	.778	0-0	.000	5-6	.833	4	7	11	1.2	7	0	3	1	2	0	19	2.1
2017-18	2-0	1/0.5	0-0	.000	0-0	.000	0-0	.000	0	0	0	0.0	0	0	0	0	0	0	0	0.0
TOTAL	33-0	68/2.1	9-18	.500	0-5	.000	7-8	.875	8	11	19	0.6	14	0	3	4	4	3	25	0.8



#5 • QUENTIN TAYLOR

- Had an assist against Marian in 2 minutes of action.
- Had an assist in his first regular season action against Youngstown State.

PERSONAL YEAR: Junior POSITION: Guard HEIGHT: 6-2 WEIGHT: 187 HOMETOWN: Indianapolis, IN HIGH SCHOOL: Brebeuf MAJOR: Safety Science BIRTHDATE: Nov. 5, 1995	SINGLE-GAME CAREER HIGHS	REBOUNDS - 1 (4x) - last vs. MVSU, 11/27/16
	POINTS - 2 (2x) - last vs. Delaware State, 12/19/16	ASSISTS - 1 vs. YSU, 12/29/17
	FG MADE - 1 (2x) - last vs. Delaware State, 12/19/16	BLOCKS - N/A
	3FG MADE - N/A	STEALS - 1 vs. SIUE, 12/2/16
		MINUTES - 2 (8x) - last vs. YSU, 12/29/17

CAREER STATS

Season	gp-gs	min/avg	Total		3-Point		F-Throws		Rebounds				Other			Scoring				
			fg-fga	pct	fg-fga	pct	ft-fa	pct	off	def	tot	avg	pf	fo	ast	to	blk	stl	pts	avg
2015-16	8-0	9/1.1	1-2	.500	0-0	.000	1-2	.500	0	2	2	0.3	0	0	0	0	0	0	3	0.4
2016-17	6-0	10/1.7	1-1	1.000	0-0	.000	0-0	.000	1	1	2	0.3	2	0	0	4	0	1	2	0.3
2017-18	1-0	2/2.0	0-0	.000	0-0	.000	0-0	.000	0	0	0	0.0	0	0	1	0	0	0	0	0.0
TOTAL	15-0	21/1.4	2-3	.667	0-0	.000	1-2	.500	1	3	4	0.3	2	0	1	4	0	1	5	0.3



#10 • JOHNNY JAGER

- Played 4 minutes against Marian, his first on-court action in a Hoosier uniform.
- Saw his first career regular season action against Iowa on Dec. 4, where he played one minute.
- Had an assist against Youngstown State.

PERSONAL YEAR: Redshirt Sophomore POSITION: Guard HEIGHT: 6-0 WEIGHT: 185 HOMETOWN: Bloomington, IN HIGH SCHOOL: Bloomington South High School PREVIOUS SCHOOL: Wabash College MAJOR: Sport Marketing and Management BIRTHDATE: Sept. 27, 1996	SINGLE-GAME CAREER HIGHS (from Wabash College)	ASSISTS - 13 at Denison, 2/13/16
	POINTS - 32 at DePauw, 2/17/16	BLOCKS - 1 (2x) - last at Kenyon, 2/19/16
	FG MADE - 12 at DePauw, 2/17/16	STEALS - 4 at Hiram, 1/3/16
	3FG MADE - 4 (3x) - last at DePauw, 2/17/16	MINUTES - 49 at DePauw, 2/17/16
	REBOUNDS - 5 vs. Wittenberg, 12/2/15	

CAREER STATS

Season	gp-gs	min/avg	Total		3-Point		F-Throws		Rebounds				Other			Scoring				
			fg-fga	pct	fg-fga	pct	ft-fa	pct	off	def	tot	avg	pf	fo	ast	to	blk	stl	pts	avg
2017-18	3-0	4/1.3	0-0	.000	0-0	.000	0-0	.000	0	0	0	0.0	0	0	1	0	0	0	0	0.0



#12 • ETHAN LASKO

- Made 1 of 2 free throws in two minutes of action against Marian.
- Had his first regular season action agaubst Youngstown State.

PERSONAL YEAR: Freshman POSITION: Guard HEIGHT: 6-2 WEIGHT: 171 HOMETOWN: Hollywood, FL HIGH SCHOOL: Katz Yeshiva MAJOR: Sport Marketing and Management BIRTHDATE: June 4, 1999	SINGLE-GAME CAREER HIGHS POINTS - N/A FG MADE - N/A 3FG MADE - N/A REBOUNDS - N/A ASSISTS - N/A	BLOCKS - N/A STEALS - N/A MINUTES - 1 vs. Youngstown St., 12/29/17
--	---	---

Season	gp-gs	min/avg	Total		3-Point		F-Throws		Rebounds				Scoring								
			fg-fga	pct	fg-fga	pct	ft-fta	pct	off	def	tot	avg	pf	fo	ast	to	blk	stl	pts	avg	
2017-18	1-0	1/1.0	0-0	.000	0-0	.000	0-0	.000	0	0	0	0.0	0	0	0	0	0	0	0	0	0.0



#25 • RACE THOMPSON

- Slated to redshirt.
- Son of former NFL running back Darrell Thompson


PERSONAL YEAR: Freshman POSITION: Forward HEIGHT: 6-8 WEIGHT: 220 HOMETOWN: Plymouth, MN HIGH SCHOOL: Armstrong MAJOR: Undecided BIRTHDATE: June. 4, 1999
--



#1
Aljami Durham
Fr. / G / 6-4 / 175
Lilburn, Ga.



#2
Josh Newkirk
R-Sr. / G / 6-1 / 195
Raleigh, N.C.



#3
Justin Smith
Fr. / F / 6-7 / 220
Buffalo Grove, Ill.



#4
Robert Johnson
Sr. / G / 6-3 / 195
Richmond, Va.



#5
Quentin Taylor
Jr. / G / 6-2 / 187
Indianapolis, Ind.



#10
Johnny Jager
R-So. / G / 6-0 / 185
Bloomington, Ind.



#11
Devonte Green
So. / F / 6-3 / 186
North Babylon, N.Y.



#12
Ethan Lasko
Fr. / G / 6-2 / 171
Hollywood, Fla.



#13
Juwan Morgan
Jr. / F / 6-8 / 230
Waynesville, Mo.



#15
Zach McRoberts
R-Jr. / G / 6-6 / 205
Carmel, Ind.



#20
De'Ron Davis
So. / F / 6-10 / 249
Park Hill, Colo.



#21
Freddie McSwain Jr.
Sr. / F / 6-6 / 220
Hinesville, Ga.



#22
Clifton Moore
Fr. / F / 6-10 / 220
Ambler, Pa.



#24
Vijay Blackmon
So. / G / 6-2 / 175
Marion, Ind.



#25
Race Thompson
Fr. / F / 6-8 / 220
Plymouth, Minn.



#30
Collin Hartman
R-Sr. / F / 6-7 / 220
Indianapolis, Ind.



#35
Tim Priller
Sr. / F / 6-9 / 225
N. Richland Hills, Texas



Archie Miller
Head Coach
First Season



Tom Ostrom
Assoc. Head Coach
First Season



Bruiser Flint
Assistant Coach
First Season



Ed Schilling
Assistant Coach
First Season



Clif Marshall
Dir. of Athletic
Performance
First Season



Bill Comar
Assistant A.D.
Basketball Admin.
First Season