

# PLAYER BIOS


**MARCUS ALLEN**

 6-2 » 198 » Fr./Fr. » S  
 Upper Marlboro, Md.

**2**


**Selected an Athlon Sports third-team Freshman All-American. Named to the BTN.com, ESPN.com and 247Sports Big Ten All-Freshman Teams.**

Has appeared in all 12 games this season, starting the last six contests. Made his first career start in the double overtime game with Ohio State and has made 39 tackles (25 solo) since moving into starting line-up. Is one of three true freshmen on defense to start this year. Has made 33 solo tackles and his 52 total stops are third on the team, also recording one sack for minus-11 yards. Also has three pass break-ups. Is one of 16 Nittany Lions to make their first career start this season. Is one of nine true freshmen to make their debut in 2014, seeing time in his first collegiate game in the season opening win over UCF.

Made two tackles against UMass and had one tackle on defense against Northwestern. Registered one special teams tackle at Michigan. Made a career-high 11 tackles and broke up a pair of passes against No. 13 Ohio State. Posted his second-straight double-digit tackle performance and tied his career best with a team-high 11 stops, including six solo tackles, against Maryland. Also recorded his first career sack (minus-11) and broke up a pass against the Terps. Registered five solo tackles and six overall, including a tackle for a two-yard loss, in the win at Indiana. Helped limit the nation's leading rusher, Tevin Coleman, to 71 yards on 20 carries (162.5 avg.). Helped a defensive unit that shut out the Indiana offense, as the Hoosiers scored their fewest points at home since 2006, via a defensive touchdown. Made a pair of solo stops in the 31-13 win over Temple to help a defense that held the Owls to 61 rushing yards and just eight first downs, the fewest allowed by Penn State since Indiana State had eight in 2011. Recorded nine tackles (eight solo), the team's second-highest total at Illinois. Helped hold the Illini to 2 of 16 on third down conversions and 16 points, the ninth opponent held under 17 points in regulation this year. Registered nine tackles, including four solo stops, for a defense that held the potent Michigan State offense to 298 total yards, marking the first time all season that the Spartans were held to less than 300 yards of total offense.

**» ALLEN'S CAREER STATISTICS**

	TK	UA-A	FR	FC	I	PBU	SACK	TFL
2014	52	33-19	0	0	0	3	1-11	2-13
<b>Career</b>	<b>52</b>	<b>33-19</b>	<b>0</b>	<b>0</b>	<b>0</b>	<b>3</b>	<b>1-11</b>	<b>2-13</b>

**» ALLEN'S 2014 GAME-BY-GAME**
*Tackles (Total-Solo-Assists)*

UCF 0-0-0; Akron 0-0-0; Rutgers 0-0-0; UMass 2-2-0; Northwestern 1-1-0; Michigan 1-1-0; Ohio State 11-4-7; Maryland 11-6-5; Indiana 6-5-1; Temple 2-2-0; Illinois 9-8-1; Michigan State 9-4-5.


**ADRIAN AMOS**

 6-0 » 211 » Sr./Sr. » S  
 Baltimore, Md.

**4**


**Named All-Big Ten honorable mention.**

Has made a team-high 37 consecutive starts, starting every game the past three seasons. Has accepted an invitation to play in the 2015 Senior Bowl. Has recorded 35 tackles (24 solo), is tied for the team lead with three interceptions, has 2.5 TFL, is second on the team with seven pass break-ups and has nine passes defended. Is tied for ninth in the Big Ten in interceptions (3). Is tied for seventh in the Big Ten in passes defended (0.83). On schedule to graduate in December, doing so in 3.5 years.


Stopped UCF running back Dontravious Wilson for no gain on UCF's first play of the game and broke up a pass in the third quarter. Made three stops in the 21-3 win over Akron. Grabbed his first interception of the season and fifth of his career in the first quarter in the 13-10 win at Rutgers. Has at least one interception each of his four seasons. Made two stops, including one for a loss, against the Scarlet Knights. Helped hold Rutgers to no points, three first downs and 95 yards in the second half and record five interceptions in the game. Registered a pair of tackles in the 48-7 win over UMass, helping hold the Minutemen to three rushing yards, the lowest total allowed by Penn State since Notre Dame had zero rushing yards in 2007. Grabbed his sixth career interception, and second of the season, and made three tackles versus Northwestern. Had two stops at Michigan to help pace a defensive unit that held the Wolverines to an opponent season-low 192 passing yards, tying the Nittany Lions' effort in the win over Rutgers. Collected seven stops, including three solo tackles, in the double overtime game against No. 13 Ohio State, helping hold the Buckeyes to 256 yards and 17 points in regulation. Had one tackle and one pass break-up for a defense that held Maryland to 194 yards of total offense, the fewest total yards allowed against a Big Ten opponent since Minnesota (138) in 2009. Had four solo tackles and three pass break-ups for a defense that limited Indiana to just 68 passing yards in the win at Bloomington. Helped limit the nation's leading rusher, Tevin Coleman, to 71 yards on 20 carries (162.5 avg.). Helped a defensive unit that shut out the Indiana offense, as the Hoosiers scored their fewest points at home since 2006, via a defensive touchdown. Grabbed his team-high third interception of the season and returned it 33 yards to the Temple 8 to set up a Bill Belton touchdown run in the third quarter in the 30-13 win over the Owls. Also had three tackles, including one for a two-yard loss, as Penn State held the Owls to eight first downs, the fewest for an opponent since Indiana State had eight in 2011. Made four tackles, including a half-tackle for a loss, and recorded a pass break-up at Illinois. Helped hold the Illini to 2 of 16 on third down conversions and 16 points, the ninth opponent held under 17 points in regulation this year. Registered three tackles and a pass break-up as part of a defensive unit that held Michigan State's Connor Cook to less than 200 yards passing for the first time in Big Ten play this season and the Spartans to 298 yards of total offense.

**» AMOS' CAREER STATISTICS**

	TK	UA-A	FR	FC	I	PBU	SACK	TFL
2011	13	9-4	0	0	1	4	0-0	0-0
2012	44	31-13	0	0	2	3	0.5-3	2.5-12
2013	50	32-18	0	0	1	5	2.5-21	4-22
2014	35	24-11	0	0	3	7	0-0	2.5-3
<b>Career</b>	<b>142</b>	<b>96-46</b>	<b>0</b>	<b>0</b>	<b>7</b>	<b>19</b>	<b>3-24</b>	<b>9-37</b>

**» AMOS' 2014 GAME-BY-GAME**
*Tackles (Total-Solo-Assists)*

UCF 1-1-0; Akron 3-2-1; Rutgers 2-2-0; UMass 2-1-1; Northwestern 3-2-1; Michigan 2-2-0; Ohio State 7-3-4; Maryland 1-0-1; Indiana 4-4-0; Temple 3-3-0; Illinois 4-2-2; Michigan State 3-2-1.


**TROY APKE**

 6-1 » 187 » Fr./Fr. » S  
 Mt. Lebanon, Pa.

**28**


Made his collegiate debut against Maryland on special teams. Has seen time in five games on special teams and defense. Is one of nine true freshmen to make their debut in 2014. Made his first career tackle on the kickoff coverage team in the third quarter in the win at Indiana. He made one special teams tackle in the 30-13 win over Temple and saw some action on defense. Made a great block on a fake punt to help spring Brad Bars for a 32-yard run and a first down at Illinois.

**» APKE'S CAREER STATISTICS**

	TK	UA-A	FR	FC	I	PBU	SACK	TFL
2014	2	2-0	0	0	0	0	0-0	0-0
<b>Career</b>	<b>2</b>	<b>2-0</b>	<b>0</b>	<b>0</b>	<b>0</b>	<b>0</b>	<b>0-0</b>	<b>0-0</b>

**» APKE'S 2014 GAME-BY-GAME**
*Tackles (Total-Solo-Assists)*

UCF - DNP; Akron - DNP; Rutgers - DNP; UMass - DNP; Northwestern - DNP; Michigan - DNP; Ohio State - DNP; Maryland 0-0-0; Indiana 1-0-1; Temple 1-0-1; Illinois 0-0-0; Michigan State 0-0-0.


**DEION BARNES**

 6-4 » 249 » Sr./Jr. » DE  
 Philadelphia, Pa.

**18**


**Named All-Big Ten honorable mention.**

Has started every game this season and has 30 career starts, tied for second-highest on the squad. Is second on the team and tied for 12th in the Big Ten with six sacks for team-high 50 yards. Is second on the team and tied for 11th in the Big Ten with 11.5 tackles for loss for 61 yards. Is seventh on the team with 41 tackles and leads the team with three quarterback hurries. On schedule to graduate in December, doing so in 3.5 years.

Recorded four tackles, including one for a two-yard loss, in the season-opening win over UCF. Helped hold UCF to 24 rushing yards on 29 attempts. Collected four stops against Akron, including one tackle for a three-yard loss to help pin the Zips deep in their own end. Helped hold the Zips to 69 rushing yards, giving Penn State consecutive games allowing less than 70 rushing yards for the first time since 2009. Made two stops and was active in the Rutgers backfield with a nine-yard sack and two quarterback hurries, including one in the final series of the game. Helped hold Rutgers to no points, three first downs and 95 yards in the second half and record five interceptions in the 13-10 road victory. Helped a defense that held UMass to three yards rushing, the lowest total allowed by Penn State since Notre Dame had zero rushing yards in 2007, in the 48-7 win. Made six tackles, including his second sack of the season for a loss of 13 yards, against Northwestern. Recorded a career-high seven tackles at Michigan, with four of his stops coming for a one-yard gain or less, including his third sack of the season. Tied his career-high for the second-straight game with seven tackles, including 1.5 stops behind the line of scrimmage, in the double overtime game against No. 13 Ohio State. Registered a nine-yard sack to force OSU into a 49-yard field goal attempt. Helped hold the Buckeyes to 17 points and 256 yards in regulation. Was disruptive in the Maryland backfield with two sacks for minus-13 yards and a forced



fumble. Finished with four total tackles for a defense that held the Terps to 194 yards of total offense, the fewest total yards allowed against a Big Ten opponent since Minnesota (138) in 2009. Also recorded two sacks against Virginia in 2012. Recorded three tackles for a defensive front that limited the nation's leading rusher, Tevin Coleman, to just 71 yards (162.5 avg.) in the win at Indiana. Helped a defensive unit that shut out the Indiana offense, as the Hoosiers scored their fewest points at home since 2006, via a defensive touchdown. Registered a tackle for loss for a defensive front that limited Temple to just 61 rushing yards in the 30-13 win, marking the sixth time this season at Penn State has held an opponent to less than 70 yards on the ground. Helped hold Temple to eight first downs; the fewest against the Nittany Lions since Indiana State had eight in 2011. Made a tackle for a two-yard loss and had a pass break-up in the fourth quarter at Illinois to help a defensive effort that limited the Illini to just 68 rushing yards, that held Illinois to just 68 rushing yards, the seventh opponent to gain less than 70 yards on the ground. Helped hold the Illini to 2 of 16 on third down conversions and 16 points, the ninth opponent held under 17 points in regulation this year. Logged two tackles, including one for a two-yard loss, for a defensive front that held the potent Michigan State offense to 298 total yards, marking the first time this season that the Spartans were held to less than 300 yards of total offense.

» BARNES' CAREER STATISTICS

	TK	UA-A	FR	FC	I	PBU	SACK	TFL
2012	26	14-12	0	3	0	1	6-30	10-39
2013	28	12-16	0	1	0	2	2-15	4-19
2014	41	18-23	0	1	0	1	6-50	11.5-61
<b>Career</b>	<b>95</b>	<b>44-51</b>	<b>0</b>	<b>5</b>	<b>0</b>	<b>4</b>	<b>14-95</b>	<b>25.5-119</b>

» BARNES' 2014 GAME-BY-GAME

*Tackles (Total-Solo-Assists)*  
 UCF 4-1-3; Akron 4-2-2; Rutgers 2-2-0; UMass 0-0-0; Northwestern 6-3-3; Michigan 7-3-4; Ohio State 7-1-6; Maryland 4-2-2; Indiana 3-1-2; Temple 1-1-0; Illinois 1-1-0; Michigan State 2-1-1.



**TAROW BARNEY**

6-1 » 303 » Jr./Jr. » DT  
 Gainesville, Fla.

Has appeared in 11 games this season, making his Penn State debut vs. Akron. Has made seven tackles, including two and a half sacks for minus-15 yards.

Posted his first career tackle vs. the Zips. Also played in the win at Rutgers. Notched his first career sack for a loss of 13 yards and first career forced fumble in the second quarter versus UMass. Helped a defense that held the Minutemen to three yards rushing, the lowest total allowed by Penn State since Notre Dame had zero rushing yards in 2007. Made one stop against Northwestern and registered his second sack of the season for a one-yard loss at Michigan. Recorded one tackle against Maryland. Had two stops, including a half-sack, as Penn State held Temple to eight first downs on the day, the fewest for a Penn State opponent since Indiana State had eight in 2011, in the 30-13 win over the Owls.

» BARNEY'S CAREER STATISTICS

	TK	UA-A	FR	FC	I	PBU	SACK	TFL
2014	7	2-5	0	1	0	0	2-14	2.5-15
<b>Career</b>	<b>7</b>	<b>2-5</b>	<b>0</b>	<b>1</b>	<b>0</b>	<b>0</b>	<b>2-14</b>	<b>2.5-15</b>

» BARNEY'S 2014 GAME-BY-GAME

*Tackles (Total-Solo-Assists)*  
 UCF-DNP; Akron 1-0-1; Rutgers 0-0-0; UMass 1-1-0; Northwestern 1-0-1; Michigan 1-1-0; Ohio State-0-0-0; Maryland 1-0-1; Indiana 0-0-0; Temple 2-0-2; Illinois 0-0-0; Michigan State 0-0-0.



**BRAD BARS**  
 6-3 » 267 » Gr./Sr. » DE  
 Nashville, Tenn.

Has appeared in all 12 games this year after missing the 2013 season due to injury. Has made 10 tackles (six solo) and has two tackle for loss (minus-seven yards). Also has 32 rushing yards on a fake punt at Illinois. Selected Capital One/CoSIDA Academic All-District® for the second time, joining his 2012 selection, and was on the Academic All-America® ballot. Is among the 17 Nittany Lions who have graduated.

Opened the season with a pair of tackles (one solo) vs. UCF. Helped hold UCF to 24 rushing yards on 29 attempts. Logged a solo tackle in the come-from-behind victory at Rutgers. Helped a defense that held UMass to just three yards rushing, the lowest total allowed by Penn State since Notre Dame had zero rushing yards in 2007, in the 48-7 win. Made one tackle versus Northwestern and had one stop at Michigan. Recorded one stop against No. 13 Ohio State. Made one solo tackle versus Maryland. Dropped Indiana quarterback Zander Diamond for a five-yard loss for the first TFL of his career and to force third-and-long in the third quarter in the win at Indiana. Took the snap on a fake punt and ran for 32 yards to the Illinois 22-yard-line in the first quarter against the Illini. Also made one tackle for a two-yard loss against the Illini. Made one tackle in the third quarter against No. 10 Michigan State.

» BARS' CAREER STATISTICS

	TK	UA-A	FR	FC	I	PBU	SACK	TFL
2011	0	0-0	0	0	0	0	0-0	0-0
2012	2	0-2	0	0	0	0	0-0	0-0
2013	Injured							
2014	10	6-4	0	0	0	0	0-0	2-7
<b>Career</b>	<b>12</b>	<b>6-6</b>	<b>0</b>	<b>0</b>	<b>0</b>	<b>0</b>	<b>0-0</b>	<b>2-7</b>

» BARS' 2014 GAME-BY-GAME

*Tackles (Total-Solo-Assists)*  
 UCF 2-1-1; Akron 0-0-0; Rutgers 1-1-0; UMass 0-0-0; Northwestern 1-0-1; Michigan 1-1-0; Ohio State 1-0-1; Maryland 1-1-0; Indiana 1-1-0; Temple 0-0-0; Illinois 1-1-0; Michigan State 1-0-1.



**BRANDON BELL**  
 6-1 » 228 » So./So. » LB  
 Mays Landing, N.J.

Has started nine games, appearing in 10 this season. He ranks third on the team with 43 tackles, is fourth with 7.0 tackles for loss (minus-43), has two sacks (minus-17), three pass break-ups and one interception.

Registered a tackle for a one-yard loss in the win over UCF. Had two tackles and recorded a half-tackle for loss in the 21-3 win over Akron. Made his first career interception with a diving effort in the fourth quarter as one of the Nittany Lions' five picks and had a tackle in the 13-10 win over Rutgers. Helped hold the Scarlet Knights to no points, three first downs and 95 yards in the second half. Made three stops, including his first career sack, in the 48-7 win over UMass. Helped a defense that held the Minutemen to three yards rushing, the lowest total allowed by Penn State since Notre Dame had zero rushing yards in 2007. Registered two tackles versus Northwestern and made three tackles at Michigan. Posted his first career double-digit tackle performance with a career-high 13 stops, in the double overtime game against No. 13 Ohio State. He more than doubled his previous career high of six stops. His seven-yard sack of the Buckeyes' J.T. Barrett helped

to force an OSU punt late in the third quarter. Helped hold the Buckeyes to 17 points and 256 yards in regulation. Had five tackles, including a 10-yard tackle for loss, against Maryland to help the defense hold the Terps to 194 yards of total offense, the fewest allowed by a Penn State to a Big Ten opponent since Minnesota had 138 yards in 2009. Recorded six stops (five solo), including two for a loss of 13 yards, to boost a defense that held the nation's leading rusher, Tevin Coleman, to just 71 yards (162.5 avg.) in the win at Indiana. Helped a defensive unit that shut out the Indiana offense, as the Hoosiers scored their fewest points at home since 2006, via a defensive touchdown. Accounted for five tackles, including a half-tackle for a loss, and a pass break-up for a defensive unit that held Temple to eight first downs on the day, the fewest for a Penn State opponent since Indiana State had eight in 2011, in the 30-13 win. Did not play at Illinois or versus No. 10 Michigan State.

» BELL'S CAREER STATISTICS

	TK	UA-A	FR	FC	I	PBU	SACK	TFL
2013	24	14-10	0	1	0	0	0-0	0-0
2014	43	21-22	0	0	1	3	2-17	7-43
<b>Career</b>	<b>67</b>	<b>35-32</b>	<b>0</b>	<b>1</b>	<b>1</b>	<b>3</b>	<b>2-17</b>	<b>7-43</b>

» BELL'S 2014 GAME-BY-GAME

*Tackles (Total-Solo-Assists)*  
 UCF 1-1-0; Akron 4-2-2; Rutgers 1-1-0; UMass 3-2-1; Northwestern 2-0-2; Michigan 3-2-1; Ohio State 13-5-8; Maryland 5-2-3; Indiana 6-5-1; Temple 5-1-4; Illinois-DNP; Michigan State-DNP.



**BILL BELTON**  
 5-10 » 204 » Sr./Sr. » RB  
 Sicklerville, N.J.

**Was selected the Touchdown Club of Southern New Jersey's Division I College Player of the Year.**

Member of the pre-season Doak Walker Award Watch List for the nation's top running back. Has appeared in all 12 games this season with 10 starts. Has 18 career starts. Second on the team with 518 rushing yards on 122 attempts (4.2), with a team-high six touchdowns. Also, is fourth on the squad with 23 catches for 187 yards and one score. Had a 92-yard touchdown run at Indiana, the longest score in Penn State history by one player, and tied for the fourth-longest run in FBS this season (longest by a Big Ten player). Ranks 23rd in Penn State history with 1,649 career rushing yards.

Rushed for 16 yards in the win over UCF, while also hauling a 13-yard reception on the final drive that helped set up Sam Ficken's game-winning field goal. Totaled 36 yards on the ground vs. Akron, including a 23-yard scamper. Caught four passes for a career-high 49 yards against the Zips. Scored Penn State's first touchdown of the game with a 22-yard reception from Christian Hackenberg in the first quarter, his third career TD reception. Scored the game-winning touchdown at Rutgers, crossing the goal line on a five-yard run with 1:13 to go in the fourth quarter for a 13-10 win. The touchdown vs. the Scarlet Knights was his first of the season. Rushed for 52 yards and caught four passes for a career-high 52 yards. Was selected the coaching staff's Co-Offensive Player of the Week vs. Rutgers. Picked up a season-high 76 rushing yards on just seven carries (10.9) against UMass, scoring two touchdowns. Belton scored Penn State's first two touchdowns on runs of 24 and 20-yards just 1:23 apart early in the second quarter for a 20-0 lead. Totaled 25 yards on the ground against Northwestern. Finished second on the team with five receptions against the Wildcats. Led the team with 69 rushing yards at Michigan, including a season-long 31-yard scamper on the opening drive of the game. Finished second on the team with four receptions for 26 yards



against the Wolverines. Accumulated eight yards rushing against Ohio State, including a one-yard touchdown run in the first overtime period that put Penn State up 24-17. Also caught two passes for five yards against the Buckeyes. Ran for 14 yards against Maryland. Rushed for a season-high 137 yards on 16 carries and one touchdown at Indiana, posting his fourth career 100-yard game. Had a 92-yard rushing touchdown in the second quarter, marking the longest score in school history by one player and tied for the longest offensive touchdown in Penn State history. His long TD run came on the first play from scrimmage after Indiana had taken a 7-0 lead. His 92-yard rush is tied for the ninth-longest in the 119-year history of Big Ten football and a Memorial Stadium (1960) record. Belton was selected the coaches' Offensive Player of the Week against the Hoosiers. Gained 92 yards on 19 carries in the 30-13 win over Temple, busting off a 37-yarder and an eight-yard touchdown run in the third quarter. Also caught one pass for six yards against the Owls. Ran for six yards and caught one pass for nine yards in limited duty at Illinois. Wore No. 28 in honor of fellow injured senior RB Zach Zwinak against Michigan State. Carried the ball once for three yards and caught one pass for 12 yards against the Spartans.

» BELTON'S RUSHING STATISTICS

	Att-Yds	Avg.	TD	LG
2011	13-65	5.0	0	13
2012	60-263	4.4	3	23
2013	157-803	5.1	5	51
2014	122-518	4.2	6	92
<b>Career</b>	<b>352-1,649</b>	<b>4.7</b>	<b>14</b>	<b>92</b>

» BELTON'S 2014 GAME-BY-GAME

*Rushing (Carries-Yards-TD)*  
UCF 10-16-0; Akron 9-36-0; Rutgers 15-36-1; UMass 7-76-2; Northwestern 8-25-0; Michigan 14-69-0; Ohio State 9-8-1; Maryland 8-14-0; Indiana 16-137-1; Temple 19-92-1; Illinois 6-6-0; Michigan State 1-3-0.

» BELTON'S RECEIVING STATISTICS

	Rec-Yds	Avg.	TD	LG
2011	1-0	0.0	0	0
2012	9-50	5.6	1	11
2013	15-158	10.5	2	30
2014	23-187	8.1	1	24
<b>Career</b>	<b>48-395</b>	<b>8.2</b>	<b>4</b>	<b>30</b>

» BELTON'S 2014 GAME-BY-GAME

*Receiving (Receptions-Yards-TD)*  
UCF 1-13-0; Akron 2-49-1; Rutgers 4-52-0; UMass 0-0-0; Northwestern 4-15-0; Michigan 4-26-0; Ohio State 2-5-0; Maryland 0-0-0; Indiana 0-0-0; Temple 1-6-0; Illinois 1-9-0; Michigan State 1-12-0.



**SAEED BLACKNALL**  
6-3 » 208 » Fr./Fr. » WR  
Manalapan, N.J.

Has appeared in all 12 games with one start. Has made nine catches for 80 yards. Is one of nine true freshmen to make their debut this season, seeing time in his first collegiate game vs. UCF. Blacknall is among seven true freshmen to start this season.

Caught his first two career passes against UMass, picking up 21 yards, in the 48-7 win. Made a five-yard reception against Northwestern. Made his first career start at Michigan. Caught a season-high four passes for a personal-best 34 yards against Ohio State, scoring his first career touchdown on a leaping 24-yard grab in the fourth quarter to cut the Buckeyes' lead to 17-14. Hauled in one pass for 11 yards in the win at Indiana. Made one catch for nine yards against Michigan State.

» BLACKNALL'S CAREER STATISTICS

	Rec-Yds	Avg.	TD	LG
2014	9-80	8.9	1	24
<b>Career</b>	<b>9-80</b>	<b>8.9</b>	<b>1</b>	<b>24</b>

» BLACKNALL'S 2014 GAME-BY-GAME

*Receiving (Receptions-Yards-TD)*  
UCF 0-0-0; Akron 0-0-0; Rutgers 0-0-0; UMass 2-21-0; Northwestern 1-5-0; Michigan 0-0-0; Ohio State 4-34-1; Maryland 0-0-0; Indiana 1-11-0; Temple 0-0-0; Illinois 0-0-0; Michigan State 1-9-0.



**ADAM BRENEMAN**  
6-4 » 252 » So./So. » TE  
Mechanicsburg, Pa.

Was injured during training camp and has not played this season. Is eligible for a redshirt season after playing as a true freshman in 2013.

» BRENEMAN'S CAREER STATISTICS

	Rec-Yds	Avg.	TD	LG
2013	15-186	12.4	3	68
2014	Injured			
<b>Career</b>	<b>15-186</b>	<b>12.4</b>	<b>3</b>	<b>68</b>



**JASON CABINDA**  
6-1 » 249 » Fr./Fr. » LB  
Flemington, N.J.

Was an honorable-mention BTN.com Big Ten All-Freshman Team selection.

Has played in seven games, making his Penn State debut in the Big Ten opener against Northwestern. Made his first career start at Illinois and is one of three true freshmen on defense to start this year. Has made 16 tackles, including six solo stops. Is one of nine true freshmen to make their debut in 2014.

Made his debut against Northwestern and recorded eight tackles, which ranked second on the team. Had two tackles to help the defense hold Maryland to 194 yards of total offense, the fewest total yards allowed against a Big Ten opponent since Minnesota (138) in 2009. Made one stop in the 13-7 win at Indiana. Made his first career start at Illinois and made a season-high five tackles, including two solo stops, as part of a defensive effort that limited the Illini to just 68 rushing yards. Helped hold the Illini to 2 of 16 on third down conversions and 16 points, the ninth opponent held under 17 points in regulation this year. Did not play in the season finale versus No. 10 Michigan State.

» CABINDA'S CAREER STATISTICS

	TK	US-A	FR	FC	I	PBU	SACK	TFL
2014	16	6-10	0	0	0	0	0-0	0.5-1
<b>Career</b>	<b>16</b>	<b>6-10</b>	<b>0</b>	<b>0</b>	<b>0</b>	<b>0</b>	<b>0-0</b>	<b>0.5-1</b>

» CABINDA'S 2014 GAME-BY-GAME

*Tackles (Total-Solo-Assists)*  
UCF-DNP; Akron-DNP; Rutgers-DNP; UMass-DNP; Northwestern 8-3-5; Michigan 0-0-0; Ohio State 0-0-0; Maryland 2-0-2; Indiana 1-1-0; Temple 0-0-0; Illinois 5-2-3; Michigan State 0-0-0.



**CHRISTIAN CAMPBELL**  
6-1 » 187 » Fr./Fr. » CB  
Phenix City, Ala.

Has played in nine games, making his Nittany Lion debut at Rutgers. Is one of three true freshmen on defense to start this year. Has seen time on special teams and on defense, recording nine tackles, one interception, two pass break-ups and three passes defended. Is one of nine true freshmen to make their debut in 2014. Is one of 16 Nittany Lions to make their first career start this season.

Made his first career stop – a solo tackle – on the final kickoff of the game in the 13-10 road victory over Rutgers. Made one stop in the 48-7 win over UMass, a fourth quarter tackle on the Minutemen's final drive. Recorded a season-high two tackles against Northwestern. Had a strong effort on kickoff and punt coverage, making one tackle, against Maryland. Registered his first career TFL with a tackle for a one-yard loss in the second quarter in the win at Indiana. Made his first start and hauled in his first career interception in the third quarter of the 30-13 win over Temple. Notched three tackles and a pass break-up against the Owls for a defensive unit that held Temple to eight first downs on the day, the fewest for a Penn State opponent since Indiana State had eight in 2011. Played at Illinois but left the game and did not play against No. 10 Michigan State.

» CAMPBELL'S CAREER STATISTICS

	TK	UA-A	FR	FC	I	PBU	SACK	TFL
2014	9	8-1	0	0	1	2	0-0	1-1
<b>Career</b>	<b>9</b>	<b>8-1</b>	<b>0</b>	<b>0</b>	<b>1</b>	<b>2</b>	<b>0-0</b>	<b>1-1</b>

» CAMPBELL'S 2014 GAME-BY-GAME

*Tackles (Total-Solo-Assists)*  
UCF - DNP; Akron - DNP; Rutgers 1-1-0; UMass 1-0-1; Northwestern 2-2-0; Michigan 0-0-0; Ohio State 0-0-0; Maryland 1-1-0; Indiana 1-1-0; Temple 3-3-0; Illinois 0-0-0; Michigan State - DNP.



**KYLE CARTER**  
6-3 » 250 » Sr./Jr. » TE  
Bear, Del.

Named a pre-season Mackey Award Watch List member, given to the nation's top collegiate tight end. Has started nine games this season and has 14 career starts. Has made 13 catches for 123 yards, with a long catch of 23 yards. On schedule to graduate in December, doing so in 3.5 years. Selected Academic All-Big Ten for the third time in his career.

Snagged two passes for 21 yards, including a long of 16 yards, in the 26-24 win over UCF. Caught one pass for 23 yards in the win over Akron. Hauled in two passes for 13 yards in the win at Rutgers and made one catch for six yards in the 48-7 win over UMass. Made one grab for seven yards at Michigan. Caught one pass for four yards against Ohio State and hauled in two passes for 21 yards against Maryland. Gained a season-high 28 yards on three catches against Michigan State.

» CARTER'S CAREER STATISTICS

	Rec-Yds	Avg.	TD	LG
2012	36-453	12.6	2	34
2013	18-222	12.3	1	29
2014	13-123	9.5	0	23
<b>Career</b>	<b>67-798</b>	<b>11.9</b>	<b>3</b>	<b>34</b>

» CARTER'S 2014 GAME-BY-GAME

*Receiving (Receptions-Yards-TD)*  
UCF 2-21-0; Akron 1-23-0; Rutgers 2-13-0; UMass 1-6-0; Northwestern 0-0-0; Michigan 1-7-0; Ohio State 1-4-0; Maryland 2-21-0; Indiana 0-0-0; Temple 0-0-0; Illinois 0-0-0; Michigan State 3-28-0.





**COLE CHIAPPIALLE**  
5-8 » 209 » So./So. » RB  
Beaver Falls, Pa.

33



Has played in 10 games, primarily on special teams. Has 68 rushing yards, with a long carry of 10 yards. Earned his first carries of the season in the 48-7 win over UMass, tallying a career-high 35 yards on 16 carries against the Minutemen. His 16 carries were a game-high. Ran the ball once against Northwestern, picking up 10 yards. Made a special teams tackle at Indiana and was a deep man on the kickoff return unit for the first time this season. Had two carries against Temple, picking up 15 yards. Rushed for eight yards on three attempts at Illinois.

» **CHIPPIALLE'S RUSHING STATISTICS**

	Att-Yds	Avg.	TD	LG
2013	1-0	0.0	0	0
2014	22-68	3.1	0	10
<b>Career</b>	<b>23-68</b>	<b>2.9</b>	<b>0</b>	<b>10</b>

» **CHIAPPIALLE'S 2014 GAME-BY-GAME**

*Rushing (Carries-Yards-TD)*  
UCF 0-0-0; Akron 0-0-0; Rutgers 0-0-0; UMass 16-35-0; Northwestern 1-10-0; Michigan - DNP; Ohio State-DNP; Maryland 0-0-0; Indiana 0-0-0; Temple 2-15-0; Illinois 3-8-0; Michigan State 0-0-0.



**CURTIS COTHRAN**  
6-5 » 250 » So./Fr. » DE  
Newtown, Pa.

52



Made his Nittany Lion debut in the 48-7 win over UMass, recording a two-yard tackle for loss. Appeared in the 30-13 win over Temple.

» **COTHRAN'S CAREER STATISTICS**

	TK	UA-A	FR	FC	I	PBU	SACK	TFL
2014	1	1-0	0	0	0	0	0-0	1-2
<b>Career</b>	<b>1</b>	<b>1-0</b>	<b>0</b>	<b>0</b>	<b>0</b>	<b>0</b>	<b>0-0</b>	<b>1-2</b>

» **COTHRAN'S 2014 GAME-BY-GAME**

*Tackles (Total-Solo-Assists)*  
UCF - DNP; Akron - DNP; Rutgers - DNP; UMass 1-1-0; Northwestern - DNP; Michigan - DNP; Ohio State - DNP; Maryland - DNP; Indiana - DNP; Temple 0-0-0; Illinois - DNP; Michigan State - DNP.



**PARKER COTTHREN**  
6-5 » 290 » So./Fr. » DT  
Huntsville, Ala.

41



Was an honorable-mention BTN.com Big Ten All-Freshman Team selection. Has played in all 12 games. Has made 11 tackles (eight solo) and recorded 2.5 tackles for loss (minus-6), including 0.5 sacks. Named Academic All-Big Ten for the first time.

Made his first career appearance in the season opening win over UCF, during a goal line stand on the Knights' second drive of the game. His first career tackle was a combined sack with Carl Nassib in the first quarter in the win over Akron. Made two stops in the 13-10 road win over Rutgers. Recorded a season-high solo three tackles, including one tackle for loss, in the 48-7 win over UMass. Helped a defense that held the Minutemen to three yards rushing, the lowest total allowed by Penn State since Notre Dame had zero rushing yards in 2007. Made two

tackles, including one for a four-yard loss at Michigan. Had one stop against No. 13 Ohio State. Recorded one tackle for a defensive front that limited Temple to just 61 rushing yards. Had one tackle in the second quarter at Illinois, helping hold the Illini to 68 rushing yards and 2 of 16 on third down conversions.

» **COTHRAN'S CAREER STATISTICS**

	TK	UA-A	FR	FC	I	PBU	SACK	TFL
2014	11	8-3	0	0	0	0	0.5-1	2.5-6
<b>Career</b>	<b>11</b>	<b>8-3</b>	<b>0</b>	<b>0</b>	<b>0</b>	<b>0</b>	<b>0.5-1</b>	<b>2.5-6</b>

» **COTHRAN'S 2014 GAME-BY-GAME**

*Tackles (Total-Solo-Assists)*  
UCF 0-0-0; Akron 1-1-0; Rutgers 2-2-0; UMass 3-3-0; Northwestern 0-0-0; Michigan 2-2-0; Ohio State 1-0-1; Maryland 0-0-0; Indiana 0-0-0; Temple 1-1-0; Illinois 1-0-1; Michigan State 0-0-0.



**JESSE DELLA VALLE**  
6-1 » 207 » Gr./Sr. » S  
Pittsburgh, Pa.

39



Elected a co-captain prior to the season. Has played in every game on defense and special teams with one start. He has recorded 20 tackles (12 solo) and two interceptions. Leads the squad with 127 yards on 16 punt returns. Ranks seventh in the Big Ten and 40th in FBS in punt return average (7.9). Was nominated for the Capital One/CoSIDA Academic All-America® team and is among the 17 Nittany Lions who have graduated. Selected Academic All-Big Ten for the third time in his career.

Had one punt return for eight yards and notched one tackle vs. UCF. Returned one punt for five yards made a tackle against Akron. Had one punt return in the win at Rutgers. Returned one punt for seven yards and made a pair of stops in the 48-7 win over UMass. Had a career-long 41-yard punt return, which led to a Penn State field goal, against Northwestern. His previous longest punt return was a 31-yard return last year vs. Syracuse. Also made three stops versus the Wildcats. Had one punt return for four yards at Michigan. Returned two punts for five yards in the double overtime game against No. 13 Ohio State. Recorded four tackles, two on defense and two on special teams, versus the Buckeyes. Helped hold Ohio State to 17 points and 256 yards in regulation. Made his first start of the season and third of his career against Maryland. Had three punt returns for eight yards and had one tackle against the Terps, helping hold them to 194 yards, the fewest Penn State has allowed to a Big Ten foe since Minnesota had 138 yards in 2009. Returned one punt for 24 yards and pulled in his first career interception at the end of the first half in the win at Indiana. Also had one tackle and one pass break-up for a defensive unit that shut out the Indiana offense, as the Hoosiers scored their fewest points at home since 2006, via a defensive touchdown. Made a leaping sideline interception and got his elbow down in-bounds for his second pick in as many games in the 30-13 win over Temple. Had one punt return for five yards and made two tackles against the Owls. His acrobatic interception was the No. 8 play on the SportsCenter Top 10 for Nov. 15. He helped hold Temple to eight first downs, the fewest allowed by the Nittany Lions since Indiana State had eight in 2011. Registered three solo tackles and returned one punt for 11 yards at Illinois. Helped hold the Illini to 2 of 16 on third down conversions and 16 points, the ninth opponent held under 17 points in regulation this year. Returned one punt for seven yards and made two tackles against No. 10 Michigan State. The Penn State defense held the Michigan State offense to 298 total yards, marking the first time this season that the Spartans were held to less than 300 yards of total offense.

» **DELLA VALLE'S DEFENSIVE STATISTICS**

	TK	UA-A	FR	FC	I	PBU	SACK	TFL
2011	0	0-0	0	0	0	0	0-0	0-0
2012	7	1-6	0	0	0	0	0-0	0-0
2013	21	13-8	1	0	0	1	0-0	0-0
2014	20	12-8	0	0	2	1	0-0	0-0
<b>Career</b>	<b>48</b>	<b>26-22</b>	<b>1</b>	<b>0</b>	<b>2</b>	<b>2</b>	<b>0-0</b>	<b>0-0</b>

» **DELLA VALLE'S 2014 GAME-BY-GAME**

*Tackles (Total-Solo-Assists)*  
UCF 1-1-0; Akron 1-1-0; Rutgers 0-0-0; UMass 2-1-1; Northwestern 3-2-1; Michigan 0-0-0; Ohio State 4-2-2; Maryland 1-0-1; Indiana 1-1-0; Temple 2-0-2; Illinois 3-3-0; Michigan State 2-1-1.

» **DELLA VALLE'S PUNT RETURN STATISTICS**

	No.	Yds	AVG	TD	LG
2011	0	0	0.0	0	0
2012	15	114	7.6	0	29
2013	18	156	8.7	0	31
2014	16	127	7.9	0	41
<b>Career</b>	<b>49</b>	<b>397</b>	<b>8.1</b>	<b>0</b>	<b>41</b>

» **DELLA VALLE'S 2014 GAME-BY-GAME**

*Punt Returns (Returns-Yards-TD-YPR)*  
UCF 1-8-0-8.0; Akron 1-5-0-5.0; Rutgers 1-0-0-0.0; UMass 1-7-0-7.0; Northwestern 2-43-021.5; Michigan 1-4-0-4; Ohio State 2-5-0-2.5; Maryland 3-8-0-2.6; Indiana 1-24-0-24.0; Temple 1-5-0-5.0; Illinois 1-11-0-11.0; Michigan State 1-7-0-7.0.



**MILES DIEFFENBACH**  
6-3 » 303 » Gr./Sr. » G  
Pittsburgh, Pa.

65



Elected a team co-captain prior to the season. He has made 25 career starts, which are tied for fifth on the team, after making his first start of the season at Illinois. Selected Academic All-Big Ten for the third time in his career.

Saw his first action of the season at both guard spots against Indiana after missing the first eight games due to an injury he sustained during spring practice. Played at left guard against Temple, lining up next to LT Donovan Smith for the first time this year. He helped Penn State rush for a season-high 254 yards against the Owls (5.4 avg.), including 130 yards from Akeel Lynch and 92 yards from Bill Belton, both of whom scored a rushing touchdown. Made his first start of the season at Illinois, at left guard, helping Lynch gain a career-high 137 rushing yards, including a touchdown on the ground. Started at left guard against Michigan State.



**DEREK DOWREY**  
6-3 » 324 » Jr./So. » G  
Winchester, Va.

53



Was shifted from defensive tackle to the offensive line last spring. Has appeared in all 12 games on offense and special teams. Made his first career start on the offensive line in the 48-7 win over UMass, helping Penn State to 228 rushing yards and five touchdowns on the ground, and a total of 464 yards.





**JORDAN DUDAS**  
6-0 » 216 » Sr./Jr. » LB  
Lake City, Pa.

20



Is in his first season on the field for the Nittany Lions after transferring from Bucknell. Was shifted from safety to linebacker during training camp. Has played in 10 games on special teams, recording three tackles. Made one stop on kickoff coverage against Maryland. Recorded one tackle on special teams in the win at Indiana. Made one stop on a third-quarter kickoff versus No. 10 Michigan State. Selected Academic All-Big Ten for the first time.

» DUDAS' CAREER STATISTICS

	TK	UA-A	FR	FC	I	PBU	SACK	TFL
2014	3	2-1	0	0	0	0	0-0	0-0
<b>Career</b>	<b>3</b>	<b>2-1</b>	<b>0</b>	<b>0</b>	<b>0</b>	<b>0</b>	<b>0-0</b>	<b>0-0</b>

» DUDAS' 2014 GAME-BY-GAME

Tackles (Total-Solo-Assists)

UCF 0-0-0; Akron 0-0-0; Rutgers 0-0-0; UMass - DNP; Northwestern 0-0-0; Michigan0-0-0; Ohio State0-0-0; Maryland 1-0-1; Indiana 1-0-1; Temple - DNP; Illinois - DNP; Michigan State 1-0-1.



**SAM FICKEN**  
6-2 » 191 » Sr./Sr. » PK  
Valparaiso, Ind.

97



**Named to the All-Big Ten second team by the coaches and media and also earned Athlon Sports second-team all-conference honors.**

Was one of two semifinalists from the Big Ten for the Lou Groza Collegiate Place-kicker Award. Was selected Big Ten Special Teams Player of the Week twice this season and four times in his career. Also named one of the three Stars of the Week by the Lou Groza Collegiate Place-kicker Award twice this year. Elected a co-captain prior to the season. Leads team in scoring for third consecutive year, with 93 points through 12 games. Was nominated for the Capital One/CoSIDA Academic All-America® team and was selected Academic All-Big Ten for the third time. Is on schedule to graduate in May, 2015.

Is 23 of 28 (82.1) on field goals this season to rank third the Big Ten and 20th nationally in field goal percentage and is 24 of 24 on PAT attempts. Leads the conference and No. 3 in FBS in field goals made (1.92 per game). Ranks fifth in the Big Ten in kick scoring (7.8 ppg) and is eighth in the Big Ten and 50th nationally in overall scoring.

Broke the Penn State single-season field goal record with 23 makes this season, surpassing the mark set by Matt Bahr (1978) and Kevin Kelly (2006). Is second in school history with 53 career field goals made. Ranks fourth on Penn State's career scoring list (264 points).

Connected on a 36-yard field goal as time expired to secure a 26-24 win for the Nittany Lions vs. UCF. Was a perfect 4-of-4 on field goal attempts and added a pair of extra points against the Knights. Was selected Big Ten Special Teams Player of the Week for the third time in his career. Was named one of the three Stars of the Week by the Lou Groza Collegiate Placekicker Award. Was named the coaching staff's Wefensive Player of the Week vs. UCF. The four field goals are the most for a Nittany Lion since Collin Wagner had five field goals vs. Temple in 2010. It was Ficken's second career game ending field goal (Wisconsin, 2012, in OT). Converted on all three of his extra point attempts in the win over Akron. Did not attempt any field goals vs. the Zips. Connected on two

field goals and an extra point, all in the second half, to help spark the 13-10 comeback win at Rutgers. Knocked field goals of 42 and 40 yards through the uprights and was 6-for-6 in extra points in the 48-7 win over UMass. Was selected the coaching staff's Wefensive Player of the Week vs. the Minutemen. Converted on field goal attempts from 42 and 36 yards against Northwestern. Was 2-of-2 on field goals at Michigan, hitting 35 and 32-yard field goal attempts. Connected on a 31-yard field goal with nine seconds remaining to force overtime against No. 13 Ohio State. Also made all three of his extra point attempts versus the Buckeyes. Hit all four field goal attempts, including three from beyond 45 yards, against Maryland to earn Big Ten Special Teams Player of the Week honors for the second time this season and fourth time in his career, tied for fifth-highest in conference history. Connected on a season-long 48-yard field goal with 6:52 remaining to give Penn State a 19-17 lead. The 48-yard boot was also the second-longest kick of his career. Became the first Penn State placekicker since at least 1982 to have three field goals of 45 or more yards in a game (46, 47, 48). Made kicks from 27 and 28 yards and an extra point in the 13-7 win at Indiana. Connected on three field goals (29, 38, 50) and a trio of extra points in the 30-13 win over Temple. His 50-yard field goal was the second-longest of his career behind the 54-yard make against Kent State in 2013. Moved into sole possession of second place on the school career field goals made list with 52 against the Owls. Connected on two extra points at Illinois. Did not attempt any field goals vs. the Illini. Split the uprights on a 41-yard field goal to break the Penn State single-season field goals record and converted on one extra point attempt against No. 10 Michigan State.

» FICKEN'S SCORING STATISTICS

	FGM-A	%	0-9	10-19	20-29	30-39	40-49	50+	LG	XP	PTS
2011	1-2	50.0	0-0	0-0	0-0	1-2	0-0	43	1-1	4	
2012	14-21	66.7	0-1	8-9	6-7	0-4	0-0	38	39-41	81	
2013	15-23	65.2	0-0	4-4	6-10	4-7	1-2	54	41-42	86	
2014	23-28	82.1	0-0	8-9	7-9	7-8	1-2	50	24-24	93	
<b>Career</b>	<b>53-74</b>	<b>71.6</b>	<b>0-1</b>	<b>20-22</b>	<b>19-26</b>	<b>12-21</b>	<b>2-4</b>	<b>54</b>	<b>105-108</b>	<b>264</b>	

» FICKEN'S 2014 GAME-BY-GAME

Field Goals (Made) Missed [^ - Blocked]

UCF (22),(33),(24),(36); Akron 0 FGA; Rutgers 34^(,32),(25); UMass (42),(40); Northwestern 32^(,42),(36); Michigan(35),(32); Ohio State(31); Maryland (47),(25),(46),(48); Indiana 23^(,27),(28); Temple (29),(50),(21),42^; Illinois 0 FGA; Michigan State 51,(41).

» FICKEN'S KICK OFF STATISTICS

	No.	Yds	AVG	TB	OB
2011	4	261	65.2	0	0
2012	68	4,210	61.9	27	2
2013	67	4,079	60.9	18	0
2014	57	3,461	60.7	21	2
<b>Career</b>	<b>196</b>	<b>12,011</b>	<b>61.3</b>	<b>66</b>	<b>4</b>




**BRIAN GAIA**  
6-3 » 297 » Jr./So. » G  
Pasadena, Md.

72



Selected Academic All-Big Ten for the second time. Made his first career start vs. UCF and has started 11 games this season at right guard. Helped the Nittany Lions to 511 yards of total offense, including a school record 454 yards passing by Christian Hackenberg. Helped the Nittany Lions total 425 yards of total offense against Akron, including 319 yards passing from Hackenberg, who broke the school record with 773 yards in consecutive games. Protected Hackenberg at Rutgers, helping him throw for 309 yards in the comeback win, as the Nittany Lions scored the game's final 13 points

over the final 18:45. Started against Northwestern, helping Hackenberg to his fourth 200-yard passing game (216 yards) of the season. Earned the start at Michigan. Blocked for Hackenberg, who completed 31 passes for 224 yards, helping the Nittany Lions take No. 13 Ohio State to double-overtime. Started against Maryland, helping the Nittany Lions to five scoring drives. Started at right guard at Indiana and opened up holes for Bill Belton, who became Penn State's first 100-yard rusher of the season, picking up 137 yards on the ground. He helped open a lane up the middle for Belton to break a 92-yard run, the longest rushing touchdown in school history by one player. Helped Penn State rush for a season-high 254 yards against Temple (4.7 avg.), including 130 yards from Akeel Lynch and 92 yards from Bill Belton, both of whom scored a rushing touchdown. Blocked for Lynch at Illinois, helping him gain a career-best 137 rushing yards, including a touchdown on the ground. Made the start at right guard against Michigan State.



**MIKE GESICKI**  
6-6 » 240 » Fr./Fr. » TE  
Manahawkin, N.J.



**Named to the BTN.com Big Ten All-Freshman Team.**

Has appeared in all 12 games this season at tight end, making his first career start vs. Maryland. Is one of seven true freshman to start and one of nine to see time on the field this season.

Started his career with one catch in each of his first three games. Has made 11 catches for 114 yards, with a long catch of 30 yards. Is one of nine true freshmen to make their debut in 2014. In his first collegiate game, vs. UCF, he made his first catch, good for nine yards, in the opening quarter. Had a season-long 11-yard grab in the win over Akron and made a seven-yard catch on the second Penn State scoring drive in the 13-10 road win over Rutgers. Made one catch for six yards against Northwestern and made a career-high two receptions for 10 yards at Michigan. Made one catch for three yards against Ohio State. Made his first career start against Maryland. Hauled in one pass for 28 yards at Indiana, a season-long, taking the ball into IU territory. Caught one ball for seven yards at Illinois. Snagged two passes for career-high 33 yards against Michigan State, including a career-long 30-yard reception.

» GESICKI'S RECEIVING STATISTICS

	Rec-Yds	Avg.	TD	LG
2014	11-114	10.4	0	30
<b>Career</b>	<b>11-114</b>	<b>10.4</b>	<b>0</b>	<b>30</b>

» GESICKI'S 2014 GAME-BY-GAME

Receiving (Receptions-Yards-TD)

UCF 1-9-0; Akron 1-11-0; Rutgers 1-7-0; UMass 0-0-0; Northwestern 1-6-0; Michigan 2-10-0; Ohio State 1-3-0; Maryland 0-0-0; Indiana 1-28-0; Temple 0-0-0; Illinois 1-7-0; Michigan State 2-33-0.





**CHRIS GODWIN**  
6-2 » 206 » Fr./Fr. » WR  
Middletown, Del.

12



Was an honorable-mention BTN.com Big Ten All-Freshman Team selection.

Has played in all 12 games, with two starts. Has started his career with at least one catch in each of his first 11 games. Is fifth on the team with 19 catches for 198 yards. Is one of nine true freshmen to make their debut this season and among seven true freshmen to start.

Made one catch in each half of the UCF game, totaling 13 yards in the game. Caught one pass for 12 yards versus Akron. Had a six-yard catch on Penn State's first drive of the second half in the 13-10 road win over Rutgers. Caught two passes for 18 yards in the 48-7 win over UMass. Recorded two catches for 18 yards, matching his season-high, against Northwestern. Grabbed a 14-yard reception against the Wildcats. Made the first start of his career at Michigan and grabbed a season-long 17-yard reception. Matched his career-high with three catches against No. 13 Ohio State, picking up 16 yards. Hauled in one pass for 12 yards against Maryland. Caught two passes for 25 yards in the win at Indiana, with a long of 17, tied for his season-long. Snagged two passes for 31 yards, including a long of 21, in the 30-13 win over Temple. Hauled in one pass for 18 yards at Illinois for his first career touchdown grab, coming in the first quarter.

**» GODWIN'S RUSHING STATISTICS**

	Att-Yds	Avg.	TD	LG
2014	2-1	0.5	0	1
<b>Career</b>	<b>2-1</b>	<b>0.5</b>	<b>0</b>	<b>1</b>

**» GODWIN'S 2014 GAME-BY-GAME**

*Rushing (Carries-Yards-TD)*

UCF 0-0-0; Akron 0-0-0; Rutgers 0-0-0; UMass 0-0-0; Northwestern 0-0-0; Michigan 0-0-0; Ohio State 0-0-0; Maryland 0-0-0; Indiana 0-0-0; Temple 0-0-0; Illinois 0-0-0; Michigan State 2-1-0.

**» GODWIN'S RECEIVING STATISTICS**

	Rec-Yds	Avg.	TD	LG
2014	19-198	10.4	1	21
<b>Career</b>	<b>19-198</b>	<b>10.4</b>	<b>1</b>	<b>21</b>

**» GODWIN'S 2014 GAME-BY-GAME**

*Receiving (Receptions-Yards-TD)*

UCF 2-13-0; Akron 1-12-0; Rutgers 3-22-0; UMass 2-18-0; Northwestern 1-14-0; Michigan 1-17-0; Ohio State 3-16-0; Maryland 1-12-0; Indiana 2-25-0; Temple 2-31-0; Illinois 1-18-1; Michigan State 0-0-0.



**MALIK GOLDEN**  
6-1 » 203 » Jr./So. » S  
Hartford, Conn.

6



Has played in eight games this season on defense and special teams. Has made seven tackles (four solo), with 0.5 tackles for loss and one pass break-up. Made one stop in the season opener vs. UCF. Had a career-high four tackles (3 solo) vs. Akron in the 21-3 home opening win. Collected one tackle in the 13-10 road win over Rutgers. Had one tackle for loss and one pass break-up in the 48-7 win over UMass.

**» GOLDEN'S CAREER STATISTICS**

	TK	UA-A	FR	FC	I	PBU	SACK	TFL
2013	8	3-5	0	0	0	1	0-0	0-0
2014	7	4-3	0	0	0	1	0-0	0.5-1
<b>Career</b>	<b>15</b>	<b>7-8</b>	<b>0</b>	<b>0</b>	<b>0</b>	<b>2</b>	<b>0-0</b>	<b>0.5-1</b>

**» GOLDEN'S 2014 GAME-BY-GAME**

*Tackles (Total-Solo-Assists)*

UCF 1-1-0; Akron 4-3-1; Rutgers 1-0-1; UMass 1-0-1; Northwestern 0-0-0; Michigan 0-0-0; Ohio State 0-0-0; Maryland 0-0-0; Indiana - DNP; Temple - DNP; Illinois - DNP; Michigan State - DNP.



**CHRIS GULLA**  
6-0 » 200 » So./Fr. » P/PK  
Toms River, N.J.



Was nominated for the Capital One/CoSIDA Academic All-America® team. Selected Academic All-Big Ten for the first time. In his first season on the field, has punted 28 times for a 37.3 yard average, with nine punts inside the 20. Is the holder for Sam Ficken following the injury to Ryan Keiser. Made his first career start and booted a 41-yard punt for a touchback in his only attempt vs. UCF. Broke the school record for average yards per punt in a game by a freshman with a 48.8-yard average on his five punts vs. Akron. The previous record was 48.7 yards per punt by Jeremy Kapinos against Boston College in 2003. Also had three punts downed inside the 20-yard line vs. the Zips. Had six punts at Rutgers, including three that pinned the Scarlet Knights inside the 20-yard line. Had one punt for 35 yards against UMass and six punts for a 35-yard average against Northwestern. Had five punts for a 33.4 average and pinned two kicks inside of the 20-yard line at Michigan. Booted four punts for an average of 37.5 yards with a long punt of 43 yards against No. 13 Ohio State. Also knocked one punt inside the 20 versus OSU.

**» GULLA'S PUNTING STATISTICS**

	P-Yds	Avg.	I-20	FC	50+	LG	BLK
2014	28-1045	37.3	9	11	4	53	1
<b>Career</b>	<b>28-1045</b>	<b>37.3</b>	<b>9</b>	<b>11</b>	<b>4</b>	<b>53</b>	<b>1</b>

**» GULLA'S 2014 GAME-BY-GAME**

*Punting (Punts-Yards-Average)*

UCF 1-41-41.0; Akron 5-244-48.8; Rutgers 6-198-33.0; UMass 1-35-35.0; Northwestern 6-210-35.0; Michigan 5-167-33.4; Ohio State 4-150-37.5; Maryland --; Indiana --; Temple 0 Punts; Illinois --; Michigan State --.



**CHRISTIAN HACKENBERG**  
6-4 » 234 » So./So. » QB  
Palmyra, Va.



Elected a co-captain before the season, becoming the second-youngest player elected a Penn State captain in the program's 128 years. Has started every game of his Penn State career (24 games). Was among the pre-season candidates for the Maxwell and O'Brien Awards. Second in the Big Ten in completions (236, 19.7 avg.), ranks fifth in passing yards (217.2 ypg) and is seventh in total offense (209.3 ypg). Is 236-of-434 for 2,606 yards, with eight touchdowns and 15 interceptions.

His 1,082 passing yards in the first three games of 2014 were the most by a Big Ten player since at least 1996. Hackenberg's 5,561 passing yards rank fifth on the Penn State career passing yardage chart (24 career games). He has 467 completions in 24 career games (19.5 cpg) to rank third at Penn State. His 28 career touchdown passes are tied for ninth at Penn State with Tom Shuman.

Hackenberg threw for a school record 454 yards with a career-high 32 completions on 47 attempts in the win over UCF. Selected Big Ten Player of the Week by Athlon Sports and earned an ESPN.com Big Ten Helmet Sticker.

Was named the coaching staff's Offensive Player of the Week vs. UCF. Became the first player in school history to throw for 400 yards, breaking Zack Mills' record of 399 yards vs. Iowa in 2002. Also broke the Penn State single game total offense record with 456 yards; breaking the 418 yards by Zack Mills vs. Ohio State in 2001. After UCF took its first lead of the game at 24-23 with 1:13 to play, Hackenberg directed an 8-play, 55-yard drive that led to Sam Ficken's game winning 36-yard FG on the final play of game. Hackenberg was 4-of-6 for 47 yards on the drive and ran 8 yards for a first down on 4th-and-3 to keep the drive alive on the PSU side of the field. He completed his last three pass attempts for 40 yds to get the Lions in Ficken's range. Posted his fifth career 300-yard passing game, breaking a tie with Kerry Collins (1991-94) to move into second in Penn State history. Logged his 10th career 200-yard passing game, breaking a tie for 8th with Wally Richardson (1992) and Todd Blackledge (1980-82). His 79-yard touchdown completion to Eugene Lewis vs. UCF is his longest career completion and tied for ninth-longest in school history. Threw for 319 yards (22-of-36 and three touchdowns) in the win over Akron, his sixth 300-yard game of his career (14 games). He tied the school record of six 300-yard games held by Matt McGloin (2009-12). The Akron game was the second time in Hackenberg's career that he has thrown for more than 300 yards in consecutive games (2013 at Indiana, vs. Michigan). Hackenberg's 319 passing yards were the 15th highest single-game total in school history. The 319 yards vs. the Zips gave him 773 yards in the past two games, breaking the school record for passing yards in consecutive games. The old record of 686 yards was held by Zack Mills in 2002 (399 vs. Iowa and 287 at Wisconsin). Completed 25 passes and threw for 309 yards in the win at Rutgers, posting his fourth consecutive 300-yard effort. Was selected the coaching staff's Co-Offensive Player of the Week vs. the Scarlet Knights. Directed a six-play, 80-yard game-winning drive in 1:49 late in the game. Hit receiver Eugene Lewis for 53 and 23-yard strikes to set up Bill Belton's game-winning score with 1:13 to play. Delivered his seventh career 300-yard passing game against the Scarlet Knights, breaking a tie with Matt McGloin for the school record. He became just the 10th Nittany Lion to throw for 4,000 yards in a career in the win over Rutgers. Hackenberg posted his fourth consecutive 300-yard game in the win at Rutgers, tied for the second-longest streak of 300-yard games in the Big Ten since at least 1996. He threw for 179 yards in the 48-7 win over UMass, leaving the game after the first series of the third quarter. Hackenberg had a career-long 17-yard rush in the third quarter, while leading his eighth consecutive scoring drive. Threw for 216 yards, including a long pass of 51-yards to DaeSean Hamilton against Northwestern. His 216 yards against the Wildcats marked his 13th career 200-yard passing game. Completed 21-of-32 passes for 160 yards at Michigan, throwing his 25th career touchdown pass in the second quarter, finding DaeSean Hamilton on a 10-yard scoring strike. Was 31 of 49 for 224 yards and a touchdown against No. 13 Ohio State. Led Penn State on three scoring drives between the fourth quarter and overtime in the 2 OT loss to the Buckeyes. Completed 31 passes against OSU, the second-highest total of his career. Had 18 completions for 177 yards and a touchdown against Maryland. Threw an eight-yard TD pass to Jesse James, his 27th career TD pass, to tie Wally Richardson for 10th place on the Penn State career list. Had a 17-yard rush in the fourth quarter against the Terrapins, tying his career-long. Threw for 168 yards at Indiana, with completions of at least 23 yards to four different receivers. Against the Hoosiers, became the eighth quarterback in Penn State history to eclipse the 5,000-yard passing mark in a career. Completed 12 passes for 112 yards in the 30-13 win over Temple, completing passes to six different receivers. Led the Nittany Lions on five scoring drives



and second-highest scoring total of the season. Threw a touchdown pass and moved into sixth place on Penn State's all-time passing yards list with 5,336 in the game at Illinois. Threw an 18-yard scoring strike to Chris Godwin in the first quarter against the Illini to move into tie for ninth on Penn State career touchdown pass list with 28. Also moved into fourth place on the school career completions list with 446 against Illinois. Completed 21-of-45 passes against Michigan State for 195 yards.

» HACKENBERG'S CAREER STATISTICS

	C-A	Yds	%	TD-INT	YPG	LG
2013	231-392	2,955	58.9	20-10	246.2	68
2014	236-434	2,606	54.4	8-15	217.2	79
<b>Career</b>	<b>467-826</b>	<b>5,561</b>	<b>56.5</b>	<b>28-25</b>	<b>231.7</b>	<b>79</b>

» HACKENBERG'S 2014 GAME-BY-GAME

Passing (Completed-Attempts-Yards-Int-TD)

UCF 32-47-454-2-1; Akron 22-36-319-2-3; Rutgers 25-44-309-1-0; UMass 12-23-179-0-0; Northwestern 22-45-216-1-0; Michigan 21-32-160-1-1; Ohio State 31-49-224-2-1; Maryland 18-42-177-1-1; Indiana 12-29-168-2-0; Temple 12-26-112-2-0; Illinois 8-16-93-0-1; Michigan State 21-45-195-1-0.

side of the ball against the Buckeyes. Had four kickoff returns for a 19.0 average with a long return of 23 yards against Maryland. Also tied his personal best with three stops, including two on special teams, against the Terps. Collected two special teams tackles and returned one kickoff in the win at Indiana. Was selected the coaches' Special Teams Player of the Week against the Hoosiers. Grabbed his first career interception and returned it 30 yards for a touchdown in the 30-13 win over Temple. His pick was the first defensive touchdown scored by a Penn State true freshman since Paul Posluszny returned an interception against Indiana Nov. 15, 2003. Also made three stops against the Owls as the defense held Temple to eight first downs on the day, the fewest for a Penn State opponent since Indiana State had eight in 2011. Had three kickoff returns for 72 yards vs. Temple, including a 31-yard return, and was selected the Coaches' Special Teams Player of the Week for the third time this season. Returned one kickoff for 21 yards and broke up a pass at Illinois. Returned five kickoffs for a 21.4 average with a long return of 28 yards against No. 10 Michigan State. Also recorded one tackle.

» HALEY'S DEFENSIVE STATISTICS

	TK	UA-A	FR	FC	I	PBU	SACK	TFL
2014	18	12-6	0	0	1	2	0-0	0-0
<b>Career</b>	<b>18</b>	<b>12-6</b>	<b>0</b>	<b>0</b>	<b>1</b>	<b>2</b>	<b>0-0</b>	<b>0-0</b>

» HALEY'S 2014 GAME-BY-GAME

Tackles (Total-Solo-Assists)

UCF 0-0-0; Akron 2-1-1; Rutgers 1-1-0; UMass 3-3-0; Northwestern 1-1-0; Michigan 0-0-0; Ohio State 2-1-1; Maryland 3-3-0; Indiana 2-2-0; Temple 3-0-3; Illinois 0-0-0; Michigan State 1-0-1.

» HALEY'S KICK RETURN STATISTICS

	No.	Yds	AVG	TD	LG
2014	30	621	20.7	0	44
<b>Career</b>	<b>30</b>	<b>621</b>	<b>20.7</b>	<b>0</b>	<b>44</b>

» HALEY'S 2014 GAME-BY-GAME

Kick Off Returns (Returns-Yards-TD-YPR)

UCF 4-118-0-29.5; Akron 1-18-0-18.0; Rutgers 2-36-0-18.0; UMass 1-25-0-25.0; Northwestern 4-67-016.7; Michigan 2-38-0-19.0; Ohio State 2-35-017.5; Maryland 4-76-019.0; Indiana 1-8-0-8.0; Temple 3-72-0-24.0; Illinois 1-21-0-21.0; Michigan State 5-107-0-21.4.



**JACK HAFFNER**  
5-10 » 209 » Jr./So. » RB  
State College, Pa.

32



Has appeared in eight games on special teams. Played in the wins over UCF, Akron, Rutgers, UMass, Indiana and Temple, recording one solo tackle on special teams against the Knights and Zips. Also saw time on special teams at Illinois. Played in the game against Michigan State.



**GRANT HALEY**  
5-9 » 185 » Fr./Fr. » CB  
Atlanta, Ga.

15



Was an honorable-mention BTN.com Big Ten All-Freshman Team selection.

Has appeared in all 12 games on defense and special teams. Has recorded 18 tackles (12 solo) and has one interception returned for a touchdown. Broke the Penn State season record with 30 kickoff returns, surpassing Chaz Powell's mark of 27 in 2011. Haley's 621 kickoff return yards rank No. 2 on the school season list, trailing only Powell's 733 yards in 2011, and he is averaging 20.7 yards per return, with a long of 44 yards. Is one of nine true freshmen to make their debut in 2014, seeing time in his first collegiate game in the season opening win over UCF.

Returned four kickoffs for 118 yards in the season opener vs. UCF, including a season-long 44-yard return to open the second half. Returned one kickoff for 18 yards vs. Akron and added his first two career tackles. Made one tackle and returned two kickoffs for 36 yards in a 13-10 win at Rutgers. Was selected the coaching staff's Special Teams Player of the Week vs. Rutgers. Had one kickoff return for 25 yards and made two special teams tackles in the 48-7 win over UMass. Finished with a season-high three solo tackles versus the Minutemen. Returned four kickoffs for 67 yards, including a 21-yarder, against Northwestern and made one stop versus the Wildcats. Returned two kickoffs for a 16.0 average, including a long return of 20 yards, at Michigan. Returned two kickoffs for a 17.5 average, including a long return of 22 yards, in the double overtime game versus No. 13 Ohio State. Also recorded two stops on the defensive



**ALBERT HALL**  
6-4 » 290 » Jr./So. » T  
Warwick, N.Y.

71



Has appeared in all 12 games on special teams. Saw action on the offensive line in the 48-7 win over UMass. Selected Academic All-Big Ten for the first time.



**DAESEAN HAMILTON**  
6-1 » 203 » So./Fr. » WR  
Fredericksburg, Va.

5



Selected an Athlon Sports third-team Freshman All-American. Named second-team All-Big Ten and to the BTN.com, ESPN.com and 247Sports Big Ten All-Freshman Teams

Was a candidate for the Big Ten Richter-Howard Receiver of the Year Award. Selected Academic All-Big Ten for the first time.

Has led the Big Ten in receptions since Week 1. Has broken the Penn State freshman records for receptions and receiving yards in a game and season. His 75 receptions are

third-highest in a season in school history, trailing only Allen Robinson from past two seasons (77 and 97). Broke the Penn State single-game reception record with 14 catches for 126 yards against then-No. 13 Ohio State. Broke the Penn State freshman record for receptions in a season in the sixth game of this year (43 catches), passing Deon Butler's mark of 37 in 2005. Set the program freshman record for receiving yards in a single season against Maryland, passing Deon Butler's mark of 691 yards in 2005.

Leads the Big Ten with 75 receptions for 848 yards (11.3 avg.), has one touchdown catch and a long reception of 51 yards. Leads the conference and is 27th nationally with 6.2 receptions per game. Is fifth in the Big Ten with 70.7 receiving yards per game. Is the only freshman nationally averaging more than 5.8 catches per game and is one of six freshmen averaging 70 or more receiving ypg. Started in his first career game vs. UCF and has started all 12 contests this season.

Broke the Penn State freshman record for receiving yards (165) and catches (11) in a game against the Knights and was selected Big Ten Co-Freshman of the Week. Became the first PSU freshman since 2005 to eclipse 100 receiving yards in a game (Butler & Norwood). His 165 yards are the 12th highest total in a single game at Penn State. Hamilton and Eugene Lewis became the eighth pair of teammates to record 100-plus receiving yards in the same game and the first tandem to log 150-plus yards in the same game. Of his 165 receiving yards, 107 of them came in the first half, including a 44-yard catch to setup first-and-goal from the UCF three-yard line. Led the team with seven catches in the win over Akron, totaling 69 yards. Hauled in a team-high eight passes for 103 yards in the comeback win at Rutgers. It marked his second 100-yard receiving game of his career. Caught a 47-yard pass in the third quarter against the Scarlet Knights that led to a field goal. Combined with Geno Lewis to give Penn State multiple games with two receivers over 100 yards for the first time since 1994 (Bobby Ingram and Freddie Scott, 3 times). Ranked second on the team with four catches for 65 yards in the 48-7 win over UMass, including a 35-yard reception that set up a Penn State touchdown in the second quarter. Totaled a team-high 100 yards receiving and six catches against Northwestern for his third 100-yard receiving game of the season. Hauled in a career-long 51-yard reception in the second quarter vs. the Wildcats. Caught his first career touchdown pass on a 10-yards scoring strike in the second quarter at Michigan. Totaled a team-high seven receptions for 58 yards against the Wolverines, breaking Deon Butler's school freshman record for catches in a season. Broke the Penn State single-game reception record with 14 catches for 126 yards against No. 13 Ohio State, his fourth 100-yard receiving game of the season, to earn his second Big Ten Freshman of the Week Award. Made three catches on the Nittany Lions' 77-yard drive to tie the game late in regulation and force overtime. Tied for the team lead with four receptions against Maryland, picking up 42 yards. Re-wrote the program record for yards in a season by a freshman against the Terrapins, finishing the game with 728 yards, passing Deon Butler's mark of 691 in 2005. Caught two passes for 33 yards in the win at Indiana. Caught a team-high four passes for 26 yards in the 30-13 win over Temple and made one catch for six yards at Illinois. Hauled in six passes for 55 yards against Michigan State, becoming the second player in Penn State history to have at least 70 catches in a season, joining All-American Allen Robinson.

» HAMILTON'S RUSHING STATISTICS

	Att-Yds	Avg.	TD	LG
2014	8-32	4.0	0	11
<b>Career</b>	<b>8-32</b>	<b>4.0</b>	<b>0</b>	<b>11</b>

» HAMILTON'S 2014 GAME-BY-GAME

Rushing (Carries-Yards-TD)

UCF 0-0-0; Akron 1-1-0; Rutgers 1-9-0; UMass 0-0-0; Northwestern 0-0-0; Michigan 1-1-0; Ohio State 1-(-3)-0; Maryland 0-0-0; Indiana 0-0-0; Temple 1-10-0; Illinois 3-14-0; Michigan State 0-0-0.



» HAMILTON'S RECEIVING STATISTICS

	Rec-Yds	Avg.	TD	LG
2014	75-848	11.3	1	51
<b>Career</b>	<b>75-848</b>	<b>11.3</b>	<b>1</b>	<b>51</b>

» HAMILTON'S 2014 GAME-BY-GAME

*Receiving (Receptions-Yards-TD)*  
 UCF 11-165-0; Akron 7-69-0; Rutgers 8-103-0; UMass 4-65-0; Northwestern 6-100-0; Michigan 7-58-1; Ohio State 14-126-0; Maryland 5-42-0; Indiana 2-33-0; Temple 4-26-0; Illinois 1-6-0; Michigan State 6-55-0.



**MIKE HULL**

6-0 » 225 » Gr./Sr. » LB  
 Canonsburg, Pa.

**Selected a Football Writers Association of America, Fox Sports, Sporting News, USA Today and Scout second-team All-American and an Associated Press and Athlon third-team All-American. Named the Big Ten Butkus-Fitzgerald Linebacker of the Year, giving Penn State two of the four initial recipients (Mike Mauti, 2012). Named to the All-Big Ten first team by the coaches and media. Also selected to the ESPN.com and BTN.com All-Big Ten teams. Has accepted an invitation to play in the 2015 Senior Bowl.**

A pre-season candidate for the Bednarik and Butkus Awards. Elected a co-captain before the season, Hull is the leader of Penn State's Top 10 FBS defense, which leads the Big Ten in rushing, total, scoring and pass efficiency defense.

Named the 2014 Team MVP and Outstanding Senior Player, he is the 23rd Nittany Lion all-time to record 100 hits in a season. Moved into sixth place on Penn State's career tackles list with 288. Ranks sixth on Penn State's single-season tackles chart. Needs four stops to move into a tie for fifth place on the single-season list with Sean Lee (2007).

Leads the Big Ten and is seventh in FBS in total tackles per game (134, 11.2 avg.). Is second in the Big Ten and is tied for 15th nationally in solo stops per outing (73, 6.1 avg.). Is third on the team and tied for 17th in the Big Ten in tackles for a loss (0.88 avg.). Has 134 tackles (73 solo), with 10.5 TFL (minus-28), two sacks, one forced fumble, one fumble recovery, one interception and three pass break-ups.

Has led the Nittany Lions in tackles in 11 games this season, including eight double-digit performances, and three games with nine stops. Has 22 career starts, including his last 19 games. Has 12 career double-digit tackle performances. Has made at least nine stops in 17 of his last 20 games. Was nominated for the Capital One/CoSIDA Academic All-America® team. Selected Academic All-Big Ten for the fourth time in his career. Is among the 17 Nittany Lions who have graduated.

Made a team-high 11 tackles in the win over UCF, including a half-tackle for a loss. Registered a game-high 11 tackles, including a sack, with a pass breakup in the win over Akron. Was the coaching staff's Defensive Player of the Week vs. Akron. Led the team for the third-straight game with nine tackles in the win at Rutgers. Helped hold the Scarlet Knights to no points, three first downs and 95 yards in the second half and record five interceptions in the game. Registered six tackles (five solo) and a forced his second career fumble, which was recovered by Austin Johnson to set-up a touchdown, in the 48-7 win over UMass. Helped a defense that held the Minutemen to three yards rushing, the lowest total allowed by Penn State since Notre Dame had zero rushing yards in 2007. Made a then-career-high 16 stops against Northwestern, surpassing his previous career mark of 13 tackles against

Illinois on Nov. 2, 2013. Forced the Wildcats to turn the ball over on downs at the Penn State 3-yard line with a stop alongside Trevor Williams on a fake field goal in the first quarter. Collected a team-best 11 tackles and one pass break-up at Michigan. Among the 11 tackles were a sack for a seven-yard loss, tackle for a three-yard loss and four stops for no gain. Dominated the defensive front for the Lions against No. 13 Ohio State with a career-high 19 tackles, including 2.5 tackles for a loss (minus-7) and an interception. The 19 tackles were the most by a Nittany Lion in a game since Gerald Hodges had 19 against Illinois in 2011. Also hauled in his second career interception in the fourth quarter against the Buckeyes, returning it 12 yards into OSU territory to set up a Penn State touchdown to close the gap to three points. Made two stops on the final OSU drive of regulation to force a punt that led to a 19-play, 77-yard drive for the game-tying field goal with nine seconds remaining. Was named the Reese's Senior Bowl Defensive Player of the Week after helping hold the Buckeyes to 17 points and 256 yards in regulation, well below their season averages. Led a defense that held Maryland to 194 yards of total offense with nine tackles, including five solo stops, and his fourth career fumble recovery. Helped the Nittany Lions hold a Big Ten opponent to fewest yards since Minnesota had 138 yards in 2009. Made a team-high nine tackles, including 1.5 for a loss, to lead a defense that limited the nation's leading rusher, Tevin Coleman, to just 71 yards (162.5 avg.) in the win at Indiana. Helped a defensive unit that shut out the Indiana offense, as the Hoosiers scored their fewest points at home since 2006, via a defensive touchdown. Made a team-high 10 tackles to lead a defensive unit that limited Temple to just eight first downs, the fewest the Nittany Lions have allowed since Indiana State had eight in 2011. Helped hold the Owls to just 61 rushing yards in the 30-13 win. Made a team-high 10 tackles, including seven solo stops, and had a quarterback hurry as part of a defensive effort that held Illinois to just 68 rushing yards, becoming the seventh opponent held under 70 rushing yards. Recorded double figure tackles for the seventh time this season. Helped limit the Illini to 2 of 16 on third down conversions and 16 points, the ninth opponent held under 17 points in regulation this year. Started at outside linebacker on Senior Day vs. No. 10 Michigan State. Registered a team-high 13 tackles, including 1.5 tackles for a loss, with a pass break-up for a defense that held the Michigan State offense to 298 total yards, marking the first time all season that the Spartans were held to less than 300 yards of total offense.

» HULL'S CAREER STATISTICS

	TK	UA-A	FR	FC	I	PBU	SACK	TFL
2011	18	6-12	0	0	0	2	0-0	1.5-3
2012	58	34-24	2	0	1	4	4-25	5-27
2013	78	44-34	1	1	0	2	0.5-3	4.5-17
2014	134	73-61	1	1	1	3	2-12	10.5-28
<b>Career</b>	<b>288</b>	<b>157-131</b>	<b>4</b>	<b>2</b>	<b>2</b>	<b>11</b>	<b>6.5-40</b>	<b>21.5-75</b>

» HULL'S 2014 GAME-BY-GAME

*Tackles (Total-Solo-Assists)*  
 UCF 11-4-7; Akron 11-8-3; Rutgers 9-6-3; UMass 6-5-1; Northwestern 16-9-7; Michigan 11-8-3; Ohio State 19-7-12; Maryland 9-5-4; Indiana 9-4-5; Temple 10-4-6; Illinois 10-7-3; Michigan State 13-7-6.



**JESSE JAMES**

6-7 » 271 » Jr./Jr. » TE  
 Glassport, Pa.

**His 11 career touchdown catches are the most by a tight end in Penn State history, breaking a tie with College Football Hall of Famer Ted Kwalick.**

Named to the Mid-season Mackey Award Watch List, presented to the nation's top collegiate tight end. Has started every game the past two seasons and has 30 career starts, which is tied for second-highest on the team. Is third on the squad with 35 catches for 369 yards (10.5) and has three touchdown catches. Made a season-long 44-yard touchdown catch in the win over Akron. Has had at least one reception in 17 straight contests.

Caught a career-high seven passes for 60 yards in the win over UCF, both ranking third on the team in the game. Caught two passes vs. Akron, both touchdown receptions, including a 44-yarder in the fourth quarter. The two touchdown receptions were a career-high. James has three touchdown catches of 40 yards or longer in the last nine games in Beaver Stadium. Caught one pass for three yards in the comeback win at Rutgers. Had a sprawling 19-yard touchdown catch with 2:05 to play called back due to a penalty that would have given the Nittany Lions the lead. Hauled in two passes for 26 yards in the victory over UMass. Snagged three passes for 32 yards, including a long of 15 yards, against Northwestern. Made three catches for 25 yards at Michigan, including a long of 16 yards. Caught four passes for 22 yards against No. 13 Ohio State. Tied for the team lead with five catches against Maryland, picking up 48 yards. Grabbed an eight-yard touchdown pass against the Terrapins, setting a program record for the most touchdown catches by a tight end, passing College Football Hall of Fame inductee Ted Kwalick, who held the previous mark with 10. Caught two passes for 32 yards at Indiana and made a huge block to help spring Bill Belton up the middle of the field on his school record 92-yard touchdown run. Made two grabs for 30 yards, both good for first downs on third-and-long, in the 30-13 win over Temple. Had one catch for nine yards on the Nittany Lions' go-ahead touchdown drive in the fourth quarter at Illinois. Made three catches for 25 yards against No. 10 Michigan State.

» JAMES' CAREER STATISTICS

	Rec-Yds	Avg.	TD	LG
2012	15-276	18.4	5	42
2013	25-333	13.3	3	58
2014	35-369	10.5	3	44
<b>Career</b>	<b>75-978</b>	<b>13.0</b>	<b>11</b>	<b>58</b>

» JAMES' 2014 GAME-BY-GAME

*Receiving (Receptions-Yards-TD)*  
 UCF 7-60-0; Akron 2-57-2; Rutgers 1-3-0; UMass 2-26-0; Northwestern 3-32-0; Michigan 3-25-0; Ohio State 4-22-0; Maryland 5-48-1; Indiana 2-32-0; Temple 2-30-0; Illinois 1-9-0; Michigan State 3-25-0.







**AUSTIN JOHNSON**  
6-4 » 312 » Jr./So. » DT  
Galloway, N.J.

99



**Named honorable-mention All-Big Ten.**

Has started every game this season and has 14 career starts. Is sixth on the team with 42 tackles, with 5.0 tackles for loss (minus-17), two fumble recoveries and three pass break-ups. Is tied for seventh in the Big Ten and third for 41st in NCAA FBS in fumble recoveries (2).

Made three tackles, including a half-tackle for a loss, vs. UCF. Helped hold UCF to 24 rushing yards on 29 attempts. Had four tackles with a half-tackle for a loss in the 21-3 win over Akron. Helped hold the Zips to 69 rushing yards, giving Penn State consecutive games allowing less than 70 rushing yards for the first time since 2009. Made one stop at Rutgers, helping hold the Scarlet Knights to no points, three first downs and 95 yards in the second half and record five interceptions in the game. Recovered his second career fumble and returned it seven yards to give the Lions a drive start in the red zone. Made two stops, including one for a loss, and had a pass break-up in the 48-7 win over UMass. Helped a defense that held the Minutemen to three yards rushing, the lowest total allowed by Penn State since Notre Dame had zero rushing yards in 2007. Made five tackles, including a half-tackle for a loss, and recorded a pass break-up versus Northwestern and made two tackles at Michigan. Registered four stops against No. 13 Ohio State, helping hold the Buckeyes to 17 points and 256 yards in regulation. Posted a 10-yard sack as he tied his career high with six tackles against Maryland. The defense held the Terps to 194 yards of total offense, the fewest total yards allowed against a Big Ten opponent since Minnesota (138) in 2009. Made six tackles for a defense that limited the nation's leading rusher, Tevin Coleman, to just 71 yards (162.5 avg.) in the win at Indiana. Helped a defensive unit that shut out the Indiana offense, as the Hoosiers scored their fewest points at home since 2006, via a defensive touchdown. Registered four tackles, including one for a loss, a fumble recovery and a pass break-up in the 30-13 win over Temple. Helped limit the Owls to just 61 rushing yards, marking the sixth time this season at Penn State has held an opponent to less than 70 yards on the ground. Helped hold Temple to just eight first downs, the fewest allowed by the Nittany Lions since Indiana State had eight in 2011. Was selected the coaches' Defensive Player of the Week vs. Temple. Recorded five tackles and a quarterback hurry for the defensive front that held Illinois to just 68 rushing yards, the seventh opponent to gain less than 70 yards on the ground. Helped hold the Illini to 2 of 16 on third down conversions and 16 points, the ninth opponent held under 17 points in regulation this year. Anchored a defensive front that held the Michigan State offense to 298 total yards, marking the first time all season that the Spartans were held to less than 300 yards of total offense.

**» JOHNSON'S CAREER STATISTICS**

	TK	UA-A	FR	FC	I	PBU	SACK	TFL
2013	27	14-13	1	0	0	0	1-5	3-10
2014	42	15-27	2	0	0	3	1-10	5-17
<b>Career</b>	<b>69</b>	<b>29-40</b>	<b>3</b>	<b>0</b>	<b>0</b>	<b>3</b>	<b>2-15</b>	<b>8-27</b>

**» JOHNSON'S 2014 GAME-BY-GAME**

*Tackles (Total-Solo-Assists)*  
UCF 3-2-1; Akron 4-2-2; Rutgers 1-0-1; UMass 2-2-0; Northwestern 5-1-4; Michigan 2-0-2; Ohio State 4-0-4; Maryland 6-3-3; Indiana 6-1-5; Temple 4-3-1; Illinois 5-1-4; Michigan State 0-0-0.



**RYAN KEISER**  
6-1 » 204 » Sr./Sr. » S  
Selinsgrove, Pa.

23



Elected a co-captain prior to the season. Made 11 career starts, including the last 10 games through Michigan. Was third on the squad with 25 tackles (17 solo) prior to suffering a season-ending injury in practice the week of the Ohio State game. Made one interception and two pass break-ups. Also served as the holder on all placements. Played in 42 of a possible 43 career games. Selected Capital One/CoSIDA Academic All-District® and was on the Academic All-America® ballot. Honored as the Penn State's Big Ten Sportsmanship award winner. Selected Academic All-Big Ten for the third time in his career. Is among the 17 Nittany Lions who have graduated and is the squad's lone married player.

Tied his career-high with seven stops vs. UCF, which ranked second-highest on the team. Made four stops in the win over Akron. Grabbed his first interception of the season on Rutgers' final drive to seal the 13-10 win in the Big Ten opener. Was his fourth career interception and third game-clinching pick (Illinois & at Wisconsin in 2013). Had three solo tackles and a pass break-up against the Scarlet Knights. Helped hold Rutgers to no points, three first downs and 95 yards in the second half and record five interceptions in the game. Collected three tackles and a pass break-up in the 48-7 win over UMass. Helped hold UMass to three rushing yards, the lowest total allowed by Penn State since Notre Dame had zero rushing yards in 2007. Registered six tackles against Northwestern. Logged two tackles at Michigan to lead a defensive unit that held the Wolverines to a Penn State opponent season-low 192 passing yards, tying their effort at Rutgers. Was injured in practice the week of the Ohio State game and will miss the rest of the season.

**» KEISER'S CAREER STATISTICS**

	TK	UA-A	FR	FC	I	PBU	SACK	TFL
2011	6	2-4	0	0	0	0	0-0	0-0
2012	5	3-2	0	0	0	0	0-0	0-0
2013	38	26-12	0	0	3	8	1-2	2-3
2014	25	17-8	0	0	1	2	0-0	0-0
<b>Career</b>	<b>74</b>	<b>48-26</b>	<b>0</b>	<b>0</b>	<b>4</b>	<b>10</b>	<b>1-2</b>	<b>2-3</b>

**» KEISER'S 2014 GAME-BY-GAME**

*Tackles (Total-Solo-Assists)*  
UCF 7-3-4; Akron 4-4-0; Rutgers 3-3-0; UMass 3-3-0; Northwestern 6-3-3; Michigan 2-1-1; Ohio State - DNP; Maryland - DNP; Indiana - DNP; Temple - DNP; Illinois - DNP; Michigan State - DNP.



**WENDY LAURENT**  
6-2 » 283 » Jr./So. » C  
Hamilton, N.J.

55



Has seen action in seven games this season, starting at center in three contests. Earned playing time at center in against Ohio State in crucial moments in the fourth quarter and overtime. Made his first career start against Maryland, earning the start at center and helping the Nittany Lions to five scoring drives. Started at center at Indiana and opened up holes for Bill Belton, who became Penn State's first 100-yard rusher of the season, picking up 137 yards on the ground. Helped Belton break a 92-yard run up the middle, the longest rushing score in school history by one player and tied for the ninth-longest in Big Ten history. Started at center against Temple, helping Penn State rush for a season-high 254 yards (5.4 avg.) against the Temple, including 130 yards from Akeel Lynch and 92 yards from Bill Belton, both of whom scored rushing touchdowns.



**EUGENE LEWIS**  
6-1 » 204 » Jr./So. » WR  
Wilkes-Barre, Pa.

7



Ranks 10th in the Big Ten with 55.8 receiving yards per game and has one touchdown grab. Is second on the team with 48 catches for 669 yards this season. Has appeared in all 12 games, with 10 starts this year and 15 career starts.

Caught a team season-long 79-yard touchdown pass from Christian Hackenberg in the third quarter vs. UCF, marking the longest career reception for the sophomore and tied for ninth-longest in Penn State history. Had career-highs in catches (eight) and receiving yards (173) vs. the Knights. His 173 receiving yards are tied for eighth-highest in school history. Lewis and teammate DaeSean Hamilton became the eighth pair of teammates to record 100-plus receiving yards in the same game and the first tandem to log 150-plus yards in the same game. Totaled a team-high 98 yards receiving on six catches vs. Akron, including a pivotal 28-yard catch on third-and-25 that led to a third quarter touchdown. Hauled in six passes for a team-high 109 yards in the comeback win at Rutgers. Delivered a 53-yard catch and run to put Penn State in scoring position on the game-winning drive in the final minutes. Four plays later, he hauled in a 23-yard pass on third-and-12 to give Penn State a first down at the Rutgers six-yard-line. Combined with DaeSean Hamilton to give Penn State multiple games with two receivers over 100 yards for the first time since 1994 (Bobby Engram and Freddie Scott, 3 times). Led the team with five catches and 82 receiving yards in the 48-7 victory over UMass. Made a spectacular sideline 38-yard catch at the UMass 10-yard line to set up a touchdown in the second quarter. Caught four passes for 33 yards against Northwestern and caught three passes for 17 yards at Michigan. Earned the start against Ohio State, catching one pass for 11 yards on the Nittany Lions' 77-yard game-tying drive late in regulation to force overtime. Led the team with 54 receiving yards against Maryland and was tied for the team lead with five receptions. Caught a team-high four passes for a team-best 39 yards in the win at Indiana. Made two catches for 15 yards in the 30-13 victory over Temple. Made one catch for nine yards at Illinois and had three receptions for 29 yards vs. No. 10 Michigan State.

**» LEWIS' CAREER STATISTICS**

	Rec-Yds	Avg.	TD	LG
2013	18-234	13.0	3	59
2014	48-669	13.9	1	79
<b>Career</b>	<b>66-903</b>	<b>13.7</b>	<b>4</b>	<b>79</b>



**BEN KLINE**  
6-2 » 243 » Sr./Jr. » LB  
Seven Valleys, Pa.

38



Was injured during a summer workout and has not played this season. Is the president of Penn State's Uplifting Athletes chapter, leading an effort that raised a Penn State record \$151,990 for the Kidney Cancer Association in 2013-14. On schedule to graduate in December, doing so in 3.5 years.

**» KLINE'S CAREER STATISTICS**

	TK	UA-A	FR	FC	I	PBU	SACK	TFL
2012	18	9-9	0	0	0	0	0-0	0-0
2013	18	9-9	0	0	0	1-8	1.5-10	
2014								Injured
<b>Career</b>	<b>36</b>	<b>18-18</b>	<b>0</b>	<b>0</b>	<b>0</b>	<b>1-8</b>	<b>1.5-10</b>	



» LEWIS' 2014 GAME-BY-GAME

Receiving (Receptions-Yards-TD)

UCF 8-173-1; Akron 6-98-0; Rutgers 6-109-0; UMass 5-82-0; Northwestern 4-33-0; Michigan 3-17-0; Ohio State 1-11-0; Maryland 5-54-0; Indiana 4-39-0; Temple 2-15-0; Illinois 1-9-0; Michigan State 3-29-0.



**JORDAN LUCAS**  
6-0 » 198 » Jr./Jr. » CB  
New Rochelle, N.Y.

**Named honorable-mention All-Big Ten.**

Has started 24 consecutive games over the past two seasons. Is tied for 13th in the Big Ten in passes defended (0.75 avg.). Is fourth on the squad with 51 tackles (32 solo), with one sack, nine pass break-ups and nine passes defended. A pre-season candidate for the Bednarik Award, which is given to the nation's Defensive Player of the Year, and the Jim Thorpe Award, presented to the nation's top defensive back.

Made two stops with three pass breakups in the win over UCF. Made a stop to force a three-and-out in the fourth quarter with Penn State leading, 20-17. Collected his second career sack for a loss of seven yards on the way to seven tackles in the 21-3 win over Akron. His sack halted the Zips' game-opening drive and forced a field goal attempt that went wide. Made three tackles in the win at Rutgers, helping hold the Scarlet Knights to no points, three first downs and 95 yards in the second half and record five interceptions in the game. Made three stops in the 48-7 win over UMass. Helped hold the Minutemen to three rushing yards, the lowest total allowed by Penn State since Notre Dame had zero rushing yards in 2007. Made two tackles against Northwestern. Recorded seven tackles and two pass break-ups at Michigan. The defensive unit held the Wolverines to a Penn State opponent season-low 192 passing yards, tying their effort at Rutgers. Made two stops in the double overtime game against No. 13 Ohio State. Broke up a pass deep in Penn State territory to help force the Buckeyes into a 49-yard field goal attempt in the second quarter. Helped hold Ohio State to 17 points and 256 yards in regulation. Registered four tackles to help a defense that held Maryland to 194 yards of total offense, well below the Terrapins' average of 373.9 entering the contest. The Nittany Lions allowed their fewest yards to a Big Ten opponent since Minnesota had 138 yards in 2009. Made five stops (four solo) and had a pass breakup to lead the secondary, helping hold Indiana to just 68 passing yards and 221 total yards in the win at Bloomington. Helped a defensive unit that shut out the Indiana offense, as the Hoosiers scored their fewest points at home since 2006, via a defensive touchdown. Made three solo tackles, including one tackle for a loss, in the 30-13 win over Temple. The Nittany Lions held the Owls to eight first downs on the day, the fewest for a Penn State opponent since Indiana State had eight in 2011. Logged six tackles, including two solo, as part of a defensive effort that held Illinois to just 68 rushing yards. Helped hold the Illini to 2 of 16 on third down conversions and 16 points, the ninth opponent held under 17 points in regulation this year. Registered seven tackles, including five solo, with a pass breakup for a defense that held the Michigan State offense to 298 total yards, marking the first time all season that the Spartans were held to less than 300 yards of total offense. Wore No. 23 against the Spartans in honor of senior safety Ryan Keiser, who suffered a season-ending injury the week of the Ohio State game.

» LUCAS' CAREER STATISTICS

	TK	UA-A	FR	FC	I	PBU	SACK	TFL
2012	1	1-0	0	0	0	0	0-0	0-0
2013	65	45-20	0	2	3	13	1-7	4.5-20
2014	51	32-19	0	0	0	9	1-2	3-4
<b>Career</b>	<b>117</b>	<b>78-39</b>	<b>0</b>	<b>2</b>	<b>3</b>	<b>22</b>	<b>2-9</b>	<b>7.5-24</b>

» LUCAS' 2014 GAME-BY-GAME

Tackles (Total-Solo-Assists)

UCF 2-1-1; Akron 7-6-1; Rutgers 3-2-1; UMass 3-2-1; Northwestern 2-0-2; Michigan 7-7-0; Ohio State 2-0-2; Maryland 4-1-3; Indiana 5-4-1; Temple 3-3-0; Illinois 6-2-4; Michigan State 7-5-2.



**AKEEL LYNCH**  
6-0 » 221 » Jr./So. » RB  
Toronto, Ontario

Has appeared in all 12 games with two starts, making his first career start vs. Maryland. Leads the squad with 603 rushing yards on 130 carries for a 4.6 average. Has scored four touchdowns and has a season-long carry of 47 yards. Has seven catches for 57 yards.

Had one carry for seven yards vs. UCF. Rushed for a team-high 45 yards on seven carries vs. Akron. Earned one carry at Rutgers. Carried the ball eight times for a team-high 82 yards in the 48-7 victory over UMass. Had a career-long 46-yard scamper on his first carry of the game in the first quarter, setting up a field goal. Scored his first touchdown of the season on a 15-yard run in the third quarter against the Minutemen. Earned one carry against Northwestern and hauled in an 11-yard reception for his first career catch. Carried the ball five times for 16 yards at Michigan. Tied his career-high with 13 carries against No. 13 Ohio State, gaining a team-high 38 yards on the ground. Also caught one pass for three yards in the double overtime thriller with the Buckeyes. Earned his first career start against Maryland, posting a career-high 21 carries and gaining 51 yards against the Terrapins. Started at Indiana and picked up 47 yards on 13 carries to help in the win over the Hoosiers. Scampered for a career-high 130 yards on 18 carries in the 30-13 win over Temple for his first 100-yard rushing game of the season and third of his career. Scored a touchdown in the third quarter against the Owls on a 38-yard run to give Penn State the lead for good. Was selected the coaches' Offensive Player of the Week vs. Temple. Totaled a career-high 28 rushes for a personal-best 137 yards at Illinois to earn his fourth career 100-yard rushing effort. Posted a career-long 47-yard touchdown run early in the fourth quarter that gave Penn State a 14-10 lead. Also caught a team-best two passes for a team-high 35 yards, for a career-high 172 all-purpose yards, at Illinois. Rushed for a team-high 51 yards on 14 carries (3.6 avg.) against Michigan State, scoring Penn State's lone touchdown on a three-yard carry in the third quarter. Caught two passes against the Spartans.

» LYNCH'S RUSHING STATISTICS

	Att-Yds	Avg.	TD	LG
2013	60-358	6.0	1	43
2014	130-603	4.6	4	47
<b>Career</b>	<b>190-961</b>	<b>5.1</b>	<b>5</b>	<b>47</b>

» LYNCH'S 2014 GAME-BY-GAME

Rushing (Carries-Yards-TD)

UCF 1-7-0; Akron 7-45-0; Rutgers 1-(-2)-0; UMass 8-81-1; Northwestern 1-2-0; Michigan 5-16-0; Ohio State 13-38-0; Maryland 21-51-0; Indiana 13-47-0; Temple 18-130-1; Illinois 28-137-1; Michigan State 14-51-1.

» LYNCH'S RECEIVING STATISTICS

	Rec-Yds	Avg.	TD	LG
2013	0-0	0.0	0	-
2014	7-57	8.1	0	16
<b>Career</b>	<b>7-57</b>	<b>8.1</b>	<b>0</b>	<b>16</b>

» LYNCH'S 2014 GAME-BY-GAME

Receiving (Receptions-Yards-TD)

UCF 0-0-0; Akron 0-0-0; Rutgers 0-0-0; UMass 0-0-0; Northwestern 1-11-0; Michigan 0-0-0; Ohio State 1-3-0; Maryland 0-0-0; Indiana 0-0-0; Temple 1-4-0; Illinois 2-35-0; Michigan State 2-4-0.



**BRENDAN MAHON**  
6-4 » 304 » So./Fr. » T  
Randolph, N.J.

Has started nine games this season for his first career starts. Helped the Nittany Lions to 511 yards of total offense, including a school record 454 yards passing by Christian Hackenberg. Helped the Nittany Lions total 425 yards of total offense against Akron, including 319 yards passing from Hackenberg, who broke the school record with 773 yards in consecutive games. Protected Hackenberg at Rutgers, helping him throw for 309 yards in the comeback win, as the Nittany Lions scored the game's final 13 points over the final 18:45. Helped Penn State to a season-high 228 rushing yards and five touchdowns on the ground, and a total of 464 yards, in the 48-7 win against UMass. Started against Northwestern, helping Hackenberg to his fourth 200-yard passing game (216 yards) of the season. Blocked for Hackenberg, who completed 31 passes for 224 yards, helping the Nittany Lions take No. 13 Ohio State to double-overtime. Earned the start at left guard against Maryland, helping the Nittany Lions to five scoring drives. Started at left guard at Indiana and opened up holes for Bill Belton, who became Penn State's first 100-yard rusher of the season, picking up 137 yards. He helped open a lane up the middle for Belton to break a 92-yard run, the longest rushing score in school history by one player and tied for the ninth-longest in Big Ten history. Mahon helped the Nittany Lions rush for a season-high 254 yards (5.4) and two rushing touchdowns in the 30-13 win over Temple.



**ANGELO MANGIRO**  
6-3 » 312 » Sr./Jr. » C  
Roxbury, N.J.

Has started every game this season, starting at three different positions for his first career starts. Has started nine games at center, two at right tackle and one at left guard. On schedule to graduate in December, doing so in 3.5 years. Selected Academic All-Big Ten for the third time in his career.

Helped the Nittany Lions to 511 yards of total offense, including a school record 454 yards passing by Christian Hackenberg. Blocked for a Nittany Lions team that totaled 425 yards of total offense against Akron, including 319 yards passing from Hackenberg, who broke the school record with 773 yards in consecutive games. Protected Hackenberg at Rutgers, helping him throw for 309 yards in the comeback win, as the Nittany Lions scored the game's final 13 points over the final 18:45. Helped Penn State to a season-high 228 rushing yards and five touchdowns on the ground, and a total of 464 yards, in the 48-7 win against UMass. Was selected the coaching staff's Offensive Player of the Week vs. the Minutemen. Started against Northwestern, helping Hackenberg to his fourth 200-yard passing game (216 yards) of the season. Blocked for Hackenberg, who completed 31 passes for 224 yards, helping the Nittany Lions take No. 13 Ohio State to double-overtime. Played center, guard and tackle vs. the Buckeyes due to an injury on the offensive line. With Donovan Smith injured for the Maryland game, Mangiro made his first career start at right tackle, helping the Nittany Lions to five scoring drives. Started at right tackle for the second consecutive game at Indiana and opened up holes for Bill Belton, who became Penn State's first 100-yard rusher of the season,



picking up 137 yards. Helped Belton break a 92-yard run, the longest rushing score in school history by one player and tied for the ninth-longest rush in Big Ten history. Mangiro started the Temple game at left guard, his third different starting position in four games. He helped Penn State rush for a season-high 254 yards (5.4 avg.) in the 30-13 win over the Owls, including 130 yards from Akeel Lynch and 92 yards from Bill Belton, both of whom scored a rushing touchdown. Started at center at Illinois and blocked for Lynch, helping him gain a career-best 137 rushing yards, including a touchdown on the ground.



**CARL NASSIB**  
6-6 » 263 » Sr./Jr. » DE  
West Chester, Pa.

95



Selected Academic All-Big Ten for the second time. Has appeared in all 12 games on defense and special teams. Has made seven tackles, with 3.5 tackles for a loss (minus-22), and a pass break-up. Recorded a pair of stops vs. Akron, including 0.5 sacks vs. the Zips. Made one tackle in a 13-10 victory at Rutgers. Helped a defense that held UMass to just three yards rushing, the lowest total allowed by Penn State since Notre Dame had zero rushing yards in 2007. Had one tackle for a six-yard loss in a series that saw No. 13 Ohio State lose eight yards late in the third quarter. Logged one tackle, including a half-sack for a three-yard loss, against Maryland. Recorded a 10-yard tackle for loss and forced a fumble in the win at Indiana. Helped a defensive unit that shut out the Indiana offense, as the Hoosiers scored their fewest points at home since 2006, via a defensive touchdown. Had one pass break-up in the 30-13 win over Temple to help a defense that held the Owls to eight first downs on the day, the fewest for a Penn State opponent since Indiana State had eight in 2011. Combined with Jason Cabinda for a tackle for a two-yard loss on Josh Ferguson at Illinois as part of a defensive effort that held Illinois to just 68 rushing yards, becoming the seventh opponent to rush for less than 70 yards this year. Helped limit the Illini to 2 of 16 on third down conversions and 16 points, the ninth opponent held under 17 points in regulation this year. Helped the defense hold the Michigan State offense to 298 total yards, marking the first time all season that the Spartans were held to less than 300 yards of total offense.

» NASSIB'S CAREER STATISTICS

	TK	UA-A	FR	FC	I	PBU	SACK	TFL
2013	12	11-1	0	1	0	1	1-8	2-25
2014	7	4-3	0	1	0	1	1-5	3.5-22
<b>Career</b>	<b>19</b>	<b>15-4</b>	<b>0</b>	<b>2</b>	<b>0</b>	<b>2</b>	<b>2-13</b>	<b>5.5-47</b>

» NASSIB'S 2014 GAME-BY-GAME

Tackles (Total-Solo-Assists)  
UCF 0-0-0; Akron 2-1-1; Rutgers 1-1-0; UMass 0-0-0; Northwestern 0-0-0; Michigan 0-0-0; Ohio State 1-1-0; Maryland 1-0-1; Indiana 1-1-0; Temple 0-0-0; Illinois 1-0-1; Michigan State 0-0-0.



**ANDREW NELSON**  
6-5 » 306 » So./Fr. » T  
Hershey, Pa.


59



Selected an Athlon Sports and Scout second-team Freshman All-American. Named to the BTN.com, ESPN.com and 247Sports Big Ten All-Freshman Teams.

Has started every game this season, his first career starts, with 10 starts at right tackle and two starts at left tackle. Was nominated for the Capital One/CoSIDA Academic All-America® team and earned Academic All-Big Ten honors for the first time.

Helped the Nittany Lions to 511 yards of total offense, including a school record 454 yards passing by Christian Hackenberg. Helped the Nittany Lions total 425 yards of total offense against Akron, including 319 yards passing from Hackenberg, who broke the school record with 773 yards in consecutive games. Protected Hackenberg at Rutgers, helping him throw for 309 yards in the comeback win, as the Nittany Lions scored the game's final 13 points over the final 18:45. Helped Penn State to a season-high 228 rushing yards and five touchdowns on the ground, and a total of 464 yards, in the 48-7 win against UMass. Started against Northwestern, helping Hackenberg to his fourth 200-yard passing game (216 yards) of the season. Blocked for Hackenberg, who completed 31 passes for 224 yards, helping the Nittany Lions take No. 13 Ohio State to double-overtime. With Donovan Smith not available against Maryland due to an injury, Nelson made his first career start at left tackle, helping the Nittany Lions to five scoring drives. Started at left tackle for the second straight game at Indiana and opened up holes for Bill Belton, who became Penn State's first 100-yard rusher of the season, picking up 137 yards. Helped Belton break a 92-yard run, the longest rushing score in school history by one player and tied for the ninth-longest rush in Big Ten history. Started at right tackle and was instrumental as Penn State rushed for a season-high 254 yards (5.4 avg.) in the 30-13 win over Temple, including 130 yards from Akeel Lynch and 92 yards from Bill Belton, both of whom scored a rushing touchdown. Started at right tackle at Illinois and helped Lynch gain a career-best 137 rushing yards, including a touchdown on the ground.



**C.J. OLANIYAN**  
6-3 » 259 » Sr./Sr. » DE  
Warren, Mich.

86



Elected a co-captain prior to the season. Has started the last 24 games and 25 overall in his career, tied for fifth-highest on the squad. Is fifth on the team with 5.5 tackles for loss (minus-24) and is third in sacks, with three for minus-19 yards. Has 39 tackles overall, one forced fumble and one fumble recovery.

Posted a pair of tackles, including a sack of Justin Holman for an 11-yard loss to end the first half vs. UCF. Helped hold UCF to 24 rushing yards on 29 attempts. Shared in two stops (one with Brandon Bell and one with Austin Johnson) behind the line of scrimmage vs. Akron. Helped hold the Zips to 69 rushing yards, giving Penn State consecutive games allowing less than 70 rushing yards for the first time since 2009. Recorded four tackles, including a two-yard sack, in the 13-10 win at Rutgers. Also forced a fumble against the Scarlet Knights for his first forced fumble of the season and fourth of his career. Helped hold Rutgers to no points, three first downs and 95 yards in the second half and record five interceptions in the game. Registered a pair of tackles, including one for a two-yard loss, in the 48-7 win over UMass. Helped a defense that held the Minutemen to just three yards rushing, the lowest total allowed by Penn State since Notre Dame had zero rushing yards in 2007. Had three tackles, including a half-tackle for a loss, versus Northwestern and made a pair of stops at Michigan. Registered a career-high nine tackles, including five stops for no gain, in the double overtime game against No. 13 Ohio State. His previous career mark was eight tackles against Michigan in 2013. Helped hold the Buckeyes to 17 points and 256 yards in regulation. Made one stop and recovered a fumble to help the defense hold Maryland to 194 yards of total offense, the fewest total yards allowed against a Big Ten opponent since Minnesota (138) in 2009. Posted seven tackles to help limit the nation's leading rusher, Tevin Coleman, to just 71 yards (162.5 avg.) in the win at Indiana. Helped a defensive unit that shut out the Indiana offense, as the Hoosiers scored their fewest points at home since 2006, via a defensive touchdown. Was selected

the coaches' Co-Defensive Player of the Week against the Hoosiers. Helped a defensive front that limited Temple to just 61 rushing yards, marking the sixth time this season at Penn State has held an opponent to less than 70 yards on the ground. Helped hold the Owls to just eight first downs, the fewest allowed by the Nittany Lions since Indiana State had eight in 2011. Made three tackles, including a sack for an eight-yard loss, as part of a defensive effort that held Illinois to just 68 rushing yards, the seventh opponent to gain less than 70 yards on the ground. Helped hold the Illini to 2 of 16 on third down conversions and 16 points, the ninth opponent held under 17 points in regulation this year. Made four tackles for a defense that held the Michigan State offense to 298 total yards, marking the first time all season that the Spartans were held to less than 300 yards of total offense.

» OLANIYAN'S CAREER STATISTICS

	TK	UA-A	FR	FC	I	PBU	SACK	TFL
2011	3	3-0	0	0	0	0	0-0	0-0
2012	15	6-9	0	0	0	2	1-10	1-10
2013	50	28-22	1	3	1	2	5-45	11-64
2014	39	14-25	1	1	0	0	3-19	5.5-24
<b>Career</b>	<b>107</b>	<b>51-56</b>	<b>2</b>	<b>4</b>	<b>1</b>	<b>4</b>	<b>9-74</b>	<b>17.5-98</b>

» OLANIYAN'S 2014 GAME-BY-GAME

Tackles (Total-Solo-Assists)  
UCF 2-2-0; Akron 2-0-2; Rutgers 4-3-1; UMass 2-1-1; Northwestern 3-0-3; Michigan 2-1-1; Ohio State 9-2-7; Maryland 1-0-1; Indiana 7-3-4; Temple 0-0-0; Illinois 3-2-1; Michigan State 4-0-4.



**DANIEL PASQUARIELLO**  
6-0 » 193 » Fr./Fr. » P  
Melbourne, Australia

92



Selected to the BTN.com, ESPN.com and 247Sports Big Ten All-Freshman teams.

Made his Nittany Lion debut in the win over UMass and has appeared in eight games this season, with five starts. Has punted 41 times for a 37.7-yard average, with a long of 63 yards and 11 punts downed inside the 20. He is one of nine true freshmen that have appeared in a game this season. Had two punts for a 43.5 average, with a long punt of 45 yards and one downed inside the 20-yard-line against the Minutemen. Had one punt for 40 yards against Northwestern. Booted four punts for an average of 31.5 yards against No. 13 Ohio State. Made his first start against Maryland and had eight punts for an average of 36.8 yards, with a kick of 47 yards. Had nine punts for a 37.3 average, with a long of 48 yards and five punts downed inside the 20-yard-line in the win at Indiana. Had five punts for a 38.0 average, including a kick of 49 yards, and two punts downed inside the 20-yard line in the 30-13 win over Temple. Punted seven times for a 39.1 average at Illinois, including another 49-yard punt. Also made his first career tackle against the Illini. Booted five punts for a 40.0-yard average, including a career-long 63-yard punt, against No. 10 Michigan State. The 63-yard punt was the longest by Penn State since Alex Butterworth's 66-yard boot against Michigan last season. Also pinned three punts inside the 20-yard line against the Spartans.

» PASQUARIELLO'S PUNTING STATISTICS

	P-Yds	Avg.	I-20	FC	50+	LG	BLK
2014	41-1547	37.7	11	11	1	63	0
<b>Career</b>	<b>41-1547</b>	<b>37.7</b>	<b>11</b>	<b>11</b>	<b>1</b>	<b>63</b>	<b>0</b>

» PASQUARIELLO'S 2014 GAME-BY-GAME

Punting (Punts-Yards-Average)  
UCF - DNP; Akron - DNP; Rutgers - DNP; ; UMass 2-87-43.5; Northwestern 1-40-40.0; Michigan DNP; Ohio State 4-126-31.5; Maryland 8-294-36.8; Indiana 9-336-37.3; Temple 5-190-38.0; Illinois 7-274-39.1; Michigan State 5-200-40.0.





**EVAN SCHWAN**  
6-6 » 253 » Jr./So. » DE  
Harrisburg, Pa.

94



Has appeared in all 12 games on defense and special teams. Has made six tackles (four solo). Made one solo tackle in the 26-24 win over UCF in Dublin. Posted two solo tackles in the 48-7 win over UMass. Helped a defense that held the Minutemen to just three yards rushing, the lowest total allowed by Penn State since Notre Dame had zero rushing yards in 2007. Made a career-high two tackles against Northwestern. Registered one tackle to force a punt late in the third quarter at Michigan. Helped a defensive front that limited Temple to just eight first downs and 61 rushing yards, marking the sixth time this season at Penn State has held an opponent to less than 70 yards on the ground.

» SCHWAN'S CAREER STATISTICS

	TK	UA-A	FR	FC	I	PBU	SACK	TFL
2013	4	1-3	0	0	0	0	0-0	0.5-0
2014	6	4-2	0	0	0	0	0-0	0-0
<b>Career</b>	<b>10</b>	<b>5-5</b>	<b>0</b>	<b>0</b>	<b>0</b>	<b>0</b>	<b>0-0</b>	<b>0-0</b>

» SCHWAN'S 2014 GAME-BY-GAME

*Tackles (Total-Solo-Assists)*  
UCF 1-1-0; Akron 0-0-0; Rutgers 0-0-0; UMass 2-2-0; Northwestern 2-0-2; Michigan 1-1-0; Ohio State 0-0-0; Maryland 0-0-0; Indiana 0-0-0; Temple 0-0-0; Illinois 0-0-0; Michigan State 0-0-0.



**GARRETT SICKELS**  
6-4 » 251 » So./Fr. » DE  
Red Bank, N.J.

90



Has played in all 12 games on defense and special teams. Has made nine tackles (six solo), with three tackles for loss and two sacks (minus-10).

Made two tackles, including his first career sack for a two-yard loss, in the 48-7 win over UMass. Helped a defense that held the Minutemen to three yards rushing, the lowest total allowed by Penn State since Notre Dame had zero rushing yards in 2007. Recorded one tackle versus Northwestern. Recorded a career-high three stops, including two tackles for a loss of 10 yards, against Maryland, including his second sack of the season for an eight-yard loss. Helped hold the Terps to 194 yards of total offense, the fewest yards Penn State has allowed in a Big Ten game since 2009 (Minnesota; 138). Recorded one tackle in the 13-7 win at Indiana and had one special teams tackle in the 30-13 win over Temple. Had one special teams tackle at Illinois.

» SICKELS' CAREER STATISTICS

	TK	UA-A	FR	FC	I	PBU	SACK	TFL
2014	9	6-3	0	0	0	0	2-10	3-12
<b>Career</b>	<b>9</b>	<b>6-3</b>	<b>0</b>	<b>0</b>	<b>0</b>	<b>0</b>	<b>2-10</b>	<b>3-12</b>

» SICKELS' 2014 GAME-BY-GAME

*Tackles (Total-Solo-Assists)*  
UCF 0-0-0; Akron 0-0-0; Rutgers 0-0-0; UMass 2-2-0; Northwestern 1-0-1; Michigan 0-0-0; Ohio State 0-0-0; Maryland 3-3-0; Indiana 1-1-0; Temple 1-0-1; Illinois 1-0-1; Michigan State 0-0-0.



**DONOVAN SMITH**  
6-5 » 348 » Sr./Jr. » T  
Owings Mills, Md.

76



Has started 10 games this season, missing two with an injury. Has started 30 career games, tied for the second-highest total on the team. Named to the Outland Trophy pre-season watch list, given to the nation's top interior lineman. On schedule to graduate in December, doing so in 3.5 years.

Helped the Nittany Lions to 511 yards of total offense, including a school record 454 yards passing by Christian Hackenberg in the win over UCF. Helped the Nittany Lions total 425 yards of total offense against Akron, including 319 yards passing from Hackenberg, who broke the school record with 773 yards in consecutive games. Protected Hackenberg at Rutgers, helping him throw for 309 yards in the comeback win, as the Nittany Lions scored the game's final 13 points over the final 18:45. Helped Penn State to a season-high 228 rushing yards and five touchdowns on the ground, and a total of 464 yards, in the 48-7 win against UMass. Started against Northwestern, helping Hackenberg to his fourth 200-yard passing game (216 yards) of the season. Blocked Hackenberg, who completed 31 passes for 224 yards, helping the Nittany Lions take No. 13 Ohio State to double-overtime. Did not play against Maryland or Indiana due to an injury, ending his streak of 11 consecutive starts. Started at left tackle and helped Penn State rush for a season-high 254 yards (5.4 avg.) in the 30-13 win over Temple, including 130 yards from Akeel Lynch and 92 yards from Bill Belton, both of whom scored rushing touchdowns. Helped pave the way for Lynch at Illinois, who gained a career-high 137 yards on the ground, including a 47-yard touchdown run.



**TYRONE SMITH**  
6-4 » 282 » Sr./Sr. » DT  
Pittsburgh, Pa.

88



Has played in all 12 games on defense and special teams. Has made six tackles. Helped a defense that held UMass to three yards rushing, the lowest total allowed by Penn State since Notre Dame had zero rushing yards in 2007, in the 48-7 win. Made one stop against Northwestern. Registered two tackles, including a half-sack for three yards, against Maryland, which gained just 194 yards in the contest. Made one tackle in the win at Indiana and had one tackle in the 30-13 win over Temple. Made a tackle for a one-yard loss with Jordan Lucas late in the third quarter at Illinois. On schedule to graduate in December.

» SMITH'S CAREER STATISTICS

	TK	UA-A	FR	FC	I	PBU	SACK	TFL
2013	5	3-2	0	0	0	0	0-0	1.5-6
2014	6	1-5	0	0	0	0	0.5-3	1-4
<b>Career</b>	<b>11</b>	<b>4-7</b>	<b>0</b>	<b>0</b>	<b>0</b>	<b>0</b>	<b>0.5-3</b>	<b>2.5-10</b>

» SMITH'S 2014 GAME-BY-GAME

*Tackles (Total-Solo-Assists)*  
UCF 0-0-0; Akron 0-0-0; Rutgers 0-0-0; UMass 0-0-0; Northwestern 1-0-1; Michigan 0-0-0; Ohio State 0-0-0; Maryland 2-0-2; Indiana 1-0-1; Temple 1-1-0; Illinois 1-0-1; Michigan State 0-0-0.



**DERON THOMPSON**  
5-10 » 207 » Sr./Jr. » RB  
Lititz, Pa.

36



Has played in eight games on special teams. Made his first career tackle against Northwestern. Also made a tackle on kickoff coverage against Michigan State. Was nominated for the Capital One/CoSIDA Academic All-America® team. Selected Academic All-Big Ten for the third time in his career. Is among the 17 players who have graduated.



**VON WALKER**  
5-11 » 213 » So./So. » LB  
Mill Hall, Pa.

25



Moved from running back to linebacker during 2014 spring practice and is a major contributor on special teams this season. Has played in 11 games and has made 12 tackles, with one tackle for loss. Made one tackle vs. Akron in the home opening 21-3 win. Also had a kickoff return for 35 yards to start the second half against the Zips. Made a season-high three tackles with one for a loss in the 48-7 win over UMass. Earned his first career start against Northwestern and tied his career high with three tackles, including two in one series. Knocked Ohio State's Jalin Marshall back for a five-yard loss on a punt return in the double overtime game against the 13th-ranked Buckeyes. Had one tackle versus Maryland and made two special teams stops in the 30-13 win over Temple. Logged a special teams tackle at Illinois. Selected Academic All-Big Ten for the first time.

» WALKER'S CAREER STATISTICS

	TK	UA-A	FR	FC	I	PBU	SACK	TFL
2013	4	3-1	0	0	0	0	0-0	0-0
2014	12	5-7	0	0	0	0	0-0	1-2
<b>Career</b>	<b>16</b>	<b>8-8</b>	<b>0</b>	<b>0</b>	<b>0</b>	<b>0</b>	<b>0-0</b>	<b>1-2</b>

» WALKER'S 2014 GAME-BY-GAME

*Tackles (Total-Solo-Assists)*  
UCF 0-0-0; Akron 1-1-0; Rutgers 0-0-0; UMass 3-0-3; Northwestern 3-0-3; Michigan 0-0-0; Ohio State 1-1-0; Maryland 1-1-0; Indiana - DNP; Temple 2-1-1; Illinois 1-1-0; Michigan State 0-0-0.



**NYEEM WARTMAN**  
6-1 » 238 » Jr./So. » LB  
Philadelphia, Pa.

5



Has started 11 games this season and has 19 career starts. Is second on the team and 36th in the Big Ten with 64 tackles (27 solo), with 3.5 tackles for loss, and an interception, which he returned 13 yards late in the win at Indiana.

Made six stops in the season-opening win vs. UCF. Had six tackles for the second-straight game in the 21-3 win over Akron. Registered three tackles, including one for a loss, in the win at Rutgers. Helped hold the Scarlet Knights to no points, three first downs and 95 yards in the second half and record five interceptions in the game. Collected five tackles, including three in one series, in the 48-7 win over UMass. Was selected the coaching staff's Defensive Player of the Week vs. the Minutemen. Helped a defense that held the Minutemen to just three yards rushing, the lowest total allowed by Penn State since Notre Dame had zero rushing




yards in 2007. Returned to the starting lineup after missing the Northwestern game to tally six tackles, including three stops for no gain, at Michigan. Made a career-high nine hits against No. 13 Ohio State to surpass his previous personal mark of eight stops against Michigan in 2013. Helped hold the Buckeyes to 17 points and 256 yards in regulation in the double overtime clash. Recorded two stops as part of a defense that held Maryland to just 194 yards, the fewest by a Big Ten opponent since Minnesota's 138 yards in 2009. Recorded eight tackles and his first career interception in the fourth quarter to help lead a defense that limited the nation's leading rusher, Tevin Coleman, to just 71 yards (162.5 avg.) in the win at Indiana. Returned the interception 13 yards to set-up a Sam Ficken field goal for a 13-7 lead with :55 to play. Helped a defensive unit that shut out the Indiana offense, as the Hoosiers scored their fewest points at home since 2006, via a defensive touchdown. Was selected the coaches' Co-Defensive Player of the Week against the Hoosiers. Made two tackles, including a half-tackle for a loss, in the 30-13 win over Temple for a defense that limited the Owls to just 61 rushing yards, marking the sixth time this season that Penn State has held an opponent to less than 70 yards on the ground. Helped hold Temple to just eight first downs, the fewest allowed by the Nittany Lions since Indiana State had eight in 2011. Collected nine tackles, including one for a three-yard loss, as part of a defensive effort that held Illinois to just 68 rushing yards, becoming the seventh team to rush for less than 70 yards vs. Penn State. Helped limit the Illini to 2 of 16 on third down conversions and 16 points, the ninth opponent held under 17 points in regulation this year. Logged eight tackles, including one for a loss, for a defense that held the Michigan State offense to 298 total yards, marking the first time all season that the Spartans were held to less than 300 yards of total offense.

**>> WARTMAN'S CAREER STATISTICS**

	TK	UA-A	FR	FC	I	PBU	SACK	TFL
2012	1	1-0	0	0	0	0	0-0	0-0
2013	32	17-15	0	1	0	4	1-4	2.5-8
2014	64	27-37	0	0	1	0	0-0	3.5-5
<b>Career</b>	<b>97</b>	<b>45-52</b>	<b>0</b>	<b>1</b>	<b>1</b>	<b>4</b>	<b>1-4</b>	<b>6-13</b>

**>> WARTMAN'S 2014 GAME-BY-GAME**

*Tackles (Total-Solo-Assists)*  
 UCF 6-1-5; Akron 6-3-3; Rutgers 3-2-1; UMass 5-5-0; Northwestern - DNP; Michigan 6-3-3; Ohio State 9-2-7; Maryland 2-1-1; Indiana 8-3-5; Temple 2-0-2; Illinois 9-4-5; Michigan State 8-3-5.



**BRENT WILKERSON**  
 6-3 >> 251 >> Jr./So. >> TE  
 Clinton, Md.

Has appeared in all 12 games on offense and special teams. Has made two catches for 18 yards. Made his Nittany Lion debut in the win over UCF after missing the 2013 season with an injury. Made the first two catches of his career against UMass, accumulating 18 yards. Scored his first career touchdown by hauling in an 11-yard pass at the end of the third quarter against the Minutemen.

**>> WILKERSON'S RECEIVING STATISTICS**

	Rec-Yds	Avg.	TD	LG
2014	2-18	9.0	1	11
<b>Career</b>	<b>2-18</b>	<b>9.0</b>	<b>1</b>	<b>11</b>

**>> WILKERSON'S 2014 GAME-BY-GAME**

*Receiving (Receptions-Yards-TD)*  
 UCF 0-0-0; Akron 0-0-0; Rutgers 0-0-0; UMass 2-18-1; Northwestern 0-0-0; Michigan 0-0-0; Ohio State 0-0-0; Maryland-0-0-0; Indiana 0-0-0; Temple 0-0-0; Illinois 0-0-0; Michigan State 0-0-0.



**TREVOR WILLIAMS**  
 6-1 >> 190 >> Jr./Jr. >> CB  
 Baltimore, Md.

**Named honorable-mention All-Big Ten.**

Has started 11 games this season and has made 19 career starts. Has made 24 tackles (20 solo), with two interceptions, four pass break-ups and a forced fumble. Is tied for third on the team with two interceptions.

Collected two tackles in the win over UCF. Had one pass break-up in the 21-3 win over Akron. Intercepted two passes in the win at Rutgers for his first career multi-interception game and had five solo tackles to earn Big Ten Defensive Player of the Week honors. Also was selected the coaching staff's Co-Defensive Player of the Week vs. the Scarlet Knights. The two picks were the most by a Nittany Lion since Michael Mauti's two interceptions in the win at Illinois on Sept. 29, 2012. The two picks vs. Rutgers also marked the first multi-interception game by a Penn State defensive back since safety Nick Sukay had two vs. Temple in 2010. Helped hold Rutgers to no points, three first downs and 95 yards in the second half and record five interceptions in the game. Made one tackle in the 48-7 win over UMass, helping hold the Minutemen to three rushing yards, the lowest total allowed by Penn State since Notre Dame had zero rushing yards in 2007. Made a tackle that forced Northwestern into a 44-yard field goal attempt, which missed wide right. He also teamed with Mike Hull for the tackle to force the Wildcats to turn the ball over on downs at the Penn State 3-yard line with a stop on a fake field goal in the first quarter. Finished with two tackles and a pass breakup against NU. Logged three tackles at Michigan to help pace a defensive unit that held the Wolverines to a Penn State opponent season-low 192 passing yards, tying their effort at Rutgers. Made three stops in the double overtime game against No. 13 Ohio State. Helped hold the Buckeyes to 17 points and 256 yards in regulation. Had two stops and a forced fumble versus Maryland. The 194 yards of total offense allowed against the Terps were the fewest total yards allowed by Penn State against a Big Ten opponent since Minnesota (138) in 2009. Made three tackles (two solo), including 1.5 tackles for a loss, to boost a secondary that held Indiana to just 68 passing yards and 221 total yards in the win at Bloomington. Helped a defensive unit that shut out the Indiana offense, as the Hoosiers scored their fewest points at home since 2006, via a defensive touchdown. Returned to the lineup after missing the Temple game to record two tackles and a pass break-up at Illinois. Helped hold the Illini to 2 of 16 on third down conversions and 16 points, the ninth opponent held under 17 points in regulation this year. Had one tackle and one pass break-up for a defensive unit that held the Michigan State offense to 298 total yards, marking the first time since October 2013 that the Spartans were held to less than 300 yards of total offense.

**>> WILLIAMS' DEFENSIVE STATISTICS**

	TK	UA-A	FR	FC	I	PBU	SACK	TFL
2013	24	17-7	0	0	2	8	0-0	0-0
2014	24	20-4	0	1	2	4	0-0	1.5-2
<b>Career</b>	<b>48</b>	<b>37-11</b>	<b>0</b>	<b>1</b>	<b>4</b>	<b>12</b>	<b>0-0</b>	<b>1.5-2</b>

**>> WILLIAMS' 2014 GAME-BY-GAME**

*Tackles (Total-Solo-Assists)*  
 UCF 2-2-0; Akron 0-0-0; Rutgers 5-5-0; UMass 1-1-0; Northwestern 2-1-1; Michigan 3-3-0; Ohio State 3-1-2; Maryland 2-2-0; Indiana 3-2-1; Temple - DNP; Illinois 2-2-0; Michigan State 1-1-0.



**GARY WOOTEN**  
 6-2 >> 238 >> Jr./So. >> LB  
 Miami, Fla.

Earned his first career start, at middle linebacker, against No. 10 Michigan State. Is the 16th different Nittany Lion to make his first career start this season (11 offensive, 5 defensive). Has appeared in 10 games at the middle linebacker position and on special teams. Has made 12 tackles, with 1.5 tackles for loss. Made his first tackle of the season in the 13-10 road win over Rutgers. Had three tackles, including 1.5 for a loss, in the 48-7 win over UMass. Helped a defense that held the Minutemen to three yards rushing, the lowest total allowed by Penn State since Notre Dame had zero rushing yards in 2007. Made one stop against Northwestern. Recorded two tackles in the 30-13 win over Temple. Had two tackles on a second-quarter drive at Illinois as part of a defensive effort that held the Illini to just 68 rushing yards. Logged three tackles in his first career start against No. 10 Michigan State as part of a defense that held the Michigan State offense to 298 total yards, marking the first time all season that the Spartans were held to less than 300 yards of total offense.

**>> WOOTEN'S CAREER STATISTICS**

	TK	UA-A	FR	FC	I	PBU	SACK	TFL
2013	6	3-3	0	0	0	0	0-0	0-0
2014	12	5-7	0	0	0	0	0-0	1.5-3
<b>Career</b>	<b>18</b>	<b>8-10</b>	<b>0</b>	<b>0</b>	<b>0</b>	<b>0</b>	<b>0-0</b>	<b>1.5-3</b>


**>> WOOTEN'S 2014 GAME-BY-GAME**

*Tackles (Total-Solo-Assists)*  
 UCF 0-0-0; Akron 0-0-0; Rutgers 1-1-0; UMass 3-1-2; Northwestern 1-1-0; Michigan 0-0-0; Ohio State 0-0-0; Maryland - DNP; Indiana 0-0-0; Temple 2-1-1; Illinois 2-0-2; Michigan State 3-1-2.



**TYLER YAZUJIAN**  
 6-0 >> 247 >> Jr./So. >> KS  
 Royersford, Pa.

Has handled all long snapping duties in all 12 games this season. Selected Capital One/CoSIDA Academic All-District® and was on the Academic All-America® ballot. Selected Academic All-Big Ten for the first time. Made one special teams tackle in the 30-13 win over Temple.



**MATT ZANELLATO**  
 6-3 >> 205 >> Sr./Jr. >> WR  
 Burke, Va.

Has appeared in eight games. Made a tackle on special teams at Michigan, the first of his career. Notched a tackle on kickoff coverage against Ohio State. Recorded a tackle on special teams against Maryland. On schedule to graduate in December, doing so in 3.5 years. Selected Academic All-Big Ten for the first time.





**ANTHONY ZETTEL**  
6-4 » 276 » Sr./Jr. » DT  
West Branch, Mich.



Selected an Athlon Sports fourth-team All-American. Named to the All-Big Ten first team by the coaches and media, as well as the ESPN.com and BTN.com All-Big Ten teams.

Zettel is the only FBS player in ranked in top 100 in interceptions and sacks per game. He is the first Penn State defensive lineman since at least 1959 with at least three interceptions in a season.

Moved from defensive end to defensive tackle this season. Leads the team with 15.0 tackles for loss (minus-65) and 8.0 sacks (minus-46). Is fourth in the Big Ten and 31st nationally in tackles for loss at 15.0 (1.3 avg.). Is tied for fourth in the Big Ten and 35th nationally in sacks (0.67 spg). Is tied for ninth on the squad with 36 tackles (23 solo), one fumble recovery, one forced fumble, five pass break-ups and eight passes defended. Is tied for the team lead and is tied for ninth in the Big Ten with three interceptions. Surpassed his season career-high in TFL, which he set in 2013. Has made 14 career starts, including every game this season. Is tied with Shane Conlan (16.0; 1983-86) for 15th on Penn State's all-time sacks list.

Was a fixture in the UCF backfield with personal-best three tackles for a loss, totaling 11 yards, en route to a career-high tying six total tackles. Also recorded a fumble recovery in the fourth quarter and notched a pass breakup in the third quarter against the Knights. Helped hold UCF to 24 rushing yards on 29 attempts. Was named the coaching staff's Defensive Player of the Week vs. UCF. Notched a sack for the second-straight game and finished with three tackles in the 21-3 win over Akron. His sack of quarterback Kyle Pohl was instrumental in halting a Zips drive and forcing a missed field goal attempt to open the game. Helped hold the Zips to 69 rushing yards, giving Penn State consecutive games allowing less than 70 rushing yards for the first time since 2009. Had four solo tackles, including a career-high tying three for a loss and one for no gain, in the 13-10 win at Rutgers. Selected Athlon Sports' Big Ten Player of the Week and the coaches' Co-Defensive Player of the Week. Among his three stops behind the line of scrimmage was his third sack of the season for a loss of eight yards, which came on first down during the final Rutgers drive of the game. Helped hold the Scarlet Knights to no points, three first downs and 95 yards in the second half and record five interceptions in the game. Helped a defense that held UMass to just three yards rushing, the lowest total allowed by Penn State since Notre Dame had zero rushing yards in 2007, in the 48-7 win. Collected four tackles against Northwestern. In a return to his home state of Michigan, pulled in his second career interception that led to a touchdown from Christian Hackenberg to DaeSean Hamilton. Both of his interceptions have come against the Wolverines with the first pick coming in the four OT win last season. Also registered two tackles and a pass breakup at Michigan. Grabbed his second interception of the season (third career) and returned it 40-yards for his first career touchdown to put Penn State on the board against No. 13 Ohio State. The pick-six was the first interception returned for a touchdown for the Nittany Lions since NaVorro Bowman had a 73-yard return against Indiana in 2009. The score was also the first defensive touchdown for Penn State since Mike Hull's 74-yard fumble return against Navy in 2012. He became the first defensive lineman with an interception return for a touchdown since Courtney Brown's 25-yard pick six of Purdue's Drew Brees on Oct. 24, 1999. Also recorded two tackles, including a three-yard sack, and one pass break-up in the double overtime game with the Buckeyes.

Helped hold Ohio State to 17 points and 256 yards in regulation. Made a stop for an eight-yard loss, forced a fumble and had a pass break-up against Maryland. Helped hold the Terps to 194 yards of total offense, the fewest by a Big Ten foe against Penn State since Minnesota had 138 yards in 2009. Had three solo tackles, including an eight-yard sack, for a defensive front that limited the nation's leading rusher, Tevin Coleman, to just 71 yards (162.5 avg.) in the win at Indiana. Helped a defensive unit that shut out the Indiana offense, as the Hoosiers scored their fewest points at home since 2006, via a defensive touchdown. Recorded three tackles, including a two-yard sack, in the 30-13 win over Temple. Helped limit Temple to just 61 rushing yards, marking the sixth time this season that an opponent finished with less than 70 yards on the ground. Helped hold Temple to just eight first downs, the fewest allowed by the Nittany Lions since Indiana State had eight in 2011. Posted an eight-yard sack among his three tackles at Illinois as part of a defensive effort that held the Illini to just 68 rushing yards, the seventh opponent to gain less than 70 yards on the ground. Helped limit the Illini to 2 of 16 on third down conversions and 16 points, the ninth opponent held under 17 points in regulation this year. Notched five tackles, including tying his career high with three for a loss, as part of a defensive unit that held the Michigan State offense to 298 total yards, marking the first time since October 2013 that the Spartans were held to less than 300 yards of total offense. Also grabbed his third interception of the season to become the first Penn State defensive lineman to have at least three interceptions in a season since at least 1959.

#### » ZETTEL'S CAREER STATISTICS

	TK	UA-A	FR	FC	I	PBU	SACK	TFL
2012	15	10-5	0	0	0	2	4-19	4-19
2013	16	11-5	0	0	1	2	4-32	6-43
2014	36	23-13	1	1	3	5	8-46	15-65
<b>Career</b>	<b>67</b>	<b>44-23</b>	<b>1</b>	<b>1</b>	<b>4</b>	<b>9</b>	<b>16-97</b>	<b>25-127</b>

#### » ZETTEL'S 2014 GAME-BY-GAME

Tackles (Total-Solo-Assists)

UCF 6-3-3; Akron 3-2-1; Rutgers 4-4-0; UMass 0-0-0; Northwestern 4-2-2; Michigan 2-1-1; Ohio State 2-1-1; Maryland 1-1-0; Indiana 3-3-0; Temple 3-1-2; Illinois 3-1-2; Michigan State 5-4-1.



**ZACH ZWINAK**  
6-1 » 233 » Gr./Sr. » RB  
Frederick, Md.



Ranks 15th on the Penn State career rushing list with 2,108 career yards. Gained 112 yards on 40 carries, scoring three touchdowns, before suffering a season-ending injury on the opening kickoff against Ohio State. Named to the pre-season Doak Walker Award Watch List.

Gained 32 yards on the ground, scoring Penn State's first touchdown of the 2014 campaign with a 1-yard burst against UCF. Became the 18th player in school history to eclipse the 2,000-yard barrier against the Knights. Picked up 30 yards on 10 carries vs. Akron. Picked up seven yards on two carries in the comeback win at Rutgers. Had nine carries against UMass, scoring a season-high two touchdowns. Became the 18th Nittany Lion to score 20 career rushing touchdowns (has 21). Had four carries against Northwestern, picking up eight yards. Rushed three times for seven yards at Michigan. Suffered a season-ending injury on the opening kickoff against No. 13 Ohio State. Is among the 17 Nittany Lions who have graduated.

#### » ZWINAK'S RUSHING STATISTICS

	Att-Yds	Avg.	TD	LG
2011	3-7	2.3	0	5
2012	203-1,000	4.9	6	50
2013	210-989	4.7	12	61
2014	40-112	2.8	3	18
<b>Career</b>	<b>456-2,108</b>	<b>4.6</b>	<b>21</b>	<b>61</b>

#### » ZWINAK'S 2014 GAME-BY-GAME

Rushing (Carries-Yards-TD)

UCF 12-32-1; Akron 10-30-0; Rutgers 2-7-0; UMass 9-28-2; Northwestern 4-8-0; Michigan 3-7-0; Ohio State 0-0-0; Maryland - DNP; Indiana - DNP; Temple - DNP; Illinois - DNP; Michigan State - DNP.

#### » ZWINAK'S RECEIVING STATISTICS

	Rec-Yds	Avg.	TD	LG
2011	0-0	0.0	0	-
2012	20-177	8.9	1	31
2013	3-27	9.0	0	19
2014	0-0	0.0	0	-
<b>Career</b>	<b>23-204</b>	<b>8.9</b>	<b>1</b>	<b>31</b>

#### » ZWINAK'S 2014 GAME-BY-GAME

Receiving (Receptions-Yards-TD)

UCF 0-0-0; Akron 0-0-0; Rutgers 0-0-0; UMass 0-0-0; Northwestern 0-0-0; Michigan 0-0-0; Ohio State 0-0-0; Maryland - DNP; Indiana - DNP; Temple - DNP; Illinois - DNP; Michigan State - DNP.



# PENN STATE GAME-BY-GAME

	vs. UCF	AKR	at RUT	UMASS	NW	at MICH	OSU	MARY	at IND	TEM	at ILL	MSU
<b>First Downs</b>	<b>26</b>	<b>27</b>	<b>19</b>	<b>23</b>	<b>14</b>	<b>16</b>	<b>20</b>	<b>16</b>	<b>15</b>	<b>19</b>	<b>15</b>	<b>16</b>
Rushing	7	7	4	11	3	7	5	4	6	13	8	4
Passing	14	16	13	11	9	8	11	10	7	5	5	11
Penalty	3	4	2	1	2	1	4	2	2	1	2	1
<b>Net Yards Rushing</b>	<b>57</b>	<b>106</b>	<b>64</b>	<b>228</b>	<b>50</b>	<b>54</b>	<b>16</b>	<b>42</b>	<b>162</b>	<b>254</b>	<b>172</b>	<b>38</b>
Rushing Attempts	28	31	33	45	25	35	31	41	37	47	47	22
Average Per Rush	2.0	3.4	1.9	5.1	2.0	1.5	0.5	1.0	4.4	5.4	3.7	1.7
Rushing Touchdowns	1	-	1	5	-	-	1	-	1	2	1	1
Yards Gained	86	130	91	247	79	106	60	97	207	273	209	65
Yards Lost	29	24	27	19	29	52	44	55	45	19	37	27
<b>Net Yards Passing</b>	<b>454</b>	<b>319</b>	<b>309</b>	<b>236</b>	<b>216</b>	<b>160</b>	<b>224</b>	<b>177</b>	<b>168</b>	<b>112</b>	<b>93</b>	<b>195</b>
Completions	32	22	25	18	22	21	31	18	12	12	8	21
Attempts	47	37	44	32	46	33	50	42	29	26	16	45
Interceptions	2	2	1	-	1	1	2	1	2	2	-	1
Yards Per Attempt	9.4	8.6	7.0	7.4	4.7	4.8	4.5	4.2	5.8	4.3	5.8	4.3
Yards Per Completion	14.2	14.5	12.4	13.1	9.8	7.6	7.2	9.8	14.0	9.3	11.6	9.3
Passing Touchdowns	1	3	-	1	-	1	1	1	-	-	1	-
<b>Total Offensive Yards</b>	<b>511</b>	<b>425</b>	<b>373</b>	<b>464</b>	<b>266</b>	<b>214</b>	<b>240</b>	<b>219</b>	<b>330</b>	<b>366</b>	<b>265</b>	<b>233</b>
Plays	75	68	77	77	71	68	81	83	66	73	63	67
Yards Per Play	6.8	6.2	4.8	6.0	3.7	3.1	3.0	2.6	5.0	5.0	4.2	3.5
<b>Fumbles-Lost</b>	<b>1-1</b>	<b>1-1</b>	<b>1-0</b>	<b>-</b>	<b>1-1</b>	<b>-</b>	<b>1-0</b>	<b>4-3</b>	<b>1-0</b>	<b>1-1</b>	<b>1-1</b>	<b>1-1</b>
<b>Penalties-Yards</b>	<b>9-90</b>	<b>3-25</b>	<b>5-40</b>	<b>6-52</b>	<b>4-35</b>	<b>5-23</b>	<b>4-42</b>	<b>8-64</b>	<b>7-55</b>	<b>5-45</b>	<b>5-34</b>	<b>4-35</b>
<b>Punts-Yards</b>	<b>1-41</b>	<b>5-244</b>	<b>8-217</b>	<b>3-122</b>	<b>7-250</b>	<b>5-167</b>	<b>8-276</b>	<b>8-294</b>	<b>9-336</b>	<b>5-190</b>	<b>7-274</b>	<b>5-200</b>
Yards Per Punt	41.0	48.8	27.1	40.7	35.7	33.4	34.5	36.8	37.3	38.0	39.1	40.0
Net Yards Per Punt	21.0	45.4	27.1	40.3	29.7	33.4	35.0	35.8	36.8	37.4	33.7	40.0
Inside 20	-	3	3	1	-	2	1	-	5	2	-	3
50+ Yard Kicks	-	3	-	-	1	-	-	-	-	-	-	1
Touchbacks	1	-	-	-	-	-	-	-	1	-	1	-
Fair Catch	-	-	2	2	4	3	1	1	5	-	2	2
<b>Kickoffs-Yards</b>	<b>6-366</b>	<b>4-247</b>	<b>4-246</b>	<b>9-576</b>	<b>3-191</b>	<b>5-270</b>	<b>4-246</b>	<b>6-366</b>	<b>4-233</b>	<b>6-380</b>	<b>3-160</b>	<b>3-180</b>
Yards Per Kickoff	61.0	61.8	61.5	64.0	63.7	54.0	61.5	61.0	58.2	63.3	53.3	60.0
Net Yards Per Kickoff	33.2	46.5	38.5	39.6	36.7	33.6	35.0	40.2	43.8	40.5	42.7	15.0
Touchbacks	1	1	2	8	1	2	1	2	-	2	1	-
<b>Punt Returns</b>	<b>2</b>	<b>1</b>	<b>1</b>	<b>2</b>	<b>2</b>	<b>1</b>	<b>2</b>	<b>3</b>	<b>1</b>	<b>1</b>	<b>1</b>	<b>-</b>
Yards	9	5	-	7	43	4	5	8	24	5	11	7
Touchdowns	-	-	-	-	-	-	-	-	-	-	-	-
Yards Per PR	4.5	5.0	-	3.5	21.5	4.0	2.5	2.7	24.0	5.0	11.0	7.0
<b>Kickoff Returns</b>	<b>5</b>	<b>2</b>	<b>2</b>	<b>1</b>	<b>4</b>	<b>2</b>	<b>2</b>	<b>4</b>	<b>1</b>	<b>3</b>	<b>1</b>	<b>5</b>
Yards	129	53	36	25	67	38	35	76	8	72	21	107
Touchdowns	-	-	-	-	-	-	-	-	-	-	-	-
Yards Per KR	25.8	26.5	18.0	25.0	16.8	19.0	17.5	19.0	8.0	24.0	21.0	21.4
<b>Interceptions</b>	<b>-</b>	<b>-</b>	<b>5</b>	<b>-</b>	<b>1</b>	<b>1</b>	<b>2</b>	<b>-</b>	<b>2</b>	<b>4</b>	<b>-</b>	<b>1</b>
Yards	-	-	3	-	2	5	52	-	13	61	-	7
Touchdowns	-	-	-	-	-	-	1	-	-	1	-	-
<b>Fumble Returns</b>	<b>-</b>	<b>-</b>	<b>-</b>	<b>1</b>	<b>-</b>	<b>-</b>	<b>-</b>	<b>-</b>	<b>-</b>	<b>-</b>	<b>-</b>	<b>-</b>
Yards	-	-	-	7	-	-	-	-	-	-	-	-
Touchdowns	-	-	-	-	-	-	-	-	-	-	-	-
<b>Miscellaneous Yards</b>	<b>-</b>	<b>-</b>	<b>-</b>	<b>-</b>	<b>-</b>	<b>-</b>	<b>-</b>	<b>-</b>	<b>-</b>	<b>-</b>	<b>-</b>	<b>-</b>
<b>Possession Times</b>	<b>34:07</b>	<b>30:39</b>	<b>33:23</b>	<b>37:32</b>	<b>29:37</b>	<b>31:00</b>	<b>25:36</b>	<b>32:13</b>	<b>31:05</b>	<b>35:42</b>	<b>32:51</b>	<b>25:05</b>
1st Quarter	9:49	5:45	9:17	8:57	6:02	11:17	6:33	9:14	7:11	11:07	10:33	6:08
2nd Quarter	8:02	5:28	5:37	7:46	9:14	5:27	4:52	9:56	7:14	9:66	8:12	7:31
3rd Quarter	8:04	10:50	9:28	10:35	9:08	6:32	4:38	7:47	7:35	7:06	8:26	7:29
4th Quarter	8:12	8:36	9:01	10:14	5:13	7:44	9:33	5:16	9:05	7:34	5:40	3:57
<b>3rd-Down Conversions</b>	<b>10-18</b>	<b>4-10</b>	<b>9-20</b>	<b>10-17</b>	<b>3-17</b>	<b>6-17</b>	<b>8-18</b>	<b>6-20</b>	<b>4-17</b>	<b>4-13</b>	<b>6-15</b>	<b>6-16</b>
<b>4th-Down Conversions</b>	<b>1-2</b>	<b>-</b>	<b>-</b>	<b>1-1</b>	<b>1-4</b>	<b>0-3</b>	<b>0-1</b>	<b>1-2</b>	<b>-</b>	<b>1-1</b>	<b>1-2</b>	<b>1-3</b>
<b>Red Zone Scoring</b>	<b>5-5</b>	<b>1-3</b>	<b>3-4</b>	<b>6-6</b>	<b>1-2</b>	<b>3-3</b>	<b>2-3</b>	<b>2-2</b>	<b>2-3</b>	<b>3-3</b>	<b>1-2</b>	<b>1-1</b>
Touchdowns	1	1	1	5	-	1	1	1	1	1	1	1
Field Goals	4	-	2	1	1	2	1	1	2	2	-	-
<b>Sacks By/Yards</b>	<b>2-(-17)</b>	<b>4-(-14)</b>	<b>3-(-19)</b>	<b>3-(-25)</b>	<b>1-(-13)</b>	<b>3-(-14)</b>	<b>3-(-19)</b>	<b>6-(-48)</b>	<b>1-(-8)</b>	<b>1-(-2)</b>	<b>2-(-14)</b>	<b>1-(-7)</b>
<b>PAT Kicks</b>	<b>2-2</b>	<b>3-3</b>	<b>1-1</b>	<b>6-6</b>	<b>-</b>	<b>1-1</b>	<b>3-3</b>	<b>1-1</b>	<b>1-1</b>	<b>3-3</b>	<b>2-2</b>	<b>1-1</b>
<b>Field Goals</b>	<b>4-4</b>	<b>-</b>	<b>2-3</b>	<b>2-2</b>	<b>2-3</b>	<b>2-2</b>	<b>1-1</b>	<b>4-4</b>	<b>2-3</b>	<b>3-4</b>	<b>-</b>	<b>1-2</b>
<b>Total Points</b>	<b>26</b>	<b>21</b>	<b>13</b>	<b>48</b>	<b>6</b>	<b>13</b>	<b>24</b>	<b>19</b>	<b>13</b>	<b>30</b>	<b>14</b>	<b>10</b>
Touchdowns Rushing	1	-	1	5	-	-	1	-	1	2	1	1
Touchdowns Passing	1	3	-	1	-	1	1	1	-	-	1	-
Touchdown Returns	-	-	-	-	-	-	-	-	-	-	-	-
Other Touchdowns	-	-	-	-	-	-	1	-	-	1	-	-
Safeties	-	-	-	-	-	-	-	-	-	-	-	-
Kick PAT/Attempts	2/2	3/3	1/1	6/6	-	1/1	3/3	1/1	1/1	3/3	2/2	1/2
2pt PAT/Attempts	-	-	-	-	-	-	-	-	-	-	-	-
Field Goals/Attempts	4/4	-	2/3	2/2	2/3	2/2	1/1	4/4	2/3	3/4	-	1/1



# OPPONENT GAME-BY-GAME

	vs. UCF	AKR	at RUT	UMASS	NW	at MICH	OSU	MARY	at IND	TEM	at ILL	MSU
<b>First Downs</b>	<b>11</b>	<b>17</b>	<b>15</b>	<b>13</b>	<b>17</b>	<b>12</b>	<b>19</b>	<b>15</b>	<b>13</b>	<b>8</b>	<b>16</b>	<b>18</b>
Rushing	1	4	7	5	3	5	14	5	9	4	5	6
Passing	8	12	8	7	14	7	4	7	2	4	8	11
Penalty	2	1	0	1	-	-	1	3	2	-	3	1
<b>Net Yards Rushing</b>	<b>24</b>	<b>69</b>	<b>102</b>	<b>3</b>	<b>103</b>	<b>64</b>	<b>219</b>	<b>33</b>	<b>153</b>	<b>61</b>	<b>68</b>	<b>118</b>
Rushing Attempts	29	25	31	28	38	31	57	30	40	20	27	41
Average Per Rush	0.8	2.8	3.3	0.1	2.7	2.1	3.8	1.2	3.8	3.0	2.5	2.9
Rushing Touchdowns	2	-	1	-	3	-	3	1	-	-	-	2
Yards Gained	51	89	125	59	121	86	255	109	183	69	91	139
Yards Lost	27	20	24	56	18	22	36	74	30	8	23	21
<b>Net Yards Passing</b>	<b>222</b>	<b>208</b>	<b>192</b>	<b>263</b>	<b>258</b>	<b>192</b>	<b>74</b>	<b>161</b>	<b>68</b>	<b>187</b>	<b>215</b>	<b>180</b>
Completions	12	24	15	17	21	16	12	18	13	17	26	13
Attempts	22	46	31	33	37	26	19	38	28	38	42	26
Interceptions	-	-	5	-	1	1	2	-	2	4	-	1
Yards Per Attempt	10.1	4.5	6.2	8.0	7.0	7.4	3.9	4.2	2.4	4.9	5.1	6.9
Yards Per Completion	18.5	8.7	12.8	15.5	12.3	12.0	6.2	8.9	2.5	11.0	8.3	13.8
Passing Touchdowns	1	-	-	1	-	1	1	1	-	1	1	1
<b>Total Offensive Yards</b>	<b>246</b>	<b>277</b>	<b>294</b>	<b>266</b>	<b>361</b>	<b>256</b>	<b>293</b>	<b>194</b>	<b>221</b>	<b>248</b>	<b>283</b>	<b>298</b>
Plays	51	71	62	61	75	57	76	68	68	58	69	67
Yards Per Play	4.8	3.9	4.7	4.4	4.8	4.5	3.9	2.9	3.2	4.3	4.1	4.4
<b>Fumbles-Lost</b>	<b>1-1</b>	<b>7-64</b>	<b>1-0</b>	<b>4-1</b>	<b>-</b>	<b>-</b>	<b>1-0</b>	<b>4-2</b>	<b>1-0</b>	<b>1-1</b>	<b>-</b>	<b>-</b>
<b>Penalties-Yards</b>	<b>8-47</b>	<b>9-75</b>	<b>4-30</b>	<b>8-75</b>	<b>3-30</b>	<b>8-70</b>	<b>6-89</b>	<b>10-82</b>	<b>10-69</b>	<b>3-30</b>	<b>5-30</b>	<b>3-126</b>
<b>Punts-Yards</b>	<b>4-185</b>	<b>7-331</b>	<b>7-272</b>	<b>5-191</b>	<b>6-223</b>	<b>5-219</b>	<b>6-270</b>	<b>11-487</b>	<b>11-404</b>	<b>5-205</b>	<b>8-330</b>	<b>3-126</b>
Yards Per Punt	46.2	47.3	38.9	38.2	37.2	43.8	45.0	44.3	36.7	41.0	41.2	42.0
Net Yards Per Punt	44.0	40.9	36.0	36.8	26.7	39.0	40.8	41.7	32.7	40.1	34.9	39.7
Inside 20	-	2	1	-	-	2	4	3	2	3	1	-
50+ Yard Kicks	2	2	1	-	-	1	1	1	-	-	1	-
Touchbacks	-	2	1	-	1	1	1	1	1	-	2	-
Fair Catch	2	3	4	1	-	1	2	3	6	3	1	1
<b>Kickoffs-Yards</b>	<b>5-306</b>	<b>2-130</b>	<b>3-173</b>	<b>2-130</b>	<b>6-384</b>	<b>5-320</b>	<b>4-257</b>	<b>5-317</b>	<b>2-130</b>	<b>4-246</b>	<b>4-249</b>	<b>7-459</b>
Yards Per Kickoff	61.2	65.0	57.7	65.0	64.0	64.0	64.2	63.4	65.0	61.5	62.2	65.6
Net Yards Per Kickoff	35.4	38.5	45.7	40.0	44.5	41.4	43.0	43.2	48.5	37.2	38.2	43.1
Touchbacks	-	-	-	1	2	3	2	1	1	1	3	2
<b>Punt Returns</b>	<b>-</b>	<b>3</b>	<b>-</b>	<b>1</b>	<b>1</b>	<b>-</b>	<b>3</b>	<b>5</b>	<b>3</b>	<b>1</b>	<b>2</b>	<b>-</b>
Yards	-	17	-	1	42	-	(-4)	8	(-15)	3	18	-
Touchdowns	-	-	-	-	-	-	-	-	-	-	-	-
Yards Per PR	-	5.7	-	1.0	42.0	-	(-1.8)	1.6	(-5.0)	3.0	9.0	-
<b>Kickoff Returns</b>	<b>5</b>	<b>2</b>	<b>2</b>	<b>1</b>	<b>2</b>	<b>2</b>	<b>3</b>	<b>4</b>	<b>3</b>	<b>4</b>	<b>1</b>	<b>3</b>
Yards	142	36	42	20	56	52	81	75	58	87	7	135
Touchdowns	-	-	-	-	-	-	-	-	-	-	-	1
Yards Per KR	28.4	18.0	21.0	20.0	28.0	26.0	27.0	18.8	19.3	21.8	7.0	45.0
<b>Interceptions</b>	<b>2</b>	<b>2</b>	<b>1</b>	<b>-</b>	<b>1</b>	<b>1</b>	<b>2</b>	<b>1</b>	<b>2</b>	<b>2</b>	<b>-</b>	<b>1</b>
Yards	-	52	26	-	49	4	-	7	47	72	-	-
Touchdowns	-	-	-	-	1	-	-	-	1	-	-	-
<b>Fumble Returns</b>	<b>-</b>	<b>-</b>	<b>-</b>	<b>-</b>	<b>-</b>	<b>-</b>	<b>-</b>	<b>-</b>	<b>-</b>	<b>-</b>	<b>-</b>	<b>-</b>
Yards	-	-	-	-	-	-	-	-	-	-	-	-
Touchdowns	-	-	-	-	-	-	-	-	-	-	-	-
<b>Miscellaneous Yards</b>	<b>-</b>	<b>-</b>	<b>-</b>	<b>-</b>	<b>(-20)</b>	<b>-</b>	<b>-</b>	<b>-</b>	<b>14</b>	<b>-</b>	<b>-</b>	<b>-</b>
<b>Possession Times</b>	<b>25:53</b>	<b>29:21</b>	<b>26:37</b>	<b>22:28</b>	<b>30:23</b>	<b>29:00</b>	<b>34:24</b>	<b>27:47</b>	<b>28:55</b>	<b>24:18</b>	<b>27:09</b>	<b>34:66</b>
1st Quarter	5:11	9:15	5:43	6:03	8:58	3:43	8:27	5:46	7:49	3:53	4:27	8:52
2nd Quarter	6:58	9:32	9:23	7:14	5:46	9:33	10:08	5:04	7:46	5:05	6:48	7:29
3rd Quarter	6:56	4:10	5:32	4:25	5:52	8:28	10:22	7:13	7:25	7:54	6:34	7:31
4th Quarter	6:48	6:24	5:59	4:46	9:47	7:16	5:27	9:44	5:55	7:26	9:20	11:03
<b>3rd-Down Conversions</b>	<b>5-13</b>	<b>5-17</b>	<b>5-14</b>	<b>3-13</b>	<b>7-17</b>	<b>6-15</b>	<b>7-18</b>	<b>1-14</b>	<b>3-17</b>	<b>3-16</b>	<b>2-16</b>	<b>9-16</b>
<b>4th-Down Conversions</b>	<b>1-2</b>	<b>0-2</b>	<b>0-1</b>	<b>1-4</b>	<b>0-2</b>	<b>0-1</b>	<b>1-2</b>	<b>-</b>	<b>0-1</b>	<b>0-1</b>	<b>-</b>	<b>-</b>
<b>Red Zone Scoring</b>	<b>4-5</b>	<b>1-3</b>	<b>2-2</b>	<b>0-1</b>	<b>4-6</b>	<b>1-2</b>	<b>5-5</b>	<b>3-3</b>	<b>-</b>	<b>2-2</b>	<b>4-4</b>	<b>4-4</b>
Touchdowns	3	-	1	-	3	-	4	2	-	-	1	3
Field Goals	1	1	1	-	1	1	1	1	-	2	3	1
<b>Sacks By/Yards</b>	<b>2-(-17)</b>	<b>1-(-8)</b>	<b>5-(-17)</b>	<b>2-(-10)</b>	<b>4-(-20)</b>	<b>6-(-40)</b>	<b>5-(-35)</b>	<b>5-(-40)</b>	<b>5-(-23)</b>	<b>2-(-7)</b>	<b>2-(-20)</b>	<b>3-(-26)</b>
<b>PAT Kicks</b>	<b>3-3</b>	<b>-</b>	<b>1-1</b>	<b>1-1</b>	<b>2-4</b>	<b>1-1</b>	<b>4-4</b>	<b>2-2</b>	<b>1-1</b>	<b>1-1</b>	<b>1-1</b>	<b>4-4</b>
<b>Field Goals</b>	<b>1-1</b>	<b>1-2</b>	<b>1-1</b>	<b>0-1</b>	<b>1-2</b>	<b>3-3</b>	<b>1-2</b>	<b>2-2</b>	<b>0-1</b>	<b>2-3</b>	<b>3-4</b>	<b>2-3</b>
<b>Total Points</b>	<b>24</b>	<b>3</b>	<b>10</b>	<b>7</b>	<b>29</b>	<b>18</b>	<b>31</b>	<b>20</b>	<b>7</b>	<b>13</b>	<b>16</b>	<b>34</b>
Touchdowns Rushing	2	-	1	-	3	-	3	1	-	-	-	2
Touchdowns Passing	1	-	-	1	-	1	1	1	-	1	1	1
Touchdown Returns	-	-	-	-	-	-	-	-	-	-	-	1
Other Touchdowns	-	-	-	-	1	-	-	-	1	-	-	-
Safeties	-	-	-	-	-	1	-	-	-	-	-	-
Kick PAT/Attempts	3/3	-	1/1	1/1	2/4	1/1	4/4	2/2	1/1	1/1	1/1	4/4
2pt PAT/Attempts	-	-	-	-	-	-	-	-	-	-	-	-
Field Goals/Attempts	1/1	1/2	1/1	0/1	1/2	3/3	1/2	2/2	0/1	2/3	3/4	2/3





# OFFENSIVE PLAYER GAME-BY-GAME

## RUSHING (Attempts-Yards-TD)

	vs. UCF	AKR	at RUT	UMASS	NW	at MICH	OSU	MARY	at IND	TEM	at ILL	MSU
Bars, Brad	-	-	-	-	-	-	-	-	-	-	1-32-0	-
Belton, Bill	10-16-0	9-36-0	15-36-1	7-76-2	8-25-0	14-69-0	9-8-1	8-14-0	16-137-1	19-92-1	6-6-0	1-3-0
Chiappialle, Cole	-	-	-	16-35-0	1-10-0	DNP	DNP	-	-	2-15-0	3-8-0	-
Godwin, Chris	-	-	-	-	-	-	-	-	-	-	-	2-1-0
Hackenberg, Christian	5-2-0	2-1-0	12-18-0	5-8-0	11-5-0	10-(-34)-0	8-(-27)-0	11-(-22)-0	8-(-22)-0	5-10-0	3-(16)-0	5-(-17)-0
Haley, Grant	-	-	-	-	-	1-(-2)-0	-	-	-	-	-	-
Hamilton, DaeSean	-	1-1-0	1-9-0	-	-	1-1-0	1-(-3)-0	-	-	1-10-0	3-14-0	-
Lewis, Eugene	-	-	-	-	-	-	-	-	-	-	1-1-0	-
Lynch, Akeel	1-7-0	7-45-0	1-(-2)-0	8-81-1	1-2-0	5-16-0	13-38-0	21-56-0	13-47-0	18-130-1	28-137-1	14-52-1
Zwinak, Zach	12-32-1	10-30-0	2-7-0	9-28-2	4-8-0	3-7-0	-	DNP	DNP	DNP	DNP	DNP

## RECEIVING (Catches-Yards-TD)

	vs. UCF	AKR	at RUT	UMASS	NW	at MICH	OSU	MARY	at IND	TEM	at ILL	MSU
Belton, Bill	1-13-0	2-49-1	4-52-0	-	4-15-0	4-26-0	2-5-0	-	-	1-6-0	1-9-0	1-12-0
Blacknall, Saeed	-	-	-	2-21-0	1-5-0	-	4-34-1	-	1-11-0	-	-	1-9-0
Carter, Kyle	2-21-0	1-23-0	2-13-0	1-6-0	-	1-7-0	1-4-0	2-21-0	-	-	-	3-28-0
Gesicki, Mike	1-9-0	1-11-0	1-7-0	-	1-6-0	2-10-0	1-3-0	-	1-28-0	-	1-7-0	2-33-0
Godwin, Chris	2-13-0	1-12-0	3-22-0	2-18-0	1-14-0	1-17-0	3-16-0	1-12-0	2-25-0	2-31-0	1-18-1	-
Hamilton, DaeSean	11-165-0	7-69-0	8-103-0	4-65-0	6-100-0	7-58-1	14-126-0	5-42-0	2-33-0	4-26-0	1-6-0	6-55-0
James, Jesse	7-60-0	2-57-2	1-3-0	2-26-0	3-32-0	3-25-0	4-22-0	5-48-1	2-32-0	2-30-0	1-9-0	3-25-0
Lewis, Eugene	8-173-1	6-98-0	6-109-0	5-82-0	4-33-0	3-17-0	1-11-0	5-54-0	4-39-0	2-15-0	1-9-0	3-29-0
Lynch, Akeel	-	-	-	-	1-11-0	-	1-3-0	-	-	1-4-0	2-16-0	2-4-0
Wilkerson, Brent	-	-	-	2-18-1	-	-	-	-	-	-	-	-

## PASSING

### Bill Belton

	Comp.	Att.	Yds.	TD	INT
vs. UCF	-	-	-	-	-
AKRON	-	1	-	-	-
at Rutgers	-	-	-	-	-
UMASS	-	-	-	-	-
N'WESTERN	-	1	-	-	-
at Michigan	-	1	-	-	-
OHIO STATE	-	-	-	-	-
MARYLAND	-	-	-	-	-
at Indiana	-	-	-	-	-
TEMPLE	-	-	-	-	-
at Illinois	-	-	-	-	-
MICH STATE	-	-	-	-	-

### D.J. Crook

	Comp.	Att.	Yds.	TD	INT
vs. UCF	-	-	-	-	-
AKRON	-	-	-	-	-
at Rutgers	-	-	-	-	-
UMASS	6	9	57	1	-
N'WESTERN	-	-	-	-	-
at Michigan	-	-	-	-	-
OHIO STATE	-	-	-	-	-
MARYLAND	-	-	-	-	-
at Indiana	-	-	-	-	-
TEMPLE	-	-	-	-	-
at Illinois	-	-	-	-	-
MICH STATE	-	-	-	-	-

### Christian Hackenberg

	Comp.	Att.	Yds.	TD	INT
vs. UCF	32	47	454	1	2
AKRON	22	36	319	3	2
at Rutgers	25	44	309	-	1
UMASS	12	23	179	-	-
N'WESTERN	22	45	216	-	1
at Michigan	21	32	160	1	1
OHIO STATE	31	49	224	1	2
MARYLAND	18	42	177	1	1
at Indiana	12	29	168	-	2
TEMPLE	12	26	112	-	2
at Illinois	8	16	93	1	-
MICH STATE	21	45	195	-	1



## TACKLES GAME-BY-GAME

## TACKLES (UA-A-Total)

	vs. UCF	AKR	at RUT	UMASS	NW	at MICH	OSU	MARY	at IND	TEM	at ILL	MSU
Allen, Marcus	-	-	-	2-0-2	1-0-1	1-0-1	4-7-11	6-5-11	5-1-6	2-0-2	8-1-9	4-5-9
Amos, Adrian	1-0-1	2-1-3	2-0-2	1-1-2	2-1-3	2-0-2	3-4-7	0-1-1	4-1-5	3-0-3	2-2-4	2-1-3
Apke, Troy	DNP	DNP	DNP	DNP	DNP	DNP	DNP	-	1-0-1	1-0-1	-	-
Barnes, Deion	1-3-4	2-2-4	2-0-2	-	3-3-6	3-4-7	1-6-7	2-2-4	1-2-3	1-0-1	1-0-1	1-1-2
Barney, Tarow	DNP	0-1-1	-	1-0-1	0-1-1	1-0-1	-	0-1-1	-	0-2-2	-	-
Bars, Brad	1-1-2	-	1-0-1	-	0-1-1	1-0-1	0-1-1	1-0-1	1-0-1	-	1-0-1	0-1-1
Bell, Brandon	1-0-1	2-2-4	1-0-1	2-1-3	0-2-2	2-1-3	5-8-13	2-3-5	5-1-6	1-4-5	DNP	DNP
Belton, Bill	-	-	-	-	-	-	-	1-0-1	-	-	-	-
Cabinda, Jason	DNP	DNP	DNP	DNP	3-5-8	-	-	0-2-2	1-0-1	-	2-3-5	DNP
Campbell, Christian	DNP	DNP	1-0-1	0-1-1	2-0-2	-	-	1-0-1	1-0-1	3-0-3	-	DNP
Chiapialle, Cole	-	-	-	-	-	DNP	DNP	-	1-0-1	-	-	-
Cothran, Curtis	DNP	DNP	DNP	1-0-1	DNP	DNP	DNP	DNP	DNP	DNP	DNP	DNP
Cothren, Parker	-	0-1-1	2-0-2	3-0-3	-	2-0-2	0-1-1	-	-	1-0-1	0-1-1	-
Davis, Da'Quan	2-1-3	-	-	-	DNP	DNP	DNP	DNP	DNP	DNP	DNP	DNP
Della Valle, Jesse	1-0-1	1-0-1	-	1-1-2	2-1-3	-	2-2-4	0-1-1	1-0-1	0-2-2	3-0-3	1-1-2
Dudas, Jordan	-	-	-	DNP	-	-	-	1-0-1	1-0-1	DNP	DNP	0-1-1
Ficken, Sam	1-0-1	-	-	-	1-0-1	-	-	-	-	-	-	-
Gesicki, Mike	-	-	-	-	-	-	-	1-0-1	-	-	-	-
Golden, Malik	1-0-1	3-1-4	0-1-1	0-1-1	-	-	-	-	DNP	DNP	DNP	DNP
Hackenberg, Christian	-	1-0-1	-	-	-	-	-	-	-	-	-	-
Haffner, Jack	1-0-1	1-0-1	-	-	DNP	DNP	DNP	DNP	-	-	-	-
Haley, Grant	-	1-1-2	1-0-1	3-0-3	1-0-1	-	1-1-2	3-0-3	2-0-2	0-3-3	-	0-1-1
Hamilton, DaeSean	-	-	-	-	-	-	-	-	-	1-0-1	-	-
Hull, Mike	4-7-11	8-3-11	6-3-9	5-1-6	9-7-16	8-3-11	7-12-19	5-4-9	4-5-9	4-6-10	7-3-10	7-6-13
Johnson, Austin	2-1-3	2-2-4	0-1-1	2-0-2	1-4-5	0-2-2	0-4-4	3-3-6	1-5-6	3-1-4	1-4-5	-
Keiser, Ryan	3-4-7	4-0-4	3-0-3	3-0-3	3-3-6	1-1-2	DNP	DNP	DNP	DNP	DNP	DNP
Lucas, Jordan	1-1-2	6-1-7	2-1-3	2-1-3	0-2-2	7-0-7	0-2-2	1-3-4	4-1-5	3-0-3	2-4-6	5-2-7
Lynch, Akeel	-	-	1-0-1	-	-	-	2-0-2	-	-	1-0-1	-	-
Nassib, Carl	-	1-1-2	1-0-1	-	-	-	1-0-1	0-1-1	1-0-1	-	0-1-1	-
Olaniyan, C.J.	2-0-2	0-2-2	3-1-4	1-1-2	0-3-3	1-1-2	2-7-9	0-1-1	3-4-7	-	2-1-3	0-4-4
Pasquariello, Daniel	DNP	DNP	DNP	-	-	DNP	-	-	-	-	0-1-1	-
Schwan, Evan	1-0-1	-	-	2-0-2	0-2-2	1-0-1	-	-	-	-	-	-
Sickels, Garrett	-	-	-	2-0-2	0-1-1	-	-	3-0-3	1-0-1	0-1-1	0-1-1	-
Smith, Tyrone	-	-	-	-	0-1-1	-	-	0-2-2	0-1-1	1-0-1	0-1-1	-
Thompson, Deron	-	-	-	-	0-1-1	-	-	DNP	DNP	DNP	DNP	0-1-1
Walker, Von	-	1-0-1	-	0-3-3	0-3-3	-	1-0-1	1-0-1	DNP	1-1-2	1-0-1	-
Wartman, Nyeem	1-5-6	3-3-6	2-1-3	5-0-5	DNP	3-3-6	2-7-9	1-1-2	3-5-8	0-2-2	4-5-9	3-5-8
Williams, Trevor	2-0-2	-	5-0-5	1-0-1	1-1-2	3-0-3	1-2-3	2-0-2	2-1-3	DNP	2-0-2	1-0-1
Wooten, Gary	-	-	1-0-1	1-2-3	1-0-1	-	-	DNP	-	1-1-2	0-2-2	1-2-3
Yazujian, Tyler	-	-	-	-	-	-	-	-	-	0-1-1	-	-
Zanellato, Matt	DNP	-	-	-	-	1-0-1	0-1-1	1-0-1	DNP	DNP	DNP	DNP
Zettel, Anthony	3-3-6	2-1-3	4-0-4	-	2-2-4	1-1-2	1-1-2	1-0-1	3-0-3	1-2-3	1-2-3	4-1-5
Zwinak, Zach	-	-	1-0-1	-	-	-	-	DNP	DNP	DNP	DNP	DNP



## TFL & SACKS GAME-BY-GAME

### TACKLES (TFL (Sacks))

	vs. UCF	AKR	at RUT	UMASS	NW	at MICH	OSU	MARY	at IND	TEM	at ILL	MSU
Allen, Marcus	-	-	-	-	-	-	-	1.0 (1.0)	1.0 (-)	-	-	-
Amos, Adrian	-	-	1.0 (-)	-	-	-	-	-	-	1.0 (-)	0.5 (-)	-
Barnes, Deion	1.0 (-)	1.0 (-)	1.0 (1.0)	-	1.0 (1.0)	1.0 (1.0)	1.5 (1.0)	2.0 (2.0)	-	1.0 (-)	1.0 (-)	1.0 (-)
Barney, Tarow	DNP	-	-	1.0 (1.0)	-	1.0 (1.0)	-	-	-	0.5 (-)	-	-
Bars, Brad	-	-	-	-	-	-	-	-	1.0 (-)	-	1.0 (-)	-
Bell, Brandon	1.0 (-)	0.5 (-)	-	1.0 (1.0)	-	-	1.0 (1.0)	1.0 (-)	2.0 (-)	0.5 (-)	DNP	DNP
Cabinda, Jason	DNP	DNP	DNP	DNP	-	-	-	-	-	-	0.5 (-)	DNP
Campbell, Christian	DNP	DNP	-	-	-	-	-	-	1.0 (-)	-	-	-
Cothran, Curtis	DNP	DNP	DNP	1.0 (-)	DNP	DNP	DNP	DNP	DNP	DNP	DNP	DNP
Cothren, Parker	-	0.5 (0.5)	-	1.0 (-)	-	1.0 (-)	-	-	-	-	-	-
Golden, Malik	-	-	-	0.5 (-)	-	-	-	-	DNP	DNP	DNP	DNP
Hull, Mike	0.5 (-)	1.0 (1.0)	-	-	1.0 (-)	2.0 (1.0)	2.5 (-)	-	1.5 (-)	0.5 (-)	-	1.5 (-)
Johnson, Austin	0.5 (-)	0.5 (-)	-	1.0 (-)	0.5 (-)	-	-	1.0 (1.0)	-	1.0 (-)	0.5 (-)	-
Lucas, Jordan	-	1.0 (1.0)	-	-	-	-	-	-	-	1.0 (-)	0.5 (-)	0.5 (-)
Nassib, Carl	-	0.5 (0.5)	-	-	-	-	1.0 (-)	0.5 (0.5)	1.0 (-)	-	0.5 (-)	-
Olaniyan, C.J.	1.0 (1.0)	1.0 (-)	1.0 (1.0)	1.0 (-)	0.5 (-)	-	-	-	-	-	1.0 (1.0)	-
Sicklels, Garrett	-	-	-	1.0 (1.0)	-	-	-	2.0 (1.0)	-	-	-	-
Smith, Tyrone	-	-	-	-	-	-	-	0.5 (0.5)	-	-	0.5 (-)	-
Walker, Von	-	-	-	1.0 (-)	-	-	-	-	DNP	-	-	-
Wartman, Nyeem	-	-	1.0 (-)	-	DNP	-	-	-	-	0.5 (-)	1.0 (-)	1.0 (-)
Williams, Trevor	-	-	-	-	-	-	-	-	1.5 (-)	DNP	-	-
Wooten, Gary	-	-	-	1.5 (-)	-	-	-	DNP	-	-	-	-
Zettel, Anthony	3.0 (1.0)	1.0 (1.0)	3.0 (1.0)	-	-	-	1.0 (1.0)	1.0 (-)	1.0 (1.0)	1.0 (1.0)	1.0 (1.0)	3.0 (1.0)
<b>TOTAL</b>	<b>7.0 (2.0)</b>	<b>7.0 (4.0)</b>	<b>7.0 (3.0)</b>	<b>10.0 (3.0)</b>	<b>3.0 (1.0)</b>	<b>5.0 (3.0)</b>	<b>7.0 (3.0)</b>	<b>9.0 (6.0)</b>	<b>10.0 (1.0)</b>	<b>7.0 (1.0)</b>	<b>8.0 (2.0)</b>	<b>7.0 (1.0)</b>

## FUMBLES GAME-BY-GAME

### FUMBLES (#-Lost)

	vs. UCF	AKR	at RUT	UMASS	NW	at MICH	OSU	MARY	at IND	TEM	at ILL	MSU
Belton, Bill	-	-	-	-	-	-	-	-	-	1-1	-	-
Godwin, Chris	1-1	-	-	-	-	-	-	-	-	-	-	-
Hackenberg, Christian	-	-	1-0	-	1-1	-	-	3-2	1-0	-	-	1-1
Haley, Grant	-	-	-	-	-	-	-	1-1	-	-	-	-
Hamilton, DaeSean	-	-	-	-	-	-	1-0	-	-	-	-	-
Lynch, Akeel	-	-	-	-	-	-	-	-	-	-	1-1	-
TEAM	-	1-1	-	-	-	-	-	-	-	-	-	-

### FORCED FUMBLES

	vs. UCF	AKR	at RUT	UMASS	NW	at MICH	OSU	MARY	at IND	TEM	at ILL	MSU
Barnes, Deion	-	-	-	-	-	-	-	1	-	-	-	-
Barney, Tarow	DNP	-	-	1	-	-	-	-	-	-	-	-
Hull, Mike	-	-	-	1	-	-	-	-	-	-	-	-
Nassib, Carl	-	-	-	-	-	-	-	-	1	-	-	-
Olaniyan, C.J.	-	-	1	-	-	-	-	-	-	-	-	-
Williams, Trevor	-	-	-	-	-	-	-	1	-	DNP	-	-
Zettel, Anthony	-	-	-	-	-	-	-	1	-	-	-	-

### FUMBLES RECOVERED

	vs. UCF	AKR	at RUT	UMASS	NW	at MICH	OSU	MARY	at IND	TEM	at ILL	MSU
Hull, Mike	-	-	-	-	-	-	-	1	-	-	-	-
Johnson, Austin	-	-	-	1	-	-	-	-	-	1	-	-
Olaniyan, C.J.	-	-	-	-	-	-	-	1	-	-	-	-
Zettel, Anthony	1	-	-	-	-	-	-	-	-	-	-	-



# KICKING & PUNTING GAME-BY-GAME

## KICKOFFS

Season	KO	Total Yards	TB	OB	Kick Avg.	Rtrns	Rtn Yds	Yds/Rtn
Ficken	57	3,461	21	2	60.7	32	791	24.7

Season	KO	Total Yards	TB	OB	Kick Avg.	Rtrns	Rtn Yds	Yds/Rtn
vs. UCF	6	366	1	-	61.0	5	142	28.4
AKRON	4	247	1	1	61.8	2	36	18.0
at Rutgers	4	246	2	-	61.5	2	42	21.0
UMASS	9	576	8	-	64.0	1	20	20.0
N'WESTERN	3	191	1	-	63.7	2	56	28.0
at Michigan	5	270	2	-	54.0	2	52	28.0
OHIO STATE	4	246	1	-	61.5	3	81	27.0
MARYLAND	6	366	2	-	61.0	4	75	18.7
at Indiana	4	233	-	-	58.2	3	58	19.3
TEMPLE	6	380	2	-	63.3	4	87	21.8
at Illinois	3	160	1	1	53.3	1	7	7.0
MICH STATE	3	180	-	-	60.0	3	135	45.0

## PUNTING

Game	No	Total Yds	Avg	Long	FC	I20	50+	Blk
Pasquariello	41	1,547	37.7	63	11	11	1	-
Gulla	28	1,045	37.3	53	11	9	4	1
Hackenberg	1	5	5.0	5	-	-	-	-

Game	No	Total Yds	Avg	Long	FC	I20	50+	Blk
vs. UCF	1	41	41.0	41	-	-	-	-
AKRON	5	244	48.8	53	-	3	3	-
at Rutgers	8	217	27.1	40	2	3	-	1
UMASS	3	122	40.7	45	2	1	-	-
N'WESTERN	7	250	35.7	52	4	-	1	-
at Michigan	5	167	33.4	42	3	2	-	-
OHIO STATE	8	276	34.5	45	1	1	-	-
MARYLAND	8	294	36.8	47	1	-	-	-
at Indiana	9	336	37.3	48	5	5	-	-
TEMPLE	5	190	38.0	49	-	2	-	-
at Illinois	7	274	39.1	49	2	-	-	-
MICH STATE	5	200	40.0	63	2	3	1	-

## REDZONE RECAP

### PENN STATE

Opponent	Series	Result	Pct.
vs. UCF	5	TD, 4 FG	100%
AKRON	3	TD, 2 INT	33%
at Rutgers	4	1 TD, 2 FG, 1 FG Blocked	75%
UMASS	6	5 TD, 1 FG	100%
N'WESTERN	2	1 FG, 1 FG Blocked	50%
at Michigan	3	1 TD, 2 FG	100%
OHIO STATE	3	1 TD, 1 FG, Downs	67%
MARYLAND	2	1 TD, 1 FG	100%
at Indiana	3	2 FG, 1 FG Blocked	67%
TEMPLE	3	1 TD, 2 FG	100%
at Illinois	2	1 TD, 1 Downs	50%
MICH STATE	1	1 TD	100%
<b>TOTAL</b>	<b>30/37</b>	<b>14 TD, 16 FG</b>	<b>81%</b>
<b>2 INT, 3 FG Blocked, 2 Downs</b>			

### OPPONENT

Opponent	Series	Result	Pct.
vs. UCF	5	3 TD, 1 FG, 1 Downs	80%
AKRON	3	1 FG, 1 Missed FG, 1 Downs	33.3%
at Rutgers	2	1 TD, 1 FG	100%
UMASS	1	1 Downs	--
N'WESTERN	6	3 TD, 1 FG, 2 Downs	66%
at Michigan	2	1 FG, End of Game	50%
OHIO STATE	5	4 TD, 1 FG	100%
MARYLAND	3	2 TD, 1 FG	100%
at Indiana	--	--	--
TEMPLE	2	2 FG	100%
at Illinois	4	1 TD, 3 FG	100%
MICH STATE	4	3 TD, 1 FG	100%
<b>TOTAL</b>	<b>30/37</b>	<b>17 TD, 13 FG</b>	<b>81%</b>
<b>5 Downs, 1 Missed FG, 1 End of Game</b>			

## GAME LEADERS

Opponent	Rushing Attempts	Rushing Yards	Receptions	Receiving Yards	All Purpose Yards	Tackles
vs. UCF	Zwinak - 12	Zwinak - 32	Hamilton - 11	Lewis - 173	Lewis - 173	Hull - 11
AKRON	Zwinak - 10	Lynch - 45	Hamilton - 7	Lewis - 98	Lewis - 98	Hull - 11
at Rutgers	Belton - 15	Belton - 36	Hamilton - 8	Lewis - 109	Hamilton - 112	Hull - 9
UMASS	Chiappialle - 16	Lynch - 81	Lewis - 5	Lewis - 82	Lewis - 82	Hull - 6
NORTHWESTERN	Hackenberg - 11	Belton - 25	Hamilton - 6	Hamilton - 100	Hamilton - 100	Hull - 16
at Michigan	Belton - 14	Belton - 65	Hamilton - 7	Hamilton - 58	Belton - 95	Hull - 11
OHIO STATE	Lynch - 13	Lynch - 38	Hamilton - 14	Hamilton - 126	Hamilton - 123	Hull - 19
MARYLAND	Lynch - 21	Lynch - 51	Three Players Tied - 5	Lewis - 54	Haley - 76	Allen - 11
at Indiana	Belton - 16	Belton - 137	Lewis - 4	Lewis - 39	Belton - 137	Hull - 9
TEMPLE	Belton - 19	Lynch - 130	Hamilton - 4	Godwin - 31	Lynch - 134	Hull - 10
at Illinois	Lynch - 28	Lynch - 137	Lynch - 2	Lynch - 35	Lynch - 172	Hull - 10
MICH STATE	Lynch - 14	Lynch - 51	Hamilton - 6	Hamilton - 55	Haley - 107	Hull - 13



## SEASON SUPERLATIVES

## PENN STATE INDIVIDUAL

<b>Rushes:</b>	28, Lynch, Akeel at Illinois; 11/22
<b>Yards Rushing:</b>	137, 2x Last Lynch, Akeel at Illinois; 11/22
<b>Rushing TD:</b>	2, Belton, Bill & Zwinak, Zach UMASS; 9/20
<b>Long Rush:</b>	92, Belton, Bill at Indiana; 11/8
<b>Pass Attempts:</b>	49, Hackenberg, Christian OHIO STATE; 10/25
<b>Pass Completions:</b>	32, Hackenberg, Christian vs UCF; 8/30
<b>Yards Passing:</b>	454, Hackenberg, Christian vs UCF; 8/30
<b>TD Passes:</b>	3, Hackenberg, Christian AKRON; 9/6
<b>Long Pass:</b>	79, Hackenberg, Christian vs UCF; 8/30
<b>Receptions:</b>	14, Hamilton, DaeSean OHIO STATE; 10/25
<b>Yards Receiving:</b>	173, Lewis, Eugene vs UCF; 8/30
<b>TD Receptions:</b>	2, James, Jesse AKRON; 9/6
<b>Long Reception:</b>	79, Lewis, Eugene vs UCF; 8/30
<b>Field Goals:</b>	4, 2x Last Ficken, Sam MARYLAND; 11/1
<b>Long Field Goal:</b>	50, Ficken, Sam TEMPLE; 11/15
<b>Punts:</b>	9, Pasquariello, Daniel at Indiana; 11/8
<b>Punting Avg:</b>	48.8, Gulla, Chris AKRON; 9/6
<b>Long Punt:</b>	63, Pasquariello, Daniel MICHIGAN STATE; 11/29
<b>Punts Inside 20:</b>	5, Pasquariello, Daniel at Indiana; 11/8
<b>Long Punt Return:</b>	41, Della Valle, Jesse NORTHWESTERN; 9/27
<b>Long Kickoff Return:</b>	44, Haley, Grant vs UCF; 8/30
<b>Tackles:</b>	19, Hull, Mike OHIO STATE; 10/25
<b>Sacks:</b>	2.0, Barnes, Deion MARYLAND; 11/1
<b>Tackles For Loss:</b>	3.0, Zettel, Anthony 3x Last MICHIGAN STATE; 11/29
<b>Interceptions:</b>	2, Williams, Trevor at Rutgers; 9/13

## PENN STATE TEAM

	Highs	Lows
<b>Rushes</b>	47, TEMPLE, 11/15	22, MICHIGAN STATE; 11/29
<b>Yards Rushing</b>	273, TEMPLE, 11/15	16, OHIO STATE; 10/25
<b>Yards Per Rush</b>	5.4, TEMPLE, 11/15	0.5, OHIO STATE; 10/25
<b>Rushing TD</b>	5, UMASS, 9/20	0, 4x Last MARYLAND; 11/1
<b>Pass Attempts</b>	50, OHIO STATE; 10/25	15, at Illinois, 11/22
<b>Pass Completions</b>	32, vs UCF; 8/30	8, at Illinois, 11/22
<b>Yards Passing</b>	454, vs UCF; 8/30	93, at Illinois, 11/22
<b>Yards Per Pass</b>	9.7, vs UCF; 8/30	4.2, MARYLAND; 11/1
<b>TD Passes</b>	3, AKRON, 9/6	0, 5x Last MICHIGAN STATE; 11/29
<b>Total Plays</b>	83, MARYLAND; 11/1	63, at Illinois, 11/22
<b>Total Offense</b>	511, vs UCF; 8/30	214, at Michigan; 10/11
<b>Yards Per Play</b>	6.8, vs UCF; 8/30	2.6, MARYLAND; 11/1
<b>Points</b>	48, UMASS, 9/20	6, N'WESTERN; 9/27
<b>Sacks By</b>	6, MARYLAND, 11/1	1, 4x Last MICHIGAN STATE; 11/29
<b>First Downs</b>	27, AKRON, 9/6	14, N'WESTERN; 9/27
<b>Penalties</b>	9, vs UCF; 8/30	3, AKRON, 9/6
<b>Penalty Yards</b>	90, vs UCF; 8/30	23, at Michigan; 10/11
<b>Turnovers</b>	4, MARYLAND, 11/1	0, 2x Last at Illinois, 11/22
<b>Interceptions By</b>	5, at Rutgers; 9/13	0, 4x Last at Illinois, 11/22
<b>Punts</b>	9, at Indiana; 11/8	1, vs UCF; 8/30
<b>Punting Avg</b>	48.8, AKRON, 9/6	27.1, at Rutgers; 9/13
<b>Long Punt</b>	63, MICHIGAN STATE; 11/29	40, at Rutgers; 9/13
<b>Punts Inside 20</b>	5, at Indiana; 11/8	0, 4x Last at Illinois, 11/22
<b>Long Punt Return</b>	41, N'WESTERN; 9/27	0, at Rutgers; 9/13

## OPPONENT INDIVIDUAL

<b>Rushes:</b>	30, Langford, Jeremy, Michigan State; 11/29
<b>Yards Rushing:</b>	118, Langford, Jeremy, Michigan State; 11/29
<b>Rushing TD:</b>	3, Siemian, Trevor, Northwestern; 9/27
<b>Long Rush:</b>	25, Gardner, Devin, Michigan; 10/11
<b>Pass Attempts:</b>	46, Pohl, Kyle, Akron; 9/6
<b>Pass Completions:</b>	24, Pohl, Kyle, Akron; 9/6
<b>Yards Passing:</b>	263, Frohnapfel, Blake, UMass; 9/20
<b>TD Passes:</b>	1, 8x Last Cook, Connor, Michigan State; 11/29
<b>Long Pass:</b>	77, Frohnapfel, Blake, UMass; 9/20
<b>Receptions:</b>	11, Dudek, Mike, Illinois; 11/22
<b>Yards Receiving:</b>	115, Dudek, Mike, Illinois; 11/22
<b>TD Receptions:</b>	1, 8x Last Lippett, Tony, Michigan State; 11/29
<b>Long Reception:</b>	77, Sharpe, Tajae, UMass; 9/20
<b>Field Goals:</b>	3, 2x Last Reisner, David, Illinois; 11/22
<b>Long Field Goal:</b>	49, Nuernberger, Sean, Ohio State; 10/25
<b>Punts:</b>	11, 2x Last Toth, Erich, Indiana; 11/8
<b>Punting Avg:</b>	47.3, Paul, Zach, Akron; 9/6
<b>Long Punt:</b>	71, DuVernois, Justin, Illinois; 11/22
<b>Punts Inside 20:</b>	4, Johnston, Cameron, Ohio State; 10/25
<b>Long Punt Return:</b>	42, Shuler, Miles, Northwestern; 9/27
<b>Long Kickoff Return:</b>	90, Shelton, R.J., Michigan State; 11/29
<b>Tackles:</b>	18, Perry, Joshua, Ohio State; 10/25
<b>Sacks:</b>	2.5, Bosa, Joey, Ohio State; 10/25
<b>Tackles For Loss:</b>	3.0, Ryan, Jake, Michigan; 10/11
<b>Interceptions:</b>	1, 15x Last Waynes, Trae, Michigan State; 11/29

## OPPONENT TEAM

	Highs	Lows
<b>Rushes</b>	57, OHIO STATE; 10/25	20, TEMPLE, 11/15
<b>Yards Rushing</b>	219, OHIO STATE; 10/25	3, UMASS, 9/20
<b>Yards Per Rush</b>	3.8, 2x Last at Indiana; 11/8	0.1, UMASS, 9/20
<b>Rushing TD</b>	3, 2x Last OHIO STATE; 10/25	0, 6x Last at Illinois, 11/22
<b>Pass Attempts</b>	46, AKRON, 9/6	19, OHIO STATE; 10/25
<b>Pass Completions</b>	26, at Illinois, 11/22	12, 2x Last OHIO STATE; 10/25
<b>Yards Passing</b>	263, UMASS, 9/20	68, at Indiana; 11/8
<b>Yards Per Pass</b>	10.1, UCF; 8/30	2.4, at Indiana; 11/8
<b>TD Passes</b>	1, 8x Last MICHIGAN STATE; 11/29	0, 4x Last at Indiana; 11/8
<b>Total Plays</b>	76, OHIO STATE; 10/25	51, UCF; 8/30
<b>Total Offense</b>	361, N'WESTERN; 9/27	196, MARYLAND; 11/1
<b>Yards Per Play</b>	4.8, 2x Last N'WESTERN; 9/27	2.9, MARYLAND; 11/1
<b>Points</b>	34, MICHIGAN STATE; 11/29	3, AKRON, 9/6
<b>Sacks By</b>	6, at Michigan; 10/11	1, AKRON, 9/6
<b>First Downs</b>	19, OHIO STATE; 10/25	8, TEMPLE, 11/15
<b>Penalties</b>	10, 2x Last TEMPLE, 11/15	3, 2x Last at Illinois, 11/22
<b>Penalty Yards</b>	89, MARYLAND; 11/1	30, 4x Last MICHIGAN STATE; 11/29
<b>Turnovers</b>	5, 2x Last TEMPLE, 11/15	0, 2x Last at Illinois, 11/22
<b>Interceptions By</b>	2, 5x Last TEMPLE, 11/15	0, 2x Last at Illinois, 11/22
<b>Punts</b>	11, 2x Last at Indiana; 11/8	4, UCF; 8/30
<b>Punting Avg</b>	47.3, AKRON, 9/6	36.7, at Indiana; 11/8
<b>Long Punt</b>	71, at Illinois, 11/22	41, 2x Last N'WESTERN; 9/27
<b>Punts Inside 20</b>	4, OHIO STATE; 10/25	0, 4x Last MICHIGAN STATE; 11/29
<b>Long Punt Return</b>	42, N'WESTERN; 9/27	0, at Michigan; 10/11



## SCORING DRIVES

Game	Plays	Yards	Time	Result	Qtr.	Game	Plays	Yards	Time	Result	Qtr.
<b>Scoring Play</b>						<b>Scoring Play</b>					
<b>vs. UCF (6)</b>	10	80	5:07	TD	1	<b>MARYLAND (5)</b>	9	36	4:04	FG	1
Zwinak 1 yd run (Ficken kick)						Ficken field goal (47 yards)					
	15	75	6:00	FG	2						
Ficken field goal (22 yards)						Ficken field goal (25 yards)	13	49	6:15	FG	2
	5	43	1:56	FG	3						
Ficken field goal (33 yards)							7	16	1:34	FG	2
	3	72	1:38	TD	3	Ficken field goal (46 yards)					
Hackenberg to Lewis 79yd pass (Ficken kick)	10	58	4:44	FG	4		8	51	2:55	TD	3
Ficken field goal (24 yards)						Hackenberg to James 8 yd pass (Ficken kick)					
	8	55	1:08	FG	4		8	33	2:47	FG	4
Ficken field goal (36 yards)						Ficken field goal (48 yards)					
<b>AKRON (3)</b>	4	58	1:40	TD	1	<b>at Indiana (3)</b>	1	92	0:20	TD	2
Hackenberg to Belton 22yd pass (Ficken kick)	10	79	5:26	TD	3	Belton 92 yd run (Ficken kick)					
	2	60	0:25	TD	4		9	39	3:49	FG	3
Hackenberg to James 13yd pass (Ficken kick)						Ficken field goal (27 yards)					
	2	60	0:25	TD	4		5	13	1:31	FG	4
Hackenberg to James 44yd pass (Ficken kick)						Ficken field goal (28 yards)					
<b>at Rutgers (3)</b>	13	72	5:18	FG	3	<b>TEMPLE (6)</b>	12	64	6:59	FG	1
Ficken field goal (32 yards)						Ficken field goal (29 yards)					
	9	68	3:42	FG	4		9	55	0:53	FG	2
Ficken field goal (25 yards)						Ficken field goal (50 yards)					
	6	80	1:49	TD	4		2	75	0:37	TD	3
Belton 5 yd run (Ficken kick)						Lynch 38 yd run (Ficken kick)					
<b>UMASS (8)</b>	15	53	5:30	FG	1		1	8	0:03	TD	3
Ficken field goal (42 yards)						Belton 8 yd run (Ficken kick)					
	5	45	2:37	FG	1		-	-	-	TD	4
Ficken field goal (40 yards)						Haley INT return (Ficken kick)					
	8	69	3:07	TD	2	Ficken field goal (21 yards)	6	20	2:26	FG	4
Belton 24 yd run (Ficken kick)											
	2	20	0:12	TD	2	<b>at Illinois (2)</b>	9	52	4:49	TD	1
Belton 20 yd run (Ficken kick)						Hackenberg to Godwin 18 yd pass (Ficken kick)					
	6	64	3:02	TD	2		8	77	4:14	TD	4
Zwinak 5 yd run (Ficken kick)						Lynch 47 yd run (Ficken kick)					
	5	56	1:25	TD	2	<b>MICHIGAN STATE (2)</b>	5	17	2:16	FG	2
Zwinak 1 yd run (Ficken kick)						Ficken field goal (41 yards)					
	10	72	5:38	TD	3		10	79	2:46	TD	3
Lynch 15 yd run (Ficken kick)						Lynch 3 yd run (Ficken kick)					
	11	41	4:57	TD	3						
Crook to Wilkerson 11yd pass (Ficken kick)											
<b>NORTHWESTERN (2)</b>	10	55	1:23	FG	2						
Ficken field goal (42 yards)											
	5	11	0:38	FG	3						
Ficken field goal (36 yards)											
<b>at Michigan (3)</b>	10	57	5:32	FG	1						
Ficken field goal (35 yards)											
	11	60	5:45	FG	1						
Ficken field goal (32 yards)											
	4	28	2:00	TD	2						
Hackenberg to Hamilton 10 yd pass (Ficken kick)											
<b>OHIO STATE (4)</b>	--	--	--	TD	3						
Zettel 40 yd interception return (Ficken kick)											
	8	45	2:16	TD	4						
Hackenberg to Blacknall 24 yd pass (Ficken kick)											
	19	77	2:49	FG	4						
Ficken field goal (31 yards)											
	7	25	--	TD	OT						
Belton 1 yd run (Ficken kick)											

## SCORING BREAKDOWN

## PENN STATE DRIVES

**Totals:** 45 scoring drives (22 TD, 23 FG)

**Special Teams/Defensive Touchdown:** 2 (Zettel - INT, OHIO STATE; Haley - INT, TEMPLE)

## LONGEST DRIVES BY:

**Plays:** 19 OHIO STATE, Oct. 25

**Yards:** 92 at Indiana, Nov. 8

**Time:** 6:59 TEMPLE, Nov. 15

## OPPONENT DRIVES

**Totals:** 37 scoring drives (17 TD, 20 FG)

**Special Teams/Defensive Touchdown:** 4 (Murphy, IND - INT Return; Walker, NW - INT Return; Safety, Michigan; Shelton, Michigan State - KR)

## LONGEST DRIVES BY:

**Plays:** 14 2x OHIO STATE, Oct. 25; at Rutgers, Sept. 13

**Yards:** 96 UCF, Aug. 30

**Time:** 7:31 OHIO STATE, Oct. 25



## LONG PLAYS [20-PLUS YARDS]

Yards	Type	Player(s)	Opponent
92*	Rush	Belton, Bill	at Indiana
79*	Pass	Lewis, Eugene from Hackenberg, C.	vs. UCF
53	Pass	Lewis, Eugene from Hackenberg, C.	at Rutgers
51	Pass	Hamilton, D. from Hackenberg, C.	Northwestern
47	Pass	Hamilton, D. from Hackenberg, C.	at Rutgers
46	Rush	Lynch, Akeel	UMass
44*	Pass	James, Jesse from Hackenberg, C.	Akron
44	Pass	Hamilton, D. from Hackenberg, C.	vs. UCF
44	KR	Haley, Grant	vs. UCF
41	PR	Della Valle, J.	Northwestern
41	Pass	Lewis, Eugene from Hackenberg, C.	vs. UCF
40*	INT	Zettel, Anthony	Ohio State
38*	Rush	Lynch, Akeel	Temple
38	Pass	Lewis, Eugene from Hackenberg, C.	UMass
38	Pass	Hamilton, D. from Hackenberg, C.	vs. UCF
37	Rush	Belton, Bill	Temple
35	Pass	Hamilton, D. from Hackenberg, C.	UMass
35	KR	Walker, Von	Akron
33	INT	Amos, Adrian	Temple
33	Pass	Lewis, Eugene from Hackenberg, C.	Maryland
31	KR	Haley, Grant	Temple
31	Rush	Belton, Bill	at Michigan
30	Pass	Gesicki, Mike from Hackenberg, C.	Michigan State
30*	INT	Haley, Grant	Temple
29	Pass	Hamilton, D. from Hackenberg, C.	at Indiana
29	Pass	Hamilton, D. from Hackenberg, C.	Northwestern
28	KR	Haley, Grant	Michigan State
28	Pass	Gesicki, Mike from Hackenberg, C.	at Indiana
28	Pass	Lewis, Eugene from Hackenberg, C.	Akron
27	KR	Haley, Grant	vs. UCF
27	Pass	Hamilton, D. from Hackenberg, C.	vs. UCF
26	Rush	Lynch, Akeel	Michigan State
26	Pass	James, Jesse from Hackenberg, C.	at Indiana
25	Rush	Lynch, Akeel	Temple
25	KR	Haley, Grant	UMass
25	KR	Haley, Grant	vs. UCF
24	PR	Della Valle, J.	at Indiana
24*	Pass	Blacknall, S. from Hackenberg, C.	Ohio State
24*	Rush	Belton, Bill	UMass
24	Pass	Belton, Bill from Hackenberg, C.	at Rutgers
23	Pass	Lewis, Eugene from Hackenberg, C.	at Indiana
23	KR	Haley, Grant	Maryland
23	Pass	Lewis, Eugene from Hackenberg, C.	at Rutgers
23	Rush	Belton, Bill	Akron
23	Pass	Carter, Kyle from Hackenberg, C.	Akron
22	KR	Haley, Grant	Michigan State
22	KR	Haley, Grant	Temple
22	KR	Haley, Grant	Maryland
22	KR	Haley, Grant	Ohio State
22	KR	Haley, Grant	at Rutgers
22*	Pass	Belton, Bill from Hackenberg, C.	Akron
22	Pass	James, Jesse from Hackenberg, C.	vs. UCF
22	KR	Haley, Grant	vs. UCF
21	KR	Haley, Grant	Michigan State
21	KR	Haley, Grant	Michigan State
21	Pass	Godwin, Chris from Hackenberg, C.	Temple
21	KR	Haley, Grant	Northwestern
20	Rush	Lynch, Akeel	Indiana
20	Pass	James, Jesse from Hackenberg, C.	Maryland
20	Pass	Hamilton, D. from Hackenberg, C.	at Michigan
20	KR	Haley, Grant	at Michigan
20*	Rush	Belton, Bill	UMass
20	Pass	Lewis, Eugene from Hackenberg, C.	Akron
20	Pass	Lewis, Eugene from Hackenberg, C.	Akron

## PENN STATE (67)

Play	#	Long	Play
Passing:	30	79*	Lewis, Eugene from Hackenberg, C. vs. UCF
Rushing:	13	92*	Belton, Bill at Indiana
KR:	19	44	Haley, Grant, vs. UCF
PR:	2	41	Della Valle, Jesse vs. Northwestern
INT:	3	40*	Zettel, Anthony vs. Ohio State

## PENN STATE BY GAME

Opp.	#	Long	Play	Type
vs. UCF	10	79*	Lewis, Eugene from Hackenberg, C.	Pass
AKRON	8	44*	James, Jesse from Hackenberg, C.	Pass
at Rutgers	5	53	Lewis, Eugene from Hackenberg, C.	Pass
UMASS	6	46	Lynch, Akeel	Rush
N'WESTERN	4	51	Hamilton, D. from Hackenberg, C.	Pass
at Michigan	3	31	Belton, Bill	Rush
OHIO STATE	3	40*	Zettel, Anthony	INT
MARYLAND	4	33	Lewis, Eugene from Hackenberg, C.	Pass
at Indiana	7	92*	Belton, Bill	Rush
TEMPLE	8	38*	Lynch, Akeel	Rush
at Illinois	3	47*	Lynch, Akeel	Rush
MICH STATE	6	30	Gesicki, Mike from Hackenberg, C.	Pass

## OPPONENT (60)

Play	#	Long	Play
Passing:	27	77*	Sharpe, Tajae from Frohnapfel, Blake, UMass
Rushing:	6	25	Gardner, Devin, Michigan
KR:	20	90*	Shelton, R.J., UCF
PR:	1	42	Shuler, Miles, Northwestern
INT:	6	51	Ford, Bre, Akron

## OPPONENT BY GAME

Opp.	#	Long	Play	Type
vs. UCF	7	68	Akins, Jordan	KR
AKRON	2	51	Ford, Bre	INT
at Rutgers	4	26	Waters, Lorenzo	INT
UMASS	4	77*	Sharpe, Tajae from Frohnapfel, Blake	Pass
N'WESTERN	10	49	Walker, Anthony	INT
at Michigan	7	43*	Funchess, Devin from Gardner, Devin	Pass
OHIO STATE	4	32	Wilson, Dontre	KR
MARYLAND	4	25	Twice	KR & Pass
at Indiana	4	47*	Murphy, Mark	INT
TEMPLE	8	75*	Fitzpatrick, Jalen from Walker, P.J.	Pass
at Illinois	2	25	Dudek, Mike from O'Toole, Riely	Pass
MICH STATE	4	90*	Shelton, R.J.	KR

\* - touchdown scored on play



# INDIVIDUAL LONG PLAYS (20-PLUS YARDS)

## Adrian Amos

**2014:** 1 (1 INT).  
**Career:** 9 (3 INT, 6 KR)

**2014 Long:**  
INT: 33 yds vs. Temple.

**Career Long:**  
INT: 54 yds vs. Indiana (2012).  
KR: 29 yds at Wisconsin (2011).

## Bill Belton

**2014:** 8 (6 Rushing, 2 Receiving, 3 TD)  
**Career:** 17 (9 Rushing, 4 Receiving, 4 KR, 4 TD)

**2014 Long:**  
Rushing: 92 yds at Indiana, TD.  
Reception: 24 yds at Rutgers.

**Career Long:**  
Rushing: 92 yds at Indiana, TD (2014).  
Reception: 30 yds at Minnesota (2013).  
KR: 26 yds. vs. Syracuse (2013).

## Saeed Blacknall

**2014:** 1 (1 Receiving, 1 TD).  
**Career:** 1 (1 Receiving, 1 TD)

**2014 Long:**  
Reception: 24 yds vs. Ohio State, TD.

**Career Long:**  
Reception: 24 yds vs. Ohio State, TD (2014).

## Adam Breneman

**2014:** None.  
**Career:** 3 (3 Receiving, 1 TD)

**2014 Long:**  
None.

**Career Long:**  
Reception: 68 yds at Wisconsin (2013).

## Kyle Carter

**2014:** 1 (1 Receiving)  
**Career:** 5 (5 Receiving)

**2014 Long:**  
Reception: 23 yds vs. Akron.

**Career Long:**  
Reception: 29 yds vs. Kent State (2013).

## Jesse Della Valle

**2014:** 2 (2 PR).  
**Career:** 10 (5 PR, 5 KR)

**2014 Long:**  
PR: 41 yds vs. Northwestern.

**Career Long:**  
PR: 41 yds vs. Northwestern (2014).  
KR: 46 yds at Iowa (2012).

## Mike Gesicki

**2014:** 2 (2 Receiving)  
**Career:** 2 (2 Receiving)

**2014 Long:**  
Reception: 30 yds vs. Michigan State.

**Career Long:**  
Reception: 30 yds vs. Michigan State (2014).

## Chris Godwin

**2014:** 1 (1 Receiving)  
**Career:** 1 (1 Receiving)

**2014 Long:**  
Reception: 21 yds vs. Temple.

**Career Long:**  
Reception: 21 yds vs. Temple (2014).

## Christian Hackenberg

**2014:** 30 (30 Passing, 4 TD)  
**Career:** 64 (64 Passing, 14 TD)

**2014 Long:**  
Pass: 79 yd pass vs. UCF, TD.

**Career Long:**  
Pass: 79 yd pass vs. UCF, TD (2014).

## Grant Haley

**2014:** 19 (1 INT, 18 KR)  
**Career:** 18 (1 INT, 18 KR)

**2014 Long:**  
INT: 30 yds vs. Temple, TD.  
KR: 44 yds vs. UCF.

**Career Long:**  
INT: 30 yds vs. Temple, TD (2014).  
KR: 44 yds vs. UCF (2014).

## DaeSean Hamilton

**2014:** 9 (9 Receiving)  
**Career:** 9 (9 Receiving)

**2014 Long:**  
Pass: 51 yds vs. Northwestern.

**Career Long:**  
Pass: 51 yds vs. Northwestern (2014).

## Mike Hull

**2014:** None.  
**Career:** 1 (1 FR, 1 TD)

**2014 Long:**  
None.

**Career Long:**  
FR: 74 yds vs. Navy (2012).

## Jesse James

**2014:** 4 (4 Receiving, 1 TD)  
**Career:** 9 (9 Receiving, 3 TD)

**2014 Long:**  
Reception: 44 yds vs. Akron, TD.

**Career Long:**  
Reception: 58 yds vs. Purdue (2013).

## Eugene Lewis

**2014:** 10 (10 Receiving, 1 TD)  
**Career:** 27 (13 Receiving, 14 KR, 3 TD)

**2014 Long:**  
Reception: 79 yd pass vs. UCF, TD.

**Career Long:**  
Reception: 79 yd pass vs. UCF, TD (2014).  
KR: 44 yds vs. UCF (2013).

## Jordan Lucas

**2014:** None.  
**Career:** 1 (1 INT)

**2014 Long:**  
None.

**Career Long:**  
INT: 22 yds vs. Purdue (2013).

## Akeel Lynch

**2014:** 6 (6 Rushing, 1 TD)  
**Career:** 9 (9 Rushing, 1 TD)

**2014 Long:**  
Rushing: 47 yds at Illinois, TD.

**Career Long:**  
Rushing: 47 yds at Illinois, TD (2014).

## C.J. Olaniyan

**2014:** None.  
**Career:** 1 (1 INT)

**2014 Long:**  
None.

**Career Long:**  
INT: 33 yds at Wisconsin (2013).

## Von Walker

**2014:** 1 (1 KR)  
**Career:** 4 (3 KR, 1 PR)

**2014 Long:**  
KR: 35 yds vs. Akron.

**Career Long:**  
KR: 35 yds vs. Akron (2014).  
PR: 22 yds vs. Eastern Michigan (2013).

## Trevor Williams

**2014:** None.  
**Career:** 4 (1 INT, 3 KR)

**2014 Long:**  
None.

**Career Long:**  
INT: 33 yds at Wisconsin (2013).  
KR: 23 yds 2x vs. Indiana (2012).

## Anthony Zettel

**2014:** 1 (1 INT, 1 TD)  
**Career:** 1 (1 INT, 1 TD)

**2014 Long:**  
INT: 40 yds vs. Ohio State, TD.

**Career Long:**  
INT: 40 yds vs. Ohio State, TD (2014).

## Zach Zwinak

**2014:** None.  
**Career:** 5 (5 Rushing)

**2014 Long:**  
None.

**Career Long:**  
Rush: 61 yds at Wisconsin (2013).





# TURNOVER CHART

## PENN STATE: 21 GAINED

TYPE	QTR	PLAYER	PLAYS/ YDS	1st DWNS	RESULT
<b>vs. UCF (1)</b>					
Fumble	4	Zettel by Holman	2/9	-	Fumble
<b>AKRON (-)</b>					
None					
<b>at Rutgers (5)</b>					
Interception	1	Williams of Nova	3/5	-	Punt
Interception	1	Amos of Nova	7/12	1	Missed FG
Interception	3	Williams of Nova	13/72	4	FG
Interception	4	Bell of Nova	5/10	1	Punt
Interception	4	Keiser of Nova	1/3	-	End of Game
<b>UMASS (1)</b>					
Fumble	2	Johnson by Sharpe	2/20	-	TD
<b>NORTHWESTERN (1)</b>					
Interception	3	Amos of Siemian	9/53	2	Downs
<b>at Michigan (1)</b>					
Interception	2	Zettel of Gardner	4/28	1	TD
<b>OHIO STATE (2)</b>					
Interception	3	Zettel of Barrett	--	-	TD
Interception	4	Hull of Barrett	8-45	2	TD
<b>MARYLAND (2)</b>					
Fumble	2	Hull by Ross	2/(-12)	-	Fumble
Fumble	3	Olaniyan by Brown	8/51	3	TD
<b>at Indiana (2)</b>					
Interception	2	Della Valle of Diamont	--	-	End of Half
Interception	4	Wartman of Diamont	5/13	1	FG
<b>TEMPLE (5)</b>					
Interception	3	Amos of Walker	1/8	-	TD
Interception	3	Campbell of Walker	5/21	1	Punt
Interception	4	Haley of Walker	-	-	TD
Fumble	4	Johnson by Thomas	6/20	1	FG
Interception	4	Della Valle of Walker	6/15	1	Missed FG
<b>at Illinois (-)</b>					
None					
<b>MICHIGAN STATE (1)</b>					
Interception	2	Zettel of Cook	5/13	1	INT

## OPPONENT: 22 GAINED

TYPE	QTR	PLAYER	PLAYS/ YDS	1st DWNS	RESULT
<b>vs. UCF (3)</b>					
Interception	1	Glenn of Hackenberg	7/18	1	FG
Interception	4	Ozerities of Hackenberg	1/-1	-	Fumble
Fumble	4	Geathers by Godwin	3/-5	-	Punt
<b>vs. Akron (3)</b>					
Interception	2	Durant of Hackenberg	7/33	2	Punt
Fumble	3	Horner by TEAM	6/30	2	FG
Interception	4	Ford of Hackenberg	4/7	-	Downs
<b>at Rutgers (1)</b>					
Interception	3	Waters of Hackenberg	1/0	-	INT
<b>UMASS (-)</b>					
None					
<b>NORTHWESTERN (2)</b>					
Interception	4	Walker of Hackenberg	-	-	TD
Fumble	4	Mahoney by Hackenberg	4/8	-	FG
<b>at Michigan (1)</b>					
Interception	3	Lewis of Hackenberg	4/3	-	FG
<b>OHIO STATE (2)</b>					
Interception	1	Bell of Hackenberg	7/39	2	TD
Interception	3	Powell of Hackenberg	3/(-8)	-	Punt
<b>MARYLAND (4)</b>					
Interception	1	Likely of Hackenberg	4/17	1	Punt
Fumble	2	Goree by Hackenberg	3/0	-	Punt
Fumble	4	Twine by Haley	4/24	1	TD
Fumble	4	Goree by Hackenberg	1/(-1)	-	End of Game
<b>at Indiana (2)</b>					
Interception	2	Murphy of Hackenberg	--	-	TD
Interception	4	Gooch of Hackenberg	3/(-8)	-	Punt
<b>TEMPLE (3)</b>					
Fumble	1	Smith by Belton	7/33	2	FG
Interception	2	Young of Hackenberg	3/(-5)	-	Punt
Interception	3	Matakevich of Hackenberg	4/8	-	FG
<b>at Illinois (1)</b>					
Fumble	2	Mosley by Lynch	3/6	-	Punt
<b>MICHIGAN STATE (2)</b>					
Interception	2	Waynes of Hackenberg	1/(-1)	-	End of Half
Fumble	3	Jones by Hackenberg	5/18	1	TD



## PARTICIPATION CHART

	vs. UCF	AKR	at RUT	UMASS	NW	at MICH	OSU	MARY	at IND	TEM	at ILL	MSU
Allen, Marcus (12/6)	P	P	P	P	P	P	ST	ST	ST	ST	ST	ST
Amos, Adrian (12/12)	ST	ST	ST	ST	ST	ST	ST	ST	ST	ST	ST	ST
Apke, Troy (5/-)	--	--	--	--	--	--	--	P	P	P	P	P
Baker, DeShawn (1/-)	--	--	--	P	--	--	--	--	--	--	--	--
Baney, Matthew (3/-)	--	--	--	P	--	--	--	--	P	--	--	P
Barnes, Deion (12/12)	ST	ST	ST	ST	ST	ST	ST	ST	ST	ST	ST	ST
Barney, Tarow (10/-)	--	P	P	P	P	P	P	P	P	P	P	--
Bars, Brad (12/-)	P	P	P	P	P	P	P	P	P	P	P	P
Bell, Brandon (10/9)	ST	ST	ST	ST	ST	ST	ST	P	ST	ST	--	--
Belton, Bill (12/10)	ST	ST	ST	ST	ST	ST	ST	P	P	ST	ST	ST
Blacknall, Saeed (12/1)	P	P	P	P	P	ST	P	P	P	P	P	P
Cabinda, Jason (7/1)	--	--	--	--	P	P	P	P	P	P	ST	--
Campbell, Christian (9/1)	--	--	P	P	P	P	P	P	P	ST	P	--
Carter, Kyle (12/9)	ST	ST	ST	ST	ST	P	P	ST	ST	P	ST	ST
Chiappialle, Cole (10/-)	P	P	P	P	P	--	--	P	P	P	P	P
Cothran, Curtis (2/-)	--	--	--	P	--	--	--	--	--	P	--	--
Cothren, Parker (12/-)	P	P	P	P	P	P	P	P	P	P	P	P
Crook, D.J. (2/-)	--	--	--	P	--	--	--	--	--	P	--	--
Davis, Da'Quan (5/-)	P	P	P	P	--	P	--	--	--	--	--	--
Della Valle, Jesse (12/1)	P	P	P	P	P	P	P	ST	P	P	P	P
Devenney, Tom (2/-)	--	--	--	P	--	--	--	--	--	P	--	--
Dieffenbach, Miles (4/2)	--	--	--	--	--	--	--	--	P	P	ST	ST
Dowrey, Derek (11/1)	P	P	P	ST	P	P	P	P	P	P	P	--
Dudas, Jordan (9/-)	P	P	P	--	P	P	P	P	P	--	--	P
Ficken, Sam (12/-)	P	P	P	P	P	P	P	P	P	P	P	P
Gaia, Brian (11/11)	ST	ST	ST	--	ST	ST	ST	ST	ST	ST	ST	ST
Galimberti, Evan (1/-)	--	--	--	P	--	--	--	--	--	--	--	--
Garrity, Gregg (2/-)	--	--	--	P	--	--	--	--	P	--	--	--
Geiss, Chris (1/-)	--	--	--	P	--	--	--	--	--	--	--	--
Gesicki, Mike (12/1)	P	P	P	P	P	P	P	ST	P	P	P	P
Godwin, Chris (12/3)	P	P	P	P	P	ST	ST	P	P	ST	P	P
Golden, Malik (8/-)	P	P	P	P	P	P	P	P	--	--	--	--
Gulla, Chris (12/-)	P	P	P	P	P	P	P	P	P	P	P	P
Hackenberg, Christian (12/12)	ST	ST	ST	ST	ST	ST	ST	ST	ST	ST	ST	ST
Haffner, Jack (8/-)	P	P	P	P	--	--	--	--	P	P	P	P
Haley, Grant (12/-)	P	P	P	P	P	P	P	P	P	P	P	P
Hall, Albert (12/-)	P	P	P	P	P	P	P	P	P	P	P	P
Hamilton, DaeSean (12/12)	ST	ST	ST	ST	ST	ST	ST	ST	ST	ST	ST	ST
Hull, Mike (12/12)	ST	ST	ST	ST	ST	ST	ST	ST	ST	ST	ST	ST
James, Jesse (12/12)	ST	ST	ST	ST	ST	ST	ST	ST	ST	ST	ST	ST
Johnson, Austin (12/12)	ST	ST	ST	ST	ST	ST	ST	ST	ST	ST	ST	ST
Johnson, Brandon (5/-)	--	--	--	P	--	--	P	P	P	P	--	--
Keiser, Ryan (6/6)	ST	ST	ST	ST	ST	ST	--	--	--	--	--	--
Laurent, Wendy (7/3)	P	--	--	P	P	--	P	ST	ST	ST	--	--
Lewis, Eugene (12/10)	ST	ST	ST	ST	ST	P	ST	P	ST	ST	ST	ST
Lucas, Jordan (12/12)	ST	ST	ST	ST	ST	ST	ST	ST	ST	ST	ST	ST
Lynch, Akeel (12/2)	P	P	P	P	P	P	P	ST	ST	P	P	P
Mahon, Brendan (11/9)	ST	ST	ST	ST	ST	ST	ST	ST	ST	P	--	P
Mangiro, Angelo (12/12)	ST	ST	ST	ST	ST	ST	ST	ST	ST	ST	ST	ST
Nassib, Carl (12/-)	P	P	P	P	P	P	P	P	P	P	P	P
Nelson, Andrew (12/12)	ST	ST	ST	ST	ST	ST	ST	ST	ST	ST	ST	ST
Olaniyan, C.J. (12/12)	ST	ST	ST	ST	ST	ST	ST	ST	ST	ST	ST	ST
Pasquariello, Daniel (8/-)	--	--	--	P	P	--	P	P	P	P	P	P
Pryor, Devin (4/-)	P	P	--	P	--	--	--	--	--	--	--	P
Salomone, Dom (2/-)	--	--	--	P	--	--	--	--	--	P	--	--
Schwan, Evan (12/-)	P	P	P	P	P	P	P	P	P	P	P	P
Sickels, Garrett (12/-)	P	P	P	P	P	P	P	P	P	P	P	P
Smith, Donovan (10/10)	ST	ST	ST	ST	ST	ST	ST	--	--	ST	ST	ST
Smith, Jordan (7/-)	P	P	P	P	P	P	--	P	--	--	--	--
Smith, Tyrone (12/-)	P	P	P	P	P	P	P	P	P	P	P	P
Terlingo, Andrew (1/-)	--	--	--	P	--	--	--	--	--	--	--	--
Thompson, Deron (8/-)	P	P	P	P	P	P	P	--	--	--	--	P
Vadas, Luke (1/-)	--	--	--	P	--	--	--	--	--	--	--	--
Walker, Von (11/1)	P	P	P	P	ST	P	P	P	--	P	P	P
Wartman, Nyeem (11/11)	ST	ST	ST	ST	--	ST	ST	ST	ST	ST	ST	ST
Wilkerson, Brent (12/-)	P	P	P	P	P	P	P	P	P	P	P	P
Williams, Trevor (11/11)	ST	ST	ST	ST	ST	ST	ST	ST	ST	--	ST	ST
Wooten, Gary (11/1)	P	P	P	P	P	P	P	--	P	P	P	ST
Yazujian, Tyler (12/-)	P	P	P	P	P	P	P	P	P	P	P	P
Zanellato, Matt (7/-)	--	P	P	P	P	P	P	P	--	--	--	--
Zettel, Anthony (12/12)	ST	ST	ST	ST	ST	ST	ST	ST	ST	ST	ST	ST
Zwinak, Zach (7/-)	P	P	P	P	P	P	P	--	--	--	--	--

KEY: ST - Start | P - Participated | (-) - Non-Participant | INJ - Injured



**Penn State Overall Team Statistics (as of Nov 29, 2014)**  
All games

Team Statistics	PSU	OPP
SCORING	237	212
Points Per Game	19.8	17.7
Points Off Turnovers	119	114
FIRST DOWNS	224	174
Rushing	79	68
Passing	120	92
Penalty	25	14
RUSHING YARDAGE	1243	1017
Yards gained rushing	1650	1377
Yards lost rushing	407	360
Rushing Attempts	422	397
Average Per Rush	2.9	2.6
Average Per Game	103.6	84.8
TDs Rushing	13	12
PASSING YARDAGE	2663	2220
Comp-Att-Int	242-447-15	204-386-16
Average Per Pass	6.0	5.8
Average Per Catch	11.0	10.9
Average Per Game	221.9	185.0
TDs Passing	9	8
TOTAL OFFENSE	3906	3237
Total Plays	869	783
Average Per Play	4.5	4.1
Average Per Game	325.5	269.8
KICK RETURNS: #-Yards	32-667	32-791
PUNT RETURNS: #-Yards	18-128	19-70
INT RETURNS: #-Yards	16-143	15-257
KICK RETURN AVERAGE	20.8	24.7
PUNT RETURN AVERAGE	7.1	3.7
INT RETURN AVERAGE	8.9	17.1
FUMBLES-LOST	13-9	13-5
PENALTIES-Yards	65-540	81-691
Average Per Game	45.0	57.6
PUNTS-Yards	71-2611	78-3243
Average Per Punt	36.8	41.6
Net punt average	34.9	37.4
KICKOFFS-Yards	57-3461	49-3101
Average Per Kick	60.7	63.3
Net kick average	37.6	41.5
TIME OF POSSESSION/Game	31:33	28:27
3RD-DOWN Conversions	76/198	56/186
3rd-Down Pct	38%	30%
4TH-DOWN Conversions	7/19	3/16
4th-Down Pct	37%	19%
SACKS BY-Yards	30-200	42-263
MISC YARDS	0	-6
TOUCHDOWNS SCORED	24	23
FIELD GOALS-ATTEMPTS	23-28	17-25
ON-SIDE KICKS	0-0	1-1
RED-ZONE SCORES	(30-37) 81%	(30-37) 81%
RED-ZONE TOUCHDOWNS	(14-37) 38%	(17-37) 46%
PAT-ATTEMPTS	(24-24) 100%	(21-23) 91%
ATTENDANCE	711358	244714
Games/Avg Per Game	7/101623	4/61178
Neutral Site Games		1/53304

Score by Quarters	1st	2nd	3rd	4th	OT	Total
Penn State	39	60	75	56	7	237
Opponents	44	47	40	67	14	212



## Penn State Overall Individual Statistics (as of Nov 29, 2014)

### All games

<b>Rushing</b>	<b>gp</b>	<b>att</b>	<b>gain</b>	<b>loss</b>	<b>net</b>	<b>avg</b>	<b>td</b>	<b>lg</b>	<b>avg/g</b>
Lynch, Akeel	12	130	626	23	603	4.6	4	47	50.2
Belton, Bill	12	122	571	53	518	4.2	6	92	43.2
Zwinak, Zach	8	40	123	11	112	2.8	3	18	14.0
Chiappialle, C.	10	22	76	8	68	3.1	0	10	6.8
Hamilton, D.	12	8	40	8	32	4.0	0	11	2.7
Bars, Brad	12	1	32	0	32	32.0	0	32	2.7
Lewis, Eugene	12	1	1	0	1	1.0	0	1	0.1
Godwin, Chris	12	2	1	0	1	0.5	0	1	0.1
Haley, Grant	12	1	0	2	-2	-2.0	0	0	-0.2
TEAM	9	10	0	28	-28	-2.8	0	0	-3.1
Hackenberg, C.	12	85	180	274	-94	-1.1	0	17	-7.8
<b>Total</b>	<b>12</b>	<b>422</b>	<b>1650</b>	<b>407</b>	<b>1243</b>	<b>2.9</b>	<b>13</b>	<b>92</b>	<b>103.6</b>
<b>Opponents</b>	<b>12</b>	<b>397</b>	<b>1377</b>	<b>360</b>	<b>1017</b>	<b>2.6</b>	<b>12</b>	<b>25</b>	<b>84.8</b>

<b>Passing</b>	<b>gp</b>	<b>effic</b>	<b>comp-att-int</b>	<b>pct</b>	<b>yds</b>	<b>td</b>	<b>lg</b>	<b>avg/g</b>
Hackenberg, C.	12	103.99	236-434-15	54.4	2606	8	79	217.2
Crook, D.J.	1	156.53	6-9-0	66.7	57	1	12	57.0
Belton, Bill	12	0.00	0-3-0	0.0	0	0	0	0.0
TEAM	9	0.00	0-1-0	0.0	0	0	0	0.0
<b>Total</b>	<b>12</b>	<b>104.11</b>	<b>242-447-15</b>	<b>54.1</b>	<b>2663</b>	<b>9</b>	<b>79</b>	<b>221.9</b>
<b>Opponents</b>	<b>12</b>	<b>99.71</b>	<b>204-386-16</b>	<b>52.8</b>	<b>2220</b>	<b>8</b>	<b>77</b>	<b>185.0</b>

<b>Receiving</b>	<b>gp</b>	<b>no.</b>	<b>yds</b>	<b>avg</b>	<b>td</b>	<b>lg</b>	<b>avg/g</b>
Hamilton, D.	12	75	848	11.3	1	51	70.7
Lewis, Eugene	12	48	669	13.9	1	79	55.8
James, Jesse	12	35	369	10.5	3	44	30.8
Belton, Bill	12	23	187	8.1	1	24	15.6
Godwin, Chris	12	19	198	10.4	1	21	16.5
Carter, Kyle	12	13	123	9.5	0	23	10.2
Gesicki, Mike	12	11	114	10.4	0	30	9.5
Blacknall, S.	11	9	80	8.9	1	24	7.3
Lynch, Akeel	12	7	57	8.1	0	16	4.8
Wilkerson, B.	12	2	18	9.0	1	11	1.5
<b>Total</b>	<b>12</b>	<b>242</b>	<b>2663</b>	<b>11.0</b>	<b>9</b>	<b>79</b>	<b>221.9</b>
<b>Opponents</b>	<b>12</b>	<b>204</b>	<b>2220</b>	<b>10.9</b>	<b>8</b>	<b>77</b>	<b>185.0</b>

<b>Punt Returns</b>	<b>no.</b>	<b>yds</b>	<b>avg</b>	<b>td</b>	<b>lg</b>
Della Valle, J.	16	127	7.9	0	41
Garrity, Gregg	1	0	0.0	0	0
Lucas, Jordan	1	1	1.0	0	1
<b>Total</b>	<b>18</b>	<b>128</b>	<b>7.1</b>	<b>0</b>	<b>41</b>
<b>Opponents</b>	<b>19</b>	<b>70</b>	<b>3.7</b>	<b>0</b>	<b>42</b>

<b>Interceptions</b>	<b>no.</b>	<b>yds</b>	<b>avg</b>	<b>td</b>	<b>lg</b>
Zettel, Anthony	3	52	17.3	1	40
Amos, Adrian	3	35	11.7	0	33
Williams, T.	2	3	1.5	0	3
Della Valle, J.	2	0	0.0	0	0
Wartman, Nyeem	1	13	13.0	0	13
Keiser, Ryan	1	0	0.0	0	0
Haley, Grant	1	30	30.0	1	30
Bell, Brandon	1	0	0.0	0	0
Campbell, C.	1	-2	-2.0	0	0
Hull, Mike	1	12	12.0	0	12
<b>Total</b>	<b>16</b>	<b>143</b>	<b>8.9</b>	<b>2</b>	<b>40</b>
<b>Opponents</b>	<b>15</b>	<b>257</b>	<b>17.1</b>	<b>2</b>	<b>51</b>

<b>Kick Returns</b>	<b>no.</b>	<b>yds</b>	<b>avg</b>	<b>td</b>	<b>lg</b>
Haley, Grant	30	621	20.7	0	44
Walker, Von	1	35	35.0	0	35
Lynch, Akeel	1	11	11.0	0	11
<b>Total</b>	<b>32</b>	<b>667</b>	<b>20.8</b>	<b>0</b>	<b>44</b>
<b>Opponents</b>	<b>32</b>	<b>791</b>	<b>24.7</b>	<b>1</b>	<b>90</b>

<b>Fumble Returns</b>	<b>no.</b>	<b>yds</b>	<b>avg</b>	<b>td</b>	<b>lg</b>
Johnson, Austin	1	7	7.0	0	7
<b>Total</b>	<b>1</b>	<b>7</b>	<b>7.0</b>	<b>0</b>	<b>7</b>
<b>Opponents</b>	<b>0</b>	<b>0</b>	<b>0.0</b>	<b>0</b>	<b>0</b>



**Penn State Overall Individual Statistics (as of Nov 29, 2014)**  
**All games**

Scoring	td	fg	PAT				dpx	saf	pts
			kick	rush	rcv	pass			
Ficken, Sam	-	23-28	24-24	-	-	-	-	93	
Belton, Bill	7	-	-	-	-	-	-	42	
Lynch, Akeel	4	-	-	-	-	-	-	24	
Zwinak, Zach	3	-	-	-	-	-	-	18	
James, Jesse	3	-	-	-	-	-	-	18	
Haley, Grant	1	-	-	-	-	-	-	6	
Blacknall, S.	1	-	-	-	-	-	-	6	
Godwin, Chris	1	-	-	-	-	-	-	6	
Lewis, Eugene	1	-	-	-	-	-	-	6	
Hamilton, D.	1	-	-	-	-	-	-	6	
Zettel, Anthony	1	-	-	-	-	-	-	6	
Wilkerson, B.	1	-	-	-	-	-	-	6	
Total	24	23-28	24-24	-	-	-	-	237	
Opponents	23	17-25	21-23	-	-	-	1	212	

Total Offense	g	plays	rush	pass	total	avg/g
Hackenberg, C.	12	519	-94	2606	2512	209.3
Lynch, Akeel	12	130	603	0	603	50.2
Belton, Bill	12	125	518	0	518	43.2
Zwinak, Zach	8	40	112	0	112	14.0
Chiappialle, C.	10	22	68	0	68	6.8
Crook, D.J.	1	9	0	57	57	57.0
Bars, Brad	12	1	32	0	32	2.7
Hamilton, D.	12	8	32	0	32	2.7
Lewis, Eugene	12	1	1	0	1	0.1
Godwin, Chris	12	2	1	0	1	0.1
Haley, Grant	12	1	-2	0	-2	-0.2
TEAM	9	11	-28	0	-28	-3.1
Total	12	869	1243	2663	3906	325.5
Opponents	12	783	1017	2220	3237	269.8

Field Goals	fg	pct.	01-19	20-29	30-39	40-49	50-99	lg	blk
Ficken, Sam	23-28	82.1	0-0	8-9	7-9	7-8	1-2	50	4

FG Sequence	Penn State	Opponents
UCF	(22),(33),(24),(36)	(36)
Akron	-	31,(28)
Rutgers	34,(32),(25)	(32)
Massachusetts	(42),(40)	39
Northwestern	32,(42),(36)	44,(23)
Michigan	(35),(32)	(45),(42),(37)
Ohio State	(31)	(49),41
Maryland	(47),(25),(46),(48)	(25),(43)
Indiana	23,(27),(28)	51
Temple	(29),(50),(21),42	(31),42,(25)
Illinois	-	(28),(25),50,(36)
Michigan State	51,(41)	(36),(39),44

Punting	no.	yds	avg	lg	tb	fc	i20	50+	blk
Pasquariello, D.	41	1547	37.7	63	2	11	11	1	0
Gulla, Chris	28	1045	37.3	53	1	11	9	4	1
TEAM	1	14	14.0	14	0	0	0	0	0
Hackenberg, C.	1	5	5.0	5	0	0	0	0	0
Total	71	2611	36.8	63	3	22	20	5	1
Opponents	78	3243	41.6	71	10	27	18	9	0

Kickoffs	no.	yds	avg	tb	ob	retn	net	ydln
Ficken, Sam	57	3461	60.7	21	2			
Total	57	3461	60.7	21	2	24.7	37.6	27
Opponents	49	3101	63.3	16	1	20.8	41.5	23

Numbers in (parentheses) indicate field goal was made.



**Penn State Overall Individual Statistics (as of Nov 29, 2014)**  
**All games**

<u>All Purpose</u>	<u>g</u>	<u>rush</u>	<u>rcv</u>	<u>pr</u>	<u>kr</u>	<u>ir</u>	<u>total</u>	<u>avg/g</u>
Hamilton, D.	12	32	848	0	0	0	880	73.3
Belton, Bill	12	518	187	0	0	0	705	58.8
Lynch, Akeel	12	603	57	0	11	0	671	55.9
Lewis, Eugene	12	1	669	0	0	0	670	55.8
Haley, Grant	12	-2	0	0	621	30	649	54.1
James, Jesse	12	0	369	0	0	0	369	30.8
Godwin, Chris	12	1	198	0	0	0	199	16.6
Della Valle, J.	12	0	0	127	0	0	127	10.6
Carter, Kyle	12	0	123	0	0	0	123	10.2
Gesicki, Mike	12	0	114	0	0	0	114	9.5
Zwinak, Zach	8	112	0	0	0	0	112	14.0
Blacknall, S.	11	0	80	0	0	0	80	7.3
Chiappialle, C.	10	68	0	0	0	0	68	6.8
Zettel, Anthony	12	0	0	0	0	52	52	4.3
Walker, Von	11	0	0	0	35	0	35	3.2
Amos, Adrian	12	0	0	0	0	35	35	2.9
Bars, Brad	12	32	0	0	0	0	32	2.7
Wilkerson, B.	12	0	18	0	0	0	18	1.5
Wartman, Nyee	11	0	0	0	0	13	13	1.2
Hull, Mike	12	0	0	0	0	12	12	1.0
Williams, T.	11	0	0	0	0	3	3	0.3
Lucas, Jordan	12	0	0	1	0	0	1	0.1
Campbell, C.	9	0	0	0	0	-2	-2	-0.2
TEAM	9	-28	0	0	0	0	-28	-3.1
Hackenberg, C.	12	-94	0	0	0	0	-94	-7.8
Total	12	1243	2663	128	667	143	4844	403.7
Opponents	12	1017	2220	70	791	257	4355	362.9



**Penn State Overall Defensive Statistics (as of Nov 29, 2014)**  
All games

##	Defensive Leaders	gp	Tackles			tfl/yds	Sacks	Pass defense			Fumbles		blkd	
			ua	a	tot		no-yds	int-yds	brup	qbh	rcv-yds	ff	kick	saf
43	Hull, Mike	12	73	61	134	10.5-28	2.0-12	1-12	3	1	1-0	1	.	.
5	Wartman, Nyeem	11	27	37	64	3.5-5	.	1-13	.	.	.	.	.	.
2	Allen, Marcus	12	33	19	52	2.0-13	1.0-11	.	3	.	.	.	.	.
9	Lucas, Jordan	12	32	19	51	3.0-4	1.0-2	.	9	.	.	.	.	.
26	Bell, Brandon	10	21	22	43	7.0-43	2.0-17	1-0	3	.	.	.	.	.
99	Johnson, Austin	12	15	27	42	5.0-17	1.0-10	.	3	1	2-7	.	.	.
18	Barnes, Deion	12	18	23	41	11.5-61	6.0-50	.	1	3	.	1	.	.
86	Olaniyan, C.J.	12	14	25	39	5.5-24	3.0-19	.	.	.	1-0	1	.	.
98	Zettel, Anthony	12	23	13	36	15.0-65	8.0-46	3-52	5	.	1-0	1	.	.
4	Amos, Adrian	12	24	11	35	2.5-3	.	3-35	7	.	.	.	.	.
23	Keiser, Ryan	6	17	8	25	.	.	1-0	2	.	.	.	.	.
10	Williams, T.	11	20	4	24	1.5-2	.	2-3	4	.	.	1	.	.
39	Della Valle, J.	12	12	8	20	.	.	2-0	1	.	.	.	.	.
15	Haley, Grant	12	12	6	18	.	.	1-30	2	.	.	.	.	.
40	Cabinda, Jason	7	6	10	16	0.5-1	.	.	.	.	.	.	.	.
25	Walker, Von	11	5	7	12	1.0-2	.	.	.	.	.	.	.	.
8	Wooten, Gary	10	5	7	12	1.5-3	.	.	.	.	.	.	.	.
41	Cothren, Parker	12	8	3	11	2.5-6	0.5-1	.	.	.	.	.	.	.
31	Bars, Brad	12	6	4	10	2.0-7	.	.	.	.	.	.	.	.
90	Sickels, G.	12	6	3	9	3.0-12	2.0-10	.	.	.	.	.	.	.
1C	Campbell, C.	9	8	1	9	1.0-1	.	1-2	2	.	.	.	.	.
95	Nassib, Carl	12	4	3	7	3.5-22	1.0-5	.	1	.	.	1	.	.
6	Golden, Malik	8	4	3	7	0.5-1	.	.	1	.	.	.	.	.
91	Barney, Tarow	10	2	5	7	2.5-15	2.0-14	.	.	.	.	1	.	.
94	Schwan, Evan	12	4	2	6	.	.	.	.	.	.	.	.	.
88	Smith, Tyrone	12	1	5	6	1.0-4	0.5-3	.	.	.	.	.	.	.
22	Lynch, Akeel	12	4	.	4	.	.	.	.	.	.	.	.	.
80	Zanellato, Matt	7	2	1	3	.	.	.	.	.	.	.	.	.
20	Dudas, Jordan	9	2	1	3	.	.	.	.	.	.	.	.	.
3	Davis, Da'Quan	6	2	1	3	.	.	.	.	.	.	.	.	.
2P	Apke, Troy	4	2	.	2	.	.	.	.	.	.	.	.	.
36	Thompson, Deron	7	.	2	2	.	.	.	.	.	.	.	.	.
97	Ficken, Sam	12	2	.	2	.	.	.	.	.	.	.	.	.
32	Haffner, Jack	8	2	.	2	.	.	.	.	.	.	.	.	.
52	Cothran, Curtis	2	1	.	1	1.0-2	.	.	.	.	.	.	.	.
4Y	Yazujian, Tyler	12	.	1	1	.	.	.	.	.	.	.	.	.
33	Chiappialle, C.	10	1	.	1	.	.	.	.	.	.	.	.	.
92	Pasquariello, D.	8	.	1	1	.	.	.	.	.	.	.	.	.
28	Zwinak, Zach	8	1	.	1	.	.	.	.	.	.	.	.	.
8G	Gesicki, Mike	12	1	.	1	.	.	.	.	.	.	.	.	.
TM	TEAM	9	.	1	1	.	.	.	.	.	.	.	.	.
14	Hackenber, C.	12	1	.	1	.	.	.	.	.	.	.	.	.
1	Belton, Bill	12	1	.	1	.	.	.	.	.	.	.	.	.
5H	Hamilton, D.	12	1	.	1	.	.	.	.	.	.	.	.	.
Total		12	423	344	767	87-341	30-200	16-143	47	5	5-7	7	.	.
Opponents		12	499	306	805	93-388	42-263	15-257	47	15	9-0	7	5	1

