

UNRIVALED

PENN STATE FOOTBALL



852 WINS
(8th in Nation)

45 BOWL GAMES
(7-9th in Nation)

28 BOWL WINS
(T-3rd in Nation)

98 1ST TEAM ALL-AMERICANS



Anish Shroff (play-by-play); Ahmad Brooks (analyst)

GAME 5

OCTOBER 3, 2015 · NOON

University Park, Pa.

Beaver Stadium [106.572]

Series: Penn State, 13-10-2

Last Meeting: Penn State 24, Army 3

Oct. 13, 1979 · Beaver Stadium

Complete Series Info on Page 9

Penn State is appearing on television for the 268th time in its last 270 regular season games.



Steve Jones (play-by-play); Jack Ham (analyst);
Joe Putnam (sideline)
Local: 93.7 FM/1450 AM. Sirius: Ch. 134; XM: Ch. 201.

PENN STATE NITTANY LIONS

3-1, 1-0 Big Ten



Head Coach: James Franklin
Record at Penn State (Yrs.): 10-7 (Two)
Career Record (Yrs.): 34-22 (Five)
vs. Army West Point: 1-0



ARMY WEST POINT BLACK KNIGHTS

1-3

Head Coach: Jeff Monken
Record at Army West Point (Yrs.): 5-11 (Two)
Career Record (Yrs.): 43-27 (6)
vs. Penn State: First Meeting

INSIDE THE GAME

NITTANY LIONS HOST ARMY WEST POINT FOR MILITARY APPRECIATION DAY

Penn State will carry a three-game winning streak into its fourth consecutive game in Beaver Stadium, as the Nittany Lions will restore a historic series against Army West Point in a noon contest that will be televised on ESPNU. The game will be the final of four non-conference games on the schedule.

Penn State scored a season-high 37 points in its most recent outing, taking advantage of three San Diego State fumbles. The running game had led the Nittany Lions in their two previous victories, but it was Christian Hackenberg's turn to shine, as he threw for three touchdowns and 296 yards, moving into second all-time in program history in career passing yardage. Hackenberg threw for two touchdowns in the final 1:03 of the first half against SDSU, turning a one-point deficit into a lead that would not be relinquished.

A great special teams play led to the first lost SDSU fumble, but it was Penn State's defensive line that factored in on the next two. Garrett Sickels forced a fumble recovered by Anthony Zettel with less than a minute remaining in the first half, and then Carl Nassib forced a fumble that Austin Johnson scooped up and ran 71 yards to end zone.

With 7.0 sacks, Nassib leads the nation in the category, while Penn State leads the nation in team sacks with 18 in four games. Nassib is also one of four players with a nation-leading three forced fumbles.

Adding to the sack totals will be difficult for Nassib and the Nittany Lions against Army West Point's run-heavy triple-option offensive attack, as the Black Knights are averaging just nine passing attempts per game compared to 50 rushing attempts per game. Army's rushing attack ranks ninth in the nation after rolling for 556 yards in a 58-36 win over Eastern Michigan last week. Army's record is 1-3, but all three of its losses were by five points or less.

It's Military Appreciation Day in Beaver Stadium, Penn State University will be honored to have thousands of Servicemembers attending the game thanks to tickets donated by Penn State supporters. It will be the first meeting between Penn State and Army West Point since 1979.

Next, it will be all Big Ten play for Penn State, as it will close its five-game homestand by hosting Indiana for homecoming Saturday, Oct. 10.

BREAKDOWN

RUSHING

Penn State: Saquon Barkley 42 for 386 yds (8.9), 3 TD
Army: Ahmad Bradshaw 68 for 341 yds (5.0), 4 TD

PASSING

Penn State: Christian Hackenberg 56-of-106, 668 yds (167.0), 4 TD/2 INT
Army: Ahmad Bradshaw 11-of-22, 194 yds (48.5), 3 TD/1 INT

RECEIVING

Penn State: Chris Godwin 19 for 283 yds (70.8)
Army: DeAndre Bell 3 for 98 yds (24.5)

DEFENSE

Penn State: Carl Nassib 21 tkl, 9.0 TFL, 7.0 sacks, INT, 3 FF
Army: Andrew King 30 tkl, 8.0 TFL, 3.0 sacks, 2 FR

PSU

25.5
169.8
57-107-2
175.0
344.8
+5
16.3
90.5
77-127-3
191.2
281.8

TEAM

SCORING/GAME 31.0
RUSHING/GAME 28.0
PASSING (C-A-INT) 17-36-3
PASSING/GAME 92.5
TOTAL OFF/GAME 294.5
TURNOVER MARGIN +1
PTS ALLOWED/GAME 28.0
OPP. RUSH YDS/GAME 156.5
OPP. PASSING 79-120-4
OPP. PASS YDS/GAME 261.8
OPP. TOTAL OFFENSE/GAME 418.3

ARMY

2015 SCHEDULES

PENN STATE

Overall (B1G): 1-1 (0-0 East) Home: 1-0 Road: 0-1 Ntrl: 0-0

PSU Rank	Opponent (Rank)	Time/Score	TV	Attend.
September				
5	at Temple	L, 10-27	ESPN	69,176
12	BUFFALO	W, 27-14	ESPN2	93,065
19	RUTGERS *	W, 28-3	BTN	103,323
26	SAN DIEGO STATE	W, 37-21	BTN	95,107
October				
3	ARMY WEST POINT	Noon	ESPNU	
10	INDIANA *	Noon	--	
17	at Ohio State *	8 p.m.	ABC/ESPN	
24	at Maryland * ^	--	--	
31	ILLINOIS *	--	--	
November				
7	at Northwestern *	--	--	
21	MICHIGAN *	--	--	
28	at Michigan State *	--	--	

* - Big Ten game

^ - M&T Bank Stadium

All times Eastern

Rankings: AP/Coaches

ARMY WEST POINT

Overall: 1-3 Home: 0-2 Road: 1-1 Ntrl: 0-0

Army Rank	Opponent (Rank)	Time/Score	TV	Attend.
September				
4	FORDHAM	L, 35-37	CBSSN	22,523
12	at Connecticut	L, 17-22	CBSSN	28,260
19	WAKE FOREST	L, 14-17	CBSSN	29,124
26	at Eastern Michigan	W, 58-36	ESPN3	6,513
October				
3	at Penn State	Noon	ESPNU	
10	DUKE	Noon	CBSSN	
17	BUCKNELL	Noon	CBSSN	
24	at Rice	Noon	FOX Sports Regional	
November				
7	at Air Force	TBA	--	
14	TULANE	Noon	CBSSN	
21	RUTGERS	Noon	CBSSN	
December				
12	vs. Navy (Philadelphia, Pa.)	3 p.m.	CBS	

All times Eastern

Rankings: AP/Coaches

TABLE OF CONTENTS

Page 2 Quick Facts/NFL Notes
Page 3 Big Ten Standings / Media Information
Page 4-5 Head Coach James Franklin
Page 6 Opponent Tracker
Page 7 Last Game (SDSU)
Page 8 National Polls/Future Schedules
Page 9 The Series vs. Army West Point
Page 10-18 Army West Point Notes
10 Record Breakdown

11 Hackenberg's Resume
12 Honors & Awards
13 Winningest Programs
14 Coaching Staff Notes
15 Community Service
16 National Statistical Rankings
17 Ben Kline Scholar-Athlete
18 Penn State Football Show
Page 19 Starts Chart/Career Starts

Page 20 Depth Chart/Pronunciations/Asst. Coaches
Page 21-22 Numerical Roster
Page 23-24 Alphabetical Roster
Page 25 Career Highs Chart
Page 26 The Last Time...
Page 27 Records Watch
Page 28-30 Game-by-Game Recaps (Games 1-3)
Pages 31-37 Player Bios
Pages 38-54 Statistics

PROGRAM NOTES

129TH SEASON OF GRIDIRON EXCELLENCE

Penn State is in its 129th season of intercollegiate football and owns an 852-377-42 record, to rank eighth nationally in all-time victories.

Penn State is one of just eight programs to pass the 850-win milestone, four of whom are Big Ten members: Penn State, Michigan, Nebraska and Ohio State.

ACADEMIC EXCELLENCE

A total of 348 of Penn State football student-athletes, including 20 in 2014, have earned Academic All-Big Ten honors since 1993 for owning at least a 3.0 grade point average and being a letterwinner.

ONE OF NATION'S TOUGHEST HOME VENUES

Penn State owns a superlative 193-71 (.731) record inside Beaver Stadium, the nation's second-largest facility, which opened in 1960 and has a capacity of 106,572.

ON YOUR TELEVISION

Penn State is appearing on television for the 268th time in its last 270 regular season games.

QUICK FACTS

UNIVERSITY

NAME	The Pennsylvania State University
LOCATION	University Park, Pa.
FOUNDED	1855
ENROLLMENT	46,068
NICKNAME	Nittany Lions
COLORS	Blue & White
CONFERENCE	Big Ten
DIVISION	NCAA Division I
STADIUM	Beaver Stadium (106,572)
STADIUM SURFACE	Natural Grass
PRESIDENT	Dr. Eric Barron
ATHLETICS DIRECTOR	Sandy Barbour
HEAD COACH	James Franklin (2nd Season)
FOOTBALL OFFICE	814-865-0412
TICKET OFFICE	1-800-NITTANY

FOOTBALL HISTORY

FIRST YEAR	1887
ALL-TIME RECORD	852-377-42 (129th Season) <i>8th in victories</i>
ALL-TIME BOWL RECORD	28-15-2 (.633) <i>T-3rd in bowl victories</i>
YEARS IN POST SEASON PLAY	45 <i>T-9th in bowl appearances</i>
BEAVER STADIUM RECORD	192-71 (.730)

ASSISTANT COACHES

JOHN DONOVAN	Johns Hopkins; 1997 Offensive Coordinator/Tight Ends (2nd Season)
JOSH GATTIS	Wake Forest; 2006 Offensive Recruiting Coordinator/Asst. Special Teams/ Wide Receivers (2nd Season)
HERB HAND	Hamilton College; 1990 Run Game Coordinator/Offensive Line (2nd Season)
CHARLES HUFF	Hampton; 2005 Special Teams Coordinator/Running Backs (2nd Season)
BRENT PRY	Buffalo; 1993 Assistant Head Coach/Co-Defensive Coordinator/ Linebackers (2nd Season)
RICKY RAHNE	Cornell; 2002 Passing Game Coordinator/Quarterbacks (2nd Season)
BOB SHOOP	Yale; 1988 Defensive Coordinator/Safeties (2nd Season)
TERRY M. SMITH	Penn State; 1991 Defensive Recruiting Coordinator/ Cornerbacks (2nd Season)
SEAN SPENCER	Clarion; 1995 Defensive Line (2nd Season)
DWIGHT GALT	Maryland; 1981 Director of Performance Enhancement (2nd Season)

BIG BEST



CO-OFFENSIVE POTW: Jordan Howard • Indiana • RB • Gardendale, Ala.

- Carried the ball a season-high 33 times for 168 yards and a touchdown in Indiana's victory at Wake Forest
- Only FBS player in last 20 seasons with at least 140 rushing yards in each of first four games with a program



CO-OFFENSIVE POTW: Tommy Armstrong Jr. • Nebraska • QB • Cibolo, Texas

- Set a career high with 431 yards of total offense, including 368 passing yards and 63 rushing yards, in Nebraska's victory over Southern Miss
- Threw for two TDs and rushed for one, leading Nebraska to scores on each of its six first-half possessions
- Registered his fourth 300-yard passing game in his last five contests



CO-DEFENSIVE POTW: Anthony Zettel • Penn State • Sr. • DT • West Branch, Mich.

- Notched a career-high seven tackles, including 2.5 for loss and 0.5 sacks, in Penn State's win over SDSU
- Also recovered a fumble, the second of his career
- His seven tackles led all Penn State players



CO-DEFENSIVE POTW: Shilique Calhoun • Michigan State • Sr. • DE • Middletown, N.J.

- Recorded six tackles, three tackles for loss, 2.5 sacks and one pass break-up
- Added four quarterback hurries and a blocked field goal
- Matched his career highs for sacks and tackles for loss



SPECIAL TEAMS POTW: Cameron Johnston • Ohio State • Jr. • P • Geelong, Australia

- Averaged 51.5 yards per punt over four attempts against Western Michigan, with three punts placed inside the 20-yard line
- Two punts were downed inside the 10-yard line, including one at the 1-yard line
- Helped the Buckeyes hold the Broncos to zero punt return yards in the contest
- Claims his second career Special Teams Player of the Week honor and first since Sept. 30, 2013
- Last Ohio State Special Teams Player of the Week: Bradley Roby (Oct. 7, 2013)



FRESHMAN POTW: Taiwan • Wisconsin • RB • Capitol Heights, Md.

- Rushed the ball 26 times for a career-high 147 yards in Wisconsin's win over Hawaii
- Recorded a pair of first-half touchdowns, giving the Badgers a 14-0 lead at halftime
- Made his first career start in the contest
- Wins his first career weekly award
- Last Wisconsin Freshman of the Week: Corey Clement (Nov. 18, 2013)

LIONS IN THE NFL

25 NITTANY LIONS ON ACTIVE NFL ROSTERS

A total of 25 Penn State football alumni are populating the active rosters of 19 National Football League teams. The Nittany Lions annually are among the top 20 programs nationally in producing players in the NFL.

The Jacksonville Jaguars boast a league-high four former Nittany Lions, including nine-year veteran and 2013 Pro Bowl linebacker Paul Posluszny and 2014 second-round pick Allen Robinson. Veterans Jared Odrick (Miami) and Stefan Wisniewski (Oakland) signed with Jacksonville during the offseason as free agents.

The Chicago Bears (Adrian Amos and Robbie Gould, Dallas Cowboys (Jack Crawford and Sean Lee) and Seattle Seahawks (Garry Gilliam and Jordan Hill) - each have two PSU alums.

Three players from Penn State's 2014 squad landed on active rosters - Amos (Chicago), Jesse James (Pittsburgh) and Donovan Smith (Tampa Bay). Another three from 2014 were named to practice squads: Brad Bars (New York Giants), Mike Hull (Miami) and Deion Barnes (New York Jets).

Penn State has had 39 NFL Draft picks since 2006, including 17 in the first three rounds, and at least three NFL Draft picks 17 times since starting Big Ten Conference competition in 1993. A total of 338 Nittany Lions have been selected all-time in the NFL Draft. Eleven-year veteran and Chicago Bears All-Pro placekicker Gould is Penn State's elder statesman in the NFL. Kansas City Chiefs All-Pro linebacker Tamba Hali, who is entering his 10th professional season, is second in longevity, followed by Posluszny (nine years) and seven-year professionals Jordan Norwood (Denver) and Cameron Wake (Miami).

For the 44th time in the Super Bowl's 49-game history, at least one Penn State alumnus was a member of one of the participating teams (18 times in last 20 years). Thirty-six former Nittany Lions have earned a total of 53 Super Bowl rings, most recently Hill and since-retired running back Michael Robinson with Seattle in 2014. A total of 105 Nittany Lions have been on Super Bowl rosters.

- Arizona Cardinals** – A.Q. Shipley
- Atlanta Falcons** – Nate Stupar
- Baltimore Ravens** – John Urschel
- Chicago Bears** – Adrian Amos, Robbie Gould
- Dallas Cowboys** – Jack Crawford, Sean Lee
- Denver Broncos** – Jordan Norwood
- Green Bay Packers** – Andrew Quarless
- Jacksonville Jaguars** – Jared Odrick, Paul Posluszny, Allen Robinson, Stefan Wisniewski
- Kansas City Chiefs** – Tamba Hali, Ross Travis (*PSU men's basketball*)
- Miami Dolphins** – Cameron Wake, Mike Hull
- Minnesota Vikings** – Gerald Hodges
- New Orleans Saints** – Mike Mauti
- New York Giants** – Brad Bars
- New York Jets** – Deion Barnes
- Oakland Raiders** – Matt McGloin
- Pittsburgh Steelers** – Jesse James
- San Diego Chargers** – Johnnie Troutman
- San Francisco 49ers** – NaVorro Bowman
- Seattle Seahawks** – Garry Gilliam, Jordan Hill
- Tampa Bay Buccaneers** – Donovan Smith
- Tennessee Titans** – DaQuan Jones
Practice squad in italics

TEN FORMER LIONS ON NFL COACHING STAFFS

Ten former Nittany Lions are patrolling the sidelines as part of NFL coaching staffs in 2015.

- Gary Brown (Dallas, running backs)
- Bobby Engram (Baltimore, wide receivers)
- Sam Gash (Green Bay, running backs)
- Ron Heller (New York Jets, assistant offensive line)
- John McNulty (Tennessee, quarterbacks)
- Mike Munchak (Pittsburgh, offensive line)
- Jeff Nixon (Miami, running backs)
- Paul Pasqualoni (Houston, offensive line)
- Darren Perry (Green Bay, safeties)
- Mike Wolf (Cleveland, assistant strength and conditioning)

Also, former Penn State quarterbacks coach Jim Caldwell is in his second season as the head coach of the Detroit Lions.

TEAM CAPTAINS



Penn State football head coach James Franklin announced on Aug. 10 that **Christian Hackenberg, Jordan Lucas, Angelo Mangiro, Von Walker and Anthony Zettel** will serve as team captains for the 2015 season. Hackenberg is a team captain for the second consecutive year.

"This group of guys was selected by their teammates and coaches because they are outstanding ambassadors for our program," Franklin said. "They are leaders in the classroom, in the community, in the locker room and are important influencers for our team."

Entering 2015, Hackenberg had started all 25 career games under center and ranked No. 3 in career passing yards (5,932), attempts (876) and completions (501), and was No. 4 in career total offense (5,770).

An honorable-mention All-Big Ten selection last season, Lucas is the unquestioned leader of the secondary. His 58 stops in 2014 ranked third on the team and his nine pass breakups ranked among the best in the Big Ten.

Mangiro was the leader of a young offensive line corps in 2014, starting every game and making starts at three different positions. He made 10 starts at center, two at right tackle and one at left guard. His efforts up front helped Penn State amass over 300 yards of total offense on seven

occasions in 2014, including 453 yards vs. Boston College in the New Era Pinstripe Bowl.

Walker earned a scholarship in April after two seasons as a walk-on, including a move from running back to linebacker during 2014 spring practice. Walker appeared in 12 games last season and made his first career start versus Northwestern. He was also a major contributor on special teams, ranking third on the team with five special teams tackles, including four on kickoff coverage. He has also excelled in the classroom, earning Academic All-Big Ten honors last year.

After moving from defensive end to defensive tackle in 2014, Zettel enjoyed his most productive season on the field in the blue and white. A fourth-team All-America selection by Athlon Sports and an All-Big Ten first-team pick by both the coaches and media, Zettel logged career-best totals with 17 tackles-for-loss and 8.0 sacks. Zettel was the only FBS player to rank among the national leaders in sacks and interceptions per game in 2014. Zettel is on a number of different awards watch lists.

PENN STATE MEDIA SERVICES

FOOTBALL CONTACTS

Kris Petersen
Cell: 814-883-4581

E-mail: kap18@psu.edu
Twitter: @GoPSUKris

Greg Campbell
Cell: 814-876-0824

E-mail: gxc35@psu.edu
Twitter: @SID_Greg

Tony Mancuso
Cell: 724-456-2326

E-mail: tdm5000@psu.edu
Twitter: @GoPSUTony

Mark Brumbaugh
Cell: 814-441-9145

E-mail: mgb28@psu.edu
Twitter: @markbrumbaugh

Asst. AD for Strategic Communications: Jeff Nelson

Associate Directors: Alissa Clendenen, Kris Petersen

Assistant Directors: Mark Brumbaugh, Greg Campbell, Pat Donghia, Jeremy Fallis, Tony Mancuso, Will Rottler, Megan Samassa, Arielle Sargent, Jeff Smith

Admin. Assistants: Vonda Harpster

Strategic Communications Office: 814-865-1757

Website: GoPSUsports.com

Address: 101D Bryce Jordan Center, University Park, Pa., 16802

SUNDAY:

9 a.m. - Cumulative stats available at GoPSUsports.com.

MONDAY:

10 p.m. - Weekly Release available at GoPSUsports.com.

TUESDAY:

12:40 p.m. - Penn State Weekly Press Conference James Franklin and at least two players available for questions in person and via telephone at Beaver Stadium.

To participate please contact the Strategic Communications Office at 814-865-1757 prior to 11 a.m. ET. Please contact Strategic Communications for FTP information for video/audio from the press conference.

1:28 p.m.: Head coach James Franklin available on the Big Ten weekly teleconference.

TUESDAY-WEDNESDAY:

9 a.m. - 2 p.m. - Player Interviews
Selected players available via teleconference interviews. For information, please contact Vonda Harpster at PSU Strategic Communications (vkh1@psu.edu; 814-865-1757).

THURSDAY:

TBA: Thursday Assistant Coach Teleconference
Selected players available via teleconference interviews. For information, please contact Vonda Harpster at PSU Strategic Communications (vkh1@psu.edu; 814-865-1757).

6:05 p.m.: The Penn State Coaches Show at LettermanS in State College (James Franklin).

SATURDAY:

Post-Game: James Franklin and selected players will be available immediately following the game. Please contact Strategic Communications for FTP audio/video information (home games only).

BIG STANDINGS

EAST	BIG TEN		OVERALL		
	W-L	%	W-L	%	vs. T25
PENN STATE	1-0	1.000	3-1	.750	0-0
Indiana	0-0	.000	4-0	1.000	0-0
Michigan State	0-0	.000	4-0	1.000	1-0
Ohio State	0-0	.000	4-0	1.000	0-0
Maryland	0-0	.000	2-2	.500	0-1
Michigan	0-0	.000	3-1	.750	1-0
Rutgers	0-1	.000	2-2	.500	0-0
WEST	W-L	%	W-L	%	vs. T25
Iowa	0-0	.000	4-0	1.000	0-0
Northwestern	0-0	.000	4-0	1.000	1-0
Illinois	0-0	.000	3-1	.750	0-0
Minnesota	0-0	.000	3-1	.750	0-1
Wisconsin	0-0	.000	3-1	.750	0-1
Nebraska	0-0	.000	2-2	.500	0-0
Purdue	0-0	.000	1-3	.250	0-0

BIG TEN SCHEDULE (All Times Eastern)

Saturday, Oct. 3

ARMY WEST POINT AT PENN STATE, NOON (ESPN2)

Purdue at Michigan State, Noon (ESPN2)

Iowa at Wisconsin, Noon (ESPN)

Minnesota at Northwestern, Noon (BTN)

Nebraska at Illinois, 3:30 p.m. (BTN)

Ohio State at Indiana, 3:30 p.m. (ABC/ESPN2)

Michigan at Maryland, 8 p.m. (BTN)

BIG TEN MEDIA SERVICES:

BIG TEN CONFERENCE RELEASE/STATISTICS: The Big Ten Conference football release, with standings and statistics, is available at www.bigten.org.

BIG TEN PLAYERS OF THE WEEK: The Big Ten Conference will be announcing Players of the Week every Monday during the season.

BIG TEN COACHES TELECONFERENCE: The Big Ten will conduct a football coaches teleconference every Tuesday during the season, from Sept. 1 to November 24. All 14 head coaches will be available to answer questions for eight minutes. Please contact the Big Ten Communications staff (847-696-1010) for the phone numbers for the teleconference and 24-hour replay.

MONDAY	TUESDAY	WEDNESDAY	THURSDAY	FRIDAY	SATURDAY	SUNDAY
Weekly Release Available by 10 p.m. on GoPSUsports.com	James Franklin Press Conference 12:40 p.m. (ET) B1G Teleconference 1:28 p.m. (ET) PSU Player Teleconferences	PSU Player Teleconferences Practice Availability & James Franklin Post Practice Approx. 6:10 p.m.	Assistant Coach Teleconference TBA Penn State Coaches Show 6:05 p.m. LettermanS	No Coach/Player Availability	Army West Point Noon ESPN/Penn State Sports Network Beaver Stadium	Updated Statistics Available 9 a.m. GoPSUsports.com



@PennStateFBall



PSUFBall

2015

PSUnrivald.com

GoPSUsports.com



FRANKLIN FILE

Born: February 2, 1972
Hometown: Langhorne, Pa.
Wife: Fumi
Daughters: Shola & Addison

Education:
 East Stroudsburg, 1995; B.S. in Psychology
 Washington State, 1999; M.A. in Educational Leadership

Playing Career:
 East Stroudsburg; Quarterback, 1991-94

Coaching Experience

2014-pres.	Head Coach	Penn State
2011-13	Head Coach	Vanderbilt
2008-10	Asst HC/Off. Coord./QBs	Maryland
2006-07	Off. Coord./QBs	Kansas State
2005	Wide Receivers	Green Bay Packers
2000-04	Recruiting Coord./WRs	Maryland
1999	Wide Receivers	Idaho State
1998	Grad. Asst./Tight Ends	Washington State
1997	Wide Receivers	James Madison
1996	Grad. Asst./Secondary	East Stroudsburg
1995	Wide Receivers	Kutztown

BOWL RESULTS

Year	School	Bowl	Result (Opp.)
2011	Vanderbilt	Liberty	L, 24-31 (Cincinnati)
2012	Vanderbilt	Music City	W, 38-24 (N.C. State)
2013	Vanderbilt	BBVA Compass	W, 32-21 (Houston)
2014	Penn State	Pinstripe	W, 31-30 (Boston College)

HEAD COACH JAMES FRANKLIN

Franklin was named the 16th head football coach in the history of the Nittany Lion program on January 11, 2014.

From Langhorne, Pa., Franklin vowed to “Dominate The State” and raise the bar in the team’s academic achievement and community service during his introductory news conference. During his short tenure in Happy Valley, he has electrified Nittany Nation with his passion, vision for the program and ability to recruit premier student-athletes from across the nation. Franklin has assembled a coaching staff featuring a record of success, tremendous chemistry and familiarity with each other, Penn State and the region.

“I can’t tell you how excited I am to come home,” Franklin stated at his introductory press conference. “I grew up watching Penn State football and now to be at the helm of such a storied program is a tremendous honor. It’s important to me to be a part of a University that strives for excellence in everything they do.

“When football student-athletes come to Penn State, they have a unique opportunity to receive a premium education while playing at the highest level of competition.”

Since Day 1, Franklin has reinforced his four core values in an effort to return the Penn State program to national prominence.

The passionate, positive and driven Franklin is in his fifth year as a collegiate head coach, leading his first four squads to a bowl game, earning post-season victories the past three years. He owns a 34-22 career record, with three consecutive winning seasons.

His first season as the Nittany Lions’ head coach began with a final-play 26-24 victory over UCF in Dublin, Ireland in Penn State’s first-ever international game. The 2014 campaign ended with an equally dramatic comeback, a 31-30 overtime win over Boston College in the New Era Pinstripe Bowl in Yankee Stadium. The Nittany Lions overcame a 14-point deficit late in the third quarter, tying the largest comeback in Penn State’s bowl history.

With the Pinstripe Bowl win, Franklin became just the third Penn State coach to lead the team to at least seven wins in his first season, joining Dick Harlow (1915) and Bill O’Brien (2012). In leading the Nittany Lions to a 4-0 start, Franklin also joined Harlow as the only first-year Penn State coaches to win their initial four games.

In February 2015, the Nittany Lions’ highly-regarded class of 25 signees was ranked in the Top 15 nationally by the four major recruiting services.

During Franklin’s first fall semester on campus, the Nittany Lions delivered a record-setting academic performance. The football student-athletes set program records with 25 student-athletes earning Dean’s List recognition (3.5 GPA), 57 players owning a cumulative 3.0 grade-point average (GPA) or higher after the 2014 fall semester and 21 true freshmen posting a 3.0 GPA or better. Additionally, 51 squad members compiled at

least a 3.0 GPA in the fall of 2014, the second-highest semester total in program history. The spring of 2015 saw continued academic success with 51 student-athletes compiling at least a 3.0 GPA, marking the first time in program history with 50 or more 3.0s in a spring semester. Additionally, 18 squad members were at a Dean’s List-level GPA for the spring semester.

Penn State’s 87 percent football graduation figure was second-highest in the Big Ten Conference and No. 5 among all public FBS institutions, according to NCAA data in October 2014. The Nittany Lions’ 87 percent graduation rate was 16 points higher than the 71 percent FBS average.

“We take a great deal of pride in our academic performance and we are committed to a high level of success and achievement in the classroom and on the field,” says Franklin, who is in his 21st year in coaching. “I have been so impressed by the dedication, work ethic and pride our players have demonstrated with all their academic and team responsibilities. We want our players to have the complete student-athlete experience at Penn State!”

From June to December 2014, the Nittany Lions completed a program-record of more than 1,900 total hours of community service. Members of the football program participated in more than 30 community service events, including 23 events from the time training camp started in August. The volunteer events began with the Pennsylvania Special Olympics Summer Games on June 6 and ended on Dec. 26 with a visit to Sloan-Kettering Memorial Hospital in New York. Many squad members also traveled to the Penn State Hershey Children’s Hospital in July, visiting with patients and their families.

The engaging and enthusiastic Franklin is a popular speaker and media interview subject. For the second consecutive year, he was a guest analyst on ESPN’s coverage from the site of college football’s National Championship game, spending a day appearing on various ESPN platforms from Fort Worth, Texas.

This past February, Franklin was the lone college head coach among the speakers and panelists at the prestigious MIT Sloan Sports Analytics Conference in Boston. He was a panelist for the session, “The Formula to Win: College Football Analytics,” which was moderated by CNN anchor/reporter Rachel Nichols.

“Coach Franklin is a great relationship builder and has a tremendous connection with his student-athletes, the Penn State student body and our community,” stated Sandy Barbour, Director of Athletics. “James aptly applies his football expertise and uses his high energy, passionate approach, and ability to listen and learn, to motivate the student-athletes in the program. You can see it in their effort, preparation and ‘never give up’ mentality. Penn State football has outstanding tradition, a really proud past and a very bright future under Coach Franklin’s leadership and I’m excited to see our progress.”

CAREER RECORD

Year	School	Overall	Conf.	Of Note
2011	Vanderbilt	6-7	2-6	lost to Cincinnati, 31-24; Liberty Bowl
2012	Vanderbilt	9-4	4-4	No. 23; def. North Carolina State, 38-24; Music City Bowl
2013	Vanderbilt	9-4	5-3	No. 20; def. Houston, 23-21; BBVA Compass Bowl
2014	Penn State	7-6	2-6	def. Boston College, 31-30 (OT); New Era Pinstripe Bowl
2015	Penn State	3-1	1-0	
Total (4 Years)		34-22	14-19	Four Bowl Appearances
Vanderbilt Record (3 Years)		24-15	11-13	Consecutive Top-25 Finishes for 1st Time in VU History
Penn State Record (1 Year)		10-7	3-6	Second Penn State coach to start career 4-0 (Harlow, 1915)

"Our primary focus was to identify someone who shared our commitment to integrity, academics and winning championships," then-Director of Athletics Dave Joyner said at Franklin's introductory news conference. "Coach Franklin is a highly regarded coach and tremendous leader, but more importantly, he shares the same vision for Penn State football that we, and our fans, have for the program. His record shows that he takes great pride in the academic and athletic success of his student-athletes."

"I'm incredibly excited to get to know the students, alumni, and fans who have demonstrated such loyalty to the University as a whole and to the football program in particular," Franklin added. "I've worked my way through every division of football and no other school boasts a fan base like we do. We Are...Penn State!"

Franklin directed Vanderbilt to consecutive Top 25 finishes for the first time in the 124-year history of the program. The Commodores finished the 2013 season No. 24 in the Associated Press poll and No. 23 in the USA Today Coaches survey. The 2012 Vanderbilt squad finished No. 23 and 20, respectively, marking its first AP final ranking since 1948. Franklin's 24 wins tied Dan McGugin for the most by a Vanderbilt coach in his first three seasons.

Franklin led Vanderbilt to a bowl game in each of his three seasons in Nashville, with the last two years resulting in wins over North Carolina State (Music City Bowl) and Houston (BBVA Compass Bowl). The Commodores had played in four bowl games all-time in the 121 seasons prior to his arrival, none in consecutive years.

Vanderbilt has posted four nine-win seasons in program history, with Franklin's last two teams comprising half of the total. Over the last 20 games during the 2012-13 seasons, the Commodores' 16-4 record was second-best in the SEC to Alabama's 17-3 mark.

Franklin inherited a Vanderbilt team that finished 2-10 in both 2009 and 2010, including a 1-15 SEC mark. From 1983-2010, the Commodores had just one winning season (2008) prior to his arrival. His drive, coaching acumen and enthusiasm drove a quick turnaround in Vanderbilt's fortunes, as the team posted a 6-6 regular-season record and earned a berth in the Liberty Bowl during his first season. The 2011 bowl berth was Vanderbilt's second since 1983 and running back Zac Stacy broke the Commodores' season record with 1,193 rushing yards.

The Commodores had a breakthrough campaign in 2012 under Franklin, finishing on a seven-game winning streak (longest since 1948) to post a 9-4 mark, Vanderbilt's most wins in 97 years. A victory at Missouri sparked an 8-1 finish, which included three consecutive SEC road wins for the first time in program history. The Commodores were 5-3 in SEC play, winning five SEC games for the first time since 1935, and posted two shutouts for the first time since 1968. Vanderbilt defeated N.C. State, 38-24, in the Music City Bowl and Franklin was among five finalists for the Bear Bryant National Coach of the Year. Stacy became the first player in Vanderbilt history to rush for 1,000 yards in consecutive seasons, gaining 1,141 yards to finish with a school-record 3,143 yards and 30 rushing touchdowns. Stacy started 12 games and ran for 973 yards and seven touchdowns as a rookie with the St. Louis Rams in 2013. Wide receiver Jordan Matthews broke the Vanderbilt season receiving record with 1,363 yards on 94 catches.

Vanderbilt continued its historic rise under Franklin during the 2013 season, capping a school-record second consecutive 9-4 campaign with a 41-24 win over Houston in the BBVA Compass Bowl. The Commodores defeated Florida, Georgia and Tennessee in the same season for the first time in history, winning in Gainesville and Knoxville. Franklin helped Matthews develop into a two-time All-American and the SEC's career leader in receptions and receiving yardage, having compiled 262 career receptions for 3,759 yards and 24 touchdowns. Matthews broke the

SEC season record with 112 receptions for 1,477 yards and seven touchdowns in 2013, becoming the first SEC receiver to make 100 catches in a season. Tackle Wesley Johnson also earned first-team All-SEC honors from the coaches and the Associated Press.

Franklin began his coaching career as the wide receivers coach at Kutztown (Pa.) University (1995) and was a graduate assistant coach at his alma mater, East Stroudsburg (Pa.) in 1996, working with the secondary. He then was the wide receivers coach at James Madison (1997), a graduate assistant (tight ends) at Washington State in 1998 and the wide receivers coach at Idaho State (1999).

In 2000, Franklin was named the wide receivers coach at Maryland under head coach Ron Vanderlinden, who would go on to coach the Penn State linebackers from 2001-13. Franklin continued in that role under new head coach Ralph Friedgen in 2002 and '03 and helped the Terps to three consecutive 10-win seasons, including an appearance in the 2002 FedEx Orange Bowl. In 2003, Franklin added duties as recruiting coordinator and directed back-to-back recruiting classes ranked in the Top 25 nationally. Franklin and former Nittany Lion head coach Bill O'Brien (running backs) were Maryland assistant coaches in 2003 and '04 under Friedgen.

After five successful years at Maryland, Franklin was named wide receivers coach on Mike Sherman's Green Bay Packers staff in 2005. During that season, Green Bay ranked third in the NFL in receptions (383) and seventh in receiving yards (3,766). Donald Driver was among the top receivers in the NFL, ranking second in receptions and eighth in receiving yards, with a then-career-high 86 catches for 1,221 yards.

Franklin served as the offensive coordinator and quarterbacks coach at Kansas State during the 2006-07 seasons under head coach Ron Prince. In 2006, he helped the Wildcats to their first winning season in four years. Franklin coached quarterback Josh Freeman and oversaw an offense that produced a 3,000-yard passer (Freeman), 1,500-yard receiver (All-American wide receiver Jordy Nelson) and 1,000-yard rusher (James Johnson) during the 2007 season, a first in school history. Freeman would go on to become the Wildcats' highest NFL offensive draft pick since 1954 when the Tampa Bay Buccaneers selected him 17th overall in the 2009 NFL Draft.

Franklin returned to Maryland in 2008 as the assistant head coach and offensive coordinator. He helped the Terrapins to victories in the 2008 Humanitarian Bowl and the 2010 Military Bowl. The 2010 squad was among the national leaders in scoring offense at 32.2 points per game and was led by ACC Rookie of the Year quarterback Danny O'Brien. He threw for 2,438 yards, 22 touchdowns and only eight interceptions in 2010, with All-ACC receiver Torrey Smith making 67 catches for 1,055 yards and 12 scores.

In 1998, Franklin began his participation in the NFL's Minority Coaching Fellowship Program, starting with a stint with the Miami Dolphins and working with Hall of Fame quarterback Dan Marino. Franklin also worked with Donovan McNabb of the Philadelphia Eagles (1999) and Minnesota Vikings (2008) in the NFL program.

Franklin was a four-year letterman at quarterback and a two-time All-PSAC selection at East Stroudsburg. He set seven school records as a senior to earn team MVP honors and was a Harlon Hill Trophy nominee as the NCAA Division II Player of the Year. Among the season records he set were for total offense (3,128 yards), passing yards (2,586) and TD passes (19). Franklin graduated having broken or tied 23 school records.

Franklin graduated from East Stroudsburg in 1995 with a degree in psychology and earned a master's degree in educational leadership from Washington State University. Franklin graduated from Neshaminy High School in Langhorne.

Franklin and his wife, Fumi, have two daughters, Shola and Addison.



@PennStateFBall



PSUFBall

2015

PSUnrivaled.com

GoPSUsports.com

OPPONENT TRACKER



TEMPLE *owlsports.com*
OVERALL: 3-0 **AAC:** 1-0
THIS WEEK: at Charlotte
LAST WEEK: Off

Temple rallied from a first-half deficit to defeat Penn State, 27-10 on Sept. 5...It was Temple's first win over the Nittany Lions in 74 years...Penn State took a 10-0 lead in the first quarter highlighted by an Akeel Lynch 42-yard touchdown run...There were 69,176 fans in attendance at Lincoln Financial Field...Temple's Jahad Thomas rushed for 135 yards and two touchdowns.

Series Record: Penn State leads, 39-4-1 **Last Meeting:** Sept. 5, 2015; L, 27-10 - Lincoln Financial Field



BUFFALO *ubbulls.com*
OVERALL: 2-2 **MAC:** 0-0
THIS WEEK: host Bowling Green
LAST WEEK: L, 21-24, Nevada

Just the third meeting all-time between the two programs...Penn State scored on three consecutive drives starting late in the third quarter to win...In the second half, Penn State gained 202 yards on 31 plays (6.5 avg.), finishing the game with 328 yards...The Nittany Lions have a 24-3 record against the teams in the 2015 alignment of the Mid-American Conference.

Series Record: Penn State leads, 2-1 **Last Meeting:** Sept. 12, 2015; W, 27-14 - Beaver Stadium



RUTGERS *scarletknights.com*
OVERALL: 2-2 **B1G:** 0-1 (East)
THIS WEEK: Off
LAST WEEK: W, 27-14, vs. Kansas

PSU has won nine straight vs. RU dating back to 1989 and is 14-2 all-time at home ... PSU has now won both Big Ten meetings between the schools after opening the 2014 Big Ten season with victory against them, as well ... PSU QB Christian Hackenberg had to engineer a comeback drive in 2014 for the win, but in the 2015 matchup, the Nittany Lions scored 21 points in the second quarter to build a comfortable lead.

Series Record: Penn State leads, 24-2 **Last Meeting:** Sept. 19, 2015; W, 28-3 - University Park, Pa.



SAN DIEGO STATE *goaztecs.com*
OVERALL: 1-3 **MWC:** 0-0
THIS WEEK: host Fresno State
LAST WEEK: L, 21-37, at Penn State

Just the third Mountain West opponent to play Penn State (Air Force, Utah State)...Penn State is 5-0 in meetings with MWC schools ... San Diego State was Penn State's 155th different opponent all-time ... PSU now 114-33-8 in first meetings with opponents ... The Nittany Lions have a 10-3 record in Beaver Stadium against teams from the Pacific Time Zone, winning their last seven.

Series Record: Penn State leads, 1-0 **Last Meeting:** Sept 26, 2015; W, 37-21 - University Park, Pa.



ARMY *goarmywestpoint.com*
OVERALL: 1-3
THIS WEEK: vs. Penn State
LAST WEEK: W, 58-36, at Eastern Michigan

Among FBS programs, Army West Point is the fourth-oldest Penn State opponent, with the first meeting coming in 1899...First meeting in 36 years between the two programs...Penn State is 6-3 all-time at home vs. the Black Knights...PSU is 35-27-2 all-time vs. the Service Academies.

Series Record: Penn State leads, 13-10-2 **Last Meeting:** Oct. 13, 1979; W, 24-3 - Beaver Stadium



INDIANA *iuhoosiers.com*
OVERALL: 4-0 **B1G:** 0-0 (East)
THIS WEEK: host Ohio State
LAST WEEK: W, 31-24, Wake Forest

A series that began in 1993 when Penn State joined the Big Ten...19th meeting in 23 B1G seasons...Nittany Lions own 8-0 mark at home vs. Hoosiers...First home meeting since 45-22 win on Nov. 17, 2012...Last season, Belton tied PSU record for longest rush from scrimmage with 92-yard TD run...Defense help IU to just 221 yards of total offense and no offensive scores.

Series Record: Penn State leads, 17-1 **Last Meeting:** Nov. 8, 2014; W, 13-7 - Bloomington, Ind.



OHIO STATE *ohiostatebuckeyes.com*
OVERALL: 4-0 **B1G:** 0-0 (East)
THIS WEEK: at Indiana
LAST WEEK: W, 38-12, Western Michigan

Two programs first met in 1912 and have played every year since Penn State joined the Big Ten...Last Penn State win in Columbus came on Nov. 19, 2011, a 20-14 victory...PSU rallied from 17-0 deficit to force overtime last season, eventually falling in 2OT...Anthony Zettel returned INT 40 yards for a TD...Saeed Blacknall hauled in leaping TD catch...Christian Hackenberg led game-tying FG drive in final 2:58 of regulation.

Series Record: Ohio State leads, 17-13 **Last Meeting:** Oct. 25, 2014; L, 31-24 (2OT) - Beaver Stadium



MARYLAND *umterps.com*
OVERALL: 2-2 **B1G:** 0-0 (East)
THIS WEEK: host Michigan
LAST WEEK: L, 6-45, at West Virginia

Regional foes meet for second time as B1G opponents at the home of the Baltimore Ravens...Will be fourth neutral site meeting between PSU and UMD, with the first three coming at Memorial Stadium in Baltimore...Penn State is 2-0-1 in neutral site games vs. Maryland...Nittany Lions are 14-1-1 away from home vs. the Terrapins...Marcus Allen made 11 stops vs. Terps last season to help limit them to just 194 yards of total offense.

Series Record: Penn State leads, 35-2-1 **Last Meeting:** Nov. 1, 2014; L, 20-19 - Beaver Stadium



ILLINOIS *fightingillini.com*
OVERALL: 3-1 **B1G:** 0-0 (West)
THIS WEEK: host Nebraska
LAST WEEK: W, 27-25, Middle Tennessee

Penn State is 8-1 all-time at home vs. Illinois...Only home loss came in 2010 (33-13)...Three of last four meetings decided by seven points or less...Last home meeting: W, 24-14 (OT)...Kyle Carter caught GW TD pass from Hackenberg & Keiser capped victory game-ending INT on ILL first play of OT...Akeel Lynch rushed for 137 yards and one TD in 2014 meeting, but PSU fell on late ILL field goal.

Series Record: Penn State leads, 17-5 **Last Meeting:** Nov. 22, 2014; L, 16-14 - Champaign, Ill.



NORTHWESTERN *nusports.com*
OVERALL: 4-0 **B1G:** 0-0 (West)
THIS WEEK: host Minnesota
LAST WEEK: W, 24-19, Ball State

Nittany Lions travel to Evanston for the first time since a 34-24 victory on Oct. 22, 2011...Penn State is 6-2 all-time on the road vs. the Wildcats...PSU has scored 30-plus points in six of its last seven vs. NW...Penn State has won three straight road games vs. Northwestern...In 2011, Matt McGloin threw for 192 yards and two TD, including a 45-yard TD pass to Devon Smith in a 34-24 win at NW...Team rushed for 189 yards in victory.

Series Record: Penn State leads, 13-4 **Last Meeting:** Sept. 27, 2014; L, 29-6 - Beaver Stadium



MICHIGAN *mgoblue.com*
OVERALL: 3-1 **B1G:** 0-0 (East)
THIS WEEK: at Maryland
LAST WEEK: W, 31-0, BYU

The last two meetings between PSU and UM have been decided by eight total points...Last meeting at Beaver Stadium was a 43-40 victory for the Nittany Lions...The meeting took four overtimes to decide a winner, marking the longest game in Big Ten history...DaeSean Hamilton caught his first career touchdown pass in last season's contest...Anthony Zettel has nabbed an interception in each of the last two games vs. the Wolverines.

Series Record: Michigan leads, 11-7 **Last Meeting:** Oct. 11, 2014; L, 18-13 - Ann Arbor, Mich.



MICHIGAN STATE *msuspartans.com*
OVERALL: 4-0 **B1G:** 0-0 (East)
THIS WEEK: host Purdue
LAST WEEK: W, 30-10, Central Michigan

Penn State and Michigan State have played in 19 of Penn State's 22 B1G seasons and 29 times overall...The two schools didn't play from 2011-13...13 of Penn State's 14 wins in the series have come as B1G competitors...This will be PSU's first trip to East Lansing since a 42-14 win on Nov. 21, 2009...Penn State was the only school to hold Michigan State to under 300 yards of total offense in 2014.

Series Record: Series tied, 14-14-1 **Last Meeting:** Nov. 29, 2014; L, 34-10 - Beaver Stadium

Home Game

Away Game

Neutral Site Game

GAME 4

SAN DIEGO STATE 21

37 **PENN STATE**

BEAVER STADIUM
BTN SEPT. 26, 2015
ATTN: 95,107



GAME RECAPS

UNIVERSITY PARK, Pa. - Penn State scored three touchdowns off three San Diego State fumbles en route to a 37-24 victory in non-conference football action Saturday afternoon in Beaver Stadium. Quarterback Christian Hackenberg completed 21-of-35 pass attempts for 296 yards and three touchdowns, while defensive tackle Austin Johnson returned a fumble 71 yards for a touchdown to put the game out of reach in the fourth quarter.

The game turned in Penn State's favor late in the first half when San Diego State muffed a punt and fumbled in Nittany Lion territory in the final 2:33. The Aztecs led 14-13 but the turnovers allowed Penn State to take a 27-14 lead into the locker room after Hackenberg capped both resulting drives with touchdown passes.

Chris Godwin and DaeSean Hamilton led the Lions with five receptions each, with Godwin totaling 78 yards and a touchdown. Godwin also recovered the muffed punt late in the second quarter. Saeed Blacknall led in yardage, totaling a career-high 101 yards on four receptions, including career-long receptions of 45 and 46 yards. Running backs Saquon Barkley and Mark Allen both factored in the passing game, each notching their first receiving touchdowns.

Barkley led the team on the ground with 62 yards on eight carries, all in the first quarter and early second quarter.

Penn State was strong defensively, yielding only two drives longer than 36 yards, and 242 total yards. The Nittany Lions' 141 passing yards allowed were their fewest against an FBS non-conference opponent since holding Kent State to 134 in 2013. SDSU's first touchdown came on a 100-yard kickoff return by Rashaad Penny, and its last came after getting the ball on the Penn State 21-yard line after a Nittany Lion muffed punt early in the third quarter. Not including special teams scores, the Nittany Lion defense has not allowed more than seven points in the first half of 10 consecutive games.

Defensive tackle Anthony Zettel led the unit with a career-high seven tackles, including a team-best 2.5 for loss and a half sack. He also recovered a fumble that led to a touchdown and broke up one pass. Defensive end Carl Nassib had 2.0 of the team's five sacks, including the sack-forced fumble that led to Johnson's touchdown run. Defensive end Garrett Sickels forced the fumble that Zettel recovered and recorded a half sack and pass breakup in addition to three tackles.

Penny led SDSU with 192 all-purpose yards, including the 100-yard kickoff return and a 55-yard rush that keyed a touchdown drive. Donnel Pumphrey rushed for 56 yards and a touchdown on 18 carries and caught four passes for 51 yards. Quarterback Maxwell Smith completed 10-of-29 passes for 141 yards and a touchdown, targeting Mikah

Holder for 78 yards and a touchdown.

SDSU's fumbles before halftime allowed Penn State to score two touchdowns in the final 1:03 before the break.

Lloyd Mills muffed a 44-yard punt from Penn State's Chris Gulla at the SDSU 27. The Nittany Lions found the end zone in four plays, as Allen capped the short drive with a 13-yard touchdown reception with 1:03 remaining in the half. Allen pulled in the short pass near the line of scrimmage and leapt into the end zone as he was tripped up. He was originally marked down at the two, but the spot was overturned upon video review.

After the ensuing kickoff, SDSU took over on its own 25-yard line, but Sickels stripped Pumphrey of the ball on the first play from scrimmage, and Zettel pounced on it, giving the Lions the ball back on the 23 with 55 seconds remaining in the half.

After a sack, Hackenberg led the Lions to the 11, completing an 8-yard pass to Kyle Carter and a 7-yard pass to Hamilton on 3rd-and-5. Hackenberg then converted another third down after a pair of incompletions, finding Godwin in the middle of the field for an 11-yard touchdown with 17 seconds left before the break.

Hackenberg completed 16-of-24 pass attempts in the half for 234 yards and three touchdowns. Blacknall caught three of the passes for 98 yards. The Nittany Lions outgained SDSU in total offense 297-81 yards.

San Diego State threatened in the second half, taking advantage of a muffed punt for a six-play, 21-yard touchdown drive. Pumphrey capped the drive with a 1-yard touchdown run. Late in the third quarter when SDSU began to drive on offense again. Starting at their own 18, a 31-yard pass from Smith to Holder moved the Aztecs to the PSU 24. The drive came to an abrupt end though when Nassib forced Smith to fumble on the next play, planting his helmet on the quarterback's arm just before it could come forward. The 6-4, 323-pound Johnson scooped up the resulting fumble and rumbled 71-yards to the end zone for a 34-21 lead with 13:44 remaining.

Joey Julius would convert his third field goal of the game with 9:52 remaining for the final margin. A 32-yard pass from running back Nick Scott to Godwin moved the Lions into range at the SDSU 13.

SCORING SUMMARY						
	1	2	3	4	OT	F
SDSU	7	7	7	0	-	21
PSU	10	17	0	10	-	37

Q	Time	Team	Play	Score
1st	4:20	PSU	7-66/3:42/0-7 Saquon Barkley 22 yd pass from Hackenberg (Julius kick)	7-7
	4:08	SDSU	Rashaad Penny 100 yd kickoff return (Hageman kick)	7-7
	0:43	PSU	Joey Julius 40 yd field goal	7-53/3:18/7-10
2nd	11:59	PSU	Joey Julius 24 yd field goal	7-72/2:49/7-13
	10:23	SDSU	Mikah Holder 19 yd pass from Smith (Hageman kick)	3-75/1:36/14-13
	1:03	PSU	Mark Allen 13 yd pass from Hackenberg (Julius kick)	4-27/1:30/14-20
	0:17	PSU	Chris Godwin 11 yd pass from Hackenberg (Julius kick)	6-23/0:38/14-27
3rd	8:11	SDSU	Donnel Pumphrey 1 yd run (Hageman kick)	6-21/3:12/21-27
4th	13:44	PSU	Austin Johnson 71 yd fumble recovery (Julius kick)	21-34
	9:52	PSU	Joey Julius 26 yd field goal	8-52/2:51/21-37

TEAM STATS		
	SDSU	PSU
First Downs	13	19
Rushing Yards	101	72
Passing Yards	141	328
Passing (C-A-Int)	10-29-0	22-36-0
Total Offense	242	400
Plays	63	70
Fumbles (#-Lost)	4-3	1-1
Penalties (#-Yards)	4-32	5-37
Possession Time	25:26	34:34
3rd-Down Conv.	5-17	4-15
Red-Zone	2-2	5-5
Touchdowns	2	2
Field goals	0	3

OTHER	
Time of Game	3:27
SDSU	1-3, 0-0 MWC
Penn State	3-1, 1-0 Big Ten

INDIVIDUAL STATISTICS

RUSHING
Rutgers-Pumphrey, Donnel 18-56; Penny, Rashaad 1-55; Price, Chase 4-24; TEAM 3-minus 5; SMITH, Maxwell 8-minus 29
Penn State-Barkley, Saquon 8-62; Lynch, Akeel 10-18; Scott, Nick 6-9; Allen, Mark 5-5; Polk, Brandon 1-1; Hackenberg, Christian 3-minus 6; TEAM 1-minus 17.

PASSING
Rutgers-San Diego State-Smith, Maxwell 10-29-0-141
Penn State-Hackenberg, Christian 21-35-0-296; Scott, Nick 1-1-0-32.

RECEIVING
San Diego State-Holder, Mikah 4-78; Pumphrey, Donnel 4-51; Price, Chase 1-10; Mills, Lloyd 1-2.
Penn State-Godwin, Chris 5-78; Hamilton, DaeSean 5-40; Blacknall, Saeed 4-101; Carter, Kyle 3-47; Allen, Mark 2-29; Gesicki, Mike 2-11; Barkley, Saquon 1-22.

TOP TACKLERS (T-UA-A)
San Diego State-Fely, Jake 10-5-5; Kazee, Damontae 8-6-2; Kelly, Kameron 8-6-2; Smith, Malik 7-3-4; Whittaker, J.J. 6-4-2; Munson, Calvin 5-2-3
Penn State-Zettel, Anthony 7-3-4; Reeder, Troy 6-2-4; Bell, Brandon 4-3-1; Cabinda, Jason 4-0-4; Apke, Troy 3-3-0; Haley, Grant 3-3-0; Golden, Malik 3-1-2; Sickels, Garrett 3-1-2; White, Antoine 3-1-2

NATIONAL POLLS

AP TOP 25 (Week 4)

1. Ohio State (45)	4-0	1482
2. Michigan State (5)	4-0	1397
3. Ole Miss (10)	4-0	1349
4. TCU	4-0	1254
5. Baylor	3-0	1196
6. Notre Dame	4-0	1163
7. UCLA	4-0	1156
8. Georgia	4-0	1147
9. LSU	3-0	1075
10. Utah(1)	4-0	1034
11. Florida State	3-0	888
12. Clemson	3-0	853
13. Alabama	3-1	850
14. Texas A&M	4-0	776
15. Oklahoma	3-0	747
16. Northwestern	4-0	566
17. USC	3-1	509
18. Stanford	3-1	486
19. Wisconsin	3-1	309
20. Oklahoma State	4-0	281
21. Mississippi State	3-1	211
22. Michigan	3-1	209
23. West Virginia	3-0	179
24. California	4-0	149
25. Florida	4-0	140

Others receiving votes: Toledo 68, Oregon 64, Arizona 48, Boise State 38, Iowa 37, Texas Tech 36, Houston 23, Duke 18, **Temple** 17, Miami (Fla.) 14, Kansas State 12, Memphis 11, NC State 10, Navy 9, Minnesota 5, BYU 5, Tennessee 4

USA TODAY COACHES TOP 25 (Week 4)

1. Ohio State (61)	4-0	1593
2. Michigan State (2)	4-0	1493
3. TCU	4-0	1401
4. Baylor	3-0	1394
5. Ole Miss (1)	4-0	1348
6. Georgia	4-0	1256
7. Notre Dame	4-0	1114
8. LSU	3-0	1106
9. Florida State	3-0	1088
10. UCLA	4-0	1076
11. Clemson	3-0	971
12. Utah	4-0	893
13. Alabama	3-1	867
14. Oklahoma	3-0	803
15. Texas A&M	4-0	786
16. USC	3-1	566
17. Northwestern	4-0	511
18. Wisconsin	3-1	418
19. Oklahoma State	4-0	413
20. Stanford	3-1	401
21. West Virginia	3-0	230
22. Mississippi State	3-1	145
23. Florida	4-0	141
24. California	4-0	89
Oregon	2-2	89

Others receiving votes: **Michigan** 84, Arizona 72, Kansas State 66, Miami (Fla.) 61, NC State 52, Boise State 47, Duke 44, Iowa 44, Memphis 42, Texas Tech 22, **Temple** 18, Toledo 15, Auburn 8, Minnesota 6, Missouri 6, Georgia Tech 6, Houston 5, Kentucky 3, **Indiana** 2, Tennessee 2, Navy 1, BYU 1, **Illinois** 1

COLLEGE FOOTBALL PLAYOFF

Rankings Calendar for 2015

- November 3
- November 10
- November 17
- November 24
- December 1
- December 6 (Selection Day and Playoff Semifinal teams announced)

2015 Opponents in Bold

PENN STATE IN THE POLLS

Date	AP	COACHES
Preseason	RV	RV
Week 2 (9/8)	--	--
Week 3 (9/13)	--	--
Week 4 (9/20)	--	--
Week 5 (9/27)	--	--
Week 6 (10/4)	--	--
Week 7 (10/11)	--	--
Week 8 (10/18)	--	--
Week 9 (10/25)	--	--
Week 10 (11/1)	--	--
Week 11 (11/8)	--	--
Week 12 (11/15)	--	--
Week 13 (11/22)	--	--
Week 14 (11/29)	--	--
Week 15 (12/6)	--	--
Week 16 (Pre Bowls)	--	--

FUTURE SCHEDULES

2016 Schedule

Sept. 3	KENT STATE
Sept. 10	at Pittsburgh
Sept. 17	TEMPLE
Oct. 1	MINNESOTA*
Oct. 8	MARYLAND*
Oct. 15	at Michigan*
Oct. 22	OHIO STATE*
Oct. 29	at Purdue*
Nov. 5	IOWA*
Nov. 12	at Indiana*
Nov. 19	at Rutgers*
Nov. 26	MICHIGAN STATE*

2017 Schedule

Sept. 2	AKRON
Sept. 9	PITTSBURGH
Sept. 16	GEORGIA STATE
Sept. 30	INDIANA*
Oct. 7	at Northwestern*
Oct. 14	at Iowa*
Oct. 21	MICHIGAN*
Oct. 28	at Ohio State*
Nov. 4	at Michigan State*
Nov. 11	RUTGERS*
Nov. 18	NEBRASKA*
Nov. 25	at Maryland*

2018 Schedule

Sept. 1	APPALACHIAN STATE
Sept. 8	at Pittsburgh
Sept. 15	KENT STATE
Sept. 22	at Illinois*
Sept. 29	OHIO STATE*
Oct. 13	MICHIGAN STATE*
Oct. 20	at Indiana*
Oct. 27	IOWA*
Nov. 3	at Michigan*
Nov. 10	WISCONSIN*
Nov. 17	at Rutgers*
Nov. 24	MARYLAND*

2019 Schedule*

Aug. 31	IDAHO
Sept. 7	TBA
Sept. 14	PITTSBURGH
Sept. 21	TBA
Sept. 28	at Maryland*
Oct. 5	PURDUE*
Oct. 12	at Iowa*
Oct. 19	MICHIGAN*
Oct. 26	at Michigan State*
Nov. 9	at Minnesota*
Nov. 16	INDIANA*
Nov. 23	at Ohio State*
Nov. 30	RUTGERS*

*One non-conference game to be scheduled

SERIES NOTES

ARMY WEST POINT HEAD COACH JEFF MONKEN

- Like Penn State, Army West Point is guided by a head coach in his second year at the helm of the program. Jeff Monken guided Army to a 4-8 record in his inaugural campaign last season.
- He was previously the head coach at Georgia Southern for four seasons, where he guided the Eagles to the NCAA FCS semifinals in three consecutive years (2010-12). In his fourth season, Georgia Southern was transitioning to FBS and was not eligible for postseason play.
- Georgia Southern won two Southern Conference championships and he was named the 2011 SoCon Coach of the Year.
- He was a 2012 Liberty Mutual Coach of the Year Finalist.
- Monken previously served as an assistant at Georgia Southern (1997-2001), and was also an assistant at Georgia Tech (2008-09), Navy (2002-07), Concordia (Ill.) (1996) and Buffalo (1992-94). He was also a graduate assistant at Hawaii (1989-90) and Arizona State (1991).

COACHING CONNECTIONS

- Penn State assistant head coach/co-defensive coordinator/linebackers coach **Brent Pry** coached at Georgia Southern in 2010 with current Army West Point head coach Jeff Monken, offensive coordinator Brent Davis, corner back coach Orlando Mitjans and quarterback coach Mitch Ware.
- Monken and Pry were also together at Buffalo in 1992. Pry was an undergrad coach after a career-ending injury and Monken was the team's wide receivers and tight ends coach.
- Penn State defensive coordinator **Bob Shoop** coached the defensive backs at Army in 1998. Current Army safeties coach John Loose was on Army staff with Shoop as the linebackers coach.

HACKENBERG CONNECTIONS

- An uncle of Penn State quarterback **Christian Hackenberg**, Justen Hackenberg lettered on Army's football team 1992-94.
- Justen Hackenberg graduated from West Point in 1995 and served in the Army for 11 1/2 years before retiring as a major in 2006. Amongst his many assignments was a deployment to Iraq for Operation Iraqi Freedom in 2003.
- His awards and decorations include the Army Commendation Medal, Army Achievement Medal, National Defense Service Medal, Armed Forces Expeditionary Medal, Global War on Terrorism Expeditionary Medal, Global War on Terrorism Service Medal, Korea Defense Service Medal, Army Service Ribbon, Overseas Service Ribbon, NATO Medal, Meritorious Service Medal and Bronze Star.

SCOUTING THE BLACK KNIGHTS

- Army West Point is 1-3 after dropping its first three games by margins of less than a touchdown. Army came up short against Fordham (L, 37-35) and Connecticut (L, 22-17) in the first two weeks, and Wake Forest kicked a 47-yard field goal as time expired for a 17-14 victory in week three.
- The Black Knights earned their first win of the season in their last outing, rushing for 556 yards in a 58-36 win over Eastern Michigan. The 556 rushing yards were the most in a game against a current FBS opponent in Academy history. Six different players rushed for 60 yards or more.
- Using a triple-option offensive scheme, Army averages 50 rushing attempts per game to nine passing attempts per game. Quarterback Ahmad Bradshaw is the team's leading rusher with 341 yards on 68 attempts and four touchdowns. He has also completed 11-of-22 passing attempts for 194 yards and three touchdowns with one interception.
- When Army West Point does pass, it has been able to get big gains, as the Black Knights are second in the nation only to fellow service academy Air Force, averaging 21.76 yards per completion.
- Linebacker Andrew King ranks fifth in the nation with 2.0 tackles for loss per game.
- Army is one of three FBS programs not affiliated with a conference. The other two are Notre Dame and BYU.

SERIES RECORD

Penn State and Army West Point restore a historic series that dates back to Penn State's 13th season in 1899. Penn State won the first meeting, and the two teams battled to draws in their next two meetings in 1899 and 1939. From 1949 to 1979 the two teams played on a nearly annual basis, with Army holding the upper-hand initially, winning six straight from 1949 to 1958 and 10-of-13 from 1949 to 1966. However, Penn State has won the last nine meetings to take a 13-10-2 advantage in the series. The Nittany Lions hold a 6-3 advantage at home.

Year	Opponent	Result
1899	Away	Penn State, 6-0
1900	Away	Tied, 0-0
1939	Away	Tied, 14-14
1949	Away	Army, 42-7
1950	Away	Army, 41-7
1955	Away	Army, 35-6
1956	Away	Army, 14-7
1957	Home	Army, 27-13
1958	Away	Army, 26-0
1959	Away	Penn State, 17-11
1960	Away	Penn State, 27-16
1961	Home	Army, 10-6
1962	Away	Army, 9-6
1963	Home	Army, 10-7
1964	Away	Penn State, 6-2
1966	Away	Army, 11-0
1968	Home	Penn State, 28-24
1970	Away	Penn State, 38-14
1971	Home	Penn State, 42-0
1972	Away	Penn State, 45-0
1973	Home	Penn State, 54-3
1974	Away	Penn State, 21-14
1975	Home	Penn State, 31-0
1976	Home	Penn State, 38-16
1979	Home	Penn State, 24-3

LAST MEETING

PENN STATE RUSHES PAST ARMY, 24-3

Homecoming 1979 was Matt Suhey's day. With the offensive line opening gaping holes in the Army defense, the Lion senior fullback rushed for 225 yards in 23 carries to lift Penn State to an easy 24-3 victory. The 225 yards were the fourth-highest single-game performance in Penn State history and marked Suhey's fourth 100-yard day. During the game, he set the Penn State career rushing attempts record and moved into fourth place on the Lion career rushing yardage chart.


Penn State struck quickly, following a short punt to the Army 38. Quarterback Dayle Tate threw to tailback Booker Moore for 11 yards and Suhey burst off the right side for 25 yards to the Army two. Two plays later, Moore scored the initial touchdown. Linebacker Lance Mehl picked off a Jerryl Bennett pass midway through the second quarter to start another Lion scoring drive. On the first play, Moore swept right end for 18 yards and again off the right side, he picked up 11. Suhey gained 11 to the Army 17 and then rambled up the middle for the final 17 yards to complete a four-play, 57-yard drive.

On the Cadets' next possession, end Larry Kubin pounced on a fumble caused by middle guard Bruce Clark, at the Army 22. Herb Menhardt followed with a 24-yard field goal to give Penn State a 17-0 halftime lead.

Both teams had field goal tries in the third quarter. Penn State's Menhardt missed from 33 yards early in the quarter, while Army's Dave Aucoin averted a shutout with a 44-yarder late in the quarter, after Penn State bobbled and lost a punt deep in its territory. Midway through the final quarter, Suhey dashed 61 yards up the middle for the final score.

Penn State rushed for 324 yards, 225 by Suhey, and another 103 by Moore. It was the 16th time that two Penn State backs had rushed for 100 yards in the same game and the first time since the 1977 Fiesta Bowl that the feat had been accomplished.

Penn State's defense held Army to 10 first downs, only 76 yards rushing and 120 yards passing.



TEAM STATISTICS

	PSU	Army
First Downs	17	10
Rushing Yards	324	76
Passing Yards	51	120
Passing (C-A-Int)	6-14-3	7-26-2
Total Offense	376	196
Plays	73	72
Fumbles (#-Lost)	2-1	1-1
Penalties (#-Yards)	7-37	6-40

GAME LEADERS

* Top performers from each school based on yardage.

PENN STATE

Rushing

Matt Suhey	23 for 225 yds, 1 TD
Booker Moore	24 for 103 yds, 1 TD

Passing

Dayle Tate	6-of-14 for 51 yds 0 TD/3 INT
------------	----------------------------------

Receiving

Booker Moore	2 for 28 yds
Tom Donovan	2 for 20 yds

ARMY WEST POINT

Rushing

Jimmy Hill	23 for 43 yds
Jerryl Bennett	16 for 18 yds

Passing

Jerryl Bennett	7-of-26 for 120 yds 0 TD/2 INT
----------------	-----------------------------------

Receiving

Kevin Kullander	3 for 89 yds
Mike Fahnestock	2 for 45 yds

OTHER

Date	Oct. 13, 1979
Location	University Park, Pa.
Stadium	Beaver Stadium
Attendance	77,157
Penn State	3-2
Army	2-2-1

RECORD BREAKDOWN

Overall Record	3-1
Day Games	2-1
Night Games (6 p.m. or later)	1-0
TV Games	0-0
ABC	0-0
ESPN	0-1
ESPN2	1-0
ESPNU	0-0
BTN	2-0
Scoring First	3-1
Opponent Scoring First	0-0
Leading at the Half	3-1
Trailing at the Half	0-0
Tied at the Half	0-0
Leading after Third Qtr.	3-0
Trailing after Third Qtr.	0-1
Tied after Third Qtr.	0-0
Overtime Games	0-0
Scoring less than 20 pts.	0-1
Scoring 20-29 points	2-0
Scoring 30-39 Points	1-0
Scoring 40+ Points	0-0
Allowing 10 points or less	1-0
Allowing 11-20 points	1-0
Allowing 21-30 points	1-1
Allowing 31+ points	0-0
Rushing for less than 100 yds	1-1
Rushing for over 100 yds	1-0
Rushing for 200+ yds.	1-0
Rushing for 300+ yds.	1-0
Passing for less than 200 yds.	2-1
Passing for 200+ yds.	1-0
Passing for 300+ yds.	0-0
Passing for 400+ yds.	0-0
Totalling less than 300 yds total offense	0-1
300-399 yds of total offense.	1-0
400-499 yds of total offense.	2-0
500+ yds of total offense	0-0
Allowing less than 100 yds rushing.	2-0
Allowing more than 100 yds rushing.	1-1
Allowing less than 300 yds total offense.	3-0
Allowing 300+ yds total offense	0-1
Having a 100-yd rusher	2-0
Having two 100-yd rushers	1-0
Not having a 100-yd rusher	1-1
Opp. having a 100-yd rusher	0-1
No turnovers	1-0
Less than 3 turnovers.	3-1
3+ turnovers.	0-0
No takeaways	0-0
1 or 2 takeaways	1-1
3 or more takeaways	2-0
More than 30:00 of possession	1-0
Less than 30:00 of possession.	2-1

PENN STATE'S WINS VS. LOSSES (AVG.)

	Wins	Losses
Points Scored	30.7	10.0
First Downs	17.0	9.0
Total Offense	399.7	180.0
Rushing Yards	200.7	77.0
Passing Yards	188.3	103.0
Time of Possession	30:20	23:45
3rd Down Conv. Pct.	15-of-44 (.341)	2-of-13 (.154)
Points Allowed	12.7	27.0
Total Offense Allowed	270.0	317.0
Rushing Yds Allowed	71.0	149.0
Passing Yds Allowed	199.0	168.0

ARMY WEST POINT NOTES

SOLD OUT!

The Penn State-Army West Point Military Appreciation Day game is sold out, marking the first non-conference game to sellout since Alabama visited Happy Valley in 2011. The Nittany Lions host the Black Knights for the first time since 1979.

The sellout includes tickets requested through the Seats for Servicemembers program. Servicemembers from as far away as California, Texas and Washington have signed up to receive donated tickets purchased by Penn State alumni, fans and businesses. In its fourth year, the Seats for Servicemembers program honors the commitment and sacrifices of veterans, families and loved ones by providing tickets at no cost to active and retired Servicemembers, as well as a complimentary pregame tailgate at Bryce Jordan Center.

FIVE IN A ROW AT HOME

The Nittany Lions are playing the fourth of five consecutive home games, as they are in the midst of their first five-game homestand since 1922 and the third in program history. Wins over Buffalo (27-14, Sept. 12), Rutgers (28-3, Sept. 19) and San Diego State (37-21, Sept. 26) have opened the slate. Indiana (Oct. 10) will conclude the stretch.

Penn State last played five consecutive home games in 1922, going 5-0 with wins over St. Bonaventure (54-0), William & Mary (27-7), Gettysburg (20-0), Lebanon Valley (32-6) and Middlebury (33-0).

The Nittany Lions also hosted five-straight home contests in 1920. Penn State also was perfect in those games with wins over Muhlenberg (27-7), Gettysburg (13-0), Dartmouth (14-7), NC State (41-0) and Lebanon Valley (109-7). The 109 points scored against Lebanon Valley still stand as the program's game scoring record.

While Beaver Stadium has never seen five consecutive home games, it has hosted four in a row five times, doing so in 1977, 1982, 1986, 2002 and 2009.

FAMILIAR FOE FOR FRANKLIN

- While Penn State and Army West Point are meeting for the first time since 1979, head coach **James Franklin** is facing Army for the second time as a head coach. Franklin guided Vanderbilt to a 44-21 victory over the Black Knights in 2011 - his first season as head coach.
- Army will be the third opponent Franklin has coached against at both Vanderbilt and Penn State. The other two are Northwestern and UMass.
- Franklin's Commodores lost to Northwestern in 2012 and defeated UMass in 2012 and 2013.
- UMass and Northwestern visited Beaver Stadium in back-to-back weeks in 2014, and the results were similar as the Nittany Lions defeated UMass, but fell to Northwestern.
- Penn State will travel to Northwestern Nov. 7.

PENN STATE VS. NEW YORK TEAMS

Penn State owns a 78-39-9 record against teams from the Empire State. Army West Point is the second N.Y. team to face the Nittany Lions this season. Penn State opened its home slate with a 27-14 win over Buffalo.

NY Opponent	Record	1st Meeting	Last Meeting
Army West Point	13-10-2	1899	1979
Buffalo	2-1	1900	2015
Colgate	9-4-1	1911	1980
Fordham	3-0	1946	1943
New York U.	2-1-1	1927	1941
Niagara	2-0	1929	1930
St. Bonaventure	4-0	1910	1922
Syracuse	43-23-5	1922	2013

NITTANY LIONS FROM NEW YORK

Just three Nittany Lions are from the State of New York, plus offensive line coach **Herb Hand**, who is a native of Westmoreland, N.Y. and played football at Hamilton College in Clinton, N.Y.

- T Albert Hall - Warwick/Warwick Valley
- S Jordan Lucas - New Rochelle/New Rochelle
- T Charlie Shuman - Pittsford/Mendon-Sutherland

PENN STATE VS. SERVICE ACADEMIES

- Penn State holds a 35-27-4 record in 66 games against the three Division I service academies.
- Penn State has faced Navy the most, holding a 19-17-2 record over the Midshipmen. In addition to a 13-10-2 mark against Army West Point, the Nittany Lions hold a 3-0 mark over Air Force.
- Penn State's history against the service academies dates back to 1894, when it first played Navy.
- Navy was the last service academy Penn State faced, as the Lions hosted the Midshipmen in 2012, winning 34-7.
- The 2012 meeting against Navy was the first against a service academy since 1979 against Army, as Penn State and Navy had not played each other since 1974. PSU last competed against Air Force in 1973.
- Penn State is 18-1 in its last 19 games against the academies, last losing to Navy in 1974, 7-6.
- At home, Penn State is 16-6 all-time against the academies.

PENN STATE-ARMY WEST POINT CONNECTIONS

- PSU freshmen guard/center **Ryan Bates** and linebacker **Jake Cooper** and Army defensive lineman Jeff Panara played together at Archbishop Wood High School.
- PSU guard **Brian Gaia** and Army defensive lineman Sheldon Johnson Jr. played together at Gilman School.
- PSU safety **John Petrishen** and Army defensive lineman Angelo Natter played together at Pittsburgh Central Catholic High School.

NITTANY LION MILITARY CONNECTIONS

DeAndre Thompkins' father, Shawn, and **DaeSean Hamilton's** parents, Johnnie and Madgeline, have served in the Marine Corps. Shawn Thompkins has served for more than 15 years and is currently a Staffing and Recruiting Specialist. Hamilton's parents both served more than 20 years in the U.S. Marine Corps. DaeSean was born on a military base in Okinawa, Japan. The Hamilton family also lived in Hawaii, Greece and Illinois before settling at its current residence in Fredericksburg, Virginia.

ZETTEL NAMED BIG TEN CO-DEFENSIVE PLAYER OF THE WEEK

- DT **Anthony Zettel** made a career-high seven tackles against SDSU, surpassing his previous career-high of six tackles on three occasions (last vs. BC in 2014 PinStripe Bowl).
- Zettel also made the second fumble recovery of his career.
- It is the first time he received the honor.
- He is the first PSU defender to win the honor since **Trevor Williams** did Sept. 15, 2014.
- Penn State and Michigan State are the only teams with honorees in three of the first four weeks. **Saquon Barkley** was named the co-freshman of the week each of the past two weeks.

See Barkley Named Big Ten Co-Freshman of the Week Twice on Page 14

- Zettel's 0.5 sacks give him 16.5 for his career, moving him into 15th place at Penn State. He trails Justin Kurpeikis and Maurice Evans, who are tied for 13th place with 17.0 career sacks.
- With his 2.5 TFL, Zettel has 32 for his career, tied with Todd Atkins for 15th place at Penn State. He trails Anthony Adams (33 TFL) for 14th place.

See Records Watch on Page 27

TURNING TURNOVERS INTO POINTS

- Penn State converted three San Diego State fumbles into 21 points. The Nittany Lions entered the game having converted five turnovers into three points in the first three games.
- **Austin Johnson's** fumble return for a touchdown in the fourth quarter was the Nittany Lions' first fumble return for a touchdown since Mike Hull vs. Navy in 2012.
- It was the first touchdown of Johnson's career.
- It was also the first defensive score for Penn State since **Grant Haley** returned an interception for a touchdown in 2014 vs. Temple.



QUARTERBACKS BEWARE

Penn State leads the nation with 18 total sacks for an average of 4.5 per game, thanks in large part to senior defensive end **Carl Nassib**, who leads the team and nation with 7.0 sacks for an average of 1.75 per game. Junior defensive tackle **Austin Johnson** has 2.5 sacks on the year and sophomore defensive end **Curtis Cothran** recorded a pair of sacks, while eight other Nittany Lions have 1.0 or less sacks.

RIVALRY RENEWED

Penn State has many long and storied rivalries on the gridiron. The Nittany Lions have played 18 teams 20 or more times in the 129-year history of the program.

- Penn State owns a winning record against 14 of the 18 team's that they have met 20 or more times.
- Seven of those 18 teams are on the 2015 schedule; including Temple (43 meetings), Maryland (37), Ohio State (30), Michigan State (28), Army West Point (25), Rutgers (25) and Illinois (22).
- Six of those 18 teams are current members of the Big Ten: Illinois, Iowa, Maryland, Michigan State, Ohio State and Rutgers. Eight teams are among the opponents on the 2015 and 2016 schedules.
- Penn State has played since 2012 or has a future meeting scheduled meeting with 11 of the 18 teams (all of the FBS teams except Navy). Those opponents include: Army West Point (2015), Illinois (2014-15, '18), Iowa (2016-18), Pitt (2016-19), Syracuse (2012), Temple (2014-16) and West Virginia (2023-24), while the Nittany Lions will meet yearly with Big Ten East Division opponents Maryland, Michigan State, Ohio State and Rutgers.
- Thirteen of the 18 programs are currently members of NCAA Division I FBS. Bucknell, Lehigh and Penn are among NCAA Division I FCS, while Gettysburg and Lebanon Valley are Division III programs.

Team	Meetings	Record
Pitt	96	50-42-4
Syracuse	71	43-23-5
West Virginia	59	48-9-2
Penn ^	47	18-25-4
Temple	43	38-4-1
Bucknell ^	38	28-10
Maryland *	38	35-2-1
Navy	38	19-17-2
Ohio State *	30	13-17
Gettysburg ^	28	27-0-1
Michigan State *	29	14-14-1
Rutgers *	26	24-2
Army West Point	25	13-10-2
Iowa *	25	13-12
Boston College	24	20-4
Lehigh ^	23	16-6-1
Illinois *	22	17-5
Lebanon Valley ^	20	20-0

* - Current Big Ten team | ^ - Current Non-FBS university

HOME SWEET HOME

- The Nittany Lions are 3-0 at home for the first time since starting 3-0 in 2010. The last time that Penn State started 4-0 at home was 2008.
- With a 268-71 all-time record in Beaver Stadium (1960), Penn State boasts the seventh-best winning percentage (.791) in its current home venue amongst current FBS schools, and leads the Big Ten. Ohio State ranks eighth overall with a 420-110-20 (.782) mark in Ohio Stadium, which was built in 1922. Only Alabama (.816) and Auburn (.795) boast higher winning percentages than Penn State in facilities older than Beaver Stadium. Baylor leads the country with a perfect 8-0 mark in the brand new McLane Stadium (2014).

School	Stadium Name (Opened)	Rec	Win %
1. Baylor	McLane Stadium (2014)	8-0	1.000
2. Ga. Southern	Paulson Stadium (1984)	183-33	.8472
3. Marshall	Edwards Stadium (1991)	144-26	.8471
4. Boise State	Albertsons Stadium (1970)	246-51	.828
5. Alabama	Bryant-Denny Stadium (1929)	241-53-3	.816
6. Auburn	Jordan-Hare Stadium (1939)	304-76-7	.795
7. Penn State	Beaver Stadium (1960)	268-71	.791
8. Ohio State	Ohio Stadium (1922)	420-110-20	.782
9. Tennessee	Neyland Stadium (1921)	450-122-17	.778
10. Fresno State	Bulldog Stadium (1980)	166-48-2	.773

STOPS BEHIND THE LINE

- In addition to leading the nation in sacks (18), Penn State ranks third in the nation and tops in the Big Ten with 10.0 tackles for loss per game.
- The Nittany Lions recorded 9.0 tackles for loss (minus-42 yards) vs. SDSU.
- Penn State leads the nation in both tackles for loss yardage (201) and sack yardage (115). Florida is second in the nation in tackles for loss yardage at 166 yards, as Penn State is the only team to push teams back for more than 200 yards. Only five teams have moved opponents back more than 100 yards on sacks, with Penn State leading with 148 sack yards. Florida is again second with 108 yards.
- Penn State's 15 tackles for loss against Temple were the second-most in the country during the opening week, trailing only Colorado State, which racked up 16 against FCS-level Savannah State. Eleven different Nittany Lions were credited with at least an assist, led by Carl Nassib, Brandon Bell and Anthony Zettel with 2.5 TFL each, while Trevor Williams had 2.0.
- Nassib was again a force in the backfield against Buffalo, racking up three of Penn State's six sacks on the day. Austin Johnson added 1.5 sacks and totaled 2.5 TFL against the Bulls.

NASSIB BREAKING THROUGH

Senior defensive end **Carl Nassib** has rewarded the Nittany Lions for putting him in the starting lineup, as the former walk-on is enjoying a breakout season by breaking through opposing offensive lines.

- In addition to leading the country in sacks with 1.75 per game, he is in a four-way tie for first with three forced fumbles, and his 9.0 tackles for loss (2.3 pg) rank third nationally.
- Most recently, Nassib tallied two sacks against San Diego State, forcing a fumble on one that led to defensive tackle **Austin Johnson's** 71-yard touchdown run after scooping up the ball.
- Nassib made a career-high 10 tackles in the season opener at Temple. His previous high was four stops on October 5, 2013 at Indiana. Nassib also recorded what was then his second career solo sack, good for a 12-yard loss in the second quarter, and his 2.5 tackles for loss were a career-best.
- Nassib made even bigger plays the following week against Buffalo, recording three sacks, including back-to-back sack-fumbles to stifle a UB comeback. He also hauled in an interception deep in UB territory after senior defensive tackle Anthony Zettel tipped a pass from the quarterback.
- He recorded his fifth sack of the season against Rutgers.
- Nassib entered 2015 with 2.0 career sacks has had two games with 2.0 or more sacks this year.
- Nassib has at least one sack in every game this year.

STINGY DEFENSE

- Penn State has held opponents to less than 325 yards for 11 consecutive regular season games, which is the longest streak in the nation.
- The Penn State defense has not allowed more than seven points in the first half of 10 consecutive games (does not include special teams scores).
- Penn State's 141 passing yards allowed against SDSU were its fewest against an FBS non-conference opponent in the regular season since giving up 134 to Kent State in 2013.
- The unit is climbing in the national rankings in multiple categories, led by its prolific defensive line. It ranks 15th nationally in total defense at 281.8 yards per game.

See National Nits on Page 16

- In 2014, Penn State ranked in the Top 10 in the FBS in fewest first downs allowed (2nd, 190), pass efficiency (2nd, 101.14), total (2nd, 278.7 ypg), rushing (3rd, 100.5 ypg), third down (6th, 30.2) and scoring defense (7th, 18.6 ppg).

WINS LEADERS

In its 129th season of varsity football, Penn State has amassed 852 wins. The Nittany Lions are one of just eight programs nationally to win 850 games and one of 10 programs with 800 wins. The Nittany Lions currently hold an all-time mark of 852-377-42.

See Winningest Programs on Page 13

HACKENBERG'S RESUME

Quarterback **Christian Hackenberg** is moving into elite territory among PSU passers.

Records Watch on Page 27.

- Hackenberg now ranks second in Penn State history with 6,600 passing yards. His 296-yard performance against San Diego State moved him past Matt McGloin, and he now trails only Zack Mills' 7,212 yards from 2001-04 for the all-time record.
- Hackenberg has completed 557-of-982 career passes and thrown 36 touchdown passes in 29 career starts. The completions total also ranks second to Mills (606) and the touchdown figure ranks eighth.
- With his 14 completions against Buffalo, he moved past Matt McGloin for second place in the Penn State record books in the category all-time. With 557 completions, he now trails only Zack Mills (606).
- He passed McGloin (894) for second on the career passing attempts list at Temple in the season opener, and now has 982 and is pursuing Mills' standard of 1,082.
- He is just the fourth player in Penn State history to surpass the 6,000-yard passing mark, the eighth to surpass the 5,000-yard passing mark and one of 10 to eclipse the 4,000-yard passing mark.
- Hackenberg has 16 200-yard passing games, which ranks in a tie for second in school history with Kerry Collins (16) and Mills (16). He trails only McGloin (18).
- Hackenberg has thrown for at least 250 yards in 11 of his 29 career games, including seven 300-yard efforts and one 400-yard contest.
- Hackenberg now has 6,380 yards of total offense, and moved past Tony Sacca (6,000 yards) and Darryl Clark (6,361 yards), respectively, into second place all-time at PSU in consecutive weeks against Rutgers and SDSU. He's now chasing Zack Mills (7,796) for the all-time record.
- On the awards front, Hackenberg is a preseason candidate for the Maxwell, O'Brien, Walter Camp and Manning Awards.
- The third-year signal caller owns the freshman passing yardage record with 2,955 yards through the air in 2013, and the sophomore passing record with 2,977 yards last season. Zach Mills previously held both the rookie record (1,669) and the sophomore mark (2,417)
- He owns the overall, freshman and sophomore single game passing records.
 - Set the freshman single game record twice in 2013. He threw for 340 yards at Indiana on Oct. 5 after a 311-yard effort against Eastern Michigan on Sept. 7. Zack Mills twice threw for 280 yards (USU & Southern Miss) in 2001.
 - His 454 yards passing vs. UCF in the 2014 opener broke Mills' school & sophomore record of 399 yards vs. Iowa in 2002.
- Hackenberg threw for 773 yards in his first two games of 2014 to break the Penn State consecutive game passing record. He eclipsed Zack Mills' record of 686 yards from 2002.
 - Hackenberg compiled 454 yards vs. UCF and 319 against Akron.
 - Mills threw for 399 yards vs. Iowa and 287 at Wisconsin.
- His nine games with at least 200 yards in 2013 broke Mills' freshman record of five from the 2001 season.
- His eight 300-yard passing games (25 games played) put him atop the list of only four quarterbacks in PSU history to post multiple 300-plus yard passing games.
- Hackenberg's 55 passing attempts at Indiana in 2013 and 50 attempts against Boston College in the 2014 Pinstripe Bowl marked just the fourth and fifth times in PSU history a signal caller amassed 50 passing attempts in a game. Hackenberg surpassed Collins' school record of 54 in 1992 at BYU.
- Eleven of his 36 scoring strikes are 40 yards or longer, including a career-long 79-yard touchdown pass to **Geno Lewis** in the 2014 season opener vs. UCF.
- He had 14 completions of 40-plus yards or longer in 2013, which tied for eighth nationally and tied for tops among freshman QBs in the NCAA (Winston, FSU).

Records Watch on Page 27.



@PennStateFBall



PSUFBall

2015

PSUnrivalled.com

GoPSUsports.com

HONORS & AWARDS

SAQUON BARKLEY, RUNNING BACK

Big Ten Co-Freshman of the Week (9/14, 9/21)
ECAC Rookie of the Week (9/22)

KYLE CARTER, TIGHT END

John Mackey Award Preseason Watch List (Top TE)
Phil Steele's College Football Preseason All-B1G Third Team

CHRISTIAN HACKENBERG, QUARTERBACK

Maxwell Award Preseason Watch List (Coll. Football MVP)
Walter Camp Award Preseason Watch List (Nat'l Player of the Year)
Davey O'Brien Award Preseason Watch List (Top QB)
Manning Award Preseason Watch List (Top QB)
Phil Steele's College Football Preseason All-B1G Third Team

DAESEAN HAMILTON, WIDE RECEIVER

Maxwell Award Preseason Watch List (Coll. Football MVP)
Biletnikoff Award Preseason Watch List (Top WR)
Phil Steele's College Football Preseason All-B1G First Team

AUSTIN JOHNSON, DEFENSIVE TACKLE

Phil Steele's College Football Preseason All-B1G Second Team

BEN KLINE, LINEBACKER

Allstate AFCA Good Works Team@
NFF William V. Campbell Trophy Semifinalist

JORDAN LUCAS, SAFETY

Nagurski Trophy Preseason Watch List (Def. Player of the Year)
Phil Steele's College Football Preseason All-B1G First Team

AKEEL LYNCH, RUNNING BACK

Doak Walker Awards Preseason Watch List (Top RB)
Phil Steele's College Football Preseason All-B1G Third Team

ANGELO MANGIRO, CENTER

Rimington Trophy Preseason Watch List (Top Center)
Phil Steele's College Football Preseason All-B1G Fourth Team

NYEEM WARTMAN-WHITE, LINEBACKER

Phil Steele's College Football Preseason All-B1G Second Team

ANTHONY ZETTEL, DEFENSIVE TACKLE

Big Ten Co-Defensive Player of the Week (9/28)
Senior CLASS Award Nominee
Bednarik Award Preseason Watch List (Def. Player of the Year)
Nagurski Trophy Preseason Watch List (Def. Player of the Year)
Outland Trophy Preseason Watch List (Top Interior DL)
Lombardi Award Preseason Watch List (Top DL or LB)
Phil Steele's College Football Preseason All-America First Team
Phil Steele's College Football Preseason All-B1G First Team
B1G East Players to Watch List (1 of 5)
Lott IMPACT Trophy Preseason Watch List (Def. Player of the Year on and off the field)

OFFENSIVE LINE

Joe Moore Week 3 Honor Roll

THREE AND OUT

Penn State's defense continues to shine under Defensive Coordinator Bob Shoop. The Nittany Lions have forced 22 three-and-outs this season on 54 drives, equating to 40.7 percent of the time that Penn State has not allowed their opponents to gain a first down on a drive. Penn State matched a season-high of six three-and-outs against SDSU.

- at Temple – 6 three-and-outs in 14 drives.
- vs. Buffalo – 5 three-and-outs in 12 drives.
- vs. Rutgers – 5 three-and-outs in 13 drives.
- vs. SDSU - 6 three-and-outs in 15 drives.
- PSU forced three-and-outs on the opponent's first offensive possession in the first three games this season.
- Penn State's average of 5.50 three-and-outs ranks in a tie for 18th in the country.

WIDE RECEIVERS RUSHING AND RUNNING BACKS RECEIVING AND THROWING

- Penn State's wide receivers and running backs are helping each other out this season, crossing over to the other's specialty to put points on the scoreboard.
- Running backs **Saquon Barkley** and **Mark Allen** both notched their first receiving touchdowns in the SDSU game. The last time that Penn State had two touchdown receptions by running backs in the same game was in 2006 at Minnesota, a game that Penn State won 28-27 in overtime. Anthony Morelli had touchdown passes of 15 yards to Tony Hunt and seven yards to Matt Hahn.
- The last Penn State player to have a touchdown on his first career reception was Jesse James on Sept. 12, 2012 against Navy.
- Barkley's touchdown reception was the first touchdown reception by a running back since Bill Belton had a 22-yard grab last year vs. Akron.
- Also against SDSU, RB **Nick Scott** completed a 32-yard pass to WR **Chris Godwin**. It was the first completion thrown by someone other than a quarterback by Penn State since Curtis Drake threw a 16-yard completion against Nebraska in 2011.
- It was the longest by a non-quarterback since RB Eric McCoo threw a 63-yard touchdown pass against Illinois in 2001.
- WR **DeAndre Thompkins** rushed for a touchdown against Rutgers and WR **Brandon Polk** did the same against Buffalo. Penn State now has two wide receivers with rushing touchdowns in the same season for the first time since 2008 when Derrick Williams and Chaz Powell both had rushing touchdowns.
- Polk ranks third on the team with 102 rushing yards on just seven carries.

NEW BEGINNINGS

The Nittany Lions had seven first time starters at Temple in their season opener; three on offense, three on defense and one on special teams. They have totaled nine first time starters so far this season.

- First time offensive starters: OT **Paris Palmer**, WR **Brandon Polk**, TE **Brent Wilkerson**.
- First time defensive starters: DE **Carl Nassib**, CB **John Reid**, DE **Garrett Sickels**.
- First time special teams starters: PK **Joey Julius**.
- LB **Troy Reeder** made his first career start against Buffalo.
- Safety **Malik Golden** made his first career start against SDSU.

Eleven redshirt freshmen made their debuts at Temple: RB **Mark Allen**, T **Noah Beh**, DE **Torrence Brown**, LB **Koa Farmer**, PK **Joey Julius**, CB **Amani Oruwariye**, LB **Troy Reeder**, RB **Nick Scott**, WR **DeAndre Thompkins**, DT **Antoine White**, OT **Chasz Wright**.

Five true freshmen made their debuts: RB **Saquon Barkley**, LB **Manny Bowen**, LB **Jake Cooper**, WR **Brandon Polk**, CB **John Reid**.

T **Brendan Brosnan** and QB **Trace McSorley** saw their first career action against Rutgers, bringing the total of freshmen who have played this season to 18 (13 redshirt; 5 true).

YOUTH MOVEMENT

- True freshmen have accounted for nearly half of Penn State's 11 offensive touchdowns this season, as **Saquon Barkley** has rushed for three and caught one, while wide receiver **Brandon Polk** has one.
- True and redshirt freshmen account for seven of the 11 touchdowns, as WR **DeAndre Thompkins** has a rushing touchdown and RB **Mark Allen** caught a touchdown reception SDSU.
- Underclassmen in eligibility account for nine of the 11 touchdowns, as sophomores **DaeSean Hamilton** and **Chris Godwin** have a receiving touchdown each.
- Junior running back **Akeel Lynch** (two rushing touchdowns) is the lone upperclassmen to find the end zone.
- Two of Penn State's three touchdowns against Buffalo were scored by true freshmen playing in just their second games. It was the first time since 2005 that a pair of true freshmen were able to find the end zone in the same game. Barkley had the Nittany Lions' final touchdown against UB, while Polk had the first.
- Polk had demonstrated on the very first play of the season at Temple that he was a threat in the running game, and continued to be so against Buffalo, running for a 22-yard score for the Nittany Lions' first touchdown of the game.
- On the other side of the ball, against UB, true freshman linebacker **Jake Cooper**, who was supposed to redshirt this season until injuries in the season opener pressed him into action, made a season-high three stops, including a sack.
- True freshman **John Reid** and sophomore **Grant Haley** both hauled in interceptions against Rutgers.

BLACKNALL GOES DEEP

- Sophomore wide receiver **Saeed Blacknall** had a career-best 101 yards receiving, doing so on just four receptions. His previous best was 34 yards against Ohio State last year.
- Blacknall had career-long 46- and 45-yard receptions to obliterate his previous single-game standard. His previous long was a 24-yard reception last year against Ohio State.

See Career Highs on Page 25

GODWIN LEADS RECEIVING CORPS

Sophomore wide receiver **Chris Godwin** has caught at least four passes in the first four games for a team-best total of 19 for 283 yards. He now has at least one catch in 16 of 17 career games and four career games with five-or-more grabs, joining his seven-catch night vs. Boston College in the New Era Pinstripe Bowl. Averaging 4.8 catches and 70.8 yards per game, Godwin ranks in the Top 10 in the Big Ten.

See National Nits on Page 16

HOME SWEET HOME

- The Nittany Lions are 3-0 at home for the first time since starting 3-0 in 2010. The last time that Penn State started 4-0 at home was 2008.
- With a 268-71 all-time record in Beaver Stadium (1960), Penn State boasts the seventh-best winning percentage (.791) in its current home venue amongst current FBS schools, and leads the Big Ten. Ohio State ranks eighth overall with a 420-110-20 (.782) mark in Ohio Stadium, which was built in 1922. Only Alabama (.816) and Auburn (.795) boast higher winning percentages than Penn State in facilities older than Beaver Stadium. Baylor leads the country with a perfect 8-0 mark in the brand new McLane Stadium (2014).

School	Stadium Name (Opened)	Rec	Win %
1. Baylor	McLane Stadium (2014)	8-0	1.000
2. Ga. Southern	Paulson Stadium (1984)	183-33	.8472
3. Marshall	Edwards Stadium (1991)	144-26	.8471
4. Boise State	Albertsons Stadium (1970)	246-51	.828
5. Alabama	Bryant-Denny Stadium (1929)	241-53-3	.816
6. Auburn	Jordan-Hare Stadium (1939)	304-76-7	.795
7. Penn State	Beaver Stadium (1960)	268-71	.791
8. Ohio State	Ohio Stadium (1922)	420-110-20	.782
9. Tennessee	Neyland Stadium (1921)	450-122-17	.778
10. Fresno State	Bulldog Stadium (1980)	166-48-2	.773



@PennStateFBall



PSUFBall

2015

PSUnrivalled.com

GoPSUsports.com

HACKENBERG LEADS LIONS IN CAREER STARTS

Junior **Christian Hackenberg** leads the team with 29 career starts. Senior **Jordan Lucas** is second with 27 career starts. Lucas did not play against SDSU, the first game he has missed after having played in all 40 career games and starting 27 of the last 28 games.

Senior cornerback **Trevor Williams** follows with 23 starts each. Trailing the injured **Nyeem Wartman-White** (21 starts) are defensive tackles **Anthony Zettel** and **Austin Johnson** tied with 19 starts apiece.

Career Starts Chart on Page 19.

BARKLEY BREAKS OUT

- True freshman running back **Saquon Barkley** ranks second in the nation and tops in the Big Ten in yards per carry, averaging 8.9 yards.
- Barkley's yards per game average of 93.3 is skewed since he only received one carry for one yard in the season opener against Temple and only played a little over a quarter against San Diego State before leaving the game. However, he still ranks 53rd in the nation in the category. In total yards this season, he has totaled 373 to lead the team and rank 38th nationally.
- Twelve of Barkley's 42 rushes have gone for double-digit gains, with his longest runs of 54 and 40 yards coming against Rutgers. Most recently against SDSU, he broke off runs of 21 and 34 yards. Twenty-seven of his 42 rushes have been for at least three yards.
- Barkley caught his first career pass against SDSU and took it 22 yards for a touchdown.
- His 310 rushing yards in consecutive games against Buffalo and Rutgers were the highest two-game total by a Penn State back since Zach Zwinak had 314 in a two-game span vs. Indiana (135) and Wisconsin (179).
- It is also the highest total by a true freshman RB in a two-game span since D.J. Dozier had 359 in 1983 (vs. Rutgers and Alabama). Barkley and Dozier are the only true freshman to have back-to-back 100-yard games (Dozier had four in a row in 1983).
- Additionally, Barkley's 195 rushing yards against Rutgers were the most by a Penn State true freshman since Eric McCoo had 206 against Michigan State in 1998. Barkley is the third true freshman at Penn State to have two or more 100-yard rushing performances (5, D.J. Dozier - 1983; 3, Eric McCoo - 1998).
- Against Buffalo Barkley became just the seventh PSU true freshman to rush for over 100 yards in a game, joining, Matt Suhey (1976), Curt Warner (1979), D.J. Dozier (1983), Eric McCoo (1998), Austin Scott (2003) and Silas Redd (2010).
- He is also the first PSU player to rush for 100 yards in a quarter since Tony Hunt vs. Akron in 2004. Larry Johnson rushed for more than 100 in a quarter four times in 2002.
- Barkley is only the third player since 2000 to rush for 100 yards or more in a quarter, and it has now only happened seven times since 2000.
- Barkley (Buffalo and Rutgers) joined Johnson as the only PSU rusher to total 100-plus yard quarters in back-to-back games.

HAMILTON MOVING UP RECORD BOOKS

DaeSean Hamilton's is already moving up the career charts as a Nittany Lion.

Records Watch on Page 27.

- Hamilton has made five receptions in back-to-back games, giving him 96 for his career, ranking him 13th on Penn State's career list. He trails Tony Johnson (107 catches) for 12th place.
- As a freshman, Hamilton led the Big Ten with 82 catches (6.3 rpg) and was fifth in the conference at 69.2 ypg, scoring two touchdowns.
- Against Ohio State, Hamilton hauled in a school record 14 passes, breaking Freddie Scott's mark of 13 catches vs. Wisconsin in 1995.
- His 126 receiving yards vs. Ohio State marked his fourth 100-yard effort of the season to extend his school freshman record.
- His 82 catches shattered the PSU freshman standard for receptions in a season and ranked second in school history, trailing only Allen Robinson (97 in 2013). With the second of his seven catches at Michigan, Hamilton moved past Deon Butler's freshman mark of 37 catches in 2005.
- Hamilton set the freshman single game record in Dublin, Ireland vs. UCF. He caught 11 passes for 165 yards, moving past Deon Butler's 125-yard effort vs. Wisconsin in 2005 and Maurice Humphrey's eight catch game against Northwestern in 2003.
- Hamilton eclipsed Butler's freshman season record of 691 yards in 2005 when he caught a nine-yard pass in the second quarter vs. Maryland.
- Hamilton became the first Nittany Lion freshman wideout to eclipse the 100-yard mark in a game - doing so in the first half - since Butler and Jordan Norwood both accomplished the feat in 2005.
- He was just the fifth freshman to post a 100-yard receiving game: joining Butler (2005, R-Fr.), Jimmy Cefalo (1974, Fr.), Humphrey (2003, Fr.) and Norwood (2005, Fr.)

LYNCH AIDS GROUND GAME

Junior running back **Akeel Lynch** has started the first four games of the 2015 season in the back field.

- Lynch led Penn State on the ground in the 2015 season opener at Temple with 78 yards on 10 carries, including a 42-yard touchdown run.
- The Toronto, Ontario, Canada native now has five career 100-yard rushing efforts after crossing the century mark against Rutgers. His performance included a career-long 75-yard touchdown run.
- It was his first 100-yard effort since back-to-back games over the century mark versus Temple (11/15) and at Illinois (11/22) in 2014. He is among the 21 Nittany Lions with five or more career games of 100-plus rushing yards.
- His 1,298 career yards rank 32nd at Penn State. He trails Gary Brown (1,321 yards) for 31st place.
- Lynch ultimately led the team in 2014 with 678 rushing yards on 147 carries (4.6 ypc). He finished the 2014 season in impressive fashion with 393 yards and three touchdowns during the final four contests.
- He surpassed the 1,000-yard mark for his career against Boston College in the Pinstripe Bowl, rushing for 77 yards. He is 32nd on PSU's career rushing yard list with 1,280 yards.

WINNINGEST PROGRAMS

In its 129th season of varsity football, Penn State has posted 852 victories to rank No. 8 in the nation.

The Nittany Lions are one of just eight programs with 850 wins and own an official all-time mark of 852-377-42.

TOTAL VICTORIES

1.	Michigan	918
2.	Notre Dame	886
3.	Texas	882
4.	Nebraska	876
5.	Ohio State	867
6.	Oklahoma	853
	Alabama	853
8.	PENN STATE	852
9.	Tennessee	813
10.	Southern California	808
11.	Georgia	781
12.	LSU	764
13.	Auburn	736
14.	West Virginia	722
15.	Georgia Tech	713
	Virginia Tech	713
	Texas A&M	713
18.	Syracuse	712

The Nittany Lions are also one of just 12 programs to boast a winning percentage above two-thirds.

WINNING PERCENTAGE (YEARS - MIN 25 IN D1)

1.	Notre Dame (127)	.733
2.	Michigan (136)	.730
3.	Boise State (48)	.724
4.	Ohio State (126)	.721
5.	Oklahoma (121)	.719
6.	Alabama (121)	.716
7.	Texas (123)	.711
8.	Southern California (122)	.702
9.	Nebraska (126)	.701
10.	Penn State (129)	.687
11.	Florida State (69)	.6799
12.	Tennessee (119)	.6798
13.	Louisiana State (122)	.6498
14.	Georgia Southern (52, 2015)	.6492
15.	Georgia (122)	.6490
16.	Appalachian State (86, 2015)	.635
17.	Miami (Fla.) (90)	.634
18.	Florida (109)	.6300
19.	Auburn (123)	.6298
20.	Arizona State (103)	.612
21.	Washington (126)	.611
22.	Virginia Tech (122)	.607
23.	Texas A&M (121)	.6031
24.	Miami (Ohio) (126)	.6026
25.	Michigan State (119)	.601

As of September 27, 2015

AT THE START

Opponent	Coin Toss	Choice	PSU 1st Drive	Opponent 1st Drive	Game Captains
at Temple	PSU won	Defer-Temple receives	FG	3 and out	Jordan Lucas, Von Walker, Anthony Zettel, Angelo Mangiro
BUFFALO	PSU won	Received	Turnover on Downs	3 and out	Anthony Zettel, Angelo Mangiro, Christian Hackenberg
RUTGERS	RU won	Defer- PSU receives	Punt	3 and out	Von Walker, Christian Hackenberg, Jordan Lucas, Angelo Mangiro
SAN DIEGO STATE	SDSU won	Received	Punt	Punt	Von Walker, Anthony Zettel, Christian Hackenberg, Angelo Mangiro
ARMY WEST POINT					
INDIANA					
at Ohio State					
vs. Maryland					
ILLINOIS					
at Northwestern					
MICHIGAN					
at Michigan State					



@PennStateFBall



PSUFBall

2015

PSUrvaled.com

GoPSUsports.com

COACHING STAFF NOTES

James Franklin assembled a coaching staff with extensive collegiate experience, familiarity and strong recruiting ties to the Mid-Atlantic, South and Northeast regions of the United States. The entire staff has returned for a second season.

Franklin's staff includes seven members of his former staff at Vanderbilt that were instrumental in the Commodores achieving unprecedented success in recent years, a coach who previously worked with Franklin and one of Penn State's greatest all-time receivers, who was a highly-successful high school coach in western Pennsylvania.

- Seven of the assistant coaches were members of Franklin's staff at Vanderbilt, helping the Commodores to historic heights, including nine wins each in 2012 and 2013, two bowl victories and consecutive Top 25 finishes for the first time in program history.
- Charles Huff was an offensive quality control coach in 2011 during Franklin's first season at Vanderbilt and served with Franklin at Maryland in 2009.
- Terry Smith made 108 receptions and 15 touchdown catches at Penn State (1988-91) and was a highly successful head coach at Gateway High School near Pittsburgh from 2002-12.
- All but one member of the coaching staff graduated from a college or university in the Mid-Atlantic or Northeast.
 - ~ James Franklin - East Stroudsburg (Pa.)
 - ~ John Donovan - Johns Hopkins
 - ~ Herb Hand - Hamilton (N.Y.) College
 - ~ Charles Huff - Hampton (Va.) University
 - ~ Brent Pry - University of Buffalo
 - ~ Rickey Rahne - Cornell University
 - ~ Bob Shoop - Yale University
 - ~ Terry M. Smith - Penn State University
 - ~ Sean Spencer - Clarion (Pa.) University
- Nine members of the coaching staff are from the Mid-Atlantic or Northeast, including Philadelphia-area product Franklin and Dwight Galt, the Director of Performance Enhancement.
- Four members of the coaching staff hail from the Keystone State: Franklin (Langhorne), Pry (Altoona), Shoop (Oakmont) and Smith (Aliquippa).

The coaching staff will be getting extra assistance though this season, as veteran NFL coach **Jim Haslett** will serve as a consultant for the team. In his role, Haslett will work with the Penn State football coaches, staff and program.

The Pittsburgh native was the head coach of the New Orleans Saints from 2000-05 and was also the interim head coach for the St. Louis Rams for part of the 2008 season. Haslett led the Saints to the 2000 NFC West Championship en route to being a unanimous choice for AP Coach of the Year. He also claimed Coach of the Year honors from The Sporting News and Pro Football Weekly after guiding the Saints to their first-ever playoff win.

Haslett was most recently the Washington Redskins defensive coordinator from 2010-14. During his time in Washington, he produced three Pro Bowl linebackers and a second-team All-Pro linebacker in London Fletcher. In Haslett's first four years (2010-13,) the Redskins accumulated 105 takeaways, the team's highest four-year total since recording 110 (2002-05).

Haslett played his collegiate ball at Indiana (Pa.), where he was a four-time Little All-America selection at linebacker and defensive end. He was also an accomplished punter at IUP, where he still ranks second in single-season and career punting average. His son, Chase, is now the quarterback for the Crimson Hawks.

SPECIAL TEAMS ARE SPECIAL

- Against SDSU, PK **Joey Julius** booted a career-long 40-yard field goal in the first quarter. His previous long was 34 yards against Temple. Julius set a career-high with three field goals in the game.
- Julius ranks 23rd in the nation and third in the Big Ten with a .857 field goal percentage. **See National Nits on Page 16**
- Against Rutgers, **Chris Gulla** took over the starting punting job for the Nittany Lions against Rutgers and helped Penn State to control field position as he averaged 41.0 yards per punt. He also dropped all five of his punts inside the 20-yard line.
- The punting average was the highest for the Nittany Lions since averaging 48.8 yards per punt against Akron last season.
- His five punts downed inside the 20-yard line equal the total number by the Nittany Lions last season and are the most in a single game since having six punts inside the 20 against Nebraska in 2013.
- Penn State saw success in all three phases of the game in its win over Buffalo, including a pair of big returns on special teams. The game had an electrifying start as redshirt freshman **Nick Scott** returned the opening kickoff 58 yards to the Buffalo 42. It was the longest kickoff return for Penn State since Chaz Powell had a 92-yard return against Purdue in 2011.
- Classmate **DeAndre Thompkins** returned a punt 58 yards, on which he was barely tripped up by UB punter Tyler Grassman on a diving play, preventing him from reaching the end zone. It was the longest punt return by a Nittany Lion since Derrick Williams' 63-yard punt return for a TD at Wisconsin in 2008.
- Thompkins' return was also the longest non-scoring punt return since Mike Archie had a 62-yard return at Michigan State in 1993.
- The last time that Penn State had both a punt return and kick return of at least 58 yards in the same game was against Notre Dame in 2007. In that game, Derrick Williams had a 78-yard punt return for a touchdown and A.J. Wallace had a 68-yard kickoff return.

GROUND FORCE

- The Nittany Lions had great success moving the ball on the ground against Buffalo and Rutgers, totaling 530 yards. That two-game effort equates to the most rushing yards in consecutive games since 2009 when Penn State racked up 623 yards at Illinois (338) and vs. Eastern Illinois (285).
- Both **Saquon Barkley** (195 yards) and **Akeel Lynch** (120) rushed for more than 100 yards against Rutgers, marking the first time Penn State had at least two 100-yard rushers since Lynch (108) and Bill Belton (108) passed the century mark against Eastern Michigan in 2013.
- It was also the first Big Ten Conference game that Penn State had two 100-yard rushers since Evan Royster (134) and Silas Redd (131) topped the mark vs. Northwestern in 2010.

OUR ZONE

- Penn State held Rutgers to just three points, the fewest allowed by the Nittany Lions in a Big Ten game since defeating Iowa, 13-3, in 2011. That game was also the last time PSU did not allow a touchdown to a Big Ten foe.
- The three points by Rutgers were tied for the fewest allowed by Penn State in a Big Ten opener. The Nittany Lions beat Minnesota, 56-3, in the 1994 Big Ten opener.
- Penn State held Rutgers to 43 yards of rushing, the fewest since giving up just 33 yards to Maryland last season.

BARKLEY NAMED BIG TEN CO-FRESHMAN OF THE WEEK TWICE

Freshman running back **Saquon Barkley** was named the Big Ten Co-Freshman of the Week for two consecutive weeks (9/14, 9/21), as he managed to surpass his breakout game against Buffalo with a 195-yard, two-touchdown performance against Rutgers (9/19) in his Big Ten debut.

- It was the most yards for a PSU true freshman rusher since Eric McCoo (206 yds. vs Michigan State) in 1998 and the most for any PSU rusher since Bill Belton (201 yds. at Illinois) in 2013. Barkley was particularly strong in the second half, totaling 140 yards and a touchdown on 11 rushes.
- Barkley ran for 119 yards on seven carries in the fourth quarter, marking second-straight game that he had a quarter with 100 or more yards.
- His first touchdown run in the game came in Penn State's 21-point second quarter from 15 yards out. The Scarlet Knights tried to claw back into the game in the fourth quarter with a field goal to make the game 21-3, but Barkley answered with a 54-yard run on the first play of the ensuing drive and a 16-yard touchdown run on the very next play. Barkley also had a 40-yard run in the game.
- Barkley turned in a 115-yard performance against Buffalo. He became the first PSU true freshman to rush for more than 100 yards in a game since Silas Redd had 131 yards on 11 carries and scored one touchdown against Northwestern in 2010.
- Barkley helped swing the momentum in Penn State's favor on their first possession of the fourth quarter, as he broke off back-to-back runs totaling 50 yards.
- Barkley provided a spark off of the bench in the second half for the Nittany Lions, averaging 9.6 yards per carry in the win over the Bulls. He reeled off 101 of his 115 yards on eight fourth-quarter carries. He later found the end zone for the Lions final score and his first collegiate touchdown.

AVOIDING TURNOVERS AND SACKS

- Minimizing turnovers and sacks are extremely important to the success of an offense, and the Nittany Lions were able to avoid both against Buffalo. Penn State had zero turnovers for the first time since having none against Massachusetts last season, and did not allow a sack for the first time since the win at Wisconsin in 2013.
- The 2013 Wisconsin game was also the last time Penn State posted zeroes in both categories.
- Penn State surrendered an interception against Rutgers, but avoided giving up a sack for a second consecutive game - a feat not accomplished since 2011 against Ohio State and Wisconsin.
- The **offensive line** was recognized for the Joe Moore Honor Roll for Week 3 for its performance against Rutgers.

LUCAS HONORS WARTMAN-WHITE WITH NUMBER SWITCH

One point of confusion for the Nittany Lion faithful against Rutgers may have been seeing a No. 5 lineup in the defensive secondary. No. 5 on defense belongs to **Nyeem Wartman-White**, but the junior suffered a season-ending injury early in the opener against Temple. Teammate and roommate **Jordan Lucas** wanted to honor his close friend, so he asked to wear Wartman-White's No. 5 for the remainder of the season. The pair lived in the same dorm building as freshmen, with one right under the other, and have lived together since their sophomore year.

HACKENBERG AMONG NCAA BEST IN CRUNCH TIME

Junior signal caller **Christian Hackenberg** is currently ranked third in the NCAA among active players for game-winning drives in the fourth quarter or overtime. He most recently led a game-winning drive in overtime of the 2014 Pinstripe Bowl, and led a game-winning drive in last year's opener vs. UCF in the final 1:13.

- The complete list of NCAA game winning drive leaders is below. (Compiled by Navy Sports Information)

No.	Name (School)
1.	6 Braxton Miller (Ohio State)
	6 Keenan Reynolds (Navy)
3.	5 Christian Hackenberg (Penn State)



@PennStateFBall



PSUFBall

2015

PSUunrivald.com

GoPSUsports.com

ZETTEL NAMED CANDIDATE FOR SENIOR CLASS AWARD

Senior defensive tackle **Anthony Zettel** has been selected as one of 30 candidates for the Senior CLASS Award for college football. To be eligible for the Senior CLASS Award, a student-athlete must have notable achievements in four areas of excellence - community, classroom, character and competition.

An active member of the team off the field, Zettel is the sergeant at arms of Penn State's Uplifting Athletes, helping the chapter raise more than \$1 million for kidney cancer treatment and research since the first Penn State Lift for Life was held in 2003. A kinesiology major, Zettel is scheduled to complete his degree in December.

An acronym for Celebrating Loyalty and Achievement for Staying in School®, the Senior CLASS Award focuses on the total student-athlete and encourages students to use their platform in athletics to make a positive impact.

The 30 candidates will be narrowed to 10 finalists midway through the regular season, and those 10 names will be placed on the official ballot. Ballots will be distributed through a nationwide voting system to media, coaches and fans, who will select one candidate who best exemplifies excellence in the four Cs of community, classroom, character and competition. The Senior CLASS Award winner will be announced in early January.

ZETTEL TRENDING

Start typing "Anthony Zettel" into Google, and the search engine is likely to guess you want to search for "Anthony Zettel tree." While the first-team All-B1G made his presence known to opposing offenses last season, he made his presence known on social media this summer.

- The fun started when classmate **Jordan Dudas** uploaded an Instagram video (https://instagram.com/p/2wckHVkNnH/?taken-by=dudas_5) of Zettel tackling a tree in May. It went viral amongst many national media outlets.
- At Big Ten media days, Zettel demonstrated various animal sounds, including a dying pig and a velociraptor (<http://espn.go.com/video/clip?id=espn:13423037>).
- Zettel went viral again at the start of preseason camp, as freshman **Nick Bowers** tweeted a video (<https://twitter.com/Nbowers28/status/630543701358592004>) of Zettel roundhouse kicking a full water bottle held by a teammate near the ceiling of the locker room in the Lasch Building. Luckily, nearby freshman **Saoung Barkley** was attentive and ducked to avoid the fast-moving object.
- The attention earned Zettel an appearance on SportsCenter with Chris McKendry and Cari Champion in August. He closed the appearance doing a bigfoot impression.

SEVEN LIONS HAVE PENN STATE HERITAGE

Seven members of the 2015 Penn State football squad have ties to current or former Nittany Lion players, coaches or staff.

- Redshirt sophomore guard **Evan Galimberti** is the son of Mark Galimberti, who was a manager for the Nittany Lion football program and graduated in 1988.
- Junior wide receiver **Gregg Garrity's** father, Gregg (1980-82), and grandfather, Jim (1952-54), lettered at Penn State. Gregg Sr. made one of the iconic plays in Penn State football history with his diving TD catch to help beat Georgia in the 1983 Sugar Bowl for the Nittany Lions' first National Championship. The youngest Garrity changed his number to 19 during spring practices to honor his father.
- Redshirt senior offensive lineman **Kevin Reihner** joins the Nittany Lions this season after graduating from Stanford in March. He is the son of George Reihner, who was an offensive and defensive tackle at Penn State (1974-77) and played for the Houston Oilers. Additionally, Reihner's uncle, John, was a kicker for the Nittany Lions (1972-75). Kevin Reihner will don the number 68 in honor of his father.
- Freshman safety **John Petrishen's** great grandfather, Pop Ellwood (lettered in 1923), and great uncle, Bill Ellwood (lettered 1937-38), played football at Penn State.
- Freshman wide receiver **Tyler Shoop** is the son of defensive coordinator Bob Shoop.
- Redshirt sophomore safety **Brian Tomasetti** is the son of Rich Tomasetti, who played for Penn State.
- Chappie Hill, a letterman on the 1956 Penn State football team, is the great uncle of freshman tackle **Sterling Jenkins**.

FATHER-SONS

Defensive coordinator **Bob Shoop** is not the only Penn State coach who's son is helping the team. Shoop's son Tyler is a wide receiver on the team, and **Trey Hand**, the son of offensive line coach **Herb Hand**, is serving as a team manager.

SIXTEEN FIRST-TEAM ACADEMIC ALL-AMERICANS IN PAST NINE YEARS

Penn State has earned a nation's-best 18 Capital One/CoSIDA Academic All-Americans® over the past nine years, with 16 first-team honorees.

In 2013, guard John Urschel became the 11th Nittany Lion to attain first-team Academic All-America honors twice.

Penn State has had 63 CoSIDA Academic All-Americans® all-time, to rank No. 3 nationally among Football Bowl Subdivision programs.

The Penn State football team has had at least one first-team Academic All-American® in 10 of the past 13 seasons (19 overall first-team selections since 2002).

In 2014, defensive end Brad Bars, safety Ryan Keiser and kick snapper **Tyler Yazujian** Academic All-District® selection.

The three selections for the Nittany Lions were second-highest among the FBS and FCS institutions in the six states the comprise District II. Penn State led all District II FBS and FCS institutions with nine CoSIDA Academic All-America® nominations.

51 NITTANY LIONS COMPILE 3.0 OR HIGHER GPA DURING SPRING SEMESTER

The Penn State football team produced a record-setting academic performance during the 2015 spring semester with 51 squad members earning at least a 3.0 grade-point average. This marks the first time in program history that the Nittany Lions have had more than 50 student-athletes with a 3.0 or better in the spring semester. The 51 Nittany Lions with a 3.0 or higher tie for the second-highest total in program history.

A total of 18 Nittany Lions earned Dean's List recognition in the spring semester with a 3.5 or higher GPA with at least 12 credit hours. Overall, 44 football student-athletes own a 3.0 cumulative GPA or higher after the spring semester with 19 posting a 3.5 cumulative GPA or higher.

The 51 football student-athletes with 3.0 semester GPA or higher trails only the record 55 honorees from the 2008 fall semester and ties the mark set in the 2015 fall semester. The mark is also an improvement from the 46 student-athletes with a 3.0 or higher GPA in the 2014 spring semester.

Ryan Keiser, who was a 2014 CoSIDA Academic All-District® selection, posted a perfect 4.0 GPA in the spring while working on his graduate degree. Fellow CoSIDA Academic All-District® selection, **Tyler Yazujian** notched a 3.90 GPA in the spring to bring his cumulative GPA to an impressive 3.86.

Among the Nittany Lions to make the Dean's List in the spring semester were: Keiser, Yazujian cornerback **Kyle Alston**, Gordon Bentley, wide receiver **Saeed Blacknall**, long snapper Sean Corcoran, guard **Evan Galimberti**, wide receiver **Gregg Garrity**, tight end/h-back **Mike Gesicki**, kicker/punter **Chris Gulla**, linebacker **Ben Kline**, center **Angelo Mangiro**, linebacker **Troy Reeder**, fullback **Dom Salomone**, fullback **Brandon Smith** and running back **Johnathan Thomas**.

GRADUATION SUCCESS RATE

- Penn State's 87 percent graduation success rate was second-highest in the Big Ten and tied for No. 13 overall among the nation's 128 FBS institutions, according to 2014 NCAA data. The figure was tied for the football program's second-highest graduation rate (with 2011);
- The Nittany Lions' GSR was also tied for No. 5 among all public FBS institutions. It was 16 points higher than the 71 percent FBS average and was second to Northwestern among Big Ten institutions, according to the NCAA.

END OF AN ERA

Just six players - **Kyle Carter**, **Ben Kline**, **Angelo Mangiro**, **Carl Nassib**, **Matt Zanellato**, and **Anthony Zettel** - remain on the Penn State roster that played under all three permanent head coaches from 2011 to today. All six redshirted as true freshmen in 2011.

COMMUNITY SERVICE

Head coach **James Franklin** frequently talks about being successful in all facets of a football program.

Simply put, he wants each member of the program to have the entire package - athletically, academically, spiritually and in the community.

On the heels of ending Franklin's first season with a thrilling 31-30 victory over Boston College in the PinStripe Bowl and a stellar fall semester academically, the Nittany Lion football program set the benchmark for success off the field during the summer and fall of 2014, completing a program-record of more than 2,200 total hours of community service.

Beginning with volunteer hours at the Pennsylvania Special Olympics Summer Games on June 6 and ending on Dec. 26 with a visit to Sloan-Kettering Memorial Hospital in New York, members of the football program participated in more than 30 different community service events during the summer and fall semesters in 2014.

A pre-season highlight was a trip to Hershey Medical Center on July 23. The entire team boarded buses for a drive to Penn State Hershey Children's Hospital just before the start of training camp. The team visited with patients and their families in different sections of the hospital.

The list of events includes 23 community service engagements during the football regular season. Highlighting the list was the United Way's Day of Caring, which takes place each October in State College. Approximately 50 members of the team used an off day during a bye week to give back to the community by helping with the upkeep of Centre Furnace Mansion.

Additionally, nearly 25 members of the team and LifeLink special education students carved and painted pumpkins on the patio of the Lasch Building on Oct. 16. Approximately a dozen members of the team played games and participated in the Buddy Walk at Medlar Field to help raise awareness for children with special needs and support the Centre County Down Syndrome Society on Oct. 18.

In November, the football program adopted Noah Benner through Friends of Jaclyn foundation as an "official" member of the team. Members of the staff gave Noah and his family a tour of the football facility before meeting and speaking with the team at practice.

The Nittany Lions also gave Deven Jackson, a Perry County, Pennsylvania native, an opportunity to tour the football facility and visit with the team at practice. Jackson, who suffered from kidney failure and lost both of his legs to meningitis, inspired the team by competing in youth football with two prosthetic legs.

The week leading up to Thanksgiving was a big time period for community service. The Nittany Lions spent time participating in "Roar for Reading" at local elementary schools, visited The Village, a State College retirement community, spent time with children at the Bellefonte Youth Service Bureau and helped the State College Food bank move more than 2,000 pounds of food.

The team's annual Lift for Life event continued this summer (**Uplifting Athletes on Page 17**).

The team also brightened the days of many youths at the Penn State Hershey Children's Hospital on July 15, boarding three buses to make the trek. Upon arrival, the team broke into smaller groups and walked through different sections of the hospital to spread enthusiasm and uplifting energy. In room after room, the Nittany Lion players and staff members were greeted with smiles from patients and families. The hospital staff members in each wing posed for photos and thanked the team for taking time to visit the immaculate facility.

The long list of community service opportunities is met with tremendous enthusiasm from the student-athletes on the roster. The members of the team jump at the opportunity to lend a hand in the community.

NATIONAL NITS

Penn State has several players ranked nationally and within the Big Ten.

Rankings listed NCAA/Big Ten

- RB Mark Allen
 - Punt Returns - 6.6 (60/10)
- RB Saquon Barkley
 - All-Purpose Yards - 98.75 (128/15)
 - Rushing Yards Per Carry - 8.9 (2/1)
 - Rushing TDs - 3 (69/7)
 - Rushing Yards - 373 (38/5)
 - Rushing Yards Per Game - 93.3 (53/5)
- LB Brandon Bell
 - Forced Fumbles - 0.3 (t-35/t-8)
- DE Torrence Brown
 - Fumbles Recovered - 1 (t-16/t-1)
- LB Koa Farmer
 - Combined Kick Returns - 154 (80/9)
 - Kickoff Returns - 25.7 (26/4)
- WR Chris Godwin
 - Fumbles Recovered - 1 (t-16/t-1)
 - Receiving Yards - 283 (58/7)
 - Receiving Yards Per Game - 70.8 (69/7)
 - Receptions Per Game - 4.8 (73/7)
 - Yards Per Reception - 14.9 (137/10)
- WR DaeSean Hamilton
 - Receptions Per Game - 3.5 (177/20)
- DT Austin Johnson
 - Fumbles Recovered - 1 (t-16/t-1)
 - Sacks - 0.63 (84/15)
 - Tackles for Loss - 1.5 (38/7)
- PK Joey Julius
 - Field Goal Percentage - .857 (23/3)
 - Field Goals Per Game - 1.5 (26/5)
 - Points Responsible For - 30 (150/16)
 - Points Responsible For PG - 7.5 (188/16)
- S Jordan Lucas
 - Forced Fumbles - 0.33 (t-35/t-8)
- RB Akeel Lynch
 - Rush Yards Per Carry - 5.4 (70/10)
 - Rushing Yards - 262 (95/15)
 - Rushing Yards Per Game - 65.5 (108/15)
- DE Carl Nassib
 - Forced Fumbles - 0.75 (t-1/t-1)
 - Sacks - 1.75 (1/1)
 - Tackles for Loss - 2.3 (3/2)
- CB John Reid
 - Fumbles Recovered - 1 (t-16/t-1)
- RB Nick Scott
 - Combined Kick Returns - 187 (60/7)
 - Kickoff Returns - 31.2 (14/3)
- WR DeAndre Thompkins
 - Combined Kick Returns - 108 (127/14)
 - Punt Returns - 9.8 (43/7)
- DT Anthony Zettel
 - Fumbles Recovered - 1 (t-16/t-1)
- TEAM
 - Fumbles Lost - 1 (t-14/t-2)
 - Kickoff Returns - 27.6 (17/3)
 - Passes Had Intercepted - 2 (22/4)
 - Red Zone Offense - .867 (52/6)

- 4th Down Conversion Pct Def. -.333 (22/2)
- First Downs Defense - 63 (33/5)
- Fumbles Recovered - 5 (2/1)
- Passing Yards Allowed - 191.3 (42/5)
- Rushing Defense - 90.5 (14/5)
- Scoring Defense - 16.3 (21/5)
- Team Sacks - 4.5 (1/1)
- Team Tackles for Loss - 10.0 (3/1)
- Total Defense - 281.8 (15/4)
- Turnover Margin - 1.3 (16/3)
- Turnovers Gained - 8 (27/3)
- Turnovers Lost - 3 (16/4)

SHORT ON SENIORS

As Penn State rebuilds its depth, the team will have just 13 seniors on the roster. The total ties for the ninth fewest in FBS. Just five seniors are at offensive skill positions.

Fewest Seniors for 2015

- Wake Forest - 6
- UCF - 9
- Vanderbilt - 9
- Old Dominion - 10
- Pitt - 10
- Eastern Michigan - 11
- NC State - 11
- Colorado - 12
- Penn State - 13**
- Tulane - 13
- NIU - 13
- Louisville - 13
- Arkansas - 13
- Nevada - 13
- Oregon State - 13
- Purdue - 13

Fewest Seniors at Off. Skill Positions (QB, RB, WR, TE)

- UCF - 0
- Kentucky - 1
- Nevada - 1
- Old Dominion - 1
- Pitt - 1
- Syracuse - 1
- Wake Forest - 1
- Colorado - 2
- Eastern Michigan - 2
- Minnesota - 3
- Ohio St. - 3
- Purdue - 3
- Washington State - 3
- Arkansas - 4
- Baylor - 4
- Boston College - 4
- San Diego St. - 4
- San Jose St. - 4
- Penn State - 5**
- Fresno St. - 5
- NC State - 5

LASCH RENOVATION PLAN UNVEILED

Plans to renovate the Louis and Mildred Lasch Football Building have been unveiled by Penn State Athletics. The Lasch Renovation, a multi-phased project, will allow Penn State football to provide the resources it needs to recruit and support the nation's most talented student-athletes. The first two phases of this renovation include the addition of a nutrition bar, as well as upgrades to the team auditorium, lobby, locker room, hydrotherapy room and an expanded equipment room.

The Lasch Lobby will have a 21st century design that will be powerful and progressive in a clean, classic Penn State way. The lobby will feature an awards area that will recognize the history and accomplishments of the Penn State football program, while the team auditorium, will showcase the Penn State football core values and team imagery displayed throughout the room.

The locker room concept will continue the classic Penn State theme and feature a new ceiling design with an integrated logo, new carpet, new multi-functional lockers, multi-tiered lighting controls and a video wall.

NO NAMES. ALL GAME.

The Penn State football program announced in July that it will remove the names from the backs of its jerseys beginning this season. In 2012, the Penn State coaching staff felt that something needed to be done to honor those student-athletes who kept their promise to play for Penn State after the NCAA handed down sanctions on the program, and decided to place the name of each player on the back of their uniform. It was something that had never been done in the 126-year history of the program, but was symbolic.

The decision to remove the names from the jerseys was made to pay homage to the history of Penn State football and return to the tradition that represented Penn State for 125 years.

FUTBOL?

Many of the Nittany Lion kicking specialists have strong soccer backgrounds, with two earning opportunities to play Division I soccer.

- Redshirt freshman **Joey Julius** turned down a Division I soccer scholarship to walk-on as a kicker at Penn State. Julius kicked for the Lower Dauphin H.S. football team, earning all-state honors twice, but also played for a travel soccer team for four years. He started the 2015 opener, converting his lone field goal attempt.
- Redshirt freshman **Robby Liebel** earned multiple soccer scholarship offers from top Division I programs, received invitations to the U.S. Soccer Development Academy from 2011-14 and was rated as the top goalkeeper in the state of Florida, but elected to walk-on at Penn State. Liebel did not receive any formal instruction in football kicking until after his senior season of high school, but served as both a kicker and punter at IMG Academy during his final two prep campaigns.
- Unlike Julius, redshirt sophomore **Tyler Davis** did not play a snap of football in high school, as the former soccer standout at St. Charles (Ill.) North High School and two-year member of the U.S. Soccer Development Academy was a highly-touted recruit and even named the *Chicago Sun-Times* Player of the Year after his junior year. He went on to play at Bradley University, appearing in 12 contests as a freshman in 2013, scoring the game-winning, golden goal in his first career game.
- Redshirt freshman **Nick Bomerhi** was a three-year letterwinner in soccer at Philipsburg-Osceola High School, but kicked for the football team as a junior and senior. He was only the full-time kicker during his senior season and garnered first-team all-conference honors.

PENN STATE VS. BIG TEN

Penn State owns a 189-94-3 mark against Big Ten Conference teams since the Nittany Lions first opposed Ohio State in 1912.

The Nittany Lions began play as a member of the Big Ten Conference in 1993 and have a 110-67 mark.

Prior to joining the conference, Penn State played 107 games vs. the current Big Ten alignment and was 79-25-3 in those games.

Maryland and Rutgers joined the Big Ten on July 1, 2014.

Opponent	Record	1st Meeting	Last Meeting
Illinois	17-5	1954	2014
Indiana	17-1	1993	2014
Iowa	13-12	1930	2012
Maryland	35-2-1	1917	2014
Michigan	7-11	1993	2014
Michigan State	14-14-1	1914	2014
Minnesota	8-5	1993	2013
Nebraska	7-9	1920	2013
Northwestern	13-4	1993	2014
Ohio State	13-17	1912	2014
Purdue	13-3-1	1951	2013
Rutgers	24-2	1918	2015
Wisconsin	8-9	1953	2013

PENN STATE IN 23RD BIG TEN SEASON

After 106 years as an independent in football, Penn State began play in the Big Ten Conference in 1993 and is playing its 23rd season in the conference. The Nittany Lions were Big Ten Champions in 1994, beating Oregon to win the 1995 Rose Bowl, and played USC in the 2009 Rose Bowl.

The Nittany Lions began Big Ten play against division foe Rutgers for the second straight season, and finish the regular season once again against Michigan State, this time traveling East Lansing for the Nov. 28 game. Penn State will also play divisional opponents Indiana (Oct. 10) and Michigan (Nov. 21) and non-divisional opponent Illinois (Oct. 31) at home.

The road schedule features divisional opponents Ohio State (Oct. 17) and Maryland (Oct. 24), while Penn State also travels to face non-division opponent Northwestern (Nov. 7).

This is the final season of the Big Ten playing an eight-game schedule. The conference will move to a nine-game slate starting in 2016.



@PennStateFBall



PSUFBall

2015

PSUnrivald.com

GoPSUsports.com

B1G OPENERS OVER THE YEARS

Here are some facts and figures about the Nittany Lions' 23 B1G opening games:

- Penn State owns an 11-12 in Big Ten opening contests. Fourteen of the Nittany Lions' 22 B1G openers have come on the road (7-7).
- Penn State has defeated Rutgers in its Big Ten opener in each of the past two seasons. Both contests came in Week 3 of the season, making the games the earliest Big Ten openers for Penn State since it opened the 1993 and 1994 seasons with Big Ten games. They hosted Minnesota on Sept. 4, 1993 (W, 38-20) and won at Minnesota on Sept. 3, 1994 (W, 56-3).
- Penn State has played Wisconsin more than any other team to open Big Ten play. The Nittany Lions and Badgers have met four times to open B1G play.
- The Nittany Lions have also played Illinois (3), Indiana (3), Iowa (3), Michigan (1), Minnesota (3), Northwestern (1), Ohio State (3) and Rutgers (2) in Big Ten openers.

HOME OPENER HISTORY

- Penn State's all-time record in home openers is 115-13-1 and 47-9 in Beaver Stadium.
- Penn State has won 13 out of its last 14 and its last three consecutively, defeating Buffalo, 27-14 (2015); Akron, 21-3 (2014) and Eastern Michigan, 45-7 (2013).

PENN STATE SEASON OPENERS

The Nittany Lions now own a record of 106-21-2 in opening games.

- The 2015 opener was the third consecutive away from home for the Lions. It was also the first time the Lions have opened the season with a true road game since opening at Minnesota in 1994.
- It was the first time Penn State had opened three consecutive seasons away from Beaver Stadium since the 1971-73 seasons.
- The next four season openers (2016, Kent State; 2017, Akron; 2018, Appalachian State; and 2019, Idaho) will all take place in Beaver Stadium.
- Despite a 27-10 loss at Temple this season, the Lions have still won 12 out of their last 14 openers.
- Penn State's longest streaks of winning their season openers are: 12 (1919-30), 11 (1893-1903), 10 (1973-82; 2002-11), 9 (1909-17), 7 (1942-48).
- Penn State has only lost consecutive season openers twice in school history; 1964-65, 1989-90, 2000-01. They have never lost three consecutive season openers.
- The Nittany Lions went unbeaten from 1909-30, winning 20-of-21 season openers. They tied Wisahickon Barracks, 6-6, in 1918 and the streak was stopped by Waynesburg, a 7-0 setback, in 1931.

FORTY LETTERMEN RETURN

Penn State returns 40 lettermen from last year's New Era Pinstripe Bowl championship squad — 20 on defense, 17 on offense and three specialists. Additionally, three lettermen return from the 2013 squad after missing 2014. Of the 40 lettermen returning, 29 have starting experience — 15 on offense, 13 on defense and the starting punter.

The Nittany Lions lost the services of 18 letterwinners — 10 on defense, seven on offense and the starting placekicker.

FIFTEEN STARTERS ARE BACK IN THE FOLD

The Nittany Lions return 15 starters — eight on offense and seven on defense. Fourteen additional players have starting experience — seven on offense, six on defense and a punter.

Among the returning starters are All-American defensive tackle **Anthony Zettel**, Freshman All-Americans **DaeSean Hamilton** and **Andrew Nelson**, along with four others that received honorable-mention All-Big Ten honors: defensive tackle **Austin Johnson**, cornerback **Jordan Lucas**, center **Angelo Mangiro** and cornerback **Trevor Williams**. That group also includes Big Ten All-Freshman Team honorees safety **Marcus Allen**, wide receiver **Chris Godwin** and punter **Daniel Pasquariello**.

ZETTEL NAMED PRESEASON ALL-AMERICA

Senior defensive tackle **Anthony Zettel** earned preseason All-America honors from two publications, highlighted by a first-team nod on Phil Steele's Preseason All-America Team. Zettel also took home second-team preseason All-America honors from Athlon Sports.

After moving from defensive end to tackle in 2014, Zettel enjoyed his most productive season en route to fourth-team All-America honors by Athlon Sports and an All-Big Ten first-team pick by both the coaches and media. Zettel logged career-best totals with 17 tackles for loss and 8.0 sacks. His 16.0 career sacks rank tied for No. 15 in Penn State history and his 27.0 career TFLs are just five shy of entering the top 15 in the Penn State record books.

Zettel was the only FBS player to rank among the national leaders in sacks and interceptions per game in 2014. The athletic defensive lineman nabbed three interceptions, the most by a Penn State defensive lineman since at least 1959, to tie for the team lead in the category and added one forced fumble, one fumble recovery and eight pass deflections.

Honors & Awards on Page 12

THREE NAMED PRESEASON ALL-BIG TEN

Three Penn State players were selected first-team preseason All-Big Ten by national preview publications. Senior defensive tackle **Anthony Zettel** earned first-team all-conference recognition from Phil Steele, Lindy's and Athlon, while redshirt sophomore wide receiver **DaeSean Hamilton** was named first-team All-Big Ten by Phil Steele, Athlon and Sporting News. Senior safety **Jordan Lucas** rounded out the list of first-team preseason all-conference selections with a berth on Phil Steele's team.

Additionally, Hamilton was a second-team selection by Lindy's and Lucas claimed a second-team berth from Athlon. Junior linebacker **Nyeem Wartman-White**, junior defensive tackle **Austin Johnson** and junior running back **Akeel Lynch** also garnered preseason second-team all-conference accolades.

Honors & Awards on Page 12.

SIX BOWL TEAMS HIGHLIGHT SCHEDULE

The Nittany Lions are facing six teams that participated in a bowl game during the 2014 campaign, with the contingent compiling a 4-3 record in those games.

In Beaver Stadium, Penn State will face:

- **Rutgers** beat North Carolina, 40-21, in the Quick Lane Bowl.
 - **San Diego State** suffered a one-point loss, 17-16, against Navy in the San Diego County Credit Union Poinsettia Bowl.
 - **Illinois** fell to Louisiana Tech, 35-18, in the Zaxby's Heart of Dallas Bowl.
- Penn State will travel to:
- **Ohio State** earned the No. 4 seed in the College Football Playoff and defeated Alabama, 42-35, in the Allstate Sugar Bowl and toppled Oregon, 42-20, in the College Football Playoff National Championship.
 - **Maryland** dropped a 45-21 decision to Stanford in the Foster Farms Bowl.
 - **Michigan State** bested Baylor, 42-41, in the Goodyear Cotton Bowl Classic.

PENN STATE NUMBER CHANGES

Several Lions are wearing new numbers, including **Jordan Lucas** (5), **Mark Allen** (8), **Brandon Bell** (11), **Torrence Brown** (19), **Gregg Garrity** (19), **Brandon Johnson** (27), **Troy Reeder** (42), **Javon Turner** (28), **Kyle Vasey** (96) and **Daquan Worley** (4).

NITTANY LION POSITION CHANGES

Among the PSU players who played new positions during the spring: **Koa Farmer** (LB to S), **Jack Haffner** (RB to LB), **Charles Idemudia** (LB to TE/H), **Brandon Lucas** (CB to S), **Brendan Mahon** (T to C/G), **Dom Salomone** (FB to TE/H) and **Chas Wright** (T to C/G).

NINE GAME BIG TEN SLATE IN 2016

Big Ten teams will play eight conference games this season, but a nine-game conference schedule starts in 2016. The Nittany Lions will play their six East Division rivals and three West Division teams that rotate starting in 2016. PSU and all East teams will have five Big Ten home games in 2016 and in even-numbered years thereafter.

BEN KLINE SCHOLAR-ATHLETE

KLINE NAMED TO ALLSTATE AFCA GOOD WORKS TEAM

Penn State senior linebacker **Ben Kline** has been selected to the Allstate, American Football Coaches Association (AFCA) Good Works Team. He is among the 11 FBS and 22 overall honorees for their contributions to the community. In its 24th year, the Allstate AFCA Good Works Team® is comprised of athletes who have used their limited free time to perform inspirational acts of service.

Fans can vote for Kline to become the 2015 Allstate AFCA Good Works Team® Captain at ESPN.com/Allstate through November 25, 2015. The Team Captain and his fellow award recipients will be invited to New Orleans to participate in a community project before the 2016 Allstate® Sugar Bowl®.

Kline has served as the President of Penn State's Uplifting Athletes chapter for the last two years.

The Seven Valley native has also been involved in THON and Special Olympics during his time at Penn State. He is also the co-founding a student organization this summer that benefits an orphanage in Kenya. The orphanage has an academic partnership with Penn State, and Kline's organization supports that relationship. Additionally, Kline is a nominee for an American Rhodes Scholarship.

Kline is also a two-time CoSIDA Academic All-District choice and two-time Academic All-Big Ten honoree. He posted a perfect 4.0 GPA during the 2011 summer session and 2013 spring semester. Kline has posted a 3.50 GPA or higher in 11 of his 12 semesters on campus, including summer semesters and is a six-time Dean's List selection. He graduated with his degree in finance in December 2014 with a 3.76 cumulative GPA, in just three and a half years. Has begun work on his master's degree in international affairs. Additionally, Kline is a member of the Lion's Paw Senior Honor Society, a prestigious Student-Leadership Senior Honor Society with 14 members from the 2015 graduating class.

KLINE RHODES SCHOLAR NOMINEE

Kline was nominated for the prestigious Rhodes Scholarship. Kline is presently taking graduate level courses in the Smeal College of Business after graduating in December 2014 with a degree in finance. The Rhodes Scholarships are the oldest and most celebrated international fellowship awards in the world. Each year 32 Americans are selected as Rhodes Scholars, through a decentralized process representing the 50 states and the District of Columbia. Penn State University has produced two Rhodes Scholars in its history.

UPLIFTING ATHLETES REACHES \$1 MILLION RAISED FOR KIDNEY CANCER RESEARCH

One Cause. One Program. Together Uplifting Athletes and Penn State have stood the test of time.

- Under the guidance of current Chapter President **Ben Kline** and his leadership team, the Penn State Chapter raised a record \$120,000 this past year for kidney cancer research.
- Thanks to the ongoing support of the Penn State and State College communities for the past 13 years, the Penn State Chapter has now raised more than \$1.12 million. Penn State was the first Uplifting Athletes Chapter to reach the \$1 million milestone.
- Each of the last five Lift for Life events have raised in excess of \$100,000.
- As the single largest donor to the Kidney Cancer Association, the funds raised from the Penn State Chapter has helped bring eight new treatments to market in the last 13 years.

And what started at Penn State has sparked a movement that is growing nationwide, as 24 other college football programs have formed Uplifting Athletes Chapters — including half the Big Ten, ACC and at least one chapter in each major FBS conference.



@PennStateFBall



PSUFBall

2015

PSUnrivalled.com

GoPSUsports.com

PENN STATE FOOTBALL SHOW

UNRIVALED: THE PENN STATE FOOTBALL STORY PRESENTED BY PEPSI PREMIERES

Penn State Athletics and WPSU Penn State are continuing their partnership this fall to produce the second season of "Unrivaled: The Penn State Football Story," Presented by Pepsi, a weekly preview show that will chronicle the Nittany Lions journey throughout the 2015 season.

WPSU Penn State is producing "Unrivaled: The Penn State Football Story" Presented by Pepsi, which debuted September 3 in some markets and aired on WPSU-TV, across the Commonwealth and in numerous markets in the Mid-Atlantic and Northeast (see affiliates and schedule below).

Fans are encouraged to check local listings for possible schedule changes, particularly for the first episode and final episode, which will air during Thanksgiving week.

The program provides a fast-paced, intimate look inside the Nittany Lion football program. It will include a look at game week preparation, an all-access look at the coaching staff and visits with selected players on and off the field throughout the season.

The coverage also may include a review of the previous week's game with highlights, sideline and locker room coverage. An enhanced game highlight package from each week's game can be found on the Penn State All-Access Channel on www.GoPSUsports.com for free every Sunday following a game.

WPSU Penn State is in its fourth year working with Penn State Intercollegiate Athletics to produce the Nittany Lion football team's weekly in-season TV show. "Penn State Football 2013 - The Next Chapter," was nominated for a Mid-Atlantic Emmy Award in 2013.

WPSU Penn State also works in partnership with Penn State Athletics to produce weekly in-season TV shows for men's basketball, "Penn State Basketball: In The Paint" and women's basketball, "Courtside with Coquese." "In The Paint" was nominated for a 2013 Mid-Atlantic Emmy Award. "Courtside with Coquese" received a Mid-Atlantic Emmy award in 2008 and was nominated for an Emmy in 2013.

Among the outlets carrying "Unrivaled: Penn State Football Story" Presented by Pepsi are:

- WPSU-TV, Ch. 3 (State College/Central Pa.) - Friday, 9 p.m.; Saturday, 11 a.m.
- WPSU PBS World (State College/Central Pa.) -- Friday, 6:15 p.m.
- WTAJ-TV, Ch. 10/32 (State College/Altoona/Johnstown) -- Friday (9/4) at 7 p.m.; remainder of the season Thursday, 7:00 p.m.
- WFMZ-TV (Allentown/Northeast Philadelphia) -- Saturday, 12:00 a.m. (ch. 69); Saturday, 11:30 a.m. (ch. 69.4)
- MASN (Baltimore-Washington, D.C.) - Thursday, 10:30 p.m.
- WFXP-TV, Ch. 66 (Erie) - Saturday, 6:30 a.m.
- WLYH-TV (Harrisburg/Lancaster/Lebanon/York) -- TBA (ch. 15); Saturday, 11:00 a.m. (EHP MyNet 21.2)
- CSN-Philadelphia (Philadelphia/New Jersey) - Thursday, 11 p.m.
- Root Sports (Western Pa./Eastern Ohio/West Virginia) - Friday, 4 p.m.
- WNEP2 (Scranton/Wilkes-Barre) - Thursday, 9:30 p.m.

WPSU Penn State serves central Pennsylvania and national audiences with programming, educational services and community outreach. This public media service produces, acquires and distributes programs that address local interests and reflect the diverse cultural, political, geographic and demographic characteristics of an audience within central Pennsylvania.

ANOTHER SELLOUT FOR PENN STATE'S UNRIVALED STUDENT SECTION

The Penn State Student Section presented by The Apartment Store sold out more than 21,200 tickets, highlighted by an eight-minute sellout of the sophomore allotment. The sophomore and freshmen combined to sell out their allotments in 25 minutes, respectively. The Penn State Student Section presented by The Apartment Store has consistently sold out for four decades, showing the passion and dedication of Penn State students.

Penn State's proud and enthusiastic student section in Beaver Stadium is the nation's second-largest full season student ticket section of any school, for any sport.

ESPN's College Gameday and ESPN The Magazine ("The Nation's No. 1 Student section") are among the national media accolades for the Nittany Lions' loud and impactful student section.

2015 BIG TEN DIVISIONS (FOOTBALL ONLY):

East Division: Indiana, Maryland, Michigan, Michigan State, Ohio State, Penn State, Rutgers.

West Division: Illinois, Iowa, Minnesota, Nebraska, Northwestern, Purdue, Wisconsin.

OVERTIME OVER TIME

College football introduced overtime during the bowl season in 1995 and adopted the system for regular season games in 1996.

- Since then, Penn State has played 11 overtime games, including five over the past two seasons.
- Seven of the 11 overtime tilts have come at home, two in true road games, one in the 2006 Orange Bowl and one in the 2014 Pinstripe Bowl.
- Their first two overtime contests came vs. Iowa in 2000 and 2002 at home.
- The Nittany Lions dropped their first three contests that went to the extra period, but won five straight overtime contests before falling to Nebraska on Nov. 23, 2013. Penn State's all-time overtime games:

Date	Opponent	Score
11/4/00	IOWA (2OT)	L, 23-26
9/28/02	IOWA	L, 35-42
10/12/02	at Michigan	L, 24-27
1/3/06	vs. Florida State (3OT) ¹	W, 26-23
10/7/06	at Minnesota	W, 28-27
11/24/12	WISCONSIN	W, 24-21
10/12/13	MICHIGAN (4OT)	W, 43-40
11/2/13	ILLINOIS	W, 24-17
11/23/13	NEBRASKA	L, 20-23
10/25/14	OHIO STATE (2OT)	L, 24-31
12/27/14	vs. Boston College ²	W, 31-30

¹ - Orange Bowl, ² - Pinstripe Bowl

HAM HONORED

The accomplishments of legendary Penn State football linebacker **Jack Ham** continue to stand out in the annals of college football history, as the Football Writers' Association of American (FWAA) named the Hall of Famer and current Penn State Sports Network broadcaster to its 75th Anniversary All-America Third Team in August.

The team celebrates the FWAA's All-America teams from near the end of World War II through the 2014 season. The FWAA, which was founded in 1941, has picked an annual All-America team since the 1944 season, making it the second-longest continuously selected team in major college football.

As a senior co-captain, Ham earned All-America honors in 1970 after making 91 tackles and intercepting four passes. He still shares a pair of defensive records for blocked punts: four in his career, three in his final season. Ham had 251 career tackles (143 solo).

Ham is the only Penn State product in both the college and professional football halls of fame.

NITTANY LIONS IN NFL VENUES

- In 2015, Penn State will take on Maryland at M&T Bank Stadium, home of the Super Bowl XLVII Champion Baltimore Ravens, to mark the eighth current NFL stadium the Blue and White have played in. Penn State opened the season in Lincoln Financial Field, home of the Philadelphia Eagles, against Temple.
- The Nittany Lions have also played in current homes of the Miami Dolphins (Sun Life Stadium), New Orleans Saints (Mercedes-Benz Superdome), New York Giants/New York Jets (MetLife Stadium), San Diego Chargers (Qualcomm Stadium), Tampa Bay Buccaneers (Raymond James Stadium) and Washington Redskins (FedEx Field).
- The first documented Penn State game in a professional stadium was in 1921 when the Nittany Lions defeated Georgia Tech, 28-7, in front of 30,000 fans at the Polo Grounds in Upper Manhattan in New York City.
- Excluding bowl games, the Lions have played 38 regular season games in 13 different stadiums with permanent NFL tenants.
- Four regular season games were played in NFL venues in 1983, as the Lions played in Giants Stadium twice (Nebraska and Rutgers), Veterans Stadium (Temple) and Sullivan (Foxboro) Stadium (Boston College.)

PENN STATE SPORTS NETWORK AIRS ALL NITTANY LION GAMES; COACHES SHOW

Nearly 60 radio stations across Pennsylvania, Maryland, New Jersey, New York and Ohio are carrying Penn State football to fans throughout the Northeast this season on the Penn State Sports Network.

Steve Jones and Jack Ham are teaming up for their 16th season as the play-by-play voice and color analyst, respectively, on the Penn State Sports Network.

The football broadcasts begin 90 minutes before kickoff with the one-hour "Dietz & Watson Tailgate Show" with host Roger Corey, along with Jones and Ham. "The Penn State Bookstore Kickoff Show," a 20-minute conversation with Head Coach James Franklin follows, before Jones and Ham bring listeners the starting lineups, health reports, field conditions and late-breaking news in the final minutes leading up to kickoff.

The broadcasts conclude with the "Pennsylvania Propane Gas Association Postgame Show" featuring locker room interviews, game statistics, stars and plays of the game, as well as scores from around the nation.

All Penn State Sports Network broadcasts also can be heard via the Penn State Intercollegiate Athletics website: www.GoPSUsports.com.

The Penn State Sports Network is syndicated by Penn State Sports Properties, a property of Learfield Sports, one of the country's largest syndicators of college sports.

The network will also carries "The Penn State Coaches Show Presented by Pepsi" every Thursday throughout the season. The program also is carried live on GoPSUsports.com via Penn State All-Access.

The one-hour program takes place at LettermanS on East College Ave. in State College every Thursday at 6:05 p.m. from late August through mid-march.

For a complete listing of Penn State Sports Network affiliates, go to:

<http://www.gopsusports.com/ot/radio-tv.html>



@PennStateFBall



PSUFBall

2015

PSUnrivaled.com

GoPSUsports.com

OFFENSIVE STARTERS

OPPONENT	LT	LG	C	RG	RT	TE	QB	RB	FB	WR	WR
at Temple	Palmer	Mahon	Mangiro	Gaia	Nelson	Gesicki	Hackenberg	Lynch	Wilkerson^	Polk	Hamilton
BUFFALO	Nelson	Dowrey	Mangiro	Gaia	Mahon	Gesicki	Hackenberg	Lynch	Wilkerson^	Godwin	Hamilton
RUTGERS	Palmer	Dowrey	Mangiro	Gaia	Mahon	Carter	Hackenberg	Lynch	Wilkerson^	Godwin	Hamilton
SAN DIEGO STATE	Palmer	Dowrey	Mangiro	Gaia	Mahon	Gesicki	Hackenberg	Lynch	Wilkerson^	Polk	Hamilton
ARMY WEST POINT											
INDIANA											
at Ohio State											
vs. Maryland											
ILLINOIS											
at Northwestern											
MICHIGAN											
at Michigan State											

^ - Opened in a two TE set | % - Opened in a three WR set | \$ - Opened in a three TE set

DEFENSIVE STARTERS

OPPONENT	DE	DT	DT	DE	SLB	MLB	WLB	CB	S	S	CB
at Temple	Nassib	Zettel	Johnson	Sickels	Bell	Wartman-White	Cabinda	Reid	Allen	Lucas	Williams
BUFFALO	Nassib	Zettel	Johnson	Sickels	Walker	Cabinda	Reeder	Reid	Allen	Lucas	Williams
RUTGERS	Nassib	Zettel	Johnson	Sickels	Bell	Cabinda	Reeder	Haley	Allen	Lucas	Williams
SAN DIEGO STATE	Nassib	Zettel	Johnson	Sickels	Bell	Cabinda	Reeder	Haley	Allen	Golden	Williams
ARMY WEST POINT											
INDIANA											
at Ohio State											
vs. Maryland											
ILLINOIS											
at Northwestern											
MICHIGAN											
at Michigan State											

^ - Opened in nickel defense

CAREER STARTS

Player	'12	'13	'14	'15	Total
Hackenberg (QB)	-	12	13	4	29
Lucas (CB/S)	-	12	12	3	27
Williams (CB)	1	7	12	4	23
Wartman-White (LB)	-	8	12	1	21
Johnson (DT)	-	2	13	4	19
Zettel (DE)	-	2	13	4	19
Hamilton (WR)	-	-	13	4	17
Mangiro (C)	-	-	13	4	17
Carter (TE/H)	2	4	9	1	16
Gaia (G)	-	-	12	4	16
Nelson (T)	-	-	13	2	15
Lewis (WR)	-	4	11	-	15
Bell (LB)	-	1	10	3	14
Mahon (G/T)	-	-	9	4	13
Allen (S)	-	-	7	4	11
Godwin (WR)	-	-	3	3	6
Lynch (RB)	-	-	2	4	6
Breneman (TE/H)	-	5	-	-	5

Player	'12	'13	'14	'15	Total
Cabinda (LB)	-	-	1	4	5
Gesicki (TE/H)	-	-	1	3	4
Dowrey (G)	-	-	1	3	4
Nassib (DE)	-	-	-	4	4
Sickels (DE)	-	-	-	4	4
Wilkerson (TE/H)	-	-	-	3	3
Palmer (T)	-	-	-	3	3
Reeder (LB)	-	-	-	3	3
Reid (CB)	-	-	-	2	2
Kline (LB)	-	2	-	-	2
Walker (LB)	-	-	1	1	2
Polk (WR)	-	-	-	2	2
Haley (CB)	-	-	-	2	2
Blacknall (WR)	-	-	1	-	1
Campbell (CB)	-	-	1	-	1
Golden (S)	-	-	-	1	1
Wooten Jr. (LB)	-	-	1	-	1



DEPTH CHART

OFFENSE

Wide Receiver (X)

12 Chris Godwin (6-1, 208, So./So.)
 13 Saeed Blacknall (6-2, 211, So./So.)
 84 Juwan Johnson (6-4, 213, Fr./Fr.)

Wide Receiver (Z)

7 Geno Lewis (6-1, 205, Sr./Jr.)
 80 Matt Zanellato (6-3, 210, Gr./Sr.)

Tight End/H-Back

88 Mike Gesicki (6-6, 255, So./So.)
 11 Brent Wilkerson (6-3, 250, Sr./Jr.)
 87 Kyle Carter (6-3, 252, Gr./Sr.)

Left Tackle

73 Paris Palmer (6-7, 302, Jr./Jr.)
 59 Andrew Nelson (6-6, 302, Jr./So.)
 58 Chance Sorrell (6-5, 295, So./Fr.)

Left Guard

53 Derek Dowrey (6-3, 321, Sr./Jr.)
 71 Albert Hall (6-4, 298, Sr./Jr.)

Center

66 Angelo Mangiro (6-3, 321, Gr./Sr.)
 55 Wendy Laurent (6-2, 294, Sr./Jr.)

Right Guard

72 Brian Gaia (6-3, 304, Sr./Jr.)
 68 Kevin Reihner (6-3, 313, Gr./Sr.)

Right Tackle

70 Brendan Mahon (6-4, 318, Jr./So.)
 60 Noah Beh (6-6, 294, So./Fr.)

Wide Receiver (F)

5 DaeSean Hamilton (6-1, 206, Jr./So.)
 3 DeAndre Thompkins (5-11, 185, So./Fr.)
 10 Brandon Polk (5-9, 170, Fr./Fr.)

Quarterback

14 Christian Hackenberg (6-4, 228, Jr./Jr.)
 9 Trace McSorley (6-0, 196, So./Fr.)
 4 Tommy Stevens (6-4, 211, Fr./Fr.)

Running Back

22 Akeel Lynch (5-11, 220, Sr./Jr.)
 26 Saquon Barkley (5-11, 222, Fr./Fr.)
 8 Mark Allen (5-6, 181, So./Fr.)
 24 Nick Scott (5-11, 198, So./Fr.)

Fullback

34 Dom Salomone (5-10, 242, Sr./Jr.)

DEFENSE

Defensive End

95 Carl Nassib (6-7, 272, Sr./Sr.)
 52 Curtis Cothran (6-5, 261, Jr./So.)
 19 Torrence Brown (6-3, 250, So./Fr.)

Defensive Tackle

98 Anthony Zettel (6-4, 284, Sr./Sr.)
 91 Tarow Barney (6-2, 306, Sr./Sr.)
 93 Antoine White (6-2, 292, So./Fr.)

Defensive Tackle

99 Austin Johnson (6-4, 323, Sr./Jr.)
 41 Parker Cothren (6-4, 302, Jr./So.)

Defensive End

90 Garrett Sickels (6-4, 258, Jr./So.)
 94 Evan Schwan (6-6, 256, Sr./Jr.)

Sam Linebacker

11 Brandon Bell (6-1, 231, Jr./Jr.)
 25 Von Walker (5-11, 219, Jr./Jr.)
 43 Manny Bowen (6-1, 200, Fr./Fr.)

Middle Linebacker

40 Jason Cabinda (6-1, 245, So./So.)
 8 Gary Wooten Jr. (6-2, 237, Sr./Jr.)
 33 Jake Cooper (6-1, 226, Fr./Fr.)

Will Linebacker

42 Troy Reeder (6-1, 241, So./Fr.)
 35 Matt Baney (6-0, 225, Sr./Sr.)

Cornerback

15 Grant Haley (5-9, 189, So./So.)
 29 John Reid (5-10, 186, Fr./Fr.)
 21 Amani Oruwariye (6-1, 205, So./Fr.)

Free Safety

2 Marcus Allen (6-2, 209, So./So.)
 28 Troy Apke (6-1, 198, So./So.)

Strong Safety

5 Jordan Lucas (6-0, 193, Sr./Sr.)
 6 Malik Golden (6-0, 205, Sr./Jr.)
 7 Koa Farmer (6-1, 222, So./Fr.)

Cornerback

10 Trevor Williams (6-0, 200, Sr./Sr.)
 1 Christian Campbell (6-1, 186, So./So.)
 12 Jordan Smith (5-10, 190, Jr./Jr.)

SPECIAL TEAMS

Punter

37 Chris Gulla (6-1, 199, Jr./So.)
 92 Daniel Pasquariello (6-1, 200, So./So.)

Kicker

99 Joey Julius (5-10, 259, So./Fr.)
 95 Tyler Davis (5-11, 186, Jr./So.)

Holder

37 Chris Gulla (6-1, 199, Jr./So.)
 93 Robby Liebel (6-2, 201, So./Fr.)
 16 Billy Fessler (5-11, 184, So./Fr.)

Long Snapper

44 Tyler Yazujian (5-11, 264, Sr./Jr.)
 41 Zach Ladonis (6-2, 228, Jr./So.)
 97 Nick Cox (6-0, 230, Fr./Fr.)

Kickoff Returners

24 Nick Scott (5-11, 197, So./Fr.)
 7 Koa Farmer (6-1, 222, So./Fr.)
 26 Saquon Barkley (5-11, 222, Fr./Fr.)

Punt Returners

3 DeAndre Thompkins (5-11, 185, So./Fr.)
 8 Mark Allen (5-6, 184, So./Fr.)
 10 Brandon Polk (5-9, 170, Fr./Fr.)

PRONUNCIATIONS

Troy Apke Troy App-KEY
 Saquon Barkley SAY-kwon Barkley
 Tarow Barney Tuh-ROW Barney
 Noah Beh Noah BAY
 Saeed Blacknall Sah-eed Black-NALL
 Curtis Cothran Curtis CAW-thren
 Parker Cothren Parker CAW-thren
 Tom Devenney Tom De-VENN-ee
 Koa Farmer CO-uh Farmer
 Brian Gaia Brian GUY-ah
 Mike Gesicki Mike Guh-sick-E
 Malik Golden Mah-LEEek Golden
 Chris Gulla Chris GOO-la
 DaeSean Hamilton DAY-shawn Hamilton
 Colin Harrop Colin HAIR-up
 Zach Ladonis Zach Lah-DONN-iss
 Wendy Laurent Wendy Lah-RENT
 Brendan Mahon Brendan MANN
 Angelo Mangiro Angelo Man-JEER-oh
 Ayrone Monroe Air-en Monroe
 Carl Nassib Carl NASS-ib
 Amani Oruwariye UH-monn-E O-rue-waar-ee-A
 Daniel Pasquariello Daniel pass-KAH-relo
 Kevin Reihner Kevin REE-nur
 Chance Sorrell Chance (Sore-ull)
 Tyler Yazujian Tyler YAZZ-oo-jee-an (soft j)
 Matt Zanellato Matt ZAN-uh-LOTT-oh
 Anthony Zettel Anthony ZET-tull

ASSISTANT COACHES



Bob Shoop
 Def. Coord./
 Safeties
 Booth



John Donovan
 Off. Coord./
 Tight Ends
 Booth



Charles Huff
 Special Teams Coord./
 Running Backs
 Field



Brent Pry
 Asst. Head Coach/
 Co-Def. Coord./LBs
 Field



Josh Gattis
 Asst. Special Teams
 Coord./Wide Receivers
 Field



Herb Hand
 Run Game Coord./
 Offensive Line
 Field



Ricky Rahne
 Pass Game Coord./
 Quarterbacks
 Field



Terry M. Smith
 Cornerbacks
 Field



Sean Spencer
 Defensive Line
 Field



@PennStateFBall



PSUFBall

2015

PSUnrivalled.com

GoPSUsports.com

NUMERICAL ROSTER

NO.	NAME	POS.	CL./EL.	HT.	WT.	HIGH SCHOOL/COACH	HOMETOWN
1	Campbell, Christian *	CB	So./So.	6-1	186	Central/Woodrow Lowe	Phenix City, Ala.
2	Allen, Marcus *	S	So./So.	6-2	209	Dr. Henry A. Wise, Jr./Dalawn Parrish	Upper Marlboro, Md.
2	Kiley, Jake	WR	Sr./Jr.	6-0	183	New Hampton/Ed Kiley	Plymouth, N.H.
3	Thompkins, DeAndre	WR	So./Fr.	5-11	185	Swansboro/Tim Laspada	Hubert, N.C.
4	Stevens, Tommy	QB	Fr./Fr.	6-4	211	Decatur Central/Justin Dixon	Indianapolis, Ind.
4	Worley, Daquan	CB	So./Fr.	5-9	180	Coatesville/Matt Ortega	Coatesville, Pa.
5	Hamilton, DaeSean *	WR	Jr./So.	6-1	206	Mountain View/Lou Sorrentino	Fredericksburg, Va.
5	Lucas, Jordan ***	S	Sr./Sr.	6-0	193	New Rochelle/Lou DiRienzo	New Rochelle, N.Y.
5	Wartman-White, Nyeem **	LB	Sr./Jr.	6-1	243	Valley View/George Howanitz	Philadelphia, Pa.
6	Golden, Malik **	S	Sr./Jr.	6-0	205	Cheshire Academy/Dan O'dea	Hartford, Conn.
6	Robinson, Andre	RB	Fr./Fr.	5-9	209	Bishop McDevitt/Jeff Weachter	Mechanicsburg, Pa.
7	Farmer, Koa	S	So./Fr.	6-1	222	Notre Dame/Kevin Rooney	Lake View Terrace, Calif.
7	Lewis, Geno **	WR	Sr./Jr.	6-1	205	Wyoming Valley West/Pat Keating	Wilkes-Barre, Pa.
8	Allen, Mark	RB	So./Fr.	5-6	181	DeMatha Catholic/Elijah Brooks	Hyattsville, Md.
8	Wooten Jr., Gary **	LB	Sr./Jr.	6-2	237	Hialeah Senior/Marc Berman	Miami, Fla.
9	McSorley, Trace	QB	So./Fr.	6-0	196	Briar Woods/Charlie Pierce	Ashburn, Va.
10	Polk, Brandon	WR	Fr./Fr.	5-9	170	Briar Woods/Charlie Pierce	Ashburn, Va.
10	Williams, Trevor ***	CB	Sr./Sr.	6-0	200	Calvert Hall College HS/Donald Davis	Baltimore, Md.
11	Bell, Brandon **	LB	Jr./Jr.	6-1	231	Oakcrest/Chuck Smith	Mays Landing, N.J.
11	Wilkerson, Brent *	TE/H	Sr./Jr.	6-3	250	DeMatha Catholic/Bill McGregor	Clinton, Md.
12	Godwin, Chris *	WR	So./So.	6-1	208	Middletown/Mark DelPercio	Middletown, Del.
12	Smith, Jordan *	CB	Jr./Jr.	5-10	190	H.D. Woodson/Greg Fuller	Washington, D.C.
13	Blacknall, Saeed *	WR	So./So.	6-2	211	Manalapan/Ed Gurrieri	Manalapan, N.J.
14	Hackenberg, Christian **	QB	Jr./Jr.	6-4	228	Fork Union Military Academy/Brian Hurlocker	Palmyra, Va.
14	Miller, Jarvis	S	Fr./Fr.	6-2	198	Windsor Locks/Suffield/East Granby/Jason Qua	Suffield, Conn.
15	Haley, Grant*	CB	So./So.	5-9	189	The Lovett School/Mike Muschamp	Atlanta, Ga.
16	Fessler, Billy	QB	So./Fr.	5-11	184	Erie Cathedral Prep/Mike Mischler	Erie, Pa.
16	Petrishen, John	S	Fr./Fr.	6-0	201	Pittsburgh Central Catholic/Terry Totten	Lower Burrell, Pa.
17	Erdmann, Jackson	QB	Fr./Fr.	6-3	205	Rosemount/Jeff Erdmann	Rosemount, Minn.
17	Taylor, Garrett	CB	Fr./Fr.	6-0	187	Saint Christopher's/Lance Clelland	Richmond, Va.
18	Holland, Jonathan	TE/H	Fr./Fr.	6-4	240	The Bullis School/Patrick Cilento	Brandywine, Md.
19	Brown, Torrence	DE	So./Fr.	6-3	250	Tuscaloosa Academy/Robert Johnson	Tuscaloosa, Ala.
19	Garrity, Gregg	WR	Jr./Jr.	5-10	157	North Allegheny/Art Walker	Pittsburgh, Pa.
20	Dudas, Jordan *	LB	Sr./Sr.	6-0	209	Girard/Jim Funk	Lake City, Pa.
20	Thomas, Johnathan	RB	So./Fr.	5-11	221	St. John's Prep/Jim O'Leary	Peabody, Mass.
21	Oruwariye, Amani	CB	So./Fr.	6-1	205	Gaither/Jason Stokes	Tampa, Fla.
22	Lynch, Akeel **	RB	Sr./Jr.	5-11	220	St. Francis (N.Y.)/Jerry Smith	Toronto, Ontario, Canada
23	Monroe, Ayrton	S	Fr./Fr.	5-11	200	Saint Johns College H.S./Joe Patterson	Largo, Md.
24	Scott, Nick	RB	So./Fr.	5-11	198	Fairfax/Kevin Simonds	Fairfax, Va.
24	Smith, Anthony	S	Jr./So.	6-0	206	Pope John XIII/Brian Carlson	Dover, N.J.
25	Walker, Von **	LB	Jr./Jr.	5-11	219	Central Mountain/Vinny Kishbaugh	Mill Hall, Pa.
26	Barkley, Saquon	RB	Fr./Fr.	5-11	222	Whitehall/Brian Gilbert	Coplay, Pa.
27	Harrop, Colin	S	Sr./Jr.	6-0	194	Wilson/Doug Dahms	Sinking Spring, Pa.
27	Johnson, Brandon *	RB	Sr./Sr.	6-2	228	Middletown/Leroy O'Neill	Harrisburg, Pa.
28	Apke, Troy *	S	So./So.	6-1	198	Mount Lebanon/Mike Melnyk	Mt. Lebanon, Pa.
29	Reid, John	CB	Fr./Fr.	5-10	186	St. Joseph's Prep/Gabe Infante	Mount Laurel, N.J.
30	Givens, Kevin	DE	Fr./Fr.	6-1	238	Altoona Area/John Franco	Altoona, Pa.
30	Idemudia, Charles	TE/H	Sr./Jr.	5-11	259	Grosse Pointe North/Frank Sumbera	Detroit, Mich.
32	Berg, Joe	S	So./Fr.	6-0	197	Carmel Catholic/Andy Bitto	Mundelein, Ill.
32	Haffner, Jack *	LB	Sr./Jr.	5-10	218	State College Area/AI Wolski	State College, Pa.
33	Cooper, Jake	LB	Fr./Fr.	6-1	226	Archbishop Wood/Steve Devlin	Doyletown, Pa.
34	Johnson, Jan	LB	Fr./Fr.	6-2	216	Governor Mifflin/Dominic Vecchio	Mohnton, Pa.
34	Salomone, Dom	TE/H	Sr./Jr.	5-10	242	Northern/Rick Mauck	Dillsburg, Pa.
35	Baney, Matthew	LB	Sr./Sr.	6-0	225	State College Area/AI Wolski	State College, Pa.
37	Alston, Kyle	CB	Jr./So.	5-9	180	Robbinsville/Jason Gray	Robbinsville, N.J.
37	Gulla, Chris *	K/P	Jr./So.	6-1	199	Toms River North/Chip LaBarca	Toms River, N.J.
38	Davis, Desi	CB	So./Fr.	5-11	172	Harrington/Matthew Bahr	Ardmore, Pa.
38	Kline, Ben **	LB	Gr./Sr.	6-2	230	Dallastown/Kevin Myers	Seven Valleys, Pa.
39	McPhearson, Josh	WR	Jr./Jr.	5-10	195	Annapolis Area Christian/Ken Lucas	Columbia, Md.
40	Cabinda, Jason *	LB	So./So.	6-1	245	Hunterdon Central/Matthew Perotti	Flemington, N.J.
41	Cothren, Parker *	DT	Jr./So.	6-4	302	Hazel Green/Matthew Putnam	Huntsville, Ala.
41	Ladonis, Zach *	SN	Jr./So.	6-2	224	Berwick Area/George Curry	Nescopect, Pa.
42	Reeder, Troy	LB	So./Fr.	6-1	241	Salesianum School/Bill DiNardo	Wilmington, Del.
43	Bowen, Manny	LB	Fr./Fr.	6-1	200	Barneget/Rob Davis	Barneget, N.J.
44	Yazujian, Tyler *	SN	Sr./Jr.	5-11	264	Spring-Ford/Chad Brubaker	Royersford, Pa.
45	Harper, Bryant	S	Jr./Jr.	5-9	211	McKeesport/Corey Gadson	McKeesport, Pa.
46	Castagna, Colin	DE	Fr./Fr.	6-4	244	Barrington/Joe Sanchez	Barrington, Ill.
47	Smith, Brandon	LB	Jr./So.	6-0	223	Lewisburg/Jeremy Winn	Winfield, Pa.
48	Miller, Shareef	DE	Fr./Fr.	6-5	245	George Washington/Ronald Cohen	Philadelphia, Pa.
49	Eikenberry, Will	DE	So./Fr.	6-2	230	Andover/E.J. Perry	Andover, Mass.



NUMERICAL ROSTER [CONT.]

NO.	NAME	POS.	CL./EL.	HT.	WT.	HIGH SCHOOL/COACH	HOMETOWN
49	Tomasetti, Brian	S	Jr./So.	6-1	191	Old Forge/Michael Schuback	Old Forge, Pa.
52	Bates, Ryan	G/C	Fr./Fr.	6-4	284	Archbishop Wood/Steve Devlin	Warrington, Pa.
52	Cothran, Curtis	DE	Jr./So.	6-5	261	Council Rock North/Adam Collachi	Newtown, Pa.
53	Dowrey, Derek **	G/C	Sr./Jr.	6-3	321	John Handley/Tony Rayburn	Winchester, Va.
54	Windsor, Robert	DT	Fr./Fr.	6-4	286	Fond Du Lac/Mike Gnewuch	Fond Du Lac, Wis.
55	Carter, Kam	DT	Fr./Fr.	6-4	271	Gaithersburg/Kreg Kephart	Silver Spring, Md.
55	Laurent, Wendy *	C/G	Sr./Jr.	6-2	294	The Hun School/David Dudeck	Hamilton, N.J.
57	Gonzalez, Steven	G/C	Fr./Fr.	6-4	324	Union City/Wil Valdez	Union City, N.J.
58	Sorrell, Chance	T	So./Fr.	6-5	295	Middletown/Troy Everhart	Middletown, Ohio
59	Nelson, Andrew *	T	Jr./So.	6-6	302	Hershey/Mark Painter	Hershey, Pa.
60	Beh, Noah	T	So./Fr.	6-6	294	Scranton Prep/Nick Donato	Scranton, Pa.
61	Lasher, Jack	G	Fr./Fr.	6-5	304	Benedictine/Greg Lilly	Richmond, Va.
62	Simpson, Zach	G	Fr./Fr.	6-3	272	Holidaysburg Area/Homer DeLattre	Holidaysburg, Pa.
63	Monk, Ryan	DT	Fr./Fr.	6-1	258	Dallas/Bob Zaruta	Dallas, Pa.
66	Mangiro, Angelo ***	C/G	Gr./Sr.	6-3	321	Roxbury/Cosmo Lorusso	Roxbury, N.J.
68	Reihner, Kevin	C/G	Gr./Sr.	6-3	313	Scranton Prep/Nick Donato	Scranton, Pa.
69	De Boef, Adam	G/C	So./Fr.	6-5	273	State College Area/Al Wolski	State College, Pa.
70	Mahon, Brendan *	G/C	Jr./So.	6-4	318	Randolph/Joe Lusardi	Randolph, N.J.
71/86	Hall, Albert *	T	Sr./Jr.	6-4	298	Warwick Valley/James Sciarra	Warwick, N.Y.
72	Gaia, Brian **	G/C	Sr./Jr.	6-3	304	Gilman School/Biff Poggi	Pasadena, Md.
73	Palmer, Paris	T	Jr./Jr.	6-7	302	Lackawanna College (Pa.)/Mark Duda	Plymouth, N.C.
74	Galimberti, Evan	G/C	Jr./So.	6-4	279	State College Area/Al Wolski	State College, Pa.
75	Brosnan, Brendan	T	So./Fr.	6-6	297	Maine South/Dave Inerra	Park Ridge, Ill.
76	Jenkins, Sterling	T	Fr./Fr.	6-8	329	Baldwin/Pete Wagner	Pittsburgh, Pa.
77	Wright, Chasz	G	So./Fr.	6-7	339	Milford Academy/Bill Chaplick	Woodbridge, Va.
78	Devenney, Tom	C/G	Jr./So.	6-1	302	Warwick/Bob Locker	Lititz, Pa.
79	Shuman, Charlie	T	So./Fr.	6-8	290	Mendon-Sutherland/Keith Molinich	Pittsford, N.Y.
80	Zanellato, Matt **	WR	Gr./Sr.	6-3	210	Lake Braddock Secondary/Jim Poythress	Burke, Va.
81	Breneman, Adam *	TE/H	Jr./So.	6-4	245	Cedar Cliff/Jim Cantafio	Mechanicsburg, Pa.
82	Shoop, Tyler	WR	Fr./Fr.	5-11	171	Father Ryan/Bruce Lussier	Nashville, Tenn.
83	Bowers, Nick	TE/H	Fr./Fr.	6-4	255	Kittanning Senior/Frank Fabian	Kittanning, Pa.
84	Johnson, Juwan	WR	Fr./Fr.	6-4	213	Glassboro/Mark Maccarone	Glassboro, N.J.
85	Charles, Irvin	WR	Fr./Fr.	6-4	213	Paul VI/John Doherty	Sicklerville, N.J.
87	Carter, Kyle ***	TE/H	Gr./Sr.	6-3	252	William Penn/Bill Cole	Bear, Del.
87	Chisena, Dan	WR	Fr./Fr.	6-2	182	Downingtown-East/Michael Matta	Exton, Pa.
88	Gesicki, Mike *	TE/H	So./So.	6-6	255	Southern Regional/Chuck Donahue	Manahawkin, N.J.
89	Bentley, Gordon	WR	Jr./So.	6-0	201	Wissahickon/Jeff Cappa	Blue Bell, Pa.
89	Pancoast, Tom	TE/H	Jr./So.	6-3	231	Unionville/Pat Clark	West Chester, Pa.
90	Sickels, Garrett *	DE	Jr./So.	6-4	258	Red Bank Regional/Nick Giglio	Red Bank, N.J.
91	Barney, Tarow *	DT	Sr./Sr.	6-2	306	Bainbridge/Ed Pilcher	Bainbridge, Ga.
91	Boumerhi, Nick	K	So./Fr.	5-8	173	Phillipsburg-Osceola/Jeff Vroman	Phillipsburg, Pa.
92	Holmes, Joe	DT	So./Fr.	5-10	273	Scranton Prep/Nick Donato	Clarks Summit, Pa.
92	Pasquariello, Daniel *	P	So./So.	6-1	200	Xavier College HS/	Melbourne, Victoria, Australia
93	Liebel, Robby	P	So./Fr.	6-2	194	IMG Academy/Chris Weinke	St. Petersburg, Fla.
93	White, Antoine	DT	So./Fr.	6-2	292	Millville/Jason Durham	Millville, N.J.
94	Schwan, Evan *	DE	Sr./Jr.	6-6	256	Central Dauphin/Glen McNamee	Harrisburg, Pa.
95	Davis, Tyler	K/P	So./So.	5-11	186	North/--	St. Charles, Ill.
95	Nassib, Carl **	DE	Sr./Sr.	6-7	272	Malvern Prep/Kevin Pellegrini	West Chester, Pa.
96	Vasey, Kyle	SN	So./Fr.	6-2	241	Wallenpaupack/Mark Watson	Hawley, Pa.
97	Buchholz, Ryan	DE	Fr./Fr.	6-6	254	Great Valley/Dan Ellis	Malvern, Pa.
97	Cox, Nick	SN	Fr./Fr.	6-0	230	Jesuit/Matt Thompson	Tampa, Fla.
98	Wombacker, Jordan	K/P	Fr./Fr.	5-10	175	Hickory/Bill Brest	Hermitage, Pa.
98	Zettel, Anthony ***	DT	Sr./Sr.	6-4	284	Ogemaw Heights/Andrew Pratley	West Branch, Mich.
99	Johnson, Austin **	DT	Sr./Jr.	6-4	323	St. Augustine Prep/Dennis Scuderi	Galloway, N.J.
99	Julius, Joey	K	So./Fr.	5-10	259	Lower Dauphin/Rob Klock	Hummelstown, Pa.

* Letters won

ALPHABETICAL ROSTER

NO.	NAME	POS.	CL./EL.	HT.	WT.	HIGH SCHOOL/COACH	HOMETOWN
2	Allen, Marcus *	S	So./So.	6-2	209	Dr. Henry A. Wise, Jr./Dalawn Parrish	Upper Marlboro, Md.
8	Allen, Mark	RB	So./Fr.	5-6	181	DeMatha Catholic/Elijah Brooks	Hyattsville, Md.
37	Alston, Kyle	CB	Jr./So.	5-9	180	Robbinsville/Jason Gray	Robbinsville, N.J.
28	Apke, Troy *	S	So./So.	6-1	198	Mount Lebanon/Mike Melnyk	Mt. Lebanon, Pa.
35	Baney, Matthew	LB	Sr./Sr.	6-0	225	State College Area/AI Wolski	State College, Pa.
26	Barkley, Saquon	RB	Fr./Fr.	5-11	222	Whitehall/Brian Gilbert	Coplay, Pa.
91	Barney, Tarow *	DT	Sr./Sr.	6-2	306	Bainbridge/Ed Pilcher	Bainbridge, Ga.
52	Bates, Ryan	G/C	Fr./Fr.	6-4	284	Archbishop Wood/Steve Devlin	Warrington, Pa.
60	Beh, Noah	T	So./Fr.	6-6	294	Scranton Prep/Nick Donato	Scranton, Pa.
11	Bell, Brandon **	LB	Jr./Jr.	6-1	231	Oakcrest/Chuck Smith	Mays Landing, N.J.
89	Bentley, Gordon	WR	Jr./So.	6-0	201	Wissahickon/Jeff Cappa	Blue Bell, Pa.
32	Berg, Joe	S	So./Fr.	6-0	197	Carmel Catholic/Andy Bitto	Mundelein, Ill.
13	Blacknall, Saeed *	WR	So./So.	6-2	211	Manalapan/Ed Gurrieri	Manalapan, N.J.
91	Boumerhi, Nick	K	So./Fr.	5-8	173	Phillipsburg-Osceola/Jeff Vroman	Phillipsburg, Pa.
43	Bowen, Manny	LB	Fr./Fr.	6-1	200	Barneget/Rob Davis	Barneget, N.J.
83	Bowers, Nick	TE/H	Fr./Fr.	6-4	255	Kittanning Senior/Frank Fabian	Kittanning, Pa.
81	Breneman, Adam *	TE/H	Jr./So.	6-4	245	Cedar Cliff/Jim Cantafio	Mechanicsburg, Pa.
75	Brosnan, Brendan	T	So./Fr.	6-6	297	Maine South/Dave Inerra	Park Ridge, Ill.
19	Brown, Torrence	DE	So./Fr.	6-3	250	Tuscaloosa Academy/Robert Johnson	Tuscaloosa, Ala.
97	Buchholz, Ryan	DE	Fr./Fr.	6-6	254	Great Valley/Dan Ellis	Malvern, Pa.
40	Cabinda, Jason *	LB	So./So.	6-1	245	Hunterdon Central/Matthew Perotti	Flemington, N.J.
1	Campbell, Christian *	CB	So./So.	6-1	186	Central/Woodrow Lowe	Phenix City, Ala.
55	Carter, Kam	DT	Fr./Fr.	6-4	271	Gaithersburg/Kreg Kephart	Silver Spring, Md.
87	Carter, Kyle ***	TE/H	Gr./Sr.	6-3	252	William Penn/Bill Cole	Bear, Del.
46	Castagna, Colin	DE	Fr./Fr.	6-4	244	Barrington/Joe Sanchez	Barrington, Ill.
85	Charles, Irvin	WR	Fr./Fr.	6-4	213	Paul VI/John Doherty	Sicklerville, N.J.
87	Chisena, Dan	WR	Fr./Fr.	6-2	182	Downingtown-East/Michael Matta	Exton, Pa.
33	Cooper, Jake	LB	Fr./Fr.	6-1	226	Archbishop Wood/Steve Devlin	Doylestown, Pa.
52	Cothran, Curtis	DE	Jr./So.	6-5	261	Council Rock North/Adam Collachi	Newtown, Pa.
41	Cothren, Parker *	DT	Jr./So.	6-4	302	Hazel Green/Matthew Putnam	Huntsville, Ala.
97	Cox, Nick	SN	Fr./Fr.	6-0	230	Jesuit/Matt Thompson	Tampa, Fla.
38	Davis, Desi	CB	So./Fr.	5-11	172	Harriton/Matthew Bahr	Ardmore, Pa.
95	Davis, Tyler	K/P	So./So.	5-11	186	North/--	St. Charles, Ill.
69	De Boef, Adam	G/C	So./Fr.	6-5	273	State College Area/AI Wolski	State College, Pa.
78	Devenney, Tom	C/G	Jr./So.	6-1	302	Warwick/Bob Locker	Lititz, Pa.
53	Dowrey, Derek **	G/C	Sr./Jr.	6-3	321	John Handley/Tony Rayburn	Winchester, Va.
20	Dudas, Jordan *	LB	Sr./Sr.	6-0	209	Girard/Jim Funk	Lake City, Pa.
49	Eikenberry, Will	DE	So./Fr.	6-2	230	Andover/E.J. Perry	Andover, Mass.
17	Erdmann, Jackson	QB	Fr./Fr.	6-3	205	Rosemount/Jeff Erdmann	Rosemount, Minn.
7	Farmer, Koa	S	So./Fr.	6-1	222	Notre Dame/Kevin Rooney	Lake View Terrace, Calif.
16	Fessler, Billy	QB	So./Fr.	5-11	184	Erie Cathedral Prep/Mike Mischler	Erie, Pa.
72	Gaia, Brian **	G/C	Sr./Jr.	6-3	304	Gilman School/Biff Poggi	Pasadena, Md.
74	Galimberti, Evan	G/C	Jr./So.	6-4	279	State College Area/AI Wolski	State College, Pa.
19	Garrity, Gregg	WR	Jr./Jr.	5-10	157	North Allegheny/Art Walker	Pittsburgh, Pa.
88	Gesicki, Mike *	TE/H	So./So.	6-6	255	Southern Regional/Chuck Donahue	Manahawkin, N.J.
30	Givens, Kevin	DE	Fr./Fr.	6-1	238	Altoona Area/John Franco	Altoona, Pa.
12	Godwin, Chris *	WR	So./So.	6-1	208	Middletown/Mark DelPercio	Middletown, Del.
6	Golden, Malik **	S	Sr./Jr.	6-0	205	Cheshire Academy/Dan O'dea	Hartford, Conn.
57	Gonzalez, Steven	G/C	Fr./Fr.	6-4	324	Union City/Wil Valdez	Union City, N.J.
37	Gulla, Chris *	K/P	Jr./So.	6-1	199	Toms River North/Chip LaBarca	Toms River, N.J.
14	Hackenberg, Christian **	QB	Jr./Jr.	6-4	228	Fork Union Military Academy/Brian Hurlocker	Palmyra, Va.
32	Haffner, Jack *	LB	Sr./Jr.	5-10	218	State College Area/AI Wolski	State College, Pa.
15	Haley, Grant*	CB	So./So.	5-9	189	The Lovett School/Mike Muschamp	Atlanta, Ga.
71/86	Hall, Albert *	T	Sr./Jr.	6-4	298	Warwick Valley/James Sciarra	Warwick, N.Y.
5	Hamilton, DaeSean *	WR	Jr./So.	6-1	206	Mountain View/Lou Sorrentino	Fredericksburg, Va.
45	Harper, Bryant	S	Jr./Jr.	5-9	211	McKeesport/Corey Gadson	McKeesport, Pa.
27	Harrop, Colin	S	Sr./Jr.	6-0	194	Wilson/Doug Dahms	Sinking Spring, Pa.
18	Holland, Jonathan	TE/H	Fr./Fr.	6-4	240	The Bullis School/Patrick Cilento	Brandywine, Md.
92	Holmes, Joe	DT	So./Fr.	5-10	273	Scranton Prep/Nick Donato	Clarks Summit, Pa.
30	Idemudia, Charles	TE/H	Sr./Jr.	5-11	259	Grosse Pointe North/Frank Sumbera	Detroit, Mich.
76	Jenkins, Sterling	T	Fr./Fr.	6-8	329	Baldwin/Pete Wagner	Pittsburgh, Pa.
99	Johnson, Austin **	DT	Sr./Jr.	6-4	323	St. Augustine Prep/Dennis Scuderi	Galloway, N.J.
27	Johnson, Brandon *	RB	Sr./Sr.	6-2	228	Middletown/Leroy O'Neill	Harrisburg, Pa.
34	Johnson, Jan	LB	Fr./Fr.	6-2	216	Governor Mifflin/Dominic Vecchio	Mohnton, Pa.
84	Johnson, Juwan	WR	Fr./Fr.	6-4	213	Glassboro/Mark Maccarone	Glassboro, N.J.
99	Julius, Joey	K	So./Fr.	5-10	259	Lower Dauphin/Rob Klock	Hummelstown, Pa.
2	Kiley, Jake	WR	Sr./Jr.	6-0	183	New Hampton/Ed Kiley	Plymouth, N.H.
38	Kline, Ben **	LB	Gr./Sr.	6-2	230	Dallastown/Kevin Myers	Seven Valleys, Pa.
41	Ladonis, Zach *	SN	Jr./So.	6-2	224	Berwick Area/George Curry	Nescopeck, Pa.
61	Lasher, Jack	G	Fr./Fr.	6-5	304	Benedictine/Greg Lilly	Richmond, Va.

ALPHABETICAL ROSTER [CONT.]

NO.	NAME	POS.	CL./EL.	HT.	WT.	HIGH SCHOOL/COACH	HOMETOWN
55	Laurent, Wendy *	C/G	Sr./Jr.	6-2	292	The Hun School/David Dudeck	Hamilton, N.J.
7	Lewis, Geno **	WR	Sr./Jr.	6-1	205	Wyoming Valley West/Pat Keating	Wilkes-Barre, Pa.
93	Liebel, Robby	P	So./Fr.	6-2	194	IMG Academy/Chris Weinke	St. Petersburg, Fla.
5	Lucas, Jordan ***	S	Sr./Sr.	6-0	193	New Rochelle/Lou DiRienzo	New Rochelle, N.Y.
22	Lynch, Akeel **	RB	Sr./Jr.	5-11	220	St. Francis (N.Y.)/Jerry Smith	Toronto, Ontario, Canada
70	Mahon, Brendan *	G/C	Jr./So.	6-4	318	Randolph/Joe Lusardi	Randolph, N.J.
66	Mangiro, Angelo ***	C/G	Gr./Sr.	6-3	321	Roxbury/Cosmo Lorusso	Roxbury, N.J.
39	McPhearson, Josh	WR	Jr./Jr.	5-10	195	Annapolis Area Christian/Ken Lucas	Columbia, Md.
9	McSorley, Trace	QB	So./Fr.	6-0	196	Briar Woods/Charlie Pierce	Ashburn, Va.
14	Miller, Jarvis	S	Fr./Fr.	6-2	198	Windsor Locks/Suffield/East Granby/Jason Qua	Suffield, Conn.
48	Miller, Shareef	DE	Fr./Fr.	6-5	245	George Washington/Ronald Cohen	Philadelphia, Pa.
63	Monk, Ryan	DT	Fr./Fr.	6-1	258	Dallas/Bob Zaruta	Dallas, Pa.
23	Monroe, Ayron	S	Fr./Fr.	5-11	200	Saint Johns College H.S./Joe Patterson	Largo, Md.
95	Nassib, Carl **	DE	Sr./Sr.	6-7	272	Malvern Prep/Kevin Pellegrini	West Chester, Pa.
59	Nelson, Andrew *	T	Jr./So.	6-6	302	Hershey/Mark Painter	Hershey, Pa.
21	Oruwariye, Amani	CB	So./Fr.	6-1	205	Gaither/Jason Stokes	Tampa, Fla.
73	Palmer, Paris	T	Jr./Jr.	6-7	302	Lackawanna College (Pa.)/Mark Duda	Plymouth, N.C.
89	Pancoast, Tom	TE/H	Jr./So.	6-3	231	Unionville/Pat Clark	West Chester, Pa.
92	Pasquariello, Daniel *	P	So./So.	6-1	200	Xavier College HS/	Melbourne, Victoria, Australia
16	Petrishen, John	S	Fr./Fr.	6-0	201	Pittsburgh Central Catholic/Terry Totten	Lower Burrell, Pa.
10	Polk, Brandon	WR	Fr./Fr.	5-9	170	Briar Woods/Charlie Pierce	Ashburn, Va.
42	Reeder, Troy	LB	So./Fr.	6-1	241	Salesianum School/Bill DiNardo	Wilmington, Del.
29	Reid, John	CB	Fr./Fr.	5-10	186	St. Joseph's Prep/Gabe Infante	Mount Laurel, N.J.
68	Reihner, Kevin	C/G	Gr./Sr.	6-3	313	Scranton Prep/Nick Donato	Scranton, Pa.
6	Robinson, Andre	RB	Fr./Fr.	5-9	209	Bishop McDevitt/Jeff Weachter	Mechanicsburg, Pa.
34	Salomone, Dom	TE/H	Sr./Jr.	5-10	242	Northern/Rick Mauck	Dillsburg, Pa.
94	Schwan, Evan *	DE	Sr./Jr.	6-6	256	Central Dauphin/Glen McNamee	Harrisburg, Pa.
24	Scott, Nick	RB	So./Fr.	5-11	198	Fairfax/Kevin Simonds	Fairfax, Va.
82	Shoop, Tyler	WR	Fr./Fr.	5-11	171	Father Ryan/Bruce Lussier	Nashville, Tenn.
79	Shuman, Charlie	T	So./Fr.	6-8	290	Mendon-Sutherland/Keith Molinich	Pittsford, N.Y.
90	Sickels, Garrett *	DE	Jr./So.	6-4	258	Red Bank Regional/Nick Giglio	Red Bank, N.J.
62	Simpson, Zach	G	Fr./Fr.	6-3	272	Holidaysburg Area/Homer DeLattre	Holidaysburg, Pa.
24	Smith, Anthony	S	Jr./So.	6-0	206	Pope John XIII/Brian Carlson	Dover, N.J.
47	Smith, Brandon	LB	Jr./So.	6-0	223	Lewisburg/Jeremy Winn	Winfield, Pa.
12	Smith, Jordan *	CB	Jr./Jr.	5-10	190	H.D. Woodson/Greg Fuller	Washington, D.C.
58	Sorrell, Chance	T	So./Fr.	6-5	295	Middletown/Troy Everhart	Middletown, Ohio
4	Stevens, Tommy	QB	Fr./Fr.	6-4	211	Decatur Central/Justin Dixson	Indianapolis, Ind.
17	Taylor, Garrett	CB	Fr./Fr.	6-0	187	Saint Christopher's/Lance Clelland	Richmond, Va.
20	Thomas, Johnathan	RB	So./Fr.	5-11	221	St. John's Prep/Jim O'Leary	Peabody, Mass.
3	Thompkins, DeAndre	WR	So./Fr.	5-11	185	Swansboro/Tim Laspada	Hubert, N.C.
49	Tomasetti, Brian	S	Jr./So.	6-1	191	Old Forge/Michael Schuback	Old Forge, Pa.
96	Vasey, Kyle	SN	So./Fr.	6-2	241	Wallenpaupack/Mark Watson	Hawley, Pa.
25	Walker, Von **	LB	Jr./Jr.	5-11	219	Central Mountain/Vinny Kishbaugh	Mill Hall, Pa.
5	Wartman-White, Nyeem **	LB	Sr./Jr.	6-1	243	Valley View/George Howanitz	Philadelphia, Pa.
93	White, Antoine	DT	So./Fr.	6-2	292	Millville/Jason Durham	Millville, N.J.
11	Wilkerson, Brent *	TE/H	Sr./Jr.	6-3	250	DeMatha Catholic/Bill McGregor	Clinton, Md.
10	Williams, Trevor ***	CB	Sr./Sr.	6-0	200	Calvert Hall College HS/Donald Davis	Baltimore, Md.
54	Windsor, Robert	DT	Fr./Fr.	6-4	286	Fond Du Lac/Mike Gnewuch	Fond Du Lac, Wis.
98	Wombacker, Jordan	K/P	Fr./Fr.	5-10	175	Hickory/Bill Brest	Hermitage, Pa.
8	Wooten Jr., Gary **	LB	Sr./Jr.	6-2	237	Hialeah Senior/Marc Berman	Miami, Fla.
4	Worley, Daquan	CB	So./Fr.	5-9	180	Coatesville/Matt Ortega	Coatesville, Pa.
77	Wright, Chasz	G	So./Fr.	6-7	339	Milford Academy/Bill Chaplick	Woodbridge, Va.
44	Yazujian, Tyler *	SN	Sr./Jr.	5-11	264	Spring-Ford/Chad Brubaker	Royersford, Pa.
80	Zanellato, Matt **	WR	Gr./Sr.	6-3	210	Lake Braddock Secondary/Jim Poythress	Burke, Va.
98	Zettel, Anthony ***	DT	Sr./Sr.	6-4	284	Ogemaw Heights/Andrew Pratlcy	West Branch, Mich.

* Letters won



@PennStateFBall



PSUFBall

2015

PSUnrivaled.com

GoPSUsports.com

CAREER HIGHS

PASSING

CHRISTIAN HACKENBERG

Comp: 34 vs. BC, Dec. 27, 2014
Att: 55 at Indiana, Oct. 5, 2013
Yards: 454 vs. UCF, Aug. 30, 2014
TD: 4 2x Last vs. BC, Dec. 27, 2014
Long: 79 to Geno Lewis vs. UCF, Aug. 30, 2014
Int: 2 8x Last Temple, Nov. 15, 2014

NICK SCOTT

Comp: 1 SDSU, Sept. 26, 2015
Att: 1 SDSU, Sept. 26, 2015
Yards: 32 SDSU, Sept. 26, 2015
TD: -
Long: 32 to Chris Godwin SDSU, Sept. 26, 2015
Int: 2 8x Last Temple, Nov. 15, 2014

RECEIVING

MARK ALLEN

No. 2 SDSU, Sept. 26, 2015
Yards 29 SDSU, Sept. 26, 2015
TD 1 SDSU, Sept. 26, 2015
Long 16 SDSU, Sept. 26, 2015

SAQUON BARKLEY

No. 1 SDSU, Sept. 26, 2015
Yards 22 SDSU, Sept. 26, 2015
TD 1 SDSU, Sept. 26, 2015
Long 22 SDSU, Sept. 26, 2015

SAEED BLACKNALL

No. 4 2x Last SDSU, Sept. 26, 2015
Yards 101 SDSU, Sept. 26, 2015
TD 1 Ohio State, Oct. 25, 2014
Long 46 SDSU, Sept. 26, 2015

ADAM BRENEMAN

No. 4 UCF, Sept. 14, 2013
Yards 78 at Wisconsin, No. 30, 2013
TD 1 3x Last at Wisconsin, No. 30, 2013
Long 68 at Wisconsin, No. 30, 2013

KYLE CARTER

No. 6 4x Last at Indiana, Oct. 5, 2013
Yards 85 at Iowa, Oct. 20, 2012
TD 1 3x Last Illinois, Nov. 2, 2013
Long 35 SDSU, Sept. 26, 2015

MIKE GESICKI

No. 3 Buffalo, Sept. 12, 2015
Yards 33 Michigan State, Nov. 29, 2014
TD -
Long 30 Michigan State, Nov. 29, 2014

CHRIS GODWIN

No. 7 vs. BC, Dec. 27, 2014
Yards 141 vs. BC, Dec. 27, 2014
TD 1 3x Last SDSU, Sept. 26, 2015
Long 72 vs. BC, Dec. 27, 2014

DAESEAN HAMILTON

No. 14 Ohio State, Oct. 25, 2014
Yards 165 vs. UCF, Aug. 30, 2014
TD 1 3x Last Buffalo, Sept. 12, 2015
Long 51 N'western, Sept. 27, 2014

GENO LEWIS

No. 8 vs. UCF, Aug. 30, 2014
Yards 173 vs. UCF, Aug. 30, 2014
TD 2 at Wisconsin, No. 30, 2013
Long 79 vs. UCF, Aug. 30, 2014

AKEEL LYNCH

No. 3 vs. BC, Dec. 27, 2014
Yards 35 at Illinois, Nov. 22, 2014
TD -
Long 16 at Illinois, Nov. 22, 2014

BRANDON POLK

No. 1 at Temple, Sept. 5, 2015
Yards 0 at Temple, Sept. 5, 2015
TD -
Long 0 at Temple, Sept. 5, 2015

BRENT WILKERSON

No. 2 UMass, Sept. 20, 2014
Yards 18 UMass, Sept. 20, 2014
TD 1 UMass, Sept. 20, 2014
Long 11 UMass, Sept. 20, 2014

TREVOR WILLIAMS

No. 2 2x Last at Purdue, Nov. 3, 2012
Yards 22 at Purdue, Nov. 3, 2012
TD -
Long 17 at Purdue, Nov. 3, 2012

MATT ZANELLATO

No. 2 vs. Syracuse, Aug. 31 2013
Yards 21 vs. Syracuse, Aug. 31 2013
TD -
Long 18 vs. Syracuse, Aug. 31 2013

RUSHING

MARK ALLEN

Carries 5 SDSU, Sept. 26, 2015
Yards 7 at Temple, Sept. 5, 2015
TD -
Long 6 SDSU, Sept. 26, 2015

SAQUON BARKLEY

Carries 21 Rutgers, Sept. 19, 2015
Yards 195 Rutgers, Sept. 19, 2015
TD 2 Rutgers, Sept. 19, 2015
Long 54 Rutgers, Sept. 19, 2015

CHRIS GODWIN

Carries 2 Michigan State, Nov. 29, 2014
Yards 1 Michigan State, Nov. 29, 2014
TD -
Long 1 Michigan State, Nov. 29, 2014

CHRISTIAN HACKENBERG

Carries 12 at Rutgers, Sept. 13, 2014
Yards 18 at Rutgers, Sept. 13, 2014
TD 1 4x Last Nebraska, Nov. 23, 2013
Long 17 2x Last Maryland, Nov. 1, 2014

DAESEAN HAMILTON

Carries 3 at Illinois, Nov. 22, 2014
Yards 14 at Illinois, Nov. 22, 2014
TD -
Long 11 at Illinois, Nov. 22, 2014

GENO LEWIS

Carries 1 at Illinois, Nov. 22, 2014
Yards 1 at Illinois, Nov. 22, 2014
TD -
Long 1 at Illinois, Nov. 22, 2014

AKEEL LYNCH

Carries 28 at Illinois, Nov. 22, 2014
Yards 137 at Illinois, Nov. 22, 2014
TD 1 5x Last Michigan State, Nov. 29, 2014
Long 75 vs. Rutgers, Sept. 19, 2015

NICK SCOTT

Carries 6 SDSU, Sept. 26, 2015
Yards 9 SDSU, Sept. 26, 2015
TD -
Long 5 Rutgers, Sept. 19, 2015

BRANDON POLK

Carries 3 Buffalo, Sept. 12, 2015
Yards 50 at Temple, Sept. 5, 2015
TD 1 Buffalo, Sept. 12, 2015
Long 33 at Temple, Sept. 5, 2015

DEANDRE THOMPCKINS

Carries 2 Rutgers, Sept. 19, 2015
Yards 1 Rutgers, Sept. 19, 2015
TD 1 Rutgers, Sept. 19, 2015
Long 2 Rutgers, Sept. 19, 2015

TACKLES

MARCUS ALLEN

Tkls 11 3x Last Rutgers, Sept. 19, 2015

TROY APKE

Tkls 3 2x Last SDSU, Sept. 26, 2015

TAROW BARNEY

Tkls 2 2x Last SDSU, Sept. 26, 2015

BRANDON BELL

Tkls 13 Ohio State, Oct. 25, 2014

MANNY BOWEN

Tkls 2 Rutgers, Sept. 19, 2015

TORRENCE BROWN

Tkls 2 Rutgers, Sept. 19, 2015

JASON CABINDA

Tkls 8 N'western, Sept. 27, 2014

CHRISTIAN CAMPBELL

Tkls 3 3x Last Buffalo, Sept. 12, 2015

JAKE COOPER

Tkls 3 Buffalo, Sept. 12, 2015

CURTIS COTHRAN

Tkls 2 Last SDSU, Sept. 26, 2015

PARKER COTHREN

Tkls 3 UMass, Sept. 20, 2014

BRIAN GAIA

Tkls 4 Eastern Michigan, Sept. 7, 2013

CHRIS GODWIN

Tkls 2 SDSU, Sept. 26, 2015

MALIK GOLDEN

Tkls 4 Akron, Sept. 6, 2014

GRANT HALEY

Tkls 3 3x Last Temple, Nov. 15, 2014

AUSTIN JOHNSON

Tkls 9 Buffalo, Sept. 12, 2015

BEN KLINE

Tkls 8 Illinois, Nov. 2, 2013

JORDAN LUCAS

Tkls 11 at Ohio State, Oct. 26, 2013

CARL NASSIB

Tkls 10 at Temple, Sept. 5, 2015

TROY REEDER

Tkls 8 Rutgers, Sept. 19, 2015

JOHN REID

Tkls 5 at Temple, Sept. 5, 2015

EVAN SCHWAN

Tkls 4 Buffalo, Sept. 12, 2015

NICK SCOTT

Tkls 2 at Temple, Sept. 5, 2015

GARRETT SICKELS

Tkls 4 at Temple, Sept. 5, 2015

JORDAN SMITH

Tkls 2 at Temple, Sept. 5, 2015

VON WALKER

Tkls 3 2x Last N'western, Sept. 27, 2014

NYEEM WARTMAN-WHITE

Tkls 11 2x Last at Illinois, Nov. 22, 2014

ANTOINE WHITE

Tkls 3 2x Last SDSU, Sept. 26, 2015

TREVOR WILLIAMS

Tkls 6 2x Last at Temple, Sept. 5, 2015

GARY WOOTEN JR.

Tkls 3 4x Last at Temple, Sept. 5, 2015

ANTHONY ZETTEL

Tkls 7 SDSU, Sept. 26, 2015

Defenders w/ 1-tackle career-highs:

Jordan Dudas (3x Last MSU), Colin Harrop (EMU), Armani Oruwariye (RU), Anthony Smith (EMU), Tyler Yazujian (Temple).



PENN STATE

100 Yards Rushing:	120, Akeel Lynch; 195, Saquon Barkley vs. Rutgers, 2015
150 Yards Rushing:	195, Saquon Barkley vs. Rutgers, 2015
200 Yards Rushing:	201, Bill Belton vs. Illinois, 2013
300 Yards Rushing:	327, Larry Johnson at Indiana, 2002
30 Rushing Attempts:	30, Silas Redd vs. Illinois, 2011
35 Rushing Attempts:	35, Zach Zwinak vs. Nebraska, 2013
Three Touchdowns Rushing:	Zach Zwinak vs. Purdue, 2013
Four Touchdowns Rushing:	Larry Johnson vs. Michigan State, 2002
Five Touchdowns Rushing:	Ki-Jana Carter vs. Michigan State, 1994
60-Yard Run:	75, Akeel Lynch vs. Rutgers, 2015
70-Yard Run:	75, Akeel Lynch vs. Rutgers, 2015
80-Yard Run:	84, Larry Johnson vs. Illinois, 2002
90-Yard Run:	92, Bill Belton at Indiana, 2014
Two Players Rush For 100 Yards:	Saquon Barkley (195) & Akeel Lynch (120) vs. Rutgers, 2015
Four Rushing TD in One Quarter:	vs. UMass, 2014 (2nd; Belton (2), Zwinak (2))
300 Yards Passing:	309, Christian Hackenberg at Rutgers, 2014
350 Yards Passing:	371, Christian Hackenberg vs. Boston College, 2014 %
400 Yards Passing:	454, Christian Hackenberg vs. UCF, 2014 #
20 Pass Completions:	21, Christian Hackenberg vs. San Diego State, 2015
25 Pass Completions:	25, Christian Hackenberg at Rutgers, 2014
30 Pass Completions:	34, Christian Hackenberg vs. Boston College, 2014 %
35 Pass Completions:	35, Matt McGloin vs. Northwestern, 2012
30 Pass Attempts:	35, Christian Hackenberg vs. San Diego State, 2015
40 Pass Attempts:	45, Christian Hackenberg vs. Michigan State, 2014
50 Pass Attempts:	50, Christian Hackenberg vs. Boston College, 2014 %
Four Touchdown Passes:	Christian Hackenberg vs. Boston College, 2014 %
Five Touchdown Passes:	Rashard Casey vs. Louisiana Tech, 2000
Four Interceptions Thrown:	Zack Mills at Boston College, 2004
300 Yards Total Offense:	327, Christian Hackenberg (308 P, 18 R) at Rutgers, 2014
350 Yards Total Offense:	371, Matt McGloin (371 P, 0 R) vs. Boston College, 2014 %
400 Yards Total Offense:	456, Christian Hackenberg (454 P, 2 R) vs. UCF, 2014 #
100 Yards Receiving:	101, Saeed Blacknall vs. San Diego State, 2015
150 Yards Receiving:	173, Geno Lewis & 165, DaeSean Hamilton vs. UCF, 2014 #
200 Yards Receiving:	216, Deon Butler vs. Northwestern, 2006
Two Players w/ 100 Yards Receiving:	Geno Lewis (109) & DaeSean Hamilton (103) at Rutgers, 2014
Two Players w/ 150 Yards Receiving:	Geno Lewis (173) & DaeSean Hamilton (165)
Back-to-Back 100 Yards Receiving Games:	Allen Robinson, 2013 (106 vs. Nebraska; 122 at Wisconsin)
Three Straight 100-yard Receiving Games:	Allen Robinson, 2013 (133 vs. Syracuse; 129 vs. Eastern Michigan; 143 vs. UCF)
10+ Receptions:	14, DaeSean Hamilton vs. Ohio State, 2014
50-Yard Reception:	51, D. Hamilton from C. Hackenberg vs. Northwestern, 2014
60-Yard Reception:	68, A. Breneman from C. Hackenberg at Wisconsin, 2013
70-Yard Reception:	72, C. Godwin from C. Hackenberg vs. Boston College, 2014 %
80-Yard Reception:	80, D. Moye from R. Bolden vs. Illinois, Oct. 9, 2010
Three Touchdowns Receiving:	Allen Robinson vs. Indiana, 2012
Four Touchdowns Receiving:	Bobby Engram vs. Minnesota, 1993
150 All-Purpose Yards:	195, Saquon Barkley vs. Rutgers, 2015
200 All-Purpose Yards:	209, Bill Belton vs. Illinois, 2013
250 All-Purpose Yards:	289, Larry Johnson vs. Michigan State, 2002
Kickoff Return For Touchdown:	95, Chaz Powell vs. Indiana State, 2011
Rushing, Receiving & Kickoff Return TDs:	Derrick Williams vs. Illinois, 2008
100-Yard Kickoff Return:	100, Chaz Powell vs. Youngstown State, 2010
Punt Return For Touchdown:	63, Derrick Williams at Wisconsin, 2008
80-Yard Punt Return:	81, Bryant Johnson vs. Michigan State, 2002
Zero Punts in a Game:	Purdue, 2013
Multiple Interceptions:	2, Trevor Williams at Rutgers, 2014
90-Yard Interception Return:	99, Michael Mauti at Illinois, 2012
Interception Return For Touchdown:	30, Grant Haley vs. Temple, 2014
Five Interceptions in a Game (Team):	at Rutgers, 2014
Fumble Return For Touchdown:	71, Austin Johnson vs. San Diego State, 2015
Blocked Field Goal:	Kyle Baublitz vs. Michigan, 2013
Blocked Punt:	Mike Hull vs. Ohio State, 2012
Blocked Punt For Touchdown:	Michael Yancich vs. Ohio State, 2012 (Mike Hull block)
Safety:	Devon Still (sack in end zone) at Minnesota, 2010
50-Yard Field Goal:	50, Sam Ficken vs. Temple, 2014
Four Field Goals:	Sam Ficken vs. Maryland, 2014
Five Field Goals:	Collin Wagner vs. Temple, 2010

OPPONENT

100 Yards Rushing:	135, Jahad Thomas, Temple, 2015
150 Yards Rushing:	156, Montee Ball, Wisconsin, 2011
200 Yards Rushing:	203, BenJarvus Green-Ellis, Indiana, 2003
30 Rushing Attempts:	30, Jeremy Langford, Michigan State, 2014
35 Rushing Attempts:	44, Mike Hart, Michigan, 2007 (OR)
Three Touchdowns Rushing:	Trevor Siemian, Northwestern, 2014
Four Touchdowns Rushing:	Montee Ball, Wisconsin, 2011
50-Yard Run:	55, Rashaad Penny, San Diego State, 2015
70-Yard Run:	79, Rashard Mendenhall, Illinois, 2006
Two Players Rush For 100 Yards:	Tyler Murphy (105) & John Hilliman (148) Boston College, 2014 %
300 Yards Passing:	339, Joel Stave, Wisconsin, 2013
400 Yards Passing:	454, Cameron Coffman, Indiana, 2012
500 Yards Passing:	532, Case Keenum, Houston, 2012 (OR) *
25 Pass Completions:	27, Chris Laviano, Rutgers, 2015
30 Pass Completions:	33, Blake Frohnapfel, UMass, 2014
45 Pass Completions:	45, Case Keenum, Houston, 2012 (OR) *
30 Pass Attempts:	35, Joe Licata, Buffalo, 2015
40 Pass Attempts:	42, Chris Laviano, Rutgers, 2015
50 Pass Attempts:	53, Joel Stave, Wisconsin, 2013
60 Pass Attempts:	61, Brian Hoyer, Michigan State, 2006
Four Touchdown Passes:	Mark Sanchez, USC, 2009 ^
Four Interceptions Thrown:	P.J. Walker, Temple, 2014
Five Interceptions Thrown:	Gary Nova, Rutgers, 2014
300 Yards Total Offense:	321, Joel Stave (339 P, -18 R), Wisconsin, 2013
400 Yards Total Offense:	437, Cameron Coffman (454 P, -17 R), Indiana, 2012
500 Yards Total Offense:	542, C. Keenum (532 P, 10 R), Houston, 2012 (OR) *
100 Yards Receiving:	115, Mike Dudek, Illinois, 2014
150 Yards Receiving:	162, Damian Williams, USC, 2009 ^
200 Yards Receiving:	228, Patrick Edwards, Houston, 2012 *
10+ Receptions:	11, Mike Dudek, Illinois, 2013
70-Yard Reception:	75, Jalen Fitzpatrick from P.J. Walker, Temple, 2014
80-Yard Reception:	80, D. Barnes from K. Hess, Youngstown State, 2010
90-Yard Reception:	99, Thomas Lewis from John Paci, Indiana, 1993
Three Touchdown Receptions:	Da'Jon McKnight, Minnesota, 2010
Kickoff Return For Touchdown:	100, Rashaad Penny, San Diego State, 2015
90-Yard Kickoff Return:	90, R.J. Shelton, Michigan State, 2014
100-Yard Kickoff Return:	100, Rashaad Penny, San Diego State, 2015
Punt Return For Touchdown:	75, Venric Mark, Northwestern, 2012
70-Yard Punt Return:	75, Venric Mark, Northwestern, 2012
80-Yard Punt Return:	87, Willie Reid, Florida State, 2006 Orange
Interception Return For Touchdown:	47, Mark Murphy, Indiana, 2014
Fumble Return For Touchdown:	24, Frank Clark, Michigan, 2013
Blocked Punt:	Leonte Carroo, Rutgers, 2014
Blocked Punt For Touchdown:	27, Lerentee McCray, Florida, 2011 \$
Blocked Field Goal:	Kyle Kelley, San Diego State, 2015
Blocked Extra Point:	Henry Coley, Virginia, 2012
Safety:	Team (snap out of the end zone on punt), at Michigan, 2014
Defensive Extra Point:	99, D.J. Johnson, Iowa, 2002
50-Yard Field Goal:	50, Derek Dimke, Illinois, 2010
Four Field Goals:	Brendan Gibbons, Michigan, 2013

^ - Rose Bowl \$ - Outback Bowl * - TicketCity Bowl # - Croke Park Classic (Dublin, Ireland)
% - Pinstripe Bowl (OR) - Opponent Record

RECORD WATCH

PASSING YARDAGE, CAREER

1. Zack Mills, 2001-04	7,212
2. Christian Hackenberg, 2013-pres.	6,600
3. Matt McGloin, 2009-12	6,390
4. Tony Sacca, 1988-91	5,869
5. Daryll Clark, 2006-09	5,742

PASSING YARDAGE, SEASON

1. Matt McGloin, 2012	3,266
2. Daryll Clark, 2009	3,003
3. Christian Hackenberg, 2014	2,977
4. Christian Hackenberg, 2013	2,955
5. Kerry Collins, 1994	2,679

PASSING YARDAGE, GAME

1. Christian Hackenberg vs. UCF, 2014	454
2. Zack Mills vs. Iowa, 2002	399
3. Matt McGloin vs. Indiana, 2012	395
4. Michael Robinson vs. Wisconsin, 2003	379
5. Christian Hackenberg vs. BC, 2014	371
6. Mike McQueary vs. Pittsburgh, 1997	366
7. Todd Blackledge at Miami (Fla.), 1981	358
8. Daryll Clark vs. Akron, 2009	353
9. Kerry Collins at Michigan State, 1993	352
10. Daryll Clark vs. Michigan State, 2008	341
11. Christian Hackenberg at Indiana, 2013	340
12. Christian Hackenberg at Wisconsin, 2013	339

PASSING ATTEMPTS, CAREER

1. Zack Mills, 2001-04	1,082
2. Christian Hackenberg, 2013-pres.	982
3. Matt McGloin, 2009-12	894
4. Tony Sacca, 1988-91	824
5. Anthony Morelli, 2004-07	821

PASSING ATTEMPTS, SEASON

1. Christian Hackenberg, 2014	484
2. Matt McGloin, 2012	446
3. Anthony Morelli, 2007	402
4. Christian Hackenberg, 2013	392
5. Anthony Morelli, 2006	386

PASSING ATTEMPTS, GAME

1. Christian Hackenberg at Indiana, 2013	55
2. Kerry Collins at BYU, 1992	54
3. Matt McGloin vs. Northwestern, 2012	51
Rashard Casey vs. Iowa, 2000	51
5. Christian Hackenberg vs. BC, 2014	50

PASSING COMPLETIONS, CAREER

1. Zack Mills, 2001-04	606
2. Christian Hackenberg, 2013-pres.	557
3. Matt McGloin, 2009-12	513
4. Anthony Morelli, 2004-07	460
5. Daryll Clark, 2006-09	444

PASSING COMPLETIONS, SEASON

1. Matt McGloin, 2012	270
Christian Hackenberg, 2014	270
3. Anthony Morelli, 2007	234
4. Daryll Clark, 2009	232
5. Christian Hackenberg, 2013	231

PASSING COMPLETIONS, GAME

1. Matt McGloin vs. Northwestern, 2012	35
2. Christian Hackenberg vs. BC, 2014	34
3. Wally Richardson vs. Wisconsin, 1995	33
4. Christian Hackenberg vs. UCF, 2014	32
5. Christian Hackenberg vs. Ohio State, 2014	31
6. Christian Hackenberg at Indiana, 2013	30

300-YARD PASSING GAMES, CAREER

1. Christian Hackenberg, 2013-pres.	8
2. Matt McGloin, 2009-12	6
3. Kerry Collins, 1991-94	4
4. Daryll Clark, 2006-09	3

300-YARD PASSING GAMES, SEASON

1. Matt McGloin, 2012	4
Christian Hackenberg, 2013; 2014	4
3. Kerry Collins, 1994	2
Daryll Clark, 2009	2

200-YARD PASSING GAMES, CAREER

1. Matt McGloin, 2009-12	18
2. Kerry Collins, 1991-94	16
Zack Mills, 2001-04	16
Christian Hackenberg, 2013-pres.	16
5. Daryll Clark, 2006-09	14
6. Chuck Fusina, 1975-78	11
Tony Sacca, 1988-91	11
Anthony Morelli, 2004-07	11

200-YARD PASSING GAMES, SEASON

1. Matt McGloin, 2012	11
2. Kerry Collins, 1994	10
3. Christian Hackenberg, 2013	9
4. Daryll Clark, 2009	8

PASSING TOUCHDOWNS, CAREER

1. Matt McGloin, 2009-12	46
2. Daryll Clark, 2006-09	43
3. Todd Blackledge, 1980-82	41
Tony Sacca, 1988-91	41
Zack Mills, 2001-04	41
6. Kerry Collins, 1991-94	39
7. Chuck Fusina, 1975-78	37
8. Christian Hackenberg, 2013-pres.	36
9. Anthony Morelli, 2004-07	31
10. Tom Shuman, 1972-74	28

PASSING TOUCHDOWNS, SEASON

1. Daryll Clark, 2009	24
Matt McGloin, 2012	24
3. Todd Blackledge, 1982	22
4. Tony Sacca, 1991	21
Kerry Collins, 1994	21
6. Christian Hackenberg, 2013	20
7. Doug Strang, 1983	19
Anthony Morelli, 2007	19
Daryll Clark, 2008	19
10. Wally Richardson, 1995	18

PASSING TOUCHDOWNS, GAME

1. Tony Sacca vs. Georgia Tech, 1991	5
Rashard Casey vs. Louisiana Tech, 2000	5
3. Christian Hackenberg at Wisconsin, 2013;	4
Christian Hackenberg vs. BC, 2014	
15 Others; Last: Matt McGloin vs. Ind., 2012	

TOTAL OFFENSE, CAREER

1. Zack Mills, 2001-04	7,796
2. Christian Hackenberg, 2013-pres.	6,380
3. Daryll Clark, 2006-09	6,361
4. Tony Sacca, 1988-91	6,000
5. Matt McGloin, 2009-12	5,745

TOTAL OFFENSE, SEASON

1. Matt McGloin, 2012	3,215
2. Daryll Clark, 2009	3,214
3. Michael Robinson, 2005	3,156
4. Christian Hackenberg, 2014	2,977
5. Christian Hackenberg, 2013	2,887

RUSHING YARDAGE, CAREER

1. Evan Royster, 2007-10	3,932
2. Curt Warner, 1979-82	3,398
3. Tony Hunt, 2003-06	3,320
4. Blair Thomas, 1985-87, 89	3,301
5. Curtis Enis, 1995-97	3,256
6. D.J. Dozier, 1983-86	3,227
7. Larry Johnson, 1999-2002	2,953
8. Lydell Mitchell, 1969-71	2,934
9. Ki-Jana Carter, 1992-94	2,829
10. Matt Suhey, 1976-79	2,818
...	
25. Fran Rogel, 1947-49	1,496
26. Roger Kochman, 1959-62	1,485
27. Bob Campbell, 1966-68	1,480
28. Tom Donchez, 1971-74	1,422
29. Steve Geise, 1975-77	1,362
30. Stephfon Green, 2008-11	1,351
31. Gary Brown, 1987-90	1,321
32. Akeel Lynch, 2013-pres.	1,298

RECEPTIONS, CAREER

1. Deon Butler, 2005-08	179
2. Allen Robinson, 2011-13	177
3. Bobby Engram, 1991, 93-95	167
4. Derrick Williams, 2005-08	161
5. Jordan Norwood, 2005-08	158
6. Derek Moye, 2008-11	144
7. O.J. McDuffie, 1988-92	125
8. Jack Curry, 1965-67	117
9. Bryant Johnson, 1999-2002	110
10. Kenny Jackson, 1980-83	109
11. Terry Smith, 1988-91	108
12. Tony Johnson, 2000-03	107
13. DaeSean Hamilton, 2014-pres.	96
14. Joe Jurevicius, 1994-97	94
15. Freddie Scott, 1993-95	93
16. Chafie Fields, 1996-99	88
Tony Hunt, 2003-06	88
18. Andrew Quarless, 2006-09	87
19. Ted Kwalick, 1966-68	86

RECEPTIONS, SEASON

1. Allen Robinson, 2013	97
2. DaeSean Hamilton, 2014	82
3. Allen Robinson, 2012	77
4. O.J. McDuffie, 1992	63
Bobby Engram, 1995	63

SACKS, CAREER

1. Courtney Brown, 1996-99	33.0
2. Larry Kubin, 1977-80	30.0
3. Michael Haynes, 1999-2002	25.5
4. Tyoka Jackson, 1990-93	24.5
5. Matt Millen, 1976-79	22.0
6. Todd Atkins, 1992-95	21.0
7. Rich McKenzie, 1989-92	20.0
8. Bruce Clark, 1976-79	19.0
LaVar Arrington, 1997-99	19.0
Jay Alford, 2003-06	19.0
11. Don Graham, 1983-86	18.0
Bob White, 1983-86	18.0
13. Justin Kurpeikis, 1997-2000	17.0
Maurice Evans, 2006-08	17.0
15. Anthony Zettel, 2012-present	16.5
16. Shane Conlan, 1983-86	16.0

TACKLE FOR LOSS, CAREER

1. Courtney Brown, 1996-99	70
2. Brandon Short, 1996-99	51
3. Larry Kubin, 1977-80	45
4. Bruce Clark, 1976-79	43
Justin Kurpeikis, 1997-2000	43
6. Michael Haynes, 1999-2002	42
7. Shane Conlan, 1983-86	41
8. LaVar Arrington, 1997-99	39
Jimmy Kennedy, 1999-2002	39
10. Matt Millen, 1976-79	36
Tamba Hali, 2002-05	36
12. Paul Posluszny, 2003-06	34
Dan Connor, 2004-07	34
14. Anthony Adams, 1999-2002	33
15. Todd Atkins, 1992-95	32
Anthony Zettel, 2012-pres.	32



GAME 1

PENN STATE 10




vs.



27 TEMPLE

LINCOLN FINANCIAL FIELD
ESPN

SEPT. 5, 2015
ATTN: 69,176



GAME RECAPS

PHILADELPHIA (AP) - P.J. Walker scored the go-ahead touchdown late in the third quarter to rally Temple to a 27-10 win over Penn State on Saturday. It was Temple's first win over the Nittany Lions in 74 years.

Temple hadn't won in the series since Oct. 18, 1941. Penn State was 38-0-1 since '41 with a 7-7 tie in 1950 the only time the Owls played without a loss.

There were 69,176 fans in attendance at Lincoln Financial Field.

Christian Hackenberg completed 11-of-25 passes good for 103 yards. Chris Godwin hauled in five of those passes for 81 yards to lead the Penn State receiving corps.

Walker made it 17-10 with a 1-yard run late in the third and the Owls cruised from there.

Penn State seemed poised for another rout when it took a 10-0 lead in the first quarter. Joey Julius, Penn State's 5-foot-10, 259-pound kicker, connected from 34 yards and Akeel Lynch scored on a 42-yard run. Penn State had 126 total yards in the first; 43 total over the second and third.

Penn State struggled on offense to sustain drives. The Nittany Lions punted on six straight possessions once it took a 10-0 lead.

Thomas scored his first TD on a 1-yard run in the second and Jones tied it 10-10 on a 40-yarder in the third.

On the seventh possession since its last score, Hackenberg's pass was intercepted by Sharif Finch and seemingly returned to the end zone for the go-ahead score. After a quick replay review, Finch was ruled down on the 2 and Walker followed with the TD for the 17-10 lead.

GAME NOTES

- Penn State is now 39-4-1 all-time vs. Temple, with a 12-4 mark in games played at Temple.
- Penn State's record in season openers is now 106-21-2.
- Penn State opened the season away from Beaver Stadium for the third consecutive season, marking the first time since 1971-73. The Nittany Lions open the 2016 season at home.
- The Nittany Lions had seven first time starters at Temple; three on offense, three on defense and one on special teams.
- First time offensive starters: OT Paris Palmer, WR Brandon Polk, TE Brent Wilkerson.
- First time defensive starters: DE Carl Nassib, CB John Reid, DE Garrett Sickels.
- First time special teams starters: PK Joey Julius.
- Ten redshirt freshmen made their debuts at Temple: RB Mark Allen, DE Torrence Brown, LB Koa Farmer, PK Joey Julius, CB Amani Oruwariye, LB Troy Reeder,

RB Nick Scott, WR DeAndre Thompkins, DT Antoine White, OT Chasz Wright.

- Five true freshmen made their debuts: RB Saquon Barkley, LB Manny Bowen, LB Jake Cooper, WR Brandon Polk, CB John Reid.
- Penn State offensive starters: Sr. - 1, Jr. - 5, So. - 4, Fr. - 1
- True freshman WR Brandon Polk started and on Penn State's first play from scrimmage ran 33 yards.
- Sophomore wide receiver Chris Godwin caught five passes for 81 yards and now has at least one catch in 13 of 14 career games.
- Godwin's five catches give him two career games with five-or-more grabs, joining his seven-catch night vs. Boston College in the New Era Pinstripe Bowl.
- Penn State defensive starters: Sr. - 4, Jr. - 3, So. - 3, Fr. - 1
- Senior defensive end Carl Nassib made a career-high 10 tackles at Temple. His previous high was 4 stops on October 5, 2013 at Indiana.
- Nassib recorded his second career solo sack, good for a 12 yard loss, in the second quarter.
- Nassib's 2.5 tackles for loss are also a career-best.
- Senior cornerback Trevor Williams tied his career-high with six tackles, matching his six stops vs. UCF on September 14, 2013.
- Williams' 2.0 TFL surpassed his career total entering the game (1.5 TFL).
- Junior linebacker Brandon Bell forced his second career fumble in the second quarter. His first forced fumble came vs. Nebraska on November 11, 2013
- Bell's 2.5 tackles for loss are a career-high, surpassing his 2.0 TFLs at Indiana on Nov. 8, 2014.
- Redshirt freshman defensive end Torrence Brown recovered his first career fumble in the second quarter.
- Junior defensive end Garrett Sickels made a career-best four tackles, surpassing his three-stop effort vs. Maryland on Nov. 1, 2014.
- Redshirt freshman PK Joey Julius connected on his first career field goal attempt, good from 34 yards to give Penn State a 3-0 lead on its first possession of the game.
- Redshirt freshman Koa Farmer returned his first career kickoff 35 yards in the second quarter.
- Redshirt freshman Mark Allen's four punt returns are the most by a single Penn State player since Justin Brown returned five punts on Oct. 29, 2011 vs. Illinois.
- The nine returns vs. Temple (5 KO, 4 P) were the most in a single game since returning nine vs. Houston on January 2, 2012 in the TicketCity Bowl.

SCORING SUMMARY

	1	2	3	4	OT	F
PSU	10	0	0	0	-	10
TU	0	7	10	10	-	27

1st	10:47	PSU	8-53/1:53/3-0
		Joey Julius 34 yd field goal	
	06:34	PSU	6-75/2:41/10-0
		Akeel Lynch 42 yd run (Julius kick)	
2nd	2:25	TEM	12-93/6:40/10-7
		Jahad Thomas 1 yd run (Jones kick)	
3rd	6:23	TEM	7-57/3:35/10-10
		Austin Jones 40 yd field goal	
	1:00	TEM	1-2/0/10/10-17
		P.J. Walker 1 yd run (Jones kick)	
4th	11:14	TEM	5-49/2:47/10-24
		Jahad Thomas 24 yd run (Jones kick)	
	05:41	TEM	6-25/3:36/10-27
		Austin Jones 30 yd field goal	

TEAM STATS

	PSU	TU
First Downs	9	15
Rushing Yards	77	149
Passing Yards	103	168
Passing (C-A-Int)	11-25-1	16-21-0
Total Offense	180	317
Plays	52	64
Fumbles (#-Lost)	1-0	1-1
Penalties (#-Yards)	6-39	5-35
Possession Time	23:45	36:15
3rd-Down Conv.	2-13	7-17
Red-Zone	1-1	3-4
Touchdowns	0-1	2-4
Field goals	1-1	1-4

OTHER

Time of Game	3:20
Penn State	0-1, 0-0 Big Ten
Temple	1-0, 0-0 AAC

INDIVIDUAL STATISTICS

RUSHING

Penn State - Penn State-Lynch, Akeel 10-78; Polk, Brandon 2-50; Allen, Mark 2-7; Barkley, Saquon 1-1; Thompkins, DeAndre 1-0; Hackenberg, Christian 11-minus 59.

Temple - THOMAS, Jahad 29-135; WALKER, P.J. 7-11; ARMSTEAD, R. 4-8; GARDNER, Jager 2-minus 2; BENJAMIN, Samuel 1-minus 3.

PASSING

Penn State - Hackenberg, Christian 11-25-1-103
Temple - WALKER, P.J. 15-20-0-143; CHRISTOPHER, J. 1-1-0-25

RECEIVING

Penn State - Godwin, Chris 5-81; Lewis, Geno 2-15; Lynch, Akeel 2-2; Hamilton, DaeSean 1-5; Polk, Brandon 1-0.

Temple - ANDERSON, Robby 5-20; BRYANT, Ventell 2-41; PATTON, Kip 2-29; JENNINGS, Adonis 2-16; WALKER, P.J. 1-25; DELOATCH, Romond 1-19; CHRISTOPHER, J. 1-13; ARMSTEAD, R. 1-3; THOMPSON, Colin 1-2.

TOP TACKLERS (T-UA-A)

Penn State - Nassib, Carl 10-4-6; Bell, Brandon 7-4-3; Cabinda, Jason 7-3-4; Williams, Trevor 6-4-2; Johnson, Austin 6-1-5; Zettel, Anthony 5-3-2; Reid, John 5-2-3
Temple - MATAKEVICH, T. 7-4-3; YOUNG, Tavon 6-5-1; SMITH, Nate D. 5-4-1; ALWAN, Jarred 5-1-4



@PennStateFBall



PSUFBall

2015


PSUnrivald.com

GoPSUsports.com

GAME 2

BUFFALO 14 vs. **27 PENN STATE**

BEAVER STADIUM
ESP22 SEPT. 12, 2015
ATTN: 93,065



GAME RECAPS

UNIVERSITY PARK, Pa. - Penn State scored on three consecutive drives starting late in the third quarter en route to a 27-14 victory over Buffalo in the home opener on a rainy Saturday afternoon in Beaver Stadium.

Buffalo pulled within three points, 10-7 with a touchdown late in the third quarter, but a Penn State field goal before the end of the third quarter and a pair of touchdowns on the next two drives to start the fourth put the game out of reach.

Carl Nassib once again led the defense for Penn State, hauling in an interception that led to a field goal, posting three sacks and forcing two fumbles. The Nittany Lion defense held Buffalo to 274 yards (69 rushing, 205 passing) of total offense. It was the fewest rushing yards allowed since yielding 68 again Illinois last season.

On the other side of the ball, Penn State totaled 200 yards rushing, led by true freshman running back Saquon Barkley, who totaled 115 yards on 12 attempts with a touchdown. He is the first PSU true freshman to rush for more than 100 yards in a game since Silas Redd had 131 yards on 11 carries and scored one touchdown against Northwestern in 2010. Barkley broke off back-to-back runs totaling 50 yards to start Penn State's first possession of the fourth quarter, which led to a touchdown and 20-7 Penn State lead. He also found the end zone with 9:02 remaining in the contest from nine yards out for a 27-7 lead.

Another true freshman, Brandon Polk, totaled 45 yards on three carries, scampering 22 yards for a touchdown for the Lions' first score of the game, and adding another to setup a short field goal attempt late in the third quarter. It marked the first time since 2005 that Penn State had two true freshmen score a touchdown in the same game.

Christian Hackenberg finished with one touchdown and 127 yards passing, completing 14-of-27 attempts in wet conditions. He connected on a 38-yard pass play to Chris Godwin who led the receiving corps with five receptions for 75 yards, to setup Barkley's fourth quarter score. DaeSean Hamilton hauled in a 5-yard touchdown reception on the drive keyed by Barkley's big runs and totaled three catches for 15 yards.

The offense was strongest in the second half, totaling 202 yards, and did not yield a sack in the game for the first time since 2013 in a win over Wisconsin. The Lions did not turn the ball over either for the first time since last season's tilt against UMass.

Contributing on defense in addition to Nassib were Austin Johnson and Troy Reeder. Johnson posted a career-high nine tackles, including 2.5 for loss and 1.5 sacks. Reeder also surpassed a career high with seven tackles in his first career start.

The Nittany Lion special teams contributed, as well, returning both a punt return and kick return for at least 58 yards in the same game for the first time since 2007, when they accomplished the feat against Notre Dame.

Buffalo quarterback Joe Licata completed 24-of-35 pass attempts for 205 yards and two touchdowns, but was sacked six times for 47 yards and picked off once. Ron Willoughby was his top target with eight catches for a touchdown, and Marcus McGill caught four passes for 45 yards and a touchdown. Anthonie Taylor added 93 yards on the ground with 18 carries.

The game had an electrifying start as Penn State's Nick Scott returned the opening kickoff 58 yards to the Buffalo 42. It was the longest for Penn State since Chaz Powell had a 92-yard return against Purdue in 2011.

A 22-yard touchdown run on a sweep to Polk was the game's first score and gave Penn State a 7-0 lead with 6:57 remaining in the first half. A 58-yard punt return by DeAndre Thompkins, on which he was barely tripped up by UB punter Tyler Grassman on a diving play, setup the two-play scoring drive at Buffalo's 24. It was the longest punt return by a Nittany Lion since Derrick Williams' 63-yard punt return for a touchdown at Wisconsin in 2008.

With Buffalo on its own 33 on the ensuing possession, Anthony Zettel burst through the UB line and tipped a Licata pass, and Nassib was able to haul it in with one hand for the interception, which he returned 10 yards to the UB 12. Joey Julius converted a 22-yard field goal to cap the drive with 3:58 left in the half.

After the halftime break, Willoughby capped a 11-play, 78-yard drive with a 14-yard touchdown reception to cut Penn State's lead to three.

Penn State converted a field goal on its next possession, and then after a UB three-and-out, Barkley broke free on the first PSU play for 33 yards to the Buffalo 29, and then ran down the middle and leapt over a safety before being brought down after a 17-yard gain. Hackenberg threw for seven yards to Godwin and connected with Hamilton on a 5-yard touchdown reception for a 20-7 lead with 12:04 remaining in the game.

Another three-and-out led to Penn State's final scoring drive, as the Lions drove 74 yards on just six plays, a 15-yard pass interference penalty and a 38-yard connection between Hackenberg and Godwin led to Barkley's 9-yard touchdown run.

Buffalo drove 82 yards on 13 plays to reach the end zone on a 10-yard reception by McGill with 4:38 remaining, but two sack-fumbles by Nassib helped prevent UB from mustering another scoring drive.

SCORING SUMMARY						
	1	2	3	4	OT	F
UB	0	0	7	7	-	14
PSU	0	10	3	14	-	27

2nd	6:57	PSU	2-24/0:37/0-7	
		Brandon Polk	22 yd run (Julius kick)	
	3:38	PSU	4-7/1:54/0-10	
		Joey Julius	22 yd field goal	
3rd	5:33	UB	11-78/4:48/7-10	
		Ron Willoughby	14 yd pass from Licata (Mitcheson Kick)	
	0:20	PSU	12-51/5:07/7-13	
		P.J. Walker	1 yd run (Jones kick)	
4th	12:04	PSU	4-62/1:25/7-20	
		DaeSean Hamilton	5 yd pass from Hackenberg (Julius Kick)	
	09:02	PSU	6-74/1:54/7-27	
		Saquon Barkley	9 yd run	
	4:38	UB	13-82/4:18/14-27	
		Marcus McGill	10 yd pass from Licata	

TEAM STATS		
	UB	PSU
First Downs	15	15
Rushing Yards	69	200
Passing Yards	205	128
Passing (C-A-Int)	24-35-1	14-27-0
Total Offense	274	328
Plays	68	66
Fumbles (#-Lost)	2-0	0-0
Penalties (#-Yards)	14-107	7-65
Possession Time	30:26	29:34
3rd-Down Conv.	5-16	6-15
Red-Zone	2-2	4-5
Touchdowns	2	2
Field goals	0	2

OTHER	
Time of Game	3:35
Buffalo	1-1, 0-0 MAC
Penn State	1-1, 0-0 Big Ten

INDIVIDUAL STATISTICS

RUSHING

Buffalo-Taylor, Anthonie 18-93; Johnson, Jordan 9-23; Licata, Joe 6-minus 47.
 Penn State-Barkley, Saquon 12-115; Lynch, Akeel 19-46; Polk, Brandon 3-45; Hackenberg, Christian 2-4; Allen, Mark 1-2; TEAM 2-minus 12.

PASSING

Buffalo-Licata, Joe 24-35-1-205.
 Penn State-Hackenberg, Christian 14-27-0-128

RECEIVING

Buffalo-Willoughby, Ron 8-80; McGill, Marcus 4-45; Lisa, Collin 3-21; Schreck, Mason 2-18; Robinson, Malco 2-12; Taylor, Anthonie 2-7; Martinez, Jacob 1-17; Johnson, Jordan 1-3; Weiser, Matt 1-2.
 Penn State-Godwin, Chris 5-75; Hamilton, DaeSean 3-15; Gesicki, Mike 3-14; Carter, Kyle 2-13; Lewis, Geno 1-11.

TOP TACKLERS (T-UA-A)

Buffalo-Baker, Marqus 7-5-2; Alozie, Okezie 7-3-4; Williamson, Rya 7-3-4; Berry, Brandon 6-4-2; Gilbo, Nick 6-4-2; Ross, Boise 5-2-3;
 Penn State-Johnson, Austin 9-4-5; Reeder, Troy 7-5-2; Allen, Marcus 6-3-3; Cabinda, Jason 6-2-4; Williams, Trevor 5-5-0; Nassib, Carl 5-4-1; Lucas, Jordan 5-3-2; Zettel, Anthony 5-2-3.

GAME 3

RUTGERS 3



vs.



28 PENN STATE

BEAVER STADIUM
BTN

SEPT. 19, 2015
ATTN: 103,323



GAME RECAPS

UNIVERSITY PARK, Pa. - Saquon Barkley rushed for 195 yards and two touchdowns to lead Penn State past Rutgers, 28-3, in the Big Ten opener on a rainy Saturday night in Beaver Stadium. The Nittany Lions took command of the game in the second quarter with three touchdowns in front a "Stripe Out" crowd of 103,323.

Penn State led Rutgers 21-0 at halftime and did not allow the Scarlet Knights to reach the red zone until doing so once in the fourth quarter, yielding a field goal. The three points allowed was the fewest for the Nittany Lions since 2011 against Iowa.

The Nittany Lion ground game keyed the offense totaling 330 of 471 total offensive yards, with 174 coming in the first half. It was the most yards gained on the ground for the Lions since 2009 when they totaled 338 and the first time they broke the 200-yard mark in consecutive games since the same year.

Barkley posted his second consecutive game of more than 100 yards, finding the end zone twice and totaling his season-high 195 yards on 21 carries, the most yards for a PSU true freshman rusher since 1998 and the most for any PSU rusher since Bill Belton totaled 201 in 2013. Barkley was particularly strong in the second half, totaling 140 yards and a touchdown on 11 rushes.

Fellow running back Akeel Lynch also broke 100 yards, totaling 120 on 10 carries, with nine carries and 115 yards coming in the first half, including a career-best 75-yard touchdown run. It was the first time Penn State had two 100-yard rushers in a game since Lynch and Belton accomplished the feat in 2013.

The Nittany Lion defense forced Rutgers to punt on its first five possessions before Grant Haley hauled in an interception on the sixth and final RU drive of the first half.

John Reid hauled in his first interception and recovered a late fumble, as the Lions pulled in a season-high three turnovers. The Blue and White continued to penetrate the backfield as well, totaling 9.0 tackles for loss and 5.0 sacks. Defensive tackle Austin Johnson led the team with 2.0 backfield stops, including a sack. Carl Nassib continued his strong start, tallying his team-best fifth sack as part of 1.5 backfield tackles. Safety Marcus Allen led the team with 11 tackles, including seven solo stops.

Christian Hackenberg completed 10-of-19 passes with one interception for 141 yards, and was not sacked for a second consecutive game. His top target was DaeSean Hamilton who totaled 81 yards on four catches in the first half, and finished with five for 86 yards. Chris Godwin also caught four passes, totaling 49 yards.

Rutgers quarterback Chris Laviano completed 27 of 42 passing attempts for 251 yards with two interceptions.

Josh Hicks led the ground game with 49 yards, but the Scarlet Knights only totaled 43 for the game, the fewest Penn State had allowed since holding Maryland to 33 last season. Carlton Agudosi led 10 Rutgers pass catchers with six receptions for 80 yards.

After playing the field position game on its first two drives of the game, pinning Rutgers on its own 2- and 10-yard lines, respectively, with punts from Chris Gulla, the Penn State offense found the end zone on its third possession, driving 80 yards on 12 plays in a season-long six minutes, two seconds. Hackenberg found Godwin along the right sideline for a 30-yard gain on the first play, and then the Nittany Lions pounded the ball into the red zone with eight consecutive running plays. On 3rd-and-3 from the 17, Hackenberg found Hamilton for a 13-yard gain to the 4-yard line, setting up an end-around to redshirt freshman wide receiver DeAndre Thompkins from two yards out for his first career touchdown with 12:10 remaining in the second quarter.

The Lions went three-and-out on their next possession, but scored on their next two.

Starting at the Penn State 10, the Lions drove 90 yards on eight plays for their longest drive of the season. Hackenberg found Hamilton with a short pass in the middle of the field that Hamilton was able to turn into a 48-yard gain to the Rutgers' 42. The Nittany Lions then handed off to Barkley on six of the next seven plays, and he capped the drive with a 15-yard touchdown run with 2:06 remaining in the half.

After another Rutgers' punt, Penn State took over on its own 25 with 1:14 on the clock. Lynch broke through a hole in the middle and ran 75 yards to the end zone.

Rutgers assembled the longest drive of the scoreless third quarter, advancing 54 yards on seven plays before Reid ended it with his first career interception.

Rutgers reached the red zone for the first time with just under 12 minutes remaining in the fourth quarter, capping a 16-play, 71-yard drive with a 34-yard field goal. The drive took 7:13.

A 40-yard rush by Barkley keyed Penn State's ensuing drive, but a Hackenberg pass from the Rutgers' 28 was intercepted by Anthony Cioffi at the 1-yard line with 7:57 remaining.

Rutgers reached midfield on their first two plays, but three consecutive sacks by Nassib, Jordan Lucas and Johnson, respectively, moved Rutgers back to its own 21.

Barkley responded on the ensuing possession, breaking off a 54-yard run to the Rutgers' 16 on the first play, and rushing into the end zone on the next for the final margin.

SCORING SUMMARY

	1	2	3	4	OT	F
RU	0	0	3	0	-	3
PSU	0	21	0	7	-	28

2nd	12:10	PSU	12-80/6:02/0-7
		DeAndre Thompkins 2 yd run (Julius kick)	
	2:06	PSU	8-90/3:27/0-14
		Saquon Barkley 15 yd run (Julius kick)	
	1:04	PSU	1-75/0:10/0-21
		Akeel Lynch 75 yd run (Julius kick)	
4th	10:35	RU	16-71/7:13/3-21
		Kyle Federico 34 yd field goal	
	4:21	PSU	2-70/0:40/3-28
		Saquon Barkley 16 yd run (Julius kick)	

TEAM STATS

	RU	PSU
First Downs	20	17
Rushing Yards	43	330
Passing Yards	251	141
Passing (C-A-Int)	27-42-2	10-19-1
Total Offense	294	471
Plays	74	60
Fumbles (#-Lost)	3-1	0-0
Penalties (#-Yards)	8-29	8-80
Possession Time	32:39	27:21
3rd-Down Conv.	5-15	4-12
Red-Zone	1-1	3-4
Touchdowns	0	4
Field goals	1	0

OTHER

Time of Game	3:18
Rutgers	1-2, 0-1 Big Ten
Penn State	2-1, 1-0 Big Ten

INDIVIDUAL STATISTICS

RUSHING

Rutgers-Hicks, Josh 7-49; Martin, Robert 5-20; James, Paul 10-7; Goodwin, Justin 1-4; Laviano, Chris 9-minus 37.
Penn State-Barkley, Saquon 21-195; Lynch, Akeel 10-120; Polk, Brandon 1-6; Scott, Nick 1-5; Hackenberg, Christian 2-3; TEAM 1-1; Thompkins, DeAndre 2-1; Allen, Mark 3-minus 1

PASSING

Rutgers-Laviano, Chris 27-42-2-251
Penn State-Hackenberg, Christian 10-19-1-141

RECEIVING

Rutgers-Agudosi, C. 6-80; Grant, Janarion 4-22; Flanagan, Matt 3-26; Scarff, Charles 3-16; Patton, Andre 2-42; Hicks, Josh 2-21; Goodwin, Justin 2-16; Tsimis, John 2-10; Arcidiacono, N. 2-7; James, Paul 1-11.
Penn State-Hamilton, DaeSean 5-86; Godwin, Chris 4-49; Gesicki, Mike 1-6.

TOP TACKLERS (T-UA-A)

Rutgers-Gause, Quentin 8-5-3; Lewis, Kaiwan 8-4-4; Longa, Steve 8-4-4; Jacobs, Davon 7-6-1; Cioffi, Anthony 6-5-1; Pinnix-Odrick 5-4-1; Wharton, Isaiah 4-2-2; Lambert, Q. 3-2-1.
Penn State-Johnson, Austin 9-4-5; Reeder, Troy 7-5-2; Allen, Marcus 6-3-3; Cabinda, Jason 6-2-4; Williams, Trevor 5-5-0; Nassib, Carl 5-4-1; Lucas, Jordan 5-3-2; Zettel, Anthony 5-2-3.



@PennStateFBall



PSUFBall

2015

PSUnrivalled.com

GoPSUsports.com

2 | MARCUS ALLEN | SO. | S

Season: Started four games this season. at **Temple (9/5):** Made three tackles. **Buffalo (9/12):** Made six tackles. **Rutgers (9/19):** Tied his career high with a game-best 11 tackles...Part of a defense that held Rutgers to just three points, the fewest in a Big Ten opener since limiting Minnesota to three points in 1994...Helped limit Rutgers to 43 rushing yards, the fewest since giving up just 33 yards to Maryland last season. **San Diego State (9/26):** Made one tackle.

» ALLEN'S CAREER STATISTICS

	TK	UA-A	FR	FC	I	PBU	SACK	TFL
2014	58	35-23	0	0	0	3	1.0-11	2.0-13
2015	21	12-9	0	0	0	0	0-0	0-0
Career	79	47-32	0	0	0	3	1.0-11	2.0-13

» ALLEN'S 2015 GAME-BY-GAME

Tackles (Total-Solo-Assists)

at Temple 3-2-1; Buffalo 6-3-3; Rutgers 11-7-4; San Diego State 1-0-1.

8 | MARK ALLEN | R-FR. | RB

Season: Appeared in four games...Has seen time on offense and as a punt returner...Is one of 13 redshirt freshmen to see action. at **Temple (9/5):** Ran for seven yards on two rushing attempts...Returned four punts for 33 yards...First career punt return went for 14 yards...His four punt returns are the most by a single Nittany Lion since Justin Brown returned five punts on Oct. 29, 2011 vs. Illinois. **Buffalo (9/12):** Made one rush for two yards...Also returned one punt. **Rutgers (9/19):** Rushed the ball three times. **San Diego State (9/26):** Caught his first career pass, a 13-yard touchdown reception on a swing pass in the second quarter...Pulled in two passes in the game for 29 yards...Gained five yards on a career-high five rushes...Had a career-long run of six yards in the fourth quarter...Allen and Saquon Barkley combined to become the first Penn State running back duo to have touchdown receptions in the same game since 2006 at Minnesota (Tony Hunt & Matt Hahn).

» ALLEN'S RUSHING STATISTICS

	Att-Yds	Avg.	TD	LG
2015	11-13	1.2	0	6
Career	11-13	1.2	0	6

» ALLEN'S 2015 GAME-BY-GAME

Rushing (Carries-Yards-TD)

at Temple 2-7-0; Buffalo 1-2-0; Rutgers 3-(-1)-0; San Diego State 5-5-0.

» ALLEN'S RECEIVING STATISTICS

	Rec-Yds	Avg.	TD	LG
2015	2-29	14.5	1	16
Career	2-29	14.5	1	16

» ALLEN'S 2015 GAME-BY-GAME

Receiving (Receptions-Yards-TD)

at Temple 0-0-0; Buffalo 0-0-0; Rutgers 0-0-0; San Diego State 2-29-1.

» ALLEN'S PUNT RETURN STATISTICS

	No.	Yds	AVG	TD	LG
2015	5	33	6.6	0	14
Career	5	33	6.6	0	14

» ALLEN'S 2015 GAME-BY-GAME

Punt Returns (Returns-Yards-TD-YPR)

at Temple 4-33-0-8.2; Buffalo 1-0-0-0.0; Rutgers 0-0-0-0.0; San Diego State 0-0-0-0.0.

28 | TROY APKE | SO. | S

Season: Appeared in four games. at **Temple (9/5):** Had one assisted tackle on punt coverage. **Buffalo (9/12):** Recorded a career-high three tackles. **Rutgers (9/19):** Forced his first career fumble in the fourth quarter...Made one tackle. **San Diego State (9/26):** Saw his most extensive action on defense...Tied a career high with three tackles.

» APKE'S CAREER STATISTICS

	TK	UA-A	FR	FC	I	PBU	SACK	TFL
2014	2	0-2	0	0	0	0	0-0	0-0
2015	5	3-2	0	1	0	0	0-0	0-0
Career	7	3-4	0	1	0	0	0-0	0-0

» APKE'S 2015 GAME-BY-GAME

Tackles (Total-Solo-Assists)

at Temple 1-0-1; Buffalo 3-2-1; Rutgers 1-1-0; San Diego State 3-3-0.

35 | MATTHEW BANNEY | SR. | LB

Season: Appeared in four games.

» BANNEY'S CAREER STATISTICS

	TK	UA-A	FR	FC	I	PBU	SACK	TFL
2013	DNP - NCAA Transfer Rule							
2014	0	0-0	0	0	0	0	0-0	0-0
2015	0	0-0	0	0	0	0	0-0	0-0
Career	0	0-0	0	0	0	0	0-0	0-0

» BANNEY'S 2015 GAME-BY-GAME

Tackles (Total-Solo-Assists)

at Temple 0-0-0; Buffalo 0-0-0; Rutgers 0-0-0; San Diego State 0-0-0.

26 | SAQUON BARKLEY | FR. | RB

Season: Appeared in four games...Leads the Big Ten and is second in FBS in rushing yards per carry (8.88)...Is the top freshman in the NCAA and sits 38th in FBS in total rushing yards (373)...Is 53rd nationally in rushing yards per game (93.3), which is skewed because he only had one carry in the season opener for one yard...Has 12 rushes of 10 or more yards this season with career-long runs of 54 and 40 yards coming against Rutgers...Had 310 yards in back-to-back games against Buffalo and Rutgers, which was the highest total by a true freshman RB in a two-game span since D.J. Dozier had 359 in 1983 (vs. Rutgers and Alabama)...Is only the second true freshman to have back-to-back 100-yard games, joining Dozier, who had four consecutive 100-yard games in 1983...Is the first PSU RB to have back-to-back games with a 100-yard rushing quarter since Larry Johnson in 2002 against Indiana and Michigan State...Is one of five true freshmen to see action. Awards: Selected as Big Ten Co-Freshman of the Week (Sept. 14) after his performance against Buffalo...Claimed second-straight Big Ten Co-Freshman of the Week (Sept. 21) honor after his effort versus Rutgers. at **Temple (9/5):** Rushed one time for one yard. **Buffalo (9/12):** Rushed 12 times for a team-best 115 yards and his first career touchdown...Carried the ball eight times for 101 yards in the fourth quarter...Is the first true freshman to rush for more than 100 yards in a game since Silas Redd had 131 yards on 11 carries and one touchdown against Northwestern in 2010...Scored his first career touchdown on a 9-yard scamper in the fourth quarter...Had a season-long 33-yard burst on Penn State's first play of the fourth quarter...Teamed with Brandon Polk to become the first true freshmen duo to score touchdowns in the same game since Justin King and Derrick Williams both had touchdown receptions in the 2005 at Northwestern. **Rutgers (9/19):** Ran for a team- and career-best 195 yards and two touchdowns...His 195 rushing yards were the most by a Penn State true freshman since Eric McCoo had 206 against Michigan State in 1998...Had 119 yards rushing on seven carries in the fourth quarter...Teamed with Akeel Lynch (120 yards) to mark the first Big Ten Conference game that Penn State had two 100-yard rushers since Evan Royster (134) and Silas Redd (131) topped the mark vs. Northwestern in 2010...Was a part of a backfield that rushed for 330 yards, the most by Penn State since the Nittany Lions ran for 338 at Illinois in 2009. **San Diego State (9/26):** Caught his first career pass, a 22-yard touchdown reception on a screen pass to open the scoring in the first quarter...Is the first Penn State player to have a touchdown on his first career reception since Jesse James (Navy, 2012)...His receiving touchdown was the first by a PSU running back since Bill Belton (Akron, 2014)...Gained 62 yards on eight rushes...Played the first quarter and just one series in the second quarter before leaving the game...Barkley and Mark Allen combined to become the first Penn State running back duo to

have touchdown receptions in the same game since 2006 at Minnesota (Tony Hunt & Matt Hahn).

» BARKLEY'S RUSHING STATISTICS

	Att-Yds	Avg.	TD	LG
2015	42-373	8.9	3	54
Career	42-373	8.9	3	54

» BARKLEY'S 2015 GAME-BY-GAME

Rushing (Carries-Yards-TD)

at Temple 1-1-0; Buffalo 12-115-1; Rutgers 21-195-2; San Diego State 8-62-0.

» BARKLEY'S RECEIVING STATISTICS

	Rec-Yds	Avg.	TD	LG
2015	1-22	22.0	1	22
Career	1-22	22.0	1	22

» BARKLEY'S 2015 GAME-BY-GAME

Receiving (Receptions-Yards-TD)

at Temple 0-0-0; Buffalo 0-0; Rutgers 0-0-0; San Diego State 1-22-1.

91 | TAROW BARNEY | SR. | DT

Season: Appeared in four games. at **Temple (9/5):** Made one tackle...Combined with Curtis Cothran for a TFL in the fourth quarter...Helped Penn State pile up 15.0 TFL, its most since posting 15.0 vs. Michigan on Sept. 22, 2007. **Buffalo (9/12):** Made one stop. **San Diego State (9/26):** Tied a career best with two tackles...Recorded 0.5 tackle for loss, which helped Penn State amass 9.0 TFLs in the game...His 0.5 TFL was a combined sack in the Antoine White in the fourth quarter.

» BARNEY'S CAREER STATISTICS

	TK	UA-A	FR	FC	I	PBU	SACK	TFL
2014	7	2-5	0	1	0	0	2.0-14	2.5-15
2015	4	0-4	0	0	0	0	0.5-3	1.0-5
Career	11	2-9	0	1	0	0	2.5-17	3.5-20

» BARNEY'S 2015 GAME-BY-GAME

Tackles (Total-Solo-Assists)

at Temple 1-0-1; Buffalo 1-0-1; Rutgers 0-0-0 San Diego State 2-0-2.

60 | NOAH BEH | R-FR. | LB

Season: Appeared in four games...Made his collegiate debut in the season opener at Temple...Is one of 13 redshirt freshmen to see action.

11 | BRANDON BELL | JR. | LB

Season: Started three games this season. at **Temple (9/5):** Ranked second on the team with seven tackles – four solo...Tied for the team lead with 2.5 TFL, including a 2-yard stop behind the line of scrimmage on the game's opening play...Collected his first sack of the season and forced his second career fumble on the same play in the second quarter...Helped Penn State pile up 15.0 TFL, its most since posting 15.0 vs. Michigan on Sept. 22, 2007. **Buffalo (9/12):** Did not play. **Rutgers (9/19):** Recorded nine tackles...Part of a defense that held Rutgers to just three points, the fewest in a Big Ten opener since limiting Minnesota to three points in 1994...Helped limit Rutgers to 43 rushing yards, the fewest since giving up just 33 yards to Maryland last season. **San Diego State (9/26):** Made four tackles (three solo) and broke up one pass...Helped the defense hold SDSU to just 141 yards passing, the fewest against an FBS non-conference opponent in the regular season since giving up 134 to Kent State, Sept. 21, 2013.

» BELL'S CAREER STATISTICS

	TK	UA-A	FR	FC	I	PBU	SACK	TFL
2013	24	14-10	0	1	0	0	0-0	0-0
2014	47	23-24	0	0	1	3	2.0-17	7.0-43
2015	20	11-9	0	1	0	0	1.0-5	2.5-8
Career	91	48-43	0	2	1	3	3.0-22	9.5-51

» BELL'S 2015 GAME-BY-GAME

Tackles (Total-Solo-Assists)

at Temple 7-4-3; Buffalo DNP; Rutgers 9-4-5 San Diego State 4-3-1.



13 | SAEED BLACKNALL | SO. | WR

Season: Appeared in four games. **San Diego State (9/26):** Collected his first career 100-yard receiving game with a career-high 101 yards on four grabs...Had a career-long 46-yard reception in the second quarter to help set up the Joey Julius 24-yard field goal.

» BLACKNALL'S CAREER STATISTICS

	Rec-Yds	Avg.	TD	LG
2014	11-112	10.2	1	24
2015	4-101	25.2	0	46
Career	15-213	14.2	1	46

» BLACKNALL'S 2015 GAME-BY-GAME

Receiving (Receptions-Yards-TD)
at Temple 0-0-0; Buffalo 0-0-0; Rutgers 0-0-0; San Diego State 4-101-0.

43 | MANNY BOWEN | FR. | LB

Season: Appeared in four games...Is one of five true freshmen to see action. **Rutgers (9/19):** Recorded two tackles for his first career stats...Notched half-tackle for loss

» BOWEN'S CAREER STATISTICS

	TK	UA-A	FR	FC	I	PBU	SACK	TFL
2015	2	1-1	0	0	0	0	0-0	0.5-2
Career	2	1-1	0	0	0	0	0-0	0.5-2

» BOWEN'S 2015 GAME-BY-GAME

Tackles (Total-Solo-Assists)
at Temple 0-0-0; Buffalo 0-0-0; Rutgers 2-1-1; San Diego State 0-0-0.

75 | BRENDAN BROSANAN | R-FR. | T

Season: Appeared in one game...Made his season debut vs. Rutgers... Is one of 13 redshirt freshmen to see action.

19 | TORRENCE BROWN | R-FR. | DE

Season: Appeared in four games...Is one of 13 redshirt freshmen to see action. at **Temple (9/5):** Recovered his first career fumble in the second quarter. **Rutgers (9/19):** Made two tackles...Logged his first career TFL and sack...Made 1.0 TFL, which included a combining with Antoine White for a sack in the fourth quarter.

» BROWN'S CAREER STATISTICS

	TK	UA-A	FR	FC	I	PBU	SACK	TFL
2015	2	0-2	1	0	0	0	0.5-1	1.0-3
Career	2	0-2	1	0	0	0	0.5-1	1.0-3

» BROWN'S 2015 GAME-BY-GAME

Tackles (Total-Solo-Assists)
at Temple 0-0-0; Buffalo 0-0-0; Rutgers 2-0-2; San Diego State 0-0-0.

40 | JASON CABINDA | SO. | LB

Season: Started four games...Has started at the Mike and Will linebacker spots...Tied for the team lead with 23 tackles. at **Temple (9/5):** Ranked second on the team with seven tackles...Also recorded one pass breakup. **Buffalo (9/12):** Started in the Mike linebacker spot...Recorded six tackles...Had one pass breakup. **Rutgers (9/19):** Recorded six tackle, including 0.5 tackle for loss...Also broke up one pass...Part of a defense that held Rutgers to just three points, the fewest in a Big Ten opener since limiting Minnesota to three points in 1994...Helped limit Rutgers to 43 rushing yards, the fewest since giving up just 33 yards to Maryland last season. **San Diego State (9/26):** Recorded four tackles, including a half-tackle for loss as part of a 9.0 TFL afternoon for the Penn State defense...Helped the defense hold SDSU to just 141 yards passing, the fewest against an FBS non-conference opponent in the regular season since giving up 134 to Kent State, Sept. 21, 2013.

» CABINDA'S CAREER STATISTICS

	TK	UA-A	FR	FC	I	PBU	SACK	TFL
2014	17	7-10	0	0	0	0	0-0	0.5-1
2015	23	8-15	0	0	0	3	0-0	1.0-0
Career	40	15-25	0	0	0	4	0-0	1.5-1

» CABINDA'S 2015 GAME-BY-GAME

Tackles (Total-Solo-Assists)
at Temple 7-3-4; Buffalo 6-2-4; Rutgers 6-3-3; San Diego State 4-0-4.

1 | CHRISTIAN CAMPBELL | SO. | CB

Season: Appeared in four games. at **Temple (9/5):** Tied a career-high with three tackles. **Buffalo (9/12):** Equaled his career high for the second straight game with three stops...Recorded one pass breakup. **San Diego State (9/26):** Made two tackles.

» CAMPBELL'S CAREER STATISTICS

	TK	UA-A	FR	FC	I	PBU	SACK	TFL
2014	9	9-1	0	0	1	3	0-0	1.0-1
2015	8	3-5	0	0	0	1	0-0	0-0
Career	18	12-6	0	0	1	4	0-0	1.0-1

» CAMPBELL'S 2015 GAME-BY-GAME

Tackles (Total-Solo-Assists)
at Temple 3-2-1; Buffalo 3-1-2; Rutgers 0-0-0; San Diego State; 2-0-2.

87 | KYLE CARTER | SR. | TE

Season: Appeared in four games with one start. **Buffalo (9/12):** Caught two passes for 13 yards. **San Diego State (9/26):** Made three receptions for 47 yards...Had a career-long 35-yard catch and run – one yard longer than his previous best of 34 yards at Iowa in 2012 – in the third quarter.

» CARTER'S CAREER STATISTICS

	Rec-Yds	Avg.	TD	LG
2012	36-453	12.6	2	34
2013	18-222	12.3	1	29
2014	16-153	9.6	1	23
2015	5-60	12.0	0	35
Career	75-888	11.8	4	35

» CARTER'S 2015 GAME-BY-GAME

Receiving (Receptions-Yards-TD)
at Temple 0-0-0; Buffalo 2-13-0; Rutgers 0-0-0; San Diego State 3-47-0.

33 | JAKE COOPER | FR. | LB

Season: Appeared in four games...Is one of five true freshmen to see action. **Buffalo (9/12):** Made a season-high three stops, including his first career sack in the fourth quarter. **Rutgers (9/19):** Broke up one pass.

» COOPER'S CAREER STATISTICS

	TK	UA-A	FR	FC	I	PBU	SACK	TFL
2014	3	3-0	0	0	0	0	1.0-11	1.0-11
Career	3	3-0	0	0	0	0	1.0-11	1.0-11

» COOPER'S 2015 GAME-BY-GAME

Tackles (Total-Solo-Assists)
at Temple 0-0-0; Buffalo 3-0-3; Rutgers 0-0-0; San Diego State 0-0-0.

52 | CURTIS COTHREN | SO. | LB

Season: Appeared in four games. at **Temple (9/5):** Made one tackle...Combined with Tarow Barney for a TFL in the fourth quarter...Helped Penn State pile up 15.0 TFL, its most since posting 15.0 vs. Michigan on Sept. 22, 2007. **Buffalo (9/12):** Made one stop. **Rutgers (9/19):** Recorded two tackles...Notched a fourth quarter sack of Chris Laviano. **San Diego State (9/26):** Tied a career high with two tackles...Collected his second sack in as many games with a seven-yard takedown in the fourth quarter as part of a five-sack performance for the Nittany Lion defense...Helped the defense hold SDSU to just 141 yards passing, the fewest against an FBS non-conference opponent in the regular season since giving up 134 to Kent State, Sept. 21, 2013.

» COTHREN'S CAREER STATISTICS

	TK	UA-A	FR	FC	I	PBU	SACK	TFL
2014	1	1-0	0	0	0	0	0-0	1.0-2
2015	6	3-3	0	0	0	0	2.0-26	2.5-27
Career	7	4-3	0	0	0	0	2.0-26	3.5-29

» COTHREN'S 2015 GAME-BY-GAME

Tackles (Total-Solo-Assists)
at Temple 1-0-1; Buffalo 1-0-1; Rutgers 2-2-0; San Diego State 2-1-1.

41 | PARKER COTHREN | SO. | DT

Season: Appeared in four games. **Buffalo (9/12):** Recorded two tackles. **Rutgers (9/19):** Made one tackle. **San Diego State (9/26):** Made two tackles.

» COTHREN'S CAREER STATISTICS

	TK	UA-A	FR	FC	I	PBU	SACK	TFL
2014	11	8-3	0	0	0	0	0.5-1	2.5-6
2015	5	1-4	0	0	0	0	0-0	0-0
Career	16	9-7	0	0	0	0	0.5-1	2.5-6

» COTHREN'S 2015 GAME-BY-GAME

Tackles (Total-Solo-Assists)
at Temple 0-0-0; Buffalo 2-0-2; Rutgers 1-1-0; San Diego State 2-0-2.

53 | DEREK DOWREY | JR. | G/C

Season: Appeared in four games with three starts...Made his second career start vs. Buffalo and has started two straight games. **Buffalo (9/12):** Helped Penn State pile up 200 yards rushing...Was a part of an offensive line that did not allow a sack for the first time since the 2013 season finale victory at Wisconsin. **Rutgers (9/19):** Paved the way for a pair of 100-yard rushers: Saquon Barkley (195 yards) and Akeel Lynch (120)...Helped Barkley and Lynch become first Penn State tandem to rush for 100-yard since Lynch (108) and Bill Belton (108) passed the century mark against Eastern Michigan...Helped the backfield collect a pair of 100-yard rushers in a Big Ten game for the first time since 2010 (Northwestern) when Evan Royster (134) and Silas Redd (131) topped the mark...The 330 yards rushing by Penn State were the most since the Nittany Lions ran for 338 at Illinois in 2009...The Nittany Lions rushed for 200 or more yards in consecutive games for the first time since 2009 at Illinois (338) and vs. Eastern Illinois (285)...The 471 yards of total offense were the most since Penn State had 511 in 2014 against UCF in the Croke Park Classic. **San Diego State (9/26):** Helped protect Christian Hackenberg, who threw for 296 yards and three touchdowns.

20 | JORDAN DUDAS | SR. | LB

Season: Appeared in four games, primarily on special teams coverage.

» DUDAS' CAREER STATISTICS

	TK	UA-A	FR	FC	I	PBU	SACK	TFL
2014	4	3-1	0	0	0	0	0-0	0-0
2015	0	0-0	0	0	0	0	0-0	0-0
Career	4	3-1	0	0	0	0	0-0	0-0

» DUDAS' 2015 GAME-BY-GAME

Tackles (Total-Solo-Assists)
at Temple 0-0-0; Buffalo 0-0-0; Rutgers 0-0-0.

7 | KOA FARMER | R-FR. | S

Season: Appeared in three games...Is one of 13 redshirt freshmen to see action. at **Temple (9/5):** Returned five kickoffs for 128 yards...Led the team with 128 all-purpose yards...Posted four kickoff returns of 20-plus yards, including a long return of 35 yards on his first career return. **San Diego State (9/26):** Returned one kickoff for 26 yards.

» FARMER'S KICK RETURN STATISTICS

	No.	Yds	AVG	TD	LG
2015	6	154	25.7	0	35
Career	6	154	25.7	0	35

» FARMER'S 2015 GAME-BY-GAME

Kick Off Returns (Returns-Yards-TD-YPR)
at Temple 5-128-0-25.6; Buffalo DNP; Rutgers 0-0-0-0.0; San Diego State 1-26-0-26.0.



72 | BRIAN GAIA | JR. | G/C

Season: Started four games. at **Temple (9/5)**: Helped Akeel Lynch run for 78 yards and one touchdown. **Buffalo (9/12)**: Helped Penn State pile up 200 yards rushing...Was a part of an offensive line that did not allow a sack for the first time since the 2013 season finale victory at Wisconsin. **Rutgers (9/19)**: Paved the way for a pair of 100-yard rushers: Saquon Barkley (195 yards) and Akeel Lynch (120)...Helped Barkley and Lynch become first Penn State tandem to rush for 100-yard since Lynch (108) and Bill Belton (108) passed the century mark against Eastern Michigan...Helped the backfield collect a pair of 100-yard rushers in a Big Ten game for the first time since 2010 (Northwestern) when Evan Royster (134) and Silas Redd (131) topped the mark...The 330 yards rushing by Penn State were the most since the Nittany Lions ran for 338 at Illinois in 2009...The Nittany Lions rushed for 200 or more yards in consecutive games for the first time since 2009 at Illinois (338) and vs. Eastern Illinois (285)...The 471 yards of total offense were the most since Penn State had 511 in 2014 against UCF in the Croke Park Classic. **San Diego State (9/26)**: Helped protect Christian Hackenberg, who threw for 296 yards and three touchdowns.

88 | MIKE GESICKI | SO. | TE

Season: Appeared in four games with three starts. **Buffalo (9/12)**: Tied for second on the team with a career-best three catches...Gained 14 yards on his three grabs. **Rutgers (9/19)**: Made one catch for six yards. **San Diego State (9/26)**: Made two catches for 11 yards.

» GESICKI'S RECEIVING STATISTICS

	Rec-Yds	Avg.	TD	LG
2014	11-114	10.4	0	30
2015	6-31	5.2	0	8
Career	17-145	8.5	0	30

» GESICKI'S 2015 GAME-BY-GAME

Receiving (Receptions-Yards-TD)
at Temple 0-0-0; Buffalo 3-14-0; Rutgers 1-6-0; San Diego State 2-11-0.

12 | CHRIS GODWIN | SO. | WR

Season: Appeared in four games with three starts...Has at least one catch in 16 of 17 career games, including four or more grabs in five straight games dating back to 2014. at **Temple (9/5)**: Led the team in receptions (5) and receiving yards (81)...Connected with Christian Hackenberg for the longest reception of the game, a 30-yard gain in the third quarter. **Buffalo (9/12)**: Led the team in receptions (5) and receiving yards (75) for the second straight game...Caught a game-long 38-yard pass from Hackenberg on 3rd-and-7 in the fourth quarter to extend the drive and set up Saquon Barkley's touchdown run. **Rutgers (9/19)**: Caught four passes for 49 yards, including a 30-yard reception in the first quarter. **San Diego State (9/26)**: Tied for game high with five grabs (Hamilton)...Totaled 78 yards receiving in the game...Caught a 32-yard pass from RB Nick Scott in the fourth quarter...Made two special teams tackles...Recovered his first career fumble on a muffed punt in the second quarter that led to a Penn State touchdown.

» GODWIN'S RUSHING STATISTICS

	Att-Yds	Avg.	TD	LG
2014	2-1	0.5	0	1
2015	0-0	0.0	0	0
Career	2-1	0.5	0	1

» GODWIN'S 2015 GAME-BY-GAME

Rushing (Carries-Yards-TD)
at Temple 0-0-0; Buffalo 0-0-0; Rutgers 0-0-0; San Diego State 0-0-0.

» GODWIN'S RECEIVING STATISTICS

	Rec-Yds	Avg.	TD	LG
2014	25-321	12.8	2	72
2015	19-283	14.9	1	38
Career	44-604	13.7	3	72

» GODWIN'S 2015 GAME-BY-GAME

Receiving (Receptions-Yards-TD)
at Temple 5-81-0; Buffalo 5-75-0; Rutgers 4-49-0; San Diego State 5-78-1.

6 | MALIK GOLDEN | JR. | S

Season: Appeared in four games...Made his first career start vs. San Diego State (9/26). **Buffalo (9/12)**: Collected two tackles...Also returned one kickoff for 18 yards. **Rutgers (9/19)**: Made two tackles. **San Diego State (9/26)**: Made three tackles in his first career start...Helped the defense hold SDSU to just 141 yards passing, the fewest against an FBS non-conference opponent in the regular season since giving up 134 to Kent State, Sept. 21, 2013.

» GOLDEN'S CAREER STATISTICS

	TK	UA-A	FR	FC	I	PBU	SACK	TFL
2013	8	3-5	0	0	0	1	0-0	0-0
2014	7	4-3	0	0	0	1	0-0	0.5-1
2015	7	2-5	0	0	0	0	0-0	0-0
Career	22	9-13	0	0	0	2	0-0	0.5-1

» GOLDEN'S 2015 GAME-BY-GAME

Tackles (Total-Solo-Assists)
at Temple 0-0-0; Buffalo 2-0-2; Rutgers 2-1-1; San Diego State 3-1-2.

37 | CHRIS GULLA | SO. | K/P

Season: Appeared in four games with two starts at punter...Has handled the holding duties on -placements. **Rutgers (9/19)**: Hit five punts for 205 yards for an average of 41.0 yards per punt...Connected on a season-long 52-yard punt in the second quarter...All five punts forced Rutgers to start at or inside its own 15-yard line...His 41.0-yard average was the highest for the Nittany Lions since averaging 48.8 yards per punt against Akron last season...His five punts downed inside the 20-yard line equal the total number by the Nittany Lions last season and are the most in a single game since having six punts inside the 20 against Nebraska in 2013. **San Diego State (9/26)**: Punted seven times for 294 yards...Averaged 42.0 yards per punt with a game-long 51 yarder in the fourth quarter...Had one punt downed inside the 20 yard line.

» GULLA'S PUNTING STATISTICS

	P-Yds	Avg.	I-20	FC	50+	LG	BLK
2014	28-1045	37.3	9	11	4	53	1
2015	12-499	41.6	6	4	3	52	-
Career	40-1,544	38.6	15	15	7	53	1

» GULLA'S 2015 GAME-BY-GAME

Punting (Punts-Yards-Average)
at Temple 0-0-0; Buffalo 0-0-0; Rutgers 5-205-41.0; San Diego State 7-294-42.0.

14 | CHRISTIAN HACKENBERG | JR. | QB

Career: Has started all 29 career games under center...Ranks first in career 300-yard passing games (8), second in passing yards (6,600), attempts (982) and completions (557), third in total offense (6,236) and 200-yard passing games (16) and eighth in passing touchdowns (36) in Penn State history...One of only 10 Nittany Lions to amass 4,000 yards passing in a career, one of just eight Penn State quarterbacks to top the 5,000-yard mark and one of three to surpass the 6,000 career passing yards mark...Owns the Penn State record for passing yards in a game (454; 2014), passing yards in consecutive games (773; 2014), pass attempts in a game (55; 2013), season completions (270; 2014 - tied with Matt McGloin) and pass attempts in a season (484; 2014)...As a freshman, broke one Penn State overall passing record and 12 school freshman passing records, including the rookie marks for game and season passing completions, attempts, yards and touchdown passes...Set Penn State bowl game records for passing yards (371), completions (34) and attempts (50), and tied the record for passing touchdowns and touchdowns accounted for in a bowl game with four. Season: Started four games. at **Temple (9/5)**: Completed 11-of-25 passes for 103 yards...Completed a game-long pass of 30 yards to Chris Godwin in the third quarter. **Buffalo (9/12)**: Threw for 128 yards and one touchdown on 14-of-27 passing...Added four rushing yards on two attempts...Was not sacked in the game...Hit DaeSean Hamilton for a 5-yard touchdown pass in the fourth quarter. **Rutgers (9/19)**: Completed 10-of-19 passes for 141 yards...Hooked up with DaeSean Hamilton on a 48-yard pass play in the second quarter...Connected with Chris Godwin for 30 yards in the first quarter...Also rushed twice for three yards. **San Diego State (9/26)**: Completed 21-of-35 passes for 296 yards and two touchdowns...Threw three touchdown passes...Connected with Mark Allen, Saquon Barkley and Chris Godwin on scoring passes...Registered 16th 200-yard passing game of his career with 296 yards...Completed passes to seven different teammates.

» HACKENBERG'S CAREER STATISTICS

	C-A	Yds	%	TD-INT	YPG	LG
2013	231-392	2,955	58.9	20-10	246.2	68
2014	270-484	2,977	55.8	12-15	229.0	79
2015	56-106	668	52.8	4-2	467.0	48
Career	557-982	6,600	56.7	36-27	227.6	79

» HACKENBERG'S 2015 GAME-BY-GAME

Passing (Completed-Attempts-Yards-Int-TD)
at Temple 11-25-103-1-0; Buffalo 14-27-128-0-1; Rutgers 10-19-141-1-0; San Diego State 21-35-396-0-3.

15 | GRANT HALEY | SO. | CB

Season: Appeared in two games with two starts...Appeared in his first game of the season vs. Rutgers (9/19). **Rutgers (9/19)**: Grabbed the second interception of his career late in the second quarter...Recorded two tackles...Part of a defense that held Rutgers to just three points, the fewest in a Big Ten opener since limiting Minnesota to three points in 1994...Helped limit Rutgers to 43 rushing yards, the fewest since giving up just 33 yards to Maryland last season. **San Diego State (9/26)**: Tied his career high with three stops, all solo tackles...Helped the defense hold SDSU to just 141 yards passing, the fewest against an FBS non-conference opponent in the regular season since giving up 134 to Kent State, Sept. 21, 2013.

» HALEY'S DEFENSIVE STATISTICS

	TK	UA-A	FR	FC	I	PBU	SACK	TFL
2014	18	12-6	0	0	1	2	0-0	0-0
2015	5	4-1	0	0	1	2	0-0	0-0
Career	23	16-7	0	0	2	4	0-0	0-0

» HALEY'S 2015 GAME-BY-GAME

Tackles (Total-Solo-Assists)
at Temple DNP; Buffalo DNP; Rutgers 2-1-1; San Diego State 3-3-0.

71 | ALBERT HALL | JR. | T

Season: Appeared in four games, primarily on special teams. **Rutgers (9/19)**: Saw time on the offensive line and special teams...Wore No. 71 and No. 86 in the same game.

5 | DAESEAN HAMILTON | SO. | WR

Career: Ranks 13th on Penn State's all-time receptions list with 96 catches, just 11 shy of Tony Johnson (107, 2000-03) and 12 shy of current PSU assistant coach Terry Smith (108, 1988-91)...Has 11 career games with 5-plus receptions. Season: Started four games. at **Temple (9/5)**: Made one catch for five yards. **Buffalo (9/12)**: Tied for second on the team with three catches for 15 yards...Caught a 5-yard touchdown pass to begin the fourth quarter. **Rutgers (9/19)**: Made a team-high five grabs for 86 yards...Caught a 48-yard pass from Hackenberg in the second quarter, the longest pass play of the season for Penn State. **San Diego State (9/26)**: Tied for game high with five receptions (Godwin)...Totaled 40 yards on his five receptions.

» HAMILTON'S RUSHING STATISTICS

	Att-Yds	Avg.	TD	LG
2014	8-32	4.0	0	11
2015	0-0	0.0	0	0
Career	8-32	4.0	0	11

» HAMILTON'S 2015 GAME-BY-GAME

Rushing (Carries-Yards-TD)
at Temple 0-0-0; Buffalo 0-0-0; Rutgers 0-0-0; San Diego State 0-0-0.

» HAMILTON'S RECEIVING STATISTICS

	Rec-Yds	Avg.	TD	LG
2014	82-899	11.0	2	51
2015	14-146	10.4	1	48
Career	96-1,045	10.9	3	51

» HAMILTON'S 2015 GAME-BY-GAME

Receiving (Receptions-Yards-TD)
at Temple 1-5-0; Buffalo 3-15-1; Rutgers 5-86-0; San Diego State 5-40-0.



99 | AUSTIN JOHNSON | JR. | DT

Season: Started four games...Ranks 38th in the FBS and 15th in the Big Ten in tackles for loss (1.5)...Tied for the team lead with 23 tackles...Returned a fumble 71 yards for his first career touchdown (high school or college) vs. San Diego State (9/26). at **Temple (9/5):** Recorded six stops...Made a tackle for loss in the fourth quarter...Helped Penn State pile up 15.0 TFL, its most since posting 15.0 vs. Michigan on Sept. 22, 2007. **Buffalo (9/12):** Registered a career-best nine tackles to help the Nittany Lions hold the Bulls to 69 rushing yards, the fewest for an opponent since Illinois (68 yds.) last year... Had 2.5 tackles for loss, including 1.5 sacks...Posted a solo sack in the second quarter and combined with Garrett Sickels for a third-quarter takedown of Bulls quarterback Joe Licata. **Rutgers (9/19):** Recorded six tackles...Collected a fourth quarter sack...Notched 2.0 tackles for loss for 11 yards... Part of a defense that held Rutgers to just three points, the fewest in a Big Ten opener since limiting Minnesota to three points in 1994...Helped limit Rutgers to 43 rushing yards, the fewest since giving up just 33 yards to Maryland last season. **San Diego State (9/26):** Had a 71-yard fumble return for a touchdown for his first career touchdown...Was his fourth career fumble recovery and Penn State's first fumble recovery for a touchdown since Mike Hull's 74-yard return vs. Navy in 2012...Recorded two tackles...Added 0.5 tackle for loss to assist Penn State amassing 9.0 TFLs in the game...Helped the defense hold SDSU to just 141 yards passing, the fewest against an FBS non-conference opponent in the regular season since giving up 134 to Kent State, Sept. 21, 2013.

» JOHNSON'S CAREER STATISTICS

	TK	UA-A	FR	FC	I	PBU	SACK	TFL
2013	27	14-13	1	0	0	0	1.0-5	3.0-10
2014	49	19-30	2	0	0	3	1.0-10	6.0-18
2015	23	6-17	1	0	0	0	2.5-24	6.0-33
Career	99	39-60	4	0	0	3	4.5-39	15.0-61

» JOHNSON'S 2015 GAME-BY-GAME

Tackles (Total-Solo-Assists)
at Temple 6-1-5; Buffalo 9-4-5; Rutgers 6-1-5; San Diego State 2-0-2.

27 | BRANDON JOHNSON | SR. | RB

Season: Appeared in four games.

99 | JOEY JULIUS | R-FR. | K

Season: Started four games at place kicker...Ranks 96th nationally with 7.5 points per game...Made his first career start in the season opener at Temple...Is one of 13 redshirt freshmen to see action...Converted his first career field goal and extra point at Temple. at **Temple (9/5):** Connected on his first career field goal attempt, a 34-yarder on Penn State's opening drive of the game...Also converted his only extra point attempt...Averaged 65.0 yards on three kickoffs with one touchback. **Buffalo (9/12):** Connected on two-of-three field goals and converted all three extra points...Made field goals of 22- and 21-yards...Averaged 63.8 yards on six kickoffs. **Rutgers (9/19):** Converted all four extra point attempts... Averaged 63.6 yards per kickoff with four touchbacks. **San Diego State (9/26):** Connected on three-of-four field goals and all four extra points...Made a career-long 40 yarder in the first quarter...Knocked through a 24-yarder in the second quarter and a 26-yarder in the fourth quarter...Had a field goal blocked for the first time in his career, a 55-yard attempt...Averaged 64.1 yards on eight kickoffs with five touchbacks.

» JULIUS' SCORING STATISTICS

	FGM-A	%	0-19	20-29	30-39	40-49	50+	LG	XP	PTS
2015	6-7	85.7	0-0	4-4	1-1	1-2	0-1	40	12-12	30
Career	6-7	85.7	0-0	4-4	1-1	1-2	0-1	40	12-12	30

» JULIUS' 2015 GAME-BY-GAME

Field Goals (Made) Missed (Blocked)
at Temple (34); Buffalo 49, (22), (21); Rutgers --; San Diego State (40), (24), 55', (26).

» JULIUS' KICKOFF STATISTICS

	No.	Yds	AVG	TB	OB
2015	22	1,409	64.0	12	1
Career	22	1,409	64.0	12	1

55 | WENDY LAURENT | JR. | C/G

Season: Appeared in two game...Made his season debut vs. Rutgers.

7 | GENO LEWIS | JR. | WR

Season: Appeared in four games. at **Temple (9/5):** Made two catches for 15 yards...Had a pair of third down receptions to keep the opening drive of the game alive, leading to a Joey Julius field goal. **Buffalo (9/12):** Made his lone catch – an 11-yard grab – late in the second quarter.

» LEWIS' CAREER STATISTICS

	Rec-Yds	Avg.	TD	LG
2013	18-234	13.0	3	59
2014	55-751	13.7	2	79
2015	3-26	8.6	0	11
Career	76-1,011	13.3	5	79

» LEWIS' 2014 GAME-BY-GAME

Receiving (Receptions-Yards-TD)
at Temple 2-15-0; Buffalo 1-11-0; Rutgers 0-0-0; San Diego State 0-0-0.

5 | JORDAN LUCAS | SR. | S

Season: Started three games...Missed his first career game against San Diego State (9/26) after appearing in 40 consecutive games...Also snapped his streak of 27 straight regular season starts vs. SDSU...Shifted from cornerback to safety in 2015...Changed uniform number from No. 9 to No. 5 vs. Rutgers, in honor of injured linebacker and roommate Nyeem Wartman-White. at **Temple (9/5):** Recorded four tackles...Combined with Brandon Bell for a tackle for loss in the fourth quarter...Helped Penn State pile up 15.0 TFL, its most since posting 15.0 vs. Michigan on Sept. 22, 2007. **Buffalo (9/12):** Notched five tackles. **Rutgers (9/19):** Recorded nine tackles...Had 1.0 tackle for loss, which was a fourth quarter sack...Also forced one fumble and added one pass breakup...Part of a defense that held Rutgers to just three points, the fewest in a Big Ten opener since limiting Minnesota to three points in 1994...Helped limit Rutgers to 43 rushing yards, the fewest since giving up just 33 yards to Maryland last season. **San Diego State (9/26):** Did not play against the Aztecs, marking the first missed game of his career after 40-straight appearances with starts in 27 of last 28 games.

» LUCAS' CAREER STATISTICS

	TK	UA-A	FR	FC	I	PBU	SACK	TFL
2012	1	1-0	0	0	0	0	0-0	0-0
2013	65	45-20	0	2	3	16	1.0-7	4.5-20
2014	58	37-21	0	0	0	9	2.0-8	4.0-10
2015	18	10-8	0	1	0	1	1.0-7	1.5-9
Career	142	93-49	0	3	3	26	4.0-22	10.0-39

» LUCAS' 2015 GAME-BY-GAME

Tackles (Total-Solo-Assists)
at Temple 4-2-2; Buffalo 5-3-2; Rutgers 9-5-4; San Diego State DNP.

22 | AKEEL LYNCH | JR. | RB

Career: Ranks 32nd on Penn State's all-time rushing list with 1,298 yards...Is tied with Franco Harris (1969-71) for 20th all-time in 100-yard rushing games with five. **Season:** Started four games. at **Temple (9/5):** Led the team with 78 rushing yards... Scored the team's first touchdown of the season on a 42-yard dash around the left side. **Buffalo (9/12):** Gained 46 yards on a team-high 19 carries. **Rutgers (9/19):** Ran for a 120 yards and one touchdown...His career-long 75-yard touchdown run in the second quarter is tied for the 29th longest rush in school history...Teamed with Saquon Barkley (195 yards) to mark the first Big Ten Conference game that Penn State had two 100-yard rushers since Evan Royster (134) and Silas Redd (131) topped the mark vs. Northwestern in 2010...Was a part of a backfield that rushed for 330 yards, the most by Penn State since the Nittany Lions ran for 338 at Illinois in 2009. **San Diego State (9/26):** Rushed for 18 yards on a team-best 10 carries.

» LYNCH'S RUSHING STATISTICS

	Att-Yds	Avg.	TD	LG
2013	60-358	6.0	1	43
2014	147-678	4.6	4	47
2015	49-262	5.3	2	75
Career	256-1,298	5.1	7	75

» LYNCH'S 2015 GAME-BY-GAME

Rushing (Carries-Yards-TD)
at Temple 10-78-1; Buffalo 19-46-0; 10-120-1; San Diego State 10-18-0.

» LYNCH'S RECEIVING STATISTICS

	Rec-Yds	Avg.	TD	LG
2013	0-0	0.0	0	-
2014	10-69	6.9	0	16
2015	2-2	1.0	0	5
Career	12-71	5.9	0	16

» LYNCH'S 2015 GAME-BY-GAME

Receiving (Receptions-Yards-TD)
at Temple 2-2-0; Buffalo 0-0-0; Rutgers 0-0-0; San Diego State 0-0-0.

70 | BRENDAN MAHON | SO. | G/C

Season: Started four games...Has started games at left guard and right tackle. at **Temple (9/5):** Helped Akeel Lynch run for 78 yards and one touchdown. **Buffalo (9/12):** Aided Penn State in piling up 200 yards rushing...Was a part of an offensive line that did not allow a sack for the first time since the 2013 season finale victory at Wisconsin. **Rutgers (9/19):** Paved the way for a pair of 100-yard rushers: Saquon Barkley (195 yards) and Akeel Lynch (120)...Helped Barkley and Lynch become first Penn State tandem to rush for 100-yard since Lynch (108) and Bill Belton (108) passed the century mark against Eastern Michigan...Helped the backfield collect a pair of 100-yard rushers in a Big Ten game for the first time since 2010 (Northwestern) when Evan Royster (134) and Silas Redd (131) topped the mark...The 330 yards rushing by Penn State were the most since the Nittany Lions ran for 338 at Illinois in 2009...The Nittany Lions rushed for 200 or more yards in consecutive games for the first time since 2009 at Illinois (338) and vs. Eastern Illinois (285)...The 471 yards of total offense were the most since Penn State had 511 in 2014 against UCF in the Croke Park Classic. **San Diego State (9/26):** Helped protect Christian Hackenberg, who threw for 296 yards and three touchdowns.

66 | ANGELO MANGIRO | SR. | C/G

Season: Started four games. at **Temple (9/5):** Helped Akeel Lynch run for 78 yards and one touchdown. **Buffalo (9/12):** Helped Penn State pile up 200 yards rushing...Was a part of an offensive line that did not allow a sack for the first time since the 2013 season finale victory at Wisconsin. **Rutgers (9/19):** Paved the way for a pair of 100-yard rushers: Saquon Barkley (195 yards) and Akeel Lynch (120)...Helped Barkley and Lynch become first Penn State tandem to rush for 100-yard since Lynch (108) and Bill Belton (108) passed the century mark against Eastern Michigan...Helped the backfield collect a pair of 100-yard rushers in a Big Ten game for the first time since 2010 (Northwestern) when Evan Royster (134) and Silas Redd (131) topped the mark...The 330 yards rushing by Penn State were the most since the Nittany Lions ran for 338 at Illinois in 2009...The Nittany Lions rushed for 200 or more yards in consecutive games for the first time since 2009 at Illinois (338) and vs. Eastern Illinois (285)...The 471 yards of total offense were the most since Penn State had 511 in 2014 against UCF in the Croke Park Classic. **San Diego State (9/26):** Helped protect Christian Hackenberg, who threw for 296 yards and three touchdowns.

9 | TRACE MCSORLEY | R-FR. | QB

Season: Appeared in one game...Made his collegiate debut vs. Rutgers...Is one of 13 redshirt freshmen to see action.



@PennStateFBall



PSUFBall

2015

PSUnrivald.com

GoPSUsports.com

95 | CARL NASSIB | SR. | DE

Season: Started four games...Leads the FBS in forced fumbles (0.75) and sacks (1.75)...Sits second in the Big Ten and third in the FBS in tackles for loss (2.3). at **Temple (9/5):** Led the team with a career-high 10 tackles...Made 2.5 tackle for loss, including his second career solo sack in the second quarter... Helped Penn State pile up 15.0 TFL, its most since posting 15.0 vs. Michigan on Sept. 22, 2007. **Buffalo (9/12):** Grabbed his first career interception in the second quarter after the pass was tipped by Anthony Zettel...Recorded a career-high 3.0 sacks... Accounted for 3.0 tackles for loss...Also forced two fumbles in the fourth quarter...Was instrumental on a defense that held the Bulls to 69 rushing yards, the fewest for an opponent since Illinois (68 yds.) last year...Is the first Nittany Lion with two forced fumbles in a single game since Sean Stanley had two at Temple on Sept. 17, 2011. **Rutgers (9/19):** Made four tackles...Added 1.5 tackles for loss, which included a sack of Chris Laviano for a loss of 13 yards in the fourth quarter...Part of a defense that held Rutgers to just three points, the fewest in a Big Ten opener since limiting Minnesota to three points in 1994...Helped limit Rutgers to 43 rushing yards, the fewest since giving up just 33 yards to Maryland last season. **San Diego State (9/26):** Notched his third forced fumble of the season in the fourth quarter and the fifth of his career...The fumble was returned 71 yards for a touchdown by Austin Johnson...Made two solo tackles, both were sacks...His 2.0 tackles for loss helped Penn State amass 9.0 TFLs in the game...Assisted the defense holding SDSU to just 141 yards passing, the fewest against an FBS non-conference opponent in the regular season since giving up 134 to Kent State, Sept. 21, 2013.

» NASSIB'S CAREER STATISTICS

	TK	UA-A	FR	FC	I	PBU	SACK	TFL
2013	12	11-1	0	1	0	1	1.0-8	2.0-25
2014	7	4-3	0	1	0	1	1.0-5	3.5-22
2015	21	11-10	0	3	1	1	7.0-56	9.0-59
Career	40	26-14	0	5	1	3	9.0-69	14.5-106

» NASSIB'S 2015 GAME-BY-GAME

Tackles (Total-Solo-Assists)

at Temple 10-4-6; Buffalo 5-4-1; Rutgers 4-1-3; San Diego State 2-2-0.

59 | ANDREW NELSON | SO. | T

Season: Started two games...Has started games at left and right tackle. at **Temple (9/5):** Helped Akeel Lynch run for 78 yards and one touchdown.

21 | AMANI ORUWARIYE | R-FR. | S

Season: Appeared in four games...Is one of 13 redshirt freshmen to see action. **Rutgers (9/19):** Recorded his first career tackle on kickoff coverage to start the third quarter.

» ORUWARIYE'S CAREER STATISTICS

	TK	UA-A	FR	FC	I	PBU	SACK	TFL
2015	1	1-0	0	0	0	0	0-0	0-0
Career	1	1-0	0	0	0	0	0-0	0-0

» ORUWARIYE'S 2015 GAME-BY-GAME

Tackles (Total-Solo-Assists)

at Temple 0-0-0; Buffalo 0-0-0; Rutgers 1-1-0 San Diego State 0-0-0.

73 | PARIS PALMER | JR. | T

Season: Appeared in four games with three starts...Started his first career game in the season opener at Temple. at **Temple (9/5):** Helped Akeel Lynch run for 78 yards and one touchdown. **Buffalo (9/12):** Started the second half and helped Penn State to 17 points...Aided the Nittany Lions in gaining 202 yards on 31 plays (6.5 avg.) in the second half. **Rutgers (9/19):** Paved the way for a pair of 100-yard rushers: Saquon Barkley (195 yards) and Akeel Lynch (120)...Helped Barkley and Lynch become first Penn State tandem to rush for 100-yard since Lynch (108) and Bill Belton (108) passed the century mark against Eastern Michigan...Helped the backfield collect a pair of 100-yard rushers in a Big Ten game for the first time since 2010 (Northwestern) when Evan Royster (134) and Silas Redd (131) topped the mark...The 330 yards rushing by Penn State were the most since the Nittany Lions ran for 338 at Illinois in 2009...The Nittany Lions rushed for 200 or more yards in consecutive games for the first time since 2009 at Illinois (338) and vs. Eastern Illinois (285)...The 471 yards of total offense were the most since Penn State had 511 in 2014 against UCF in the Croke Park Classic. **San Diego State (9/26):** Helped protect Christian Hackenberg, who threw for 296 yards and three touchdowns.

92 | DANIEL PASQUARIELLO | SO. | P

Season: Started two games at punter. at **Temple (9/5):** Tied his career-high with nine punts (at Indiana, 2014)...Averaged 39.0 yards per punt...Hit a pair of 50-plus yard punts, including a 55-yarder on his first kick of the game...Placed three of his kicks inside the 20. **Buffalo (9/12):** Hit three punts for an average of 38.3 yards per punt...Hit a 55-yard punt on his first punt of the second quarter.

» PASQUARIELLO'S PUNTING STATISTICS

	P-Yds	Avg.	I-20	FC	50+	LG	BLK
2014	47-1,754	37.3	13	11	1	63	0
2015	12-466	38.8	3	0	3	55	0
Career	59-2,220	37.7	16	11	3	63	0

» PASQUARIELLO'S 2015 GAME-BY-GAME

Punting (Punts-Yards-Average)

at Temple 9-351-39.0; Buffalo 3-115-38.3; Rutgers DNP; San Diego State DNP.

10 | BRANDON POLK | FR. | WR

Season: Appeared in four games with two starts...Started his first career game in the season opener at Temple...Is one of two true freshmen to start...Is one of five true freshmen to see action...With DeAndre Thompson scoring a rushing TD vs. Rutgers, the duo is the first Penn State wide receiver pair with rushing scores in the same season since 2008 when Derrick Williams and Chaz Powell both had rushing touchdowns. at **Temple (9/5):** Rushed for 50 yards on two carries...Caught one pass for no gain...Took the handoff on the jet sweep on Penn State's first play from scrimmage and raced 33 yards down the right sideline...Also had a 17-yard rush in the second quarter. **Buffalo (9/12):** Rushed three times for 45 yards and his first career touchdown...Took his first rush of the game 33 yards over the left side of the offensive line for a score...Also rushed for 20 yards on a third quarter carry...Teamed with Saquon Barkley to become the first true freshmen duo to score touchdowns in the same game since Justin King and Derrick Williams both had touchdown receptions in the 2005 at Northwestern. **Rutgers (9/19):** Rushed one time for six yards. **San Diego State (9/26):** Had one rush for a 1-yard gain.

» POLK'S RUSHING STATISTICS

	Att-Yds	Avg.	TD	LG
2015	7-102	14.6	1	33
Career	7-102	14.6	1	33

» POLK'S 2015 GAME-BY-GAME

Rushing (Carries-Yards-TD)

at Temple 2-50-0; Buffalo 3-45-1; Rutgers 1-6-0; San Diego State 1-1-0.

» POLK'S RECEIVING STATISTICS

	Rec-Yds	Avg.	TD	LG
2015	1-0	0.0	0	0
Career	1-0	0.0	0	0

» POLK'S 2015 GAME-BY-GAME

Receiving (Receptions-Yards-TD)

at Temple 1-0-0; Buffalo 0-0-0; Rutgers 0-0-0; San Diego State 0-0-0.

42 | TROY REEDER | R-FR. | LB

Season: Appeared in four games with three starts...Is one of 13 redshirt freshmen to see action...Made his first career start vs. Buffalo...Tied for team lead with 23 tackles. at **Temple (9/5):** Made two tackles...Made his first career tackle in the fourth quarter... Posted his first career TFL on the next play...Helped Penn State pile up 15.0 TFL, its most since posting 15.0 vs. Michigan on Sept. 22, 2007. **Buffalo (9/12):** Recorded seven tackles in his first career start. **Rutgers (9/19):** Recorded a career-high eight tackles...Added 1.0 tackle for loss...Part of a defense that held Rutgers to just three points, the fewest in a Big Ten opener since limiting Minnesota to three points in 1994...Helped limit Rutgers to 43 rushing yards, the fewest since giving up just 33 yards to Maryland last season. **San Diego State (9/26):** Recorded six tackles...Made 0.5 tackle for loss to help Penn State amass 9.0 TFLs in the game...Assisted the defense holding SDSU to just 141 yards passing, the fewest against an FBS non-conference opponent in the regular season since giving up 134 to Kent State, Sept. 21, 2013.

» REEDER'S CAREER STATISTICS

	TK	UA-A	FR	FC	I	PBU	SACK	TFL
2015	23	12-11	0	0	0	0	0-0	2.5-7
Career	23	12-11	0	0	0	0	0-0	2.5-7

» REEDER'S 2015 GAME-BY-GAME

Tackles (Total-Solo-Assists)

at Temple 2-1-1; Buffalo 7-5-2; Rutgers 8-4-4; San Diego State 6-2-4.

68 | KEVIN REIHNER | SR. | G/C

Season: Appeared in four games...Seen time primarily on special teams.

29 | JOHN REID | FR. | CB

Season: Played four games this season with two starts...Started his first career game in the season opener at Temple...Is one of two true freshmen to start...Is one of five true freshmen to see action. at **Temple (9/5):** Made five tackles, including a pair of solo stops. **Buffalo (9/12):** Recorded one tackle. **Rutgers (9/19):** Grabbed his first career interception in the third quarter, returning it 44 yards...Recorded his first fumble recovery in the fourth quarter and returned it 19 yards... Made two tackles...Part of a defense that held Rutgers to just three points, the fewest in a Big Ten opener since limiting Minnesota to three points in 1994...Helped limit Rutgers to 43 rushing yards, the fewest since giving up just 33 yards to Maryland last season. **San Diego State (9/26):** Recorded two solo tackles...Had one pass breakup... Helped the defense hold SDSU to just 141 yards passing, the fewest against an FBS non-conference opponent in the regular season since giving up 134 to Kent State, Sept. 21, 2013.

» REID'S CAREER STATISTICS

	TK	UA-A	FR	FC	I	PBU	SACK	TFL
2015	10	6-4	1	0	1	3	0-0	0-0
Career	10	6-4	1	0	1	3	0-0	0-0

» REID'S 2015 GAME-BY-GAME

Tackles (Total-Solo-Assists)

at Temple 5-2-3; Buffalo 1-1-0; Rutgers 2-1-1 San Diego State 2-2-0.

94 | EVAN SCHWAN | JR. | DE

Season: Appeared in four games. at **Temple (9/5):** Made two tackles. **Buffalo (9/12):** Recorded a career-high four tackles... Helped the Nittany Lions hold the Bulls to 69 rushing yards, the fewest for an opponent since Illinois (68 yds.) last season. **Rutgers (9/19):** Made two tackles...Part of a defense that held Rutgers to just three points, the fewest in a Big Ten opener since limiting Minnesota to three points in 1994...Helped limit Rutgers to 43 rushing yards, the fewest since giving up just 33 yards to Maryland last season.

» SCHWAN'S CAREER STATISTICS

	TK	UA-A	FR	FC	I	PBU	SACK	TFL
2013	4	1-3	0	0	0	0	0-0	0.5-0
2014	6	4-2	0	0	0	0	0-0	0-0
2015	8	1-7	0	0	0	0	0-0	0-0
Career	18	6-12	0	0	0	0	0-0	0.5-0

» SCHWAN'S 2015 GAME-BY-GAME

Tackles (Total-Solo-Assists)

at Temple 2-1-1; Buffalo 4-0-4; Rutgers 2-0-2; San Diego State 0-0-0.



24 | NICK SCOTT | R-FR. | RB

Season: Appeared in three games...Is one of 13 redshirt freshmen to see action. at **Temple (9/5):** Made two tackles on special teams...Combined with Matt Zanellato for the stop on the game's opening kickoff...Made a solo stop on a first quarter punt. **Buffalo (9/12):** Returned his first career kickoff... Took the opening kickoff 58 yards...His 58-yard kick return was the longest for a Penn State player since Chaz Powell had a 92-yard return against Purdue in 2011...Also made one special teams tackle on a kickoff return. **Rutgers (9/19):** Rushed one time for five yards...Returned two kickoffs for 57 yards (28.0 ypr), with a long of 34 yards. **San Diego State (9/26):** Completed his first career passing attempt for 32 yards to Chris Godwin...Was the longest completion by a non-quarterback since RB Eric McCoo threw a 63-yard touchdown pass against Illinois in 2001...The completion was the first for a non-quarterback since 2011 (Curtis Drake, Nebraska)...Rushed six times for nine yards...Returned three kickoffs for 72 yards...All three kickoff returns were for 20-plus yards (20, 24, 28).

» SCOTT'S RUSHING STATISTICS

	Att-Yds	Avg.	TD	LG
2015	7-14	2.0	0	5
Career	7-14	2.0	0	5

» SCOTT'S 2015 GAME-BY-GAME

Rushing (Carries-Yards-TD)

at Temple 0-0-0; Buffalo 0-0-0; Rutgers 1-5-0; San Diego State 6-9-0.

» SCOTT'S KICK RETURN STATISTICS

	No.	Yds	Avg.	TD	LG
2015	6	187	31.2	0	58
Career	6	187	31.2	0	58

» SCOTT'S 2015 GAME-BY-GAME

Kick Off Returns (Returns-Yards-TD-YPR)

at Temple 0-0-0-0.0; Buffalo 1-58-0-58.0; Rutgers 2-57-0-28.5; San Diego State 3-72-0-24.0.

90 | GARRETT SICKELS | SO. | DE

Season: Started four games...Forced first career fumble against San Diego State. at **Temple (9/5):** Made a career-best four tackles...Added 1.0 TFL with a stop behind the line of scrimmage in the third quarter...Helped Penn State pile up 15.0 TFL, its most since posting 15.0 vs. Michigan on Sept. 22, 2007. **Buffalo (9/12):** Recorded one tackle, which was a 0.5 sack...Combined with Austin Johnson on a third quarter sack for a loss of three yards...Helped the Nittany Lions hold the Bulls to 69 rushing yards, the fewest for an opponent since Illinois (68 yds.) last year. **Rutgers (9/19):** Made one tackle... Part of a defense that held Rutgers to just three points, the fewest in a Big Ten opener since limiting Minnesota to three points in 1994...Helped limit Rutgers to 43 rushing yards, the fewest since giving up just 33 yards to Maryland last season. **San Diego State (9/26):** Forced his first fumble of his career late in the second quarter, which was recovered by Anthony Zettel, to lead to a Penn State touchdown...Made three tackles and added one pass breakup...Had 0.5 sack as part of Penn State's 9.0 TFL effort in the game...Helped the defense hold SDSU to just 141 yards passing, the fewest against an FBS non-conference opponent in the regular season since giving up 134 to Kent State, Sept. 21, 2013.

» SICKELS' CAREER STATISTICS

	TK	UA-A	FR	FC	I	PBU	SACK	TFL
2014	11	7-4	0	0	0	0	2.0-10	3.0-12
2015	9	3-6	0	1	0	1	1.0-7	2.0-10
Career	20	10-10	0	1	0	1	3.0-17	5.0-22

» SICKELS' 2015 GAME-BY-GAME

Tackles (Total-Solo-Assists)

at Temple 4-2-2; Buffalo 1-0-1; Rutgers 1-0-1; San Diego State 3-1-2.

12 | JORDAN SMITH | JR. | CB

Season: Appeared in four games. at **Temple (9/5):** Made two stops. **San Diego State (9/26):** Made one tackle.

» SMITH'S CAREER STATISTICS

	TK	UA-A	FR	FC	I	PBU	SACK	TFL
2013	5	3-2	0	0	0	0	0-0	0-0
2014	0	0-0	0	0	0	0	0-0	0-0
2015	3	1-2	0	0	0	0	0-0	0-0
Career	8	4-4	0	0	0	0	0-0	0-0

» SMITH'S 2015 GAME-BY-GAME

Tackles (Total-Solo-Assists)

at Temple 2-0-2; Buffalo 0-0-0; Rutgers 0-0-0; San Diego State 1-1-0.

3 | DEANDRE THOMPSON | R-FR. | WR

Season: Appeared in four games...Is one of 13 redshirt freshmen to see action...Combined with Brandon Polk (vs. Buffalo) to become the first Penn State wide receiver pair with rushing touchdowns in the same season since 2008 when Derrick Williams and Chaz Powell both had rushing scores. at **Temple (9/5):** Had one rush for no gain. **Buffalo (9/12):** Logged four punt returns for 71 yards (14.2 ypr)...Ran back his first career punt 58 yards to set up Penn State's first score of the game...His 58-yard return was the longest by a Nittany Lion since Derrick Williams' 63-yard punt return for a touchdown at Wisconsin in 2008...The 58-yard return was also the longest non-scoring punt return since Mike Archie had a 62-yard return at Michigan State in 1993. **Rutgers (9/19):** Scored his first career touchdown on a 6-yard rush in the second quarter... Returned three punts for 20 yards (6.7 ypr). **San Diego State (9/26):** Returned four punts for 17 yards...Had a long punt return of 10 yards in the second quarter.

» THOMPSON'S RUSHING STATISTICS

	Att-Yds	Avg.	TD	LG
2015	3-1	0.3	1	2
Career	3-1	0.3	1	2

» THOMPSON'S 2015 GAME-BY-GAME

Rushing (Carries-Yards-TD)

at Temple 1-0-0; Buffalo 0-0-0; Rutgers 2-1-1; San Diego State 0-0-0.

» THOMPSON'S PUNT RETURN STATISTICS

	No.	Yds	Avg.	TD	LG
2015	11	108	9.8	0	58
Career	11	108	9.8	0	58

» THOMPSON'S 2015 GAME-BY-GAME

Punt Returns (Returns-Yards-TD-YPR)

at Temple 0-0-0-0.0; Buffalo 4-71-0-17.8; 3-20-0-6.7; San Diego State 4-17-0-4.2.

25 | VON WALKER | JR. | LB

Season: Appeared in four games with one start...Made his second career start vs. Buffalo (Northwestern, 2014). at **Temple (9/5):** Made one special teams tackle. **Buffalo (9/12):** Made his second career start and contributed one tackle. **Rutgers (9/19):** Recorded one tackle.

» WALKER'S CAREER STATISTICS

	TK	UA-A	FR	FC	I	PBU	SACK	TFL
2013	4	3-1	0	0	0	0	0-0	0-0
2014	12	5-7	0	0	0	0	0-0	1.0-2
2015	3	1-2	0	0	0	0	0-0	0-0
Career	19	9-10	0	0	0	0	0-0	1.0-2

» WALKER'S 2015 GAME-BY-GAME

Tackles (Total-Solo-Assists)

at Temple 1-0-1; Buffalo 1-1-0; Rutgers 1-0-1; San Diego State 0-0-0.

5 | NYEEM WARTMAN-WHITE | JR. | LB

Season: Started the season opener at Temple...Suffered a season-ending injury in the second quarter at Temple. at **Temple (9/5):** Made two solo tackles before leaving the game due to injury...Was playing for the first time in his hometown of Philadelphia.

» WARTMAN-WHITE'S CAREER STATISTICS

	TK	UA-A	FR	FC	I	PBU	SACK	TFL
2012	1	1-0	0	0	0	0	0-0	0-0
2013	32	17-15	0	1	0	4	1.0-4	2.5-8
2014	75	32-43	0	0	1	0	0-0	3.5-5
2015	2	2-0	0	0	0	0	0-0	0-0
Career	110	52-58	0	1	1	4	1.0-4	6.0-13

» WARTMAN-WHITE'S 2015 GAME-BY-GAME

Tackles (Total-Solo-Assists)

at Temple 2-2-0; Buffalo INJ; Rutgers INJ; San Diego State INJ.

11 | BRENT WILKERSON | JR. | TE

Season: Started four games...Made his first career start in the season opener at Temple.

» WILKERSON'S RECEIVING STATISTICS

	Rec-Yds	Avg.	TD	LG
2014	2-18	9.0	1	11
2015	0-0	0.0	0	0
Career	2-18	9.0	1	11

» WILKERSON'S 2015 GAME-BY-GAME

Receiving (Receptions-Yards-TD)

at Temple 0-0-0; Buffalo 0-0-0; Rutgers 0-0-0; San Diego State 0-0-0.

93 | ANTOINE WHITE | R-FR. | DE

Season: Appeared in four games...Is one of 13 redshirt freshmen to see action. **Rutgers (9/19):** Ended the night with a career-high three tackles...Made his first career stop late in the third quarter...Added 0.5 tackle for loss, which was a combined sack with Torrence Brown in the fourth quarter... It was his first career TFL and sack. **San Diego State (9/26):** Made three tackles for the second game in a row...Recorded 0.5 sack for a loss of three yards, combining with Tarow Barney in the fourth quarter...Finished with 1.0 TFL with the half-sack and a half-TFL when teaming with Jason Cabinda for a tackle for loss in the fourth quarter...Was a part of a defensive unit that amassed 9.0 TFLs in the game.

» WHITE'S DEFENSIVE STATISTICS

	TK	UA-A	FR	FC	I	PBU	SACK	TFL
2015	6	2-4	0	0	0	0	1.0-5	1.5-6
Career	6	2-4	0	0	0	0	1.0-5	1.5-6

» WHITE'S 2015 GAME-BY-GAME

Tackles (Total-Solo-Assists)

at Temple 0-0-0; Buffalo 0-0-0; Rutgers 3-1-2; San Diego State 3-1-2.



10 | TREVOR WILLIAMS | SR. | CB

Season: Started four games...Surpassed his career total in tackles for loss with 2.0 TFL in the season opener at Temple. at **Temple (9/5):** Tied his career high with six tackles... Recorded 2.0 tackles for loss...Had a tackle for loss in the first and second quarters...Helped Penn State pile up 15.0 TFL, its most since posting 15.0 vs. Michigan on Sept. 22, 2007. **Buffalo (9/12):** Collected five tackles, all solo. **Rutgers (9/19):** Made two tackles...Part of a defense that held Rutgers to just three points, the fewest in a Big Ten opener since limiting Minnesota to three points in 1994...Helped limit Rutgers to 43 rushing yards, the fewest since giving up just 33 yards to Maryland last season. **San Diego State (9/26):** Made one tackle...Helped the defense hold SDSU to just 141 yards passing, the fewest against an FBS non-conference opponent in the regular season since giving up 134 to Kent State, Sept. 21, 2013.

» WILLIAMS' DEFENSIVE STATISTICS

	TK	UA-A	FR	FC	I	PBU	SACK	TFL
2013	24	17-7	0	0	2	8	0-0	0-0
2014	27	22-5	0	1	2	5	0-0	1.5-2
2015	14	10-4	0	0	0	1	0-0	2.0-4
Career	65	49-16	0	1	4	13	0-0	3.5-6

» WILLIAMS' 2015 GAME-BY-GAME

Tackles (Total-Solo-Assists)

at Temple 6-4-2; Buffalo 5-5-0; Rutgers 2-1-1; San Diego State 1-0-1.

8 | GARY WOOTEN JR. | JR. | LB

Season: Appeared in three games. at **Temple (9/5):** Recorded three tackles...Made 1.0 TFL in the fourth quarter...Helped Penn State pile up 15.0 TFL, its most since posting 15.0 vs. Michigan on Sept. 22, 2007. **San Diego State (9/26):** Made one tackle.

» WOOTEN JR.'S CAREER STATISTICS

	TK	UA-A	FR	FC	I	PBU	SACK	TFL
2013	6	3-3	0	0	0	0	0-0	0-0
2014	12	5-7	0	0	0	0	0-0	1.5-3
2015	4	2-2	0	0	0	0	0-0	1.0-2
Career	22	10-12	0	0	0	0	0-0	2.5-5

» WOOTEN JR.'S 2015 GAME-BY-GAME

Tackles (Total-Solo-Assists)

at Temple 3-2-1; Buffalo DNP; Rutgers 0-0-0; San Diego State 1-0-1.

77 | CHASZ WRIGHT | R-FR. | G

Season: Appeared in three games...Is one of 13 redshirt freshmen to see action...Has seen action on special teams.

44 | TYLER YAZUJIAN | JR. | LS

Season: Appeared in four games...Has handled all of the long snapping duties since the beginning of 2014.

80 | MATT ZANELLATO | SR. | WR

Season: Appeared in four games. at **Temple (9/5):** Combined with Nick Scott for the tackle on the game's opening kickoff.

» ZANELLATO'S RECEIVING STATISTICS

	Rec-Yds	Avg.	TD	LG
2012	2-19	9.5	0	11
2013	4-53	13.2	0	18
2014	0-0	0.0	0	0
2015	0-0	0.0	0	0
Career	6-72	12.0	0	18

» ZANELLATO'S 2015 GAME-BY-GAME

Receiving (Receptions-Yards-TD)

at Temple 0-0-0; Buffalo 0-0-0; Rutgers 0-0-0; San Diego State 0-0-0.

98 | ANTHONY ZETTEL | SR. | DT

Career: Ranks 15th place in Penn State history with 16.5 career sacks, just 0.5 away from Justin Kurpeikis (1997-00) and Maurice Evans (2006-08) for 13th and 1.5 away from Don Graham (1983-86) and Bob White (1983-86) for 11th... Has 32.0 tackles for loss, tying him with Todd Atkins (1992-95) for 15th all-time at Penn State...Trails Anthony Adams (33.0 TFL) for 14th place on TFL list...Was the only FBS player ranked among the national leaders in sacks and interceptions per game in 2014...Became the first Penn State defensive lineman since at least 1959 with at least three interceptions in a season in 2014. **Season:** Started four games this season. **Awards:** Selected as the Big Ten Co-Defensive Player of the Week (Sept. 28) for the first time in his career after his performance against San Diego State. at **Temple (9/5):** Made five tackles...Logged 2.5 tackles for loss...Made back-to-back tackles for loss on Temple's final drive of the second quarter... Combined with Carl Nassib for a TFL in the third quarter... Helped Penn State pile up 15.0 TFL, its most since posting 15.0 vs. Michigan on Sept. 22, 2007. **Buffalo (9/12):** Made five tackles...Deflected a pass that Carl Nassib grabbed for an interception in the second quarter...Helped the Nittany Lions hold the Bulls to 69 rushing yards, the fewest for an opponent since Illinois (68 yds.) last year. **Rutgers (9/19):** Recorded two tackles...Part of a defense that held Rutgers to just three points, the fewest in a Big Ten opener since limiting Minnesota to three points in 1994...Helped limit Rutgers to 43 rushing yards, the fewest since giving up just 33 yards to Maryland last season. **San Diego State (9/26):** Recorded a career-high seven tackles, surpassing his previous career high of six tackles that occurred three times in his career, most recently against Boston College in the Pinstripe Bowl...Made his second career fumble recovery...Registered 2.5 tackles for loss, including 0.5 sack, to help Penn State amass 9.0 TFLs in the game... Assisted the defense holding SDSU to just 141 yards passing, the fewest against an FBS non-conference opponent in the regular season since giving up 134 to Kent State, Sept. 21, 2013.

» ZETTEL'S CAREER STATISTICS

	TK	UA-A	FR	FC	I	PBU	SACK	TFL
2012	15	10-5	0	0	0	2	4.0-19	4.0-19
2013	16	11-5	0	0	1	2	4.0-32	6.0-43
2014	42	28-14	1	1	3	5	8.0-46	17.0-65
2015	12	6-6	1	0	0	1	0.5-3	5.0-15
Career	92	49-30	2	1	4	10	16.5-100	32.0-154

» ZETTEL'S 2015 GAME-BY-GAME

Tackles (Total-Solo-Assists)

at Temple 5-3-2; Buffalo 5-2-3; Rutgers 2-1-1; San Diego State 7-3-4.



PENN STATE GAME-BY-GAME

	at TEM	BUF	RUT	SDSU	ARMY	IND	at OSU	at UMD	ILL	at NW	MICH	at MSU
First Downs	9	15	17	19								
Rushing	4	9	13	2								
Passing	4	5	4	14								
Penalty	1	1	-	3								
Net Yards Rushing	77	200	330	72								
Rushing Attempts	27	39	41	34								
Average Per Rush	2.9	5.1	8.0	2.1								
Rushing Touchdowns	1	2	4	-								
Yards Gained	141	220	342	115								
Yards Lost	64	20	12	43								
Net Yards Passing	103	128	141	328								
Completions	11	14	10	22								
Attempts	25	27	19	36								
Interceptions	1	-	1	-								
Yards Per Attempt	4.1	4.7	7.4	9.1								
Yards Per Completion	9.4	9.1	14.1	14.9								
Passing Touchdowns	-	1	-	3								
Total Offensive Yards	180	328	471	400								
Plays	52	66	60	70								
Yards Per Play	3.5	5.0	7.8	5.7								
Fumbles-Lost	1-0	0-0	0-0	1-1								
Penalties-Yards	6-39	7-65	8-80	5-37								
Punts-Yards	9-351	3-115	5-205	7-294								
Yards Per Punt	39.0	38.3	41.0	42.0								
Net Yards Per Punt	33.2	38.3	41.2	37.0								
Inside 20	3	-	5	1								
50+ Yard Kicks	2	1	1	2								
Touchbacks	-	-	-	2								
Fair Catch	-	-	3	1								
Kickoffs-Yards	3-195	6-383	5-318	8-513								
Yards Per Kickoff	65.0	63.8	63.6	64.1								
Net Yards Per Kickoff	44.7	42.3	42.0	31.4								
Touchbacks	1	3	4	5								
Punt Returns	4	5	3	4								
Yards	33	71	20	17								
Touchdowns	-	-	-	-								
Yards Per PR	8.2	14.2	6.7	4.2								
Kickoff Returns	5	2	2	4								
Yards	128	76	57	98								
Touchdowns	-	-	-	24.5								
Yards Per KR	25.6	38.0	28.5	-								
Interceptions	-	1	2	-								
Yards	-	10	44	-								
Touchdowns	-	-	-	-								
Fumble Returns	-	-	1	1								
Yards	-	-	19	71								
Touchdowns	-	-	-	1								
Miscellaneous Yards	-	-	-	-								
Possession Times	23:45	29:34	27:21	34:34								
1st Quarter	6:51	9:24	8:08	10:28								
2nd Quarter	4:54	6:06	7:53	11:16								
3rd Quarter	6:36	7:13	5:24	6:26								
4th Quarter	5:24	6:51	5:56	6:24								
3rd-Down Conversions	2-13	6-15	4-12	4-15								
4th-Down Conversions	0-1	1-3	0-2	-								
Red Zone Scoring	1-1	4-5	3-4	5-5								
Touchdowns	-	2	3	2								
Field Goals	1	2	-	3								
Sacks By/Yards	2/17	6-47	5-51	5-33								
PAT Kicks	1/1	3/3	4/4	4/4								
Field Goals	1/1	2/3	-	3/4								
Total Points	10	27	28	37								
Touchdowns Rushing	1	2	4	-								
Touchdowns Passing	-	1	-	3								
Touchdown Returns	-	-	-	-								
Other Touchdowns	-	-	-	1								
Safeties	-	-	-	-								
Kick PAT/Attempts	1/1	3/3	4/4	4/4								
2pt PAT/Attempts	-	-	-	-								
Field Goals/Attempts	1/1	2/3	-	3/4								
Points Off Turnovers	-	3	-	21								

OPPONENT GAME-BY-GAME

	at TEM	BUF	RUT	SDSU	ARMY	IND	at OSU	at UMD	ILL	at NW	MICH	at MSU
First Downs	15	15	20	13								
Rushing	6	4	5	5								
Passing	7	10	14	7								
Penalty	2	1	1	1								
Net Yards Rushing	149	69	43	101								
Rushing Attempts	43	33	32	34								
Average Per Rush	3.5	2.1	1.3	3.0								
Rushing Touchdowns	3	-	-	1								
Yards Gained	194	119	99	142								
Yards Lost	45	50	56	41								
Net Yards Passing	168	205	251	141								
Completions	16	24	27	10								
Attempts	21	35	42	29								
Interceptions	-	1	2	-								
Yards Per Attempt	8.0	5.9	6.0	4.9								
Yards Per Completion	10.5	8.5	9.3	14.1								
Passing Touchdowns	-	2	-	1								
Total Offensive Yards	317	274	294	242								
Plays	64	68	74	63								
Yards Per Play	5.0	4.0	4.0	3.8								
Fumbles-Lost	1-1	2-0	3-1	4-3								
Penalties-Yards	5-35	14-107	8-29	4-32								
Punts-Yards	7-328	7-295	8-335	8-313								
Yards Per Punt	46.9	42.1	41.9	39.1								
Net Yards Per Punt	39.3	32.0	36.9	37.0								
Inside 20	2	1	1	1								
50+ Yard Kicks	3	-	1	-								
Touchbacks	1	-	1	-								
Fair Catch	-	-	3	1								
Kickoffs-Yards	6-360	3-124	2-130	4-248								
Yards Per Kickoff	60.0	41.3	65.0	62.0								
Net Yards Per Kickoff	38.7	16.0	36.5	37.5								
Touchbacks	-	-	-	-								
Punt Returns	5	-	1	2								
Yards	52	-	(-1)	(-5)								
Touchdowns	-	-	-	-								
Yards Per PR	10.4	-	(-1.0)	(-2.5)								
Kickoff Returns	2	3	1	2								
Yards	36	54	8	137								
Touchdowns	-	-	-	1								
Yards Per KR	18.0	18.0	8.0	68.5								
Interceptions	1	-	1	-								
Yards	26	-	-	-								
Touchdowns	-	-	-	-								
Fumble Returns	-	-	-	-								
Yards	-	-	-	-								
Touchdowns	-	-	-	-								
Miscellaneous Yards	-	-	-	-								
Possession Times	36:15	30:26	32:39	25:26								
1st Quarter	8:09	5:36	6:52	4:32								
2nd Quarter	10:06	8:54	7:07	3:44								
3rd Quarter	8:24	7:47	9:36	8:34								
4th Quarter	9:36	8:09	9:04	8:36								
3rd-Down Conversions	7-17	5-16	5-15	5-17								
4th-Down Conversions	0-1	2-3	0-1	0-1								
Red Zone Scoring	3-4	2-2	1-1	2-2								
Touchdowns	2	2	-	2								
Field Goals	1	-	1	-								
Sacks By/Yards	10-64	-	-	2-9								
PAT Kicks	3/3	2/2	-	3/3								
Field Goals	2/2	0/1	1/1	-								
Total Points	27	14	3	21								
Touchdowns Rushing	3	-	-	1								
Touchdowns Passing	-	2	-	1								
Touchdown Returns	-	-	-	1								
Other Touchdowns	-	-	-	-								
Safeties	-	-	-	-								
Kick PAT/Attempts	3/3	2/2	-	3/3								
2pt PAT/Attempts	-	-	-	-								
Field Goals/Attempts	2/2	0/1	1/1	-								
Points Off Turnovers	7	-	-	7								

INDIVIDUAL GAME-BY-GAME

RUSHING

(ATT-YDS-TD)	at TEM	BUF	RUT	SDSU	ARMY	IND	at OSU	at UMD	ILL	at NW	MICH	at MSU
Allen, Mark	2-7-0	1-2-0	3-(-1)-0	5-5-0								
Barkley, Saquan	1-1-0	12-115-1	21-195-2	8-62-0								
Hackenberg, Christian	11-(-59)-0	2-4-0	2-3-0	3-(-6)-0								
Lynch, Akeel	10-78-1	19-46-0	10-120-1	10-18-0								
Polk, Brandon	2-50-0	3-45-1	1-6-0	1-1-0								
Scott, Nick	-	-	1-5-0	6-9-0								
TEAM	-	2-(-12)-0	1-1-0	1-(-17)-0								
Thompkins, DeAndre	1-0-0	-	2-1-1	-								

RECEIVING

(REC-YDS-TD)	at TEM	BUF	RUT	SDSU	ARMY	IND	at OSU	at UMD	ILL	at NW	MICH	at MSU
Allen, Mark	-	-	-	2-29-1								
Barkley, Saquan	-	-	-	1-22-1								
Blacknall, Saeed	-	-	-	4-101-0								
Carter, Kyle	-	2-13-0	-	3-47-0								
Gesicki, Mike	-	3-14-0	1-6-0	2-11-0								
Godwin, Chris	5-81-0	5-75-0	4-49-0	5-78-1								
Hamilton, DaeSean	1-5-0	3-15-0	5-86-0	5-40-0								
Lewis, Geno	2-15-0	1-11-0	-	-								
Lynch, Akeel	2-2-0	-	-	-								
Polk, Brandon	1-0-0	-	-	-								

PASSING

Christian Hackenberg

	Comp.	Att.	Yds.	TD	INT
at Temple	11	25	103	-	1
BUFFALO	14	27	128	1	-
RUTGERS	10	19	141	-	1
SAN DIEGO ST.	21	35	296	3	-
ARMY					
INDIANA					
at Ohio State					
at Maryland					
ILLINOIS					
at Northwestern					
MICHIGAN					
Michigan State					

Trace McSorley

	Comp.	Att.	Yds.	TD	INT
at Temple			DNP		
BUFFALO	-	-	-	-	-
RUTGERS			DNP		
SAN DIEGO ST.			DNP		
ARMY					
INDIANA					
at Ohio State					
at Maryland					
ILLINOIS					
at Northwestern					
MICHIGAN					
Michigan State					

Nick Scott

	Comp.	Att.	Yds.	TD	INT
at Temple	-	-	-	-	-
BUFFALO	-	-	-	-	-
RUTGERS	-	-	-	-	-
SAN DIEGO ST.	1	1	32	-	-
ARMY					
INDIANA					
at Ohio State					
at Maryland					
ILLINOIS					
at Northwestern					
MICHIGAN					
Michigan State					

KICKING & PUNTING

KICKOFFS

Season	KO	Total Yards	TB	OB	Kick Avg.	Rtrns	Rtn Yds	Yds/Rtn
Julius	22	1,409	13	1	64.0	8	235	29.4

Season	KO	Total Yards	TB	OB	Kick Avg.	Rtrns	Rtn Yds	Yds/Rtn
at Temple	3	195	1	-	65.0	2	36	18.0
BUFFALO	6	383	3	-	63.8	3	54	18.0
RUTGERS	5	318	4	-	63.6	1	8	8.0
SAN DIEGO ST.	8	513	5	1	64.1	2	137	68.5
ARMY								
INDIANA								
at Ohio State								
vs. Maryland								
ILLINOIS								
at Northwestern								
MICHIGAN								
at Michigan State								

PUNTING

Game	No	Total Yds	Avg	Long	FC	I20	50+	Blk
Pasquariello	12	466	38.8	55	-	3	3	-
Gulla	12	499	41.6	52	4	6	3	-

Game	No	Total Yds	Avg	Long	FC	I20	50+	Blk
at Temple	9	351	39.0	55	-	3	2	-
BUFFALO	3	115	38.3	55	-	-	1	-
RUTGERS	5	205	41.0	52	3	5	1	-
SAN DIEGO ST.	7	294	42.0	51	1	1	2	-
ARMY								
INDIANA								
at Ohio State								
vs. Maryland								
ILLINOIS								
at Northwestern								
MICHIGAN								
at Michigan State								

INDIVIDUAL GAME-BY-GAME

TACKLES

(TTL-UA-A)	at TEM	BUF	RUT	SDSU	ARMY	IND	at OSU	at UMD	ILL	at NW	MICH	at MSU
Allen, Marcus	3-2-1	6-3-3	11-7-4	1-0-1								
Apke, Troy	1-0-1	3-2-1	1-1-0	3-3-0								
Barney, Tarow	1-0-1	1-0-1	-	2-0-2								
Bell, Brandon	7-4-3	DNP	9-4-5	4-3-1								
Bowen, Manny	-	-	2-1-1	-								
Brown, Torrence	-	-	2-0-2	-								
Cabinda, Jason	7-3-4	6-2-4	6-3-3	4-0-4								
Campbell, Christian	3-2-1	3-1-2	-	2-0-2								
Cooper, Jake	-	3-3-0	-	-								
Cothran, Curtis	1-0-1	1-0-1	2-2-0	2-1-1								
Cothren, Parker	-	2-0-2	1-1-0	2-0-2								
Godwin, Chris	1-1-0	-	-	2-1-1								
Golden, Malik	-	2-0-2	2-1-1	3-1-2								
Haley, Grant	DNP	DNP	2-1-1	3-3-0								
Johnson, Austin	6-1-5	9-4-5	6-1-5	2-0-2								
Lucas, Jordan	4-2-2	5-3-2	9-5-4	DNP								
Nassib, Carl	10-4-6	5-4-1	4-1-3	2-2-0								
Oruwariye, Amani	-	-	1-1-0	-								
Pasquariello, Daniel	1-1-0	-	DNP	DNP								
Reeder, Troy	2-1-1	7-5-2	8-4-4	6-2-4								
Reid, John	5-2-3	1-1-0	2-1-1	2-2-0								
Schwan, Evan	2-1-1	4-0-4	2-0-2	-								
Scott, Nick	2-1-1	1-1-0	-	-								
Sickels, Garrett	4-2-2	1-0-1	1-0-1	3-1-2								
Smith, Jordan	2-0-2	-	-	1-1-0								
Walker, Von	1-0-1	1-1-0	1-0-1	-								
Wartman-White, Nyeem	2-2-0	INJ	INJ	INJ								
White, Antoine	-	-	3-1-2	3-1-2								
Williams, Trevor	6-4-2	5-5-0	2-1-1	1-0-1								
Wooten Jr., Gary	3-2-1	DNP	-	1-0-1								
Zanellato, Matt	1-0-1	-	-	-								
Zettel, Anthony	5-3-2	5-2-3	2-1-1	7-3-4								

TFL & SACKS

TFL (Sacks)	at TEM	BUF	RUT	SDSU	ARMY	IND	at OSU	at UMD	ILL	at NW	MICH	at MSU
Barney, Tarow	0.5 (-)	-	-	0.5 (0.5)								
Bell, Brandon	2.5 (1.0)	-	-	-								
Bowen, Manny	-	-	0.5 (-)	-								
Brown, Torrence	-	-	1.0 (0.5)	-								
Cabinda, Jason	-	-	0.5 (-)	-								
Cooper, Jake	-	1.0 (1.0)	-	-								
Cothran, Curtis	0.5 (-)	-	1.0 (1.0)	1.0 (1.0)								
Johnson, Austin	1.0 (-)	2.5 (1.5)	2.0 (1.0)	0.5 (-)								
Lucas, Jordan	0.5 (-)	-	1.0 (1.0)	DNP								
Nassib, Carl	2.5 (1.0)	3.0 (3.0)	1.5 (1.0)	2.0 (2.0)								
Reeder, Troy	1.0 (-)	-	1.0 (-)	0.5 (-)								
Sickels, Garrett	1.0 (-)	0.5 (0.5)	-	0.5 (0.5)								
White, Antoine	-	-	0.5 (0.5)	1.0 (0.5)								
Williams, Trevor	2.0 (-)	-	-	-								
Wooten Jr., Gary	1.0 (-)	-	-	-								
Zettel, Anthony	2.5 (-)	-	-	2.5 (0.5)								
TEAM TOTAL	15.0 (2.0)	7.0 (6.0)	9.0 (5.0)	9.0 (5.0)								

INDIVIDUAL GAME-BY-GAME

ALL-PURPOSE YARDS

	Total	at TEM	BUF	RUT	SDSU	ARMY	IND	at OSU	at UMD	ILL	at NW	MICH	at MSU
Barkley, Saquon	395	1	115	195	84								
Godwin, Chris	283	81	75	49	78								
Lynch, Akeel	264	80	46	120	18								
Scott, Nick	201	-	58	62	81								
Farmer, Koa	154	128	DNP	-	26								
Hamilton, DaeSean	146	5	15	86	40								
Thompkins, DeAndre	109	-	71	21	17								
Polk, Brandon	102	50	45	6	1								
Blacknall, Saeed	101	-	-	-	101								
Allen, Mark	75	40	2	-1	34								
Carter, Kyle	60	-	13	-	47								
Reid, John	44	-	-	44	-								
Gesicki, Mike	31	-	14	6	11								
Lewis, Geno	26	15	11	-	-								
Golden, Malik	18	-	18	-	-								
Nassib, Carl	10	-	10	-	-								
TEAM	(-28)	-	(-12)	1	(-17)								
Hackenberg, Christian	(-58)	(-59)	4	3	(-6)								

RED ZONE RECAP

PENN STATE

Opponent	Series	Result	Pct.
at Temple	1/1	FG	100%
BUFFALO	4/5	2 TD, 2 FG, 1 End of Half	80%
RUTGERS	3/4	3 TD, 1 INT	75%
SAN DIEGO ST.	5/5	2 TD, 3 FG	100%
ARMY			
INDIANA			
at Ohio State			
vs. Maryland			
ILLINOIS			
at Northwestern			
MICHIGAN			
at Michigan State			
TOTAL	13/15	7 TD, 6 FG 1 End of Half, 1 INT	86%

OPPONENT

Opponent	Series	Result	Pct.
at Temple	3/4	2 TD, 1 FG, 1 Downs	75%
BUFFALO	2/2	2 TD	100%
RUTGERS	1/1	FG	100%
SAN DIEGO ST.	2/2	2 TD	100%
ARMY			
INDIANA			
at Ohio State			
vs. Maryland			
ILLINOIS			
at Northwestern			
MICHIGAN			
at Michigan State			
TOTAL	8/9	6 TD, 2 FG 1 Downs	88%

GAME LEADERS

Opponent	Rushing Attempts	Rushing Yards	Receptions	Receiving Yards	All Purpose Yards	Tackles
at Temple	Hackenberg - 11	Lynch - 78	Godwin - 5	Godwin - 81	Farmer - 128	Nassib - 10
BUFFALO	Lynch - 19	Barkley - 115	Godwin - 5	Godwin - 75	Barkley - 115	Johnson - 9
RUTGERS	Barkley - 21	Barkley - 195	Hamilton - 5	Hamilton - 86	Barkley - 195	Allen - 11
SAN DIEGO ST.	Lynch - 10	Barkley - 62	Hamilton/Godwin - 5	Blacknall - 101	Blacknall - 101	Zettel - 7
ARMY						
INDIANA						
at Ohio State						
at Maryland						
ILLINOIS						
at Northwestern						
MICHIGAN						
Michigan State						



TURNOVER BY GAME

PENN STATE: 8 GAINED

TYPE	QTR	PLAYER	PLAYS/ YDS	1st DWNS	RESULT
at Temple (1)					
Fumble	2	Brown by Walker	3/0	-	Punt
BUFFALO (1)					
Interception	2	Nassib of Licata	4-7	-	FG
RUTGERS (3)					
Interception	2	Haley of Laviano	2/12	1	End of Half
Interception	3	Reid of Laviano	4/9	-	Downs
Fumble	4	Reid by Agudosi	4/8	-	Downs
SAN DIEGO STATE (1)					
Fumble	2	Godwin by Mills	4/27	1	TD
Fumble	2	Zettel by Pumphrey	6/23	1	TD
Fumble	4	Johnson by Smith	-	-	TD

OPPONENT: 3 GAINED

TYPE	QTR	PLAYER	PLAYS/ YDS	1st DWNS	RESULT
at Temple (1)					
Interception	3	Finch of Hackenberg	1/2	-	TD
BUFFALO (0)					
None					
RUTGERS (1)					
Interception	4	Cioffi of Hackenberg	6/20	2	Punt
SAN DIEGO STATE (1)					
Fumble	3	Bussey by Thompkins	6/21	1	TD



TURNOVERS BY PLAYER

FUMBLES

(# - Lost)	at TEM	BUF	RUT	SDSU	ARMY	IND	at OSU	at UMD	ILL	at NW	MICH	at MSU
Hackenberg, Christian	1-0	-	-	-								
Thompkins, DeAndre	-	-	-	1-1								

FORCED FUMBLES

	at TEM	BUF	RUT	SDSU	ARMY	IND	at OSU	at UMD	ILL	at NW	MICH	at MSU
Apke, Troy	-	-	1	-								
Bell, Brandon	1	DNP	-	-								
Lucas, Jordan	-	-	1	DNP								
Nassib, Carl	-	2	-	1								
Sickels, Garrett	-	-	-	1								

FUMBLES RECOVERED

	at TEM	BUF	RUT	SDSU	ARMY	IND	at OSU	at UMD	ILL	at NW	MICH	at MSU
Brown, Torrence	1	-	-	-								
Godwin	-	-	-	1								
Johnson, Austin	-	-	-	1								
Reid, John	-	-	1	-								
Zettel, Anthony	-	-	-	1								

INTERCEPTIONS

	at TEM	BUF	RUT	SDSU	ARMY	IND	at OSU	at UMD	ILL	at NW	MICH	at MSU
Haley, Grant	DNP	DNP	1	-								
Nassib, Carl	-	1	-	-								
Reid, John	-	-	1	-								



SCORING SUMMARY

Game	Plays	Yards	Time	Result	Qtr.
Scoring Play					
at Temple (2)	8	53	1:53	FG	1
Julius field goal (34 yards)					
	6	75	2:41	TD	1
Lynch 42 yard run (Julius kick)					
BUFFALO (5)	2	24	0:37	TD	2
Polk 22 yard run (Julius kick)					
	4	7	1:54	FG	2
Julius field goal (22 yards)					
	12	51	5:07	FG	3
Julius field goal (21 yards)					
	4	62	1:25	TD	4
Hamilton 5 yard pass from Hackenberg (Julius kick)					
	6	74	1:54	TD	4
Barkley 9 yard run (Julius kick)					
RUTGERS (4)	12	80	6:02	TD	2
Thompkins 2 yard run (Julius kick)					
	8	90	3:27	TD	2
Barkley 15 yard run (Julius kick)					
	1	75	0:10	TD	2
Lynch 75 yard run (Julius kick)					
	2	70	0:45	TD	4
Barkley 16 yard run (Julius kick)					
SAN DIEGO STATE (7)	7	66	3:42	TD	1
Barkley 22 yard pass from Hackenberg (Julius kick)					
	7	53	3:18	FG	1
Julius field goal (40 yards)					
	7	72	2:49	FG	2
Julius field goal (24 yards)					
	4	27	1:30	TD	2
Allen, Mark 13 yard pass from Hackenberg (Julius kick)					
	6	23	0:38	TD	2
Godwin 11 yard pass from Hackenberg (Julius kick)					
	--	--	--	TD	4
Johnson, A. 71 yard fumble return (Julius kick)					
	8	52	2:51	FG	4
Julius field goal (26 yards)					

SCORING BREAKDOWN

PENN STATE DRIVES

Totals: 17 scoring drives (11 TD, 6 FG)
Special Teams/Defensive Touchdown: 1
 Johnson, A. - 71 yd. Fumble Return, SDSU

LONGEST DRIVES BY:

Plays: 12 RUTGERS (9/19)
 12 BUFFALO (9/12)

Yards: 90 RUTGERS (9/19)
 80 RUTGERS (9/19)

Time: 6:02 RUTGERS (9/19)
 5:07 BUFFALO (9/12)

OPPONENT DRIVES

Totals: 10 scoring drives (2 TD, 3 FG)
Special Teams/Defensive Touchdown: 1
 Penny - 100 yd Kickoff Return, SDSU

LONGEST DRIVES BY:

Plays: 16 Rutgers (9/19)
 13 Buffalo (9/12)

Yards: 93 Temple (9/5)
 82 Buffalo (9/12)

Time: 7:13 Rutgers (9/19)
 6:40 Temple (9/5)



LONG PLAY BREAKDOWN

BY YARDAGE

Yards	Type	Player(s)	Opponent
75*	Rush	Lynch, Akeel	Rutgers
71*	FR	Johnson, Austin	San Diego State
58	PR	Thompkins, DeAndre	Buffalo
58	KR	Scott, Nick	Buffalo
54	Rush	Barkley, Saquon	Rutgers
48	Pass	Hamilton, D. from Hackenberg, Christian	Rutgers
46	Pass	Blacknall, S. from Hackenberg, Christian	San Diego State
45	Pass	Blacknall, S. from Hackenberg, Christian	San Diego State
44	INT	Reid, John	Rutgers
42*	Rush	Lynch, Akeel	at Temple
40	Rush	Barkley, Saquon	Rutgers
38	Pass	Godwin, Chris from Hackenberg, Christian	Buffalo
35	Pass	Carter, Kyle from Hackenberg, Christian	San Diego State
34	Rush	Barkley, Saquon	San Diego State
34	KR	Scott, Nick	Rutgers
35	KR	Farmer, Koa	at Temple
33	Rush	Barkley, Saquon	Buffalo
33	Rush	Polk, Brandon	at Temple
32	Pass	Godwin, Chris from Scott, Nick	San Diego State
30	Pass	Godwin, Chris from Hackenberg, Christian	Rutgers
30	Pass	Godwin, Chris from Hackenberg, Christian	at Temple
30	KR	Farmer, Koa	at Temple
28	KR	Scott, Nick	San Diego State
26	KR	Farmer, Koa	San Diego State
25	KR	Farmer, Koa	at Temple
24	KR	Scott, Nick	San Diego State
24	Rush	Barkley, Saquon	Buffalo
23	KR	Scott, Nick	Rutgers
22*	Pass	Barkley, Saquon from Hackenberg, Christian	San Diego State
22*	Rush	Polk, Brandon	Buffalo
21	Rush	Barkley, Saquon	San Diego State
20	KR	Scott, Nick	San Diego State
20	KR	Farmer, Koa	at Temple
20	Rush	Polk, Brandon	Buffalo

PENN STATE [34 PLAYS]

Play	#	Long	Play	Opponent
Passing:	9	48	Hamilton, DaeSean from Hackenberg, C.	Buffalo
Rushing:	11	75*	Lynch, Akeel,	Rutgers
KR:	11	58	Scott, Nick	Buffalo
PR:	1	58	Thompkins, DeAndre	Buffalo
FR:	1	71*	Johnson, Austin	San Diego State
INT:	1	44	Reid, John	Rutgers

Opp.	#	Long	Play	Type
at Temple	7	42*	Lynch, Akeel	Rush
BUFFALO	7	58	Thompkins, DeAndre/Scott, Nick	PR/KR
RUTGERS	8	75*	Lynch, Akeel	Rush
SAN DIEGO ST.	12	71*	Johnson, Austin	FR
ARMY				
INDIANA				
at Ohio State				
vs. Maryland				
ILLINOIS				
at Northwestern				
MICHIGAN				
at Michigan State				

OPPONENTS [15 PLAYS]

Play	#	Long	Play	Opponent
Passing:	7	31	Holder, Mikah from Smith, Maxwell	San Diego State
Rushing:	4	55	Penny, Rashaad	San Diego State
KR:	3	100*	Penny, Rashaad	San Diego State
INT:	1	26	Finch, Sharif	Temple

Opp.	#	Long	Play	Type
at Temple	8	31	Thomas, Jahad	Rush
BUFFALO	-	-	-	-
RUTGERS	2	30	Patton, Andre from Laviano, Chris	Pass
SAN DIEGO ST.	5	100*	Penny, Rashaad	KR
ARMY				
INDIANA				
at Ohio State				
vs. Maryland				
ILLINOIS				
at Northwestern				
MICHIGAN				
at Michigan State				

* - touchdown scored on play



LONG PLAY BREAKDOWN

Saquon Barkley

2015: 7 (6 Rushing, 1 Receiving, 1 TD)
Career: 7 (6 Rushing, 1 Receiving, 1 TD)

2015 Long:

Rushing: 54 yds vs Rutgers
 Reception: 22 yds from Hackenberg, vs San Diego State, TD

Career Long:

Rushing: 54 yds vs Rutgers (2015)
 Reception: 22 yds from Hackenberg, vs San Diego State, TD (2015)

Saeed Blacknall

2015: 2 (2 Receiving)
Career: 3 (3 Receiving, 1 TD)

2015 Long:

Reception: 46 yds from Hackenberg, San Deigo State

Career Long:

Reception: 46 yds from Hackenberg, San Deigo State (2015)

Adam Breneman

2015: None
Career: 3 (3 Receiving, 1 TD)

2015 Long:

None

Career Long:

Reception: 68 yds at Wisconsin (2013)

Kyle Carter

2015: 1 (1 Receiving)
Career: 5 (5 Receiving)

2015 Long:

Reception: 35 yds from Hackenberg vs. San Diego State

Career Long:

Reception: 35 yds from Hackenberg vs. San Diego State (2015)

Koa Farmer

2015: 5 (5 KR)
Career: 5 (5 KR)

2015 Long:

KR: 35 yds at Temple

Career Long:

KR: 35 yds at Temple (2015)

Mike Gesicki

2015: None
Career: 2 (2 Receiving)

2015 Long:

None

Career Long:

Reception: 30 yds vs Michigan State (2014)

Chris Godwin

2015: 4 (4 Receiving)
Career: 7 (7 Receiving, 1 TD)

2015 Long:

Reception: 38 yds from Hackenberg vs Buffalo

Career Long:

Reception: 72 yds from Hackenberg vs Boston College, TD (2014)

Christian Hackenberg

2015: 8 (8 Passing)
Career: 75 (75 Passing, 16 TD)

2015 Long:

Pass: 48 yd pass to Hamilton vs Rutgers

Career Long:

Pass: 79 yd pass to Lewis vs UCF, TD (2014)

Grant Haley

2015: None
Career: 20 (1 INT, 19 KR, 1 TD)

2015 Long:

None

Career Long:

INT: 30 yds vs Temple, TD (2014)
 KR: 44 yds vs UCF (2014)

DaeSean Hamilton

2015: 1 (1 Receiving)
Career: 10 (10 Receiving)

2015 Long:

Reception: 48 yds vs Rutgers

Career Long:

Reception: 51 yds vs Northwestern (2014)

Austin Johnson

2015: 1 (1 FR, 1 TD)
Career: 1 (1 FR, 1 TD)

2015 Long:

FR: 71 yds vs San Diego State, TD

Career Long:

FR: 71 yds vs San Diego State, TD (2015)

Geno Lewis

2015: None
Career: 28 (14 Receiving, 14 KR, 3 TD)

2015 Long:

None

Career Long:

Reception: 79 yd pass vs UCF, TD (2014)
 KR: 44 yds vs UCF (2013)

Jordan Lucas

2015: None
Career: 1 (1 INT)

2015 Long:

None

Career Long:

INT: 22 yds vs Purdue (2013)

Akeel Lynch

2015: 2 (2 Rushing, 2 TD)
Career: 12 (12 Rushing, 3 TD)

2015 Long:

Rushing: 75 yds vs Rutgers, TD

Career Long:

Rushing: 75 yds vs Rutgers, TD (2015)

Brandon Polk

2015: 3 (3 Rushing)
Career: 3 (3 Rushing)

2015 Long:

Rushing: 33 yds at Temple

Career Long:

Rushing: 33 yds at Temple (2015)

John Reid

2015: 1 (1 INT)
Career: 1 (1 INT)

2015 Long:

INT: 44 yds vs Rutgers

Career Long:

INT: 44 yds vs Rutgers (2015)

Nick Scott

2015: 7 (1 Passing, 6 KR)
Career: 7 (1 Passing, 6 KR)

2015 Long:

Passing: 32 yds to Godwin vs San Diego State
 KR: 58 yds vs Buffalo

Career Long:

Passing: 32 yds to Godwin vs San Diego State (2015)
 KR: 58 yds vs Buffalo (2015)

DeAndre Thompkins

2015: 1 (1 PR)
Career: 1 (1 PR)

2015 Long:

PR: 58 yds vs Buffalo

Career Long:

PR: 58 yds vs Buffalo (2015)

Von Walker

2015: None
Career: 5 (4 KR, 1 PR)

2015 Long:

None

Career Long:

KR: 35 yds vs Akron (2014)
 PR: 22 yds vs Eastern Michigan (2013)

Trevor Williams

2015: None
Career: 4 (1 INT, 3 KR)

2015 Long:

None

Career Long:

INT: 33 yds at Wisconsin (2013)
 KR: 23 yds 2x vs Indiana (2012)

Anthony Zettel

2015: 1 (1 INT, 1 TD)
Career: 1 (1 INT, 1 TD)

2015 Long:

None

Career Long:

INT: 40 yds vs Ohio State, TD (2014)



SEASON SUPERLATIVES

PENN STATE INDIVIDUAL

Rushes	21, Barkley, Saquon; Rutgers (9/19)
Yards Rushing	195, Barkley, Saquon; Rutgers (9/19)
TD Rushes	2, Barkley, Saquon; Rutgers (9/19)
Long Rush	75, Lynch, Akeel; Rutgers (9/19)
Pass Attempts	35, Hackenberg, Christian; San Diego State (9/26)
Pass Completions	21, Hackenberg, Christian; San Diego State (9/26)
Yards Passing	296, Hackenberg, Christian; San Diego State (9/26)
TD Passes	3, Hackenberg, Christian; San Diego State (9/26)
Long Pass	48, Hackenberg, Christian to Hamilton, DaeSean; Rutgers (9/19)
Receptions	5, Five Times Hamilton, DaeSean & Godwin, Chris; San Diego State (9/26)
Yards Receiving	101, Blacknall, Saeed; San Diego State (9/26)
TD Receptions	1, Four Times Last: Allen, Mark, Barkley, Saquon & Godwin, Chris; San Diego State (9/26)
Long Reception	48, Hamilton, DaeSean; Rutgers (9/19)
Field Goals	3, Julius, Joey; San Diego State (9/26)
Long Field Goal	40, Julius, Joey; San Diego State (9/26)
Punts	9, Pasquariello, Daniel; at Temple (9/5)
Punting Avg	42.0, Gulla, Chris; San Diego State (9/26)
Long Punt	55, Pasquariello, Daniel; at Temple (9/5) Pasquariello, Daniel; Buffalo (9/12)
Punts Inside 20	5, Gulla, Chris; Rutgers (9/19)
Long Punt Return	58, Thompkins, DeAndre; Buffalo (9/12)
Long Kickoff Return	58, Scott, Nick; Buffalo (9/12)
Tackles	11, Allen, Marcs; Rutgers (9/19)
Sacks	3.0, Nassib, Carl; Buffalo (9/12)
Tackles For Loss	3.0, Nassib, Carl; Buffalo (9/12)
Interceptions	1, Haley, Grant; Rutgers (9/19) Reid, John; Rutgers (9/19) Nassib, Carl; Buffalo (9/12)

OPPONENT INDIVIDUAL

Rushes	29, Thomas, Jahad; Temple (9/5)
Yards Rushing	135, Thomas, Jahad; Temple (9/5)
TD Rushes	2, Thomas, Jahad; Temple (9/5)
Long Rush	55, Penny, Rashaad; San Diego State (9/26)
Pass Attempts	42, Laviano, Chris; Rutgers (9/19)
Pass Completions	27, Laviano, Chris; Rutgers (9/19)
Yards Passing	251, Laviano, Chris; Rutgers (9/19)
TD Passes	2, Licata, Joe; Buffalo (9/12)
Long Pass	31, Smith, Maxwell to Holder, Mikah; San Diego State (9/26)
Receptions	8, Willoughby, Ron; Buffalo (9/12)
Yards Receiving	80, Agudosi, Carlton; Rutgers (9/19) Willoughby, Ron; Buffalo (9/12)
TD Receptions	1, McGill, Marcus; Buffalo (9/12) Willoughby, Ron; Buffalo (9/12)
Long Reception	31, Holder, Mikah; San Diego State (9/26)
Field Goals	2, Jones, Austin; Temple (9/5)
Long Field Goal	40, Jones, Austin; Temple (9/5)
Punts	8, Blain, Tanner; San Diego State (9/26) Roth, Joey; Rutgers (9/19)
Punting Avg	46.9, Starzyk, Alex; Temple (9/5)
Long Punt	60, Starzyk, Alex; Temple (9/5)
Punts Inside 20	2, Starzyk, Alex; Temple (9/5)
Long Punt Return	19, Anderson, Robby; Temple (9/5)
Long Kickoff Return	100, Penny, Rashaad; San Diego State (9/26)
Tackles	10, Fely, Jake; San Diego State (9/26)
Sacks	3.0, Matakevich, Tyler; Temple (9/5)
Tackles For Loss	3.0, Matakevich, Tyler; Temple (9/5)
Interceptions	1, Cioffi, Anthony; Rutgers (9/19) Finch, Sharif; Temple (9/5)

PENN STATE TEAM

PENN STATE TEAM

	Highs	Lows
Rushes	41, Rutgers; 9/19	27, Buffalo; 9/12
Yards Rushing	330, Rutgers; 9/19	72, San Diego State; 9/26
Yards Per Rush	8.0, Rutgers; 9/19	2.1, San Diego State; 9/26
TD Rushes	4, Rutgers; 9/19	0, San Diego State; 9/26
Pass attempts	36, San Diego State; 9/26	19, Rutgers; 9/19
Pass completions	22, San Diego State; 9/26	10, Rutgers; 9/19
Yards Passing	296, San Diego State; 9/26	103, Buffalo; 9/12
Yards Per Pass	9.1, San Diego State; 9/26	4.1, Buffalo; 9/12
TD Passes	3, San Diego State; 9/26	0, Rutgers; 9/19 0, Temple; 9/5
Total Plays	70, San Diego State; 9/26	52, Buffalo; 9/12
Total Offense	471, Rutgers; 9/19	180, Buffalo; 9/12
Yards Per Play	7.8, Rutgers; 9/19	3.5, Buffalo; 9/12
Points	37, San Diego State; 9/26	10, Buffalo; 9/12
Sacks By	6, Buffalo; 9/12	2, Buffalo; 9/12
First Downs	19, San Diego State; 9/26	9, Buffalo; 9/12
Penalties	8, Rutgers; 9/19	5, San Diego State; 9/26
Penalty Yards	80, Rutgers; 9/19	37, San Diego State; 9/26
Turnovers	1, Three Times (SDSU; 9/26)	0, Buffalo; 9/12
Interceptions By	2, Rutgers; 9/19	0, San Diego State; 9/26 0, Temple; 9/5
Punts	9, at Temple; 9/5	3, Buffalo; 9/12
Punting Avg	42.0, San Diego State; 9/26	38.3, Buffalo; 9/12
Long Punt	55, at Temple; 9/5 55, Buffalo; 9/12	--
Punts inside 20	5, Rutgers; 9/19	0, Buffalo; 9/12
Long Punt Return	58, Buffalo; 9/12	--

OPPONENT TEAM

OPPONENT TEAM

	Highs	Lows
Rushes	43, Temple; 9/5	32, Rutgers; 9/19
Yards Rushing	149, Temple; 9/5	43, Rutgers; 9/19
Yards Per Rush	3.5, Temple; 9/5	1.3, Rutgers; 9/19
TD Rushes	3, Temple; 9/5	0, Three Times (SDSU; 9/26)
Pass attempts	42, Rutgers; 9/19	21, Temple; 9/5
Pass completions	27, Rutgers; 9/19	10, San Diego State; 9/26
Yards Passing	251, Rutgers; 9/19	141, San Diego State; 9/26
Yards Per Pass	8.0, Temple; 9/5	4.9, San Diego State; 9/26
TD Passes	2, Buffalo; 9/12	0, Twice (Rutgers; 9/19)
Total Plays	74, Rutgers; 9/19	63, San Diego State; 9/26
Total Offense	317, Temple; 9/5	242, San Diego State; 9/26
Yards Per Play	5.0, Temple; 9/5	3.8, San Diego State; 9/26
Points	27, Temple; 9/5	3, Rutgers; 9/19
Sacks By	10, Temple; 9/5	0, Twice (Rutgers; 9/19)
First Downs	20, Rutgers; 9/19	13, San Diego State; 9/26
Penalties	14, Buffalo; 9/12	4, San Diego State; 9/26
Penalty Yards	107, Buffalo; 9/12	29, Rutgers; 9/19
Turnovers	3, San Diego State; 9/26	1, Temple; 9/5 3, Rutgers; 9/19
Interceptions By	2, Rutgers; 9/19	0, Rutgers; 9/19 0, Buffalo; 9/12
Punts	8, San Diego State; 9/26	7, Temple; 9/5
	8, Rutgers; 9/19	7, Buffalo; 9/12
Punting Avg	46.9, at Temple; 9/5	39.1, San Diego State; 9/26
Long Punt	60, at Temple; 9/5	--
Punts inside 20	2, at Temple; 9/5	1, Three Times (SDSU; 9/26)
Long Punt Return	19, at Temple; 9/5	--



PARTICIPATION CHART

	at TEM	BUF	RUT	SDSU	ARMY	IND	at OSU	at UMD	ILL	at NW	MICH	at MSU
Allen, Marcus (4/4)	ST	ST	ST	ST								
Allen, Mark (4/-)	P	P	P	P								
Apke, Troy (4/-)	P	P	P	P								
Baney, Matthew (4/-)	P	P	P	P								
Barkley, Saquon (4/-)	P	P	P	P								
Barney, Tarow (4/-)	P	P	P	P								
Beh, Noah (4/-)	P	P	P	P								
Bell, Brandon (3/3)	ST	--	ST	ST								
Blacknall, Saeed (4/-)	P	P	P	P								
Bowen, Manny (4/-)	P	P	P	P								
Brosnan, Brendan (1/-)	--	--	P	--								
Brown, Torrence (4/-)	P	P	P	P								
Cabinda, Jason (4/4)	ST	ST	ST	ST								
Campbell, Christian (4/-)	P	P	P	P								
Carter, Kyle (4/1)	P	P	ST	P								
Cooper, Jake (4/-)	P	P	P	P								
Cothran, Curtis (4/-)	P	P	P	P								
Cothren, Parker (4/-)	P	P	P	P								
Dowrey, Derek (4/3)	P	ST	ST	ST								
Dudas, Jordan (4/-)	P	P	P	P								
Farmer, Koa (3/-)	P	--	P	P								
Gaia, Brian (4/4)	ST	ST	ST	ST								
Gesicki, Mike (4/3)	ST	ST	P	ST								
Godwin, Chris (4/2)	P	ST	ST	P								
Golden, Malik (4/1)	P	P	P	ST								
Gulla, Chris (4/-)	P	P	P	P								
Hackenberg, Christian (4/4)	ST	ST	ST	ST								
Haley, Grant (2/2)	--	--	ST	ST								
Hall, Albert (4/-)	P	P	P	P								
Hamilton, DaeSean (4/4)	ST	ST	ST	ST								
Johnson, Austin (4/4)	ST	ST	ST	ST								
Johnson, Brandon (4/-)	P	P	P	P								
Julius, Joey (4/-)	P	P	P	P								
Laurent, Wendy (2/-)	--	--	P	P								
Lewis, Geno (4/-)	P	P	P	P								
Lucas, Jordan (3/3)	ST	ST	ST	ST								
Lynch, Akeel (4/4)	ST	ST	ST	ST								
Mahon, Brendan (4/4)	ST	ST	ST	ST								
Mangiro, Angelo (4/4)	ST	ST	ST	ST								
McSorley, Trace (1/-)	--	--	P	--								
Nassib, Carl (4/4)	ST	ST	ST	ST								
Nelson, Andrew (2/2)	ST	ST	--	--								
Oruwariye, Armani (4/-)	P	P	P	P								
Palmer, Paris (4/3)	ST	P	ST	ST								
Pasquariello, Daniel (2/-)	P	P	--	--								
Polk, Brandon (4/2)	ST	P	P	ST								
Reeder, Troy (4/3)	P	ST	ST	ST								
Reid, John (4/2)	ST	ST	P	P								
Reihner, Kevin (4/-)	P	P	P	P								
Schwan, Evan (4/-)	P	P	P	P								
Scott, Nick (4/-)	P	P	P	P								
Sickels, Garrett (4/4)	ST	ST	ST	ST								
Smith, Jordan (4/-)	P	P	P	P								
Thompkins, DeAndre (4/-)	P	P	P	P								
Walker, Von (4/1)	P	ST	P	P								
Wartman-White, Nyeem (1/1)	ST	--	--	--								
White, Antoine (4/-)	P	P	P	P								
Wilkerson, Brent (4/4)	ST	ST	ST	ST								
Williams, Trevor (4/4)	ST	ST	ST	ST								
Wooten Jr., Gary (3/-)	P	--	P	P								
Wright, Chasz (3/-)	P	P	P	--								
Yazujian, Tyler (4/-)	P	P	P	P								
Zanellato, Matt (4/-)	P	P	P	P								
Zettel, Anthony (4/4)	ST	ST	ST	ST								

KEY: ST - Start | P - Participated | (-) - Non-Participant | INJ - Injured

2015 Penn State Football
Penn State Overall Team Statistics (as of Sep 26, 2015)
All games

Team Statistics	PSU	OPP
SCORING	102	65
Points Per Game	25.5	16.2
Points Off Turnovers	24	14
FIRST DOWNS	60	63
Rushing	28	20
Passing	27	38
Penalty	5	5
RUSHING YARDAGE	679	362
Yards gained rushing	818	554
Yards lost rushing	139	192
Rushing Attempts	141	142
Average Per Rush	4.8	2.5
Average Per Game	169.8	90.5
TDs Rushing	7	4
PASSING YARDAGE	700	765
Comp-Att-Int	57-107-2	77-127-3
Average Per Pass	6.5	6.0
Average Per Catch	12.3	9.9
Average Per Game	175.0	191.2
TDs Passing	4	3
TOTAL OFFENSE	1379	1127
Total Plays	248	269
Average Per Play	5.6	4.2
Average Per Game	344.8	281.8
KICK RETURNS: #-Yards	13-359	8-235
PUNT RETURNS: #-Yards	16-141	8-46
INT RETURNS: #-Yards	3-54	2-26
KICK RETURN AVERAGE	27.6	29.4
PUNT RETURN AVERAGE	8.8	5.8
INT RETURN AVERAGE	18.0	13.0
FUMBLES-LOST	2-1	10-5
PENALTIES-Yards	26-221	31-203
Average Per Game	55.2	50.8
PUNTS-Yards	24-965	30-1271
Average Per Punt	40.2	42.4
Net punt average	36.6	36.3
KICKOFFS-Yards	22-1409	15-862
Average Per Kick	64.0	57.5
Net kick average	38.6	33.5
TIME OF POSSESSION/Game	28:48	31:12
3RD-DOWN Conversions	16/55	22/65
3rd-Down Pct	29%	34%
4TH-DOWN Conversions	1/6	2/6
4th-Down Pct	17%	33%
SACKS BY-Yards	18-148	12-73
MISC YARDS	0	0
TOUCHDOWNS SCORED	12	8
FIELD GOALS-ATTEMPTS	6-8	3-4
ON-SIDE KICKS	0-0	0-0
RED-ZONE SCORES	(13-15) 87%	(8-9) 89%
RED-ZONE TOUCHDOWNS	(7-15) 47%	(6-9) 67%
PAT-ATTEMPTS	(12-12) 100%	(8-8) 100%
ATTENDANCE	291495	69176
Games/Avg Per Game	3/97165	1/69176
Neutral Site Games		0/0

Score by Quarters	1st	2nd	3rd	4th	OT	Total
Penn State	20	48	3	31	0	102
Opponents	7	14	24	20	0	65



2015 Penn State Football
Penn State Overall Individual Statistics (as of Sep 26, 2015)
All games

Rushing	gp-gs	att	gain	loss	net	avg	td	lg	avg/g
Barkley, Saquon	4-0	42	386	13	373	8.9	3	54	93.2
Lynch, Akeel	4-4	49	276	14	262	5.3	2	75	65.5
Polk, Brandon	4-2	7	102	0	102	14.6	1	33	25.5
Scott, Nick	4-0	7	15	1	14	2.0	0	5	3.5
Allen, Mark	4-0	11	21	8	13	1.2	0	6	3.2
Thompkins, DeAndre	4-0	3	2	1	1	0.3	1	2	0.2
TEAM	3-0	4	1	29	-28	-7.0	0	1	-9.3
Hackenberg, Christian	4-4	18	15	73	-58	-3.2	0	5	-14.5
Total	4	141	818	139	679	4.8	7	75	169.8
Opponents	4	142	554	192	362	2.5	4	55	90.5

Passing	gp-gs	effic	comp-att-int	pct	yds	td	lg	avg/g
Hackenberg, Christian	4-4	114.45	56-106-2	52.8	668	4	48	167.0
Scott, Nick	4-0	368.80	1-1-0	100.0	32	0	32	8.0
Total	4	116.82	57-107-2	53.3	700	4	48	175.0
Opponents	4	114.30	77-127-3	60.6	765	3	31	191.2

Receiving	gp-gs	no.	yds	avg	td	lg	avg/g
Godwin, Chris	4-2	19	283	14.9	1	38	70.8
Hamilton, DaeSean	4-4	14	146	10.4	1	48	36.5
Gesicki, Mike	4-3	6	31	5.2	0	8	7.8
Carter, Kyle	4-1	5	60	12.0	0	35	15.0
Blacknall, Saeed	4-0	4	101	25.2	0	46	25.2
Lewis, Geno	4-0	3	26	8.7	0	11	6.5
Allen, Mark	4-0	2	29	14.5	1	16	7.2
Lynch, Akeel	4-4	2	2	1.0	0	5	0.5
Barkley, Saquon	4-0	1	22	22.0	1	22	5.5
Polk, Brandon	4-2	1	0	0.0	0	0	0.0
Total	4	57	700	12.3	4	48	175.0
Opponents	4	77	765	9.9	3	31	191.2

Punt Returns	no.	yds	avg	td	lg
Thompkins, DeAndre	11	108	9.8	0	58
Allen, Mark	5	33	6.6	0	14
Total	16	141	8.8	0	58
Opponents	8	46	5.8	0	19

Interceptions	no.	yds	avg	td	lg
Reid, John	1	44	44.0	0	44
Nassib, Carl	1	10	10.0	0	10
Haley, Grant	1	0	0.0	0	0
Total	3	54	18.0	0	44
Opponents	2	26	13.0	0	26

Kick Returns	no.	yds	avg	td	lg
Farmer, Koa	6	154	25.7	0	35
Scott, Nick	6	187	31.2	0	58
Golden, Malik	1	18	18.0	0	18
Total	13	359	27.6	0	58
Opponents	8	235	29.4	1	100

Fumble Returns	no.	yds	avg	td	lg
Johnson, Austin	1	71	71.0	1	71
Reid, John	1	19	19.0	0	19
Total	2	90	45.0	1	71
Opponents	0	0	0.0	0	0

2015 Penn State Football
Penn State Overall Individual Statistics (as of Sep 26, 2015)
All games

Scoring	td	fg	PAT				d xp	saf	pts
			kick	rush	rcv	pass			
Julius, Joey	-	6-7	12-12	-	-	-	-	-	30
Barkley, Saquon	4	-	-	-	-	-	-	-	24
Lynch, Akeel	2	-	-	-	-	-	-	-	12
Thompkins, DeAndre	1	-	-	-	-	-	-	-	6
Allen, Mark	1	-	-	-	-	-	-	-	6
Godwin, Chris	1	-	-	-	-	-	-	-	6
Polk, Brandon	1	-	-	-	-	-	-	-	6
Johnson, Austin	1	-	-	-	-	-	-	-	6
Hamilton, DaeSean	1	-	-	-	-	-	-	-	6
TEAM	-	0-1	-	-	-	-	-	-	0
Total	12	6-8	12-12	-	-	-	-	-	102
Opponents	8	3-4	8-8	-	-	-	-	-	65

Total Offense	g	plays	rush	pass	total	avg/g
Hackenberg, Christian	4	124	-58	668	610	152.5
Barkley, Saquon	4	42	373	0	373	93.2
Lynch, Akeel	4	49	262	0	262	65.5
Polk, Brandon	4	7	102	0	102	25.5
Scott, Nick	4	8	14	32	46	11.5
Allen, Mark	4	11	13	0	13	3.2
Thompkins, DeAndre	4	3	1	0	1	0.2
TEAM	3	4	-28	0	-28	-9.3
Total	4	248	679	700	1379	344.8
Opponents	4	269	362	765	1127	281.8

Field Goals	fg	pct.	01-19	20-29	30-39	40-49	50-99	lg	blk
Julius, Joey	6-7	85.7	0-0	4-4	1-1	1-2	0-0	40	0
TEAM	0-1	0.0	0-0	0-0	0-0	0-0	0-1	0	1

FG Sequence	Penn State	Opponents
Temple	(34)	(40),(30)
Buffalo	49,(22),(21)	47
Rutgers	-	(34)
San Diego State	(40),(24),55,(26)	-

Punting	no.	yds	avg	lg	tb	fc	i20	50+	blk
Pasquariello, Daniel	12	466	38.8	55	0	0	3	3	0
Gulla, Chris	12	499	41.6	52	2	4	6	3	0
Total	24	965	40.2	55	2	4	9	6	0
Opponents	30	1271	42.4	60	2	4	5	4	0

Kickoffs	no.	yds	avg	tb	ob	retn	net	ydIn
Julius, Joey	22	1409	64.0	13	1			
Total	22	1409	64.0	13	1	29.4	38.6	26
Opponents	15	862	57.5	0	1	27.6	33.5	31

Numbers in (parentheses) indicate field goal was made.



2015 Penn State Football
Penn State Overall Individual Statistics (as of Sep 26, 2015)
All games

All Purpose	g	rush	rcv	pr	kr	ir	total	avg/g
Barkley, Saquon	4	373	22	0	0	0	395	98.8
Godwin, Chris	4	0	283	0	0	0	283	70.8
Lynch, Akeel	4	262	2	0	0	0	264	66.0
Scott, Nick	4	14	0	0	187	0	201	50.2
Farmer, Koa	3	0	0	0	154	0	154	51.3
Hamilton, DaeS	4	0	146	0	0	0	146	36.5
Thompkins, DeA	4	1	0	108	0	0	109	27.2
Polk, Brandon	4	102	0	0	0	0	102	25.5
Blacknall, Saeed	4	0	101	0	0	0	101	25.2
Allen, Mark	4	13	29	33	0	0	75	18.8
Carter, Kyle	4	0	60	0	0	0	60	15.0
Reid, John	4	0	0	0	0	44	44	11.0
Gesicki, Mike	4	0	31	0	0	0	31	7.8
Lewis, Geno	4	0	26	0	0	0	26	6.5
Golden, Malik	4	0	0	0	18	0	18	4.5
Nassib, Carl	4	0	0	0	0	10	10	2.5
TEAM	3	-28	0	0	0	0	-28	-9.3
Hackenberg, Chri	4	-58	0	0	0	0	-58	-14.5
Total	4	679	700	141	359	54	1933	483.2
Opponents	4	362	765	46	235	26	1434	358.5

2015 Penn State Football
Penn State Overall Defensive Statistics (as of Sep 26, 2015)
All games

##	Defensive Leaders	gp-gs	Tackles				tfl/yds	Sacks no-yds	Pass defense			Fumbles		blkd		
			ua	a	tot				int-yds	brup	qbh	rcv-yds	ff	kick	saf	
99	Johnson, Austin	4-4	6	17	23	6.0-33	2.5-24	1-71	.	.	.	
42	Reeder, Troy	4-3	12	11	23	2.5-7	
40	Cabinda, Jason	4-4	8	15	23	1.0-0	.	.	4	
95	Nassib, Carl	4-4	11	10	21	9.0-59	7.0-56	1-10	.	.	.	3	.	.	.	
2	Allen, Marcus	4-4	12	9	21	
11	Bell, Brandon	3-3	11	9	20	2.5-8	1.0-5	1	.	.	.	
98	Zettel, Anthony	4-4	9	10	19	5.0-15	0.5-3	.	1	.	.	1-0	.	.	.	
5L	Lucas, Jordan	3-3	10	8	18	1.5-9	1.0-7	.	1	.	.	1	.	.	.	
10	Williams, Trevor	4-4	10	4	14	2.0-4	.	.	1	
29	Reid, John	4-2	6	4	10	.	.	1-44	2	.	.	1-19	.	.	.	
90	Sickels, Garrett	4-4	3	6	9	2.0-10	1.0-7	.	1	.	.	1	.	.	.	
94	Schwan, Evan	4-0	1	7	8	
1	Campbell, Christian	4-0	3	5	8	.	.	.	1	
28	Apke, Troy	4-0	6	2	8	1	.	.	.	
6	Golden, Malik	4-1	2	5	7	
52	Cothran, Curtis	4-0	3	3	6	2.5-27	2.0-26	
9W	White, Antoine	4-0	2	4	6	1.5-6	1.0-5	
15	Haley, Grant	2-2	4	1	5	.	.	1-0	1	
4C	Cothren, Parker	4-0	1	4	5	
91	Barney, Tarow	4-0	.	4	4	1.0-5	0.5-3	
8	Wooten Jr., Gary	3-0	2	2	4	1.0-2	
1S	Smith, Jordan	4-0	1	2	3	
12	Godwin, Chris	4-2	2	1	3	1-0	.	.	.	
25	Walker, Von	4-1	1	2	3	
24	Scott, Nick	4-0	2	1	3	
33	Cooper, Jake	4-0	3	.	3	1.0-11	1.0-11	.	1	
5W	Wartman-White, Nyeem	1-1	2	.	2	
1B	Brown, Torrence	4-0	.	2	2	1.0-3	0.5-1	1-0	.	.	.	
43	Bowen, Manny	4-0	1	1	2	0.5-2	
92	Pasquariello, Daniel	2-0	1	.	1	
21	Oruwariye, Amani	4-0	1	.	1	
80	Zanellato, Matt	4-0	.	1	1	
Total		4	136	150	286	40-201	18-148	3-54	13	.	.	5-90	7	.	.	
Opponents		4	154	98	252	29-113	12-73	2-26	14	.	.	1-0	1	1	.	