

OHIO STATE MEN'S BASKETBALL

1898 **FIRST SEASON** • 1 **NATIONAL CHAMPIONSHIP** • 10 **NCAA FINAL FOURS** • 14 **SWEET 16 APPEARANCES**
31 **NCAA APPEARANCES** • 20 **BIG TEN CONFERENCE CHAMPIONSHIPS** • 28 **CONSENSUS ALL-AMERICANS**

WAYS TO WATCH/LISTEN

Watch: FS1

(Brandon Gaudin & Stephen Bardo)

Listen: 97.1 The Fan / OhioStateBuckeyes.com

(Paul Keels & Ron Stokes)

2022-23 SCHEDULE/RESULTS

NOVEMBER (5-2)

Tue 1	CHAMINADE (Exh.)	W, 101-57
Mon 7	ROBERT MORRIS	W, 91-53
Thur 10	CHARLESTON SOUTHERN	W, 82-56
Wed 16	EASTERN ILLINOIS	W, 65-43
Mon 21	vs. #17/19 San Diego State ¹	L, 77-88
Tue 22	vs. Cincinnati ¹	W, 81-53
Wed 23	vs. #21/20 Texas Tech ¹	W, 80-73
Wed 30	at #17/16 Duke ²	L, 72-81

DECEMBER (4-1)

Sat 3	ST. FRANCIS (PA.)	W, 96-59
Thur 8	RUTGERS*	W, 67-66
Sat 17	vs. North Carolina ³	L, 84-89 (ot)
Wed 21	MAINE	W, 95-61
Thur 29	ALABAMA A&M	W, 90-59

JANUARY (2-7)

Sun 1	at Northwestern*	W, 73-57
Thur 5	#1/1 PURDUE*	L, 69-71
Sun 8	at Maryland*	L, 73-80
Thur 12	MINNESOTA*	L, 67-70
Sun 15	at Rutgers*	L, 64-68 (ot)
Wed 18	at Nebraska*	L, 60-63
Sat 21	IOWA*	W, 93-77
Tue 24	at Illinois*	L, 60-69
Sat 28	at Indiana*	L, 70-86

FEBRUARY (0-6)

Thur 2	WISCONSIN*	L, 60-65
Sun 5	at Michigan*	L, 69-77
Thur 9	NORTHWESTERN*	L, 63-69
Sun 12	MICHIGAN STATE*	L, 41-62
Thur 16	at Iowa*	L, 75-92
Sun 19	at #3/3 Purdue*	L, 55-82
Thur 23	PENN STATE* (FS1)	6:30
Sun 26	ILLINOIS* (CBS)	Noon

MARCH (0-0)

Wed 1	MARYLAND* (BTN)	7:00
Sat 4	at Michigan State* (ESPN/ESPN2)	Noon
We-Su 8-12	Big Ten Tournament ⁴	

* Big Ten Conference game

(1) Maui Invitational (Lahaina, Hawaii)

(2) ACC/Big Ten Men's Basketball Challenge

(3) CBS Sports Classic (New York, N.Y.)

(4) Big Ten Tournament (Chicago, Ill.)

GAME 28

OHIO STATE (11-16, 3-13) VS. PENN STATE (16-11, 7-9)

Thursday, February 23 • 7 p.m. • Columbus, Ohio • Value City Arena



Head Coach: Chris Holtmann

12th year overall

6th year at Ohio State

Career Record: 232-157



Head Coach: Micah Shrewsberry

4th year overall

2nd year at Penn State

Career Record: 45-76



- After meeting three times last season, Ohio State and Penn State are set to meet for the lone time this season when the teams get together Thursday night in Columbus.
- Ohio State officially leads the all-time series with Penn State 40-19, and that includes a 21-5 mark here in Columbus. The Buckeyes have won six of the last seven meetings in Columbus dating back to 2015.
- Ohio State swept the regular season meetings last year, winning 76-64 in State College and 61-56 in Columbus. But Penn State got revenge in the Big Ten Tournament, coming back to beat the Buckeyes 71-68 in Indianapolis. E.J. Liddell led the Buckeyes in scoring in two of the three games and averaged 19.3 points and 7.0 rebounds over the three games. Penn State transfer Jamari Wheeler had nine points, eight assists and five rebounds in his return to State College in December.
- Ohio State has relied on the most percentage of minutes by freshmen of any team in the Big Ten. The freshmen have accounted for more than 40 percent of the minutes this season.
- The Buckeyes started four true freshmen at Purdue on Feb. 19. That was the first time Ohio State had four freshmen in its starting lineup since the final game of the 1995-96 season against Penn State (credit Adam Jardy, Columbus Dispatch).
- There are five active players in Division I who have scored 1,000 points, grabbed 700 rebounds and dished-out five assists in their careers and two of them will share the same court on Thursday. Ohio State's Isaac Likekele and Penn State's Jalen Pickett have both hit those career marks.
- Felix Okpara started for the third time this season on Sunday vs. Purdue and finished with a season-high four blocks. He has nine games with multiple blocks and is currently 10th in the Big Ten with 30 blocks on the season.
- Freshman Brice Sensabaugh scored 20 points at Purdue on Sunday, marking his ninth 20-point game of the season. He is just 55 points shy of 500 for the season as he's looking to become just the sixth OSU freshmen to score 500 points in their inaugural season.



#0 TANNER HOLDEN

GRAD • G • 6-6 • 200 • WHEELERSBURG, OHIO / WHEELERSBURG/WRIGHT ST.

PPG	RPG	MPG	BLK	STL	APG	FG%	3FG%	FT%
3.8	2.4	13.9	3	10	0.4	.478	.462	.857

- Has scored over 1,500 pts in his career
- Played in 92 games at WSU, averaging 16.1 points and 7.0 rebounds
- Two-time first team All-Horizon League

Season	Highs	Career
12 - 11/7/22	Pts..... 38	1/22/22
5 - 11/10/22	Rebs..... 17	12/21/19
2 (4x) - 1/18/23	Asts..... 7	1/10/20
3 - 1/21/23	Stls..... 5	2/22/20
2 - 12/21/22	Blks..... 2 (3x)	12/21/22



#15 BOWEN HARDMAN

FR • G • 6-3 • 175 • CINCINNATI, OHIO / PRINCETON

PPG	RPG	MPG	BLK	STL	APG	FG%	3FG%	FT%
2.4	0.0	3.6	0	0	0.0	.500	.500	.000

- Scored his first collegiate points on a pair of threes vs. Maine
- Lights-out shooter
- Stretches the floor with his ability to hit the shot on the perimeter

Season	Highs	Career
6 (2x) - 12/22/22	Pts.....	
	Rebs.....	
	Asts.....	
	Stls.....	
	Blks.....	



#1 RODDY GAYLE JR.

FR • G • 6-4 • 205 • NIAGARA FALLS, N.Y. / WASATCH ACADEMY

PPG	RPG	MPG	BLK	STL	APG	FG%	3FG%	FT%
3.9	1.4	14.7	9	14	0.8	.408	.324	.769

- Made 1st career start in win over Iowa
- Has started four games this season
- Smooth combo guard who can guard multiple positions

Season	Highs	Career
12 - 12/3/22	Pts.....	
5 - 1/28/23	Rebs.....	
3 (4x) - 12/29/22	Asts.....	
3 - 1/24/23	Stls.....	
1 (9x) - 2/19/23	Blks.....	



#23 ZED KEY

JR • F • 6-8 • 255 • BAY SHORE, N.Y. / LONG ISLAND LUTHERAN

PPG	RPG	MPG	BLK	STL	APG	FG%	3FG%	FT%
10.8	7.5	24.9	24	14	0.8	.545	.292	.659

- DNP at Purdue game with a shoulder injury
- Has 3 games of 3 blocks this year (car. high)
- 9 games of 10 or more rebs this year
- 6 double-doubles on the year
- Named a team captain

Season	Highs	Career
22 - 12/8/22	Pts..... 22	12/8/22
14 (2x) - 12/8/22	Rebs..... 14 (3x)	12/8/22
2 (3x) - 12/21/22	Asts..... 2 (7x)	12/21/22
2 (4x) - 2/5/23	Stls..... 2 (5x)	2/5/23
3 (3x) - 1/18/23	Blks..... 3 (6x)	1/18/23



#2 BRUCE THORNTON

FR • G • 6-2 • 215 • ALPHARETTA, GA. / MILTON

PPG	RPG	MPG	BLK	STL	APG	FG%	3FG%	FT%
8.9	2.7	29.4	2	23	2.5	.433	.372	.778

- Has started every game at point guard this season
- Scored 22 pts at Michigan (2/5)
- OSU is 9-6 when he has a + Ast-to-TO ratio
- Georgia's Gatorade Player of the Year in '22

Season	Highs	Career
22 - 2/5/23	Pts.....	
7 - 1/16/22	Rebs.....	
6 - 1/1/23	Asts.....	
3 - 2/19/23	Stls.....	
1 (2x) - 2/19/23	Blks.....	



#24 KALEN ETZLER

FR • F • 6-8 • 200 • VAN WERT, OHIO / CRESTVIEW

PPG	RPG	MPG	BLK	STL	APG	FG%	3FG%	FT%
1.0	1.6	4.3	0	0	0.1	.429	.200	.000

- Scored his first collegiate pts on a rebound and put-back vs. Cincinnati in Maui
- Redshirted last season and really worked on his jump shot
- Added 15 pounds of muscle from last year

Season	Highs	Career
3 - 12/3/22	Pts.....	
3 (2x) - 12/3/22	Rebs.....	
1 - 12/3/22	Asts.....	
	Stls.....	
	Blks.....	



#3 EUGENE BROWN III

JR • G • 6-7 • 195 • CONYERS, GA. / SOUTHWEST DEKALB

PPG	RPG	MPG	BLK	STL	APG	FG%	3FG%	FT%
1.7	1.1	8.9	4	4	0.1	.429	.308	.500

- Missed the first 11 games due to a concussion
- One of four returners
- Started 10 of the last 12 games last season
- One of the team's better defenders

Season	Highs	Career
5 - 2/19/23	Pts..... 12	11/5/21
3 - 1/8/23	Rebs..... 8 (2x)	2/12/22
2 - 2/19/23	Asts..... 3	3/1/22
2 - 12/29/22	Stls..... 3	2/21/22
2 - 1/8/23	Blks..... 2 (2x)	2/21/22



#34 FELIX OKPARA

FR • C • 6-11 • 215 • LAGOS, NIGERIA / HAMILTON HEIGHTS CHRIST. ACAD. / LINK ACAD.

PPG	RPG	MPG	BLK	STL	APG	FG%	3FG%	FT%
3.4	3.3	13.2	30	10	0.2	.574	.000	.600

- 10th in the Big Ten in blocks
- 9 games with multiple blocks
- Notched 1st career double-double with 10 pts and 12 rebs vs. St. Francis
- Elite shot-blocker

Season	Highs	Career
10 (2x) - 12/21/22	Pts.....	
12 - 12/3/22	Rebs.....	
2 (2x) - 1/5/23	Asts.....	
4 - 12/17/22	Stls.....	
4 - 2/19/23	Blks.....	



#4 SEAN MCNEIL

GRAD • G • 6-4 • 205 • UNION, KY. / COOPER / SINCLAIR CC / WEST VIRGINIA

PPG	RPG	MPG	BLK	STL	APG	FG%	3FG%	FT%
9.8	2.0	29.3	3	14	1.3	.427	.372	.872

- 5 games with 3 three-pointers made
- Has made 200 career three-pointers
- Topped 1,000 career pts vs. Maine (12/21)
- Was 7-of-7 shooting at Iowa (2/16)
- Transfer from West Virginia

Season	Highs	Career
22 - 1/21/22	Pts..... 26 (2x)	1/8/22
6 - 11/10/22	Rebs..... 6 (2x)	11/10/22
4 - 12/3/22	Asts..... 4 (4x)	12/3/22
3 - 2/19/23	Stls..... 3	2/19/23
1 (3x) - 12/29/22	Blks..... 2 (2x)	12/18/21



#42 COLBY BAUMANN

FR • G • 6-3 • 185 • HOUSTON, TEXAS / IMG ACADEMY

PPG	RPG	MPG	BLK	STL	APG	FG%	3FG%	FT%
0.0	1.0	2.0	0	0	0.3	.000	.000	.000

- One of two walk-ons on the roster
- Brings a defensive presence on the perimeter
- Big Kobe Bryant fan and tries to model his game after him

Season	Highs	Career
1 (3x) - 12/29/22	Pts.....	
1 - 12/29/22	Rebs.....	
	Asts.....	
	Stls.....	
	Blks.....	



#10 BRICE SENSABAUGH

FR • F • 6-6 • 235 • ORLANDO, FLA. / LAKE HIGHLAND PREP

PPG	RPG	MPG	BLK	STL	APG	FG%	3FG%	FT%
16.5	5.1	23.8	9	15	1.0	.482	.435	.802

- 3x BIG Freshman of the Week
- Three double-doubles
- Has 9 games of 20 or more points
- 4th nationally in scoring among freshmen
- Florida's Gatorade Player of the Year in '22

Season	Highs	Career
27 - 1/21/23	Pts.....	
11 - 1/15/23	Rebs.....	
7 - 12/21/22	Asts.....	
2 (3x) - 2/9/23	Stls.....	
2 - 1/1/23	Blks.....	



#44 OWEN SPENCER

JR • F • 6-9 • 215 • CINCINNATI, OHIO / TURPIN / CITADEL

PPG	RPG	MPG	BLK	STL	APG	FG%	3FG%	FT%
0.5	1.5	3.0	0	0	0.3	.167	.000	.500

- Was awarded a scholarship after the Iowa game in January
- Appeared in 23 games at The Citadel
- Biology major who would like to be a heart surgeon

Season	Highs	Career
2 - 11/10/22	Pts..... 7	12/5/20
4 - 12/3/22	Rebs..... 5 (2x)	1/29/22
1 - 12/21/22	Asts..... 1 (7x)	12/21/22
	Stls..... 1	11/22/21
	Blks..... 2 (2x)	11/22/21



#13 ISAAC LIKEKELE

GRAD • G • 6-5 • 215 • ARLINGTON, TEXAS / TIMBERVIEW / OKLA. ST.

PPG	RPG	MPG	BLK	STL	APG	FG%	3FG%	FT%
3.8	4.5	21.8	6	18	2.7	.377	.125	.400

- Had 18 pts, 10 rebs and 7 assists vs. Iowa
- Voted a team captain in his first season
- Played in 114 games at Okla. St. and had more than 1,000 points
- Versatile player who can play spots 1-4

Season	Highs	Career
18 - 1/21/23	Pts..... 26	11/27/19
10 (2x) - 1/21/23	Rebs..... 13	11/25/20
7 - 1/21/23	Asts..... 11	2/5/20
3 - 2/2/22	Stls..... 8	11/27/19
2 - 11/7/22	Blks..... 2 (5x)	2/19/22



CHRIS HOLTSMANN

TAYLOR, 1994

Record at Ohio State
118-72 (6th season)

Overall Coaching Record
232-157 (12th season)

- Three-time Naismith National Coach of the Year Finalist (2015, 2018, 2021)
- Big Ten Coach of the Year (2018)
- Big South Coach of the Year (2013)
- Big East Coach of the Year (2017)

- Has won 20+ games each of the last nine seasons
- 7 NCAA Tournament appearances
- Self proclaimed "college coaching's worst golfer"



#14 JUSTICE SUEING

SR • F • 6-7 • 215 • HONOLULU, HAWAII / MATER DEI / CAL

PPG	RPG	MPG	BLK	STL	APG	FG%	3FG%	FT%
12.0	4.9	29.0	9	19	1.7	.437	.229	.703

- Reached 1,500 career points vs. Wisc. (2/2)
- Spectacular vs. Texas Tech, scoring a career-high 33 pts with 8 rebs and 5 assists
- Named a team captain for a 2nd consecutive season

Season	Highs	Career
33 - 11/23/22	Pts..... 33	11/23/22
11 - 2/2/23	Rebs..... 11 (3x)	2/2/23
5 (2x) - 1/1/23	Asts..... 6	2/28/19
3 - 11/7/22	Stls..... 5 (2x)	1/27/21
2 - 2/2/23	Blks..... 2 (6x)	2/2/23



Jake Diebler
Associate Head Coach



Jack Owens
Assistant Coach



Mike Netti
Assistant Coach



David Egelhoff
Dir. of Operations



Brad Watson
Athletic Trainer

2022-23 ROSTER BREAKDOWN

BY CLASS

Graduates (2)

Isaac Likekele
Sean McNeil

Seniors (2)

Tanner Holden
Justice Sueing

Juniors (3)

Eugene Brown III
Zed Key
Owen Spencer

Freshman (7)

Colby Baumann
Kalen Etzler
Roddy Gayle Jr.
Bowen Hardman
Felix Okpara
Brice Sensabaugh
Buce Thornton

BY STATE

Ohio (4)

Kalen Etzler
Bowen Hardman
Tanner Holden
Owen Spencer

Florida (1)

Brice Sensabaugh

Georgia (2)

Eugene Brown III
Bruce Thornton

Hawaii (1)

Justice Sueing

International (1)

Felix Okpara (Lagos, Nigeria)

Kentucky (1)

Sean McNeil

New York (2)

Roddy Gayle Jr.
Zed Key

Texas (2)

Colby Baumann
Isaac Likekele

NUMERICAL ROSTER

No.	Name	Pos.	Ht.	Wt.	Cl.	Hometown	H.S./Last School
0	Tanner Holden	G	6-6	200	Sr.	Wheelersburg, Ohio	Wheelersburg/Wright State
1	Roddy Gayle Jr.	G	6-4	205	Fr.	Niagara Falls, N.Y.	Wasatch Academy
2	Bruce Thornton	G	6-2	215	Fr.	Alpharetta, Ga.	Milton
3	Eugene Brown III**	G	6-7	195	Jr.	Conyers, Ga.	Southwest DeKalb
4	Sean McNeil	G	6-4	205	Grad.	Union, Ky.	Cooper HS/Sinclair CC/West Virginia
10	Brice Sensabaugh	F	6-6	235	Fr.	Orlando, Fla.	Lake Highland Prep
13	Isaac Likekele	G	6-5	215	Grad.	Arlington, Texas	Timberview/Oklahoma State
14	Justice Sueing***	F	6-6	210	R-Sr.	Honolulu, Hawaii	Mater Dei/California
15	Bowen Hardman	G	6-3	175	Fr.	Cincinnati, Ohio	Princeton
23	Zed Key**	F	6-8	255	Jr.	Bay Shore, N.Y.	Long Island Lutheran
24	Kalen Etzler*	F	6-8	190	R-Fr.	Van Wert, Ohio	Crestview
34	Felix Okpara	C	6-11	220	Fr.	Lagos, Nigeria	Hamilton Heights Christian Acad./Link Acad.
42	Colby Baumann	G	6-3	185	Fr.	Houston, Texas	IMG Academy
44	Owen Spencer	F	6-9	215	Jr.	Cincinnati, Ohio	Turpin/Citadel

* denotes letters earned at Ohio State

SOCIAL MEDIA ROSTER

No.	Name	Twitter	Instagram	TikTok
0	Tanner Holden	tannerholden_23	tannerholden23	
1	Roddy Gayle Jr.	roddy_gayle	roddyg_23	
2	Bruce Thornton	Bruce2T_	brucethornton_	bruxe1
3	Eugene Brown III	eugenebrown3_	eugenebrown3_	eugenebrown3_
4	Sean McNeil	SeanMcNeil22	seanmcneil22	hb22_
10	Brice Sensabaugh	bricepsensa	babysensa	notbabysensa
13	Isaac Likekele	_Issaac	_issaac13	iceboogie13
14	Justice Sueing	JusticeSueing	justicesueing	justicesueing
15	Bowen Hardman	BowenHardman	hardmanbowen	bowenhardman
23	Zed Key	iamzedkey	iamzedkey	iamzedkey
24	Kalen Etzler	kalen_etzler24	kalenetzler24	kalenetzler
34	Felix Okpara	Felixokpara24	okpara_felix	
42	Colby Baumann	colby_baumann	colby_baumann	colbybaumann
44	Owen Spencer	owenspencer23	obrochill	bigspence22

COACHES AND STAFF

Chris Holtmann, Head Coach
 Jake Diebler, Associate Head Coach
 Jack Owens, Assistant Coach
 Mike Netti, Assistant Coach
 David Egelhoff, Director of Basketball Operations
 Nick Kellogg, Assistant to the Head Coach
 Brad Watson, Athletic Trainer
 Quadrian Banks, Strength and Conditioning Coach
 Terence Dials, Director of Professional Development
 Kyle Davis, Director of Recruiting/Branding
 Robbie Rucki, Video Coordinator
 John McCausland, Program Assistant

PRONUNCIATION GUIDE

Players
 Kalen Etzler KAY-lin
 Isaac Likekele like-lee
 Felix Okpara AHK-par-uh
 Brice Sensabaugh SENSE-uh-baugh
 Justice Sueing SUE-ing

Coaches

Quadrian Banks KWAY-dree-un
 Jake Diebler DEEB-ler

MAJORS

Colby Baumann Exploration
 Eugene Brown III Sport Industry
 Kalen Etzler Finance
 Roddy Gayle Jr. Accounting
 Bowen Hardman Finance
 Tanner Holder Strategic Communication
 Zed Key Consumer & Family Financial Services
 Isaac Likekele Early Childhood Education
 Sean McNeil Public Management (Grad. Certificate)
 Felix Okpara Economics
 Brice Sensabaugh Finance
 Owen Spencer Biology
 Justice Sueing Public Management (Grad. Certificate)
 Bruce Thornton Sport Industry

PLAYERS BY HEIGHT

Felix Okpara 6-11
 Owen Spencer 6-9
 Kalen Etzler, Zed Key 6-8
 Eugene Brown III 6-7
 Tanner Holden, Brice Sensabaugh, Justice Sueing 6-6
 Isaac Likekele 6-5
 Roddy Gayle Jr., Sean McNeil 6-4
 Colby Baumann, Bowen Hardman 6-3
 Bruce Thornton 6-2

UNIVERSITY AT A GLANCE

Name of School The Ohio State University
 City (Pop.) Columbus, Ohio (1.7 m)
 Founded 1870
 Enrollment 57,466
 Nickname Buckeyes
 School Colors . Scarlet (PMS 200) & Gray (PMS 429)
 Mascot Brutus Buckeye
 Primary Arena Name Value City Arena (19,049)
 Affiliation NCAA Division I
 Conference Big Ten Conference
 President Dr. Kristina M. Johnson
 AD & Associate Vice President Eugene Smith
 Alma Mater, Year Notre Dame, 1977
 Associate AD/SWA Janine Oman
 Ticket Office Phone 614-292-2624 or
 1-800-GO-BUCKS

BASKETBALL HISTORY

First Year of Basketball 1898
 All-Time Record (Years)* 1,761-1,141 (124th season)
 NCAA Appearances 31
 NCAA Record 52-30 (31)
 National Championships 1 (1960)
 National Runners-up 4
 NCAA Final Fours 10
 NCAA Elite Eights 14
 NCAA SWEET 16s 14
 NIT Appearances 9
 NIT Record 19-8
 NIT Championships 2
 NIT Runner-up 1
 Big Ten Conference Season 111th
 All-Time Big Ten Regular Season Record* 836-740
 Big Ten Championships 20
 Outright Big Ten Titles 13
 Big Ten Tournament Title Game Appearances 9
 Big Ten Tournament Titles 4
 Big Ten Tournament Record 30-17

**The NCAA vacated 113 games (82-31) between 1998-99 and 2001-02*

BASKETBALL STAFF

Head Coach Chris Holtmann
 Alma Mater, Year Taylor (Ind.), 1994
 Associate Head Coach... Jake Diebler (Valparaiso, 2009)
 Assistant Coaches Jack Owens (E. Illinois, 1999)
 Mike Netti (Syracuse, 2002)
 Director of Basketball Operations David Egelhoff
 Director of Professional Development Terence Dials
 Special Assistant to the Head Coach Nick Kellogg
 Director of Recruiting & Branding Kyle Davis
 Video Coordinator Robbie Rucki
 Program Assistant John McCausland
 Strength/Conditioning Quadrian Banks
 Athletic Trainer Brad Watson
 Team Physician Dr. Grant Jones
 Equipment Manager Eric Buchanan
 Athletic Academic Counselor Alexa Webb
 Athletic Administrator Dan Cloran

RADIO INFORMATION

Radio Station 97.1 FM The Fan
 Radio Contact Person Skip Mosaic
 Phone 614-460-3850
 Play-by-Play Announcer Paul Keels
 Analyst Ron Stokes

ATHLETICS COMMUNICATIONS

Men's Basketball Contact Gary Petit
 E-mail: petit.38@osu.edu
 Work: 614-292-3270
 Cell: 740-516-4370
 Twitter/Instagram: @GPetitOSU/petitgm

LAST YEAR VS. PENN STATE

- The teams met three times last year with Ohio State winning both regular season meetings and Penn State winning in the Big Ten Tournament meeting.
- The Buckeyes won 76-64 in State College on Dec. 5, bested the Nittany Lions 61-56 on Jan. 16 in Columbus and then fell to PSU 71-68 on March 10 in Indianapolis.
- In the first meeting, Penn State transfer Jamari Wheeler enjoyed his first trip back the Bryce Jordan Center scoring nine points, dishing-out eight assists, grabbing five rebounds and swiping three steals.
- Graduate Kyle Young also had a nice night, scoring 16 points on a career-best 4-of-4 shooting from long range. He also added seven rebounds.
- E.J. Liddell grinded-out 14 points to go along with five boards and three steals.
- The Buckeyes shot over 50 percent from the floor, finishing at 51 percent (27-of-53).
- In the game in Columbus, E.J. Liddell again led the Buckeyes with 19 points, eight rebounds, three assists and two blocks.
- Zed Key was the second Buckeye in double figures with 10 points while Jamari Wheeler added nine points, four rebounds and two steals.
- Eugene Brown III came off the bench to score six points and Kyle Young grabbed seven rebounds and had a crucial late steal with under 90 seconds to play.
- The Buckeyes won the game with their defense and rebounding. OSU frustrated Penn State into 39.6 percent shooting for the game which was just the second game this season that the Nittany Lions failed to shoot above 40 percent. The Buckeyes also won the battle on the boards 37-30 as Penn State came in with a +4.9 mark on the boards per game.
- In the Big Ten Tournament game, Sam Sessions and Jalen Pickett combined to score 34 points to lead PSU to a 71-68 win.
- E.J. Liddell led Ohio State with 25 points and eight rebounds. Malaki Branham had 16 points and a team-high four assists, and Joey Brunk had 10 points and seven rebounds.
- The Buckeyes led by as many as 13 in the first half and 11 at the break. In the second, Penn State slowly cut the deficit and tied the game for the first time with 6:30 to play. The Nittany Lions would get clutch plays down the stretch from Sessions and Pickett to seal the win.

FOUR FRESHMEN STARTERS

- Against No. 3 Purdue on Feb. 19, head coach Chris Holtmann started four freshmen.
- That was the first time in almost 30 years that Ohio State's starting five consisted of four first-year players (research done by Adam Jardy of the Columbus Dispatch).
- Freshmen Shaun Stonerook, Jermaine Tate, Damon Stringer and Jason Singleton all started the final game of the 1995-96 season against Penn State.
- That team finished the year with a record of 10-17 and 3-15 in Big Ten play.

ZED KEY SHUTTING IT DOWN

- Big man Zed Key suffered a shoulder injury against Purdue on Jan. 5 and wasn't quite the same after.
- The Bay Shore, N.Y. native was averaging 13.4

points and 8.4 rebounds while shooting 63.5 percent from the floor prior to the injury.

- After that game on Jan. 5, he played in just nine games and averaged 8.8 points and 7.2 rebounds while shooting just 44.7 percent.
- He decided to shut it done following the game at Iowa on Feb. 12.
- Key finished the year with career-best averages of 10.8 points and 7.5 rebounds per game with career-highs of 24 blocks and 14 steals.

OKPARA IN BIG TOP 10 FOR BLOCKS

- Felix Okpara made his third start of the season in the game at Purdue on Feb. 12 and swatted a season-high four shots.
- He has 30 blocks on the season which is 10th in the Big Ten.
- Of the players in the Big Ten with more than 25 blocked shots, he is the only one averaging fewer than 20 minutes per game.
- Okpara has nine games this season with multiple blocks.
- Among OSU freshmen, he is currently ninth with 30 blocks.

MCNEIL PERFECT AT IOWA

- Ohio State had its second-best shooting night of the year against Iowa on Feb. 16 and Sean McNeil was a big part of that.
- For the first time in his career, the West Virginia transfer didn't miss a shot.
- He was 7-of-7 from the floor and 4-of-4 from long range. He also made both of his free throw attempts.
- His fourth three-pointer gave him 200 three-pointers for his career.
- He finished with 20 points, marking his second 20-point game this season and the 10th of his career.

1,000 - 700 - 500

- Ice Likekele recorded his 500th career assist against Northwestern on Feb. 9.
- He is now just the fifth active player with 1,000 career points, 700 career rebounds and 500 career assists.

Name	G	Pts	Reb	Ast
Hunter Maldonado, Wyoming	152	2060	774	604
Taevion Kinsey, Marshall	151	2570	745	532
Tucker Richardson, Colgate	149	1671	744	578
Isaac Likekele, Ohio State	138	1106	740	506
Jalen Pickett, Penn State	134	2054	707	787

SENSABAUGH FILLING IT UP

- Freshmen Brice Sensabaugh has scored in double-figures in all but three games this season and is leading the team in scoring at 16.5 ppg.
- Sensabaugh is fourth in the country among freshmen in scoring.
- Of freshmen who are averaging in double-figures, Sensabaugh is 14th in field goal percentage (.481) and first in three-point percentage (.435).
- The Orlando, Fla., native has led the team in scoring 15 times.
- According to research done by Adam Jardy of the Columbus Dispatch, Sensabaugh is the first Buckeye freshman to lead the team in scoring in 10 consecutive games.
- He has also recorded three double-doubles on the season

NINE DIFFERENT STARTING LINEUPS

- The Buckeyes have used eight different starting lineups this season.

Lineup	Record
Thornton, McNeil, Likekele, Sueing, Key	6-4
Thornton, McNeil, Sueing, Sensabaugh, Key	4-4
Thornton, Gayle Jr., Likekele, Sensabaugh, Key	1-0
Thornton, McNeil, Sueing, Sensabaugh, Okpara	0-1
Thornton, McNeil, Sueing, Sensabaugh, Brown III	0-1
Thornton, McNeil, Likekele, Sueing, Okpara	0-1
Thornton, Gayle Jr., Sueing, Sensabaugh, Okpara	0-1
Thornton, Gayle Jr., Sueing, Sensabaugh, Key	0-2
Thornton, McNeil, Likekele, Sensabaugh, Key	0-2

MOST MINUTES BY FRESHMEN

- Ohio State has had the most percentage of minutes played by freshmen of any team in the Big Ten.
- Bruce Thornton, Brice Sensabaugh, Roddy Gayle Jr. and Felix Okpara had combined to play over 40 percent of the team's minutes.

MCNEIL KNOCKS DOWN NO. 200

- Graduate transfer Sean McNeil made four three-pointers against Iowa on Feb. 16 to give him 200 three-pointers for his career. McNeil also made 132 three-pointers at Sinclair CC during the 2018-19 season, the most of any junior college player that year.
- He has made three three-pointers five times and has made at least one three-pointer in all but four games this season
- Up until the Indiana game on Jan. 28, McNeil had not had an opportunity for an old-fashioned three-point play but he converted three of them against the Hoosiers.

SUEING 1,500 CAREER POINTS

- Senior captain Justice Sueing went over 1,500 career points in the game vs. Wisconsin on Feb. 2.
- Sueing has scored 669 points in his 60 games at Ohio State. He came to Columbus having scored 886 points in 63 games at Cal.
- The Hawaii native has made 115 career three-pointers and has a career scoring average of 12.6.
- Sueing is one of two 1,500 point players on the team and one of four 1,000 point players. Tanner Holder also reached 1,500 career points earlier this season while Isaac Likekele and Sean McNeil have both scored over 1,000 points in their careers.

RECORD BY UNIFORM COLOR	
Home White	6-2
Road Scarlet	3-4
Clark Kellogg era Scarlet	0-4
Jim Jackson era Gray	1-2
Anthracite Gray	0-2
Home White with script Buckeyes	1-2

MILESTONE WATCH

500 Career Points
Brice Sensabaugh **Current Mark**
445 (*needs 55*)

700 Career Rebounds
Tanner Holden **Current Mark**
698 (*needs 2*)

2 DOUBLE-DOUBLES, SAME GAME

- Zed Key and Brice Sensabaugh both recorded a double-double in the game at Nebraska on Jan. 18. Key finished with 11 points and 10 rebounds while Sensabaugh has 18 points and 10 rebounds.
- That marked the first time a pair of Buckeyes had a double-double in the same game since E.J. Liddell and Duane Washington Jr. each had one against Oral Roberts in the 2021 NCAA Tournament.
- Liddell had 24 points and 14 rebounds while Washington Jr., chipped in with 18 points and 10 rebounds.
- Liddell had a team-high nine double-doubles last year but no-one joined him in doubling-up.

SENSABAUGH AS A STARTER

- Brice Sensabaugh began the season coming off the bench but was thrust into the starting lineup on Dec. 8, in the Big Ten opener against Rutgers, and has taken his game to another level.
- Through the first eight games, he was solid, leading the team in scoring at 14.3 ppg and was shooting 49.3 percent.
- But as a starter in 16 games, he is averaging 18.3 ppg and is shooting 50 percent from the floor.
- He has made at least one three-pointer in all but two of the games in which he has started
- Sensabaugh has grabbed 5.6 rebounds per game as a starter

LIKEKELE'S LINE VS. IOWA

- With the Buckeyes in the midst of a skid, the team's most experienced player and captain Isaac Likekele, stepped up in a big way.
- The Houston, Texas native scored a season-high 18 points, grabbed 10 rebounds and dished-out a season-best seven assists.
- That was his most points since nine points in the season-opener vs. Robert Morris
- It was his first double-double of the season and his first since a 16-point, 12 rebound effort vs. Kansas on Jan. 4, 2022.
- He is also the first Buckeye with that line since JaQuan Lyle had 16 points, 12 rebounds and 11 assists vs. Rutgers on Jan. 13, 2016.

SENSABAUGH DOUBLES-UP IN THREE-STRAIGHT

- Brice Sensabaugh had a double-double in three consecutive games against Minnesota, Rutgers and Nebraska.
- He scored 18 points and had 10 rebounds against Minnesota on Jan. 12. He was 2-of-3 from long range and made all four of his free throws, including two that tied the game with eight seconds to play.

- At Rutgers, he scored 20 points on a season-best 4-of-6 from long deep to pair of a season-high 11 rebounds.
- Against Nebraska, he finished with 18 points and 10 rebounds.
- He is the first Buckeye freshman to record a double-double in three-consecutive games since Jared Sullinger did it in all three games of the 2011 Big Ten Tournament, leading the Buckeyes to the title.

90-POINT GAMES

- Ohio State has hit the 90-point mark five times this season, tying the most in a season under Holtmann.
- The Buckeyes also had five 90-point performances in 2017-18, Holtmann's first season.
- The 93 points against Iowa were the most against a Big Ten opponent since 95 in early January last season.
- The Buckeyes are 19-0 under Holtmann when scoring 90 or more points.

NEW FACES, HALF THE EXPERIENCE

- Ohio State returned just four players from last year's roster and just three that have played a game in an Ohio State uniform prior to this season.
- The three returners made up just 13.9 percent of the scoring from last year, which was the lowest returning percentage in the Big Ten
- Of the 10 new players, six are true freshmen and four are transfers.
- Last season, the Buckeyes were a largely experienced group, having a total of 1,001 career games played entering the year. That was the most of any team in the country.
- This year, the Buckeyes entered the year with just about half of that total, with 529 of collegiate game experience

SENSABAUGH NAMED BIG FRESHMAN OF THE WEEK IN THREE CONSECUTIVE WEEKS

- Buckeye freshman Brice Sensabaugh was named Big Ten Freshman of the Week in three consecutive weeks on Dec. 19, Dec. 27 and Jan. 3.
- Sensabaugh scored a team-high 22 points against North Carolina on Dec. 17 in Madison Square Garden which earned him his first FOW honors.
- He then led the Buckeyes in points, rebounds and assists in Ohio State's 95-61 win over Maine on Dec. 21 for his second honor.
- In wins over Alabama A&M and Northwestern, he averaged 19.5 points, 7.0 rebounds and shot over 57 percent. He scored 21 points and grabbed six rebounds vs. AA&M and then scored 16 of his game-high 18 points in the second half at Northwestern.
- Sensabaugh is just the third Buckeye to earn the award in three consecutive weeks. Jared Sullinger had two different stretches during the 2010-11 year when he won the award six consecutive weeks and three consecutive weeks. D'Angelo Russell also claimed the award in four consecutive weeks during the 2014-15 season.

CHRIS HOLTSMANN

HEAD COACH | 6TH SEASON at OSU | 12TH OVERALL



NOTING HOLTSMANN...

- Three-time Naismith National Coach of the Year Finalist (2015, 2018, 2021)
- Two-time Jim Phelan National Coach of the Year Finalist (2014, 2017)
- Big Ten Coach of the Year (2018)
- Big South Coach of the Year (2013)
- Big East Coach of the Year (2017)
- Collegeinsider.com John McLendon National Coach of the Year (2017)
- USBWA District V Coach of the Year (2018)
- NAIA All-American (1994)
- Has won 20+ games each of the last nine seasons
- Holtmann teams have won an opening-round game in the NCAA Tournament in six of the last seven years in which the NCAA Tournament was contested.
- In his first four years as Ohio State coach his 87 combined wins were third-most behind Thad Matta and Fred Taylor
- Recorded his 100th victory at Ohio State on Jan. 27, 2022 at Minnesota
- Became the 14th head coach in Ohio State history when he was named to the position June 9, 2017
- His 25 wins in his first season at Ohio State were the most for a first-year head coach in program history
- Career win No. 200 was an 87-78 overtime victory over Purdue in the Big Ten Tournament on March 12, 2021
- One of only two coaches in Butler history to lead the Bulldogs to the NCAA Tournament in each of his first three seasons, joining Brad Stevens
- Led Butler to 20+ wins and a NCAA Tournament appearance in each of his three seasons
- Went to the Sweet 16 in 2017 with Butler after earning a No. 4 seed.
- Career win No. 100 was an 81-69 Butler victory over Vermont on Dec. 21, 2016
- Led Gardner-Webb to a school Division I record 21 victories in 2012-13, his final season, after taking over a program that won just eight games in 2009-10.
- In his last season at Gardner-Webb, he was named Big South Conference and NABC District 3 Coach of the Year

HOLTSMANN'S YEARLY RECORDS

Year	School	Record	Conf.	Postseason
2010-11	Gardner-Webb	11-21	6-12/9th	
2011-12	Gardner-Webb	12-20	6-12/9th	
2012-13	Gardner-Webb	21-13	11-5/2nd	CIT 1st Rd
2014-15	Butler	23-11	12-6/3rd	NCAA 3rd Rd
2015-16	Butler	22-11	10-8/4th	NCAA 2nd Rd
2016-17	Butler	25-9	12-6/2nd	NCAA Sweet 16
2017-18	Ohio State	25-9	15-3/2nd	NCAA 2nd Rd
2018-19	Ohio State	20-15	8-12/8th	NCAA 2nd Rd
2019-20	Ohio State	21-10	11-9/5th	Canceled
2020-21	Ohio State	21-10	12-8/5th	NCAA 1st Rd
2021-22	Ohio State	20-12	12-8	NCAA 2nd Rd
2022-23	Ohio State	11-16	3-13	

Overall **232-157 118-102**
(.596) (.536)

OVERALL	W	L	Pct.
Ohio State (6th year)	118	72	.621
Butler (3 years)	70	31	.693
Gardner-Webb (3 years)	44	54	.449

CONFERENCE	W	L	Pct.
Big Ten (6th year)	61	53	.535
Big East (3 years)	34	20	.630
Big South (3 years)	23	29	.442

HOLTSMANN'S TEAMS

Most Points	144 vs. Citadel 11/14/15 (BUT)
Most Points Allowed	97 vs. VMI 1/2/11 (G-W)
Fewest Points	42 at Wofford 12/5/12 (G-W)
Fewest Points Allowed	37 vs. UT Martin 12/22/14 (BUT)
	37 vs. IUPUI 1/18/22 (OSU)
Largest victory	+73 vs. Citadel 11/14/15 (BUT)
Largest defeat	-35 at Purdue 3/2/19 (OSU)
Longest winning streak	9 in 2019-20 (OSU)
Longest losing streak	9 in 2010-11 (G-W)
Decided by 1 point	9-7
Decided by 5 pts or less	50-40
vs. ranked teams	34-45
vs. Top-10 teams	16-22
Home games	140-43
Away games	59-88
Neutral site games	31-26
Overtime games	13-11
Conference Tournament games	5-10
NCAA Tournament games	7-7

CHRIS HOLTSMANN AT A GLANCE...

FULL NAME: Christopher Holtmann
BORN: Nov. 11, 1971
HOMETOWN: Nicholasville, Kentucky
HIGH SCHOOL: Jessamine County
ALMA MATER: Taylor, 1994
 Ball State, 2000
FAMILY: Wife, Lori. Daughter, Nora

COACHING TIME LINE:

2017-Pres.: Ohio State (head coach)
 2014-17: Butler (head coach)
 2013-14: Butler (asst. coach)
 2010-13: Gardner-Webb (head coach)
 2008-10: Ohio (asst. coach)
 2003-08: Gardner-Webb (asst. coach)
 1999-03: Taylor (asst. coach)
 1998-99: Geneva (asst. coach)
 1997-98: Taylor (grad assistant)

Assisted Under: Paul Patterson (Taylor);
 Jeff Santarsiero (Geneva); Rick Scruggs
 (Gardner-Webb); John Groce (Ohio);
 Brandon Miller (Butler)

PLAYING CAREER:

Lettered from 1991-94 at Taylor (Ind.)
 University. As a senior, earned All-
 America honors while leading Taylor to
 a No. 1 ranking in the NAIA rankings.

EDUCATION:

- Bachelor's degree in psychology from
 Taylor in 1994
 - Master's degree in Athletic
 Administration from Ball State in 2000

HOLTSMANN VS. 2022-23 OPPONENTS

Alabama A&M	1 0	Minnesota	5 4
Charleston South.	5 2	Nebraska	6 2
Cincinnati	5 0	North Carolina	2 4
Duke	1 1	Northwestern	8 3
Eastern Illinois	1 0	Penn State	5 5
Illinois	5 5	Purdue	4 7
Indiana	8 5	Robert Morris	2 0
Iowa	5 5	Rutgers	7 2
Maine	2 0	San Diego St.	0 1
Maryland	4 5	St. Francis	1 0
Michigan	5 6	Texas Tech	2 0
Michigan State	2 6	Wisconsin	3 5

ALL-TIME SERIES VS. PENN STATE

SERIES INFORMATION WITH PENN STATE

Series..... Ohio State leads 40-19
Games at Ohio State..... Ohio State leads 21-5
Games at Value City Arena..... Ohio State leads 15-2
Games at Penn State..... Ohio State leads 15-10
Games at Bryce Jordan Cntr...... Ohio State leads 13-8
Neutral Site Games..... Series tied 4-4
Big Ten Tournament Games..... Ohio State leads 4-3
Longest Ohio State win streak..... 18 (2004-14)
Longest OSU home win streak..... 9 (2000-13)
Longest OSU away win streak..... 6 (2005-13)
Longest PSU win streak..... 4 (1995-96)
Longest PSU home win streak..... 5 (1995-99)
Longest PSU away win streak..... 2 (1995-96)
Current Series Streak..... Penn State W-1
Ranked OSU teams vs. Penn State..... 22-8
OSU vs. ranked Penn State teams..... 0-2
OSU record when both teams are ranked..... None

WHEN OSU SCORES...

	OSU Record		
	W	L	Pct.
100+	2	0	1.000
90-99	3	0	1.000
80-89	3	3	.500
70-79	23	6	.793
60-69	12	7	.632
50-59	0	3	.000
40-49	0	1	.000
39 or fewer	0	0	.000
Total (63)	43	20	.689

PENN STATE SERIES SCORING ANALYSIS

Points (Gms.)	OSU	PSU	OSU Rcd.
All Games (63)	4,599	4,263	43-20
Avg.	73.0	67.7	
In Columbus (29)	2,195	1,895	23-6
Avg.	75.7	65.3	
In State College (26)	1,859	1,748	16-10
Avg.	71.5	67.2	
Neutral Site (8)	545	538	4-4
Avg.	68.1	67.3	

Note: Includes statistics from four (3-1) vacated games from 1999-2002

GAME-BY-GAME RESULTS

Date	W/L	OSU	PSU	Site
12/30/50	L	58	67	N
12/23/61	W	92	49	H
12/8/73	W	72	65	H
12/7/75	L	68	74	A
1/2/92	W	73	63	H
1/5/93	W	71	68	A
2/5/93	W	62	59	H
1/19/94	W	79	57	H
2/19/94	W	60	57	A
1/14/95	L	64	78	H
3/1/95	L	68	75	A
1/3/96	L	69	72	H
3/9/96	L	70	86	A
1/8/97	W	70	62	H
3/1/97	L	55	56	A
2/16/98	L	81	90	A
2/28/98	L	85	89	H
<i>*1/20/98</i>	<i>W</i>	<i>70</i>	<i>62</i>	<i>H</i>
2/27/99	L	85	98 (ot)	A
2/12/00	W	88	75	H
3/1/00	W	79	73	A
3/10/00	L	66	71	N
<i>*1/10/01</i>	<i>L</i>	<i>75</i>	<i>78</i>	<i>H</i>
<i>*3/3/01</i>	<i>W</i>	<i>93</i>	<i>87</i>	<i>A</i>
<i>*1/16/02</i>	<i>W</i>	<i>76</i>	<i>57</i>	<i>H</i>
2/12/03	W	76	67	A
1/10/04	L	47	64	A
3/3/04	W	71	64	H
1/26/05	W	68	62	H
2/12/05	W	66	56	A
3/10/05	W	72	69	N
1/5/06	W	104	69	H
1/21/06	W	75	65	A
3/10/06	W	63	56	N
2/14/07	W	64	62	A
2/21/07	W	68	60	H
1/29/08	W	68	56	A
2/24/09	W	73	59	H
2/3/10	W	75	62	H
2/24/10	W	75	67	A
1/15/11	W	69	66	H
3/1/11	W	82	61	A
3/13/11	W	71	60	N
1/25/12	W	78	54	H
1/26/13	W	65	51	A

Date W/L OSU PSU Site

1/29/14	L	70	71 (ot)	H
2/27/14	L	63	65	A
2/8/15	W	75	55	H
3/4/15	W	77	67	A
1/21/16	W	66	46	H
3/10/16	W	79	75	N
2/28/17	W	71	70	A
1/25/18	L	79	82	H
2/15/18	L	56	79	A
3/2/18	L	68	69	N
2/7/19	W	74	70	H
12/7/19	W	106	74	H
1/18/20	L	76	90	A
1/27/21	W	83	79	H
2/18/21	W	92	82	A
12/5/21	W	76	64	A
1/16/22	W	61	56	H
3/10/22	L	68	71	N

NOTE: Games in *Italic* vacated by NCAA.

Team and Individual Records

Ohio State Team vs. Penn State

FG	43 (68)	PSU (1/5/06)
FGA	83 (21)	PSU (12/30/50)
FG %	63.2 (43-68)	PSU (1/5/06)
3 FG	14 (26)	PSU (12/7/19)
3 FGA	31 (11)	PSU (3/10/05)
3 FG %	60.0 (6-10)	PSU (1/19/94)
FT	30 (37)	PSU (12/7/19)
FTA	39 (26)	vs. PSU (3/10/16)
FT %	1.000 (16-16)	PSU (1/25/18)
OR	21	PSU (3/10/00)
DR	35	PSU (1/25/12)
Rebs.	66	PSU (12/23/61)
PF	26	@ PSU (2/27/99)
Pts.	106	PSU (12/7/19)
Assists	28	PSU (1/5/06)
Blocks	9	PSU (2/12/00)
Steals	11	PSU (3/3/04)

Ohio State Individual vs. Penn State

FG	13 (22)	Doug Etzler (3/1/95)
FGA	23 (11)	Michael Redd (2/28/98)
3 FG	10 (12)	Jon Diebler (3/1/11)
3 FGA	14 (2)	Scoonie Penn (3/10/00)
FT	13 (15)	Marc Loving (3/10/16)
FTA	16 (8)	D'Angelo Russell (3/4/15)
OR	8	Jermaine Tate (1/3/96)
DR	14	Shun Jenkins (2/12/03)
Rebs.	17	Shun Jenkins (2/12/03)
Pts.	32	Michael Redd (2/28/98)
Assists	8	Evan Turner (2/24/09)
	8	Jamari Wheeler (12/5/21)
Blocks	8	Ken Johnson (2/12/00)
Steals	6	Carlos Davis (2/16/98)

Penn State Team vs. Ohio State

FG	31 (61)	@PSU (2/27/99)
FGA	72 (25)	PSU (12/30/50)
FG %	55.8 (24-43)	PSU (1/3/96)
3 FG	12 (28)	@ PSU (2/18/21)
3 FGA	32 (9)	@ PSU (1/29/08)
3 FG %	78.6 (11-14)	PSU (1/25/18)
FT	28 (36)	PSU (2/28/98)
FTA	36 (28)	PSU (2/28/98)
FT %	92.3 (12-13)	PSU (1/15/11)
OR	20	@ PSU (1/5/93)
DR	34	PSU (1/14/95)
Rebs.	44	PSU (1/14/95)
PF	28	PSU (2/21/07)
Pts.	98	@ PSU (2/27/99)
Assists	22	@ PSU (2/16/98)
Blocks	7	@ PSU (1/26/13)
Steals	10	@ PSU (1/10/04)

Penn State Individual vs. Ohio State

FG	10 (14)	Tony Carr (1/25/19)
FGA	25 (9)	Joe Crispin (3/3/01)
3 FG	7 (14)	Joe Crispin (2/27/99)
3 FGA	14 (5)	Shep Garner (2/28/17)
FT	11 (16)	Marlon Smith (1/10/04)
FTA	16 (11)	Marlon Smith (1/10/04)
OR	7	Geary Claxton (1/26/05)
DR	10	John Amaechi (2/19/94)
Rebs.	14	John Amaechi (2/19/94)
Pts.	30	Tony Carr (2/15/18)
Assists	9	Ben Luber (3/10/06)
Blocks	6	Calvin Booth (2/16/98)
Steals	4	Geary Claxton (1/21/06)

2022-23 SEASON STATS

Game Records

Record	Overall	Home	Away	Neutral
ALL GAMES	11-16	8-5	1-9	2-2
CONFERENCE	3-13	2-5	1-8	0-0
NON-CONFERENCE	8-3	6-0	0-1	2-2

Score by Periods

Team	1st	2nd	OT	TOT
Ohio St.	902	1058	12	1972
Opponents	870	978	21	1869

Team Box Score

No.	Player				Total		3-Point		F-Throw		Rebounds											
		GP-GS	MIN	AVG	FG-FGA	FG%	3FG-3FGA	3FG%	FT-FTA	FT%	OFF	DEF	TOT	AVG	PF	DQ	A	TO	BLK	STL	PTS	AVG
10	SENSABAUGH, Brice	27-16	645:26	23.9	161-334	.482	54-124	.435	69-86	.802	34	105	139	5.1	70	5	28	55	9	15	445	16.5
14	SUEING, Justice	27-24	782:06	29.0	122-280	.436	16-70	.229	64-91	.703	46	85	131	4.9	47	1	47	55	9	19	324	12.0
23	KEY, Zed	25-23	621:11	24.8	104-190	.547	7-24	.292	56-85	.659	76	112	188	7.5	61	1	20	34	24	14	271	10.8
4	MCNEIL, Sean	27-23	789:24	29.2	93-218	.427	45-121	.372	34-39	.872	8	45	53	2.0	33	1	35	27	3	14	265	9.8
2	THORNTON, Bruce	27-27	790:57	29.3	88-203	.433	29-78	.372	35-45	.778	5	67	72	2.7	43	1	68	38	2	23	240	8.9
1	GAYLE JR., Roddy	27-4	396:01	14.7	42-103	.408	11-34	.324	10-13	.769	7	32	39	1.4	39	0	24	21	9	14	105	3.9
13	LIKEKELE, Isaac	24-14	524:40	21.9	40-106	.377	1-8	.125	10-25	.400	27	81	108	4.5	46	1	65	23	6	18	91	3.8
0	HOLDEN, Tanner	25-0	348:03	13.9	32-67	.478	6-13	.462	24-28	.857	15	44	59	2.4	28	0	12	19	3	10	94	3.8
34	OKPARA, Felix	27-3	356:24	13.2	39-68	.574	1-1	1.000	12-20	.600	36	53	89	3.3	41	1	7	14	30	10	91	3.4
15	HARDMAN, Bowen	5-0	17:20	3.5	4-8	.500	4-8	.500	0-0	.000	0	0	0	0.0	2	0	0	0	0	0	12	2.4
3	BROWN III, Eugene	14-1	124:39	8.9	9-21	.429	4-13	.308	2-4	.500	4	12	16	1.1	14	0	2	1	4	4	24	1.7
24	ETZLER, Kalen	7-0	29:48	4.3	3-8	.375	1-5	.200	0-0	.000	2	10	12	1.7	4	0	1	2	0	0	7	1.0
44	SPENCER, Owen	6-0	18:04	3.0	1-6	.167	0-0	.000	1-2	.500	5	4	9	1.5	4	0	2	2	0	0	3	0.5
42	BAUMANN, Colby	3-0	05:58	2.0	0-2	.000	0-1	.000	0-0	.000	2	1	3	1.0	0	0	1	1	0	0	0	0.0
Team											36	45	81					9				
Total		27	5450		738-1614	.457	179-500	.358	317-438	.724	303	696	999	37.0	432	11	312	301	99	141	1972	73.0
Opponents		27	5450		683-1600	.427	188-594	.316	315-436	.722	279	636	915	33.9	432	4	343	300	74	139	1869	69.2

Team Statistics

	OSU	OPP
Scoring	1972	1869
Points per game	73.0	69.2
Scoring margin	+3.8	-
Field goals-att	738-1614	683-1600
Field goal pct	.457	.427
3 point fg-att	179-500	188-594
3-point FG pct	.358	.316
3-pt FG made per game	6.6	7.0
Free throws-att	317-438	315-436
Free throw pct	.724	.722
F-Throws made per game	11.7	11.7
Rebounds	999	915
Rebounds per game	37.0	33.9
Rebounding margin	+3.1	-
Assists	312	343
Assists per game	11.6	12.7
Turnovers	301	300
Turnovers per game	11.1	11.1
Turnover margin	0.0	-
Assist/turnover ratio	1.0	1.1
Steals	141	139
Steals per game	5.2	5.1
Blocks	99	74
Blocks per game	3.7	2.7
Winning streak	0	-
Home win streak	0	-
Attendance	156894	120707
Home games-Avg/Game	13-12069	10-12071
Neutral site-Avg/Game	-	4-6865

Team Results

Date	Opponent		Score	Att.
11/07/2022	Robert Morris	W	91-53	9141
11/10/2022	Charleston So.	W	82-56	8409
11/16/2022	Eastern Ill.	W	65-43	8350
11/21/2022	vs San Diego St.	L	77-88	2400
11/22/2022	vs Cincinnati	W	81-53	2400
11/23/2022	vs Texas Tech	W	80-73	2400
11/30/2022	at Duke	L	72-81	9314
12/03/2022	Saint Francis (PA)	W	96-59	10398
12/08/2022	Rutgers	W	67-66	14042
12/17/2022	vs North Carolina	Lot	84-89	20261
12/21/2022	Maine	W	95-61	10641
12/29/2022	Alabama A&M	W	90-59	14521
01/01/2023	at Northwestern	W	73-57	4372
01/05/2023	Purdue	L	69-71	17227
01/08/2023	at Maryland	L	73-80	12497
01/12/2023	Minnesota	L	67-70	11202
01/15/2023	at Rutgers	Lot	64-68	8000
01/18/2023	at Nebraska	L	60-63	12918
01/21/2023	Iowa	W	93-77	13630
01/24/2023	at Illinois	L	60-69	15544
01/28/2023	at Indiana	L	70-86	17222
02/02/2023	Wisconsin	L	60-65	11918
02/05/2023	at Michigan	L	69-77	12707
02/09/2023	Northwestern	L	63-69	12305
02/12/2023	Michigan St.	L	41-62	15110
02/16/2023	at Iowa	L	75-92	13257
02/19/2023	at Purdue	L	55-82	14876

2022-23 BIG TEN STATS

Game Records

Record	Overall	Home	Away	Neutral
ALL GAMES	3-13	2-5	1-8	0-0
CONFERENCE	3-13	2-5	1-8	0-0
NON-CONFERENCE	0-0	0-0	0-0	0-0

Score by Periods

Team	1st	2nd	OT	TOT
Ohio St.	483	569	7	1059
Opponents	530	613	11	1154

Team Box Score

No.	Player				Total		3-Point		F-Throw		Rebounds								PTS	AVG		
		GP-GS	MIN	AVG	FG-FGA	FG%	3FG-3FGA	3FG%	FT-FTA	FT%	OFF	DEF	TOT	AVG	PF	DQ	A	TO			BLK	STL
10	SENSABAUGH, Brice	16-13	417:04	26.1	98-216	.454	32-75	.427	41-50	.820	25	66	91	5.7	51	4	13	38	6	12	269	16.8
14	SUEING, Justice	16-13	487:04	30.4	64-155	.413	9-38	.237	33-50	.660	25	51	76	4.8	32	0	27	38	6	10	170	10.6
4	MCNEIL, Sean	16-12	480:10	30.0	54-125	.432	25-64	.391	25-30	.833	4	25	29	1.8	18	1	21	16	1	12	158	9.9
23	KEY, Zed	14-12	342:27	24.5	51-105	.486	2-8	.250	26-40	.650	40	64	104	7.4	39	1	8	21	10	9	130	9.3
2	THORNTON, Bruce	16-16	476:18	29.8	45-121	.372	13-46	.283	18-22	.818	2	39	41	2.6	25	0	33	19	1	17	121	7.6
13	LIKEKELE, Isaac	15-6	296:31	19.8	23-64	.359	1-3	.333	6-16	.375	13	43	56	3.7	30	0	35	13	1	12	53	3.5
1	GAYLE JR., Roddy	16-4	226:34	14.2	21-56	.375	5-17	.294	7-9	.778	5	17	22	1.4	21	0	5	9	5	9	54	3.4
0	HOLDEN, Tanner	14-0	162:27	11.6	14-31	.452	3-7	.429	10-10	1.000	3	15	18	1.3	11	0	5	9	1	5	41	2.9
34	OKPARA, Felix	16-3	211:20	13.2	18-34	.529	0-0	.000	5-11	.455	18	27	45	2.8	24	0	3	6	19	2	41	2.6
3	BROWN III, Eugene	13-1	119:32	9.2	9-20	.450	4-12	.333	0-2	.000	3	11	14	1.1	13	0	2	1	4	2	22	1.7
44	SPENCER, Owen	1-0	05:33	5.6	0-0	.000	0-0	.000	0-0	.000	0	2	2	2.0	4	0	1	1	0	0	0	0.0
Team											24	26	50				5					
Total		16	3225		397-927	.428	94-270	.348	171-240	.713	162	386	548	34.3	268	6	153	176	54	90	1059	66.2
Opponents		16	3225		416-928	.448	127-368	.345	195-269	.725	165	403	568	35.5	244	2	220	169	50	85	1154	72.1

Team Statistics

	OSU	OPP
Scoring	1059	1154
Points per game	66.2	72.1
Scoring margin	-5.9	-
Field goals-att	397-927	416-928
Field goal pct	.428	.448
3 point fg-att	94-270	127-368
3-point FG pct	.348	.345
3-pt FG made per game	5.9	7.9
Free throws-att	171-240	195-269
Free throw pct	.713	.725
F-Throws made per game	10.7	12.2
Rebounds	548	568
Rebounds per game	34.3	35.5
Rebounding margin	-1.3	-
Assists	153	220
Assists per game	9.6	13.8
Turnovers	176	169
Turnovers per game	11.0	10.6
Turnover margin	-0.4	-
Assist/turnover ratio	0.9	1.3
Steals	90	85
Steals per game	5.6	5.3
Blocks	54	50
Blocks per game	3.4	3.1
Winning streak	0	-
Home win streak	0	-
Attendance	95434	111393
Home games-Avg/Game	7-13633	9-12377
Neutral site-Avg/Game	-	0-0

Team Results

Date	Opponent		Score	Att.
12/08/2022	Rutgers	W	67-66	14042
01/01/2023	at Northwestern	W	73-57	4372
01/05/2023	Purdue	L	69-71	17227
01/08/2023	at Maryland	L	73-80	12497
01/12/2023	Minnesota	L	67-70	11202
01/15/2023	at Rutgers	Lot	64-68	8000
01/18/2023	at Nebraska	L	60-63	12918
01/21/2023	Iowa	W	93-77	13630
01/24/2023	at Illinois	L	60-69	15544
01/28/2023	at Indiana	L	70-86	17222
02/02/2023	Wisconsin	L	60-65	11918
02/05/2023	at Michigan	L	69-77	12707
02/09/2023	Northwestern	L	63-69	12305
02/12/2023	Michigan St.	L	41-62	15110
02/16/2023	at Iowa	L	75-92	13257
02/19/2023	at Purdue	L	55-82	14876

2022-23 SCHEDULE / RESULTS

OVERALL: 11-16 / BIG TEN: 3-13 / HOME: 8-5 / ROAD: 1-9 / NEUTRAL: 2-2

	OSU Rank	OPP Rank	Opponent	W/L	Score	Record	OSU High Scorer	OPP High Scorer	High Rebounds	High Assists	Attend.
N1	--	--	Indianapolis (Exh.)	W	101-57		Tanner Holden 25	Braden Olsen 12 I. Amara-Artharee 12	Felix Okpara 9	Bruce Thornton 11	7,884
N7	--	--	ROBERT MORRIS	W	91-53	1-0	Justice Sueing 20	Enoch Cheeks 17	Zed Key 10	Isaac Likekele 6	9,141
N10	--	--	CHARLESTON SOUTH.	W	82-56	2-0	Zed Key 17	Tahlik Chavez 13	Zed Key 13	Isaac Likekele 4	8,409
N16	--	--	EASTERN ILLINOIS	W	65-43	3-0	B. Sensabaugh 20	Yaakema Rose 17	Zed Key 14	Isaac Likekele 3 Bruce Thornton 3 Roddy Gayle Jr. 3	8,350
N21	--	17/19	vs San Diego State ¹	L	77-88	3-1	Sean McNeil 22	Matt Bradley 18	Justice Sueing 6	Bruce Thornton 3	2,400
N22	--	--	vs. Cincinnati ¹	W	81-53	4-1	Zed Key 19	Viktor Lakhin 12	Zed Key 8	Isaac Likekele 4	2,400
N23	--	21/20	vs. Texas Tech ¹	W	80-71	5-1	Justice Sueing 33	Daniel Batcho 21	Justice Sueing 8	Justice Sueing 5	2,400
N30	25/25	17/16	at Duke ²	L	72-81	5-2	Zed Key 21	Kyle Filipowski 16	Zed Key 8	Bruce Thornton 2	9,314
D3	25/25	--	ST. FRANCIS	W	96-59	6-2	B. Sensabaugh 15	Josh Cohen 18	Felix Okpara 12	Sean McNeil 4	10,398
D8	25/23	--	RUTGERS*	W	67-66	7-2, 1-0	Zed Key 22	Clifford Omoruyi 16	Zed Key 14	Bruce Thornton 5	14,032
D17	23/21	--	vs. North Carolina ³	L (ot)	84-89	7-3	B. Sensabaugh 22	Armando Bacot 28	Justice Sueing 9	Bruce Thornton 5	20,261
D21	--	--	MAINE	W	95-61	8-3	B. Sensabaugh 19	Kellen Tynes 19	B. Sensabaugh 7	B. Sensabaugh 7	10,641
D29	--	--	ALABAMA A&M	W	90-59	9-3	B. Sensabaugh 21	Garrett Hicks 11	Zed Key 10	Bruce Thornton 5 Isaac Likekele 5	14,521
J1	--	--	at Northwestern*	W	73-57	10-3, 2-0	B. Sensabaugh 18	Chase Audige 16	Zed Key 11	Bruce Thornton 6	4,372
J5	24/23	1/1	PURDUE*	L	69-71	10-4, 2-1	B. Sensabaugh 21	Braden Smith 16 Zach Edey 16	B. Sensabaugh 5 Bruce Thornton 5 Felix Okpara 5	Bruce Thornton 3	17,227
J8	24/23	--	at Maryland*	L	73-80	10-5, 2-2	B. Sensabaugh 22	Jahmir Young 30	B. Sensabaugh 6	Isaac Likekele 4	12,497
J12	--	--	MINNESOTA*	L	67-70	10-6, 2-3	B. Sensabaugh 22	Dawson Garcia 28	B. Sensabaugh 10	Isaac Likekele 2 Justice Sueing 2	11,202
J15	--	--	at Rutgers*	L (ot)	64-68	10-7, 2-4	B. Sensabaugh 20	Cam Spencer 21	B. Sensabaugh 11	Justice Sueing 2	8,000
J18	--	--	at Nebraska*	L	60-63	10-8, 2-5	B. Sensabaugh 18	Sam Griesel 15	B. Sensabaugh 10 Zed Key 10	Justice Sueing 4	12,952
J21	--	--	IOWA*	W	93-77	11-8, 3-5	B. Sensabaugh 27	Kris Murray 22	Isaac Likekele 10	Isaac Likekele 7	13,630
J24	--	--	at Illinois*	L	60-69	11-9, 3-6	B. Sensabaugh 14	T. Shannon Jr. 17	Isaac Likekele 5 Sean McNeil 5	Sean McNeil 3	15,544
J28	--	--	at Indiana*	L	70-86	11-10, 3-7	B. Sensabaugh 23	J. Hood-Shifino 24	B. Sensabaugh 6	Isaac Likekele 3 B. Thornton 3	17,222
F2	--	--	WISCONSIN*	L	60-65	11-11, 3-8	B. Sensabaugh 13	Connor Essegian 17	Justice Sueing 11	Isaac Likekele 4	11,918
F5	--	--	at Michigan*	L	69-77	11-12, 3-9	Bruce Thornton 22	H. Dickinson 26	B. Sensabaugh 9	Isaac Likekele 2 Sean McNeil 2	12,707
F6	--	--	NORTHWESTERN*	L	63-69	11-13, 3-10	Justice Sueing 19	Brooks Barnhizer 19 Boo Buie 19	Zed Key 10	Bruce Thornton 3	12,305
F12	--	--	MICHIGAN STATE*	L	41-62	11-14, 3-11	Sean McNeil 10	Joey Hauser 22	Zed Key 8	Bruce Thornton 2 Roddy Gayle Jr. 2	15,110
F16	--	--	at Iowa*	L	75-92	11-15, 3-12	Sean McNeil 20	Tony Perkins 24	Justice Sueing 4	Isaac Likekele 4	13,257
F19	--	3/3	at Purdue*	L	55-82	11-16, 3-13	B. Sensabaugh 20	Zach Edey 26	B. Sensabaugh 5	B. Sensabaugh 2 Sean McNeil 2 Eugene Brown III 2	14,876
F23	--	--	PENN STATE*								
F26	--	--	ILLINOIS*								
M1	--	--	MARYLAND*								
M4	--	--	at Michigan State*								
M8-12	--	--	Big Ten Tournament ⁴								

CAPS - home game

* - Big Ten game

1 - Maui Invitational (Lahaina, Hawaii)

2 - ACC/Big Ten Challenge

3 - CBS Sports Classic (New York, N.Y.)

4 - Big Ten Tournament (Chicago, Ill.)

Rank = Associated Press / Coaches (at time of game)

SEASON / CAREER STATISTICS

Player	Season Statistics										Career Statistics									
	GP-GS	MIN/G	FG%	3FG%	FT%	R/G	A/G	STL	BLK	PTS/G	GP-GS	MIN/G	FG%	3FG%	FT%	R/G	A/G	STL	BLK	PTS/G
BAUMANN, Colby	3-0	2.0	.000	.000	.000	1.0	0.3	0	0	0.0	3-0	2.0	.000	.000	.000	1.0	0.3	0	0	0.0
BROWN III, Eugene	14-1	8.9	.429	.308	.500	1.1	0.1	4	4	1.7	69-11	10.8	.415	.260	.581	1.7	0.3	12	15	2.2
ETZLER, Kalen	7-0	4.3	.375	.200	.000	1.7	0.1	0	0	1.0	7-0	4.3	.375	.200	.000	1.7	0.1	0	0	1.0
GAYLE JR., Roddy	27-4	14.7	.408	.324	.769	1.4	0.9	14	9	3.9	27-4	14.7	.408	.324	.769	1.4	0.9	14	9	3.9
HARDMAN, Bowen	5-0	3.5	.500	.500	.000	0.0	0.0	0	0	2.4	5-0	3.5	.500	.500	.000	0.0	0.0	0	0	2.4
HOLDEN, Tanner	25-0	13.9	.478	.462	.857	2.4	0.5	10	3	3.8	117-91	28.7	.527	.362	.751	6.0	1.9	123	25	13.5
KEY, Zed	25-23	24.8	.547	.292	.659	7.5	0.8	14	24	10.8	85-47	18.3	.568	.292	.602	5.4	0.5	23	70	7.7
LIKEKELE, Isaac	24-14	21.9	.377	.125	.400	4.5	2.7	18	6	3.8	138-124	29.7	.451	.263	.606	5.4	3.7	178	36	8.0
MCNEIL, Sean	27-23	29.2	.427	.372	.872	2.0	1.3	14	3	9.8	116-78	27.1	.409	.369	.863	2.0	1.0	61	9	10.0
OKPARA, Felix	27-3	13.2	.574	1.000	.600	3.3	0.3	10	30	3.4	27-3	13.2	.574	1.000	.600	3.3	0.3	10	30	3.4
SENSABAUGH, Brice	27-16	23.9	.482	.435	.802	5.1	1.0	15	9	16.5	27-16	23.9	.482	.435	.802	5.1	1.0	15	9	16.5
SPENCER, Owen	6-0	3.0	.167	.000	.500	1.5	0.3	0	0	0.5	29-0	6.7	.258	.000	.467	1.7	0.3	1	5	0.8
SUEING, Justice	27-24	29.0	.436	.229	.703	4.9	1.7	19	9	12.0	123-116	30.7	.444	.298	.733	5.4	1.6	149	45	12.6
THORNTON, Bruce	27-27	29.3	.433	.372	.778	2.7	2.5	23	2	8.9	27-27	29.3	.433	.372	.778	2.7	2.5	23	2	8.9

Scoring

Player	Season Statistics									Career Statistics								
	FG-FGA	FG%	3FG-3FGA	3FG%	FT-FTA	FT%	PTS	PTS/G	FG-FGA	FG%	3FG-3FGA	3FG%	FT-FTA	FT%	PTS	PTS/G		
BAUMANN, Colby	0-2	.000	0-1	.000	0-0	.000	0	0.0	0-2	.000	0-1	.000	0-0	.000	0	0.0		
BROWN III, Eugene	9-21	.429	4-13	.308	2-4	.500	24	1.7	56-135	.415	19-73	.260	18-31	.581	149	2.2		
ETZLER, Kalen	3-8	.375	1-5	.200	0-0	.000	7	1.0	3-8	.375	1-5	.200	0-0	.000	7	1.0		
GAYLE JR., Roddy	42-103	.408	11-34	.324	10-13	.769	105	3.9	42-103	.408	11-34	.324	10-13	.769	105	3.9		
HARDMAN, Bowen	4-8	.500	4-8	.500	0-0	.000	12	2.4	4-8	.500	4-8	.500	0-0	.000	12	2.4		
HOLDEN, Tanner	32-67	.478	6-13	.462	24-28	.857	94	3.8	545-1035	.527	47-130	.362	438-583	.751	1575	13.5		
KEY, Zed	104-190	.547	7-24	.292	56-85	.659	271	10.8	260-458	.568	7-24	.292	130-216	.602	657	7.7		
LIKEKELE, Isaac	40-106	.377	1-8	.125	10-25	.400	91	3.8	423-938	.451	20-76	.263	240-396	.606	1106	8.0		
MCNEIL, Sean	93-218	.427	45-121	.372	34-39	.872	265	9.8	394-963	.409	200-542	.369	177-205	.863	1165	10.0		
OKPARA, Felix	39-68	.574	1-1	1.000	12-20	.600	91	3.4	39-68	.574	1-1	1.000	12-20	.600	91	3.4		
SENSABAUGH, Brice	161-334	.482	54-124	.435	69-86	.802	445	16.5	161-334	.482	54-124	.435	69-86	.802	445	16.5		
SPENCER, Owen	1-6	.167	0-0	.000	1-2	.500	3	0.5	8-31	.258	0-4	.000	7-15	.467	23	0.8		
SUEING, Justice	122-280	.436	16-70	.229	64-91	.703	324	12.0	533-1201	.444	115-386	.298	374-510	.733	1555	12.6		
THORNTON, Bruce	88-203	.433	29-78	.372	35-45	.778	240	8.9	88-203	.433	29-78	.372	35-45	.778	240	8.9		

Totals

Player	Season Statistics								Career Statistics							
	O-REB	D-REB	TOTAL	PF	FO	A	TO	A/TO	O-REB	D-REB	TOTAL	PF	FO	A	TO	A/TO
BAUMANN, Colby	2	1	3	0	0	1	1	1.0	2	1	3	0	0	1	1	1.0
BROWN III, Eugene	4	12	16	14	0	2	1	2.0	32	84	116	66	0	22	19	1.2
ETZLER, Kalen	2	10	12	4	0	1	2	0.5	2	10	12	4	0	1	2	0.5
GAYLE JR., Roddy	7	32	39	39	0	24	21	1.1	7	32	39	39	0	24	21	1.1
HARDMAN, Bowen	0	0	0	2	0	0	0	0.0	0	0	0	2	0	0	0	0.0
HOLDEN, Tanner	15	44	59	28	0	12	19	0.6	230	468	698	221	6	219	196	1.1
KEY, Zed	76	112	188	61	1	20	34	0.6	181	275	456	190	1	44	91	0.5
LIKEKELE, Isaac	27	81	108	46	1	65	23	2.8	167	573	740	272	5	506	291	1.7
MCNEIL, Sean	8	45	53	33	1	35	27	1.3	34	196	230	128	1	117	98	1.2
OKPARA, Felix	36	53	89	41	1	7	14	0.5	36	53	89	41	1	7	14	0.5
SENSABAUGH, Brice	34	105	139	70	5	28	55	0.5	34	105	139	70	5	28	55	0.5
SPENCER, Owen	5	4	9	4	0	2	2	1.0	16	34	50	25	0	8	8	1.0
SUEING, Justice	46	85	131	47	1	47	55	0.9	189	477	666	278	5	198	234	0.8
THORNTON, Bruce	5	67	72	43	1	68	38	1.8	5	67	72	43	1	68	38	1.8

OHIO STATE GAME-BY-GAME STATS

Opponent	Date	Score		Total		3-Pointers		Free throws		Rebounds				PF	A	TO	BLK	STL	PTS	AVG
				FG-FGA	PCT	3FG-3FGA	PCT	FT-FTA	PCT	OFF	DEF	TOT	AVG							
Robert Morris	11/07/2022	91-53	W	34-61	.557	10-21	.476	13-21	.619	14	34	48	48.0	14	18	14	5	6	91	91.0
Charleston So.	11/10/2022	82-56	W	31-60	.517	4-15	.267	16-18	.889	14	33	47	47.5	11	11	14	2	2	82	86.5
Eastern Ill.	11/16/2022	65-43	W	23-57	.404	8-28	.286	11-18	.611	10	42	52	49.0	15	14	17	6	4	65	79.3
vs San Diego St.	11/21/2022	77-88	L	28-66	.424	7-22	.318	14-15	.933	8	26	34	45.3	20	9	8	4	4	77	78.8
vs Cincinnati	11/22/2022	81-53	W	30-64	.469	6-20	.300	15-18	.833	19	23	42	44.6	13	7	6	2	3	81	79.2
vs Texas Tech	11/23/2022	80-73	W	27-52	.519	8-20	.400	18-18	1.000	9	17	26	41.5	13	15	10	2	6	80	79.3
at Duke	11/30/2022	72-81	L	26-55	.473	3-13	.231	17-22	.773	12	19	31	40.0	25	6	16	4	4	72	78.3
Saint Francis (PA)	12/03/2022	96-59	W	35-70	.500	13-23	.565	13-18	.722	18	30	48	41.0	10	20	7	5	3	96	80.5
Rutgers	12/08/2022	67-66	W	26-56	.464	8-19	.421	7-12	.583	13	22	35	40.3	15	14	14	3	6	67	79.0
vs North Carolina	12/17/2022	84-89	Lot	34-74	.459	9-24	.375	7-14	.500	14	28	42	40.5	22	17	16	3	8	84	79.5
Maine	12/21/2022	95-61	W	41-67	.612	8-19	.421	5-7	.714	10	29	39	40.4	10	23	7	5	6	95	80.9
Alabama A&M	12/29/2022	90-59	W	32-61	.525	9-25	.360	17-29	.586	13	29	42	40.5	11	19	10	7	5	90	81.7
at Northwestern	01/01/2023	73-57	W	26-56	.464	6-15	.400	15-20	.750	10	36	46	40.9	13	15	12	7	5	73	81.0
Purdue	01/05/2023	69-71	L	29-58	.500	6-14	.429	5-7	.714	9	18	27	39.9	13	11	7	4	8	69	80.1
at Maryland	01/08/2023	73-80	L	24-55	.436	9-19	.474	16-19	.842	7	19	26	39.0	28	8	12	3	7	73	79.7
Minnesota	01/12/2023	67-70	L	24-64	.375	6-13	.462	13-15	.867	14	25	39	39.0	15	5	9	3	5	67	78.9
at Rutgers	01/15/2023	64-68	Lot	23-67	.343	8-21	.381	10-12	.833	15	31	46	39.4	22	7	13	4	5	64	78.0
at Nebraska	01/18/2023	60-63	L	20-56	.357	5-17	.294	15-23	.652	6	32	38	39.3	16	9	11	5	6	60	77.0
Iowa	01/21/2023	93-77	W	36-64	.563	8-16	.500	13-17	.765	12	24	36	39.2	17	15	11	3	7	93	77.8
at Illinois	01/24/2023	60-69	L	22-60	.367	4-10	.400	12-20	.600	10	20	30	38.7	16	8	6	3	6	60	77.0
at Indiana	01/28/2023	70-86	L	26-59	.441	5-19	.263	13-19	.684	12	21	33	38.4	18	9	8	2	5	70	76.6
Wisconsin	02/02/2023	60-65	L	24-56	.429	4-14	.286	8-13	.615	12	33	45	38.7	20	9	16	3	5	60	75.9
at Michigan	02/05/2023	69-77	L	26-64	.406	5-16	.313	12-17	.706	11	25	36	38.6	16	6	6	2	4	69	75.6
Northwestern	02/09/2023	63-69	L	24-48	.500	1-14	.071	14-22	.636	10	25	35	38.5	16	10	15	1	3	63	75.0
Michigan St.	02/12/2023	41-62	L	17-60	.283	6-29	.207	1-2	.500	14	19	33	38.2	7	5	11	2	6	41	73.7
at Iowa	02/16/2023	75-92	L	28-49	.571	8-15	.533	11-11	1.000	2	20	22	37.6	15	11	14	3	3	75	73.7
at Purdue	02/19/2023	55-82	L	22-55	.400	5-19	.263	6-11	.545	5	16	21	37.0	21	11	11	6	9	55	73.0
Total		1972		738-1614	.457	179-500	.358	317-438	.724	303	696	999	37.0	432	312	301	99	141	1972	73.0
Opponents		1869		683-1600	.427	188-594	.316	315-436	.722	279	636	915	33.9	432	343	300	74	139	1869	69.2

Ohio St. Averages

Games Played	Points/game	FG Pct	3FG Pct	FT Pct	Rebounds/game	Assists/game	Turnovers/game	Assist/Turnover ratio	Steals/game	Blocks/game
27	73.0	45.7	35.8	72.4	37.0	11.6	11.1	1.0	5.2	3.7

OPPONENT GAME-BY-GAME STATS

Opponent	Date	Score		Total		3-Pointers		Free throws		Rebounds				PF	A	TO	BLK	STL	PTS	AVG
				FG-FGA	PCT	3FG-3FGA	PCT	FT-FTA	PCT	OFF	DEF	TOT	AVG							
Robert Morris	11/07/2022	91-53	W	20-63	.317	4-24	.167	9-17	.529	13	14	27	27.0	16	6	11	1	5	53	53.0
Charleston So.	11/10/2022	82-56	W	22-65	.338	5-22	.227	7-10	.700	11	17	28	27.5	13	6	9	2	3	56	54.5
Eastern Ill.	11/16/2022	65-43	W	16-64	.250	4-20	.200	7-15	.467	9	28	37	30.7	19	6	13	0	8	43	50.7
vs San Diego St.	11/21/2022	77-88	L	31-61	.508	10-21	.476	16-20	.800	7	30	37	32.3	16	14	7	5	3	88	60.0
vs Cincinnati	11/22/2022	81-53	W	20-52	.385	4-18	.222	9-15	.600	12	17	29	31.6	16	4	14	5	3	53	58.6
vs Texas Tech	11/23/2022	80-73	W	28-55	.509	5-18	.278	12-13	.923	9	16	25	30.5	18	14	10	2	6	73	61.0
at Duke	11/30/2022	72-81	L	25-55	.455	5-13	.385	26-30	.867	13	21	34	31.0	20	16	13	3	9	81	63.9
Saint Francis (PA)	12/03/2022	96-59	W	24-59	.407	6-19	.316	5-7	.714	5	20	25	30.3	17	14	11	1	2	59	63.3
Rutgers	12/08/2022	67-66	W	28-54	.519	5-17	.294	5-8	.625	6	21	27	29.9	19	14	13	4	7	66	63.6
vs North Carolina	12/17/2022	84-89	Lot	32-72	.444	6-28	.214	19-27	.704	16	32	48	31.7	16	20	13	2	7	89	66.1
Maine	12/21/2022	95-61	W	25-64	.391	6-25	.240	5-6	.833	10	17	27	31.3	13	11	13	2	4	61	65.6
Alabama A&M	12/29/2022	90-59	W	24-62	.387	6-18	.333	5-7	.714	9	21	30	31.2	24	12	17	1	4	59	65.1
at Northwestern	01/01/2023	73-57	W	19-67	.284	9-31	.290	10-17	.588	14	23	37	31.6	16	11	7	5	5	57	64.5
Purdue	01/05/2023	69-71	L	25-58	.431	13-31	.419	8-10	.800	16	21	37	32.0	9	15	14	0	4	71	64.9
at Maryland	01/08/2023	73-80	L	24-52	.462	5-13	.385	27-33	.818	14	26	40	32.5	17	7	12	2	4	80	65.9
Minnesota	01/12/2023	67-70	L	27-54	.500	7-22	.318	9-16	.563	4	28	32	32.5	14	12	9	6	3	70	66.2
at Rutgers	01/15/2023	64-68	Lot	21-62	.339	6-24	.250	20-27	.741	14	30	44	33.2	15	16	10	8	8	68	66.3
at Nebraska	01/18/2023	60-63	L	23-56	.411	6-21	.286	11-17	.647	4	35	39	33.5	17	11	13	3	5	63	66.1
Iowa	01/21/2023	93-77	W	27-60	.450	11-24	.458	12-14	.857	10	19	29	33.3	17	15	14	1	6	77	66.7
at Illinois	01/24/2023	60-69	L	24-59	.407	5-28	.179	16-18	.889	14	30	44	33.8	20	13	12	6	4	69	66.8
at Indiana	01/28/2023	70-86	L	32-64	.500	10-20	.500	12-17	.706	15	24	39	34.0	19	17	9	3	5	86	67.7
Wisconsin	02/02/2023	60-65	L	23-55	.418	6-20	.300	13-22	.591	4	22	26	33.7	15	9	8	0	8	65	67.6
at Michigan	02/05/2023	69-77	L	28-57	.491	8-23	.348	13-18	.722	7	27	34	33.7	13	11	9	3	2	77	68.0
Northwestern	02/09/2023	63-69	L	24-52	.462	12-29	.414	9-13	.692	6	18	24	33.3	17	15	10	1	6	69	68.0
Michigan St.	02/12/2023	41-62	L	27-59	.458	7-22	.318	1-1	1.000	12	30	42	33.6	12	15	11	2	4	62	67.8
at Iowa	02/16/2023	75-92	L	37-65	.569	10-27	.370	8-11	.727	11	19	30	33.5	10	23	7	3	7	92	68.7
at Purdue	02/19/2023	55-82	L	27-54	.500	7-16	.438	21-27	.778	14	30	44	33.9	14	16	11	3	7	82	69.2
Total		1869		683-1600	.427	188-594	.316	315-436	.722	279	636	915	33.9	432	343	300	74	139	1869	69.2
Ohio St.		1972		738-1614	.457	179-500	.358	317-438	.724	303	696	999	37.0	432	312	301	99	141	1972	73.0

Opponents Averages

Games Played	Points/game	FG Pct	3FG Pct	FT Pct	Rebounds/game	Assists/game	Turnovers/game	Assist/Turnover ratio	Steals/game	Blocks/game
27	69.2	42.7	31.6	72.2	33.9	12.7	11.1	1.1	5.1	2.7

POINTS-REBOUNDS-ASSISTS

Opponent	Date	Score	0		1		2		3		4		10		13		14		15		23		24	
			HOLDEN, TAN	GAYLE JR.,	THORNTON, B	BROWN III, MCNEIL, SEA	SENSABAUGH	LIKEKELE, J	SUEING, JUS	HARDMAN, BO	KEY, ZED	ETZLER, KAL												
Robert Morris	11/07/2022	91-53	W	12-3-0	7-3-3	3-2-4	DNP	6-0-2	17-9-1	9-9-6	20-2-2	0-0-0	13-10-0	0-2-0										
Charleston So.	11/10/2022	82-56	W	2-5-2	9-1-1	8-0-2	DNP	13-6-0	14-4-0	4-5-4	11-3-1	0-0-0	17-13-1	0-3-0										
Eastern Ill.	11/16/2022	65-43	W	8-3-1	8-2-3	5-7-3	DNP	0-2-1	20-4-0	4-10-3	6-4-1	DNP	10-14-1	0-1-0										
vs San Diego St.	11/21/2022	77-88	L	4-3-1	2-0-1	13-3-3	DNP	22-2-1	17-5-0	2-5-1	6-6-1	DNP	7-3-1	DNP										
vs Cincinnati	11/22/2022	81-53	W	6-7-0	0-2-1	17-0-0	DNP	5-1-0	17-2-0	0-7-4	11-6-1	DNP	19-8-1	2-1-0										
vs Texas Tech	11/23/2022	80-73	W	0-2-0	0-1-0	9-4-4	DNP	13-1-0	10-0-1	4-2-3	33-8-5	DNP	9-3-2	DNP										
at Duke	11/30/2022	72-81	L	0-0-0	3-2-0	11-0-2	DNP	14-3-1	4-1-0	5-7-1	12-5-1	DNP	21-8-1	DNP										
Saint Francis (PA)	12/03/2022	96-59	W	8-5-0	12-2-3	13-2-2	DNP	10-1-4	15-2-2	8-5-3	6-5-3	0-0-0	11-5-1	3-3-1										
Rutgers	12/08/2022	67-66	W	3-2-1	2-2-0	10-4-5	DNP	7-1-2	13-2-1	DNP	9-4-3	DNP	22-14-2	DNP										
vs North Carolina	12/17/2022	84-89	Lot	5-3-2	2-2-2	17-5-5	DNP	7-3-2	22-8-3	DNP	16-9-0	DNP	11-4-1	DNP										
Maine	12/21/2022	95-61	W	4-4-1	6-1-2	11-6-5	DNP	8-1-2	19-7-7	DNP	15-6-3	6-0-0	14-6-2	2-2-0										
Alabama A&M	12/29/2022	90-59	W	4-6-0	2-1-3	12-2-5	2-2-0	9-4-1	21-6-1	2-2-5	18-1-2	6-0-0	9-10-1	0-0-0										
at Northwestern	01/01/2023	73-57	W	8-0-0	0-4-0	6-4-6	2-0-0	15-2-2	18-8-0	0-4-2	13-6-5	DNP	11-11-0	DNP										
Purdue	01/05/2023	69-71	L	4-2-2	4-0-1	8-5-3	3-2-0	7-1-0	21-5-1	2-2-0	15-4-2	DNP	0-0-0	DNP										
at Maryland	01/08/2023	73-80	L	2-5-0	6-1-0	7-2-1	3-2-0	8-2-1	22-7-1	2-2-4	21-5-1	DNP	DNP	DNP										
Minnesota	01/12/2023	67-70	L	3-2-0	0-0-0	10-3-1	2-1-0	11-1-0	18-10-0	0-1-2	13-5-2	DNP	10-8-0	DNP										
at Rutgers	01/15/2023	64-68	Lot	7-1-1	0-0-0	4-5-1	0-2-0	11-3-1	20-11-1	0-3-1	7-3-2	DNP	11-9-0	DNP										
at Nebraska	01/18/2023	60-63	L	6-1-0	2-1-0	2-3-2	0-1-0	13-3-2	18-10-0	4-2-1	4-4-4	DNP	11-10-0	DNP										
Iowa	01/21/2023	93-77	W	2-1-0	9-2-0	0-0-2	DNP	10-2-2	27-5-1	18-10-7	10-2-2	DNP	11-9-1	DNP										
at Illinois	01/24/2023	60-69	L	0-0-0	3-1-1	8-1-0	2-0-0	7-5-3	14-4-1	5-5-2	13-4-0	DNP	8-3-1	DNP										
at Indiana	01/28/2023	70-86	L	0-2-0	7-5-1	4-1-3	2-1-0	9-1-1	23-6-1	0-2-3	5-3-0	DNP	12-4-0	DNP										
Wisconsin	02/02/2023	60-65	L	0-0-0	2-2-0	5-3-0	0-1-0	7-2-3	13-3-0	8-7-4	8-11-1	DNP	12-9-1	DNP										
at Michigan	02/05/2023	69-77	L	DNP	3-0-0	22-1-1	3-2-0	5-1-2	14-9-0	2-3-2	14-5-1	DNP	6-8-0	DNP										
Northwestern	02/09/2023	63-69	L	2-1-0	2-0-0	12-2-3	DNP	8-2-0	4-3-1	4-7-2	19-8-2	DNP	8-10-2	DNP										
Michigan St.	02/12/2023	41-62	L	0-0-0	5-2-2	9-5-2	0-0-0	10-2-0	8-0-0	0-1-0	5-6-1	DNP	4-8-0	DNP										
at Iowa	02/16/2023	75-92	L	4-1-1	6-2-0	11-2-2	0-1-0	20-0-0	16-3-3	4-3-4	8-4-0	DNP	4-1-1	DNP										
at Purdue	02/19/2023	55-82	L	DNP	3-0-0	3-0-1	5-1-2	10-1-2	20-5-2	4-4-1	6-2-1	DNP	DNP	DNP										

Opponent	Date	Score	34		42		44	
			OKPARA, FEL	BAUMANN, CO	SPENCER, OW			
Robert Morris	11/07/2022	91-53	W	4-2-0	0-1-0	0-1-0		
Charleston So.	11/10/2022	82-56	W	2-4-0	DNP	2-2-0		
Eastern Ill.	11/16/2022	65-43	W	4-3-1	DNP	DNP		
vs San Diego St.	11/21/2022	77-88	L	4-2-0	DNP	DNP		
vs Cincinnati	11/22/2022	81-53	W	4-3-0	DNP	DNP		
vs Texas Tech	11/23/2022	80-73	W	2-3-0	DNP	DNP		
at Duke	11/30/2022	72-81	L	2-4-0	DNP	DNP		
Saint Francis (PA)	12/03/2022	96-59	W	10-12-1	0-1-0	0-4-0		
Rutgers	12/08/2022	67-66	W	1-2-0	DNP	DNP		
vs North Carolina	12/17/2022	84-89	Lot	4-3-2	DNP	DNP		
Maine	12/21/2022	95-61	W	10-4-0	DNP	0-0-1		
Alabama A&M	12/29/2022	90-59	W	4-4-0	0-1-1	1-0-0		
at Northwestern	01/01/2023	73-57	W	0-3-0	DNP	DNP		
Purdue	01/05/2023	69-71	L	5-5-2	DNP	DNP		
at Maryland	01/08/2023	73-80	L	2-0-0	DNP	DNP		
Minnesota	01/12/2023	67-70	L	0-2-0	DNP	DNP		
at Rutgers	01/15/2023	64-68	Lot	4-5-0	DNP	DNP		
at Nebraska	01/18/2023	60-63	L	0-1-0	DNP	DNP		
Iowa	01/21/2023	93-77	W	6-2-0	DNP	DNP		
at Illinois	01/24/2023	60-69	L	0-1-0	DNP	DNP		
at Indiana	01/28/2023	70-86	L	8-4-0	DNP	DNP		
Wisconsin	02/02/2023	60-65	L	5-3-0	DNP	DNP		
at Michigan	02/05/2023	69-77	L	0-4-0	DNP	DNP		
Northwestern	02/09/2023	63-69	L	4-2-0	DNP	DNP		
Michigan St.	02/12/2023	41-62	L	0-6-0	DNP	DNP		
at Iowa	02/16/2023	75-92	L	2-3-0	DNP	DNP		
at Purdue	02/19/2023	55-82	L	4-2-1	DNP	0-2-1		

ANALYSIS STATISTICS

Date	Opponent	W/L	Score	Largest Lead				Time Led		Paint		Off TOs		2nd Chance		Fastbreak		Bench	
				OSU	Opp	Ties	LC	OSU	Opp	OSU	Opp	OSU	Opp	OSU	Opp	OSU	Opp	OSU	Opp
11/7/22	ROBERT MORRIS	W	91-53	40	2	-	2	37:04	2:01	44	22	11	11	16	7	11	0	40	14
11/10/22	CHARLESTON SO.	W	82-56	32	2	1	1	38:09	:42	50	20	12	10	18	6	7	0	29	23
11/16/22	EASTERN ILLINOIS	W	65-43	25	-	-	-	39:05	-	24	20	13	13	13	5	2	3	40	7
11/21/22	vs. San Diego State	L	77-88	5	16	-	-	5:07	32:37	26	28	8	9	9	9	10	14	27	41
11/22/22	vs. Cincinnati	W	81-53	28	6	1	3	34:47	4:32	34	30	24	4	27	16	-	-	29	21
11/23/22	vs. Texas Tech	W	80-71	13	3	2	1	37:03	1:49	28	34	11	9	17	18	10	2	12	5
11/30/22	at Duke	L	72-81	6	13	3	7	8:12	30:06	36	36	19	20	14	8	16	14	9	26
12/3/22	ST. FRANCIS	W	96-59	39	-	-	-	39:27	-	36	28	12	2	17	4	3	6	48	8
12/8/22	RUTGERS	W	67-66	11	6	12	12	24:16	7:21	28	38	18	14	8	6	2	4	6	18
12/17/22	vs. North Carolina	L (ot)	84-89	14	5	4	5	32:28	9:29	38	44	12	27	9	14	8	9	11	3
12/21/22	MAINE	W	95-61	36	1	-	2	39:08	:30	64	28	21	4	12	6	9	7	28	11
12/29/22	ALABAMA A&M	W	90-59	31	2	2	2	37:15	:48	32	30	13	6	17	11	10	9	21	28
1/1/23	at Northwestern	W	73-57	28	-	-	-	39:09	-	32	14	9	7	11	6	7	6	10	14
1/5/23	PURDUE	L	69-71	12	6	7	11	25:40	9:17	26	22	14	10	4	16	7	5	18	15
1/8/23	at Maryland	L	73-80	5	14	5	8	6:54	28:55	22	34	13	16	6	10	8	10	13	6
1/12/23	MINNESOTA	L	67-70	2	11	8	3	1:42	34:56	32	26	2	13	18	4	6	5	13	10
1/15/23	at Rutgers	L (ot)	64-68	11	7	12	22	21:41	11:53	24	24	19	14	16	16	13	9	38	2
1/18/23	at Nebraska	L	60-63	5	6	8	13	8:33	26:35	16	32	8	8	5	0	3	8	12	16
1/21/23	IOWA	W	93-77	16	6	3	2	31:10	5:47	50	32	15	8	14	14	9	2	28	14
1/24/23	at Illinois	L	60-69	4	17	1	2	3:37	10:24	32	38	16	11	7	13	1	16	18	9
1/28/23	at Indiana	L	70-86	7	19	4	3	6:29	6:42	34	38	13	10	16	23	19	14	17	29
2/2/23	WISCONSIN	L	60-65	-	18	1	-	-	39:02	34	30	12	15	8	4	7	3	15	2
2/5/23	at Michigan	L	69-77	-	13	-	-	-	39:38	22	30	10	2	8	8	4	0	20	8
2/9/23	NORTHWESTERN	L	63-69	9	6	10	10	16:58	15:51	34	20	7	16	7	9	1	0	12	23
2/12/23	MICHIGAN STATE	L	41-62	3	23	2	3	5:02	31:43	12	26	6	14	9	12	0	4	10	14
2/16/23	at Iowa	L	75-92	1	28	2	12	3:11	35:36	36	44	4	16	4	15	0	9	30	19
2/19/23	at Purdue	L	55-82	6	31	2	1	3:47	34:58	20	40	11	15	8	17	9	7	19	32
Averages										32.1	29.9	12.3	11.3	11.8	10.3	7.0	6.4	21.2	15.5

INDIVIDUAL SUPERLATIVES

	OHIO STATE		OPPONENT	
Points	33	Justice Sueing vs Texas Tech (11/23/22)	30	Jahmir Young at Maryland (01/08/23)
FGs Made	12	Justice Sueing vs Texas Tech (11/23/22)	11	Armando Bacot vs North Carolina (12/17/22) Tony Perkins at Iowa (02/16/23) Zach Edey at Purdue (02/19/23)
FG Attempts	19	Justice Sueing vs Texas Tech (11/23/22)	20	Caleb Love vs North Carolina (12/17/22) Zach Edey at Purdue (02/19/23)
FG % (min 5 made)	1.000 (7-7)	Sean McNeil at Iowa (02/16/23)	.857 (6-7)	Viktor Lakhin vs Cincinnati (11/22/22)
3-Pt FGs Made	4	Three times	6	Jalen Hood-Schifino at Indiana (01/28/23)
3-Pt FG Attempts	9	Sean McNeil vs Alabama A&M (12/29/22)	13	Caleb Love vs North Carolina (12/17/22)
3-Pt FG % (min 4 made)	1.000 (4-4)	Sean McNeil at Iowa (02/16/23)	.667 (6-9)	Jalen Hood-Schifino at Indiana (01/28/23)
FTs Made	8	Justice Sueing vs Texas Tech (11/23/22)	13	Jahmir Young at Maryland (01/08/23)
FT Attempts	9	Justice Sueing at Northwestern (01/01/23)	15	Jahmir Young at Maryland (01/08/23)
FT % (min 8 made)	1.000 (8-8)	Justice Sueing vs Texas Tech (11/23/22)	1.000 (9-9)	Terrence Shannon Jr. at Illinois (01/24/23)
Rebounds	14	Zed Key vs Eastern Ill. (11/16/22) Zed Key vs Rutgers (12/08/22)	15	Armando Bacot vs North Carolina (12/17/22)
Assists	7	Brice Sensabaugh vs Maine (12/21/22) Isaac Likekele vs Iowa (01/21/23)	13	Connor McCaffery at Iowa (02/16/23)
Steals	4	Felix Okpara vs North Carolina (12/17/22)	4	Cam Spencer at Rutgers (01/15/23)
Blocked Shots	4	Felix Okpara at Purdue (02/19/23)	6	Clifford Omoruyi at Rutgers (01/15/23)
Turnovers	6	Brice Sensabaugh at Iowa (02/16/23)	5	Pharrel Payne vs Minnesota (01/12/23)
Fouls	5	11 times	5	Four times
Minutes	39:09	Justice Sueing vs North Carolina (12/17/22)	41:40	Caleb Love vs North Carolina (12/17/22)

TEAM SUPERLATIVES

	OSU HIGH		OSU LOW		OPPONENT HIGH		OPPONENT LOW	
Points	96	ST. FRANCIS (PA) (12/03/22)	41	MICHIGAN ST. (02/12/23)	92	at Iowa (02/16/23)	43	EASTERN ILL. (11/16/22)
FGs Made	41	MAINE (12/21/22)	17	MICHIGAN ST. (02/12/23)	37	at Iowa (02/16/23)	16	EASTERN ILL. (11/16/22)
FG Attempts	74	vs North Carolina (12/17/22)	48	NORTHWESTERN (02/09/23)	72	vs North Carolina (12/17/22)	52	vs Cincinnati (11/22/22) at Maryland (01/08/23)
FG %	.612 (41-67)	MAINE (12/21/22)	.283 (17-60)	MICHIGAN ST. (02/12/23)	.569 (37-65)	at Iowa (02/16/23)	.250 (16-64)	EASTERN ILL. (11/16/22)
Single Half FG %	.690 (20-29)	MAINE (12/21/22)	.258 (8-31)	EASTERN ILL. (11/16/22)	.643 (18-28)	at Iowa (02/16/23)	.212 (7-33)	at Northwestern (01/01/23)
3-PT FGs Made	13	ST. FRANCIS (PA) (12/03/22)	1	NORTHWESTERN (02/09/23)	13	PURDUE (01/05/23)	4	Three times
3-PT FG Attempts	29	MICHIGAN ST. (02/12/23)	10	at Illinois (01/24/23)	31	at Northwestern (01/01/23) PURDUE (01/05/23)	13	at Duke (11/30/22) at Maryland (01/08/23)
3 PT FG %	.565 (13-23)	ST. FRANCIS (PA) (12/03/22)	.071 (1-14)	NORTHWESTERN (02/09/23)	.500 (10-20)	at Indiana (01/28/23)	.167 (4-24)	ROBERT MORRIS (11/07/22)
FTs Made	18	vs Texas Tech (11/23/22)	1	MICHIGAN ST. (02/12/23)	27	at Maryland (01/08/23)	1	MICHIGAN ST. (02/12/23)
FT Attempts	29	ALABAMA A&M (12/29/22)	2	MICHIGAN ST. (02/12/23)	33	at Maryland (01/08/23)	1	MICHIGAN ST. (02/12/23)
FT %	1.000 (18-18) (11-11)	vs Texas Tech (11/23/22) at Iowa (02/16/23)	.500 (1-2)	MICHIGAN ST. (02/12/23)	1.000 (1-1)	MICHIGAN ST. (02/12/23)	.467 (7-15)	EASTERN ILL. (11/16/22)
Rebounds	52	EASTERN ILL. (11/16/22)	21	at Purdue (02/19/23)	48	vs North Carolina (12/17/22)	24	NORTHWESTERN (02/09/23)
Assists	23	MAINE (12/21/22)	5	MINNESOTA (01/12/23) MICHIGAN ST. (02/12/23)	23	at Iowa (02/16/23)	4	vs Cincinnati (11/22/22)
Steals	9	at Purdue (02/19/23)	2	CHARLESTON SO. (11/10/22)	9	at Duke (11/30/22)	2	ST. FRANCIS (PA) (12/03/22) at Michigan (02/05/23)
Blocked Shots	7	ALABAMA A&M (12/29/22) at Northwestern (01/01/23)	1	NORTHWESTERN (02/09/23)	8	at Rutgers (01/15/23)	0	Three times
Turnovers	17	EASTERN ILL. (11/16/22)	6	Three times	17	ALABAMA A&M (12/29/22)	7	Three times
Fouls	28	at Maryland (01/08/23)	7	MICHIGAN ST. (02/12/23)	24	ALABAMA A&M (12/29/22)	9	PURDUE (01/05/23)
DQ's	3	at Duke (11/30/22)	1	Five times	1	Three times		

2022-23 HALF HIGHS AND LOWS						
	Ohio State				Opponent	
	High	Low		High	Low	
1st Half	47 (12/21/22)	14 (2/12/23)	1st Half	47 (2/16/23)	17 (1/1/23)	
2nd Half	56 (1/21/23)	26 (2/19/23)	2nd Half	51 (11/22/22)	22 (2/2/23)	

Under Holtmann 22-23		
1 point games	4-3	1-0
5 or fewer points	17-21	0-6
6-10 points	29-22	1-5
11-15 points	22-14	0-1
16-20 points	17-7	2-1
21+ points	31-5	7-2

2022-23 POINT DIFFERENTIALS

Margin	1	2	3	4	5	6	7	8	9	11	16	17	21	22	26	27	28	31	34	37	38
Wins	1						1				2		1	1	1		1	1	1	1	1
Losses		1	2	1	2	1	1	1	2	1	1	1				1					

OHIO STATE RECORD WHEN...

DAY Under Holtmann 22-23

On Monday	9-1	1-1
On Tuesday	15-5	1-1
On Wednesday	19-10	3-2
On Thursday	18-16	3-5
On Friday	10-5	0-0
On Saturday	25-13	2-2
On Sunday	22-22	1-5

MONTH Under Holtmann 22-23

In November	29-8	5-2
In December	29-6	4-1
In January	24-24	2-7
In February	25-19	0-6
In March	10-15	0-0

OVERTIME Under Holtmann 22-23

At home	1-1	0-0
On road	2-1	0-1
Neutral site	1-4	0-1

HALVES Under Holtman 22-23

Leading at halftime	99-19	11-5
Trailing at halftime	15-52	0-11
Tied at halftime	4-1	0-0

VS. RANKED Under Holtmann 22-23

vs. ranked team at home	9-7	0-1
vs. ranked team on road	7-13	0-2
vs. ranked team on neutral site	6-10	1-1

REBOUNDS Under Holtmann 22-23

OSU has more rebounds	93-25	11-5
OSU has fewer rebounds	23-43	0-11
Rebounds are tied	2-3	0-0

ASSISTS Under Holtmann 22-23

OSU has 15 or more	62-12	7-1
OSU has 20 or more	13-0	3-0
Allow 9 or fewer	31-12	3-2

TURNOVERS Under Holtmann 22-23

OSU has 10 or fewer	36-20	5-6
OSU has fewer than opponent	50-20	3-3
Force 15 or more	23-11	1-0

BLOCKS Under Holtman 22-23

OSU has 5 or more	45-11	6-2
OSU has 0 blocks	3-4	0-0
Opponent has 5 or more	18-22	2-4

STEALS Under Holtmann 22-23

OSU has 10 or more	7-0	0-0
OSU has 5 or more	72-42	7-11
Opponent has 10 or more	4-7	0-0

EXTRA POSSESSION Under Holtmann 22-23

OSU has more rebounds & fewer turnovers	48-11	5-1
---	-------	-----

OSU POINTS Under Holtmann 22-23

OSU scores 49 or fewer	0-3	0-1
OSU scores 50-59	2-15	0-1
OSU scores 60-69	20-34	2-8
OSU scores 70-79	42-16	1-5
OSU scores 80-89	35-4	3-1
OSU scores 90-99	17-0	5-0
OSU scores 100+	2-0	0-0

OPP POINTS Under Holtmann 22-23

Opponent scores 49 or fewer	11-0	1-0
Opponent scores 50-59	35-0	6-0
Opponent scores 60-69	44-22	2-6
Opponent scores 70-79	21-30	2-3
Opponent scores 80-89	7-15	0-6
Opponent scores 90-99	0-5	0-1
Opponent scores 100+	0-0	0-0

SHOOTING % Under Holtmann 22-23

OSU shoots 50% or better (FG)	50-8	7-3
OSU shoots 40% or better (3FG)	50-17	7-5
OSU shoots 80% or better (FT)	41-18	3-4
Opp shoots under 40% (FG)	57-13	7-1
Opp shoots under 30% (3FG)	50-19	8-4

3-PT FGS Under Holtmann 22-23

OSU makes 10 or more	43-9	2-0
OSU makes 5 or fewer	22-27	0-9
Opponent makes 5 or fewer	31-15	6-3

FT ATTEMPTS Under Holtmann 22-23

OSU attempts more FT	84-23	11-5
OSU attempts fewer FT	31-44	0-10

STARTING LINEUP 22-23

Thornton, McNeil, Likekele, Sueing, Key	6-4
Thornton, McNeil, Sueing, Sensabaugh, Key	4-4
Thornton, Gayle Jr., Likekele, Sensabaugh, Key	1-0
Thornton, McNeil, Sueing, Sensabaugh, Okpara	0-1
Thornton, McNeil, Sueing, Sensabaugh, Brown III	0-1
Thornton, McNeil, Likekele, Sueing, Okpara	0-1
Thornton, Gayle Jr., Sueing, Sensabaugh, Okpara	0-1
Thornton, McNeil, Likekele, Sensabaugh, Key	0-2
Thornton, Gayle Jr., Sueing, Sensabaugh, Key	0-2

PLAYER Career 22-23

Eugene Brown III

Scores 5 or more points	5-5	0-1
Makes multiple three-pointers	3-0	0-0
Grabs 4 or more rebounds	7-5	0-0

Zed Key

Scores 10 or more points	23-9	9-7
Scored 20 or more points	2-1	1-1
Grabs 10 or more rebounds	8-4	6-2
Records a double-double	6-2	5-1
Makes a three-pointer	3-2	3-2
Has 2 or more blocks	13-4	4-2

Isaac Likekele

Scores 10 or more points		1-0
Grabs 6 or more rebounds		4-3
Has 5 or more assists		3-1

Sean McNeil

Scores 10 or more points		5-7
Makes 3 or more three-pointers		2-3
Grabs 5 or more rebounds		1-1
Has 4 or more assists		1-0

Felix Okpara

Scores 10 or more points		2-0
Makes a three-pointer		1-0
Grabs 10 or more rebounds		1-0
Has 2 or more blocks		5-4

Brice Sensabaugh

Scores 10 or more points		11-13
Scores 20 or more points		3-6
Makes 3 or more three-pointers		6-4
Grabs 6 or more rebounds		4-7
Records a double-double		0-3
Has 5 or more assists		2-0

Justice Sueing

Scores 10 or more points	21-12	8-8
Scores 20 or more points	2-2	2-1
Makes multiple three-pointers	4-5	2-2
Grabs 10 or more rebounds	5-1	0-1
Records a double-double	4-0	0-0
Has 3 or more steals	4-0	1-0
Has 3 or more assists	9-3	5-1

Bruce Thornton

Scores 10 or more points		5-6
Makes 3 or more three-pointers		2-0
Grabs 5 or more rebounds		2-3
Has 4 or more assists		6-1
Has a positive assist/turnover ratio		9-6

THE LAST TIME OHIO STATE...

SCORING

Team	
100 Points Scored	106, vs. Penn State (12/7/19)
vs. Big Ten	106, vs. Penn State (12/7/19)
120 Points Scored	121, vs. George Mason (1/8/95)
50 or Fewer Points Scored	41, vs. Michigan State (2/12/23)
vs. Big Ten	41, vs. Michigan State (2/12/23)

Half	
50 Points Scored at Halftime	50, vs. Northwestern (1/9/22)
vs. Big Ten	51, vs. Northwestern (1/9/22)
50+ Points Scored in Both Halves	52/50 vs. North Carolina A&T (11/12/10)
60 Points Scored at Halftime	60, vs. Marshall (11/25/16)
50 Points Scored in Either Half	56 (2nd), vs. Iowa (1/21/23)
vs. Big Ten	56 (2nd), vs. Iowa (1/21/23)
60 Points Scored in Either Half	60 (2nd), vs. Penn State (12/7/19)
vs. Big Ten	60 (2nd) vs. Penn State (12/7/19)
10 or Fewer Pts Scored before Half	9, at Michigan State (2/7/96)
15 or Fewer Pts Scored before Half	14, vs. Michigan State (2/12/23)
20 or Fewer Pts Scored during a Half	20 (1st) at Wisconsin (2/9/20)
vs. Big Ten	20 (1st) at Wisconsin (2/9/20)
30+ point improvement 1st to 2nd half/W	+31 (22/53 W, 75-56) vs. Youngstown State (12/18/18)
30+ point improvement 1st to 2nd half/L	+31 (16/47 L, 73-67 OT) vs. Wisconsin (3/10/19)

Individual	
40 Points by a Player	40, Jared Sullinger, vs. IUPUI (12/19/10)
vs. Big Ten	42, Clark Kellogg, vs. Northwestern (1/15/81)
30 Points by a Player	33, Justice Sueing vs. No. 21 Texas Tech (11/23/22)
vs. Big Ten	31, Malaki Branham at No. 15 Illinois (2/24/22)
Double-Double in 1st Half	Zed Key (13p/10r) vs. Charleston Southern (11/10/22)
Double-Double in 1st Half (Big Ten)	Jae'Sean Tate (13p/10r) vs. Wisconsin (2/23/17)
Triple-Double (Pts./Rebs./Asts.)	JaQuan Lyle vs Rutgers (16p/12r/11a on 1/13/16)
Double-Double (Pts./Asts.)	JaQuan Lyle (10p/11a) vs. Jackson St. (11/23/16)
vs. Big Ten	JaQuan Lyle (16p/12r/11a) vs. Rutgers (1/13/16)
2+ Double-Doubles, game	Brice Sensabaugh (18p/10r) & Zed Key (11p, 10r) at Nebraska (1/18/23)
Double-Double off the bench	Brice Sensabaugh (20p/11r) at Rutgers (1/15/23)
Two Players with 20+ Points	Brice Sensabaugh (22), Justice Sueing (21) at Maryland 1/8/23)
Two Freshmen with 20+ Points	D'Angelo Russell (23), Jae'Sean Tate (20) at Rutgers (2/8/15)
Back to Back Gms Two Players with 20 Pts	J. Sullinger (30), D. Thomas (22) vs. Purdue (3/9/12), J. Sullinger (24), D. Thomas (22) vs. Michigan (3/10/12)
Three Players with 20 Points	Keita Bates-Diop (24), Kam Williams (20), C.J. Jackson (20) SDSU (3/15/18)
Two Players with 25 Points	David Lighty (26) and Jared Sullinger (26), vs. Florida (11/16/10)
25 points in 1st half	D'Angelo Russell (25) at Minnesota (1/6/15)
25 points in either half	Justin Ahrens (25-2nd/29 for game) vs. Iowa (2/26/19)
vs. Big Ten	Justin Ahrens (25-2nd/29 for game) vs. Iowa (2/26/19)
25+ pts in back to back games	E.J. Liddell (25) vs. Akron 11/9/21, (29) vs. Niagara 11/12/21
25+ pts in 3 consecutive games	Keita Bates-Diop (27) at Iowa 1/4/18, (32) vs. MSU 1/7/18, (26) vs. Maryland 1/11/18
Player scored 20+ off the Bench	Sean McNeil (20) at Iowa (2/16/23)
Player had 20+pts, 15+ Rebounds	23/15, E.J. Liddell at Minnesota (1/27/22)
5-Consecutive 20 pt. Games	Deshaun Thomas (1/2-13/2013)
Scored 15+ consecutive pts in a game	15 (half 2), Justice Sueing vs. Texas Tech (11/23/22)

Double Figures	
Five Players in Double Figures	vs. Iowa (1/21/23); B. Sensabaugh (27), Isaac Likekele (18) Zed Key (11), Justice Sueing (10), Sean McNeil (10)
vs. Big Ten	vs. Iowa (1/21/23); B. Sensabaugh (27), Isaac Likekele (18) Zed Key (11), Justice Sueing (10), Sean McNeil (10)
Six Players in Double Figures	vs. St. Francis (12/3/22); Sensabaugh (15), Thornton (13) Gayle Jr. (12), Key (11), McNeil (10), Okpara (10)
vs. Big Ten	vs. Nebraska (1/14/20); A. Wesson (11), Young (10), K. Wesson (13), D.J. Carton (13), CJ Walker (18), E.J. Liddell (10)
Seven Players in Double Figures	Bethune-Cookman (11/25/89) Jackson, Lee, Carter, Brown, Baker, Jent, Skelton
Zero Players in Double Figures	vs. Illinois (1/24/96)
Five Starters in Double Figures	vs. Morehead State (12/2/20); Justice Sueing (11), Kyle Young (10), E.J. Liddell (16), Duane Washington Jr. (11), CJ Walker (11)
vs. Big Ten	vs. No. 19 Michigan (3/1/20); A. Wesson (14), Muhammad (10), K. Wesson (14), CJ Walker (20), Washington Jr. (20)
Zero Starters in Double Figures	vs. Michigan State (2/12/23)
Four Freshmen in Double Figures	vs. St. Francis (12/3/22); Sensabaugh (15), Thornton (13) Gayle Jr. (12), Okpara (10)

FIELD GOALS

40 Field Goals	41 (67), vs. Maine (12/21/22)
30 FGs in Back to Back games	34 (74) vs. North Carolina (12/17/22); 41 (67) vs. Maine (12/21/22)
20 or Fewer Field Goals	32 (61) vs. Alabama A&M (12/29/22)
vs. Big Ten	17 (60), vs. Michigan State (2/12/23)
15 or Fewer Field Goals	17 (60), vs. Michigan State (2/12/23)
Starters Made 1st 15 Field Goals Att.	15 (48), vs. West Virginia (12/29/19)
Team made 10-Consecutive FGs	vs. N. Florida (11/29/13); Scott (3-3), A. Williams (4-4), Smith Jr. (2-2), Craft (3-3), Ross (3-3) vs. William & Mary (12/9/17); (6 2s/4 3s) 19:18-12:24 (2nd)

Individual	
Made 10+ consecutive 2 pt FGs	10, K. Wesson vs Youngstown State (12/18/18)
Made 15+ consecutive 2 pt. FGs	17, Deshaun Thomas vs. SC Upstate (6, 12/14/11) and South Carolina (11, 12/17/11)
10 Field Goals Made	10 (13), Bruce Thornton at Michigan (2/5/23)
10 Field Goals and Free Throws Made	10/10, Kaleb Wesson at No. 15 Illinois (2/24/22)

Field Goal Attempts	
40 or Fewer Attempts	37 (21), vs. Northwestern (1/29/11)
70 Attempts	74 (34), vs. North Carolina (12/17/22)
80 Attempts	82 (45), vs. Marshall (11/25/16)

Field Goal Percentage	
70+ Percent Shooting	.714 (35-49), vs. Presbyterian (12/15/07)
60+ Percent Shooting	.612 (41-64), vs. Maine (12/21/22)
vs. Big Ten	.660 (31-47), at Wisconsin (12/2/17)
Back to Back Games 60+ Pct. Shooting	.653 (32-49), vs. Marquette (11/18/14)
Five-Consecutive gms 50+ FG Pct.	.617 (37-60), UMass-Lowell (11/14/14)
50+ Percent Shooting	(11/29-12/14/13 vs. UNF (.692), vs. Maryland (.521), vs. CCSU (.527), vs. Bryant (.525), vs. NDSU (.529)
vs. Big Ten	.571 (28-49) at Iowa (2/16/23)
30 Percent Shooting or Less	.571 (28-49) at Iowa (2/16/23)
70+ Percent Shooting (half)	.283 (17-60), vs. Michigan State (2/12/23)
vs. Big Ten	.708 (17-24/2nd) vs. High Point (12/29/18)
	.783 (18-23/1st) at Wisconsin (12/2/17)

Individual	
Perfect from the field (min. 10 made)	10 (10), Jae'Sean Tate vs. Northeastern (11/19/17)

THREE-POINTERS	
10 3-Pointers	13 (23), vs. St. Francis (12/3/22)
vs. Big Ten	10 (23), vs. Minnesota (2/15/22)
10 3-pointers in a half	12/18, (2) vs. Penn State (12/7/19)
15 3-Pointers	16/34, at Nebraska (1/2/22)
Zero 3-Pointers	0/11, at Indiana (3/2/14)
Eight Players with a Made 3-pointer	vs. IUPUI (1/18/22)
Three Players with 4 Made 3s in a game	K. Wesson (4-6), Muhammad (4-5), Washington Jr. (4-6)
Equal 3s and 2s	vs. Penn State (W, 106-74)
More 3s than 2s	8/8 at Indiana (1/6/22)
	16/14 at Nebraska (1/2/22)

Three-Point Attempts	
35 or More Attempts	35 (14), vs. Purdue (1/19/21)
30 or More Attempts	34 (16), at Nebraska (1/2/22)
10 or Fewer Attempts	10 (4), at Illinois (1/24/23)

FREE THROWS	
Team	
25 Made Free Throws	26 (32) at No. 15 Illinois (2/24/22)
vs. Big Ten	26 (32) at No. 15 Illinois (2/24/22)
30 Made Free Throws	30 (37), vs. Penn State (2/7/19)
Five or Fewer Made Free Throws	5 (7), vs. No. 1 Purdue (1/5/23)
vs. Big Ten	5 (7), vs. No. 1 Purdue (1/5/23)
20 Consecutive Made Free Throws	20 (26-27) vs. Northwestern (1/9/22)
Final 15 points scored from FT line	vs. Stanford (11/24/17) W 79-71
Perfect from FT line (min 15 made)	18-18 vs. No. 21 Texas Tech (11/23/22)

Attempts	
10 or Fewer Free Throws Attempted	2 (1), vs. Michigan State (2/12/23)
30 Free Throws Attempted	32 (26) at No. 15 Illinois (2/24/22)
vs. Big Ten	32 (26) at No. 15 Illinois (2/24/22)
40 Free Throws Attempted	42 (31), vs. Syracuse (3/24/12)
50 Free Throws Attempted	51 (38) vs. Ohio (11/12/13)

Individual	
20 Consecutive Made FTs	45, CJ Walker (11/29/20 to 1/31/21)
30 Consecutive Made FTs	45, CJ Walker (11/29/20 to 1/31/21)
40 Consecutive Made FTs	45, CJ Walker (11/29/20 to 1/31/21)

THE LAST TIME OHIO STATE...

REBOUNDS

Team	
50 Rebounds vs. Big Ten	52, vs. Eastern Illinois (11/16/22)
60 Rebounds	51, at Illinois (1/28/16)
	61, vs. Marshall (11/25/16)
Individual	
15 Rebounds	15, E.J. Liddell at Minnesota (1/27/22)
20 Rebounds	22, Herb Williams vs. Marshall (11/28/77)
25 Rebounds	30, Jerry Lucas (3/9/62)
Three Players with 10 Rebounds	Carter, Jent, Robinson, vs. Tenn. State (12/17/90)
12+ Rebounds before halftime	12, Trevor Thompson vs. Youngstown St. (12/20/16)

ASSISTS

Team	
30 or More Assists	30, vs. VMI (11/23/11)
25 or More Assists vs. Big Ten	27, vs. Bowling Green (11/15/21)
Five or Fewer Assists	25, vs. Maryland (11/18/18)
	5, vs. Michigan State (2/12/23)
Individual	
10 Assists	10, Keyshawn Woods vs. UCLA (12/22/18)
15 Assists	16, Shannon Scott vs. Sacred Heart (11/23/14)
Consecutive games with 10 or more	Shannon Scott: 14 vs. Marquette (11/18/14); 16 vs. Sacred Heart (11/23/14)
3 consecutive games with 10 or more	Shannon Scott: 11 vs UMass-Lowell (11/14/14); 14 vs. Marquette (11/18/14); 16 vs. Sacred Heart (11/23/14)
Most assists in back to back games	30, Shannon Scott: 14 vs. Marquette (11/18/14); 16 vs. Sacred Heart (11/23/14)
Most assists in 3 consecutive games	41, Shannon Scott: 11 vs UMass-Lowell (11/14/14); 14 vs. Marquette (11/18/14); 16 vs. Sacred Heart (11/23/14)

TURNOVERS

Team	
Five or Fewer Turnovers vs. Big Ten	5 vs. Michigan State (1/5/19)
	5 vs. Michigan State (1/5/19)

STEALS

Team	
15 or More vs. Big Ten	15, vs. Mercer (12/22/15)
10 or More vs. Big Ten	17, vs. Michigan (2/5/05)
10+ in consecutive games	12, vs. Indiana (3/14/19)
10+ in 3 consecutive games	12, vs. Indiana (3/14/19)
	10 vs. Illinois (1/3/15); 10 at Minnesota (1/6/15)
	10 vs High Point (12/10/14); 10 vs. Morehead St. (12/13/14); 18 vs. NC A&T (12/17/14)
0 steals	vs. Michigan (2/16/16)
Individual	
5 Steals	5, Jamari Wheeler vs. Northwestern (1/9/22)
3 Players 3 or more	Scott (3), Craft (3), Ravenel (3) vs. Minnesota (2/20/13)

BLOCKS

Team	
10+ Blocks Team vs. Big Ten	10, at Wisconsin (1/12/17)
0 Blocked Shots vs. Big Ten	10, at Wisconsin (1/12/17)
6 players with at least 1 block	vs. Houston (3/24/19)
7 players with at least 1 block	vs. Maryland (1/18/19)
3 players with at least 3 blocks	vs. Nebraska (1/14/20)
	vs. North Carolina (12/20/14)
	Thompson (3), Bell (3), Bates-Diop (3)
	vs. Youngstown St. (12/20/16)
Individual	
5 Blocks	5, E.J. Liddell vs. Iowa (2/19/22)
10 Blocks	11, Ken Johnson, vs. Iowa (2/9/00)

PLAYER USAGE

Six Players Used	vs. Michigan State (2/21/10)
Seven Players Used	vs. Akron (3/15/16)
Playing 40 Minutes (non-OT)	Andre Wesson vs. Illinois (3/5/20)
Playing 45 Minutes (OT)	Keita Bates-Diop at Indiana-OT (2/23/18)
Played 50 Minutes (2OT)	David Lighty, William Buford vs. Illinois-2ot (3/13/10)

FOULS

Team	
Three Players Fouled Out vs. Big Ten	Likekele, Sensabaugh, Sueing, at Duke (11/30/22)
	A. Wesson, K. Wesson, Muhammad, vs. Michigan State (1/5/19)

MARGIN OF VICTORY

40-Point Victory vs. Big Ten	107-61 (+46) vs. Purdue Fort Wayne (11/11/18)
30-Point Victory vs. Big Ten	102-62 (+40), vs. Northwestern (1/10/91)
30+ Pt. Wins, Back-to-Back Home Games	90-59 (+31) vs. Alabama A&M (12/29/22)
	90-54 (+36) vs. Nebraska (12/30/20)
	95-61 (+34) vs. Maine (12/21/22)
	90-59 (+31) vs. Alabama A&M (12/29/22)
3 30-point Big Ten wins, season	vs. Northwestern (87-54), Nebraska (71-40), at Nebraska (79-45) in 2012
	97-43 (+54) vs. High Point (12/10/14)
	100-40, vs. UT Martin (12/27/10)
	116-44, vs. Chicago State (11/30/91)
	88-2, vs. Ohio (2/6/1903)

Halftime/Deficits

20+ Point Lead at Halftime vs. Big Ten	47-26 (+21), vs. Maine (12/21/22)
30-Point Lead at Halftime	49-26 (+23), at Wisconsin (12/2/17)
30+ Deficit at Halftime	47-17 (+30), vs. Northeastern (11/19/17)
20+ Deficit at Halftime	48-18 (-30) at Indiana (1/10/16)
10-Point Halftime Deficit Overcome	45-21 (-24) at Penn State (2/15/18)
10-Point Deficit Overcome (any point)	-15, Duke (11/30/21), down 43-30, W 71-66
	-11 at Iowa (2/4/21), down 61-50 14:29-2nd W 89-85
20-Point Halftime Deficit Overcome	-20, vs. Penn State (3/3/01)
20-Point Deficit Overcome	-20, at No. 6 Purdue (1/30/22), down 52-32 14:35-2nd, L 78-81
15-19 Point Deficit Overcome	-15, vs. Duke (11/30/21), 45-30 (19:36/2nd), W 71-66

VS. RANKED OPPONENTS

Ohio State Played a Ranked Opponent	
Ohio State Win	80-73, vs. No. 21 Texas Tech (11/23/22)
Ohio State Loss	55-82, at No. 3 Purdue (2/19/23)
Ohio State Played an AP No. 1-Ranked Team	
Ohio State Win	71-66, vs. No. 1 Duke (11/30/21)
Ohio State Loss	69-71, vs. No. 1 Purdue (1/5/23)
Ohio State Played an AP Top 5 Team	
Ohio State Win	71-66, vs. No. 1 Duke (11/30/21)
Ohio State Loss	55-82, at No. 3 Purdue (2/19/23)
Ohio State Played an AP Top 10 Team	
Ohio State Win	71-66, vs. No. 1 Duke (11/30/21)
Ohio State Loss	55-82, at No. 3 Purdue (2/19/23)

OVERTIME

Overtime Game	
Ohio State Home Win	80-69, Indiana (2/21/22)
Ohio State Home Loss	73-67, Wisconsin (3/10/19)
Ohio State Neutral Win	87-78, vs. Purdue (3/12/21 tot)
Ohio State Neutral Loss	84-89, vs. North Carolina (12/17/22)
Ohio State Away Win	87-79, at Nebraska (1/2/22 tot)
Ohio State Away Loss	68-64, at Rutgers (1/15/23)
Double Overtime Game	
Ohio State Win	80-78, at Indiana (2/23/18 2ot)
Ohio State Loss	74-72, vs. Siena (3/20/09)
Triple Overtime Game	
Ohio State Win	93-92, vs. Purdue (3/5/81)
Ohio State Loss	97-96, vs. Rutgers (12/30/78)

ONE-POINT GAMES

Ohio State Home Win	67-66, Rutgers (12/8/22)
Ohio State Home Loss	58-57, Nebraska (2/18/17)
Ohio State Neutral Win	68-67, vs. No. 4 Michigan (3/13/21)
Ohio State Neutral Loss	69-68 vs. Penn State (3/2/18)
Ohio State Away Win	71-70, at Penn State (2/28/17)
Ohio State Away Loss	71-70, at Northwestern (12/26/20)

OPENERS

Home Openers	
Ohio State Win	91-53, vs. Robert Morris (11/7/22)
Ohio State Loss	73-53, vs. Georgia Tech (12/16/03)
Road Opener	
Ohio State Win	90-85, at Notre Dame (12/8/20)
Ohio State Loss	72-81, at Duke (11/30/22)
Neutral Opener	
Ohio State Win	79-76, vs. Seton Hall (11/22/21)
	Rocket Mortgage Fort Myers Tip-off, Fort Myers, Fla.
Ohio State Loss	77-88, vs. No. 17 San Diego State (11/22/22)
	Maui Invitational, Lahaina, Hawaii

THE LAST TIME AN OPPONENT...

SCORING

Team	
Scored 100 Points in OT	100, at Maryland (1/16/15)
Scored 120 Points	113, LSU (2-OT) (1/15/10)
Scored 50 or Fewer Points By a Big Ten Opponent	122, Indiana (2/2/59)
	43, vs. Eastern Illinois (11/16/22)
	45, vs. Minnesota (2/15/22)

Half	
50 Points Scored at Halftime	54, Indiana (3/4/17)
60 Points Scored at Halftime	61, Illinois (2/17/88)
50 Points Scored in Either Half By a Big Ten Opponent	51 (2nd), San Diego State (11/22/22)
60 Points Scored in Either Half	50 (2nd), Michigan State (1/5/19)
15 or Fewer Pts Scored before Half By a Big Ten Opponent	63 (2nd), Penn State (2/16/98)
20 or Fewer Points Scored during a Half By a Big Ten Opponent	14, Stetson (11/18/19)
	15, at Rutgers (1/14/18)
	20 (1), at Rutgers (1/15/23)
	20 (1), at Rutgers (1/15/23)

Individual	
40+ Points by a Player	43, Brandon Paul, Illinois (1/10/12)
30+ Points by a Player	30, Jahmir Young, at Maryland (1/8/23)
Triple-Double (Pts./Reb./Asts.)	Zavier Simpson (11p/10r/12a), Michigan (1/29/19)
Two Players with 20 Points	Armando Bacot (25), Caleb Love (22), RJ Davis (21) vs. North Carolina (12/17/22)
Three Players with 20 Points	Armando Bacot (25), Caleb Love (22), RJ Davis (21) vs. North Carolina (12/17/22)
Two Players with 25 Points	Kevin Obanor (30), Max Abmas (29), Oral Roberts (3/19/21 ot)
Player scored 20+ Points off the Bench	21, Jaden Ivey, No. 6 Purdue (1/30/22)

Double Figures	
Five Players in Double Figures By Big Ten Opponent	at Iowa (2/16/23): Perkins (24), Murray (20), Ulis(12), Rebraca (10), Sandfort (10)
Six Players in Double Figures By Big Ten Opponent	at Iowa (2/16/23): Perkins (24), Murray (20), Ulis(12), Rebraca (10), Sandfort (10)
Zero Players in Double Figures	No. 3 Illinois (3/14/21); Cockburn (16), Frazier (10), Dosunmu (16), Curbelo (16), Bezhaniashvili (12), Williams (13)
Zero Starters in Double Figures	No. 3 Illinois (3/14/21); Cockburn (16), Frazier (10), Dosunmu (16), Curbelo (16), Bezhaniashvili (12), Williams (13)
	Louisiana-Monroe (12/27/13)
	Rutgers (2/13/20), OSU win 72-66

FIELD GOALS	
30 Field Goals By Big Ten Opponent in OT	37 (65), at Iowa (2/16/23)
20 or Fewer Field Goals By Big Ten Opponent	37 (65), at Iowa (2/16/23)
20 or Fewer FGs in back to back games By Big Ten Opponents	32 (72), vs. North Carolina (12/17/22)
	19 (67), at Northwestern (1/1/23)
	19 (67), at Northwestern (1/1/23)
	19 (42), Indiana (2/1/20)
	20 (60), Michigan (2/4/20)
	19 (42), Indiana (2/1/20)
	20 (60), Michigan (2/4/20)
15 or Fewer Field Goals By Big Ten Opponent	15 (56), vs. Loyola Chicago (3/18/22)
1-5 2-pt FGs made in a half	15 (53), at Illinois (2/15/14)
	2 (17)-1st, at Cincinnati (11/7/18)

Field Goal Attempts	
40 or Fewer Attempts	40 (13), IUPUI (1/18/22)
70+ Attempts By Big Ten Opponent	72 (32), vs. North Carolina (12/17/22)
80 Attempts	77 (28), vs. Minnesota (3/11/21)
90 Attempts	91 (36), George Mason (12/9/95)
	91 (36), George Mason (12/9/95)

Field Goal Percentage	
70 Percent Shooting	.733 (33-45), Michigan State (2/7/04)
60 Percent Shooting by Big Ten Opponent	.667 (34-51), at Michigan State (3/5/16)
50 Percent Shooting by Big Ten Opponent	.667 (34-51), at Michigan State (3/5/16)
Under 30 Pct. Shooting by Big Ten Opponent	.500 (27-54), at No. 3 Purdue (2/19/23)
Consecutive Opps. Under 30 Pct. Shooting	.500 (27-54), at No. 3 Purdue (2/19/23)
	.284 (19-67), at Northwestern (1/1/23)
	.284 (19-67), at Northwestern (1/1/23)
	.275 (14-51) Western Carolina (11/21/16);
	.295 (18-61) Jackson State (11/23/16)
Under 20 Pct. Shooting	.185 (10-54) vs. La.-Monroe (12/27/13)
Under 20 Pct. Shooting/Half	.190 (4-21/2nd) IUPUI (1/18/22) OSU W 83-37

THREE-POINTERS	
10 3-Pointers By Big Ten Opponent	10 (27), at Iowa (2/16/23)
17 3-Pointers Most By Big Ten Opponent	10 (27), at Iowa (2/16/23)
Zero 3-Pointers By Big Ten Opponent	17 (35), UMBC (12/29/07)
	16 (26), Purdue (2/7/98)
	0/13, Minnesota (12/2/18)
	0/13, Minnesota (12/2/18)

More 3s than 2s	13/12, vs. No. 1 Purdue (1/5/23)
Back to Back teams with more 3s than 2s	10/9 at No. 5 Louisville (12/2/14);
	11/7 vs. Colgate (12/6/14)
Equal 3s and 2s	12 each, vs. Northwestern (2/9/23)
Back to Back to Back with 10+ 3-pointers	10 (31) at Michigan (2/4/20);
	12 (32) at Wisconsin (2/9/20)

Three-Point Attempts	
40 or More Attempts	43 (13) Citadel (11/19/17)
30 or More Attempts By Big Ten Opponent	31 (13) vs. No. 1 Purdue (1/5/23)
10 or Fewer Attempts By Big Ten Opponent	31 (13) vs. No. 1 Purdue (1/5/23)
	9, Jackson State (11/18/11)
	5, Michigan State (2/15/11)

FREE THROWS	
Team	
25 Free Throws Made By Big Ten Opponent	27 (33), at Maryland (1/8/23)
30 Free Throws	27 (33), at Maryland (1/8/23)
5 or Fewer Made Free Throws By Big Ten Opponent	30 (37), Michigan State (1/5/19)
Perfect from Foul Line (at least 10 made)	5 (7), vs. Alabama A&M (12/29/22)
0 Free Throws	5 (8), vs. Rutgers (12/8/22)
	11/11, Michigan (3/6/22)
	0 (0) Wisconsin (1/29/13)

Attempts	
5 or Fewer Free Throws Attempted By Big Ten Opponent	1 (1), vs. Michigan State (2/12/23)
10 or Fewer Free Throws Attempted By Big Ten Opponent	1 (1), vs. Michigan State (2/12/23)
30 Free Throws Attempted By Big Ten Opponent	10 (8), vs. No. 1 Purdue (1/5/23)
40 Free Throws Attempted By Big Ten Opponent	10 (8), vs. No. 1 Purdue (1/5/23)
0 free throws attempted	33 (27), at Maryland (1/8/23)
	33 (27), at Maryland (1/8/23)
	46, Wisconsin (2/6/02)
	46, Wisconsin (2/6/02)
	Wisconsin (1/29/13)

Individual	
Perfect From Foul Line (min. 10 FTA)	10-10, Xavier Johnson, Indiana (2/21/22)
20 Free Throws	20 (22), Glenn Robinson, Purdue (2/23/94)
15 Free Throws	16 (18), Devin Harris, Wisconsin (2/14/04)

REBOUNDS	
Team	
50 Rebounds	53, vs. North Carolina (12/20/14)
15 or Fewer	14, Presbyterian (12/15/07)
Individual	
15+ Rebounds	15, Armando Bacot, vs. North Carolina (12/17/22)

ASSISTS	
Team	
Five or Fewer Assists	4, vs. No. 21 Seton Hall (11/22/21)
Individual	
10 Assists By Big Ten Opponent	13, Connor McCaffery, at Iowa (2/16/23)
15 Assists	11, Alonzo Verge Jr., Nebraska (3/1/22)
	15, Tony Miller, Marquette (12/12/93)

TURNOVERS	
Team	
Five or Fewer Turnovers By Big Ten Opponent	4, vs. Nebraska (3/1/22)
25 Turnovers	4, vs. Nebraska (3/1/22)
By Big Ten Opponent	25, Mercer (12/22/15)
30 Turnovers	27, Nebraska (1/21/12)
	33, Denver (12/7/00)

Individual	
10 Turnovers	10, Corey Hemphill, Tennessee Tech (11/24/98)

STEALS	
Team	
10 or More By Big Ten Opponent	13, vs. No. 23 Florida (11/24/21)
	11, at Indiana (1/11/20)

Individual	
5 Steals by a Player	5, Carlos Jurgens, Oral Roberts (3/19/21 ot)
5 Steals by 2 players	5, Jamari Wheeler, Josh Reaves, Penn State (2/7/19)

BLOCKS	
Team	
10+ Team By Big Ten Opponent	12, Minnesota (1/8/17)
Zero Blocked Shots By Big Ten Opponent	12, Minnesota (1/8/17)
3 Consecutive Games 0 Blocks	vs. Wisconsin (2/2/23)
4 Consecutive Games 0 Blocks	vs. Wisconsin (2/2/23)
Back-to-Back Big Ten games 0 blocks	Mercer, SCSU, Minnesota (2015-16)
	Mercer, SCSU, Minnesota, Illinois (2015-16)
	Minnesota (12/30/15), Illinois (1/3/16)

THE LAST TIME AN OPPONENT...

Individual	
5 Blocks	6, Clifford Omoruyi, at Rutgers (1/15/23)
PLAYER USAGE	
Six Players Used	Villanova (2/18/04)
Seven Players Used	Northwestern (1/29/11)
Playing 40 Minutes (non-OT)	Jamison Battle, at Minnesota (1/27/22)
FOULS	
Three Players Fouled Out	F. Howard, D. Marek, S. Bourama-Syracuse (11/28/18)
Four Players Fouled Out	Ndour, J. Smith, R. Johnson, Setty, Hall-Ohio (11/12/13)
Five Players Fouled Out	Ndour, J. Smith, R. Johnson, Setty, Hall-Ohio (11/12/13)
MARGIN OF VICTORY	
30-Point Victory	86-51 (+35), at Purdue (3/2/19)
40-Point Victory	112-71 (+41), BYU (12/22/65)
By Big Ten Opponent	111-64 (+47), Illinois (2/10/56)
Halftime/Deficits	
30-Point Lead at Halftime	48-18, Indiana (1/10/16)
20-Point Lead at Halftime	48-20, at Purdue (3/2/19)
By Big Ten Opponent	48-20, at Purdue (3/2/19)
Comeback Win down 10+ at half	12 (36-24) at Virginia (11/30/16) W 63-61
Comeback Win After Trailing by 10+	14 (34-20), 1st 6:01, vs. North Carolina (12/17/22) W 89-84 (ot)
Trailed OSU by 40+ (any point)	40 (W 91-53), 1:42 (2) 91-51, vs. Robert Morris (11/7/22)
Trailed OSU by 45+ (any point)	46 (W 83-37), :20 (2) 83-37, vs. IUPUI (1/18/22)
MISCELLANEOUS-Ohio State	
30+ Ohio State Bench Points	30, at Iowa (2/16/23)
by Opponent	33, vs. No. 6 Purdue (1/30/22)
40+ Bench Points	48, vs. St. Francis (12/3/22)
by Opponent	41, vs. San Diego State (11/22/22)
50+ Bench Points	53 vs. Purdue Fort Wayne (11/11/18)
60+ Points in the Paint	64 vs. Maine (12/21/22)
50+ Points in the Paint	50 vs. Iowa (1/21/23)
10+ lead any point (Holtmann era)	101-9
vs. Big Ten	56-6
OSU when down 10+ (Holtmann era)	12-53
vs. Big Ten	8-43
20+ lead any point (Holtmann era)	51-0
30+/40+ lead any point (Holtmann era)	26-0/8-0
20+ Made FTs, Both Teams	OSU (22-30), Illinois (24-32)
	Illinois (W, 91-88 ot 3/14/21)
10+ Players Score	12, vs. Alabama A&M (12/29/22)
10+ Offensive Rebounds-Ind.	11 (18 total), Jared Sullinger at NW (2/29/12)
	10 (14 total), Terence Dials vs. UNH (12/28/04)
10 Steals and 10 Blocks	13/10 vs. Bryant (12/11/13)
10 Assists and 10 Blocks	17/11 vs. North Carolina (12/20/14)
vs. Big Ten	13/13 vs. Michigan (2/6/07)
10 Assists and 10 Steals	14/10 vs. Wisconsin (2/15/20)
vs. Big Ten	14/10 vs. Wisconsin (2/15/20)
10 Asts., 10 Steals, 10 Blocks	16/13/10 vs. Bryant (12/11/13)
20 Assists and 10 Blocks	22/11 vs. St. Francis, Pa. (11/28/09)
20 Assists and 10 Steals	22/12 vs. Indiana (3/14/19)
vs. Big Ten	22/12 vs. Indiana (3/14/19)
20 Asts., 10 Steals, 10 Blocks	22/12/11 vs. St. Francis, Pa. (11/28/09)
vs. Big Ten	35 (63-28) 15:31 (2) at Wisconsin (12/2/17)
25+ Rebound Margin	26, (48-22) at Minnesota (1/27/22)
25+Point Differential 1st to 2nd half	+28, vs. Minnesota (2/22/14) 18 pts 1st, 46 pts 2nd
30+ FGs, 10+ 3s, 30 FTs in a game	31/14/30 vs. Penn State (12/7/19)
10 Players with 10+ mins in a game	10, vs. IUPUI (1/18/22)
10 Players with 2+ Rebs in a game	11 vs. Nebraska (12/30/20)
OSU more FT pts than 2-pt basket pts.	38 FTs (38-51), 13 2-pters (26 pts) vs. Ohio (11/12/13)
OSU player more assists than opponent	CJ Walker (6) vs. SEMO (5) (12/17/19)
OSU player with assists equal to opponent	Isaac Likekele (6) vs. Robert Morris (6) (11/7/22)
OSU player made 1st career FGA	Roddy Gayle Jr. (3 pt) vs. Robert Morris (11/7/22)
OSU player 1st made career 3-pt FGA	Felix Okpara vs. St. Francis (12/3/22)
OSU player outscored opp. in a half	D. Thomas (18 pts) vs. Nebraska (17) (1/2/13) (1st)
OSU player ties opp in total rebounds	Jared Sullinger (18 rebs.), NW 18 rebs. at NW (2/29/12)

OSU 0 bench points	at Maryland (2/11/17)
OSU More TOs than FGs	vs. Michigan State (2/11/12), 15 TOs, 14 FGs
OSU Win when trailing at 5:00 (2nd half)	at Nebraska (1/2/22), -3 (65-62), W 87-79
OSU Loss when leading at 5:00 (2nd half)	vs. No. 1 Purdue (1/5/23), +2 (63-61), L 84-89 (ot)
OSU started each half with a 12-0 run	vs. La.-Monroe (12/27/13), 1st 12-0, 2nd 15-0
2 OSU players outscore opponent	vs. La.-Monroe (12/27/13), 32 (Smith Jr.-17, Ross-15), ULM 31 (OSU W 71-31)
Back-to-Back Road Wins vs. AP Top 15	at No. 10 Wisconsin (W, 74-62) Jan. 23, 2021
	at No. 8 Iowa (W, 88-85), Feb. 4, 2021
Back-to-Back Road Wins vs. AP Top 25	at No. 10 Wisconsin (W, 74-62) Jan. 23, 2021
	at No. 8 Iowa (W, 88-85), Feb. 4, 2021
Back-to-Back Home Wins vs. AP Top 25	vs. No. 1 Duke (W, 71, 66, 11/30/21),
	vs. No. 22 Wisconsin (W, 73-55, 12/11/21)
4-Consecutive Road Wins vs. AP Top 15	at No. 15 Rutgers (W, 79-68) Jan. 9, 2021
	at No. 14 Illinois (W, 87-81) Jan. 16, 2021
	at No. 10 Wisconsin (W, 74-62) Jan. 23, 2021
	at No. 8 Iowa (W, 88-85), Feb. 4, 2021
5-Consecutive Road Wins in the Big Ten	at No. 15 Rutgers (W, 79-68) Jan. 9, 2021
	at No. 14 Illinois (W, 87-81) Jan. 16, 2021
	at No. 10 Wisconsin (W, 74-62) Jan. 23, 2021
	at No. 8 Iowa (W, 88-85), Feb. 4, 2021
	at Maryland (W, 73-65), Feb. 8, 2021
Two 25-pt wins vs. Top 10 in a season	vs. No. 10 Villanova (W, 76-51, 11/13/19);
	at No. 7 North Carolina (W, 74-49, 12/4/19)
OSU went on 20-0 run	vs. Illinois State (11/25/20) (22-0 in 1st half over 13:36)
Held Opponent Scoreless for 10+ Mins	10:41 vs. Stetson (11/18/19) 16:37-5:57 of 1st half
vs. Big Ten	11:31 vs. Illinois (2/4/18), last 10:11 (1st), 1st 1:20 (2nd)
OSU with 0 Fast Break Points	at Iowa (2/16/23)
OSU with 0 pts. off opp. Turnovers	vs. Providence (11/17/16)
OSU Bench outscored Starters	40/25 vs. Eastern Illinois (11/16/22)
OSU Player was B1G POW	E.J. Liddell (12/13/21)
OSU Player was B1G FOW	Brice Sensabaugh (1/23/23)
OSU Player was both B1G POW and FOW	D'Angelo Russell (1/26/15)
MISCELLANEOUS-Opponent	
0 Pts off Turnovers	La.-Monroe (12/27/13)
Big Ten	Michigan State (3/16/13)
More TOs than FGs	IUPUI (1/18/22), 21 TOs, 13 FGs
Big Ten	Minnesota (2/20/13), 24 TOs, 14 FGs
2X more TOs than FGs	Nebraska (1/21/12) 27 TOs, 13 FGs
Both Teams 0 bench points	Ohio State at Illinois (1/10/12)
Both Teams 0 blocks	Ohio State vs. Illinois (2/4/18)
0 Fast Break Pts.	vs. Northwestern (2/9/23)
Both Teams 0 Fast Break Pts.	Ohio State vs. Cincinnati (11/22/22)
0 Bench Points	Purdue (2/7/18)
More Bench Points than Starters	IUPUI (1/18/22), 20 bench/17 starters)
No player with more than 2 FGs	La.-Monroe (12/27/13)
Both an OSU an OPP player with 10+ assists	12, Shannon Scott (OSU); 10, Austin Williams, NC A&T (12/17/14)

GAME 28 -- vs. PENN STATE



EXHIBITION GAME
NOVEMBER 1, 2022
CHAMINADE 57
OHIO STATE 101
Value City Arena (7,884)
Columbus, Ohio

CHAMINADE	FG	3FG	FT	O	D	T	PF	TP	A	T	BS	S	MP				
25 Ator	f	1	6	0	1	2	2	2	0	0	1	2	28				
34 Harris	f	4	8	1	5	0	2	2	4	1	9	0	11	1	18		
00 Olsen	g	5	12	2	5	0	1	5	6	1	12	2	3	0	26		
11 Reeves	g	3	12	1	6	2	2	3	2	5	1	9	1	1	2	27	
55 Amara-Arthare	g	4	16	2	7	2	3	2	4	0	12	1	1	0	0	29	
01 Driggs	g	1	4	0	1	0	1	2	3	0	2	0	1	0	1	15	
02 Brattain	g	1	6	0	3	1	2	0	3	3	3	0	2	0	0	19	
03 Bready	g	2	4	0	1	3	4	2	3	5	0	7	0	3	1	10	
04 Villa	g	0	4	0	3	0	0	0	0	0	0	0	1	0	0	13	
21 Renane	g	0	1	0	0	1	2	0	2	2	1	1	0	3	0	10	
22 Frawley	g	0	1	0	1	0	0	0	0	0	0	0	0	0	0	5	
24 Young	g	0	0	0	0	0	0	0	0	0	0	0	0	0	0	2	
33 Shackelford	g	0	2	0	0	0	0	1	1	0	0	0	0	0	0	3	
TEAM																	
Totals.....		21	76	6	33	9	13	16	25	41	10	57	5	15	3	6	200

OSU	FG	3FG	FT	O	D	T	PF	TP	A	T	BS	S	MP				
00 Sensabaugh	f	3	11	0	1	2	2	1	7	8	3	2	1	24			
23 Key	f	7	9	0	2	1	3	3	2	5	0	15	0	16			
02 Thornton	g	1	7	0	2	0	0	4	4	2	2	11	2	0	26		
04 McNeil	g	3	7	3	5	0	0	4	4	0	9	2	1	0	0	23	
13 Likekele	g	4	6	1	1	1	0	4	4	3	10	3	0	0	3	20	
00 Holden	g	10	12	2	2	3	4	2	4	6	1	25	1	1	1	24	
01 Gayle Jr.	g	6	7	2	2	0	0	2	2	2	14	3	1	1	2	20	
15 Hardman	g	4	6	4	6	0	0	0	0	0	12	0	0	0	0	10	
24 Etzler	g	0	3	0	2	0	0	0	0	0	1	0	0	1	0	7	
34 Okpara	g	2	3	0	0	0	0	3	6	9	2	4	0	0	3	0	21
42 Baumann	g	1	1	0	0	0	0	0	1	1	0	2	0	0	0	0	3
44 Spencer	g	0	2	0	0	0	0	0	2	2	0	0	1	1	0	0	6
TEAM																	
Totals.....		41	74	12	23	7	10	9	40	49	12	101	24	11	7	8	200

	1st	2nd	Total	FG%	3pFG%	FT%
Chaminade	23	34	57	27.6	18.2	69.2
Ohio State	46	55	101	55.4	52.2	70.0

Officials: Michael Griffith, Bill Ek, Larry Scirotto

Points	In Paint	Off T/O	2nd Chance	Fast Break	Bench	Time In Lead	Largest Lead
Chaminade	22	13	15	7	13	1:53	3
Ohio State	54	15	10	18	57	36:44	47



GAME 1
NOVEMBER 7, 2022
ROBERT MORRIS 53
OHIO STATE 91
Value City Arena (9,141)
Columbus, Ohio

RMU (0-1)	FG	3FG	FT	O	D	T	PF	TP	A	T	BS	S	MP				
02 Spear	f	3	8	0	2	1	6	3	2	5	2	7	0	1	0	28	
11 Walker	f	4	8	0	3	2	4	4	2	6	3	10	0	1	0	22	
05 Cheeks	g	7	15	3	7	0	0	2	2	2	17	0	2	1	0	32	
12 Last	g	1	5	0	1	1	1	2	4	6	4	3	0	3	0	19	
32 Corbin	g	1	12	0	6	0	0	0	0	1	2	2	0	0	0	35	
01 Wainwright	g	1	5	1	3	2	2	0	1	1	5	0	1	0	0	15	
13 Jeffries	g	0	0	0	0	0	0	0	1	1	0	0	0	0	0	2	
20 Frascone	g	0	0	0	0	0	0	0	0	0	0	0	0	0	1	2	
21 Mayers	g	1	2	0	0	0	3	4	1	2	2	5	2	1	0	19	
22 Martina	g	0	2	0	1	0	0	0	0	0	1	0	0	0	0	5	
23 Ford	g	1	3	0	0	0	0	0	1	1	0	2	2	1	0	17	
24 O'Grady	g	1	2	0	0	0	0	0	0	0	0	2	0	0	0	2	
31 Arvanitis	g	0	1	0	0	0	0	0	0	0	0	0	0	0	0	2	
TEAM																	
Totals.....		20	63	4	24	9	17	13	14	27	16	53	6	11	5	200	

OSU (1-0)	FG	3FG	FT	O	D	T	PF	TP	A	T	BS	S	MP				
14 Sueing	f	8	14	2	3	2	4	1	1	2	0	20	2	1	3	24	
23 Key	f	4	5	2	3	3	6	4	6	10	2	13	0	1	0	21	
02 Thornton	g	1	4	1	2	0	0	2	2	1	3	4	2	0	0	24	
04 McNeil	g	2	5	2	3	0	0	0	0	2	6	2	0	1	0	24	
13 Likekele	g	4	9	0	1	1	2	2	7	9	1	9	6	1	2	30	
00 Holden	g	5	5	1	1	1	1	2	3	1	12	0	1	0	0	18	
01 Gayle Jr.	g	3	5	1	2	0	0	2	3	2	7	3	1	0	0	15	
10 Sensabaugh	g	5	8	1	4	6	8	2	7	2	17	1	3	0	1	18	
15 Hardman	g	0	1	0	1	0	0	0	0	0	0	0	0	0	0	4	
24 Etzler	g	0	1	0	1	0	0	0	2	2	1	0	0	1	0	4	
34 Okpara	g	2	3	0	0	0	0	0	2	2	4	0	0	1	0	13	
42 Baumann	g	0	0	0	0	0	0	0	1	0	1	0	0	0	0	3	
44 Spencer	g	0	1	0	0	0	0	0	1	0	1	0	0	0	0	2	
TEAM																	
Totals.....		34	61	10	21	13	21	14	34	48	14	91	18	14	5	6	200

	1st	2nd	Total	FG%	3pFG%	FT%
Robert Morris	28	25	53	31.7	16.7	52.9
Ohio State	42	49	91	55.7	47.6	61.9

Officials: Steve McJunkins, Luke Chittum, Courtney Green

Points	In Paint	Off T/O	2nd Chance	Fast Break	Bench	Time In Lead	Largest Lead
Robert Morris	22	11	7	0	14	2:01	2
Ohio State	44	11	16	11	40	37:04	40



GAME 2
NOVEMBER 10, 2022
CHARLESTON SO. 56
OHIO STATE 82
Value City Arena (8,409)
Columbus, Ohio

CSU (1-1)	FG	3FG	FT	O	D	T	PF	TP	A	T	BS	S	MP				
14 Kelly	f	4	7	0	0	3	6	2	3	5	1	11	1	2	1	27	
34 Faye	f	1	5	1	3	0	0	1	2	3	4	3	0	1	0	33	
04 Bryan	g	1	6	0	2	0	0	3	2	5	0	2	0	2	0	25	
13 Chavez	g	5	10	3	7	0	0	0	1	1	1	13	0	1	0	28	
22 Johnson	g	1	11	0	2	2	2	0	3	3	4	2	1	0	0	23	
12 Harris Jr.	g	6	16	0	4	0	0	0	1	1	2	12	3	1	1	29	
21 Dodd	g	0	0	0	0	0	0	0	1	0	1	0	0	0	0	4	
24 Duhart Jr.	g	2	5	0	1	0	0	0	3	1	4	0	0	0	0	16	
55 Berry	g	2	5	1	3	2	2	1	3	4	2	7	0	0	0	15	
TEAM																	
Totals.....		22	65	5	22	7	10	11	17	28	13	56	6	9	2	3	200

OSU (2-0)	FG	3FG	FT	O	D	T	PF	TP	A	T	BS	S	MP				
14 Sueing	f	3	7	0	3	5	5	1	2	3	0	11	1	1	0	0	21
23 Key	f	8	10	0	0	1	1	6	7	13	1	17	1	1	0	0	21
02 Thornton	g	2	3	0	1	4	4	0	0	0	0	8	2	1	0	0	23
04 McNeil	g	5	10	2	5	1	1	3	6	6	13	0	1	0	1	24	
13 Likekele	g	2	4	0	0	0	1	1	4	5	1	4	4	1	0	0	21
00 Holden	g	0	2	0	1	2	2	0	5	5	3	2	4	0	0	19	
01 Gayle Jr.	g	3	5	1	1	2	2	0	1	3	9	1	2	1	0	20	
10 Sensabaugh	g	6	12	1	3	1	2	1	3	4	0	14	0	2	0	18	
15 Hardman	g	0	0	0	0	0	0	0	0	0	0	0	0	0	0	4	
24 Etzler	g	0	1	0	1	0	0	0	3	3	1	0	0	0	0	6	
34 Okpara	g	1	4	0	0	0	0	1	3	4	2	2	0	0	1	19	
44 Spencer	g	1	2	0	0	0	0	1	1	2	0	2	0	0	0	4	
TEAM																	
Totals.....		31	60	4	15	16	18	14	33	47	11	82	11	14	2	2	200

	1st	2nd	Total	FG%	3pFG%	FT%
Charleston So.	22	34	56	33.8	22.7	70.0
Ohio State	46	36	82	51.7	26.7	88.9

Officials: Brian Dorsey, Michael Kitts Jr., Chad Barlow

Points	In Paint	Off T/O	2nd Chance	Fast Break	Bench	Time In Lead	Largest Lead
Charleston So.	20	10	6	0	23	:42	2
Ohio State	50	12	18	7	29	38:09	32



GAME 3
NOVEMBER 16, 20

GAME 28 -- vs. PENN STATE



GAME 6
NOVEMBER 23, 2022
 21/20 TEXAS TECH 73
 OHIO STATE 80
Lahaina Civic Center (2,400)
 Lahaina, Hawaii


OSU (5-1)	FG	3FG	FT	O	D	T	PF	TP	A	T	B	S	S	M	P		
00 Obanor	f	7	12	2	4	3	3	1	3	4	3	19	0	4	0	2	35
12 Batcho	f	7	10	1	1	6	7	3	3	6	4	21	2	2	0	1	34
02 Isaacs	g	3	9	0	4	2	2	0	2	2	2	8	5	2	0	1	34
20 Tyson	g	4	8	2	3	0	0	5	1	6	1	10	0	1	2	1	21
23 Harmon	g	5	11	0	4	0	0	0	3	3	3	10	6	0	0	0	33
01 Washington	g	0	0	0	0	0	0	0	0	0	1	0	1	0	0	0	9
04 Jennings	g	0	1	0	0	0	0	0	0	1	2	0	0	0	0	0	7
05 Allen	g	1	1	0	0	0	0	0	0	0	0	2	0	0	0	0	3
22 Fisher	g	1	2	0	1	1	1	0	2	2	1	3	0	0	0	1	17
24 Walton	g	0	1	0	1	0	0	0	1	1	1	0	0	0	0	0	7
TEAM																	1
Totals.....		28	55	5	18	12	13	9	16	25	18	73	14	10	2	6	200

TTU (4-2)	FG	3FG	FT	O	D	T	PF	TP	A	T	B	S	S	M	P		
14 Sueing	f	12	19	1	5	8	8	4	4	8	0	33	5	1	0	2	31
23 Key	f	2	5	0	0	5	5	2	1	3	2	9	2	2	2	1	30
02 Thornton	g	3	6	3	4	0	0	1	3	4	0	9	4	2	0	1	39
04 McNeil	g	3	10	2	7	5	5	0	1	1	4	13	0	3	0	0	31
13 Likekele	g	2	3	0	0	0	1	1	2	3	4	3	0	0	2	3	31
00 Holden	g	0	1	0	0	0	0	2	2	0	0	0	0	0	0	0	9
01 Gayle Jr.	g	0	1	0	1	0	0	0	1	1	1	0	0	0	0	0	7
10 Sensabaugh	g	4	6	2	3	0	0	0	0	0	2	10	1	1	0	0	12
34 Okpara	g	1	1	0	0	0	0	0	3	3	1	2	0	1	0	0	10
TEAM																	1
Totals.....		27	52	8	20	18	18	9	17	26	13	80	15	10	2	6	200

	1st	2nd	Total	FG%	3pFG%	FT%
Texas Tech	37	36	73	50.9	27.8	92.3
Ohio State	41	39	80	51.9	40.0	100.0

Officials: Randy Richardson, Rob Riley, Paul Szelc

Points	In Paint	Off T/O	2nd Chance	Fast Break	Bench	Time In Lead	Largest Lead
Texas Tech	34	9	18	2	5	1:49	3
Ohio State	28	11	17	10	12	37:03	13



GAME 7
NOVEMBER 30, 2022
 #25/25 OHIO STATE 72
 #17/16 DUKE 81
Cameron Indoor Stadium (9,314)
 Durham, N.C.

OSU (5-2)	FG	3FG	FT	O	D	T	PF	TP	A	T	B	S	S	M	P		
14 Sueing	f	4	10	0	1	4	4	3	2	5	5	12	1	3	0	0	26
23 Key	f	7	9	0	1	7	8	4	4	8	4	21	1	3	3	1	33
02 Thornton	g	5	8	1	2	0	0	0	0	0	1	11	2	4	0	1	36
04 McNeil	g	5	13	2	7	2	2	1	2	3	1	14	1	1	0	0	35
13 Likekele	g	2	3	0	1	1	4	1	6	7	5	5	1	0	0	1	25
00 Holden	g	0	1	0	0	0	0	0	0	0	1	0	0	0	0	0	15
01 Gayle Jr.	g	1	4	0	1	1	2	0	2	2	2	3	0	1	0	0	9
10 Sensabaugh	g	2	6	0	0	0	0	0	1	1	5	4	0	3	1	1	14
34 Okpara	g	0	1	0	0	0	2	2	2	4	1	2	0	1	0	0	7
TEAM																	1
Totals.....		26	55	3	13	17	22	12	19	31	25	72	6	16	4	4	200

DUKE (7-2)	FG	3FG	FT	O	D	T	PF	TP	A	T	B	S	S	M	P		
25 Mitchell	f	1	3	1	2	0	0	0	2	2	2	3	1	2	0	0	16
01 Lively II	c	4	5	0	0	3	3	2	3	5	4	11	1	1	2	1	18
30 Filipowski	c	6	11	0	0	4	6	3	4	7	4	16	2	2	0	3	30
03 Roach	g	3	9	0	3	7	9	0	3	3	2	13	5	3	0	1	33
05 Proctor	g	2	8	2	3	6	6	1	2	3	1	12	1	0	0	0	27
00 Whitehead	g	2	5	1	1	0	0	2	0	2	1	5	0	1	0	0	13
02 Blakes	g	1	5	0	2	0	0	0	1	1	2	4	0	2	0	2	15
13 Grandison	g	3	5	1	2	2	2	1	3	4	2	9	0	2	0	2	26
15 Young	g	3	4	0	0	4	4	3	2	5	3	10	2	2	0	0	22
TEAM																	1
Totals.....		25	55	5	13	26	30	13	21	34	20	81	16	13	2	9	200

	1st	2nd	Total	FG%	3pFG%	FT%
Ohio State	29	43	72	47.3	23.1	77.3
Duke	39	42	81	45.5	38.5	86.7

Officials: Pat Driscoll, Ron Groover, Roger Ayers

Points	In Paint	Off T/O	2nd Chance	Fast Break	Bench	Time In Lead	Largest Lead
Ohio State	36	19	14	16	9	8:12	6
Duke	36	20	8	14	26	30:06	13



GAME 8
DECEMBER 3, 2022
 ST. FRANCIS 59
 #25/25 OHIO STATE 96
Value City Arena (10,398)
 Columbus, Ohio

SFU (2-7)	FG	3FG	FT	O	D	T	PF	TP	A	T	B	S	S	M	P		
13 Hargis	f	0	2	0	1	0	0	0	0	0	0	0	0	0	0	0	6
33 Cohen	f	8	16	0	0	2	4	3	7	10	3	18	3	1	0	0	34
00 Gregory	g	6	11	3	4	0	0	0	1	1	0	15	3	1	0	1	37
11 Land	g	6	14	2	7	0	0	0	4	4	3	14	1	4	0	0	37
14 Moore	g	1	6	0	3	2	2	0	2	2	1	4	5	1	0	0	33
03 Ruggery	g	0	0	0	0	0	0	0	0	1	1	0	0	0	0	0	5
20 Scanlon	g	0	1	0	0	0	0	0	0	0	0	0	0	0	0	0	2
21 Liberis	g	0	0	0	0	0	0	0	0	0	0	2	0	0	0	0	6
23 Sanon	g	2	5	0	0	1	1	2	1	3	3	5	2	0	1	0	24
31 McCabe	g	1	4	1	4	0	0	0	3	3	5	3	0	1	0	0	16
TEAM																	1
Totals.....		24	59	6	19	5	7	5	20	25	17	59	14	11	1	2	200

OSU (6-2)	FG	3FG	FT	O	D	T	PF	TP	A	T	B	S	S	M	P		
14 Sueing	f	2	7	1	3	1	3	0	5	5	1	6	3	0	0	0	18
23 Key	f	5	5	0	0	1	2	3	2	5	1	11	1	1	1	0	22
02 Thornton	g	5	10	3	5	0	0	2	2	0	13	2	0	0	0	26	
04 McNeil	g	4	7	2	4	0	0	0	1	1	0	10	4	0	0	0	20
13 Likekele	g	4	6	0	0	0	0	2	3	5	1	8	3	1	1	0	25
00 Holden	g	2	5	0	0	0	4	6	3	2	5	0	8	0	1	0	17
01 Gayle Jr.	g	5	6	2	2	0	0	2	2	2	2	12	3	1	1	1	22
10 Sensabaugh	g	4	10	3	6	4	4	0	2	2	3	15	2	1	1	0	19
15 Hardman	g	0	1	0	0	0	0	0	0	0	0	0	0	0	0	0	3
24 Etzler	g	1	1	1	0	0	0	2	2	1	3	1	0	0	0	0	8
34 Okpara	g	3	7	1	1	3	6	6	12	1	10	1	1	1	2	16	36
42 Baumann	g	0	1	0	0	0	0	0	1	1	0	0	0	1	0	0	2
44 Spencer	g	0	3	0	0	0	0	0	3	1	4	0	0	0	0	0	2
TEAM																	1
Totals.....		35	69	13	23	13	18	17	30	47	10	96	20	7	5	3	200

	1st	2nd	Total	FG%	3pFG%	FT%
St. Francis	36	23	59	40.7	31.6	71.4
Ohio State	44	52	96	50.7	56.5	72.2

Officials: John Floyd, Lewis Garrison, Rob Riley Sr.


Points	In Paint	Off T/O	2nd Chance	Fast Break	Bench	Time In Lead	Largest Lead
St. Francis	28	2	4	6	8	--	--
Ohio State	36	12	17	3	48	39:27	39



GAME 9
DECEMBER 8, 2022
 RUTGERS 66
 #25/23 OHIO STATE 67
Value City Arena (14,042)
 Columbus, Ohio

RUT (6-3, 1-1)	FG	3FG	FT	O	D	T	PF	TP	A	T	B	S	S	M	P		
03 Mag	f	1	4	1	3	0	0	1	5	6	4	3	4	1	1	0	27
05 Hyatt	f	6	12	1	4	0	0	1	1	2	2	13	0	1	1	1	28
11 Omoruyi	c	7	10	0	1	2	4	2	6	8	4	16	0	4	2	0	29
10 Spencer	g	5	8	1	2	0	0	0	1	1	1	11	5	1	0	2	30
22 McConnell	g	2	6	0	2	1	2	1	2	3	2	5	2	2	0	1	36
00 Simpson	g	2	4	0	0	0	0	0	0	0	1	4	1	0	0	0	13
14 Mulcahy	g	3	6	1	2	2	2	0	4	4							

GAME 28 -- vs. PENN STATE



GAME 12
DECEMBER 29, 2022
ALABAMA A&M 59
OHIO STATE 90
Value City Arena (14,521)
Columbus, Ohio

AA&M (4-9)	FG	3FG	FT	O	D	T	PF	TP	A	T	BS	S	MP			
11 Harvell f	1	2	0	1	0	0	3	3	2	2	0	1	0	0	13	
33 Blaise Akonobi c	3	7	0	0	0	1	2	3	2	6	0	3	0	0	16	
01 Thompson g	3	10	2	4	0	0	1	1	8	4	0	0	0	0	28	
10 Hicks g	5	10	1	3	0	0	2	4	6	0	1	4	0	0	30	
15 Smith g	1	4	1	3	1	2	0	0	0	1	4	0	0	0	17	
00 Randall f	1	2	0	1	2	2	0	2	0	4	0	0	0	0	7	
02 Peek g	3	5	0	0	1	1	0	1	1	4	7	1	0	0	14	
03 Tucker g	0	3	0	1	0	0	0	0	0	0	1	3	0	1	13	
12 Powell g	2	4	1	1	0	0	3	2	5	3	5	1	2	0	17	
13 Brewer g	0	3	0	2	0	0	1	2	3	2	0	1	2	0	8	
22 Downey g	2	3	1	1	2	0	0	0	3	6	0	1	0	0	8	
24 Lee g	0	2	0	1	0	0	0	0	1	0	0	0	0	1	7	
30 Tavares de B g	0	1	0	0	0	0	0	0	2	0	0	1	0	0	7	
34 Williams TEAM	3	6	0	0	0	1	3	4	3	6	2	1	0	1	15	
Totals.....	24	62	6	18	5	7	9	21	30	24	59	12	17	1	4	200

OSU (9-3)	FG	3FG	FT	O	D	T	PF	TP	A	T	BS	S	MP			
10 Sensabaugh f	9	14	2	6	1	2	0	6	6	0	21	1	1	0	0	27
14 Sueing f	6	8	2	3	4	5	0	1	3	18	2	3	0	0	1	32
23 Key f	3	6	0	1	3	6	4	6	10	1	9	1	1	3	0	26
02 Thornton g	4	8	0	0	4	8	0	2	3	12	5	1	1	0	0	30
04 McNeil g	3	10	3	9	0	0	4	4	0	9	1	0	1	0	1	35
00 Holden g	2	4	0	0	0	0	2	4	6	0	4	0	2	0	1	17
01 Gayle Jr. g	1	2	0	0	0	1	1	1	2	3	1	1	1	0	2	12
03 Brown III g	0	1	0	1	2	2	1	1	2	2	0	0	0	2	5	5
13 Likekele g	1	1	0	0	0	0	1	1	2	1	2	5	0	1	0	9
15 Hardman g	2	4	2	4	0	0	0	0	0	1	6	0	0	0	0	3
24 Etzler g	0	0	0	0	0	0	0	0	0	0	0	0	0	0	0	2
34 Okpara g	1	2	0	0	2	2	4	2	4	0	4	0	1	0	1	12
42 Baumann g	0	1	0	1	0	0	1	0	1	0	0	1	0	0	0	1
44 Spencer TEAM	0	0	0	0	1	2	0	0	0	1	0	0	0	0	0	1
Totals.....	32	61	9	25	17	29	13	29	42	11	90	19	10	7	5	200

	1st	2nd	Total	FG%	3pFG%	FT%
Alabama A&M	33	26	59	38.7	33.3	71.4
Ohio State	36	54	90	52.5	36.0	58.6

Officials: Chad Barlow, Owen Shortt, Bill Ek

Points	In Paint	Off T/O	2nd Chance	Fast Break	Bench	Time In Lead	Largest Lead
Alabama A&M	30	6	11	9	28	:48	2
Ohio State	32	13	17	10	21	37:15	31



GAME 13
JANUARY 1, 2023
OHIO STATE 73
NORTHWESTERN 57
Welsh-Ryan Arena (4,372)
Evanston, Ill.


OSU (10-3, 2-0)	FG	3FG	FT	O	D	T	PF	TP	A	T	BS	S	MP			
10 Sensabaugh f	7	13	2	5	2	2	3	5	8	3	18	0	2	2	0	25
14 Sueing f	4	8	0	0	5	9	2	4	6	3	13	5	3	1	0	33
23 Key f	4	8	0	1	3	4	1	10	11	3	11	0	2	2	2	29
02 Thornton g	2	8	0	1	2	2	0	4	4	1	6	6	1	0	0	28
04 McNeil g	5	8	3	5	2	2	0	15	2	0	0	1	0	1	32	
00 Holden g	3	5	1	2	1	1	0	0	3	8	0	1	0	0	13	
01 Gayle Jr. g	0	3	0	1	0	0	0	4	4	0	0	0	0	0	0	7
03 Brown III g	1	1	0	0	0	0	0	0	2	0	0	0	0	1	5	
13 Likekele g	0	2	0	0	0	0	1	3	4	0	0	2	3	0	1	16
34 Okpara TEAM	0	0	0	0	0	0	0	3	3	0	0	0	0	2	0	12
Totals.....	26	56	6	15	15	20	10	36	46	13	73	15	12	7	5	200

NW (10-3, 1-1)	FG	3FG	FT	O	D	T	PF	TP	A	T	BS	S	MP			
31 Beran f	1	7	0	2	4	4	3	3	6	2	6	1	1	2	0	25
34 Nicholson c	0	7	0	0	4	8	5	13	4	0	1	1	2	0	21	
00 Buie g	3	15	3	10	1	2	0	3	3	1	10	3	1	0	1	35
01 Audge g	6	17	2	9	2	4	0	2	2	2	16	2	1	0	1	36
03 Berry g	4	11	2	7	1	1	0	1	1	0	11	0	1	0	1	22
05 Roper II g	2	5	2	3	0	0	0	0	0	1	6	1	1	0	1	24
10 Verhoeven g	1	2	0	0	0	0	0	0	4	2	2	0	0	0	0	19
13 Barnhizer TEAM	2	3	0	0	2	2	1	8	9	2	6	1	1	1	1	18
Totals.....	19	67	9	31	10	17	14	23	37	16	57	11	7	5	5	200

	1st	2nd	Total	FG%	3pFG%	FT%
Ohio State	35	38	73	46.4	40.0	75.0
Northwestern	17	40	57	28.4	29.0	58.8

Officials: Doug Simrons, Larry Scirotto, Kelly Pfeifer

Points	In Paint	Off T/O	2nd Chance	Fast Break	Bench	Time In Lead	Largest Lead
Ohio State	32	9	11	7	10	39:09	28
Northwestern	14	7	6	6	14	--	--



GAME 14
JANUARY 5, 2023
#1/PURDUE 71
#24/23 OHIO STATE 69
Value City Arena (17,227)
Columbus, Ohio

PUR (14-1, 3-1)	FG	3FG	FT	O	D	T	PF	TP	A	T	BS	S	MP			
01 Furst f	1	4	0	1	1	2	5	2	7	1	3	1	0	0	0	16
15 Edey c	6	11	0	0	4	4	7	11	1	16	4	3	0	0	32	
02 Loyer g	4	12	3	6	0	0	2	2	2	11	1	1	4	0	0	25
03 Smith g	6	10	3	6	1	2	1	3	4	1	16	6	1	0	2	38
25 Morton g	3	8	2	7	2	2	1	3	4	0	10	1	4	0	2	34
00 Gillis g	2	7	2	7	0	0	3	3	3	6	0	0	0	0	24	
04 Kaufman-Renn g	0	1	0	0	1	0	1	0	1	1	0	0	1	0	0	8
05 Newman g	0	1	0	0	0	0	0	0	0	1	0	0	1	0	0	4
14 Jenkins Jr. TEAM	3	4	3	3	0	0	0	0	0	0	9	2	0	0	0	19
Totals.....	25	58	13	31	8	10	16	21	37	9	71	15	14	0	4	200

OSU (10-4, 2-1)	FG	3FG	FT	O	D	T	PF	TP	A	T	BS	S	MP			
10 Sensabaugh f	10	17	0	2	1	1	2	3	5	2	21	1	3	1	2	36
14 Sueing f	6	11	2	3	1	2	2	2	4	2	15	2	2	0	0	32
23 Key f	0	0	0	0	0	0	0	0	0	0	0	0	0	0	0	4
02 Thornton g	2	8	2	3	2	2	0	5	5	1	8	3	2	0	2	27
04 McNeil g	3	5	1	3	0	0	1	1	0	1	7	0	0	0	1	26
00 Holden g	2	3	0	0	0	0	0	2	2	2	4	2	0	0	0	13
01 Gayle Jr. g	2	4	0	1	0	0	0	0	0	1	4	1	0	0	2	15
03 Brown III g	1	2	1	2	0	0	1	1	2	1	3	0	0	0	0	6
13 Likekele g	1	3	0	0	0	0	1	1	2	2	2	0	0	0	1	10
34 Okpara TEAM	2	5	0	0	1	2	3	2	5	2	5	2	0	3	0	31
Totals.....	29	58	6	14	5	7	9	18	27	13	69	11	7	4	8	200

	1st	2nd	Total	FG%	3pFG%	FT%
Purdue	33	38	71	43.1	41.9	80.0
Ohio State	36	33	69	50.0	42.9	71.4

Officials: Keith Kimble, Roger Ayers, Rob Riley Sr.

Points	In Paint	Off T/O	2nd Chance	Fast Break	Bench	Time In Lead	Largest Lead
Purdue	22	10	16	5	15	9:17	6
Ohio State	26	14	4	7	18	25:40	12



GAME 15
JANUARY 8, 2023
#24/23 OHIO STATE 73
MARYLAND 80
XFINITY Center (12,497)
College Park, Md.

OSU (10-5, 2-2)	FG	3FG	FT	O	D	T	PF	TP	A	T	BS	S	MP			
10 Sensabaugh f	7	18	2	7	5	6	2	5	6	5	22	1	4	1	1	31
14 Sueing f	8	13	2	4	3	4	3	2	5	3	21	1	3	0	1	33
34 Okpara c	1	2	0	0	0	0	0	3	2	0	0	0	0	0	0	12
02 Thornton g	2	7	1	3	2	2	0	2	3	7	1	3	0	2	2	25
04 McNeil g	2	4	2	3	2	2	3	8	1	0	0	0	0	0	0	16
00 Holden g	0	1	0	0	2	2	1	4	5	2	2	0	1	0	0	25
01 Gayle Jr. g	2	4	1	1	2	0	1	1	2	6	0	0	1	0	2	17
03 Brown III g	1	3	1	1	1	0	2	3	4	3	0	0	2	0	2	17
13 Likekele g	1	3	0	0	0	1	1	2	3	2	4	0	0	0	1	24
Totals.....	24	55														

GAME 28 -- vs. PENN STATE



GAME 24
FEBRUARY 9, 2023
NORTHWESTERN 69
OHIO STATE 63
Value City Arena (12,305)
Columbus, Ohio

NW (17-7, 8-5)	FG	3FG	FT	O	D	T	PF	TP	A	T	BS	S	MP				
31 Beran	f	3	7	2	5	0	0	4	4	2	8	2	0	0	0	27	
34 Nicholson	c	2	2	0	0	0	0	3	3	2	4	2	1	0	0	18	
00 Buie	g	6	10	2	3	5	6	1	2	1	19	5	4	0	1	36	
01 Audige	g	3	12	3	7	3	5	1	2	3	3	12	4	2	1	38	
03 Berry	g	1	7	1	6	0	0	2	2	3	3	0	1	0	2	19	
02 Martinelli		2	4	0	1	0	0	0	0	0	1	4	1	1	0	14	
10 Verhoeven		0	0	0	0	0	0	3	3	2	0	1	1	0	1	21	
13 Barnhizer		7	10	4	7	1	2	3	1	4	3	19	0	0	0	27	
TEAM																	
Totals.....		24	52	12	29	9	13	6	18	24	17	69	15	10	1	6	200

OSU (11-13, 3-10)	FG	3FG	FT	O	D	T	PF	TP	A	T	BS	S	MP				
14 Sueing	f	7	11	0	3	5	7	3	5	8	2	19	2	3	0	0	35
23 Key	f	3	5	0	0	2	3	4	6	10	4	8	2	1	1	0	28
02 Thornton	g	5	9	0	3	2	2	0	2	3	12	3	0	0	0	0	35
04 McNeil	g	3	9	1	4	1	2	1	1	2	0	8	0	4	0	0	36
13 Likekele	g	1	2	0	0	2	6	0	7	7	3	4	2	1	0	1	26
00 Holden		1	1	0	0	0	0	0	1	1	0	2	0	0	0	0	6
01 Gayle Jr.		1	1	0	0	0	0	0	0	0	1	2	0	0	0	0	4
10 Sensabaugh		1	8	0	4	2	2	1	2	3	3	4	1	4	0	2	16
34 Okpara		2	2	0	0	0	0	1	1	2	0	4	0	1	0	0	12
TEAM																	
Totals.....		24	48	1	14	14	22	10	25	35	16	63	10	15	1	3	200

	1st	2nd	Total	FG%	3pFG%	FT%
Northwestern	28	41	69	46.2	41.4	69.2
Ohio State	27	36	63	50.0	7.1	63.6

Officials: LaMar Simpson, Keith Kimble, Bert Smith

Points	In	Off	2nd	Fast	Bench	Time	Largest
	Paint	T/O	Chance	Break	Bench	In Lead	Lead
Northwestern	20	16	9	0	23	15:51	9
Ohio State	34	7	7	1	12	16:58	6



GAME 25
FEBRUARY 12, 2023
MICHIGAN STATE 62
OHIO STATE 41
Value City Arena (15,110)
Columbus, Ohio

MSU (16-9, 8-6)	FG	3FG	FT	O	D	T	PF	TP	A	T	BS	S	MP				
10 Hauser	f	8	13	6	9	0	0	1	7	8	1	22	2	0	1	0	35
22 Sissoko	c	1	3	0	0	0	0	3	1	4	3	2	1	3	1	0	16
02 Walker	g	5	9	0	2	0	0	1	2	3	2	10	3	2	0	2	34
03 Akins	g	4	11	0	6	0	0	2	7	9	0	8	0	1	0	1	25
11 Hoggard	g	3	8	0	1	0	0	0	2	2	2	6	5	1	0	1	25
00 Kohler		3	3	0	0	0	0	0	1	1	1	6	0	2	0	0	13
01 Brooks		0	3	0	2	0	0	1	1	2	1	0	0	0	0	0	13
05 Holloman		0	0	0	0	0	0	0	0	0	0	0	0	1	0	0	2
13 Izzo		0	1	0	0	0	0	0	0	0	0	0	0	0	0	0	1
14 Smith		0	1	0	1	0	0	0	0	0	0	0	0	0	0	0	1
15 Cooper		2	2	0	0	1	1	0	1	1	1	5	1	0	0	0	6
20 Sanders		0	0	0	0	0	0	0	0	0	0	0	0	0	0	0	1
25 Hall		1	5	1	1	0	0	2	4	6	1	3	3	0	0	0	27
43 Whitens		0	0	0	0	0	0	1	0	1	0	0	0	0	0	0	1
TEAM																	
Totals.....		27	59	7	22	1	1	12	30	42	12	62	15	11	2	4	200

OSU (11-14, 3-11)	FG	3FG	FT	O	D	T	PF	TP	A	T	BS	S	MP				
10 Sensabaugh	f	3	14	1	7	1	2	0	0	0	2	8	0	3	0	0	26
14 Sueing	f	2	11	1	6	0	0	1	5	6	2	5	1	2	0	1	31
23 Key	f	2	4	0	0	0	0	5	3	8	3	4	0	3	0	0	20
01 Gayle Jr.	g	2	6	1	3	0	0	1	1	2	0	5	2	1	1	1	27
02 Thornton	g	4	9	1	4	0	0	0	5	5	0	9	2	1	0	1	38
00 Holden		0	0	0	0	0	0	0	0	0	0	0	0	0	0	0	4
03 Brown III		0	1	0	1	0	0	0	0	0	0	0	0	0	0	0	6
04 McNeil		4	13	2	8	0	0	2	2	0	10	0	0	0	1	26	
13 Likekele		0	0	0	0	0	0	0	1	1	0	0	0	0	0	1	6
34 Okpara		0	2	0	0	0	0	4	2	6	0	0	0	0	1	1	16
TEAM																	
Totals.....		17	60	6	29	1	2	14	19	33	7	41	5	11	2	6	200

	1st	2nd	Total	FG%	3pFG%	FT%
Michigan State	27	35	62	45.8	31.8	100.0
Ohio State	14	27	41	28.3	20.7	50.0

Officials: Terry Oglesby, Kelly Pfeifer, Kipp Kissingner

Points	In	Off	2nd	Fast	Bench	Time	Largest
	Paint	T/O	Chance	Break	Bench	In Lead	Lead
Michigan State	26	14	12	4	14	31:43	23
Ohio State	12	6	9	0	10	5:02	3



GAME 26
FEBRUARY 16, 2023
OHIO STATE 75
IOWA 92
Carver-Hawkeye Arena (13,257)
Iowa City, Iowa


OSU (11-15, 3-12)	FG	3FG	FT	O	D	T	PF	TP	A	T	BS	S	MP				
10 Sensabaugh	f	6	11	2	4	2	2	1	2	3	2	16	3	6	0	1	24
14 Sueing	f	2	5	0	1	4	4	0	4	4	2	8	0	1	0	1	28
23 Key	f	2	5	0	0	0	0	0	1	1	3	4	1	1	1	0	13
01 Gayle Jr.	g	3	4	0	0	0	0	1	1	2	1	6	0	2	1	0	25
02 Thornton	g	3	5	2	4	3	3	0	2	2	2	11	2	2	0	0	25
00 Holden		2	3	0	1	0	0	0	1	1	0	4	1	0	1	0	12
03 Brown III		0	0	0	0	0	0	0	1	1	0	0	0	0	0	0	9
04 McNeil		7	7	4	4	2	2	0	0	0	0	20	0	1	0	1	24
13 Likekele		2	7	0	1	0	0	0	3	3	2	4	4	0	0	0	26
34 Okpara		1	2	0	0	0	0	0	3	3	3	2	0	1	0	0	14
TEAM																	
Totals.....		28	49	8	15	11	11	2	20	22	15	75	11	14	3	3	200

IOWA (17-9, 9-6)	FG	3FG	FT	O	D	T	PF	TP	A	T	BS	S	MP				
00 Rebraca	f	5	7	0	0	0	0	0	2	2	3	10	2	1	1	0	17
24 Murray	f	8	13	3	6	1	2	3	2	5	2	20	1	3	2	2	38
01 Ulis	g	4	7	1	3	3	3	0	0	0	1	12	1	1	0	0	23
11 Perkins	g	11	16	2	3	0	1	1	1	2	2	24	3	1	0	1	36
30 McCaffery	g	2	4	1	3	2	2	0	6	6	2	7	13	0	2	2	36
04 Dix		0	1	0	1	0	0	0	1	1	0	0	1	0	0	0	5
05 Bowen		0	0	0	0	0	0	0	0	0	0	0	0	0	0	0	1
20 Sandfort		4	9	2	6	0	0	1	2	3	5	0	1	1	0	1	24
22 McCaffery		3	8	1	5	2	2	3	2	5	0	9	1	0	0	1	20
TEAM																	
Totals.....		37	65	10	27	8	11	11	19	30	10	92	23	7	3	7	200

	1st	2nd	Total	FG%	3pFG%	FT%
Ohio State	36	39	75	57.1	53.3	100.0
Iowa	47	45	92	56.9	37.0	72.7

Officials: Michael Irving, James Breeding, Brian Dorsey

Points	In	Off	2nd	Fast	Bench	Time	Largest
	Paint	T/O	Chance	Break	Bench	In Lead	Lead
Ohio State	36	4	4	0	30	3:11	1
Iowa	44	16	15	9	19	35:36	28



GAME 27
FEBRUARY 19, 2023
OHIO STATE 55
#3/3 PURDUE 82
Mackey Arena (14,876)
West Lafayette, Ind.

OSU (11-16, 3-13)	FG	3FG	FT	O	D	T	PF	TP	A	T	BS	S	MP				
10 Sensabaugh	f	8	16	3	6	1	2	3	2	5	3	20	2	1	0	0	29
14 Sueing	f	2	9	0	1	2	2	2	2	2	2	6	1	5	0	1	29
34 Okpara	c	2	2	0	0	0	0	1	1	2	2	4	1	1	4	0	16
01 Gayle Jr.	g	1	4	1	2	0	0	0	0	0	2	3	0	0	1	1	22
02 Thornton	g	1	6	0	1	1	2	0	0	0	0	3	1	1	1	3	26
03 Brown III		2	5	1	4	0	2	0	1	1	3	5	2	0	0	1	23
04 McNeil		4	10	0	5												



TANNER HOLDEN

SENIOR
GUARD • 6-6 • 220
WHEELERSBURG, OHIO
WHEELERSBURG / WRIGHT ST.



- Joined the program in the summer of 2022 after three seasons at Wright State
- Is an "everyday guy" who is leader with his consistent approach
- Did not miss a game, playing in 92 games over three seasons at Wright State
- Two-time first team All-Horizon League

HOLDEN IN 2022-23

- Had 12 points on a perfect 5-of-5 from the floor in his Buckeye debut vs. Robert Morris (11/7)
- Went over 1,500 career points with an eight-point effort in the win over Eastern Illinois (11/16)
- Hit a thrilling buzzer-beating three-pointer lift Ohio State to a 67-66 win over Rutgers (12/8) in the Big Ten opener

POINTS

Season 12, vs. Robert Morris (11/7/22)
 Career 38, at UIC (1/22/22)

REBOUNDS

Season 7, vs. Cincinnati (11/22/22)
 Career 17, at Toledo (12/21/19)

ASSISTS

Season 2, 4x (last: at Nebraska, 1/18/23)
 Career 7, at IUPUI (1/10/20)

STEALS

Season 3, vs. Iowa (1/21/23)
 Career 5, at Cleveland St. (2/22/20)

BLOCKS

Season 2, vs. Maine (12/21/22)
 Career 2, 3x (last: vs. Maine, 12/21/20)

FIELD GOALS

Season 5, vs. Robert Morris (11/7/22)
 Career 14, at UIC (1/22/22)

FG ATTEMPTS

Season 6, 2x (last: at Rutgers, 1/15/23)
 Career 24, at UIC (1/22/22)

3-PT FGS

Season 1, 6x (last: at Rutgers, 1/15/23)
 Career 2, 5x (last: vs. Purdue-FW, 1/30/22)

3-PT FG ATTS

Season 2, 3x (last: at Northwestern, 1/1/23)
 Career 6, vs. Youngstown St. (1/8/21)

FREE THROWS

Season 4, 2x (last: at Nebraska, 1/18/23)
 Career 14, vs. Bryant (3/16/22)

FT ATTEMPTS

Season 6, vs. St. Francis (12/3/22)
 Career 17, vs. Oakland (3/3/22)

MINUTES

Season 23:24, vs. San Diego St. (11/21/22)
 Career 40:00, at Youngstown St. (1/15/22)

DOUBLE-DOUBLES (12)


Date	Team	Pts / Reb
11/12/19	at Tenn. Tech	18 / 14
12/21/19	at Toledo	27 / 17
1/24/20	N. Kentucky	20 / 13
12/26/20	Green Bay	18 / 10
1/9/21	Youngstown St.	24 / 10
3/2/21	Milwaukee	17 / 10
1/1/22	Green Bay	22 / 10
1/15/22	at Youngstown St.	27 / 11
2/24/22	Youngstown St.	27 / 10
3/3/22	Oakland	27 / 10
3/7/22	vs. Cleveland St.	12 / 10
3/16/22	vs. Bryant	37 / 11

2022-23 GAME-BY-GAME STATISTICS

Opponent	Date	GS	MIN	Total		3-Pointers		Free throws		Rebounds				PF	A	TO	BLK	STL	PTS	AVG
				FG-FGA	PCT	3FG-3FGA	PCT	FT-FTA	PCT	OFF	DEF	TOT	AVG							
Robert Morris	11/07/2022		17:57	5-5	1.000	1-1	1.000	1-1	1.000	1	2	3	3.0	1	0	1	0	0	12	12.0
Charleston So.	11/10/2022		19:21	0-2	.000	0-1	.000	2-2	1.000	0	5	5	4.0	3	2	4	0	0	2	7.0
Eastern Ill.	11/16/2022		15:10	2-4	.500	1-2	.500	3-5	.600	1	2	3	3.7	1	1	0	0	1	8	7.3
vs San Diego St.	11/21/2022		23:24	1-3	.333	0-1	.000	2-2	1.000	0	3	3	3.5	3	1	0	0	0	4	6.5
vs Cincinnati	11/22/2022		17:37	2-3	.667	0-0	.000	2-2	1.000	2	5	7	4.2	2	0	2	0	0	6	6.4
vs Texas Tech	11/23/2022		09:12	0-1	.000	0-0	.000	0-0	.000	0	2	2	3.8	0	0	0	0	0	0	5.3
at Duke	11/30/2022		15:15	0-1	.000	0-0	.000	0-0	.000	0	0	0	3.3	1	0	0	0	0	0	4.6
Saint Francis (PA)	12/03/2022		16:34	2-5	.400	0-0	.000	4-6	.667	3	2	5	3.5	0	0	1	0	0	8	5.0
Rutgers	12/08/2022		14:44	1-3	.333	1-2	.500	0-0	.000	0	2	2	3.3	1	1	1	0	0	3	4.8
vs North Carolina	12/17/2022		15:42	2-6	.333	1-1	1.000	0-0	.000	1	2	3	3.3	2	2	0	0	1	5	4.8
Maine	12/21/2022		22:25	2-2	1.000	0-0	.000	0-0	.000	2	2	4	3.4	4	1	0	2	2	4	4.7
Alabama A&M	12/29/2022		13:00	2-4	.500	0-0	.000	0-0	.000	2	4	6	3.6	0	0	2	0	1	4	4.7
at Northwestern	01/01/2023		13:31	3-5	.600	1-2	.500	1-1	1.000	0	0	0	3.3	3	0	1	0	0	8	4.9
Purdue	01/05/2023		12:46	2-3	.667	0-0	.000	0-0	.000	0	2	2	3.2	2	2	0	0	0	4	4.9
at Maryland	01/08/2023		15:07	0-1	.000	0-0	.000	2-2	1.000	1	4	5	3.3	2	0	1	0	0	2	4.7
Minnesota	01/12/2023		10:31	1-1	1.000	0-0	.000	1-1	1.000	1	1	2	3.3	0	0	2	0	0	3	4.6
at Rutgers	01/15/2023		21:06	3-6	.500	1-1	1.000	0-0	.000	0	1	1	3.1	1	1	1	0	0	7	4.7
at Nebraska	01/18/2023		19:53	1-3	.333	0-1	.000	4-4	1.000	0	1	1	3.0	0	0	1	0	2	6	4.8
Iowa	01/21/2023		16:37	0-1	.000	0-0	.000	2-2	1.000	0	1	1	2.9	1	0	1	0	3	2	4.6
at Illinois	01/24/2023		06:18	0-2	.000	0-0	.000	0-0	.000	0	0	0	2.8	1	0	0	0	0	0	4.4
at Indiana	01/28/2023		05:17	0-2	.000	0-0	.000	0-0	.000	1	1	2	2.7	0	0	0	0	0	0	4.2
Wisconsin	02/02/2023		05:01	0-0	.000	0-0	.000	0-0	.000	0	0	0	2.6	0	0	1	0	0	0	4.0
Northwestern	02/09/2023		05:53	1-1	1.000	0-0	.000	0-0	.000	0	1	1	2.5	0	0	0	0	0	2	3.9
Michigan St.	02/12/2023		03:51	0-0	.000	0-0	.000	0-0	.000	0	0	0	2.4	0	0	0	0	0	0	3.8
at Iowa	02/16/2023		11:52	2-3	.667	0-1	.000	0-0	.000	0	1	1	2.4	0	1	0	1	0	4	3.8
Totals		0	348:03	32-67	.478	6-13	.462	24-28	.857	15	44	59	2.4	28	12	19	3	10	94	3.8

CAREER STATISTICS

SEASON	TEAM	GP-GS	MIN/AVG	Field Goals		3-Point		F-Throws		Rebounds				Scoring						
				FG-FGA	FG%	3FG-3FGA	3FG%	FT-FTA	FT%	OFF	DEF	TOT	AVG	PF-FO	A	TO	BLK	STL	PTS	AVG
2019-20	WSU	32-31	919/28.7	140-229	.611	14-33	.424	84-138	.609	73	134	207	6.5	64-2	51	49	12	41	378	11.8
2020-21	WSU	24-24	824/34.3	129-248	.520	13-43	.302	109-137	.796	62	113	175	7.3	39-1	64	38	3	22	380	15.8
2021-22	WSU	36-36	1270/35.3	244-491	.497	14-41	.341	221-280	.789	80	177	257	7.1	90-3	92	90	7	50	723	20.1
2022-23	OSU	25-0	348/13.9	32-67	.478	6-13	.462	24-28	.857	15	44	59	2.4	28-0	12	19	3	10	94	3.8
TOTAL FOR OSU		25-0	348/13.9	32-67	.478	6-13	.462	24-28	.857	15	44	59	2.4	28-0	12	19	3	10	94	3.8
TOTAL		117-91	3360/28.7	545-1035	.527	47-130	.362	438-583	.751	230	468	698	6.0	221-6	219	196	25	123	1575	13.5



RODDY GAYLE JR.

FRESHMAN
GUARD • 6-4 • 205
NIAGARA FALLS, N.Y.
WASATCH ACADEMY

1

- Smooth combo guard
- Can guard multiple positions
- Was the No. 41 ranked player in the 2022 class



POINTS

Season 12, vs. St. Francis (12/3/22)

REBOUNDS

Season 5, at Indiana (1/28/23)

ASSISTS

Season 3, 4x (last: vs. Ala. A&M, 12/29/22)

STEALS

Season 3, at Illinois (1/24/23)

BLOCKS

Season 1, 9x (last: at Purdue, 2/19/23)

FIELD GOALS

Season 5, vs. St. Francis (12/3/22)

FG ATTEMPTS

Season 7, 2x (last: vs. Iowa, 1/21/23)

3-PT FGS

Season 2, 2x (last: vs. St. Francis, 12/3/22)

3-PT FG ATTS

Season 3, 3x (last: vs. Michigan St., 2/12/23)

FREE THROWS

Season 3, at Michigan (2/5/23)

FT ATTEMPTS

Season 4, at Michigan (2/5/23)

MINUTES

Season 26:28, vs. Michigan St. (2/12/23)

GAYLE JR. IN 2022-23

- Notched 7 points, 3 assists and 3 rebounds in his Buckeye debut vs. Robert Morris (11/7)
- Reached double-figures for the first time with 12 points on 5-of-6 shooting vs. St. Francis (12/3)
- Played well at Maryland (1/8), knocking-down a big second-half three-pointer and finishing with six points
- Made his first collegiate start in the win over Iowa (1/21), finishing with nine points
- Had a nice game at Indiana (1/28), scoring seven points to go with a block and a season-high five rebounds
- Started vs. Michigan State (2/12) and played a then season-high 26:28, scoring five points

2022-23 GAME-BY-GAME STATISTICS

Opponent	Date	GS	MIN	Total		3-Pointers		Free throws		Rebounds				PF	A	TO	BLK	STL	PTS	AVG
				FG-FGA	PCT	3FG-3FGA	PCT	FT-FTA	PCT	OFF	DEF	TOT	AVG							
Robert Morris	11/07/2022		14:26	3-5	.600	1-2	.500	0-0	.000	1	2	3	3.0	2	3	1	0	0	7	7.0
Charleston So.	11/10/2022		19:44	3-5	.600	1-1	1.000	2-2	1.000	0	1	1	2.0	3	1	2	1	0	9	8.0
Eastern Ill.	11/16/2022		19:21	3-7	.429	2-3	.667	0-0	.000	1	1	2	2.0	3	3	1	1	2	8	8.0
vs San Diego St.	11/21/2022		11:24	1-5	.200	0-3	.000	0-0	.000	0	0	0	1.5	1	1	0	0	1	2	6.5
vs Cincinnati	11/22/2022		14:20	0-3	.000	0-1	.000	0-0	.000	0	2	2	1.6	0	1	1	0	0	0	5.2
vs Texas Tech	11/23/2022		07:45	0-1	.000	0-1	.000	0-0	.000	0	1	1	1.5	1	0	0	0	0	0	4.3
at Duke	11/30/2022		08:30	1-4	.250	0-1	.000	1-2	.500	0	2	2	1.6	2	0	1	0	0	3	4.1
Saint Francis (PA)	12/03/2022		21:56	5-6	.833	2-2	1.000	0-0	.000	0	2	2	1.6	2	3	1	1	1	12	5.1
Rutgers	12/08/2022		10:10	1-3	.333	0-2	.000	0-0	.000	0	2	2	1.7	2	0	1	0	0	2	4.8
vs North Carolina	12/17/2022		19:58	1-4	.250	0-2	.000	0-0	.000	0	2	2	1.7	3	2	1	0	1	2	4.5
Maine	12/21/2022		20:07	3-5	.600	0-1	.000	0-0	.000	0	1	1	1.6	0	2	3	0	0	6	4.6
Alabama A&M	12/29/2022		11:55	1-2	.500	0-0	.000	0-0	.000	0	1	1	1.6	1	3	1	1	0	2	4.4
at Northwestern	01/01/2023		07:19	0-3	.000	0-1	.000	0-0	.000	0	4	4	1.8	0	0	0	0	0	0	4.1
Purdue	01/05/2023		15:52	2-4	.500	0-1	.000	0-0	.000	0	0	0	1.6	1	1	0	0	2	4.1	
at Maryland	01/08/2023		16:11	2-4	.500	1-1	1.000	1-2	.500	0	1	1	1.6	2	0	1	0	2	6	4.2
Minnesota	01/12/2023		07:42	0-3	.000	0-1	.000	0-0	.000	0	0	0	1.5	2	0	1	0	0	0	3.9
at Rutgers	01/15/2023		08:21	0-0	.000	0-0	.000	0-0	.000	0	0	0	1.4	2	0	0	1	0	0	3.7
at Nebraska	01/18/2023		08:17	1-2	.500	0-0	.000	0-0	.000	0	1	1	1.4	0	0	1	0	0	2	3.6
Iowa	01/21/2023	*	17:03	4-7	.571	0-1	.000	1-1	1.000	0	2	2	1.4	4	0	0	0	0	9	3.9
at Illinois	01/24/2023		18:23	1-4	.250	1-1	1.000	0-0	.000	1	0	1	1.4	0	1	0	0	3	3	3.9
at Indiana	01/28/2023		19:04	2-3	.667	1-2	.500	2-2	1.000	2	3	5	1.6	2	1	1	1	0	7	4.0
Wisconsin	02/02/2023		10:55	1-4	.250	0-1	.000	0-0	.000	0	2	2	1.6	2	0	1	0	0	2	3.9
at Michigan	02/05/2023		09:38	0-4	.000	0-1	.000	3-4	.750	0	0	0	1.5	0	0	0	0	0	3	3.9
Northwestern	02/09/2023		04:05	1-1	1.000	0-0	.000	0-0	.000	0	0	0	1.5	1	0	0	0	0	2	3.8
Michigan St.	02/12/2023	*	26:28	2-6	.333	1-3	.333	0-0	.000	1	1	2	1.5	0	2	1	1	1	5	3.8
at Iowa	02/16/2023	*	24:51	3-4	.750	0-0	.000	0-0	.000	1	1	2	1.5	1	0	2	1	0	6	3.9
at Purdue	02/19/2023	*	22:16	1-4	.250	1-2	.500	0-0	.000	0	0	0	1.4	2	0	0	1	1	3	3.9
Totals		4	396:01	42-103	.408	11-34	.324	10-13	.769	7	32	39	1.4	39	24	21	9	14	105	3.9

CAREER STATISTICS

SEASON	TEAM	GP-GS	MIN/AVG	Field Goals		3-Point		F-Throws		Rebounds				Scoring						
				FG-FGA	FG%	3FG-3FGA	3FG%	FT-FTA	FT%	OFF	DEF	TOT	AVG	PF-FO	A	TO	BLK	STL	PTS	AVG
2022-23	OSU	27-4	396/14.7	42-103	.408	11-34	.324	10-13	.769	7	32	39	1.4	39-0	24	21	9	14	105	3.9
TOTAL		27-4	396/14.7	42-103	.408	11-34	.324	10-13	.769	7	32	39	1.4	39-0	24	21	9	14	105	3.9



BRUCE THORNTON

FRESHMAN
GUARD • 6-2 • 215
ALPHARETTA, GA.
MILTON

2

- Georgia's Gatorade Player of the Year in 2022
- Was the No. 42 ranked player in the 2022 class
- HS All-American as a junior, leading Milton to a Class 7A state title
- Physical and strong point guard



POINTS

Season 22, at Michigan (2/5/23)

REBOUNDS

Season 7, vs. Eastern Illinois (11/16/22)

ASSISTS

Season 6, at Northwestern (1/1/23)

STEALS

Season 3, at Purdue (2/19/23)

BLOCKS

Season 1, 2x (last: at Purdue, 2/19/23)

FIELD GOALS

Season 10, at Michigan (2/5/23)

FG ATTEMPTS

Season 13, at Michigan (2/5/23)

3-PT FGS

Season 3, 2x (last: vs. St. Francis, 12/3/22)

3-PT FG ATTS

Season 5, 3x (last: vs. Wisconsin, 2/2/23)

FREE THROWS

Season 4, 2x (last: vs. Ala. A&M, 12/29/22)

FT ATTEMPTS

Season 5, vs. Alabama A&M (12/29/22)

MINUTES

Season 38:32, vs. Texas Tech (11/23/22)

THORNTON IN 2022-23


- Had 3 points and 4 assists in his Buckeye debut vs. Robert Morris (11/7)
- Pulled down seven rebounds to go along with five points vs. Eastern Illinois (11/16)
- Scored 13 points in the Maui Invitational opener vs. San Diego State (11/21)
- Followed with a 17-point performance in the win over Cincinnati (11/22)
- Played over 38 minutes and has nine points, four assist and just two turnovers vs. Texas Tech (11/23)
- Had 17 points in the OT loss vs. North Carolina (12/17) at Madison Square Garden
- Scored a season-high 22 points on 10-of-13 shooting at Michigan (2/5)

2022-23 GAME-BY-GAME STATISTICS

Opponent	Date	GS	MIN	Total			3-Pointers			Free throws		Rebounds				PF	A	TO	BLK	STL	PTS	AVG
				FG-FGA	PCT	3FG-3FGA	PCT	FT-FTA	PCT	OFF	DEF	TOT	AVG									
Robert Morris	11/07/2022	*	23:58	1-4	.250	1-2	.500	0-0	.000	0	2	2	2.0	1	4	2	0	0	3	3.0		
Charleston So.	11/10/2022	*	22:60	2-3	.667	0-1	.000	4-4	1.000	0	0	0	1.0	0	2	1	0	0	8	5.5		
Eastern Ill.	11/16/2022	*	22:43	2-6	.333	1-4	.250	0-0	.000	0	7	7	3.0	3	3	3	0	0	5	5.3		
vs San Diego St.	11/21/2022	*	24:52	4-8	.500	2-5	.400	3-3	1.000	0	3	3	3.0	5	3	1	0	2	13	7.3		
vs Cincinnati	11/22/2022	*	26:01	6-9	.667	2-3	.667	3-3	1.000	0	0	0	2.4	2	0	0	0	2	17	9.2		
vs Texas Tech	11/23/2022	*	38:32	3-6	.500	3-4	.750	0-0	.000	1	3	4	2.7	0	4	2	0	1	9	9.2		
at Duke	11/30/2022	*	35:45	5-8	.625	1-2	.500	0-0	.000	0	0	0	2.3	1	2	4	0	1	11	9.4		
Saint Francis (PA)	12/03/2022	*	25:14	5-10	.500	3-5	.600	0-0	.000	0	2	2	2.3	0	2	0	0	0	13	9.9		
Rutgers	12/08/2022	*	38:30	3-9	.333	1-4	.250	3-4	.750	0	4	4	2.4	2	5	3	0	2	10	9.9		
vs North Carolina	12/17/2022	*	35:25	6-10	.600	2-4	.500	3-5	.600	2	3	5	2.7	2	5	5	0	0	17	10.6		
Maine	12/21/2022	*	29:07	5-10	.500	1-2	.500	0-0	.000	0	6	6	3.0	1	5	0	0	0	11	10.6		
Alabama A&M	12/29/2022	*	30:02	4-8	.500	0-0	.000	4-8	.500	0	2	2	2.9	3	5	1	1	0	12	10.8		
at Northwestern	01/01/2023	*	28:25	2-8	.250	0-1	.000	2-2	1.000	0	4	4	3.0	1	6	1	0	0	6	10.4		
Purdue	01/05/2023	*	27:22	2-8	.250	2-3	.667	2-2	1.000	0	5	5	3.1	1	3	2	0	2	8	10.2		
at Maryland	01/08/2023	*	24:48	2-7	.286	1-3	.333	2-2	1.000	0	2	2	3.1	3	1	3	0	2	7	10.0		
Minnesota	01/12/2023	*	31:10	4-10	.400	2-4	.500	0-0	.000	1	2	3	3.1	4	1	1	0	1	10	10.0		
at Rutgers	01/15/2023	*	36:32	2-7	.286	0-2	.000	0-0	.000	0	5	5	3.2	1	1	0	0	1	4	9.6		
at Nebraska	01/18/2023	*	32:42	1-6	.167	0-2	.000	0-0	.000	0	3	3	3.2	1	2	1	0	1	2	9.2		
Iowa	01/21/2023	*	14:38	0-4	.000	0-3	.000	0-0	.000	0	0	0	3.0	0	2	0	0	0	0	8.7		
at Illinois	01/24/2023	*	27:36	3-7	.429	1-2	.500	1-2	.500	0	1	1	2.9	2	0	1	0	1	8	8.7		
at Indiana	01/28/2023	*	24:10	1-5	.200	0-2	.000	2-2	1.000	0	1	1	2.8	4	3	0	0	1	4	8.5		
Wisconsin	02/02/2023	*	28:46	2-8	.250	1-5	.200	0-0	.000	1	2	3	2.8	1	0	2	0	0	5	8.3		
at Michigan	02/05/2023	*	36:21	10-13	.769	2-3	.667	0-1	.000	0	1	1	2.7	0	1	1	0	2	22	8.9		
Northwestern	02/09/2023	*	35:09	5-9	.556	0-3	.000	2-2	1.000	0	2	2	2.7	3	3	0	0	0	12	9.0		
Michigan St.	02/12/2023	*	38:25	4-9	.444	1-4	.250	0-0	.000	0	5	5	2.8	0	2	1	0	1	9	9.0		
at Iowa	02/16/2023	*	25:29	3-5	.600	2-4	.500	3-3	1.000	0	2	2	2.8	2	2	2	0	0	11	9.1		
at Purdue	02/19/2023	*	26:16	1-6	.167	0-1	.000	1-2	.500	0	0	0	2.7	0	1	1	1	3	3	8.9		
Totals			27	790:57	88-203	.433	29-78	.372	35-45	.778	5	67	72	2.7	43	68	38	2	23	240	8.9	

CAREER STATISTICS

SEASON TEAM	GP-GS	MIN/AVG	Field Goals		3-Point		F-Throws		Rebounds				Scoring						
			FG-FGA	FG%	3FG-3FGA	3FG%	FT-FTA	FT%	OFF	DEF	TOT	AVG	PF-FO	A	TO	BLK	STL	PTS	AVG
2022-23 OSU	27-27	791/29.3	88-203	.433	29-78	.372	35-45	.778	5	67	72	2.7	43-1	68	38	2	23	240	8.9
TOTAL	27-27	791/29.3	88-203	.433	29-78	.372	35-45	.778	5	67	72	2.7	43-1	68	38	2	23	240	8.9



EUGENE BROWN III

JUNIOR
GUARD • 6-7 • 195
CONYERS, GA.
SOUTHWEST DEKALB



- One of four returning players on the roster -- played in 55 games his first two years
- Is a "three and D" guy who shows up on the defensive end of the floor
- Spaces the well and will knock down the open three
- Plays with a high motor

BROWN III IN 2022-23

- Made his season debut in the win over Alabama A&M (12/29), knocking down a pair of free throws in five minutes
- Had three points and three rebounds and a career-high tying two blocks at Maryland (1/8)
- Made his first start of the season vs. Minnesota (1/12), finishing with two points in eight minutes
- Scored five points and dished-out a pair of assist at No. 3 Purdue (2/19)

POINTS

Season 5, at Purdue (2/19/23)
 Career 14, vs. IUPUI (1/18/22)

REBOUNDS

Season 3, at Maryland (1/8/23)
 Career 8, 2x (last: at Michigan, 2/12/22)

ASSISTS

Season 2, at Purdue (2/19/23)
 Career 3, vs. Nebraska (3/1/22)

STEALS

Season 2, vs. Alabama A&M (12/29/22)
 Career 3, vs. Indiana (2/21/22)

BLOCKS

Season 2, at Maryland (1/8/23)
 Career 2, 3x (last: at Maryland, 1/8/23)

FIELD GOALS

Season 2, at Purdue (2/19/23)
 Career 5, vs. BGSU (11/15/21)

FG ATTEMPTS

Season 5, at Purdue (2/19/23)
 Career 9, vs. BGSU (11/15/21)

3-PT FGS

Season 1, 4x (last: at Purdue, 2/19/23)
 Career 3, vs. UCLA (12/19/20)

3-PT FG ATTS

Season 4, at Purdue (2/19/23)
 Career 5, vs. BGSU (11/15/21)

FREE THROWS

Season 2, vs. Alabama A&M (12/29/22)
 Career 5, vs. IUPUI (1/18/22)

FT ATTEMPTS

Season 2, 2x (last: at Purdue, 2/19/23)
 Career 6, vs. IUPUI (1/18/22)

MINUTES

Season 22:35, at Purdue (2/19/23)
 Career 29:15, vs. Indiana (2/21/22)

2022-23 GAME-BY-GAME STATISTICS


Opponent	Date	GS	MIN	Total		3-Pointers		Free throws		Rebounds				PF	A	TO	BLK	STL	PTS	AVG
				FG-FGA	PCT	3FG-3FGA	PCT	FT-FTA	PCT	OFF	DEF	TOT	AVG							
Alabama A&M	12/29/2022		05:07	0-1	.000	0-1	.000	2-2	1.000	1	1	2	2.0	1	0	0	0	2	2	2.0
at Northwestern	01/01/2023		05:45	1-1	1.000	0-0	.000	0-0	.000	0	0	0	1.0	0	0	0	0	1	2	2.0
Purdue	01/05/2023		06:02	1-2	.500	1-2	.500	0-0	.000	1	1	2	1.3	1	0	0	0	3	2.3	
at Maryland	01/08/2023		17:28	1-3	.333	1-1	1.000	0-0	.000	0	2	2	1.5	4	0	2	0	3	2.5	
Minnesota	01/12/2023	*	08:12	1-1	1.000	0-0	.000	0-0	.000	1	0	1	1.4	1	0	0	0	2	2.4	
at Rutgers	01/15/2023		02:58	0-1	.000	0-0	.000	0-0	.000	0	2	2	1.5	0	0	0	0	0	2.0	
at Nebraska	01/18/2023		06:33	0-0	.000	0-0	.000	0-0	.000	0	1	1	1.4	0	0	2	0	0	1.7	
at Illinois	01/24/2023		08:27	1-1	1.000	0-0	.000	0-0	.000	0	0	0	1.3	2	0	0	0	2	1.8	
at Indiana	01/28/2023		11:28	1-2	.500	0-1	.000	0-0	.000	1	0	1	1.2	0	0	0	0	2	1.8	
Wisconsin	02/02/2023		01:59	0-1	.000	0-1	.000	0-0	.000	0	1	1	1.2	0	0	0	0	0	1.6	
at Michigan	02/05/2023		13:41	1-2	.500	1-2	.500	0-0	.000	0	2	2	1.3	2	0	1	0	3	1.7	
Michigan St.	02/12/2023		05:42	0-1	.000	0-1	.000	0-0	.000	0	0	0	1.2	0	0	0	0	0	1.6	
at Iowa	02/16/2023		08:44	0-0	.000	0-0	.000	0-0	.000	0	1	1	1.2	0	0	0	0	0	1.5	
at Purdue	02/19/2023		22:35	2-5	.400	1-4	.250	0-2	.000	0	1	1	1.1	3	2	0	1	5	1.7	
Totals		1	124:39	9-21	.429	4-13	.308	2-4	.500	4	12	16	1.1	14	2	1	4	4	24	1.7

Player Averages

Games Played	Minutes/game	Points/game	FG Pct	3FG Pct	FT Pct	Rebounds/game	Assists/game	Turnovers/game	Assist/Turnover ratio	Steals/game	Blocks/game
14	8.9	1.7	42.9	30.8	50.0	1.1	0.1	0.1	2.0	0.3	0.3

CAREER STATISTICS

SEASON	TEAM	GP-GS	MIN/AVG	Field Goals		3-Point		F-Throws		Rebounds				Scoring						
				FG-FGA	FG%	3FG-3FGA	3FG%	FT-FTA	FT%	OFF	DEF	TOT	AVG	PF-FO	A	TO	BLK	STL	PTS	AVG
2020-21	OSU	29-0	178/6.1	13-37	.351	7-25	.280	2-4	.500	9	28	37	1.3	10-0	6	4	4	3	35	1.2
2021-22	OSU	26-10	442/17.0	34-77	.442	8-35	.229	14-23	.609	19	44	63	2.4	42-0	14	14	7	5	90	3.5
2022-23	OSU	14-1	125/8.9	9-21	.429	4-13	.308	2-4	.500	4	12	16	1.1	14-0	2	1	4	4	24	1.7
TOTAL		69-11	745/10.8	56-135	.415	19-73	.260	18-31	.581	32	84	116	1.7	66-0	22	19	15	12	149	2.2



SEAN MCNEIL

GRADUATE GUARD • 6-4 • 205
UNION, KY.
COOPER / SINCLAIR CC / WEST VIRGINIA

4



- Transfer from West Virginia who played in 89 games and averaged 12.2 points per game in each of the last two seasons
- Knock-down shooter. Will space the floor as he's a true three-point threat
- Made 155 three-pointers in three seasons at West Virginia

MCNEIL IN 2022-23

- Had 13 points and tied a career-high with six rebounds in the win over Charleston Southern (11/10)
- Made three 3-pointers and finished with a game-high 22 points against San Diego State (11/21)
- Went over 1,000 career points with a three-pointer against Maine (12/21)
- Knocked-down three threes and finished with 15 points in the win at Northwestern (1/1)
- Made three 3-pointers, had a career-high tying two steals and fouled-out for the first time in his career at Rutgers (1/15)
- Came off the bench for the first time and scored 10 points on 4-of-5 shooting and 2-of-2 from long range
- Was 7-of-7 from the floor and 4-of-4 from deep for a team-high 20 points at Iowa (2/16)
- Reached 200 career three-pointers in the game against Iowa

POINTS

Season 22, vs. San Diego St. (11/21/22)
 Career 26, 2x (last: vs. Kansas St., 1/8/22)

REBOUNDS

Season 6, vs. Charleston So. (11/10/22)
 Career 6, 2x (last: vs. Charleston So., 11/10/22)

ASSISTS

Season 4, vs. St. Francis (12/3/22)
 Career 4, 4x (last: vs. St. Francis, 12/3/22)

STEALS

Season 3, at Purdue (2/19/23)
 Career 3, at Purdue (2/19/23)

BLOCKS

Season 1, 3x (last: vs. Ala. A&M, 12/29/22)
 Career 2, 2x (last: at UAB, 12/18/21)

FIELD GOALS

Season 9, vs. San Diego St. (11/21/22)
 Career 9, 2x (vs. San Diego St., 11/21/22)

FG ATTEMPTS

Season 14, vs. San Diego St. (11/21/22)
 Career 18, vs. Kansas (2/19/22)

3-PT FGS

Season 4, at Iowa (2/16/23)
 Career 7, vs. Syracuse (3/21/21)

3-PT FG ATTS

Season 9, vs. Alabama A&M (12/29/22)
 Career 13, vs. Syracuse (3/21/21)

FREE THROWS

Season 5, vs. Texas Tech (11/23/22)
 Career 7, vs. TCU (3/4/21)

FT ATTEMPTS

Season 6, at Nebraska (1/18/23)
 Career 8, vs. TCU (3/4/21)

MINUTES

Season 37:20, vs. North Carolina (12/17/22)
 Career 46:02, vs. Oklahoma (2/13/21)

2022-23 GAME-BY-GAME STATISTICS

Opponent	Date	GS	MIN	Total			3-Pointers		Free throws		Rebounds				PF	A	TO	BLK	STL	PTS	AVG
				FG-FGA	PCT	3FG-3FGA	PCT	FT-FTA	PCT	OFF	DEF	TOT	AVG								
Robert Morris	11/07/2022	*	24:16	2-5	.400	2-3	.667	0-0	.000	0	0	0	0.0	2	2	0	1	0	6	6.0	
Charleston So.	11/10/2022	*	24:05	5-10	.500	2-5	.400	1-1	1.000	3	3	6	3.0	0	0	1	0	1	13	9.5	
Eastern Ill.	11/16/2022	*	28:37	0-2	.000	0-2	.000	0-0	.000	0	2	2	2.7	1	1	1	0	0	0	6.3	
vs San Diego St.	11/21/2022	*	31:15	9-14	.643	3-7	.429	1-1	1.000	0	2	2	2.5	3	1	1	0	0	22	10.3	
vs Cincinnati	11/22/2022	*	26:19	2-6	.333	1-4	.250	0-0	.000	0	1	1	2.2	2	0	0	0	0	5	9.2	
vs Texas Tech	11/23/2022	*	30:09	3-10	.300	2-7	.286	5-5	1.000	0	1	1	2.0	4	0	3	0	0	13	9.8	
at Duke	11/30/2022	*	35:14	5-13	.385	2-7	.286	2-2	1.000	1	2	3	2.1	1	1	1	0	0	14	10.4	
Saint Francis (PA)	12/03/2022	*	20:39	4-7	.571	2-4	.500	0-0	.000	0	1	1	2.0	0	4	0	0	0	10	10.4	
Rutgers	12/08/2022	*	29:50	3-6	.500	1-3	.333	0-0	.000	0	1	1	1.9	0	2	2	1	0	7	10.0	
vs North Carolina	12/17/2022	*	37:20	3-10	.300	1-5	.200	0-0	.000	0	3	3	2.0	2	2	3	0	0	7	9.7	
Maine	12/21/2022	*	24:26	3-6	.500	2-4	.500	0-0	.000	0	1	1	1.9	0	2	1	0	1	8	9.5	
Alabama A&M	12/29/2022	*	26:53	3-10	.300	3-9	.333	0-0	.000	0	4	4	2.1	0	1	0	1	0	9	9.5	
at Northwestern	01/01/2023	*	31:52	5-8	.625	3-5	.600	2-2	1.000	0	2	2	2.1	0	2	0	0	1	15	9.9	
Purdue	01/05/2023	*	25:21	3-5	.600	1-3	.333	0-0	.000	0	1	1	2.0	0	0	0	0	1	7	9.7	
at Maryland	01/08/2023	*	26:23	2-4	.500	2-3	.667	2-2	1.000	0	2	2	2.0	3	1	0	0	0	8	9.6	
Minnesota	01/12/2023	*	34:00	3-9	.333	2-2	1.000	3-3	1.000	0	1	1	1.9	0	0	0	0	1	11	9.7	
at Rutgers	01/15/2023	*	31:16	3-12	.250	3-7	.429	2-2	1.000	1	2	3	2.0	5	1	2	0	2	11	9.8	
at Nebraska	01/18/2023	*	31:45	4-10	.400	2-7	.286	3-6	.500	0	3	3	2.1	2	2	2	0	0	13	9.9	
Iowa	01/21/2023	*	24:07	4-5	.800	2-2	1.000	0-0	.000	1	1	2	2.1	2	2	1	0	0	10	9.9	
at Illinois	01/24/2023	*	32:37	2-6	.333	1-2	.500	2-2	1.000	1	4	5	2.2	0	3	1	0	0	7	9.8	
at Indiana	01/28/2023	*	30:43	3-11	.273	0-5	.000	3-3	1.000	0	1	1	2.1	0	1	1	0	2	9	9.8	
Wisconsin	02/02/2023	*	32:02	2-5	.400	1-1	1.000	2-2	1.000	0	2	2	2.1	2	3	1	0	0	7	9.6	
at Michigan	02/05/2023	*	30:55	2-5	.400	0-3	.000	1-2	.500	0	1	1	2.1	3	2	0	0	0	5	9.4	
Northwestern	02/09/2023	*	35:55	3-9	.333	1-4	.250	1-2	.500	1	1	2	2.1	0	0	4	0	0	8	9.4	
Michigan St.	02/12/2023	*	26:46	4-13	.308	2-8	.250	0-0	.000	0	2	2	2.1	0	0	0	0	1	10	9.4	
at Iowa	02/16/2023	*	24:15	7-7	1.000	4-4	1.000	2-2	1.000	0	0	0	2.0	0	0	1	0	1	20	9.8	
at Purdue	02/19/2023	*	32:22	4-10	.400	0-5	.000	2-2	1.000	0	1	1	2.0	1	2	1	0	3	10	9.8	
Totals			23	789:24	93-218	.427	45-121	.372	34-39	.872	8	45	53	2.0	33	35	27	3	14	265	9.8

CAREER STATISTICS

SEASON	TEAM	GP-GS	MIN/AVG	Field Goals		3-Point		F-Throws		Rebounds				Scoring							
				FG-FGA	FG%	3FG-3FGA	3FG%	FT-FTA	FT%	OFF	DEF	TOT	AVG	PF-FO	A	TO	BLK	STL	PTS	AVG	
2019-20	WVU	28-0	417/14.9	48-130	.369	29-88	.330	30-37	.811	6	27	33	1.2	29-0	14	11	3	9	155	5.5	
2020-21	WVU	29-23	854/29.4	119-291	.409	69-178	.388	48-54	.889	8	55	63	2.2	35-0	24	26	0	15	355	12.2	
2021-22	WVU	32-32	1078/33.7	134-324	.414	57-155	.368	65-75	.867	12	69	81	2.5	31-0	44	34	3	23	390	12.2	
2022-23	OSU	27-23	789/29.2	93-218	.427	45-121	.372	34-39	.872	8	45	53	2.0	33-1	35	27	3	14	265	9.8	
TOTAL FOR OSU		27-23	789/29.2	93-218	.427	45-121	.372	34-39	.872	8	45	53	2.0	33-1	35	27	3	14	265	9.8	
TOTAL			116-78	3138/27.1	394-963	.409	200-542	.369	177-205	.863	34	196	230	2.0	128-1	117	98	9	61	1165	10.0



BRICE SENSABAUGH

FRESHMAN
FORWARD • 6-6 • 235
ORLANDO, FLA.
LAKE HIGHLAND PREP

10



- Florida's Gatorade Player of the Year in 2022
- Averaged over 25 points and seven rebounds per game last year as a senior
- Can score at all three levels as he made 89 threes during his senior year
- One of the best leapers on the team

SENSABAUGH IN 2022-23

- Had a great Buckeye debut, scoring 17 points and grabbing 9 rebounds vs. Robert Morris (11/7)
- Posted his first 20-point game with 20 points on 3-of-7 from long range vs. Eastern Illinois (11/16)
- Scored double-figures for the fourth consecutive game with 17 points vs. San Diego State (11/21)
- Knocked-down three 3-pointers and finished with 17 points in the win over Cincinnati (11/22)
- Made his first collegiate start and finished with 13 points on 3-of-4 from deep in the win over Rutgers (12/8)
- Shined vs. North Carolina (12/17) at The Garden, scoring a season-high 22 points to go along with 8 rebounds and 3 assists
- Had 19 points, seven rebounds and a season-high seven assists vs. Maine (12/21)
- Named Big Ten Freshman of the Week in three consecutive weeks on Dec. 19, Dec. 27 and Jan. 3
- Scored a game-high 21 points and grabbed five rebounds vs. No. 1 Purdue (1/5)
- Recorded his first career double-double with 18 points and 10 rebounds vs. Minnesota (1/12)
- Notched another double-double with 20 points and 11 rebounds at Rutgers (1/15)
- Had a third-consecutive double-double, scoring 18 points and grabbing 10 rebounds at Nebraska (1/18)
- Was 10-of-12 from the floor and 4-of-5 from long range en route to a season-high 27 points vs. Iowa (1/21)

POINTS

Season 27, vs. Iowa (1/21/23)

REBOUNDS

Season 11, at Rutgers (1/15/23)

ASSISTS

Season 7, vs. Maine (12/21/22)

STEALS

Season 2, 3x (last: vs. Northwestern, 2/9/23)

BLOCKS

Season 2, at Northwestern (1/1/23)

FIELD GOALS

Season 10, 2x (last: vs. Iowa, 1/21/23)

FG ATTEMPTS

Season 18, 2x (last: vs. Minnesota, 1/12/23)

3-PT FGS

Season 4, 2x (last: vs. Iowa, 1/21/23)

3-PT FG ATTS

Season 7, 4x (last: vs. Michigan St., 2/12/23)

FREE THROWS

Season 6, vs. Robert Morris (11/7/22)

FT ATTEMPTS

Season 8, vs. Robert Morris (11/7/22)

MINUTES

Season 35:38, vs. Purdue (1/5/23)

DOUBLE-DOUBLES (3)

Date	Team	Pts / Reb
1/12/23	Minnesota	18 / 10
1/15/23	at Rutgers	20 / 11
1/18/23	at Nebraska	18 / 10

2022-23 GAME-BY-GAME STATISTICS

Opponent	Date	GS	MIN	Total		3-Pointers		Free throws		Rebounds				PF	A	TO	BLK	STL	PTS	AVG	
				FG-FGA	PCT	3FG-3FGA	PCT	FT-FTA	PCT	OFF	DEF	TOT	AVG								
Robert Morris	11/07/2022		17:31	5-8	.625	1-4	.250	6-8	.750	2	7	9	9.0	2	1	3	0	1	17	17.0	
Charleston So.	11/10/2022		18:24	6-12	.500	1-3	.333	1-2	.500	1	3	4	6.5	0	0	2	0	0	14	15.5	
Eastern Ill.	11/16/2022		16:47	6-14	.429	3-7	.429	5-6	.833	1	3	4	5.7	0	0	1	0	0	20	17.0	
vs San Diego St.	11/21/2022		24:14	5-10	.500	2-4	.500	5-6	.833	0	5	5	5.5	1	0	1	1	0	17	17.0	
vs Cincinnati	11/22/2022		20:09	5-9	.556	3-5	.600	4-4	1.000	1	1	2	4.8	1	0	0	0	0	17	17.0	
vs Texas Tech	11/23/2022		11:48	4-6	.667	2-3	.667	0-0	.000	0	0	0	4.0	2	1	1	0	0	10	15.8	
at Duke	11/30/2022		14:07	2-6	.333	0-0	.000	0-0	.000	0	1	1	3.6	5	0	3	1	1	4	14.1	
Saint Francis (PA)	12/03/2022		19:45	4-10	.400	3-6	.500	4-4	1.000	0	2	2	3.4	3	2	1	1	0	15	14.3	
Rutgers	12/08/2022	*	31:24	5-11	.455	3-4	.750	0-0	.000	0	2	2	3.2	4	1	1	1	2	13	14.1	
vs North Carolina	12/17/2022	*	33:44	9-17	.529	2-6	.333	2-3	.667	3	5	8	3.7	4	3	3	0	1	22	14.9	
Maine	12/21/2022	*	25:02	8-12	.667	3-5	.600	0-1	.000	1	6	7	4.0	1	7	1	0	0	19	15.3	
Alabama A&M	12/29/2022	*	26:52	9-14	.643	2-6	.333	1-2	.500	0	6	6	4.2	0	1	1	0	0	21	15.8	
at Northwestern	01/01/2023	*	24:37	7-13	.538	2-5	.400	2-2	1.000	3	5	8	4.5	3	0	2	2	0	18	15.9	
Purdue	01/05/2023	*	35:38	10-17	.588	0-2	.000	1-1	1.000	2	3	5	4.5	2	1	3	1	2	21	16.3	
at Maryland	01/08/2023	*	30:30	7-18	.389	2-7	.286	6-7	.857	2	5	7	4.7	5	1	4	1	1	22	16.7	
Minnesota	01/12/2023	*	25:09	6-18	.333	2-3	.667	4-4	1.000	2	8	10	5.0	4	0	0	0	0	18	16.8	
at Rutgers	01/15/2023		29:39	6-11	.545	4-6	.667	4-5	.800	1	10	11	5.4	2	1	3	1	1	20	16.9	
at Nebraska	01/18/2023	*	24:14	6-16	.375	3-7	.429	3-4	.750	1	9	10	5.6	5	0	1	0	1	18	17.0	
Iowa	01/21/2023	*	26:54	10-12	.833	4-5	.800	3-3	1.000	2	3	5	5.6	3	1	3	0	1	27	17.5	
at Illinois	01/24/2023	*	24:20	5-13	.385	0-2	.000	4-7	.571	2	2	4	5.5	2	1	1	0	0	14	17.4	
at Indiana	01/28/2023	*	26:37	9-17	.529	3-5	.600	2-2	1.000	3	3	6	5.5	1	1	1	0	0	23	17.6	
Wisconsin	02/02/2023	*	16:19	5-7	.714	2-4	.500	1-1	1.000	0	3	3	5.4	5	0	2	0	1	13	17.4	
at Michigan	02/05/2023		25:48	4-14	.286	1-4	.250	5-6	.833	2	7	9	5.6	5	0	1	0	0	14	17.3	
Northwestern	02/09/2023		16:29	1-8	.125	0-4	.000	2-2	1.000	1	2	3	5.5	3	1	4	0	2	4	16.7	
Michigan St.	02/12/2023	*	26:41	3-14	.214	1-7	.143	1-2	.500	0	0	0	5.2	2	0	3	0	0	8	16.4	
at Iowa	02/16/2023	*	23:54	6-11	.545	2-4	.500	2-2	1.000	1	2	3	5.2	2	3	6	0	1	16	16.3	
at Purdue	02/19/2023	*	28:53	8-16	.500	3-6	.500	1-2	.500	3	2	5	5.1	3	2	1	0	0	20	16.5	
Totals			16	645:26	161-334	.482	54-124	.435	69-86	.802	34	105	139	5.1	70	28	55	9	15	445	16.5

CAREER STATISTICS

SEASON	TEAM	GP-GS	MIN/AVG	Field Goals		3-Point		F-Throws		Rebounds				Scoring						
				FG-FGA	FG%	3FG-3FGA	3FG%	FT-FTA	FT%	OFF	DEF	TOT	AVG	PF-FO	A	TO	BLK	STL	PTS	AVG
2022-23	OSU	27-16	645/23.9	161-334	.482	54-124	.435	69-86	.802	34	105	139	5.1	70-5	28	55	9	15	445	16.5
TOTAL		27-16	645/23.9	161-334	.482	54-124	.435	69-86	.802	34	105	139	5.1	70-5	28	55	9	15	445	16.5



ISAAC LIKEKELE

GRADUATE
GUARD • 6-5 • 215
ARLINGTON, TEXAS
TIMBERVIEW / OKLAHOMA ST.

13



- Voted a team captain in his first season with the program
- A veteran who played in 114 games over four seasons at Oklahoma State
- Is versatile and can play anywhere from 1-4 because of his strength
- Only player in Okla. St. history with more than 1,000 pts, 600 rebs and 400 assists

LIKEKELE IN 2022-23

- Was solid in his Buckeye debut with nine points, nine rebounds and a team-high six assists vs. Robert Morris (11/7)
- Returned to the floor in the win over Alabama A&M (12/29) and had five assists and no turnovers
- Scored four points on 2-of-3 shooting at Nebraska (1/18)
- Was tremendous in leading the Buckeyes to a win over Iowa (1/21), scoring 18 points, grabbing 10 rebounds and dishing-out seven assists for his first double-double of the year
- Recorded his 500th career assist in the game vs. Northwestern (2/9)

POINTS

Season 18, vs. Iowa (1/21/23)
Career 26, vs. Syracuse (11/27/19)

REBOUNDS

Season 10, 2x (last: vs. Iowa, 1/21/23)
Career 13, at UT Arlington (11/25/20)

ASSISTS

Season 7, vs. Iowa (1/21/23)
Career 11, vs. TCU (2/5/20)

STEALS

Season 3, vs. Wisconsin (2/2/23)
Career 8, vs. Syracuse (11/27/19)

BLOCKS

Season 2, vs. Robert Morris (11/7/22)
Career 2, 6x (last: vs. R. Morris, 11/7/22)

FIELD GOALS

Season 7, vs. Iowa (1/21/23)
Career 10, at Baylor (3/6/19)

FG ATTEMPTS

Season 12, vs. Iowa (1/21/23)
Career 15, 2x (last: vs. Kansas, 1/4/22)

3-PT FGS

Season 1, vs. Iowa (1/21/23)
Career 1, 20x (last: vs. Iowa, 1/21/23)

3-PT FG ATTS

Season 1, 8x (last: at Iowa, 2/16/23)
Career 3, 2x (last: at UT Arlington, 11/25/20)

FREE THROWS

Season 3, vs. Iowa (1/21/23)
Career 11, 2x (last: vs. Syracuse, 11/27/19)

FT ATTEMPTS

Season 6, vs. Northwestern (2/9/23)
Career 12, vs. Baylor (1/23/21)

MINUTES

Season 33:09, vs. Wisconsin (2/2/23)
Career 45:00, vs. Texas (2/6/21)

DOUBLE-DOUBLES (5)

Date	Team	Pts / Reb
2/5/20	TCU	15 / 11 asst.
2/8/20	at Baylor	11 / 10
3/7/20	at Texas	15 / 10
1/4/22	Kansas	16 / 12
1/21/23	Iowa	18 / 10

2022-23 GAME-BY-GAME STATISTICS

Opponent	Date	GS	MIN	Total		3-Pointers		Free throws		Rebounds				PF	A	TO	BLK	STL	PTS	AVG	
				FG-FGA	PCT	3FG-3FGA	PCT	FT-FTA	PCT	OFF	DEF	TOT	AVG								
Robert Morris	11/07/2022	*	30:21	4-9	.444	0-1	.000	1-2	.500	2	7	9	9.0	1	6	1	2	2	9	9.0	
Charleston So.	11/10/2022	*	21:46	2-4	.500	0-0	.000	0-1	.000	1	4	5	7.0	1	4	1	0	0	4	6.5	
Eastern Ill.	11/16/2022	*	29:25	2-5	.400	0-1	.000	0-0	.000	2	8	10	8.0	1	3	3	1	1	4	5.7	
vs San Diego St.	11/21/2022	*	29:13	0-5	.000	0-1	.000	2-2	1.000	1	4	5	7.3	1	1	3	0	0	2	4.8	
vs Cincinnati	11/22/2022	*	27:37	0-6	.000	0-1	.000	0-0	.000	3	4	7	7.2	2	4	1	0	0	3	3.8	
vs Texas Tech	11/23/2022	*	31:11	2-3	.667	0-0	.000	0-0	.000	1	1	2	6.3	3	3	0	0	2	4	3.8	
at Duke	11/30/2022	*	25:06	2-3	.667	0-1	.000	1-4	.250	1	6	7	6.4	5	1	0	0	1	5	4.0	
Saint Francis (PA)	12/03/2022	*	24:59	4-6	.667	0-0	.000	0-0	.000	2	3	5	6.3	1	3	1	1	0	8	4.5	
Alabama A&M	12/29/2022		08:30	1-1	1.000	0-0	.000	0-0	.000	1	1	2	5.8	1	5	0	1	0	2	4.2	
at Northwestern	01/01/2023		15:32	0-2	.000	0-0	.000	0-0	.000	1	3	4	5.6	0	2	3	0	1	0	3.8	
Purdue	01/05/2023		11:00	1-3	.333	0-0	.000	0-0	.000	1	1	2	5.3	2	0	0	0	1	2	3.6	
at Maryland	01/08/2023		23:37	1-3	.333	0-0	.000	0-0	.000	1	1	2	5.0	3	4	0	0	1	2	3.5	
Minnesota	01/12/2023		18:05	0-2	.000	0-0	.000	0-0	.000	0	1	1	4.7	1	2	0	0	1	0	3.2	
at Rutgers	01/15/2023	*	17:35	0-5	.000	0-1	.000	0-0	.000	3	0	3	4.6	3	1	1	0	1	0	3.0	
at Nebraska	01/18/2023		13:08	2-3	.667	0-0	.000	0-0	.000	0	2	2	4.4	2	1	1	0	1	4	3.1	
Iowa	01/21/2023	*	32:04	7-12	.583	1-1	1.000	3-5	.600	2	8	10	4.8	3	7	1	0	0	18	4.0	
at Illinois	01/24/2023	*	25:28	2-8	.250	0-0	.000	1-4	.250	1	4	5	4.8	1	2	1	0	1	5	4.1	
at Indiana	01/28/2023		16:55	0-1	.000	0-0	.000	0-0	.000	0	2	2	4.6	4	3	0	0	0	0	3.8	
Wisconsin	02/02/2023	*	33:09	4-9	.444	0-0	.000	0-0	.000	2	5	7	4.7	2	4	5	1	3	8	4.1	
at Michigan	02/05/2023	*	12:33	1-4	.250	0-0	.000	0-0	.000	1	2	3	4.7	0	2	0	0	0	2	4.0	
Northwestern	02/09/2023	*	28:22	1-2	.500	0-0	.000	2-6	.333	0	7	7	4.8	3	2	1	0	1	4	4.0	
Michigan St.	02/12/2023		05:41	0-0	.000	0-0	.000	0-0	.000	0	1	1	4.6	0	0	0	0	1	0	3.8	
at Iowa	02/16/2023		26:09	2-7	.286	0-1	.000	0-0	.000	0	3	3	4.5	2	4	0	0	0	4	3.8	
at Purdue	02/19/2023		17:13	2-3	.667	0-0	.000	0-1	.000	1	3	4	4.5	4	1	0	0	0	4	3.8	
Totals			14	524:40	40-106	.377	1-8	.125	10-25	.400	27	81	108	4.5	46	65	23	6	18	91	3.8

CAREER STATISTICS

SEASON	TEAM	GP-GS	MIN/AVG	Field Goals		3-Point		F-Throws		Rebounds				Scoring						
				FG-FGA	FG%	3FG-3FGA	3FG%	FT-FTA	FT%	OFF	DEF	TOT	AVG	PF-FO	A	TO	BLK	STL	PTS	AVG
2018-19	OSU	32-32	925/28.9	103-221	.466	6-25	.240	67-102	.657	17	135	152	4.8	69-2	126	75	10	42	279	8.7
2019-20	OSU	28-28	907/32.4	109-237	.460	3-14	.214	84-127	.661	32	125	157	5.6	85-0	127	79	10	54	305	10.9
2020-21	OSU	24-20	811/33.8	81-168	.482	8-18	.444	49-86	.570	45	113	158	6.6	52-1	86	55	4	27	219	9.1
2021-22	OSU	30-30	925/30.6	90-206	.437	2-11	.182	30-56	.536	46	119	165	5.5	50-1	102	59	6	37	212	7.1
2022-23	OSU	24-14	525/21.9	40-106	.377	1-8	.125	10-25	.400	27	81	108	4.5	46-1	65	23	6	18	91	3.8
TOTAL FOR OSU		24-14	525/21.9	40-106	.377	1-8	.125	10-25	.400	27	81	108	4.5	46-1	65	23	6	18	91	3.8
TOTAL		138-124	4092/29.7	423-938	.451	20-76	.263	240-396	.606	167	573	740	5.4	272-5	506	291	36	178	1106	8.0



JUSTICE SUEING

REDSHIRT-SENIOR FORWARD • 6-6 • 210
HONOLULU, HAWAII
MATER DEI / CAL

14



- Has been voted a team captain for the second consecutive season
- In his fourth year in Columbus after transferring from Cal
- Is a unique player in that he is a 6-6 wing that can play any position from 1-4
- Described by the coaches as the team's "Swiss Army knife"

SUEING IN 2022-23

- Had a great return to the floor, scoring a game-high 20 points and notching 3 steals vs. Robert Morris (11/7)
- Enjoyed a career-performance against Texas Tech (11/23) playing in front of friends and family in his home state. Scored a career-high 33 points on 12-of-19 shooting to go along with eight rebounds and five assists
- Poured in 18 points on 6-of-8 shooting in the win over Alabama A&M (12/29)
- Had 13 points, six rebounds, five assists and a block in the win at Northwestern (1/1)
- Scored 21 points on 8-of-13 shooting to go along with five rebounds at Maryland (1/8)
- Swatted a season-high two shots and pulled-down a career-high tying 11 rebounds vs. Wisconsin (2/2)
- Had 19 points on 7-of-11 shooting to go along with eight rebounds vs. Northwestern (2/9)

POINTS

Season 33, vs. Texas Tech (11/23/22)
 Career 33, vs. Texas Tech (11/23/22)

REBOUNDS

Season 11, vs. Wisconsin (2/2/23)
 Career 11, 3x (last: vs. Wisconsin, 2/2/23)

ASSISTS

Season 5, 2x (last: at Northwestern, 1/1/23)
 Career 6, vs. Washington (2/28/19)

STEALS

Season 3, vs. Robert Morris (11/7/22)
 Career 5, 2x (last: vs. Penn State, 1/27/21)

BLOCKS

Season 2, vs. Wisconsin (2/2/23)
 Career 2, 6x (last: vs. Wisconsin, 2/2/23)

FIELD GOALS

Season 12, vs. Texas Tech (11/23/22)
 Career 12, vs. Texas Tech (11/23/22)

FG ATTEMPTS

Season 19, vs. Texas Tech (11/23/22)
 Career 19, 2x (last: vs. Texas Tech, 11/23/22)

3-PT FGS

Season 2, 4x (last: at Maryland, 1/8/23)
 Career 4, 6x (last: vs. San Diego St., 12/28/18)

3-PT FG ATTS

Season 6, vs. Michigan St. (2/12/23)
 Career 9, 2x (last: at UCLA, 1/25/18)

FREE THROWS

Season 8, vs. Texas Tech (11/23/22)
 Career 9, 5x (last: vs. Illinois, 3/14/21)

FT ATTEMPTS

Season 9, at Northwestern (1/1/23)
 Career 14, vs. Arizona (1/17/18)

MINUTES

Season 39:09, vs. North Carolina (12/17/22)
 Career 41:41, vs. Illinois (3/14/21)

DOUBLE-DOUBLES (5)

Date	Team	Pts / Reb
1/3/19	at USC	16 / 11
1/9/21	at Rutgers	12 / 10
1/27/21	Penn State	13 / 10
2/4/21	at Iowa	12 / 11
2/13/21	Indiana	16 / 10

2022-23 GAME-BY-GAME STATISTICS

Opponent	Date	GS	MIN	Total		3-Pointers		Free throws		Rebounds			PF	A	TO	BLK	STL	PTS	AVG		
				FG-FGA	PCT	3FG-3FGA	PCT	FT-FTA	PCT	OFF	DEF	TOT								AVG	
Robert Morris	11/07/2022	*	23:57	8-14	.571	2-3	.667	2-4	.500	1	1	2	2.0	0	2	2	1	3	20	20.0	
Charleston So.	11/10/2022	*	21:07	3-7	.429	0-3	.000	5-5	1.000	1	2	3	2.5	0	1	1	0	0	11	15.5	
Eastern Ill.	11/16/2022	*	24:00	2-10	.200	0-5	.000	2-2	1.000	1	3	4	3.0	1	1	5	1	0	6	12.3	
vs San Diego St.	11/21/2022	*	22:59	3-11	.273	0-1	.000	0-0	.000	4	2	6	3.8	2	1	1	1	6	10.8		
vs Cincinnati	11/22/2022	*	25:59	4-13	.308	0-4	.000	3-5	.600	2	4	6	4.2	1	1	0	0	1	11	10.8	
vs Texas Tech	11/23/2022	*	31:23	12-19	.632	1-5	.200	6-8	1.000	4	4	8	4.0	0	5	1	0	2	33	14.5	
at Duke	11/30/2022	*	26:03	4-10	.400	0-1	.000	4-4	1.000	3	2	5	4.9	5	1	3	0	0	12	14.1	
Saint Francis (PA)	12/03/2022	*	17:09	2-7	.286	1-3	.333	1-3	.333	0	3	3	4.9	1	1	0	0	0	6	13.1	
Rutgers	12/08/2022	*	35:21	4-12	.333	1-2	.500	0-0	.000	3	1	4	4.8	1	3	4	0	2	9	12.7	
vs North Carolina	12/17/2022	*	39:09	7-14	.500	1-3	.333	1-4	.250	4	5	9	5.2	1	0	1	0	0	16	13.0	
Maine	12/21/2022	*	31:13	7-12	.583	0-1	.000	1-1	1.000	0	6	6	5.3	1	3	0	0	1	15	13.2	
Alabama A&M	12/29/2022	*	32:04	6-8	.750	2-3	.667	4-5	.800	1	0	1	4.9	3	2	3	0	1	18	13.6	
at Northwestern	01/01/2023	*	33:08	4-8	.500	0-0	.000	5-9	.556	2	4	6	5.0	3	5	3	1	0	13	13.5	
Purdue	01/05/2023	*	32:01	6-11	.545	2-3	.667	1-2	.500	2	2	4	4.9	2	2	0	0	0	15	13.6	
at Maryland	01/08/2023	*	33:35	8-13	.615	2-4	.500	3-4	.750	3	2	5	4.9	3	1	3	0	1	21	14.1	
Minnesota	01/12/2023	*	28:59	4-13	.308	0-2	.000	5-6	.833	3	2	5	4.9	0	2	1	1	0	13	14.1	
at Rutgers	01/15/2023	*	34:18	3-11	.273	0-4	.000	1-2	.500	1	2	3	4.8	2	2	4	0	0	7	13.6	
at Nebraska	01/18/2023	*	28:57	1-6	.167	0-0	.000	2-4	.500	2	2	4	4.8	4	4	4	0	0	4	13.1	
Iowa	01/21/2023	*	28:59	4-9	.444	1-4	.250	1-2	.500	1	1	2	4.6	0	2	2	0	1	10	12.9	
at Illinois	01/24/2023	*	21:00	6-11	.545	1-2	.500	0-0	.000	2	2	4	4.6	3	0	0	1	0	13	13.0	
at Indiana	01/28/2023	*	25:20	2-7	.286	0-3	.000	1-2	.500	0	3	3	4.5	3	0	1	0	2	5	12.6	
Wisconsin	02/02/2023	*	31:11	4-6	.667	0-0	.000	0-2	.000	1	10	11	4.8	2	1	3	2	1	8	12.4	
at Michigan	02/05/2023	*	33:01	5-12	.417	1-3	.333	3-4	.750	1	4	5	4.8	1	1	0	1	0	14	12.4	
Northwestern	02/09/2023	*	34:08	7-11	.636	0-3	.000	5-7	.714	3	5	8	5.0	2	2	3	0	0	19	12.7	
Michigan St.	02/12/2023	*	31:02	2-11	.182	1-6	.167	0-0	.000	1	5	6	5.0	2	1	2	0	1	5	12.4	
at Iowa	02/16/2023	*	27:20	2-5	.400	0-1	.000	4-4	1.000	0	4	4	5.0	2	0	1	0	1	8	12.2	
at Purdue	02/19/2023	*	28:44	2-9	.222	0-1	.000	2-2	1.000	0	2	2	4.9	2	1	5	0	1	6	12.0	
Totals			24	782:06	122-280	.436	16-70	.229	64-91	.703	46	85	131	4.9	47	47	55	9	19	324	12.0

CAREER STATISTICS

SEASON	TEAM	GP-GS	MIN/AVG	Field Goals		3-Point		F-Throws		Rebounds			Scoring							
				FG-FGA	FG%	3FG-3FGA	3FG%	FT-FTA	FT%	OFF	DEF	TOT	AVG	PF-FO	A	TO	BLK	STL	PTS	AVG
2017-18	Cal	32-31	1023/32.0	157-362	.434	42-135	.311	86-128	.672	48	124	172	5.4	75-1	44	68	15	48	442	13.8
2018-19	Cal	31-30	1068/34.5	140-324	.432	35-116	.302	129-165	.782	46	140	186	6.0	78-0	61	53	15	52	444	14.3
2020-21	OSU	31-31	876/28.3	109-222	.491	22-61	.361	93-124	.750	48	122	170	5.5	75-3	46	56	6	29	333	10.7
2021-22	OSU	2-0	30/15.2	5-13	.385	0-4	.000	2-2	1.000	1	6	7	3.5	3-0	0	2	0	1	12	6.0
2022-23	OSU	27-24	782/29.0	122-280	.436	16-70	.229	64-91	.703	46	85	131	4.9	47-1	47	55	9	19	324	12.0
TOTAL FOR OSU		60-55	1689/28.1	236-515	.458	38-135	.281	159-217	.733	95	213	308	5.1	125-4	93	113	15	49	869	11.2
TOTAL		123-116	3780/30.7	533-1201	.444	115-386	.298	374-510	.733	189	477	666	5.4	278-5	198	234	45	149	1555	12.6



BOWEN HARDMAN


FRESHMAN
GUARD • 6-3 • 175
CINCINNATI, OHIO
PRINCETON

15

- Knock-down shooter who rarely misses when open on the perimeter
- Senior season at Princeton HS was slowed by an ankle injury but he still averaged over 10 points and shot 32 percent from long range
- Will work on getting bigger and stronger this season

HARDMAN IN 2022-23

- Scored his first career points by knocking-down a pair of three-pointers in the win over Maine (12/21)
- Knocked-down two three-pointers to finish with six points vs. Alabama A&M (12/29)



POINTS

Season 6, 2x (last: vs. Ala. A&M, 12/29/22)

REBOUNDS

Season

ASSISTS

Season

STEALS

Season

BLOCKS

Season

FIELD GOALS

Season 2, 2x (last: vs. Ala. A&M, 12/29/22)

FG ATTEMPTS

Season 4, vs. Alabama A&M (12/29/22)

3-PT FGS

Season 2, 2x (last: vs. Ala. A&M, 12/29/22)

3-PT FG ATTS

Season 4, vs. Alabama A&M (12/29/22)

FREE THROWS

Season

FT ATTEMPTS

Season

MINUTES

Season 3:50, vs. Maine (12/21/22)

2022-23 GAME-BY-GAME STATISTICS


Opponent	Date	GS	MIN	Total		3-Pointers		Free throws		Rebounds				Other							
				FG-FGA	PCT	3FG-3FGA	PCT	FT-FTA	PCT	OFF	DEF	TOT	AVG	PF	A	TO	BLK	STL	PTS	AVG	
Robert Morris	11/07/2022		03:39	0-1	.000	0-1	.000	0-0	.000	0	0	0	0.0	0	0	0	0	0	0	0	0.0
Charleston So.	11/10/2022		03:32	0-0	.000	0-0	.000	0-0	.000	0	0	0	0.0	0	0	0	0	0	0	0	0.0
Saint Francis (PA)	12/03/2022		03:06	0-1	.000	0-1	.000	0-0	.000	0	0	0	0.0	0	0	0	0	0	0	0	0.0
Maine	12/21/2022		03:50	2-2	1.000	2-2	1.000	0-0	.000	0	0	0	0.0	1	0	0	0	0	0	6	1.5
Alabama A&M	12/29/2022		03:13	2-4	.500	2-4	.500	0-0	.000	0	0	0	0.0	1	0	0	0	0	0	6	2.4
Totals		0	17:20	4-8	.500	4-8	.500	0-0	.000	0	0	0	0.0	2	0	0	0	0	0	12	2.4

Player Averages

Games Played	Minutes/game	Points/game	FG Pct	3FG Pct	FT Pct	Rebounds/game	Assists/game	Turnovers/game	Assist/Turnover ratio	Steals/game	Blocks/game
5	3.5	2.4	50.0	50.0	0.0	0.0	0.0	0.0	0.0	0.0	0.0

CAREER STATISTICS

SEASON	TEAM	GP-GS	MIN/AVG	Field Goals		3-Point		F-Throws		Rebounds				Scoring							
				FG-FGA	FG%	3FG-3FGA	3FG%	FT-FTA	FT%	OFF	DEF	TOT	AVG	PF	FO	A	TO	BLK	STL	PTS	AVG
2022-23	OSU	5-0	17/3.5	4-8	.500	4-8	.500	0-0	.000	0	0	0	0.0	2-0	0	0	0	0	0	12	2.4
TOTAL		5-0	17/3.5	4-8	.500	4-8	.500	0-0	.000	0	0	0	0.0	2-0	0	0	0	0	0	12	2.4



ZED KEY

JUNIOR
FORWARD • 6-8 • 255
BAY SHORE, N.Y.
LONG ISLAND LUTHERAN

23

- Voted one of the team's captains
- Team's leading returning scorer and rebounder
- Led the team each of the last two seasons in shooting, connecting on 61.6% as a freshman and shot over 56% last year
- One of the most NIL savvy members of the team



POINTS

Season 22, vs. Rutgers (12/8/22)
 Career 22, vs. Rutgers (12/8/22)

REBOUNDS

Season 14, 2x (last: vs. Rutgers, 12/8/22)
 Career 14, 3x (last: vs. Rutgers, 12/8/22)

ASSISTS

Season 2, 3x (last: vs. Maine, 12/21/22)
 Career 2, 7x (last: vs. Maine, 12/21/22)

STEALS

Season 2, 4x (last: at Michigan, 2/5/23)
 Career 2, 5x (last: at Michigan, 2/5/23)

BLOCKS

Season 3, 3x (last: at Nebraska, 1/18/23)
 Career 3, 6x (last: vs. Ala. A&M, 12/29/22)

FIELD GOALS

Season 9, vs. Rutgers (12/8/22)
 Career 9, vs. Rutgers (12/8/22)

FG ATTEMPTS

Season 13, vs. Wisconsin (2/2/23)
 Career 15, vs. Duke (11/30/21)

3-PT FGS

Season 2, 2x (last: vs. N. Carolina, 12/17/22)
 Career 2, 2x (last: vs. N. Carolina, 12/17/22)

3-PT FG ATTS

Season 3, 4x (last: vs. Maine, 12/21/22)
 Career 3, 4x (last: vs. Maine, 12/21/22)

FREE THROWS

Season 7, at Duke (11/30/22)
 Career 7, at Duke (11/30/22)

FT ATTEMPTS

Season 8, at Duke (11/30/22)
 Career 9, 2x (last: at Rutgers, 1/9/21)

MINUTES

Season 32:59, vs. Rutgers (12/8/22)
 Career 34:24, at Nebraska (1/2/22)

DOUBLE-DOUBLES (8)

Date	Team	Pts / Reb
12/13/20	Cleveland State	12 / 10
2/9/22	at Rutgers	10 / 12
11/7/22	Robert Morris	13 / 10
11/10/22	Charleston Southern	17 / 13
11/16/22	Eastern Illinois	10 / 14
12/8/22	Rutgers	22 / 14
1/1/23	at Northwestern	11 / 11
1/18/23	at Nebraska	11 / 10

2022-23 GAME-BY-GAME STATISTICS

Opponent	Date	GS	MIN	Total		3-Pointers		Free throws		Rebounds				PF	A	TO	BLK	STL	PTS	AVG
				FG-FGA	PCT	3FG-3FGA	PCT	FT-FTA	PCT	OFF	DEF	TOT	AVG							
Robert Morris	11/07/2022	*	21:02	4-5	.800	2-3	.667	3-6	.500	4	6	10	10.0	2	0	1	0	0	13	13.0
Charleston So.	11/10/2022	*	20:49	8-10	.800	0-0	.000	1-1	1.000	6	7	13	11.5	1	1	1	0	0	17	15.0
Eastern Ill.	11/16/2022	*	25:24	4-6	.667	1-3	.333	1-5	.200	4	10	14	12.3	2	1	1	1	0	10	13.3
vs San Diego St.	11/21/2022	*	20:54	3-8	.375	0-0	.000	1-1	1.000	1	2	3	10.0	4	1	0	1	0	7	11.8
vs Cincinnati	11/22/2022	*	24:14	8-11	.727	0-2	.000	3-4	.750	4	4	8	9.6	2	1	1	0	0	19	13.2
vs Texas Tech	11/23/2022	*	30:34	2-5	.400	0-0	.000	5-5	1.000	2	1	3	8.5	2	2	2	2	1	9	12.5
at Duke	11/30/2022	*	32:57	7-9	.778	0-1	.000	7-8	.875	4	4	8	8.4	4	1	3	3	1	21	13.7
Saint Francis (PA)	12/03/2022	*	21:38	5-5	1.000	0-0	.000	1-2	.500	3	2	5	8.0	1	1	1	1	0	11	13.4
Rutgers	12/08/2022	*	32:59	9-12	.750	1-2	.500	3-6	.500	7	7	14	8.7	3	2	2	1	0	22	14.3
vs North Carolina	12/17/2022	*	31:51	4-11	.364	2-3	.667	1-2	.500	1	3	4	8.2	3	1	1	1	1	11	14.0
Maine	12/21/2022	*	23:35	5-9	.556	0-3	.000	4-5	.800	3	3	6	8.0	0	2	1	2	2	14	14.0
Alabama A&M	12/29/2022	*	25:46	3-6	.500	0-1	.000	3-6	.500	4	6	10	8.2	1	1	1	3	0	9	13.6
at Northwestern	01/01/2023	*	28:29	4-8	.500	0-1	.000	3-4	.750	1	10	11	8.4	3	0	2	2	2	11	13.4
Purdue	01/05/2023	*	03:48	0-0	.000	0-0	.000	0-0	.000	0	0	0	7.8	0	0	0	0	0	0	12.4
Minnesota	01/12/2023	*	29:41	5-7	.714	0-1	.000	0-1	.000	2	6	8	7.8	2	0	4	0	1	10	12.3
at Rutgers	01/15/2023	*	27:15	4-10	.400	0-0	.000	3-3	1.000	5	4	9	7.9	4	0	1	0	0	11	12.2
at Nebraska	01/18/2023	*	29:24	4-10	.400	0-0	.000	3-5	.600	3	7	10	8.0	1	0	0	3	1	11	12.1
Iowa	01/21/2023	*	27:54	4-10	.400	0-0	.000	3-4	.750	2	7	9	8.1	1	1	1	0	2	11	12.1
at Illinois	01/24/2023	*	23:18	2-8	.250	0-1	.000	4-5	.800	1	2	3	7.8	5	1	2	1	1	8	11.8
at Indiana	01/28/2023	*	25:53	4-6	.667	1-1	1.000	3-5	.600	2	2	4	7.6	3	0	1	0	0	12	11.9
Wisconsin	02/02/2023	*	29:07	5-13	.385	0-2	.000	2-4	.500	4	5	9	7.7	4	1	1	0	0	12	11.9
at Michigan	02/05/2023	*	24:23	3-7	.429	0-0	.000	0-0	.000	4	4	8	7.7	3	0	2	1	2	6	11.6
Northwestern	02/09/2023	*	27:30	3-5	.600	0-0	.000	2-3	.667	4	6	10	7.8	4	2	1	1	0	8	11.4
Michigan St.	02/12/2023	*	19:33	2-4	.500	0-0	.000	0-0	.000	5	3	8	7.8	3	0	3	0	0	4	11.1
at Iowa	02/16/2023	*	13:13	2-5	.400	0-0	.000	0-0	.000	0	1	1	7.5	3	1	1	1	0	4	10.8
Totals		23	621:11	104-190	.547	7-24	.292	56-85	.659	76	112	188	7.5	61	20	34	24	14	271	10.8

CAREER STATISTICS

SEASON TEAM	GP-GS	MIN/AVG	Field Goals		3-Point		F-Throws		Rebounds				Scoring						
			FG-FGA	FG%	3FG-3FGA	3FG%	FT-FTA	FT%	OFF	DEF	TOT	AVG	PF-FO	A	TO	BLK	STL	PTS	AVG
2020-21 OSU	31-1	364/11.7	61-99	.616	0-0	.000	38-69	.551	47	58	105	3.4	60-0	9	24	22	3	160	5.2
2021-22 OSU	29-23	573/19.0	95-169	.562	0-0	.000	36-62	.581	58	105	163	5.6	69-0	15	33	24	6	228	7.8
2022-23 OSU	25-23	621/24.8	104-190	.547	7-24	.292	56-85	.659	76	112	188	7.5	61-1	20	34	24	14	271	10.8
TOTAL	85-47	1558/18.3	260-458	.568	7-24	.292	130-216	.602	181	275	456	5.4	190-1	44	91	70	23	657	7.7



KALEN ETZLER

**REDSHIRT-FRESHMAN
GUARD • 6-8 • 190
VAN WERT, OHIO
CRESTVIEW**

24

- Joined the program in the summer of 2021 and redshirted last season
- Has come a long way from last year, putting on 15 pounds of muscle
- Worked extremely hard on his jump shot and has become a reliable shooter from the perimeter



ETZLER IN 2022-23

- Scored his first collegiate points on a rebound and put-back in the win over Cincinnati (11/22) in Maui

POINTS

Season 3, vs. St. Francis (12/3/22)

REBOUNDS

Season 3, 2x (last: vs. St. Francis, 12/3/22)

ASSISTS

Season 1, vs. St. Francis (12/3/22)

STEALS

Season

BLOCKS

Season

FIELD GOALS

Season 1, 3x (last: vs. Maine, 12/21/22)

FG ATTEMPTS

Season 2, 2x (last: vs. Maine, 12/21/22)

3-PT FGS

Season 1, vs. St. Francis (12/3/22)

3-PT FG ATTS

Season 1, 5x (last: vs. Maine, 12/21/22)

FREE THROWS

Season

FT ATTEMPTS

Season

MINUTES

Season 8:25, vs. St. Francis (12/3/22)

2022-23 GAME-BY-GAME STATISTICS

Opponent	Date	GS	MIN	Total		3-Pointers		Free throws		Rebounds				PF	A	TO	BLK	STL	PTS	AVG
				FG-FGA	PCT	3FG-3FGA	PCT	FT-FTA	PCT	OFF	DEF	TOT	AVG							
Robert Morris	11/07/2022		04:22	0-1	.000	0-1	.000	0-0	.000	0	2	2	2.0	1	0	1	0	0	0	0.0
Charleston So.	11/10/2022		05:30	0-1	.000	0-1	.000	0-0	.000	0	3	3	2.5	1	0	1	0	0	0	0.0
Eastern Ill.	11/16/2022		03:57	0-1	.000	0-1	.000	0-0	.000	0	1	1	2.0	1	0	0	0	0	0	0.0
vs Cincinnati	11/22/2022		01:58	1-1	1.000	0-0	.000	0-0	.000	1	0	1	1.8	0	0	0	0	0	2	0.5
Saint Francis (PA)	12/03/2022		08:25	1-2	.500	1-1	1.000	0-0	.000	1	2	3	2.0	1	1	0	0	0	3	1.0
Maine	12/21/2022		03:50	1-2	.500	0-1	.000	0-0	.000	0	2	2	2.0	0	0	0	0	0	2	1.2
Alabama A&M	12/29/2022		01:46	0-0	.000	0-0	.000	0-0	.000	0	0	0	1.7	0	0	0	0	0	0	1.0
Totals		0	29:48	3-8	.375	1-5	.200	0-0	.000	2	10	12	1.7	4	1	2	0	0	7	1.0

Player Averages

Games Played	Minutes/game	Points/game	FG Pct	3FG Pct	FT Pct	Rebounds/game	Assists/game	Turnovers/game	Assist/Turnover ratio	Steals/game	Blocks/game
7	4.3	1.0	37.5	20.0	0.0	1.7	0.1	0.3	0.5	0.0	0.0

CAREER STATISTICS

SEASON	TEAM	GP-GS	MIN/AVG	Field Goals		3-Point		F-Throws		Rebounds				Scoring						
				FG-FGA	FG%	3FG-3FGA	3FG%	FT-FTA	FT%	OFF	DEF	TOT	AVG	PF-FO	A	TO	BLK	STL	PTS	AVG
2022-23	OSU	7-0	30/4.3	3-8	.375	1-5	.200	0-0	.000	2	10	12	1.7	4-0	1	2	0	0	7	1.0
TOTAL		7-0	30/4.3	3-8	.375	1-5	.200	0-0	.000	2	10	12	1.7	4-0	1	2	0	0	7	1.0



FELIX OKPARA

FRESHMAN
CENTER • 6-11 • 220
LAGOS, NIGERIA
HAMILTON HEIGHTS CHRISTIAN
ACADEMY / LINK ACADEMY

34

- A consensus four-star recruit and a Top-60 ranked player in the 2022 class
- A hungry player, who's worked extremely hard on his game since getting to campus
- Elite shot-blocker that will bring a defensive presence around the rim
- Is quicker and more agile than tradition 6-11 post players



POINTS
 Season 10, 2x (last: vs. Maine, 12/21/22)

REBOUNDS
 Season 12, vs. St. Francis (12/3/22)

ASSISTS
 Season 2, 2x (last: vs. Purdue, 1/5/23)

STEALS
 Season 4, vs. North Carolina (12/17/22)

BLOCKS
 Season 4, at Purdue (2/19/23)

FIELD GOALS
 Season 5, vs. Maine (12/21/22)

FG ATTEMPTS
 Season 7, 2x (last: vs. Maine, 12/21/22)

3-PT FGS
 Season 1, vs. St. Francis (12/3/22)

3-PT FG ATTS
 Season 1, vs. St. Francis (12/3/22)

FREE THROWS
 Season 3, 2x (last: vs. Wisconsin, 2/2/23)

FT ATTEMPTS
 Season 4, 2x (last: vs. Wisconsin, 2/2/23)

MINUTES
 Season 30:10, vs. Purdue (1/5/23)

DOUBLE-DOUBLES (1)

Date	Team	Pts / Reb
12/3/22	St. Francis	10 / 12

OKPARA IN 2022-23


- Scored 4 points, grabbed 2 rebounds and had a block in his Buckeye debut vs. Robert Morris (11/7)
- Recorded his first double-double with 10 points and 12 rebounds and also made his first three-pointer vs. St. Francis (12/3)
- Made an impact vs. North Carolina (12/17), blocking a pair of shots and recording a season-high four steals
- Scored 10 points in the win over Maine (12/21)
- Played a season-high 30 minutes against No. 1 Purdue, finishing with five points, five rebounds and three blocks
- Made his first collegiate start at Maryland (1/8)
- Was 3-of-4 shooting to finish with six points and three blocks vs. Iowa (1/21)
- Had eight points on 4-of-5 shooting at Indiana (1/28)
- Made his third start of the season at No. 3 Purdue (2/19), finishing with four points and a season-high four blocks

2022-23 GAME-BY-GAME STATISTICS

Opponent	Date	GS	MIN	Total		3-Pointers		Free throws		Rebounds				PF	A	TO	BLK	STL	PTS	AVG
				FG-FGA	PCT	3FG-3FGA	PCT	FT-FTA	PCT	OFF	DEF	TOT	AVG							
Robert Morris	11/07/2022		13:25	2-3	.667	0-0	.000	0-0	.000	0	2	2	2.0	2	0	0	1	0	4	4.0
Charleston So.	11/10/2022		19:11	1-4	.250	0-0	.000	0-0	.000	1	3	4	3.0	2	0	0	1	1	2	3.0
Eastern Ill.	11/16/2022		14:36	2-2	1.000	0-0	.000	0-0	.000	0	3	3	3.0	2	1	2	2	0	4	3.3
vs San Diego St.	11/21/2022		11:45	2-2	1.000	0-0	.000	0-0	.000	1	1	2	2.8	0	0	1	1	0	4	3.5
vs Cincinnati	11/22/2022		15:46	2-3	.667	0-0	.000	0-0	.000	2	1	3	2.8	1	0	1	2	0	4	3.6
vs Texas Tech	11/23/2022		09:26	1-1	1.000	0-0	.000	0-0	.000	0	3	3	2.8	1	0	1	0	0	2	3.3
at Duke	11/30/2022		07:03	0-1	.000	0-0	.000	2-2	1.000	2	2	4	3.0	1	0	1	0	0	2	3.1
Saint Francis (PA)	12/03/2022		16:09	3-7	.429	1-1	1.000	3-3	1.000	6	6	12	4.1	1	1	1	1	2	10	4.0
Rutgers	12/08/2022		07:01	0-0	.000	0-0	.000	1-2	.500	0	2	2	3.9	2	0	0	0	0	1	3.7
vs North Carolina	12/17/2022		11:51	2-2	1.000	0-0	.000	0-0	.000	1	2	3	3.8	5	2	0	2	4	4	3.7
Maine	12/21/2022		13:24	5-7	.714	0-0	.000	0-0	.000	3	1	4	3.8	2	0	0	1	0	10	4.3
Alabama A&M	12/29/2022		12:28	1-2	.500	0-0	.000	2-4	.500	2	2	4	3.8	0	0	1	0	1	4	3.3
at Northwestern	01/01/2023		11:22	0-0	.000	0-0	.000	0-0	.000	0	3	3	3.8	0	0	0	2	0	0	3.9
Purdue	01/05/2023		30:10	2-5	.400	0-0	.000	1-2	.500	3	2	5	3.9	2	2	0	3	0	9	4.0
at Maryland	01/08/2023	*	12:22	1-2	.500	0-0	.000	0-0	.000	0	0	0	3.6	3	0	0	0	0	2	3.9
Minnesota	01/12/2023		06:31	0-0	.000	0-0	.000	0-0	.000	0	2	2	3.5	1	0	0	2	1	0	3.6
at Rutgers	01/15/2023	*	15:59	2-4	.500	0-0	.000	0-0	.000	2	3	5	3.6	2	0	0	2	0	4	3.6
at Nebraska	01/18/2023		05:07	0-0	.000	0-0	.000	0-0	.000	0	1	1	3.4	1	0	0	0	0	0	3.4
Iowa	01/21/2023		11:45	3-4	.750	0-0	.000	0-0	.000	2	0	2	3.4	3	0	0	3	0	6	3.6
at Illinois	01/24/2023		12:33	0-0	.000	0-0	.000	0-0	.000	0	1	1	3.3	0	0	0	1	0	0	3.4
at Indiana	01/28/2023		14:33	4-5	.800	0-0	.000	0-3	.000	1	3	4	3.3	1	0	2	1	0	8	3.6
Wisconsin	02/02/2023		11:31	1-3	.333	0-0	.000	3-4	.750	1	2	3	3.3	2	0	0	0	0	5	3.7
at Michigan	02/05/2023		13:41	0-3	.000	0-0	.000	0-0	.000	3	1	4	3.3	2	0	1	0	0	0	3.5
Northwestern	02/09/2023		12:30	2-2	1.000	0-0	.000	0-0	.000	1	1	2	3.3	0	0	1	0	0	4	3.5
Michigan St.	02/12/2023		15:52	0-2	.000	0-0	.000	0-0	.000	4	2	6	3.4	0	0	0	1	1	0	3.4
at Iowa	02/16/2023		14:15	1-2	.500	0-0	.000	0-0	.000	0	3	3	3.3	3	0	1	0	0	2	3.3
at Purdue	02/19/2023	*	16:08	2-2	1.000	0-0	.000	0-0	.000	1	1	2	3.3	2	1	1	4	0	4	3.4
Totals		3	356:24	39-68	.574	1-1	1.000	12-20	.600	36	53	89	3.3	41	7	14	30	10	91	3.4

CAREER STATISTICS

SEASON	TEAM	GP-GS	MIN/AVG	Field Goals		3-Point		F-Throws		Rebounds				Scoring						
				FG-FGA	FG%	3FG-3FGA	3FG%	FT-FTA	FT%	OFF	DEF	TOT	AVG	PF	FO	A	TO	BLK	STL	PTS
2022-23	OSU	27-3	356/13.2	39-68	.574	1-1	1.000	12-20	.600	36	53	89	3.3	41-1	7	14	30	10	91	3.4
TOTAL		27-3	356/13.2	39-68	.574	1-1	1.000	12-20	.600	36	53	89	3.3	41-1	7	14	30	10	91	3.4



COLBY BAUMANN

FRESHMAN
GUARD • 6-3 • 185
HOUSTON, TEXAS
IMG ACADEMY

42

- One of two walk-ons on the roster
- Did a post-graduate year at IMG Academy in 2021-22 before joining the program
- Is a hard worker who models his game after Kobe Bryant
- Brings a defensive presence on the perimeter



POINTS

Season

REBOUNDS

Season 1, 3x (last: vs. Ala. A&M, 12/29/22)

ASSISTS

Season 1, vs. Alabama A&M (12/29/22)

STEALS

Season

BLOCKS

Season

FIELD GOALS

Season

FG ATTEMPTS

Season 1, 2x (last: vs. Ala. A&M, 12/29/22)

3-PT FGS

Season

3-PT FG ATTS

Season 1, vs. Alabama A&M (12/29/22)

FREE THROWS

Season

FT ATTEMPTS

Season

MINUTES

Season 2:33, vs. Robert Morris (11/7/22)

2022-23 GAME-BY-GAME STATISTICS


Opponent	Date	GS	MIN	Total		3-Pointers		Free throws		Rebounds				Other							
				FG-FGA	PCT	3FG-3FGA	PCT	FT-FTA	PCT	OFF	DEF	TOT	AVG	PF	A	TO	BLK	STL	PTS	AVG	
Robert Morris	11/07/2022		02:33	0-0	.000	0-0	.000	0-0	.000	1	0	1	1.0	0	0	0	0	0	0	0	0.0
Saint Francis (PA)	12/03/2022		02:13	0-1	.000	0-0	.000	0-0	.000	0	1	1	1.0	0	0	1	0	0	0	0	0.0
Alabama A&M	12/29/2022		01:12	0-1	.000	0-1	.000	0-0	.000	1	0	1	1.0	0	1	0	0	0	0	0	0.0
Totals		0	05:58	0-2	.000	0-1	.000	0-0	.000	2	1	3	1.0	0	1	1	0	0	0	0	0.0

Player Averages

Games Played	Minutes/game	Points/game	FG Pct	3FG Pct	FT Pct	Rebounds/game	Assists/game	Turnovers/game	Assist/Turnover ratio	Steals/game	Blocks/game
3	2.0	0.0	0.0	0.0	0.0	1.0	0.3	0.3	1.0	0.0	0.0

CAREER STATISTICS

SEASON	TEAM	GP-GS	MIN/AVG	Field Goals		3-Point		F-Throws		Rebounds				Scoring						
				FG-FGA	FG%	3FG-3FGA	3FG%	FT-FTA	FT%	OFF	DEF	TOT	AVG	PF-FO	A	TO	BLK	STL	PTS	AVG
2022-23	OSU	3-0	6/2.0	0-2	.000	0-1	.000	0-0	.000	2	1	3	1.0	0-0	1	1	0	0	0	0.0
TOTAL		3-0	6/2.0	0-2	.000	0-1	.000	0-0	.000	2	1	3	1.0	0-0	1	1	0	0	0	0.0



OWEN SPENCER

JUNIOR
FORWARD • 6-9 • 215
CINCINNATI, OHIO
TURPIN / CITADEL

44

- One of two walk-ons on the roster
- Appeared in 23 games over the last two seasons at The Citadel
- Ohio native who returned to his home state to pursue a medical degree and someday would like to be a heart surgeon

SPENCER IN 2022-23

- Had a rebound and put-back for his first points as a Buckeye vs. Charleston Southern (11/10)
- Was put on scholarship following the game against Iowa (1/21)



POINTS

Season 2, vs. Charleston So. (11/10/22)
 Career 7, vs. Toccoa Falls (12/5/20)

REBOUNDS

Season 4, vs. St. Francis (12/3/22)
 Career 5, 3x (last: vs. Chattanooga, 1/29/22)

ASSISTS

Season 1, vs. Maine (12/21/22)
 Career 1, 7x (last: vs. Maine, 12/21/22)

STEALS

Season -
 Career 1, at Duke (11/22/21)

BLOCKS

Season -
 Career 2, 2x (at Duke, 11/22/21)

FIELD GOALS

Season 1, vs. Charleston So. (11/10/22)
 Career 3, vs. Toccoa Falls (12/5/20)

FG ATTEMPTS

Season 3, vs. St. Francis (12/3/22)
 Career 7, vs. Toccoa Falls (12/5/20)

3-PT FGS

Season -
 Career -

3-PT FG ATTS

Season -
 Career 1, 2x (last: at UNC Asheville, 12/1/20)

FREE THROWS

Season 1, vs. Alabama A&M (12/29/22)
 Career 3, vs. Chattanooga (1/29/22)

FT ATTEMPTS

Season 2, vs. Alabama A&M (12/29/22)
 Career 4, vs. Chattanooga (1/29/22)

MINUTES

Season 3:32, vs. Charleston So. (11/10/22)
 Career 21:48, vs. Carver (12/9/20)

2022-23 GAME-BY-GAME STATISTICS

Opponent	Date	GS	MIN	Total		3-Pointers		Free throws		Rebounds				Scoring							
				FG-FGA	PCT	3FG-3FGA	PCT	FT-FTA	PCT	OFF	DEF	TOT	AVG	PF	A	TO	BLK	STL	PTS	AVG	
Robert Morris	11/07/2022		02:33	0-1	.000	0-0	.000	0-0	.000	1	0	1	1.0	0	0	1	0	0	0	0	0
Charleston So.	11/10/2022		03:32	1-2	.500	0-0	.000	0-0	.000	1	1	2	1.5	0	0	0	0	0	0	2	1.0
Saint Francis (PA)	12/03/2022		02:13	0-3	.000	0-0	.000	0-0	.000	3	1	4	2.3	0	0	0	0	0	0	0	0.7
Maine	12/21/2022		03:01	0-0	.000	0-0	.000	0-0	.000	0	0	0	1.8	0	1	0	0	0	0	0	0.5
Alabama A&M	12/29/2022		01:12	0-0	.000	0-0	.000	1-2	.500	0	0	0	1.4	0	0	0	0	0	0	1	0.6
at Purdue	02/19/2023		05:33	0-0	.000	0-0	.000	0-0	.000	0	2	2	1.5	4	1	1	0	0	0	0	0.5
Totals		0	18:04	1-6	.167	0-0	.000	1-2	.500	5	4	9	1.5	4	2	2	0	0	0	3	0.5

Player Averages

Games Played	Minutes/game	Points/game	FG Pct	3FG Pct	FT Pct	Rebounds/game	Assists/game	Turnovers/game	Assist/Turnover ratio	Steals/game	Blocks/game
6	3.0	0.5	16.7	0.0	50.0	1.5	0.3	0.3	1.0	0.0	0.0

CAREER STATISTICS

SEASON	TEAM	GP-GS	MIN/AVG	Field Goals		3-Point		F-Throws		Rebounds				Scoring							
				FG-FGA	FG%	3FG-3FGA	3FG%	FT-FTA	FT%	OFF	DEF	TOT	AVG	PF	FO	A	TO	BLK	STL	PTS	AVG
2020-21	Cit	11-0	88/8.0	5-17	.294	0-0	.000	1-4	.250	6	14	20	1.8	8	0	2	3	3	0	11	1.0
2021-22	Cit	12-0	88/7.3	2-8	.250	0-4	.000	5-9	.556	5	16	21	1.8	13	0	4	3	2	1	9	0.8
2022-23	OSU	6-0	18/3.0	1-6	.167	0-0	.000	1-2	.500	5	4	9	1.5	4	0	2	2	0	0	3	0.5
TOTAL FOR OSU		6-0	18/3.0	1-6	.167	0-0	.000	1-2	.500	5	4	9	1.5	4	0	2	2	0	0	3	0.5
TOTAL		29-0	194/6.7	8-31	.258	0-4	.000	7-15	.467	16	34	50	1.7	25	0	8	8	5	1	23	0.8