



# BOSTON COLLEGE

## 14 | FOOTBALL

DEC. 27, 2014 | PINSTRIPE BOWL | YANKEE STADIUM | NEW YORK, N.Y. | 4:30 P.M. | ESPN

CONTACT: ZANNA OLLQVE | OLLQVE@BC.EDU | 978-828-9221

BCFootballNews BostonCollegeAthletics BCAthletics BC Athletics

Statistics & results reflected through publish date (Dec.17, 2014)

EAGLES

7-5 overall

4-4 ACC

ap: --

CFP rank: --

O: 383.8 y/g 10th ACC

D: 313.5 y/g 3rd ACC



6-6 overall

2-6 BIG

ap: --

CFP rank: --

O: 325.5 y/g 14th BIG

D: 269.8 y/g 1st BIG

NITTANY LIONS

### 2014 SCHEDULE

	@ GILLETTE STADIUM Aug. 30   3 p.m.   ESPN3	WIN 30-7
	ALUMNI STADIUM Sept.   7 p.m.   ESPN	LOSS 30-20
	ALUMNI STADIUM Sept. 13   8 p.m.   ESPN	WIN 37-31
	ALUMNI STADIUM Sept. 20   1 p.m.   ESPN3	WIN 40-10
	ALUMNI STADIUM Sept. 27   12:30 p.m.   RSN	LOSS 24-21
	@ CARTER-FINLEY STADIUM Oct. 11   3:30 p.m.   RSN	WIN 30-14
	ALUMNI STADIUM Oct. 18   3:30 p.m.   ESPN2	LOSS 17-13
	@ BB & T FIELD Oct. 25   3:30 p.m.   RSN	WIN 23-17
	@ LANE STADIUM Nov. 1   12:30 p.m.   ACC Net	WIN 33-31
	ALUMNI STADIUM Nov. 8   7:15 p.m.   ESPN2	LOSS 38-19
	@ DORR CAMPBELL STADIUM Nov. 22   3:30 p.m.   ABC	LOSS 20-17
	ALUMNI STADIUM Nov. 29   12:30 p.m.   RSN	WIN 28-7

### BROADCAST INFORMATION



Play-by-Play  
Bob Wischusen

Analyst  
Matt Millen

also on  
ESPN Radio  
SiriusXM Ch. 83

Sidelines  
Quint Kessenich



Play-by-Play  
Jon Meterparel

Analyst  
Peter Cronan

Sidelines  
Scott Mutryn

BC IMG  
Sports Radio  
Network

WEEI 93.7 FM

### STATISTICAL LEADERS



**RUSHING**  
Tyler Murphy  
1,070 | 89.9 ypg



**PASSING**  
Tyler Murphy  
1,526 | 127.2 ypg



**RECEIVING**  
Josh Bordner  
342 | 28.5 ypg



**TACKLES**  
Justin Simmons  
70 tackles | 2 INTs

### EAGLE INFOGRAPHIC

**PENN STATE**

**HISTORY**  
PENN STATE leads series, 19-4

**BOSTON COLLEGE**  
won last three games (1992 | 2003 | 2009)

**DOUG FLUTIE**  
Four games vs. Penn State  
1,482 passing yards

most of any player against a single opponent in NCAA history

**BOSTON COLLEGE**  
RUSHING DEFENSE: 4th in NCAA  
RUSHING OFFENSE: 14th in NCAA

**PENN STATE**  
RUSHING DEFENSE: 1st in NCAA  
RUSHING OFFENSE: 117th in NCAA



# SERIES HISTORY

Year	Score	Winner	Venue
1949	32-14	Penn State	State College
1950	30-13	Penn State	Braves Field
1965	17-0	Penn State	Chestnut Hill
1966	31-30	Penn State	State College
1967	50-28	Penn State	Chestnut Hill
1968	29-0	Penn State	Chestnut Hill
1969	38-16	Penn State	State College
1970	28-3	Penn State	Chestnut Hill
1972	45-26	Penn State	Chestnut Hill
1981	38-7	Penn State	State College
1982	52-17	Penn State	Chestnut Hill
1983	27-17	Boston College	Foxboro
1984	37-30	Penn State	State College
1985	16-12	Penn State	State College
1986	26-14	Penn State	Foxboro
1987	27-17	Penn State	Chestnut Hill
1988	23-20	Penn State	State College
1989	7-3	Penn State	State College
1990	40-21	Penn State	Chestnut Hill
1991	28-21	Penn State	State College
1992	35-32	Boston College	State College
2003	27-14	Boston College	State College
2004	21-7	Boston College	Chestnut Hill

## PENN STATE LEADS SERIES

19-4

Boston College vs. Penn State home: 2-10 | away: 2-9 | neutral: 0-0



**CHESTNUT HILL** - Paul Peterson threw for 199 yards and three touchdowns, and Boston College beat Penn State for the second straight year, 21-7.

Backup running back **Andre Callender** finished with 114 yards on 27 carries for the Eagles. Peterson was 23-of-31.

Penn State's Zack Mills was intercepted four times. He finished 23-of-41 for 254 yards and one TD.

Penn State rushed for just 22 yards in the first half and 53 in the first three quarters. The Nittany Lions ended up with 73 yards overall and lost to the Eagles for just the fourth time in 23 meetings.

BC scored on the opening drive when Peterson rolled to his left and lofted a six-yard touchdown pass to tight end **David Kashetta**. The Eagles capitalized on two roughing the punter penalties on consecutive fourth downs in their own territory to keep the drive alive.

Boston College started running through the middle of Penn State's defense in the second quarter, moving to the Nittany Lions' 10 before starting running back **Jeff Ross** fumbled.

But Penn State's fullback Paul Jefferson fumbled three plays later, and BC's **Ricky Brown** recovered at the Nittany Lions' 26. Peterson threw his second TD on the next play, connecting with **Grant Adams** down the middle to make it 14-0 with 8:19 left in the first half.

Penn State opened the second half by marching 61 yards in six plays, cutting its deficit to 14-7 when Mills hit Ryan Scott with a 13-yard scoring pass.

The Eagles came right back, moving 74 yards in 16 plays to take a 21-7 lead when Peterson hit fullback **Mark Palmer** with a two-yard TD score. BC converted five third-down plays on the drive, scoring on the last.

That score was set up by Peterson's 24-yard pass to **Jason Lilly**, a play that moved the ball to the Nittany Lions' four-yard line.

### The Eagles And The Nittany Lions

- This will be the 24th meeting between Boston College and Penn State.
- The first game between the two teams was played in 1949 and the squads have not met in 10 years.
- Penn State dominated the series, winning the first 19 of 20 games. The Eagles won the last three matchups in 1992, 2003 and 2004.
- Heisman Trophy winner **Doug Flutie** made his collegiate debut against Penn State in 1981. A year later, he passed for an astounding 520 yards.
- In 1983, the BC QB engineered the Eagles' first win against Penn State, a 27-17 victory in Foxboro Stadium that was televised nationally.
- In his career, Flutie played four games against Penn State, accumulating 1,482 passing yards, the most of any player against a single opponent in NCAA history.
- The two teams have never met on neutral territory.

### Lambert-Meadowlands Trophy

- The Lambert-Meadowlands Trophy is an annual award given to the best team in the Northeast in Division I football. The Lambert Trophy was established in 1936 by brothers Victor and Henry Lambert in memory of their father, August. The New Jersey Sports and Exposition Authority, operator of the Meadowlands Sports Complex, took over the administration of the Lambert Meadowlands Awards in 1983.
- Penn State has won the Lambert-Meadowlands Trophy 29 times, most recently in 2013.
- Boston College has taken the award five times, last in 2004.

### BC-PSU Ties

- Two former Boston College head coaches were graduates and former players at Penn State: **Joe Yukica** (1968-77) and **Frank Spaziani** (2009-2012). Coincidentally, both were tight ends for the Nittany Lions.
- Head coach **Steve Addazio** is 1-2 as a head coach against Penn State. He led the Florida Gators to a 37-24 victory over the Nittany Lions in the 2011 Outback Bowl as the acting head coach after Urban Meyer resigned due to health concerns. Addazio lost two games (14-10 in 2011; 24-13 in 2012) to PSU as the head coach of Temple.
- Addazio and PSU Athletics Director Sandy Barbour have also worked together before: BC's head coach was the offensive line and special teams coach at Notre Dame from 1999 to 2001 and Barbour started as an associate director in 2000.
- BC defensive coordinator and linebackers coach **Don Brown** coached with Penn State head coach James Franklin at Maryland in 2009-10. Brown was the Terrapins' defensive coordinator and cornerbacks coach while Franklin was the assistant head coach and offensive coordinator.
- Defensive backs coach **Kevin Lempa** worked on the Terrapins staff as the safeties and secondary coach from 2007-10. Coach Lempa was also on the BC coaching staff in 2003 and 2004 when the Eagles beat the Nittany Lions in back-to-back years.
- Tight ends coach **Frank Leonard** worked with Franklin at Kansas State in 2007 when Leonard worked with tight ends and Franklin was the OC and quarterbacks coach.
- Penn State defensive coordinator Bob Shoop was a wide receiver at Yale from 1986-88, when Coach Brown was the defensive coordinator for the Bulldogs. He also was the defensive backs coach at Boston College from 1999-2002, when the Eagles made four bowl appearances.
- Shoop also worked as the DB coach for current associate athletics director and former BC coach and player **Barry Gallup** when he was the head coach at Northeastern from 1991-93.

### New York State Of Mind

- Although the Pinstripe Bowl will be Boston College's first football appearance in famed Yankee Stadium, the Eagles' have played five games at another well-known New York baseball venue: the Polo Grounds.
- BC played Fordham five times between 1927 and 1954 at the Polo Grounds, the former home of the New York Giants baseball team. The Eagles won three of those five contests against the Rams, including the final two games of the Jesuit-school series in 1953 and 1954.
- If inclement weather should be in the air on Dec. 27, it will not be a first for the Eagles in New York. The BC-Fordham game scheduled on Oct. 16, 1954 had to be postponed to the following day when Hurricane Hazel ravaged Manhattan and surrounding areas. Game officials felt that the high winds and driving rains could leave fans marooned in the aging Polo Grounds stadium that had been built in 1890 and had deteriorated over the years.

### Football In The Park

- In addition to the Polo Grounds, Boston College has played games in two other Major League baseball stadiums: Fenway Park and Braves Field (now Boston University's Nickerson Field) in Boston.
- The Eagles, who played game at Fenway starting with the 1914 season through 1956, will return to Boston's historic ball park next fall for a game against Notre Dame on Nov. 21.

### Bowling In The Big Apple

- BC was offered an invitation to play in the original "Gotham Bowl" at Yankee Stadium on Dec. 15, 1962 after coach **Jim Miller**'s first BC team finished with an 8-2 record. University officials turned down the bid after weighing financial considerations. Nebraska and Miami (Fla.) played in that inaugural Gotham Bowl contest. The game only drew about 2,000 spectators on a cold day.





# STATISTICAL SHOWDOWN | BOWL HISTORY

# EAGLES



	RANK	VALUE
Total Offense	76	383.8
Rushing Offense	14	251.8
Passing Offense	121	132.0
Team Passing Efficiency	75	122.58
Scoring Offense	81	25.9
Total Defense	12	313.5
Rushing Defense	4	95.5
Passing Yards Allowed	48	218.0
Team Passing Efficiency Defense	74	129.90
Scoring Defense	T-18	20.5
Turnover Margin	T-67	-0.08
3rd Down Conversion Pct	95	0.366
4th Down Conversion Pct	T-33	0.588
3rd Down Conversion Pct Defense	42	0.375
4th Down Conversion Pct Defense	T-55	0.500
Red Zone Offense	66	0.829
Red Zone Defense	52	0.821
Net Punting	50	37.92
Punt Returns	72	7.21
Kickoff Returns	9	24.55
First Downs Offense	90	232
First Downs Defense	13	200
Fewest Penalties Per Game	6	4.08
Fewest Penalty Yards Per Game	5	33.42
Time of Possession	11	33:09

	RANK	VALUE
Total Offense	114	325.5
Rushing Offense	117	103.6
Passing Offense	72	221.9
Team Passing Efficiency	118	104.11
Scoring Offense	112	19.8
Total Defense	2	269.8
Rushing Defense	1	84.8
Passing Yards Allowed	10	185.0
Team Passing Efficiency Defense	2	99.71
Scoring Defense	8	17.7
Turnover Margin	83	-0.25
3rd Down Conversion Pct	T-84	0.384
4th Down Conversion Pct	106	0.368
3rd Down Conversion Pct Defense	6	0.301
4th Down Conversion Pct Defense	1	0.188
Red Zone Offense	77	0.811
Red Zone Defense	48	0.811
Net Punting	103	34.94
Punt Returns	75	7.11
Kickoff Returns	62	20.84
First Downs Offense	T-96	224
First Downs Defense	2	174
Fewest Penalties Per Game	44	5.42
Fewest Penalty Yards Per Game	38	45.00
Time of Possession	26	31:33

# NITTANY LIONS



## ACC IN BOWLS

### FRIDAY, DECEMBER 26

#### Quick Lane Bowl

Rutgers vs. North Carolina 4:30 p.m. ESPN

#### Bitcoin St. Petersburg Bowl

NC State vs. UCF 8 p.m. ESPN

### SATURDAY, DECEMBER 27

#### Military Bowl presented by Northrop Grumman

Cincinnati vs. Virginia Tech 1 p.m. ESPN

#### Hyundai Sun Bowl

No. 15 Arizona State vs. Duke 2 p.m. CBS

#### Duck Commander Independence Bowl

Miami (Fla.) vs. South Carolina 3:30 p.m. ABC

#### New Era Pinstripe Bowl

Boston College vs. Penn State 4:30 p.m. ESPN

### MONDAY, DECEMBER 29

#### Russell Athletic Bowl

Oklahoma vs. No. 17 Clemson 5:30 p.m. ESPN

### TUESDAY, DECEMBER 30

#### Belk Bowl

No. 13 Georgia vs. No. 21 Louisville 6:30 p.m. ESPN

### WEDNESDAY, DECEMBER 31

#### Capital One Orange Bowl

No. 7 Miss St. vs. No. 12 Georgia Tech 8 p.m. ESPN

### THURSDAY, JANUARY 1

#### Rose Bowl - CFP Semifinal

No. 2 Oregon vs. No. 3 Florida State 5 p.m. ESPN

### FRIDAY, JANUARY 2

#### Lockheed Martin Armed Forces Bowl

Houston vs. Pittsburgh Noon ESPN

### Eagles Bowl Again

- Boston College will head to a bowl game for the 24th time in school history.
- BC is 13-10 (.565) in the postseason, which is the fourth-best winning percentage among all Atlantic Coast Conference teams. Florida State leads the way with a 25-14 (.615) record.
- It is the second time the Eagles will earn a bowl bid under head coach **Steve Addazio** after he ended a three-year bowl drought in his first year of tenure in 2013.

### A BC Bowl History Lesson

- The Eagles' first postseason victory came in New Orleans at the 1941 Sugar Bowl. The year before, Boston College fell, 6-3, to Clemson in the Cotton Bowl in its first-ever bowl bid. BC went undefeated in 11 games in 1940 and refused to let Tennessee tarnish its perfect season. The 19-13 come-from-behind victory over a Volunteers squad that hadn't lost a regular-season game in three years catapulted Boston College football to its best-ever finish and a claim on the national title.
- In **Doug Flutie's** first full campaign as the Eagles' signal caller, he led BC to the 1982 Tangerine Bowl, BC's first taste of the postseason in 39 years. The last bowl the Eagles traveled to was the 1943 Orange Bowl, which resulted in a 37-21 loss to Alabama.
- After a one-point loss to Notre Dame in the 1983 Liberty Bowl, falling 19-18, to the hated Irish in 11-degree temperatures in Memphis, Flutie propelled BC to a 45-28 1985 Cotton Bowl victory over Houston by throwing three touchdowns, leading the Eagles to their first postseason bowl win in 44 years.
- The post-Flutie period came with ups and downs as BC went 3-2 in bowl games.
- BC football began its dynasty in 2000 at the Jeep Aloha Bowl in Honolulu, Hawaii, with a 31-17 win over Arizona State.
- The Eagles went on a postseason tear: winning eight bowl games in a row:
  - 2001 Music City Bowl (BC 20, No. 16 Georgia 16)
  - 2002 Motor City Bowl (BC 51, Toledo 25)
  - 2003 San Francisco Bowl (BC 35, Colorado State 21)
  - 2004 Continental Tire Bowl (BC 37, North Carolina 24)
  - 2005 MPC Computers Bowl (BC 27, Boise State 21)
  - 2006 Meineke Car Care Bowl (BC 25, Navy 24)
  - 2007 Champs Sports Bowl (BC 24, Michigan State 21)
- The final win of the eight-year postseason streak came in Orlando, Fla., at the Champs Sports Bowl. In a fitting end to his brilliant collegiate career, **Matt Ryan** led the Eagles to a three-point victory over Michigan State. Ryan completed 22-of-47 attempts for 249 yards and three touchdowns as the Eagles kept the nation's longest bowl game win streak alive with a 24-21 victory.
- Since 2008, the Eagles have received a bowl bid four times but have failed to win.

### Eagles Coming Home

- There are 19 players on the Boston College roster who hail from the tri-state area and will be returning home for the 2014 New Era Pinstripe Bowl.
- Many of the Eagles' wide receivers will be very close to home. Freshman **Sherman Alston** is a Harlem, N.Y., native, while graduate **Shakim Phillips** hails from Paterson, N.J., just over the state line. Junior **Dan Crimmins** from Closter, N.J., is a mere 20 minutes from the city as well.
- It will also be a homecoming for many of the BC coaches and staff. Defensive line coach **Ben Albert** is also from Paterson while **Reggie Terry**, Assistant AD, Football Operations & Player Personnel, is from Rockville Centre on Long Island.
- Four coaches hail from Connecticut as well: Head coach **Steve Addazio** (Farmington), along with assistants **Kevin Lempa** (Hartford), **Frank Leonard** (Wethersfield) and **Sean McGowan** (Cheshire).



## BOWL WINNING PCT.

1. Florida St.	25-14	.615	8. Miami	18-17	.514
2. Syracuse	14-9-1	.604	9. Clemson	17-18	.486
3. Wake Forest	6-4	.600	10. North Carolina	14-16	.467
4. Boston College	13-10	.565	11. Pittsburgh	13-16	.448
5. NC State	14-11	.558	12. Virginia	7-11	.389
6. Louisville	10-8	.556	13. Virginia Tech	9-17	.346
7. Georgia Tech	23-19	.548	14. Duke	3-6	.333

#### Outrushing Them All

- Boston College is one of two teams in the nation to be in the top 15 in both rushing offense and rushing defense.
- The Eagles are fourth in the country, allowing just 95.5 rushing yards/game and rank 14th for their 251.8 rushing yards/game of offense.
- BC is one of seven teams to average less than 100 rushing yards per game.
- Oklahoma's 268.6 yards/game of offense is eighth and its 109.6 yards/game allowed on the ground is 10th.
- In seven wins this season, BC has out-rushed its opponents 2,115 to 292.
- Overall, the Eagles have outrushed opponents, 3,022 to 1,146.
- On average, BC has outrushed its opponents 156.3 yards/game, which is fourth in the nation to Wisconsin (195.1), Georgia Tech (164.8) and Oklahoma (159.0).
- The 1,876 difference between the offensive and defensive output is also fourth-best in the nation, topped only by Wisconsin (2,536), Georgia Tech (2,143) and Oklahoma (1,908).
- The Eagles are ranked second in the ACC in rush offense and defense.

#### Holding Onto the Ball

- BC can hold onto the ball too as the Eagles did not lose a fumble for the first five games of the season and have lost only three on the year.
- Along with UNLV and Missouri, BC ranks first in the country for fewest lost fumbles.
- BC did not turn the ball over against Clemson (10/18), at Virginia Tech (11/1) or at Florida State (11/22).
- Before the tilt with the Tigers, the last time the Eagles did not turn the ball over was in 2011 in a 16-14 loss to Notre Dame on Nov. 19.
- With the ground game comes extended time with the ball. The Eagles' 33:09 time of possession ranks 11th in the nation and third in the ACC.
- BC also keeps possession by not hurting themselves with penalties. The Eagles are sixth nationally with just over four penalties per game and fifth with 33.42 penalty yards per game.

#### Similar Styles

- Boston College and Penn State have more in common than cold weather and Northeast roots. Both teams defend the run and play good defense.
- The Nittany Lions lead the nation in pass defense, allowing just 84.8 yards/game. The Eagles are fourth in the country with 95.5 yards/game.
- The PSU defense as a whole ranks second in the country, allowing just 269.8 yards/game while BC's defense is 14th nationally, allowing 313.5 yards/game.
- The Lions have allowed just two 100-yard rushers this season (Ohio State's Ezekiel Elliott, 109 yards and Michigan State's Jeremy Langford, 118 yards). The Eagles have also allowed just two rushers over 100 yards (Pittsburgh's James Conner, 214 yards and Colorado State's Dee Hart, 117 yards).
- The Nittany Lions have racked up 30 sacks for a loss of 200 yards while the Eagles have recorded 31 sacks for a loss of 210 yards. It's a team effort for both squads as 16 different BC players have recorded at least half a sack and 13 have done so for PSU.
- The difference between the two Northeast teams lies within the offense: BC runs the ball more than it throws, registering 146 rushing first downs to 69 passing first downs. The Nittany Lions have 79 rushing first downs to 120 passing first downs.
- The Eagles' rush attack is 14th in the nation (251.8 yards/game) while Penn State's is 117th (103.6 yards/game).
- BC averages 132.0 passing yards/game, with is 121st nationally, while Penn State's 221.9 passing yards/game is 72nd nationally.

#### Winning On The Road

- Boston College went 4-1 on the road this season and 3-1 in ACC action.
- The three ACC road wins are the most since BC won three in 2008.
- The 2008 season was also the last time BC won four overall away games.

#### Coming Back Strong

- For the first time in 2014, the Eagles dropped two games in a row with back-to-back losses to Louisville on Nov. 8 and No. 1/3 Florida State on Nov. 22.
- BC dropped the game to the Seminoles on a last-second field goal after missing a 42-yard attempt with just over four minutes to go.
- Prior to the bout with FSU, BC had responded to a win following each of their losses.
- In the four wins following a BC loss, the Eagles have outscored their opponent, 118-69, and outrushed them, 1,106-152.
- BC also tallied 13 rushing TDs while giving up just four.
- The Eagles have amassed 1,586 total yards of offense while allowing 951 in the wins.
- The BC defense has also sacked its opponents 17 times while the BC offensive line has allowed just four sacks in the four games and three were to Syracuse.

#### It's An Eagle Upset

- The Eagles defeated then No. 9 Southern California, 37-31, on Sept. 13, snapping a 12-game losing streak against top-25 opponents.
- The last time BC had defeated a top-25 team was on Nov. 15, 2008 when the Eagles earned a 27-17 victory over No. 20 Florida State in Tallahassee.
- The last time the Maroon and Gold earned a victory over a top-10 opponent was when **Matt Ryan** brought the No. 2 Eagles back to win, 14-10, in Blacksburg on Oct. 25, 2007.
- The last time an unranked BC team beat a top-10 team was when the Eagles knocked off No. 4 Notre Dame in South Bend on Nov. 2, 2002.

#### It's A Special Year

- This is only the second time the ACC has had two of its unranked teams defeat a pair of top-10 opponents in same year. Virginia Tech took down No. 8 Ohio State, 35-21, in Columbus on Sept. 6.
- The only other time it has happened was in 1981 when Clemson beat No. 4 Georgia Tech and Georgia Tech beat No. 1 Alabama.

#### Going Against No. 1

- BC fell, 20-17, to Florida State on Nov. 22, losing on a last-second field goal.
- The Seminoles were ranked No. 1 in the AP Poll, marking the fifth time the Eagles faced the No. 1 AP team in program history.
- They are 1-4 in those meetings, falling to Miami three times (1991, 2001, 2002) and now FSU.
- The upset came against No. 1 Notre Dame on Nov. 20, 1993 when the 17th-ranked Eagles beat the Irish, 41-39, on a last-second field goal.

#### Friendly State

- Boston College left Massachusetts for the first time in 2014 on Oct. 11, traveling to Raleigh, N.C., and coming away with a 30-14 victory over NC State.
- BC started the season with an away game in Foxboro, Mass., at Gillette Stadium, UMass' home field. The Eagles were closer (24 miles) to Foxboro than the Minutemen (90 miles).
- The Eagles played the entire month of September at home before earning a bye week.
- BC played a majority of its home games for the season before September ended. It marked only the third time in school history that has happened.

#### Back For More

- Head Coach **Steve Addazio's** coaching staff is back for a second season entirely intact after the Eagles went 7-6 and returned to a bowl game for the first time in three years.
- The Eagles are one of 16 schools in the country whose coaching staff is returning all nine assistant coaches and the head coach for the second season. Baylor's entire staff returns for the fourth season.

#### Experience Matters

- Boston College has the most graduates on its roster in the nation, tying Alabama with 15.

#### Youth Rounds Out Roster

- While the Eagles may have experience on the roster, they still bolster a lot of youth.
- Of the 95 total players, 46 are freshmen and sophomores (48 percent).
- BC returns just 29 letter winners from last year's team. The Eagles added five letter winners in graduate-student transfers.



## INJURY REPORT

#### Out For Season

Mehdi Abdesmad (Knee)  
Drew Barksdale (Hamstring)  
Harrison Jackson (Knee)

Tim Joy (Knee)  
Bobby Swigert (Knee)  
Harris Williams (Ankle)



## Running Wild

- The Eagles' offense has flourished with the run game. The third and fourth-highest rushing performances in the ACC have come from the Eagles - the 452 output against USC (9/13) and the 413 rushing yards versus Maine (9/20).
- Since 2000, BC and Georgia Tech are the only teams in the ACC to top 400 rushing yards in back-to-back games.
- In seven of the 12 games this season, BC has had a 100-yard rusher and the Eagles have rushed for over 300 yards in four games.
- Six different backs have contributed to the run game as Murphy leads the way with 1,079, followed by freshman **Jon Hilliman** with 712.
- The Eagles ran the ball into the endzone five times against the Trojans. The last time BC put up five rushing touchdowns was in the 48-27 victory over Army on Oct. 5, 2013 when **Andre Williams** scored all five.
- BC scored four rushing TDs against Maine a week later and then again at NC State on Oct. 11. Before that, last time the Eagles notched four scores on the ground was also in a victory over NC State on Nov. 16, 2013.
- Three times this season, the Eagles have scored three rushing touchdowns in one half (USC, Maine, NC State). Prior to 2014, the last time BC completed this feat was in 2009 against the Wolfpack.

## Rushing As A Unit

- While fourth-round NFL draft pick **Andre Williams** carried the bulk of the rushing load for the Eagles in 2013, the weight is distributed in 2014.
- In four games, at least three backs tallied over 50 yards apiece and many set career highs this season.
- Graduate quarterback **Tyler Murphy's** 191 against USC highlighted a career night while sophomore **Tyler Rouse** recorded 87 for a career high at Massachusetts (8/30). Classmate **Myles Willis'** 89 against USC was a career high while freshman **Jon Hilliman** put up 128 against Colorado State (9/27) and classmates **Marcus Outlow** (107) and **Sherman Alston** (57) picked up career highs against Maine (9/20).

## Young Guns

- Of the Eagles' 3,022 total rushing yards, freshmen and sophomores account for 1,958 yards - 64.8 percent. The freshmen group of running backs account for 42.6 percent (1,292 yards).
- Of the Eagles' 29 rushing touchdowns, the freshmen and sophomores account for 19 scores, 65.5 percent and the freshmen alone have 14 TDs, including 12 from **Jon Hilliman**, who leads the team.
- Hilliman was the first true freshman to record two rushing TDs in a game since 2008 when he scored twice against the Trojans. He has tallied two rushing TDs in five games, including three straight (USC, Maine, Colorado State), and scored at least one in the seven of the last 10 games.
- Freshman **Marcus Outlow** was the first true freshman to put up at least 100 rushing yards since 2008 when he collected 107 against Maine (9/20) - all in the fourth quarter.

## O-Line U

- The Boston College offensive line lived up to its storied tradition in 2014.
- The BC backs have run at will and the Eagles have racked up over 500 yards of offense three times in 2014.
- The line helped the team rank 14th in the country in rushing yards (251.8 yds/gm) and **Tyler Murphy** lead all quarterbacks nationally with 6.35 yards per carry, 17th among all players in the country.
- The O-line has allowed just 20 sacks all season and has not allowed a sack on three different occasions.
- All five starters on the offensive line are graduates. The only other line with the same makeup is Toledo.
- The five graduates on the line combine for 129 career starts. Graduate **Bobby Vardaro** leads the way with 44 and graduate center **Andy Gallik** is right behind with 40.
- Almost all the members of the offensive line earned All-ACC recognition as Gallik picked up first and second-team honors from the Atlantic Coast Sports Media Association and coaches' vote, respectively, Vardaro was named to the third team by the coaches and earned honorable mention by the media, **Ian Silberman** earned honorable mention on both teams and **Seth Betancourt** was named to the ACSMA's third team.

## Dual Threat QB Take Over At The Heights

- Graduate quarterback **Tyler Murphy** broke the Atlantic Coast Conference's single-season record for rushing yards by a quarterback with 1,079 yards. He surpassed Clemson's Woodrow Dantzler's mark of 1061 set in 2001.
- Murphy also became the first ACC quarterback to rush for 1,000 yards since 2009.
- He broke **Doug Flutie's** record for career rushing yards by a quarterback in just nine games with 965 yards. Flutie (1981-84) amassed 939 yards through four years.
- Murphy is the first quarterback to rush for a 100 yards in a single game in Boston College history as he amassed 118 yards on the ground in the 2014 opener against Massachusetts (8/30).
- The transfer earned All-New England honors from the area's writers.

### Get to know the BC QB...

- Tyler Murphy will finish his master's degree in administrative studies in December. He enrolled in January and took summer classes.
- Murphy also knows how to keep his O-line happy. Over the summer, he baked cookies as a bonding gesture and brings candy as a "thank you" for protecting him.
- Murphy was recruited by head coach **Steve Addazio** to play at Florida, offensive line coach **Justin Frye** was a graduate assistant at UF and tight ends coach **Frank Leonard** graduated from Murphy's high school (Wethersfield).

- Murphy rushed for a career-high 191 yards against Southern Cal (9/13). The total is the sixth-highest, single-game total by any back in the ACC this season.
- It is also the second-highest rushing total by a quarterback in the history of the ACC. Dantzler holds the record with 220 yards against Virginia in 2000.
- Murphy is second in the nation for overall rushing yards, second to Navy's Keenan Reynolds (1,182). His 89.9 yards/game is also second behind Reynolds, who averages 118.2 through 10 games.
- The Florida transfer leads all quarterbacks in the country with 6.35 yards per carry, which is good for 17th among all FBS players.
- He is also third in the ACC in yards per game behind two running backs - Pitt's James Conner (139.6) and Miami's Duke Johnson (126.7).

## A Rookie Rusher

- Freshman running back **Jon Hilliman** leads the Eagles with 12 rushing touchdowns, which is tied for 10th on BC's single-season record list.
- He is also second on the team with 712 yards on 185 carries. He broke BC's rookie rushing record for attempts set by **Montel Harris** in 2008 (179) and is looking to top the yardage mark (920).
- Hilliman earned All-ACC third-team honors from the Atlantic Coast Sports Media Association and the league's head coaches for his efforts his first season.
- The rookie is also tied for second in the ACC for rushing TDs, fourth for rushing attempts and tied for fourth for scoring (6.0 points/game).
- Hilliman was the first true freshman to record two rushing TDs in a game since 2008 when he scored twice against the Trojans. He has tallied two rushing TDs in five games, including three straight and scored at least one in the seven of the last 10 games.
- His 33-yard touchdown run in the win at Wake Forest (10/25) was the longest scoring play of the season. It was also the first time he scored a TD over 10 yards.

## Gallik Gets Recognized

- Graduate center **Andy Gallik** was named one of six finalists for the Rimington Trophy, presented annually to college football's premier center.
- He also earned All-ACC first-team honors from the Atlantic Coast Sports Media Association and second-team honors by the head coaches and was named to the All-New England team by the area's writers and penned to ESPN.com's All-ACC Team.
- He accepted an invitation to play in the 2015 Reese's Senior Bowl on Jan. 24 in Mobile, Ala.
- Before the start of the season, Gallik garnered a spot on the 26-man All-ACC Preseason Team.
- Gallik has served as the team's starting center the last three and half seasons, making 40 career starts.
- In 2014, he has earned ACC Offensive Lineman of the Week honors once and was named to Phil Steele's Midseason All-ACC First Team.
- The 6-foot-3, 304-pound product of Evergreen Park, Ill., earned All-ACC third-team honors in 2013.

## Racking Up the Yards

- Boston College has racked up over 400 yards of offense seven times and recorded over 500 yards five times in the last two seasons.
- The Eagles have tallied over 500 yards of offense three times in 2014 alone, including back-to-back games (506 vs. USC and 549 vs. Maine).
- While the Eagles could not pull out a win against Louisville on Nov. 8, they managed 166 rushing yards against a defense that allowed just 78.7 yards/game, which was third in the nation.

## Recognizing the Receivers

- Graduate **Josh Bordner** made the transition to wide receiver after serving as the backup quarterback for three years. In his first outing, he made four catches for 81 yards, including a 43-yard touchdown reception in the fourth quarter against UMass (8/30). He currently leads the receiving core with 342 yards and is tied for the team lead with three TDs.
- Junior **Dan Crimmins** had a career day against UMass, leading the Eagles with seven catches for 52 yards. He hauled in a career-long, 55-yard grab against Louisville (11/8), the longest of the season for QB **Tyler Murphy**.
- Graduate **Shakim Phillips** recorded his first touchdown in the Maroon and Gold against Pittsburgh (9/5), on a 48-yard reception. He led receivers in the game with four catches for 78 yards. He is currently tied for the team lead with three TDs, including a 49-yard scoring reception at Florida State (11/22), the longest of his career as an Eagle.
- Freshman dual threat **Sherman Alston** is third among receivers with 169 receiving yards (to along with 352 rushing yards). He tallied his first career touchdown reception on a 26-yard pass against Clemson (10/18) and had a career-long, 37-yard reception at Virginia Tech (11/1).
- Redshirt freshman **Charlie Callinan** had a career-high 64 yards (3 rec.) in the loss to Clemson (10/18). He recorded his first career TD catch in the win at Virginia Tech (11/1), an eight-yard reception.
- After missing the first two games, junior **David Dudeck** returned and made his first receptions in the win over Maine, catching three passes for 16 yards. He tallied a career-high 58 yards (3 rec.) in the win at Wake Forest (10/25), including a career-long 41-yard grab.



## Don't Run On Us

- The Eagles defense has held teams under 100 rushing yards seven times in 2014.
- Three times in 2014, opponents have gained just 20 rushing yards or less.
- In back-to-back victories over USC (9/13) and Maine (9/20), the Trojans could only muster 20 total rushing yards while the Black Bears tallied 16.
- In the win at Wake Forest (10/25), the Demon Deacons collected only 19 rushing yards, including -3 yards in the first half.
- In fact, Boston College is tied with Ohio State for the second-fewest 100-yard rushers - 21 - since 2005. Alabama (14) is first.
- The 95.5 rushing yards/game allowed is fourth in the nation and second in the ACC.

## Coming At You

- The Eagles have tallied 84 tackles for a loss of 341 yards in 2014.
- The BC defense's average of 7.0 TFLs/game is tied for 24th in the nation.
- The Eagles racked up 16 tackles for a loss of 58 yards against USC (9/13) and then tallied 13 tackles for a loss of 44 yards at Wake Forest (10/25) for the two highest totals of the season.
- BC has sacked an opposing quarterback at least three times on seven occasions in 2014.
- BC sacked USC quarterback Cody Kessler five times in the win on Sept. 13. Then in ACC road games at NC State (10/11) and Wake Forest, the Eagles sacked the QB four times each.
- The Eagles' 31 sacks and the 210 yards lost on the year is fifth in the conference.
- Sixteen different Eagles have tallied at least half a sack in 2014.

## Impressive Improvement

- Defensive coordinator **Don Brown** is in his second year at Boston College. As the Eagles defense adjusts to the changes in schemes, there have been noticed improvements on the defensive side of the ball, even after losing the top-two tacklers from the 2013 team (**Steele Divitto** and **Kevin Pierre-Louis**).

Category	2014	Rank	2013	Rank
Total Defense	313.5 y/g	12th	429.0 y/g	92nd
Rushing Defense	95.5 y/g	4th	160.6 y/g	58th
Scoring Defense	2.5 pts/g	T18th	28.9 pts/g	77th
3rd-Down Conv. Pct.	37.5%	42nd	42.3%	89th
First-Down Defense	200	13th	279	82nd

## Keyes Is The Key

- Senior linebacker **Josh Keyes** earned All-ACC third-team honors by the league's coaches and honorable mention by the voting media. He was also voted to the All-New England Team by area writers.
- The linebacker also earned ACC Linebacker of the Week honors twice.
- Keyes is third on the team with 63 total tackles and 43 solo stops. He leads the team with 11.5 tackles for a loss of 53 yards and four sacks for a loss of 34 yards.
- Along with the conference award, he was also named FWAA National Defensive Player of the Week and ECAC Co-Defensive Player of the Week after his performance against then-ninth ranked USC (9/13).
- He recorded eight tackles on the night, including five solo stops.
- Of those eight tackles, 5.5 were tackles for a total loss of 15 yards, including a sack on third-and-four for a loss of eight.
- After the win at NC State (10/11), Keyes earned the ACC accolades again, along with ECAC Defensive Player of the Week honors again.
- He recorded a career-high 10 tackles in the win at NC State (10/11), including two tackles for a loss, one of which was a sack forcing quarterback Jacoby Brissett to fumble on his own 46-yard line.

## Simmons Steps Up

- Junior defensive back **Justin Simmons** tallied his second interception - third of his career - in a crucial moment of the BC-Wake Forest game (10/25).
- After the Demon Deacons scored to make it a six-point game and the Eagles punted the ball away with just over 2:30 to go, Wake was driving down the field. QB John Wolford had just completed a pass of 27 yards to midfield when on the next play, Simmons intercepted the ball with 2:06 to go to give the Eagles the ball back and ensure the win.
- Simmons also recorded a career-high 11 tackles against Colorado State (9/27), becoming the first Eagle to have a double-digit tackle total in 2014.
- Simmons leads the BC defense with 70 tackles and 57 unassisted stops.
- He made the move to cornerback after starting the first seven games at free safety, filling a gap left by injuries.

## Can't Stop Kavalec

- Sophomore defensive end **Kevin Kavalec** has started every game of 2014 for the Eagles.
- In the win at Wake Forest (10/25), he recorded a career-high 10 tackles to lead the BC defense, include 4.5 tackles for a loss of 23 yards.
- Kavalec also sacked Wake Forest quarterback John Wolford twice in Winston-Salem, becoming the first Eagle to record two sacks in the same game in 2014.
- He earned ACC Defensive Lineman of the Week for his efforts.
- He is second on the team with 9.5 tackles for a loss of 34 total yards.
- Kavalec is an economics major and taking the pre-med requirements.

## Can't Miss Mihalik

- Senior defensive lineman **Brian Mihalik** is one of the tallest players in Division I Football Bowl Subdivision at 6-foot-9.
- The Avon Lake, Ohio, native is one of eight players over the 6-9 mark.
- Kentucky offensive lineman John Gruenschlaeger is the tallest player at 6-foot-11.
- Mihalik recorded his first career interception in the win against NC State (10/11) as the Wolfpack had possession down by seven to start the second half. The defensive end grabbed QB Jacoby Brissett's pass out of the air and returned it 21 yards to State's 10-yard line.
- The INT broke Brissett's streak of 187 passes without an interception.
- Mihalik earned ACC Defensive Lineman of the Week honors for his play against the Pack, which also included a sack for a loss of eight yards.
- He is tied for second on the team with 3.5 sacks for a loss of 22 yards.

## Confidence in Connor

- Senior defensive lineman Connor Wujciak has started all 12 regular-season games for the Eagles and earned All-ACC third-team honors from the Atlantic Coast Sports Media Association and the league's head coaches.
- He has 30 tackles, including 17 solo stops on the year and is third on the Eagles with 7.5 tackles for a loss of 39 yards.
- Wujciak matched a career-high with seven tackles against Pittsburgh (9/5) and he registered four tackles, including a sack for a loss of five yards, and blocked a field-goal attempts at Virginia Tech (11/1).

## Righting the Ship

- On Sept. 5, the Eagles' defense allowed 303 rushing yards to Pittsburgh in a 30-20 loss. Since then, only Colorado State (9/27) has amassed over 150 rushing yards with 162.
- One week after the loss to Pitt, in the 37-31 win over ninth-ranked Southern California, the BC defense allowed just 20 yards - an improvement of 283 yards.
- The Trojans averaged 216.5 rushing yards per game before coming to The Heights, but the Eagles stopped them in their tracks.
- Leading rushing Javorius Allen averaged 143.5 yards in the first two games - including against then -No. 13 Stanford - but the BC defense held him to just 31 yards on 15 attempts.

## A Rare Occurrence

- The BC defense allowed Pitt running back James Conner to rush for 214 yards on 36 attempts in the Panthers' 30-20 victory over the Eagles on Friday night.
- It was the first time the Eagles defense allowed a 200-yard rusher since Colorado's Cortlen Johnson put up 201 in the Insight.com Bowl on Dec. 31, 1999.

## Making An Impression

- Freshman linebacker **Christian Lezzer** made his first career appearance in the win over USC on Sept. 13. On his first career play in the Maroon and Gold, he sacked quarterback Cody Kessler for a loss of nine yards on third-and-10 to give the Eagles the ball.



## Questions In The Kicking Game

- Coming into the 2014 season, Boston College needed to replace a four-year veteran in kicker/punter **Nate Freese**, who connected on 70-of-81 field goal attempts in 50 career games and set a BC record for field goals and points (324).
- Seniors **Alex Howell** and **Joey Launceford** split the kicking duties the first four games before Howell took over with a full-time role against Colorado State (9/27).
- Head coach **Steve Addazio** went back to having the two seniors split time at Virginia Tech (11/1).
- Freshman **Mike Knoll** also made his first career appearance at NC State (10/11), connecting on a 28-yarder. He also went 3-for-4 on extra-point attempts. In the loss to Clemson (10/18), he was 1-for-2 on extra points.
- Knoll hit a 40-yard field goal for the Eagles' first score of the game at No. 1/3 Florida State (11/22) and was 2-for-2 on PATs. He missed a 36-yard field goal against Syracuse (11/29) in the regular-season finale, but went 4-for-4 on extra-point attempts.
- Howell is 5-fo-11 on the season, missing attempts all over 40 yards (40, 42, 44, 46, 47, 52).
- He missed a 42-yard attempt at FSU with the game tied and 4:37 to play. He connected on a critical 44-yard field goal at Virginia Tech (11/1), to put the Eagles back on top in the fourth quarter after the Hokies took a one-point lead.
- Against Maine (9/20) and CSU, Howell was 6-for-6 on extra-point attempts but had a PAT blocked at Wake Forest (10/25).
- Launceford is 4-for-4 on field-goal attempts, all inside the 30. His long was a 28 yarder in the season opener against Massachusetts (8/30).
- He is 14-for-18 on extra-point attempts with a blocked kicked against Maine (9/20) and misses at Virginia Tech (11/1), Louisville (11/8) and Southern Cal (9/13).

## Perfectly Good Punting

- Senior **Alex Howell** will continue to handle the kickoff and punting duties.
- He was named to the All-New England Team for his punting abilities, averaging 42.9 yards/punt, which is good for fifth in the ACC.
- Fourteen of his kicks have been over 50 yards and he has recorded 13 fair catches and 20 inside the 20-yard line.
- He came into the game against Clemson averaging 41.8 yards/punt but punted 10 times for an average of 50.1 yards/punt.
- In the third quarter, the Eagles were forced to punt from the 41-yard line and Howell pinned the Tigers back on their own three-yard line on a perfect 38-yard punt.
- He also averages 58.9 yards per kick with 17 touchbacks.

## The Return Game

- For a second straight year, sophomore **Myles Willis** is the Eagles' main kickoff returner, averaging 24.9 yard/return, fourth in the ACC.
- He returned the opening kickoff 95 yards for a touchdown to start the Syracuse game (11/29), marking the second time in his career he notched a kickoff return for a TD.
- He returned on 98 yards at New Mexico State on Nov. 9 in his rookie campaign.
- He also returned one 50 yards against Clemson (10/18).
- His 60 career returns already rank seventh in BC record books while his and 1,455 return yards ranks fourth.
- Freshman **Sherman Alston** has been slated as the punt return man since USC (9/13). He has returned 13 punts for 101 yards. He recorded a long of 36 yards in the win at NC State (10/11).

## Wujciak Blocks Again

- For the first time since 2012, the Eagles' special teams were successful in blocking a field-goal attempt.
- On Nov. 1, senior **Connor Wujciak** blocked Virginia Tech's Joey Sly's 47-yard attempt at the end of the first half that would have made it a one-point game going into the locker room.
- The last time the Eagles blocked a field goal was on Oct. 20, 2012, when Wujciak blocked Georgia Tech's David Scully's 22-yard attempt in a 37-17 loss in Atlanta.

## Chris Snee Named to 2014 ACC Football Class of Legends

Former Boston College standout **Chris Snee**, who played at the Heights from 2001-03, was named as one of the 14 members of the Atlantic Coast Conference Football 2014 Class of Legends, the league announced on Sept. 18.

The Legends are each selected by their respective schools and will be honored during this year's Dr. Pepper ACC Football Championship Game weekend. They will be honored at the ACC Night of Legends sponsored by the Belk Bowl on Friday, Dec. 5, and on Saturday Dec. 6, during ceremonies at Bank of America Stadium for the 10th Annual Dr. Pepper ACC Football Championship, which will be nationally televised with either a 7:45 pm (ESPN) or 8 p.m. (ABC) kickoff.



CHRIS SNEE 2001-03

The group of 14 former gridiron standouts from current ACC schools includes a former ACC Football Player of the Year; an ACC Defensive Player of the Year, 12 former All-Americans, including 10 first-team and six consensus All-American honorees and 12 players who combined for 118 years in the National Football League. Twelve of the Legends were drafted into the NFL, including nine first- or second-round draft choices.

In all, the collection of players combined for three national championships, eight ACC championships, 11 Super Bowl appearances, eight Super Bowl championships and 26 Pro Bowl appearances. Three of the Legends were named to their respective NFL All-Decade teams.

Snee, who was one of the most effective offensive linemen in BC history, earned second-team All-American honors and first-team All-Big East accolades as a guard for the Eagles in 2003.

A native of Montrose, Pa., Snee helped pave the way for BC's Derrick Knight to finish fourth nationally in rushing with 1,721 yards. In his three years as a starter for BC and head coach Tom O'Brien, he helped lead the Eagles to a 25-13 record, including bowl wins over Georgia, Toledo and Colorado State.

An early-entry into the 2004 NFL Draft, Snee was selected in the second round as the 34th overall pick by the New York Giants. Snee enjoyed a 10-year NFL career with the Giants, starting in 141 games, four times earning selection to the NFL Pro Bowl (2008, 2009, 2010, 2012) and three times being named an All-Pro (2008, 2009, 2010). He helped lead the Giants, under coach Tom Coughlin, to a pair of Super Bowl triumphs in Super Bowl XLII (2007) and Super Bowl XLVI (2011).

Snee and his wife, the former Katie Coughlin, the daughter of the Giants' head coach, now reside in Franklin Lakes, N.J.

# BC'S ACC LEGENDS

2005	DT Mike Ruth (1982-85)	2010	DB Tony Thurman (1981-85)
2006	QB Doug Flutie (1981-84)	2011	LB Steven Boyd (1991-94)
2007	TE Pete Mitchell (1991-94)	2012	OL Bob Hyland (1964-66)
2008	LB Steve DeOssie (1980-83)	2013	RB Mike Cloud (1995-98)
2009	DB Mike Mayock (1976-80)	2014	OL Chris Snee (2001-03)

# 30TH ANNIVERSARY

- 2014 marks the 30th anniversary one of the most memorable moments in BC - and all of college - football history: The "Miracle in Miami," which took place Nov. 23, 1984.
- Doug Flutie's** last-second, 48-yard "Hail Mary" touchdown pass to **Gerard Phelan** gave the Eagles a thrilling, 47-45 victory over Miami and secured its own enduring place in both Boston sports and college football lore.



## BC Graduation Success Rate Still Soars

- BC ranked fifth in the nation for overall Graduation Success Rate (GSR) in all sports among FBS (Football Bowl Subdivision) schools.
- BC's GSR score of 95 was only topped by Notre Dame (99), Stanford (98), Duke (97) and Northwestern (96). Central Florida also achieved a score of 95.
- Only nine other FBS schools received an overall GSR of over 90.
- The football team's score of 92 was tied for best in the Atlantic Coast Conference with Duke and tied for sixth in the nation. Only 10 FBS institutions received a football GSR of 90 or better.
- Twelve Boston College teams received a perfect GSR score of 100.

## Matchup Of The Minds

- Boston College (92 percent) and Penn State (87 percent) are the only teams meeting in bowl game that are both ranked in NCAA Graduation Rate Top 25.

## Plans For The Holy War

- BC and Notre Dame will play five times over the next 10 years.
- As previously announced, the Eagles and Irish will square off on Nov. 21, 2015 at Fenway Park. The two teams will meet again on Sept. 16, 2017 when the Fighting Irish come to Chestnut Hill, before meeting on Nov. 23, 2019 in South Bend.
- BC will travel to Notre Dame again in 2022 and the Irish will return to the Heights in 2025.

## A Special Game Ball

- After the Eagles defeated ninth-ranked USC on Sept. 13, head coach **Steve Addazio** presented **Welles Crowther's** ('99) parents, Alison and Jefferson, with a game ball.
- The Eagles wore red bandanna cleats, gloves and stripes on their helmets to honor the 9/11 hero and BC lacrosse player who died in the terrorist attacks saving at least a dozen people.
- The Crowthers were met with a standing ovation during the game and welcomed into the BC locker room after the game.

## Leading Eagles

- Graduates **Josh Bordner**, **Andy Gallik**, **Dominique Williams** and senior **Sean Duggan** are the captains of the 2014 team.

## Earning A Place

- Senior kicker **Joey Launceford** went from walk-on to scholarship recipient in 2014.
- Along with Launceford, senior wide receiver **Jeffrey Jay** and junior fullback **Sean Burke** earned scholarships as well.

## Like Father Like Son

- Senior tight end **Louie Addazio** transferred from Syracuse to Boston College for the 2013 season after his father accepted the head coaching position.
- The father-son coaching-playing pair are one of seven in Football Bowl Subdivision this season. (Colorado, Iowa, Iowa State Middle Tennessee, Utah and Wisconsin).

## #IceBucketChallenge Accepted

- On Aug. 7, head coach **Steve Addazio** accepted the "Ice Bucket Challenge," and challenge ESPN SportsCenter anchor Steve Levy, who completed his challenge later that night on SportsCenter.
- The Ice Bucket Challenge was a social media phenomenon that was popularized by former BC baseball captain **Pete Frates** ('07), who is currently battling ALS. Since the end of July, over \$140 million dollars had been donated to the ALS Association.
- On Sept. 13, at the game against USC, Frates and his family thanked the BC community via video for its support, donations and help in raising awareness.

## Update: BC vs. OSU

- Ohio State and Boston College have agreed to move their two-game series from 2020 and 2021 to 2023 and 2024. The two teams will meet on Sept. 9, 2023 in Columbus and on Sept. 2, 2024 at The Heights.


## Techy Eagles

- Due to a generous donation, the entire football team has the use of iPads for the 2014 season. Players can study the playbook and film and use them as aids in school work while on the road.

## A Boston College Tradition

- Freshman quarterback **Troy Flutie** is the fourth member of his family to play football at Boston College.
- His uncle, Doug won the 1984 Heisman Trophy and will forever live in college football history for his Hail Mary touchdown pass to Gerald Phelan at Miami.
- Troy's father, Darren, was a wide receiver for the Eagles from 1984-87 and ranks ninth all-time with 2,000 receiving yards. His 14 career touchdowns is tied for seventh in BC record books.
- The last Flutie to don the Maroon and Gold was his cousin, Billy, who played wide receiver from 2007-10. He is now the assistant director of facilities in the BC Athletic Department.





**C Andy GALLIK**  
all **ACC** second team

**G Bobby VARDARO**  
all **ACC** third team

**RB Jon HILLIMAN**  
all **ACC** third team

**T Ian SILBERMAN**  
all **ACC** honorable mention

**Boston College**

FWAA National Team of the Week (9/15)

**DC Don Brown**

Broyles Award nominee - nation's top assistant coach

**DB Manuel Asprilla**

All-New England  
ACC Defensive Back of the Week (11/3)  
BC's Perseverance Award

**OL Seth Betancourt**

ACSMA All-ACC Third Team  
BC's Offensive Coaches Award

**WR Josh Bordner**

BC's Scanlon Award - highest football honor given to a senior

**TE Jarrett Darmstatter**

BC's Unsung Hero Award

**LB Sean Duggan**

BC's Loyalty Award

**C Andy Gallik**

Rimington Trophy Finalist - nation's premier center  
ACSMA All-ACC First Team  
Coaches All-ACC Second Team  
ESPN.com All-ACC  
All-New England  
ACC Offensive Lineman of the Week (9/15)  
Phil Steele Midseason All-ACC First Team  
BC's Paul Cavanaugh Award - given to the player who's collective on and off the field accomplishments speaks volumes about his commitment to balance, a level-headed outlook on life, and perspective on volunteerism, ethics and the community

**RB Jon Hilliman**

ACSMA All-ACC Third Team  
Coaches All-ACC Third Team  
ECAC Rookie of the Week (9/15)  
College Sports Madness Rookie of the Year

**P Alex Howell**

All-New England

**DE Kevin Kavalec**

ACC Defensive Lineman of the Week (10/27)

**QB Tyler Murphy**

All-New England Team  
BC's William J. Flynn MVP Award  
ACC Offensive Back of the Week (9/15)  
Athlon ACC Player of the Week (9/15)  
College Sports Madness Offensive Player of the Week (10/12)  
Phil Steele Midseason All-ACC First Team  
BC's Orrie Scarminach Award - MVP of BC-Syracuse game

**LB Josh Keyes**

ACSMA All-ACC Honorable Mention  
Coaches All-ACC Third Team  
ACC Linebacker of the Week (9/15, 10/13)  
FWAA National Defensive Player of the Week (9/15)

Chuck Bednarik Award Player of the Week (9/15)

ECAC Co-Defensive Player of the Week (9/15)  
College Sports Madness Defensive Player of the Week (9/15)  
ECAC Defensive Player of the Week (10/12)  
Phil Steele Midseason All-ACC Second Team  
BC's Big Play Award

**DE Brian Mihalik**

ACC Defensive Lineman of the Week (10/13)  
BC's Defensive Coaches Award

**OL Ian Silberman**

ACSMA All-ACC Honorable Mention  
Coaches All-ACC Third Team

**OL Bobby Vardaro**

ACSMA All-ACC Honorable Mention  
Coaches All-ACC Honorable Mention  
BC's Gridiron Club Award - given to the student-athlete who displays the determination, enthusiasm, and spirit expected from a BC football player

**DB Dominique Williams**

BC's Jay McGillis Scholarship Award - given to a defensive back who best exemplifies the personal qualities of team dedication and leadership by example, an extraordinary competitive spirit, and personal concern for family, friends and teammates.



all-ACC defense **THIRD TEAM** honorees



# DEPTH CHART

## OFFENSE

LT	67	Seth Betancourt	6-6	300	Gr.
	74	Dave Bowen	6-7	291	Sr.
LG	76	Bobby Vardaro	6-5	299	Gr.
	77	Jon Baker	6-3	281	Fr.
C	59	Andy Gallik	6-3	304	Gr.
	50	Frank Taylor	6-3	297	Jr.
RG	70	Aaron Kramer	6-7	293	Gr.
	72	Jim Cashman	6-7	301	Jr.
RT	75	Ian Silberman	6-5	294	Gr.
	74	Dave Bowen	6-7	291	Sr.
Y or	88	Mike Giacone	6-5	262	Jr.
	81	Louie Addazio	6-3	256	Sr.
	46	Joel Rich	6-3	255	R-Fr.
QB	2	Tyler Murphy	6-2	213	Gr.
	4	Darius Wade	6-0	201	Fr.
RB or	23	Myles Willis	5-9	203	So.
	35	Tyler Rouse	5-8	194	So.
	32	Jon Hilliman	6-0	215	Fr.
	7	Marcus Outlow	5-10	207	Fr.
	38	Richard Wilson	5-10	212	Fr.
FB	36	Bobby Wolford	6-2	248	Jr.
	39	Sean Burke	5-11	234	Jr.
WR	83	Charlie Callinan	6-4	220	R-Fr.
	86	Jeffrey Jay	6-2	197	Sr.
	84	Nat Dixon	6-3	172	Fr.
WR or	8	Josh Bordner	6-4	230	Gr.
	85	Thadd Smith	5-9	167	Fr.
	14	Gabriel McClary	6-3	185	Fr.
WR	18	Dan Crimmins	6-5	237	Jr.
	11	Shakim Phillips	6-3	206	Gr.
	6	Sherman Alston	5-6	163	Fr.

## SPECIALISTS

K	42	Alex Howell	6-5	206	Sr.
	98	Mike Knoll	6-0	214	Fr.
P	42	Alex Howell	6-5	206	Sr.
	98	Mike Knoll	6-0	214	Fr.
S	53	Leonard Skubal	5-10	201	Jr.
	56	Michael Fischer	6-0	217	Jr.
H	2	Tyler Murphy	6-2	213	Gr.
	83	Charlie Callinan	6-4	220	R-Fr.
PR	6	Sherman Alston	5-6	163	Fr.
	85	Thadd Smith	5-9	167	Fr.
KR	23	Myles Willis	5-9	203	So.
	6	Sherman Alston	5-6	163	Fr.

## DEFENSE

DE	99	Brian Mihalik	6-9	295	Sr.
	87	Malachi Moore	6-4	274	Jr.
T	97	Truman Gutapfel	6-3	289	So.
	48	Nick Lifka	6-2	284	Sr.
N	90	Connor Wujciak	6-3	304	Sr.
	94	Noa Merritt	6-0	268	Fr.
DE	93	Kevin Kavalec	6-2	256	So.
	8	Harold Landry	6-3	257	Fr.
	or 95	Seyi Adebayo	6-3	245	Gr.
SLB	25	Josh Keyes	6-2	223	Sr.
	28	Matt Milano	6-1	220	So.
	55	Christian Lezzer	6-0	210	Fr.
MLB or	52	Steven Daniels	6-0	257	Jr.
	34	Sean Duggan	6-4	250	Sr.
13	Connor Strachan	6-2	231	Fr.	
WLB	30	Mike Strizak	6-2	229	Jr.
	44	Ty Schwab	6-1	212	Fr.
LC	21	Manuel Asprilla	5-11	183	Sr.
	20	Isaac Yiadom	6-1	170	Fr.
SS	9	Dominique Williams	6-0	220	Gr.
	19	Sean Sylvia	6-0	210	Gr.
FS	27	Justin Simmons	6-3	198	Jr.
	5	Ty-Meer Brown	6-0	201	Gr.
	49	Kevin Bletzer	6-2	198	Fr.
RC	43	John Johnson	6-0	194	So.
	37	Kamrin Moore	5-11	186	Fr.



## PRONUNCIATION GUIDE

Abdesmad, Mehdi.....	Ab-des-MAHD, Meh-DEE
Adebayo, Seyi .....	Ah-DAY-BY-oh, SHEA-ye
Asprilla, Manuel.....	A-SPREE-ah
Brown, Ty-Meer.....	Tie-MEER
Croteau, Cameron .....	CREW-toe
Gallik, Andy .....	GAL-ick
Giacone, Mike .....	GEE-uh-CONE
Gutapfel, Truman.....	GOOD-apple
Kavalec, Kevin .....	CAV-uh-lick
Keyes, Josh .....	KIZE
Mihalik, Brian .....	Mih-HAHL-ik
Moore, Malachi.....	MAL-a-KAI
Ntantang, Atem .....	AH-tem NEH-tan-TANG
Phillips, Shakim .....	Shah-KIM
Rouse, Tyler .....	Rhymes with "House"
Skubal, Leonard.....	SKOO-bull
Strachan, Connor .....	Struh-HAN
Strizak, Mike .....	STREE-zack
Swigert, Bobby.....	SWHY-gert
Wolford, Bobby .....	WHOA-ford
Wujciak, Connor.....	Woe-JACK
Yiadom, Isaac.....	Yuh-EYE-dum
Zoungrana, Joel Karim.....	ZOON-gra-na, Jo-ELL Ka-REEM



## ALPHABETICAL

No.	Name	Cl.	Pos.	Ht.	Wt.
45	Mehdi Abdesmad	Sr.	DL	6-7	297
* 81	Louie Addazio	Sr.	TE	6-3	256
95	Seyi Adebayo	GS	DE	6-3	245
6	Sherman Alston	Fr.	WR	5-6	163
*** 21	Manuel Asprilla	Sr.	DB	5-11	183
77	Jon Baker	Fr.	OL	6-3	281
80	Drew Barksdale	So.	WR	5-11	195
** 67	Seth Betancourt	Gr.	OL	6-6	300
49	Kevin Bletzer	Fr.	LB	6-2	198
8	Josh Bordner	Gr.	WR	6-4	230
74	Dave Bowen	Sr.	OL	6-7	291
41	Jack Bramswig	GS	WR	6-5	220
5	Ty-Meer Brown	Gr.	DB	6-0	201
39	Sean Burke	Jr.	FB	5-11	234
83	Charlie Callinan	R-Fr.	WR	6-4	220
61	A.J. Caruso	Jr.	LB	6-1	220
72	Jim Cashman	Jr.	OL	6-7	301
63	Austin Chapman	Fr.	TE	6-3	235
92	Kevin Cohee	Fr.	DL	6-2	245
57	Jack Cottrell	R-Fr.	DL	6-4	235
* 18	Dan Crimmins	Jr.	WR	6-5	237
49	Cameron Croteau	So.	TE	6-4	230
** 52	Steven Daniels	Jr.	LB	6-0	257
82	Jarrett Darmstatter	Gr.	TE	6-2	251
24	Allen Dawson	Fr.	DB	6-0	193
84	Nat Dixon	Fr.	WR	6-3	172
** 26	David Dudeck	Jr.	WR	5-11	196
*** 34	Sean Duggan	Sr.	LB	6-4	250
56	Michael Fischer	Jr.	LS	6-0	217
16	Troy Flutie	Fr.	QB	6-0	182
56	Hunter Forte	Fr.	LB	5-11	200
46	E.J. Fortenberry	So.	DB	5-9	163
*** 59	Andy Gallik	Gr.	C	6-3	304
* 88	Mike Giacone	Jr.	TE	6-5	262
* 97	Truman Gutapfel	So.	DT	6-3	289
58	James Hendren	Fr.	OL	6-7	287
32	Jon Hilliman	Fr.	RB	6-0	215
42	Alex Howell	Sr.	K/P	6-5	206
* 3	Harrison Jackson	Jr.	WR	6-2	205
86	Jeffrey Jay	Sr.	WR	6-2	197
* 43	John Johnson	So.	CB	6-0	194
* 33	Tim Joy	Jr.	LB	6-1	229
* 93	Kevin Kavalec	So.	DE	6-2	256
** 25	Josh Keyes	Sr.	LB	6-2	223
98	Mike Knoll	Fr.	K/P	6-0	214
70	Aaron Kramer	Gr.	OL	6-7	293
8	Harold Landry	Fr.	DL	6-3	257
30	Joey Launceford	Sr.	K	5-10	190
55	Christian Lezzer	Fr.	LB	6-0	210
48	Nick Lifka	Sr.	DL	6-2	284
37	Will Mahar	Fr.	PK	6-1	185
14	Gabriel McClary	Fr.	WR	6-3	185
94	Noa Merritt	Fr.	DL	6-0	268
*** 99	Brian Mihalik	Sr.	DL	6-9	295
** 28	Matt Milano	So.	LB	6-1	220
37	Kamrin Moore	Fr.	DB	5-11	186
87	Malachi Moore	Jr.	DE	6-7	274
2	Tyler Murphy	Gr.	QB	6-2	213
39	Atem Ntantang	R-Fr.	CB	5-11	188
7	Marcus Outlow	Fr.	RB	5-10	207
66	Noah Penders	Fr.	LB	6-6	208
11	Shakim Phillips	Gr.	WR	6-3	206
63	Frank Radici	Jr.	LB	6-1	225
46	Joel Rich	R-Fr.	TE	6-3	255
34	Griff Rogan	Sr.	WR	6-1	184
35	Tyler Rouse	So.	RB	5-8	194
73	Sam Schmal	Fr.	OL	6-6	287
44	Ty Schwab	Fr.	LB	6-1	212
47	Cameron Seward	Fr.	DB	6-0	219
75	Ian Silberman	Gr.	OL	6-5	294
* 27	Justin Simmons	Jr.	DB	6-3	198*
53	Leonard Skubal	Jr.	LS	5-10	201
85	Thadd Smith	Fr.	WR	5-9	167
41	Austin Stevens	Fr.	DL	6-3	256
13	Connor Strachan	Fr.	LB	6-2	231
* 30	Mike Strizak	Jr.	LB	6-2	229
89	Tommy Sweeney	Fr.	TE	6-5	239
*** 10	Bobby Swigert	Sr.	WR	6-0	197
** 19	Sean Sylvia	Gr.	DB	6-0	210
50	Frank Taylor	Jr.	OL	6-3	297
*** 76	Bobby Vardaro	Gr.	OL	6-5	299
91	Joseph Vitiello	Fr.	DL	6-4	250
4	Darius Wade	Fr.	QB	6-0	201
48	Jake Wilhelm	Jr.	K	5-8	146
** 9	Dominique Williams	Gr.	DB	6-0	220
*** 64	Harris Williams	Gr.	OL	6-3	299
* 23	Myles Willis	So.	RB	5-9	203
38	Richard Wilson	Fr.	RB	5-10	212
* 36	Bobby Wolford	Jr.	FB	6-2	248
** 90	Connor Wujciak	Sr.	DL	6-3	304
20	Isaac Yiadom	Fr.	DB	6-1	170
29	Joel Karim Zoungrana	Jr.	DB	6-0	197



## NUMERICAL

No.	Name	Cl.	Pos.	Ht.	Wt.	Previous School/Hometown
2	Tyler Murphy	Gr.	QB	6-2	213	Univ. of Florida/Wethersfield, Conn.
* 3	Harrison Jackson	Jr.	WR	6-2	205	Loudoun Valley/Round Hill, Va.
4	Darius Wade	Fr.	QB	6-0	201	Middletown/Middletown, Del.
5	Ty-Meer Brown	Gr.	DB	6-0	201	Univ. of Connecticut/McKeesport, Pa.
6	Sherman Alston	Fr.	WR	5-6	163	Saint Joseph (N.J.)/Harlem, N.Y.
7	Marcus Outlow	Fr.	RB	5-10	207	Norwich Free Acad./Norwich, Conn.
8	Josh Bordner	Gr.	WR	6-4	230	Century/Sykesville, Md.
8	Harold Landry	Fr.	DL	6-3	257	Pine Forest/Fayetteville, N.C.
** 9	Dominique Williams	Gr.	DB	6-0	220	Brockton/Brockton, Mass.
*** 10	Bobby Swigert	Sr.	WR	6-0	197	Louisville/Louisville, Ohio
11	Shakim Phillips	Gr.	WR	6-3	206	Univ. of Connecticut/Paterson, N.J.
13	Connor Strachan	Fr.	LB	6-2	231	St. Sebastian's/Wellesley, Mass.
14	Gabriel McClary	Fr.	WR	6-3	185	Winter Park/Orlando, Fla.
16	Troy Flutie	Fr.	QB	6-0	182	Natick/Natick, Mass.
* 18	Dan Crimmins	Jr.	WR	6-5	237	Demarest/Closter, N.J.
*** 19	Sean Sylvia	Gr.	DB	6-0	210	Cheshire Academy/Dartmouth, Mass.
20	Isaac Yiadom	Fr.	DB	6-1	170	Doherty Memorial/Worcester, Mass.
*** 21	Manuel Asprilla	Sr.	DB	5-11	183	Everett/Everett, Mass.
* 23	Myles Willis	So.	RB	5-9	203	Marist School/Conyers, Ga.
24	Allen Dawson	Fr.	DB	6-0	193	Cheshire Academy (Conn.)/Ft. Lauderdale, Fla.
** 25	Josh Keyes	Sr.	LB	6-2	223	Chatham/Ghent, N.Y.
** 27	David Dudeck	Jr.	WR	5-11	196	The Hun School/Hamilton, N.J.
* 28	Justin Simmons	Jr.	DB	6-3	198	Martin County/Stuart, Fla.
* 28	Matt Milano	So.	S	6-1	220	Dr. Phillips/Orlando, Fla.
29	Joel Karim Zoungrana	Jr.	DB	6-0	197	Champlain-Lennoxville/Montreal, Quebec
30	Joey Launceford	Sr.	K	5-10	190	O'Dea/Seattle, Wash.
* 30	Mike Strizak	Jr.	LB	6-2	229	Don Bosco Prep/Fair Lawn, N.J.
32	Jon Hilliman	Fr.	RB	6-0	215	Saint Peter's Prep/Plainfield, N.J.
* 33	Tim Joy	Jr.	LB	6-1	229	Chelmsford/Chelmsford, Mass.
*** 34	Sean Duggan	Sr.	LB	6-4	250	St. Xavier/Cincinnati, Ohio
34	Griff Rogan	Fr.	WR	6-1	184	Chaminade/Garden City, N.Y.
35	Tyler Rouse	So.	RB	5-8	194	Baker/Baldwinsville, N.Y.
* 36	Bobby Wolford	Jr.	TE	6-2	248	Bishop Kenny/Jacksonville, Fla.
37	Will Mahar	Fr.	PK	6-1	185	McQuaid Jesuit/Rochester, N.Y.
37	Kamrin Moore	Fr.	DB	5-11	186	Bishop Denis J. O'Connell/District Heights, Md.
38	Richard Wilson	Fr.	RB	5-10	212	Detroit Country Day/Southfield, Mich.
39	Atem Ntantang	R-Fr.	CB	5-11	188	Woodgrove/Purcellville, Va.
39	Sean Burke	Fr.	FB	5-11	234	LaSalle College/Lansdale, Pa.
41	Austin Stevens	Fr.	DL	6-3	256	Montclair/Montclair, N.J.
41	Jack Bramswig	GS	WR	6-5	220	Manhattanville College/Pleasantville, N.Y.
42	Alex Howell	Sr.	K/P	6-5	206	West Florence/Florence, S.C. *
43	John Johnson	So.	CB	6-0	194	Northwestern/West Hyattsville, Md.
44	Ty Schwab	Fr.	LB	6-1	212	Merritt Island/Merritt Island, Fla.
* 45	Mehdi Abdesmad	Sr.	DL	6-7	297	Cegep du Vieux-Montreal/Montreal, Quebec
46	E.J. Fortenberry	So.	DB	5-9	163	Crossroads/Santa Monica, Calif.
46	Joel Rich	R-Fr.	TE	6-3	255	St. Thomas Aquinas/Paris, Ohio
47	Cameron Seward	Fr.	DB	6-0	219	Westminster Schools/Dunwoody, Ga.
48	Nick Lifka	Sr.	DL	6-2	284	Naperville North/Naperville, Ill.
48	Jake Wilhelm	Jr.	K	5-8	146	St. Edward/Amherst, Ohio
49	Kevin Bletzer	Fr.	LB	6-2	198	Catholic Memorial/West Roxbury, Mass.
49	Cameron Croteau	So.	TE	6-4	230	Marin Catholic/Novato, Calif.
50	Frank Taylor	Jr.	OL	6-3	297	Archbishop Wood/Warrington, Pa.
** 52	Steven Daniels	Jr.	LB	6-0	257	Worcester Academy/Cincinnati, Ohio\
* 53	Leonard Skubal	Jr.	LS	5-10	201	St. Thomas Aquinas/Deerfield Beach, Fla.
55	Christian Lezzer	Fr.	LB	6-0	210	Clearfield/Clearfield, Pa.
56	Michael Fischer	Jr.	LS	6-0	217	St. Sebastian's/Wellesley, Mass.
56	Hunter Forte	Fr.	LB	5-11	200	Chaminade/St. Louis, Mo.
57	Jack Cottrell	R-Fr.	DL	6-4	235	Eden Prairie/Eden Prairie, Minn.
58	James Hendren	Fr.	OL	6-7	287	Dexter School/Medfield, Mass.
*** 59	Andy Gallik	Gr.	C	6-3	304	Brother Rice/Evergreen Park, Ill.
61	A.J. Caruso	Jr.	LB	6-1	220	Ocean Township/West Allenhurst, N.J.
63	Austin Chapman	Fr.	TE	6-3	235	Westminster Schools/Atlanta, Ga.
63	Frank Radici	Jr.	LB	6-1	225	Amherst College/Montville, N.J.
*** 64	Harris Williams	Gr.	OL	6-3	299	Proctor Academy/Lynn, Mass.
66	Noah Penders	Fr.	LB	6-6	208	Seton Hall Prep/Westfield, N.J.
** 67	Seth Betancourt	Gr.	OL	6-6	300	St. Joseph's Prep (Pa.)/Riverside, N.J.
70	Aaron Kramer	Fr.	OL	6-7	293	Duxbury/Duxbury, Mass.
72	Jim Cashman	Jr.	OL	6-7	301	Haddonfield Memorial/Haddonfield, N.J.
73	Sam Schmal	Fr.	OL	6-6	287	Westminster Schools/Atlanta, Ga.
74	Dave Bowen	Sr.	OL	6-7	291	Radnor/Villanova, Pa.
75	Ian Silberman	Gr.	OL	6-5	294	Univ. of Florida/Fleming Island, Fla.
*** 76	Bobby Vardaro	Gr.	OL	6-5	299	Phillips Andover/North Reading, Mass.
77	Jon Baker	Fr.	OL	6-3	281	Millis/Millis, Mass.
80	Drew Barksdale	So.	WR	5-11	195	Solon/Solon, Ohio
* 81	Louie Addazio	Sr.	TE	6-3	256	Syracuse Univ./Gainesville, Fla.
82	Jarrett Darmstatter	Gr.	TE	6-2	251	Barnegat/Barnegat, N.J.
83	Charlie Callinan	R-Fr.	WR	6-4	220	Saint Peter's Prep/Westfield, N.J.
84	Nat Dixon	Fr.	WR	6-3	172	Mosley/Lynn Haven, Fla.
85	Thadd Smith	Fr.	WR	5-9	167	Cardinal O'Hara/Yeadon, Pa.
86	Jeffrey Jay	Sr.	WR	6-2	197	Brunswick School/Greenwich, Conn.
87	Malachi Moore	Jr.	DE	6-7	274	Pope John XXIII/Hackettstown, N.J.
* 88	Mike Giacone	Jr.	TE	6-5	262	Saint Peter's Prep/Westfield, N.J.
89	Tommy Sweeney	Fr.	TE	6-5	239	Don Bosco Prep/Ramsey, N.J.
** 90	Connor Wujciak	Sr.	DL	6-3	304	Seton Hall Prep/West Caldwell, N.J.
91	Joseph Vitiello	Fr.	DL	6-4	250	Immaculata/Bridgewater, N.J.
92	Kevin Cohee	Fr.	DL	6-2	245	Roxbury Latin/Chestnut Hill, Mass.
* 93	Kevin Kavalec	So.	DE	6-2	256	Saint Ignatius/Middleburg Heights, Ohio
94	Noa Merritt	Fr.	DL	6-0	268	Pope John XXIII/Sparta, N.J.
* 95	Seyi Adebayo	GS	DE	6-3	245	Columbia University/Glendale, Ariz.
* 97	Truman Gutapfel	So.	DT	6-3	289	Harrison/Harrison, Ohio
98	Mike Knoll	Fr.	K/P	6-0	214	Walsh Jesuit/Copley, Ohio
*** 99	Brian Mihalik	Sr.	DL	6-9	295	Avon Lake/Avon Lake, Ohio





# TRACKING THE EAGLES' OPPONENTS



## CLEMSON 9-3, 6-2 (ACC)

Sat, Aug 30	@ Georgia	L, 45-21
Sat, Sept 6	S Carolina St	W, 73-7
Sat, Sept 20	@ #1 Florida State	L, 23-17 OT
Sat, Sept 27	North Carolina	W, 50-35
Sat, Oct 4	NC State	W, 41-0
Sat, Oct 11	Louisville	W, 23-17
Sat, Oct 18	@ Boston College	W, 17-13
Sat, Oct 25	Syracuse	W, 16-6
Thu, Nov 6	@ Wake Forest	W, 34-20
Sat, Nov 15	@ Georgia Tech	L, 28-6
Sat, Nov 22	Georgia State	W, 28-0
Sat, Nov 29	South Carolina	W, 35-17
Mon, Dec 29	vs. Oklahoma	5:30 p.m.



## COLORADO STATE 10-2, 6-2 (MWC)

Fri, Aug 29	Colorado	W, 31-17
Sat, Sept 6	@ Boise State	L, 37-24
Sat, Sept 13	UC Davis	W, 49-21
Sat, Sept 27	@ Boston College	W, 24-21
Sat, Oct 4	Tulsa	W, 42-17
Sat, Oct 11	@ Nevada	W, 31-24
Sat, Oct 18	Utah State	W, 16-13
Sat, Oct 25	Wyoming	W, 45-31
Sat, Nov 1	@ San Jose State	W, 38-31
Sat, Nov 8	Hawaii	W, 49-22
Sat, Nov 22	New Mexico	W, 58-20
Fri, Nov 28	@ Air Force	L, 27-24
Sat, Dec 20	vs. Utah	3:30 p.m.



## FLORIDA STATE 13-0, 8-0 (ACC)

Sat, Aug 30	OK State	W, 37-31
Sat, Sept 6	Citadel	W, 37-12
Sat, Sept 20	Clemson	W, 23-17 OT
Sat, Sept 27	@ NC State	W, 56-41
Sat, Oct 4	Wake Forest	W, 43-3
Sat, Oct 11	@ Syracuse	W, 38-20
Sat, Oct 18	Notre Dame	W, 31-27
Thu, Oct 30	@ Louisville	W, 42-31
Sat, Nov 8	Virginia	W, 34-20
Sat, Nov 15	@ Miami (FL)	W, 30-26
Sat, Nov 22	Boston College	W, 20-17
Sat, Nov 29	Florida	W, 24-19
Sat, Dec 6	vs. Georgia Tech	W, 37-35
Thu, Jan 1	vs. Oregon	5 p.m.



## LOUISVILLE 9-3, 5-3 (ACC)

Mon, Sept 1	Miami (FL)	W, 31-13
Sat, Sept 6	Murray State	W, 66-21
Sat, Sept 13	@ Virginia	L, 23-21
Sat, Sept 20	@ FIU	W, 34-3
Sat, Sept 27	Wake Forest	W, 20-10
Fri, Oct 3	@ Syracuse	W, 28-6
Sat, Oct 11	@ Clemson	L, 23-17
Sat, Oct 18	NC State	W, 30-18
Thu, Oct 30	Florida State	L, 42-31
Sat, Nov 8	@ Boston College	W, 38-19
Sat, Nov 22	@ Notre Dame	W, 31-28
Sat, Nov 29	Kentucky	W, 44-40
Tue, Dec 30	vs. Georgia	6:30 p.m.



## MAINE 5-6, 4-4 (CAA)

Sat, Aug 30	Norfolk State	W, 10-6
Sat, Sept 13	@ Bryant	L, 13-10
Sat, Sept 20	@ Boston College	L, 40-10
Sat, Sept 27	@ Towson	W, 27-24
Sat, Oct 4	Villanova	L, 41-20
Sat, Oct 11	@ Stony Brook	L, 19-7
Sat, Oct 18	Albany	L, 20-7
Sat, Oct 25	@ Rhode Island	W, 20-14
Sat, Nov 8	Richmond	W, 33-20
Sat, Nov 15	@ Elon	W, 24-17
Sat, Nov 22	New Hampshire	L, 20-12



## MASSACHUSETTS 3-9, 3-5 (MAC)

Sat, Aug 30	Boston College	L, 30-7
Sat, Sept 6	Colorado	L, 41-38
Sat, Sept 13	@ Vanderbilt	L, 34-31
Sat, Sept 20	@ Penn State	L, 48-7
Sat, Sept 27	Bowling Green	L, 47-42
Sat, Oct 4	@ Miami (OH)	L, 42-41
Sat, Oct 11	@ Kent State	W, 40-17
Sat, Oct 18	E. Michigan	W, 36-14
Sat, Oct 25	@ Toledo	L, 42-35
Wed, Nov 12	Ball State	W, 24-10
Tue, Nov 18	@ Akron	L, 30-6
Fri, Nov 28	Buffalo	L, 41-21



## NC STATE 7-5, 3-5 (ACC)

Sat, Aug 30	Ga. Southern	W, 24-23
Sat, Sept 6	Old Dominion	W, 46-34
Sat, Sept 13	@ South Florida	W, 49-17
Sat, Sept 20	Presbyterian	W, 42-0
Sat, Sept 27	#1 Florida State	L, 56-41
Sat, Oct 4	@ Clemson	L, 41-0
Sat, Oct 11	Boston College	L, 30-14
Sat, Oct 18	@ Louisville	L, 30-18
Sat, Nov 1	@ Syracuse	W, 24-17
Sat, Nov 8	Georgia Tech	L, 56-23
Sat, Nov 15	Wake Forest	W, 42-13
Sat, Nov 29	@ North Carolina	W, 35-7
Fri, Dec 25	vs. UCF	8 p.m.



## PITTSBURGH 6-6, 4-4 (ACC)

Sat, Aug 30	Delaware	W, 62-0
Fri, Sept 5	@ BC	W, 30-20
Sat, Sept 13	@ FIU	W, 42-25
Sat, Sept 20	Iowa	L, 24-20
Sat, Sept 27	Akron	L, 21-10
Sat, Oct 4	@ Virginia	L, 24-19
Thu, Oct 16	Virginia Tech	W, 21-16
Sat, Oct 25	Georgia Tech	L, 56-28
Sat, Nov 1	Duke	L, 51-48 2OT
Sat, Nov 15	@ North Carolina	L, 40-35
Sat, Nov 22	Syracuse	W, 30-7
Sat, Nov 29	@ Miami (FL)	W, 35-23
Fri, Jan 2	vs. Houston	Noon



## SOUTHERN CAL 8-4, 6-3 (PAC-12)

Sat, Aug 30	Fresno State	W, 53-13
Sat, Sept 6	@ Stanford	W, 13-10
Sat, Sept 13	@ BC	L, 37-31
Sat, Sept 27	Oregon State	W, 35-10
Sat, Oct 4	Arizona State	L, 38-34
Sat, Oct 11	@ Arizona	W, 28-26
Sat, Oct 18	Colorado	W, 56-28
Sat, Oct 25	@ Utah	L, 24-21
Sat, Nov 1	@ Washington St	W, 44-17
Thu, Nov 13	California	W, 38-30
Sat, Nov 22	@ UCLA	L, 38-20
Sat, Nov 29	Notre Dame	W, 49-14
Sat, Dec 27	vs. Nebraska	8 p.m.



## SYRACUSE 3-9, 1-7 (ACC)

Fri, Aug 29	Villanova	W, 27-26 2OT
Sat, Sept 13	@ C Michigan	W, 40-3
Sat, Sept 20	Maryland	L, 34-20
Sat, Sept 27	Notre Dame	L, 31-15
Fri, Oct 3	Louisville	L, 28-6
Sat, Oct 11	Florida State	L, 38-20
Sat, Oct 18	@ Wake Forest	W, 30-7
Sat, Oct 25	@ Clemson	L, 16-6
Sat, Nov 1	NC State	L, 24-17
Sat, Nov 8	Duke	L, 27-10
Sat, Nov 22	@ Pittsburgh	L, 27-10
Sat, Nov 29	@ Boston College	L, 28-7



## VIRGINIA TECH 6-6, 3-5 (ACC)

Sat, Aug 30	William & Mary	W, 34-9
Sat, Sept 6	@ Ohio State	W, 35-21
Sat, Sept 13	East Carolina	L, 28-21
Sat, Sept 20	Georgia Tech	L, 27-24
Sat, Sept 27	W. Michigan	W, 35-17
Sat, Oct 4	@ North Carolina	W, 34-17
Thu, Oct 16	@ Pittsburgh	L, 21-16
Thu, Oct 23	Miami (FL)	L, 30-6
Sat, Nov 1	Boston College	L, 33-31
Sat, Nov 15	@ Duke	W, 17-16
Sat, Nov 22	@ Wake Forest	L, 6-3 2OT
Fri, Nov 28	Virginia	W, 24-20
Sat, Dec 27	vs. Cincinnati	1 p.m.



## WAKE FOREST 3-9, 1-7 (ACC)

Thu, Aug 28	@ UL Monroe	L, 17-10
Sat, Sept 6	Gardner-Webb	W, 23-7
Sat, Sept 13	@ Utah State	L, 36-24
Sat, Sept 20	Army	W, 24-21
Sat, Sept 27	@ Louisville	L, 20-10
Sat, Oct 4	@ Florida State	L, 43-3
Sat, Oct 18	Syracuse	L, 30-7
Sat, Oct 25	Boston College	L, 23-17
Thu, Nov 6	Clemson	L, 34-20
Sat, Nov 15	@ NC State	L, 42-13
Sat, Nov 22	Virginia Tech	W, 6-3 2OT
Sat, Nov 29	@ Duke	L, 41-21



# EAGLES IN THE NFL

<b>Will Blackmon +</b>	Jacksonville	CB	<b>Al Louis-Jean</b>	Chicago	CB
<b>Anthony Castonzo</b>	Indianapolis	OT	<b>Chris Pantale</b>	NY Jets	TE
<b>Gosder Cherilus</b>	Indianapolis	OT	<b>Kevin Pierre-Louis +</b>	Seattle	LB
<b>Jo-Lonn Dunbar</b>	St. Louis	LB	<b>Ryan Quigley</b>	NY Jets	P
<b>Kasim Edebali</b>	New Orleans	LB	<b>B.J. Raji*</b>	Green Bay	DE
<b>Matt Hasselbeck</b>	Indianapolis	QB	<b>Kaleb Ramsey^</b>	San Francisco	DT
<b>Mark Herzlich</b>	NY Giants	LB	<b>Matt Ryan</b>	Atlanta	QB
<b>Mathias Kiwanuka</b>	NY Giants	DE	<b>Damik Scafe +</b>	San Diego	DE
<b>Luke Kuechly</b>	Carolina	LB	<b>Andre Williams</b>	NY Giants	RB

\* - out for season with injury  
 ^ - on the physically unable to preform list  
 + - placed on injured reserve



# EAGLE SPOTLIGHT

**Matt Ryan**  
 Quarterback  
 Atlanta Falcons

- Became the first quarterback in Falcons' history to throw for 4,000 yards in three straight seasons.
- Also holds the franchise record for career passing yards.
- Fourth in the NFL with 4,112 total passing yards and 294 yards/game.
- Also tied for eighth with 27 touchdowns on the season.



**Andre Williams**  
 New York Giants  
 Running Back

- Played in all 14 games for the Giants, making five starts as a rookie.
- Tallied 568 rushing yards and six touchdowns.
- Recorded first career 100-yard rushing game against Tennessee (12/7), tallying 131 on 24 carries and a career-long 50-yard run.
- Also has 111 receiving yards on 15 catches.

**Luke Kuechly**  
 Carolina Panthers  
 Linebacker

- Leads the NFL with 138 tackles.
- Fourth in the league with 88 solo stops
- Also has three sacks for a loss of 19 yards, one interception, forced fumble and a fumble recovery on the season.
- Holds the Panthers' record for tackles a season for 2013 and 2012.

## LUKE KUECHLY

**2013 NFL DEFENSIVE  
 PLAYER OF THE YEAR**

**2012 NFL DEFENSIVE  
 ROOKIE OF THE YEAR**







## THE EAGLES . . .

### RUSHING

Had 500+ yards ..... 549 at Massachusetts, 11/24/73  
 Had 400+ yards.....413 vs. Maine, 9/20/14  
 Had 300+ yards.....310 at NC State, 10/11/14  
 Had 70+ rushing attempts.....71 vs. Northwestern, 9/12/92  
 Had 60+ rushing attempts.....64 vs. Maine, 9/20/14  
 Had 50+ rushing attempts..... 57 at NC State, 10/11/14  
 Had six or more rush touchdowns..... 7 vs. Temple, 9/25/93  
 Had five rush touchdowns ..... vs. Southern Carolina, 9/13/14  
 Had four rush touchdowns..... at NC State, 10/11/14

### PASSING

Had 300+ yards..... 369 vs. Wake Forest, 11/3/12  
 Had 50+ pass attempts ..... 51 vs. Wake Forest, 11/3/12  
 Had 25+ completions..... 30 vs. Wake Forest, 11/3/12  
 Had four or more passes intercepted ..... 4 vs. Louisville, 11/8/14  
 Had three or more passes intercepted ..... 3 at Wake Forest, 11/3/12

### COMBINATION OFFENSE

Teammates with 100+ yards rushing .....  
 ..... L.V. Whitworth (118) & Andre Callender (105) vs. Duke, 11/11/06  
 Teammates with 100+ yards receiving .....  
 ..... Clarence Gannon (115) & Pete Mitchell (110) vs. Pittsburgh, 11/13/93  
 Three or more players ran for touchdowns .....  
 ..... Tyler Rouse, Jon Hilliman, Sherman Alston, Tyler Murphy vs. USC, 9/13/14

### TOTAL OFFENSE

Had 600+ yards ..... 648 vs. Temple, 10/11/03  
 Had 500+ yards.....549 vs. Maine, 9/20/14  
 Had more than 550 yards ..... 578 at NC State, 10/4/08  
 Had 400+ yards ..... 411 at NC State, 10/11/14

### SCORING

Returned a kickoff for a touchdown .....  
 ..... Myles Willis vs. Syracuse (95 yards), 11/29/14  
 Returned a punt for a touchdown ..... Spiffy Evans vs. Maine (82 yards), 9/5/12  
 Returned a blocked punt for a touchdown .....  
 ..... Roderick Rollins vs. Clemson (14 yards), 11/1/08  
 Returned an interception for a touchdown .....  
 ..... Kevin Pierre-Louis (33 yards) vs. Virginia Tech, 11/2/13  
 Returned a fumble for a touchdown .....  
 ..... Nick Clancy (16 yards), Kevin Pierre-Louis (96 yards) vs. UMass, 9/24/11  
 Returned two fumbles for touchdowns .....  
 ..... Nick Clancy(16 yards), Kevin Pierre-Louis (96 yards) vs. UMass, 9/24/11  
 Scored 60+ points ..... 66-14 win vs. Temple, 9/25/93  
 Won by 50+ points ..... 54-0 vs. Northeastern, 9/5/09  
 Scored a safety ..... vs. Miami, 9/1/12  
 Held opponent scoreless ..... 54-0 vs. Northeastern, 9/5/09  
 Was held scoreless..... 19-0 loss vs. Virginia Tech, 9/25/10

### HALF-BY-HALF SCORING

Both teams were scoreless after first half..... vs. Cincinnati (L, 24-6), 9/27/97  
 Led after three quarters and lost .....vs. Colorado State (L, 24-21 - led 21-14), 9/27/14  
 Trailed after three quarters and won ..... at Virginia (W, 14-10 - trailed 10-7), 11/14/09

### HALF-BY-HALF OFFENSE

Totaled 300+ yards in a half .....318 in first half at Georgia Tech, 9/15/07  
 Rushed for three or more touchdowns in a half .....  
 ..... 3 in first half at NC State, 10/11/14  
 Rushed for three or more touchdowns in a quarter .....  
 .....3 in second quarter vs. Southern California, 9/13/14  
 Passed for three or more touchdowns in a half .....  
 ..... 3 in first half vs. Boise State, 12/28/05  
 Scored five or more touchdowns in half ..... 5 in first half vs. Northeastern, 9/5/09

### TURNOVERS

Did not commit a turnover ..... at Florida State, 11/22/14  
 Committed six or more turnovers ..... 5 INTs, 1 fumble vs. North Carolina, 11/21/09

### DEFENSE

Allowed 500+ yards of total offense ..... 529 vs. Arizona, 12/31/13  
 Held opponent to 100 or fewer yards ..... 92 vs. Buffalo, 10/28/06

### SPECIAL TEAMS

Did not punt ..... at Syracuse, 10/2/93  
 Blocked a punt ..... Manuel Asprilla at Maryland (Nathan Renfro), 11/23/13  
 Blocked a field goal ..... Connor Wujciak at Virginia Tech (Joey Slye), 11/1/14  
 Blocked a PAT ..... Jo-Lonn Dunbar Clemson (Jad Dean), 9/9/06 (2OT)  
 Missed a PAT ..... Joey Launceford vs. Louisville, 11/8/14  
 Had PAT Blocked .....Alex Howell at Wake Forest, 10/25/14  
 Returned multiple kickoffs for a touchdown ..... Never  
 Returned multiple punts for a touchdown .....  
 ..... DeJuan Tribble (41) and Will Blackmon (71) at West Virginia, 11/13/04

## AN EAGLE . . .

### RUSHING

Had a touchdown run of 60+ yards ..... Myles Willis (68) at Virginia Tech, 11/1/14  
 Had a touchdown run of 70+ yards ..... Tyler Murphy (71) vs. Maine, 9/20/14  
 Had a touchdown run of 80+ yards .....Andre Williams (80) vs. New Mexico St., 11/9/13  
 Rushed for 200+ yards ..... Andre Williams (295) vs. New Mexico St., 11/9/13  
 Rushed for 300+ yards .....Andre Williams (339) vs. NC State, 11/16/13

### PASSING

Had a touchdown pass of 70+ yards .....  
 ..... Alex Amidon from Chase Rettig (74) at Maryland, 11/23/13  
 Had a touchdown pass of 60+ yards .....  
 ..... Mike Naples from Chase Rettig (69) at New Mexico St., 11/9/13  
 Had a touchdown pass of 50+ yards .....  
 ..... Bobby Swigert from Chase Rettig (58) vs. Notre Dame, 10/2/10  
 Passed for 400+ yards ..... Chase Rettig (441) vs. Miami, 9/1/12  
 Attempted 50+ passes ..... Chase Rettig (51) vs. Miami, 9/1/12  
 Threw five or more touchdown passes ..... Matt Ryan (5) vs. Wake Forest, 9/1/07  
 Threw three or more interceptions ..... Tyler Murphy (4) vs. Louisville, 11/8/14

### RECEIVING

Caught 10+ passes ..... Alex Amidon (10) vs. Arizona, 12/31/13  
 Had 200+ yards receiving ..... Gerard Phelan (226) at Miami, 11/23/84  
 Caught three or more touchdown passes ..... Kelvin Martin (3) at Holy Cross, 11/22/86

### TOTAL OFFENSE

Had 400+ yards of total offense ..... Chris Crane (470) at NC State, 10/4/08  
 Scored three or more touchdowns ..... Andre Williams (5 rush) vs. Army, 10/3/13

### DEFENSE

Intercepted three or more passes .....Jamie Silva (3) vs. Bowling Green, 10/6/07  
 Recorded 15+ tackles.....Steele Divitto (18) vs. New Mexico State, 11/9/13  
 Recorded 20+ tackles..... Nick Clancy (25) at Northwestern, 9/15/12  
 Recorded three or more sacks ..... B.J. Raji (3.0) at NC State, 10/4/08

### SPECIAL TEAMS

Scored 15+ points kicking ..... Sandro Sciortino (15) vs. Toledo, 12/26/02  
 Made four or more field goals ..... Nate Freese (36, 45, 52, 32) vs. Wake Forest, 10/1/11  
 Missed three or more field goals ..... Ryan Ohliger (42, 36, 30) vs. Virginia, 10/8/05  
 Attempted five or more field goals .....  
 ..... Steve Aponavicius (4-for-5) at Maryland, 11/128/09





## THE OTHER TEAM . . .

### RUSHING

Had 300+ yards ..... Pittsburgh (303), 9/5/14  
 Had 70+ rushing attempts ..... Georgia Tech (76), 10/20/12  
 Had 60+ rushing attempts..... Army (65), 10/5/13  
 Had four or more rush touchdowns ..... Georgia Tech (4), 10/20/12

### PASSING

Had 400+ yards ..... Florida State (448), 10/13/12  
 Had 300+ yards ..... Southern California (317), 9/13/14  
 Had 50+ pass attempts ..... New Mexico State (57), 11/9/13  
 Had 40+ pass attempts..... Clemson (46), 10/18/14  
 Had 40+ completions ..... New Mexico State (43), 11/9/13  
 Had 25+ completions..... Virginia Tech (31), 11/1/14  
 Had three or more passing touchdowns ..... Southern California (4), 9/13/14  
 Had three or more passes intercepted ..... Villanova (3), 8/31/13

### COMBINATION OFFENSE

Teammates with 100+ yards rushing .....  
 ..... Diamond Ferri (141) & Damien Rhodes (107) of Syracuse, 11/27/04  
 Teammates with 100+ yards receiving  
 ..... Kenny Shaw (125) & Rodney Smith (108) of Florida State, 10/13/12  
 Had 100-yard receiver and rusher.....  
 ..... Nate Phillips (193) & Ka'Deem Carey (176) of Arizona, 12/31/13

### TOTAL OFFENSE

Had 500+ yards..... Arizona (529), 12/31/13  
 Had 400+ yards .....Louisville (423), 11/8/14  
 Had fewer than 100 yards ..... Buffalo (-12 rush, 104 pass), 10/28/06

### SCORING

Returned a kickoff for a touchdown ... Jesse Julmiste (100) of Massachusetts, 9/24/11  
 Returned a punt for a touchdown ..... C.J. Spiller (77) of Clemson, 9/19/09  
 Returned a blocked punt for a touchdown ..... D.J. Green (9) of NC State, 10/9/10  
 Returned an interception for a touchdown .... William Parks (69) of Arizona, 12/31/13  
 Returned a fumble for a touchdown.....Vic Beasley (13) of Clemson, 10/12/13

### TURNOVERS

Did not commit a turnover..... Clemson, 10/18/14  
 Committed five or more turnovers ..... Wake Forest (5), 11/6/10  
 Lost three or more fumbles ..... Georgia Tech (3), 9/6/08

### DEFENSE

Allowed 500+ yards of total offense..... Southern California (506), 9/13/14  
 Allowed 400+ yards of total offense ..... NC State (411), 10/11/14  
 Held BC to 100 or fewer yards ..... 54 at Clemson (29 rush, 25 pass), 9/19/09  
 Scored a safety ..... Georgia Tech, 9/6/08

### SPECIAL TEAMS

Did not punt..... Miami, 11/26/96  
 Blocked a punt ..... Wake Forest blocked Nate Freese, 9/6/13  
 Blocked punt returned for a touchdown ..... D.J. Green (9) of NC State, 10/9/10  
 Blocked a field goal ..... Eric Franklin (Maryland) blocked Nate Freese, 10/29/11  
 Bocked a PAT and scored.....  
 .. Marcus Whitfield (Maryland) blocked Nate Freese & Anthony Nixon scored, 11/23/13  
 Missed a PAT ..... North Carolina, 10/26/13

## AN OPPOSING PLAYER . . .

### RUSHING

Had a touchdown run of 80+ yards ..... Daniel Grochowski (80) of Army, 10/5/13  
 Had a touchdown run of 70+ yards .....  
 .....Brandon Pendergrass (76) of Wake Forest, 9/29/09  
 Rushed for 200+ yards ..... James Conner (214) of Pittsburgh, 9/5/14

### PASSING

Had a touchdown pass of 70+ yards .....  
 .....Tajae Sharpe from Blake Frohnapfel (77) of Massachusetts, 8/30/14  
 Passed for 300+ yards ..... Michael Brewer (345) of Virginia Tech, 11/1/14  
 Completed 30+ passes .....Michael Brewer (31) of Virginia Tech, 11/1/14  
 Threw three or more interceptions ..... Caleb Rowe (3) of Maryland, 10/27/12

### RECEIVING

Caught 10+ passes .....Artavis Scott (10) of Clemson, 10/18/14  
 Had 100+ yards receiving ..... Rashad Greene (106) of Florida State, 11/22/14  
 Caught two or more touchdown passes .....Brandon Radcliff (2) of Louisville, 11/8/14

### TOTAL OFFENSE

Had 400+ yards of total offense .....Logan Thomas (429) of Virginia Tech, 11/2/13  
 Scored three or more touchdowns .....Reggie Bonnafon (3) of Louisville, 11/8/14

### DEFENSE

Intercepted two or more passes ..... Gerod Holliman (3) of Louisville, 11/8/14  
 Recorded 15+ tackles ..... Robert Caldwell (17) of NC State, 11/16/13

### SPECIAL TEAMS

Scored 10+ points kicking ..... Chris Blewitt (12) of Pittsburgh, 9/5/14  
 Made three or more field goals ..... Chris Blewitt (49, 42, 41) of Pittsburgh, 9/5/14  
 Missed three or more field goals ..... Jared McLaughlin (47, 44, 51) of BYU, 9/16/06  
 Attempted five or more field goals ....Jeff Budzien (5-for-5) of Northwestern, 9/15/12



# HEAD COACH STEVE ADDAZIO



<b>HOMETOWN</b>	Farmington, Conn.
<b>HIGH SCHOOL</b>	Farmington
<b>ALMA MATER</b>	CCSU, 1981
<b>MASTER'S</b>	CCSU, 1985
<b>YEARS COACHING</b>	28th season
<b>YEARS COACHING at BC</b>	second season
<b>WIFE</b>	Kathleen Donoghue
<b>CHILDREN</b>	Nicole, Jessica and Louie

Steve Addazio was named Boston College's 35th head football coach in December of 2012 and wasted no time making his mark on the program.

Now in his 28th season as a football coach, Addazio took over an Eagles program that had suffered back-to-back losing seasons for the first time in 14 years (including a 2-10 mark in 2012) and engineered a remarkable turnaround. The 2013 Eagles won seven games en route to their first bowl game appearance in three seasons while Addazio and his staff broke new ground in recruiting and social media. He has overseen renovations and overhauls to BC's football facilities and implemented new programs and traditions to bond the student-athletes with the student body and fans.

From the moment he was hired, Addazio said the Eagles would run the football and in 2013 he proved it. Senior running back Andre Williams led the nation in rushing, earned the Doak Walker Award as the nation's premier running back and took a trip to New York as one of six finalists for the Heisman Trophy. Williams, a consensus All-America selection, finished the season ranked fifth among all FBS running backs in the history of college football in single-season rushing yards with 2,177. The ground game was accompanied by a solid passing game led by quarterback Chase Rettig and receiver Alex Amidon, who established school records for receptions and receiving yards. Ten players from that team were either drafted or signed NFL free agency contracts in 2014, including Williams (fourth round, New York Giants), linebacker Kevin Pierre-Louis (fourth, Seattle Seahawks), place-kicker Nate Freese (seventh, Detroit Lions) and defensive tackle Kaleb Ramsey (seventh, San Francisco 49ers).

Off the field, Addazio's big personality played well with his team at a time it was sorely needed. "He genuinely cares about the students," Athletics Director Brad Bates said. "He can be incredibly demanding on the players on and off the field because there's that sincerity in what he does."

Addazio's coaching pedigree includes 13 postseason bowl games (including six BCS bowl games) and two national titles while on the coaching staff at the University of Florida (a 41-14 win over Ohio State on Jan. 8, 2007 in Glendale, Ariz., and a 24-14 win over Oklahoma on Jan. 8, 2009 in Miami, Fla.).

Prior to his arrival in Chestnut Hill, Addazio led the Temple University Owls in a two-year period of success, transition and growth. Addazio coached the Owls to a nine-win campaign and a bowl victory for the first time in 32 seasons in his first year as head coach. His 2011 team finished the season with a 9-4 record, earning a second-place finish in the Mid-American Conference East Division and capturing a 37-15 victory over Wyoming in the New Mexico Bowl-- Temple's first bowl victory since Wayne Hardin led the Owls to a 38-3 win over California in the 1979 Garden State Bowl. On Addazio's watch, three Temple players were selected in the 2012 NFL Draft - RB Bernard Pierce (3rd round), TE Evan Rodriguez (4th), and LB Tahir Whitehead (5th) - and nine signed free agent contracts. Meanwhile, Addazio spearheaded the school's 2012 recruiting class to a No.1 ranking in the Mid-American Conference by Rivals.com.

Shortly thereafter, in March 2012, Temple announced that it would move from the Mid-American Conference to the Big East Conference for football that fall. While guiding the program through its transition in conference affiliation, Addazio led the team to victories in each of its first two Big East Conference games (against South Florida and Connecticut), later posting a 63-point, school-record scoring output against Army before finishing the 2012 campaign with a 4-7 record.

Prior to leading the Owls, Addazio spent six seasons (2005-10) at Florida under head coach Urban Meyer, serving as offensive coordinator in 2009-10 and interim head coach from Dec. 2009 to July 2010. During his tenure in Gainesville, the Gators participated in six postseason bowls and won two BCS national championships. Addazio joined the Gators' staff as tight ends coach in 2005 and also served as offensive line, tackles and tight ends coach (2006), offensive line coach (2007) and offensive assistant head coach (2008) prior to being named offensive coordinator.

Addazio tutored Heisman Trophy winning quarterback Tim Tebow and directed an offense with a total of seven NFL draftees, including first-round picks Mike and Maurkice Pouncey, two of the most elite offensive linemen in Florida history. Florida finished the 2009 season ranked first in the SEC in total offense and second in rushing offense, passing offense and scoring offense. In 2009, the Gators were the only team in the nation to rush for more than 3,000 yards and pass for more than 3,000 yards. Addazio completed his tenure at Florida on Jan. 1, 2011, coaching the Gators to a 37-24 win over Penn State in the Outback Bowl.

Addazio began his Division I college football coaching career in 1995 at Syracuse. The Orange won three consecutive Big East crowns and appeared in bowl games during each of his four years before he assumed assistant coaching duties at Notre Dame, where he served as offensive line, tight ends and special teams coach from 1999-2001. Addazio moved on to serve as offensive line coach then offensive coordinator during a three-year stint at Indiana (2002-04) before joining the staff at Florida.

Prior to his Division I collegiate coaching career, he served as one of the nation's top high school coaches at Cheshire High School in Cheshire, Conn., from 1988-95. There, his teams won 34 consecutive games, three state titles in a row and were nationally ranked in 1992 and 1994.

A native of Farmington, Conn., Addazio, 55, began his coaching career at Western Connecticut State University, where he served as an assistant coach under Paul Pasqualoni from 1984-87.

A graduate of Central Connecticut State University, Addazio earned a bachelor's degree in physical education in 1981. A four-year starter for the Blue Devils on the offensive and defensive lines, Addazio completed a master's degree in 1985. Addazio earned tryouts with the New England Patriots, the Jacksonville Bulls of the USFL, and the Ottawa Roughriders of the CFL.

Born June 1, 1959, Addazio is married to the former Kathleen Donoghue. They have three children - Nicole, Jessica and Louie (a tight end on the BC football team).




## ADDAZIO'S COACHING CAREER

2013-14	Boston College	Head Coach
2011-12	Temple	Head Coach
2010	Florida	Associate Head Coach Offensive Coordinator/Offensive Line
2009	Florida	Assistant Head Coach Offensive Coordinator/Offensive Line
2008	Florida	Assistant Head Coach/Offensive Line
2007-08	Florida	Offensive Line
2005-06	Florida	Offensive Line (Tackles & Tight Ends)
2004	Indiana	Offensive Coordinator/Offensive Line
2002-03	Indiana	Offensive Line
1999-2001	Notre Dame	Offensive Line (Tackles & Tight Ends)/Special Teams
1997-98	Syracuse	Offensive Line
1995-96	Syracuse	Tight Ends/Assistant Offensive Line
1988-94	Cheshire (Conn.)	HS Head Coach
1985-87	Western Connecticut State	Offensive Line Recruiting Coordinator



## ADDAZIO'S BOWLS COACHED

Gator	Jan. 1, 1996	Syracuse 41, Clemson 0
Liberty	Dec. 27, 1996	Syracuse 30, Houston 17
Fiesta	Dec. 31, 1997	Kansas State 35, Syracuse 18
Orange	Jan. 2, 1999	Florida 31, Syracuse 10
Fiesta	Jan. 1, 2001	Oregon State 41, Notre Dame 9
Outback	Jan. 2, 2006	Florida 31, Iowa 24
BCS Nat'l Championship	Jan. 8, 2007	Florida 41, Ohio State 14
Capital One	Jan. 1, 2008	Michigan 41, Florida 35
BCS Nat'l Championship	Jan. 8, 2009	Florida 24, Oklahoma 14
Sugar	Jan. 1, 2010	Florida 51, Cincinnati 24
Outback	Jan. 1, 2011	Florida 37, Penn State 24
Gildan New Mexico	Dec. 17, 2011	Temple 37, Wyoming 15
AdvoCare V100	Dec. 31, 2013	Arizona 42, Boston College 19



**56 PLAYERS  
IN THE NFL  
DRAFT UNDER  
ADDAZIO**



## NOTEABLE PLAYERS COACHED

**RB - Bernard Pierce (Temple), Baltimore:**  
Three-time first-team All-Mid-American Conference selection and Heisman Trophy candidate

**RB - Matt Brown (Temple), Tampa Bay:**  
Two-time All-MAC selection; led the team in rushing in 2010

**DE - Morkeith Brown (Temple):**  
Team captain; third-team All-MAC; named team's most improved player

**S - Kevin Kroboth (Temple):**  
Third-team All-MAC; three-year starter

**DE - Adrian Robinson (Temple), Pittsburgh:**  
Three-time first-team All-MAC honoree; 2009 MAC Defensive Player of the Year; fifth-round selection of the Detroit Lions in the 2012 NFL Draft

**TE - Evan Rodriguez (Temple):**  
Two-time first-team All-MAC honoree; played in the 2012 East-West Shrine Game

**LB - Tahir Whitehead (Temple), Detroit:**  
Team captain; Second-team All-MAC honoree; Defensive MVP of the 2011 Gildan New Mexico Bowl

**C - Mike Pouncey (Florida), Miami:**  
First round selection of Miami in the 2011 NFL Draft; 2009 first-team All-America and All-SEC honoree; 2009 BCS national champion

**OT - Marcus Gilbert (Univ. of Florida), Pittsburgh:**  
Second round selection of Pittsburgh in the 2011 NFL Draft; Steelers rookie of the year in 2011; 2009 BCS national champion

**C - Maurkice Pouncey (Florida), Pittsburgh:**  
First round selection of Pittsburgh in the 2010 NFL Draft; 2009 Rimington Trophy recipient, consensus All-American; 2009 BCS national champion

**QB - Tim Tebow (Florida), New England:**  
2007 Heisman Trophy Winner; 2007 & 2008 All-American and two-time SEC Offensive Player of the Year

**LT - Phil Trautwein (Florida):**  
Two-time All-SEC selection and 2008 Sports Illustrated second-team All-American

**LT - Enoch DeMar (Indiana):**  
Three-time All-Big Ten selection who started in the 2002 Hula Bowl; All-Big Ten four times

**WR - Courtney Roby (Indiana):**  
Indiana's all-time career leader in receptions (170) and receiving yards (2,524); 2004 All-Big Ten second-team choice in 2004; third round of the 2005 NFL Draft by the Tennessee Titans

**TE - Jabari Holloway (Notre Dame):**  
Named to 2000 preseason All-Independent teams by The Sporting News and Football News

**TE - Dan O'Leary (Notre Dame):**  
Led all 2000 Notre Dame receivers in playing time and caught 10 passes for 87 yards and one touchdown

**OT - Mark Baniewicz (Syracuse):**  
Two-time Academic All-American; team captain; 1999 All-BIG EAST honoree; 1999 Draddy Trophy Finalist


**OG - Scott Kiernan (Syracuse):**  
First-team All-Big East offensive guard

**TE - Roland Williams (Syracuse):**  
Started every game as a senior for the Orange in 2000





# EAGLES' COACHING STAFF




- Nominated for the Broyles Award honoring the top assistant in college football in 2013
- Orchestrated a 600 percent increase in team sack production (36 sacks) in first season as defensive coordinator

**DON BROWN**  
Defensive Coordinator / Linebackers  
Second year at BC • Norwich '77



- Orchestrated an offensive attack that yielded an average of 27.7 points per game - the program's highest average since the 2007
- Directed the Eagle offense to a 96.9 percent red-zone conversion rate in 2013, a mark good for second among all programs in the nation

**RYAN DAY**  
Offensive Coordinator / Quarterbacks  
Ninth year at BC • UNH '02 • BC '04



- Guided the 2013 Eagle defense to finish among the nation's leaders in sacks (21st), tackles for loss (30th) and red zone defense (30th)
- Mentored All-ACC second-team honoree Kasim Edebali who established career highs in nearly every statistical category in 2013

**BEN ALBERT**  
Defensive Line  
Second year at BC • UMass '95 & '97



- Guided an Eagle passing attack that was highlighted by career receptions and receiving yards record-holder Alex Amidon and quarterback Chase Rettig
- Mentored Rettig to a 140.6 efficiency rating and the fewest interceptions in the Atlantic Coast Conference in 2013

**TODD FITCH**  
Wide Receivers/Passing Game Coord.  
Second year at BC • Ohio Wesleyan '86



- Structured an offensive line that yielded Heisman finalist Andre Williams, who became the 16th player in FBS history to rush for 2,000 yards in the regular season
- Molded an Eagle O-line that produced a rushing attack of 212.5 ypg - a 121.5-yard spike, marking the largest one-year improvement in ACC history

**JUSTIN FRYE**  
Offensive Line  
Second year at BC • Indiana '06



- Has coached in 13 collegiate bowl games, including nine as an assistant coach at Boston College
- Entering his 41st year in coaching and his second as defensive backs coach at Boston College under Steve Addazio; is in his third stint with the Eagles

**KEVIN LEMPRA**  
Defensive Backs  
16th year at BC • S. Conn. State '74



- Developed and led an Eagle tight end corps that produced three of the team's top-six receptions leaders in 2013 - Jake Sinkovec, Mike Naples and C.J. Parsons
- Entering his 30th year coaching, his 27th at the collegiate level and is in his second season as tight ends coach at Boston College

**FRANK LEONARD**  
Tight Ends  
Second year at BC • CCSU '83




- Led all FBS programs in field-goal percentage (100 percent) and ranked sixth in the conference (and 43rd among national leaders) in kickoff return defense
- Coached ESPN.com first-team All-America selection Nate Freese, who enjoyed converted 100 percent of his FG attempts and 98 percent (40-of-41) of his extra points

**SEAN MCGOWAN**  
Special Teams / SAM Linebackers  
Second year at BC • Fordham '98



- Mentored Heisman Trophy finalist and the ACC's first Doak Walker Award recipient Andre Williams who became the 16th player in FBS history to rush for 2,000 yards in the regular season
- Helped Williams establish four of the top-five single-game rushing records in school history in 2013

**AL WASHINGTON**  
Running Backs  
Third year at BC • Boston College '06



- One of the best receivers in school history, served as a BC assistant coach for 20 years (1970-91) and Northeastern's head coach for nine years (1991-99) prior to returning to his alma mater as assistant athletics director for football operations in May 2000
- Promoted to Associate AD for Football Ops in 2008

**BARRY GALLUP**  
Associate AD, Football Relations  
35th year at BC • Boston College '69



- Responsible for budgetary oversight, directing team travel and coordinating all player personnel recruiting matters
- Came to The Heights in March 2013 from the Arizona Cardinals where he served as the director of football administration for five seasons

**REGGIE TERRY**  
Assistant AD, Football Ops & Player Personnel  
Second year at BC • Syracuse '93



- Oversees a staff of three and manages the Smith Family Strength and Conditioning Center in the Yawkey Athletics Center
- His staff coordinates all aspects of each football player's strength, speed, agility, conditioning, body composition, and resistance to injury

**FRANK PIRAINO**  
Head Strength and Conditioning Coach  
Second year at BC • Akron '02



<b>Team Statistics</b>	<b>BC</b>	<b>OPP</b>
<b>SCORING</b>	311	246
Points Per Game	25.9	20.5
Points Off Turnovers	30	31
<b>FIRST DOWNS</b>	232	200
Rushing	146	72
Passing	69	118
Penalty	17	10
<b>RUSHING YARDAGE</b>	3022	1146
Yards gained rushing	3370	1504
Yards lost rushing	348	358
Rushing Attempts	589	370
Average Per Rush	5.1	3.1
Average Per Game	251.8	95.5
TDs Rushing	29	14
<b>PASSING YARDAGE</b>	1584	2616
Comp-Att-Int	124-223-10	230-373-9
Average Per Pass	7.1	7.0
Average Per Catch	12.8	11.4
Average Per Game	132.0	218.0
TDs Passing	11	16
<b>TOTAL OFFENSE</b>	4606	3762
Total Plays	812	743
Average Per Play	5.7	5.1
Average Per Game	383.8	313.5
<b>KICK RETURNS: #-Yards</b>	31-761	44-798
<b>PUNT RETURNS: #-Yards</b>	14-101	27-179
<b>INT RETURNS: #-Yards</b>	9-86	10-100
<b>KICK RETURN AVERAGE</b>	24.5	18.1
<b>PUNT RETURN AVERAGE</b>	7.2	6.6
<b>INT RETURN AVERAGE</b>	9.6	10.0
<b>FUMBLES-LOST</b>	11-3	8-3
<b>PENALTIES-Yards</b>	49-401	65-533
Average Per Game	33.4	44.4
<b>PUNTS-Yards</b>	60-2534	73-2980
Average Per Punt	42.2	40.8
Net punt average	37.9	37.8
<b>KICKOFFS-Yards</b>	62-3639	51-3151
Average Per Kick	58.7	61.8
Net kick average	39.0	37.5
<b>TIME OF POSSESSION/Game</b>	33:10	26:50
<b>3RD-DOWN Conversions</b>	59/161	63/168
3rd-Down Pct	37%	38%
<b>4TH-DOWN Conversions</b>	10/17	6/12
4th-Down Pct	59%	50%
<b>SACKS BY-Yards</b>	31-210	20-147
<b>MISC YARDS</b>	7	0
<b>TOUCHDOWNS SCORED</b>	41	30
<b>FIELD GOALS-ATTEMPTS</b>	11-18	12-16
<b>ON-SIDE KICKS</b>	2-2	0-2
<b>RED-ZONE SCORES</b>	(29-35) 83%	(32-39) 82%
<b>RED-ZONE TOUCHDOWNS</b>	(22-35) 63%	(24-39) 62%
<b>PAT-ATTEMPTS</b>	(32-39) 82%	(30-30) 100%
<b>ATTENDANCE</b>	239893	244072
Games/Avg Per Game	7/34270	5/48814
Neutral Site Games		0/0

<b>Score by Quarters</b>	<b>1st</b>	<b>2nd</b>	<b>3rd</b>	<b>4th</b>	<b>OT</b>	<b>Total</b>
Boston College	58	104	81	68	0	311
Opponents	58	71	31	86	0	246



Rushing	gp	att	gain	loss	net	avg	td	lg	avg/g
Tyler Murphy	12	170	1292	213	1079	6.3	10	71	89.9
Jon Hilliman	12	185	753	41	712	3.8	12	52	59.3
Myles Willis	12	84	481	41	440	5.2	2	68	36.7
Sherman Alston	12	34	368	16	352	10.4	2	54	29.3
Marcus Outlow	11	54	245	17	228	4.2	0	27	20.7
Tyler Rouse	12	49	219	5	214	4.4	3	42	17.8
Darius Wade	4	2	12	0	12	6.0	0	7	3.0
Shakim Phillips	11	1	0	2	-2	-2.0	0	0	-0.2
TEAM	9	10	0	13	-13	-1.3	0	0	-1.4
Total	12	589	3370	348	3022	5.1	29	71	251.8
Opponents	12	370	1504	358	1146	3.1	14	43	95.5

Passing	gp	effic	comp	att	int	pct	yds	td	lg	avg/g
Tyler Murphy	12	125.35	120	211	10	56.9	1526	11	55	127.2
Darius Wade	4	61.65	3	8	0	37.5	23	0	12	5.8
Josh Bordner	12	197.00	1	2	0	50.0	35	0	35	2.9
TEAM	9	0.00	0	2	0	0.0	0	0	0	0.0
Total	12	122.58	124	223	10	55.6	1584	11	55	132.0
Opponents	12	129.90	230	373	9	61.7	2616	16	77	218.0

Receiving	gp	no.	yds	avg	td	lg	avg/g
Josh Bordner	12	26	342	13.2	3	48	28.5
Dan Crimmins	12	23	297	12.9	0	55	24.8
Sherman Alston	12	15	169	11.3	2	37	14.1
Charlie Callinan	12	13	149	11.5	1	35	12.4
David Dudeck	10	12	127	10.6	0	41	12.7
Shakim Phillips	11	10	242	24.2	3	49	22.0
Marcus Outlow	11	8	85	10.6	1	31	7.7
Bobby Wolford	12	6	40	6.7	1	19	3.3
Tyler Rouse	12	4	44	11.0	0	23	3.7
Jarrett Darmstatter	11	2	48	24.0	0	42	4.4
Gabriel McClary	9	2	12	6.0	0	7	1.3
Myles Willis	12	1	18	18.0	0	18	1.5
Nat Dixon	5	1	6	6.0	0	6	1.2
Jon Hilliman	12	1	5	5.0	0	5	0.4
Total	12	124	1584	12.8	11	55	132.0
Opponents	12	230	2616	11.4	16	77	218.0

Punt Returns	no.	yds	avg	td	lg
Sherman Alston	13	101	7.8	0	36
Bryce Jones	1	0	0.0	0	0
Total	14	101	7.2	0	36
Opponents	27	179	6.6	0	35

Interceptions	no.	yds	avg	td	lg
Justin Simmons	2	20	10.0	0	20
Dominique Williams	1	2	2.0	0	2
Mike Strizak	1	1	1.0	0	1
Ty-Meer Brown	1	4	4.0	0	4
Bryce Jones	1	0	0.0	0	0
Sean Duggan	1	15	15.0	0	15
Brian Mihalik	1	21	21.0	0	21
Steven Daniels	1	23	23.0	0	23
Total	9	86	9.6	0	23
Opponents	10	100	10.0	0	38

Kick Returns	no.	yds	avg	td	lg
Myles Willis	30	746	24.9	1	95
David Dudeck	1	15	15.0	0	15
Total	31	761	24.5	1	95
Opponents	44	798	18.1	0	50

Fumble Returns	no.	yds	avg	td	lg
Total	0	0	0.0	0	0
Opponents	0	0	0.0	0	0

All Purpose	g	rush	rcv	pr	kr	ir	total	avg/g
Myles Willis	12	440	18	0	746	0	1204	100.3
Tyler Murphy	12	1079	0	0	0	0	1079	89.9
Jon Hilliman	12	712	5	0	0	0	717	59.8
Sherman Alston	12	352	169	101	0	0	622	51.8
Josh Bordner	12	0	342	0	0	0	342	28.5
Marcus Outlow	11	228	85	0	0	0	313	28.5
Dan Crimmins	12	0	297	0	0	0	297	24.8
Tyler Rouse	12	214	44	0	0	0	258	21.5
Shakim Phillips	11	-2	242	0	0	0	240	21.8
Charlie Callinan	12	0	149	0	0	0	149	12.4
David Dudeck	10	0	127	0	15	0	142	14.2
Jarrett Darmstatter	11	0	48	0	0	0	48	4.4
Bobby Wolford	12	0	40	0	0	0	40	3.3
Steven Daniels	12	0	0	0	0	23	23	1.9
Brian Mihalik	12	0	0	0	0	21	21	1.8
Justin Simmons	12	0	0	0	0	20	20	1.7
Sean Duggan	9	0	0	0	0	15	15	1.7
Gabriel McClary	9	0	12	0	0	0	12	1.3
Darius Wade	4	12	0	0	0	0	12	3.0
Nat Dixon	5	0	6	0	0	0	6	1.2
Ty-Meer Brown	11	0	0	0	0	4	4	0.4
Dominique Willia	12	0	0	0	0	2	2	0.2
Mike Strizak	12	0	0	0	0	1	1	0.1
TEAM	9	-13	0	0	0	0	-13	-1.4
Total	12	3022	1584	101	761	86	5554	462.8
Opponents	12	1146	2616	179	798	100	4839	403.2





Scoring	td	fg	PAT				dpx	saf	pts
			kick	rush	rcv	pass			
Jon Hilliman	12	-	-	-	-	-	-	72	
Tyler Murphy	10	-	-	-	-	0-2	-	60	
Joey Launceford	-	4-4	14-18	-	-	-	-	26	
Sherman Alston	4	-	-	-	-	-	-	24	
Alex Howell	-	5-11	8-9	-	-	-	-	23	
Tyler Rouse	3	-	-	-	-	-	-	18	
Shakim Phillips	3	-	-	-	-	-	-	18	
Myles Willis	3	-	-	-	-	-	-	18	
Josh Bordner	3	-	-	-	-	-	-	18	
Mike Knoll	-	2-3	10-11	-	-	-	-	16	
Bobby Wolford	1	-	-	-	-	-	-	6	
Charlie Callinan	1	-	-	-	-	-	-	6	
Marcus Outlow	1	-	-	-	-	-	-	6	
TEAM	-	-	0-1	-	-	-	-	0	
Total	41	11-18	32-39	-	-	0-2	-	311	
Opponents	30	12-16	30-30	-	-	-	-	246	

Total Offense	g	plays	rush	pass	total	avg/g
Tyler Murphy	12	381	1079	1526	2605	217.1
Jon Hilliman	12	185	712	0	712	59.3
Myles Willis	12	84	440	0	440	36.7
Sherman Alston	12	34	352	0	352	29.3
Marcus Outlow	11	54	228	0	228	20.7
Tyler Rouse	12	49	214	0	214	17.8
Josh Bordner	12	2	0	35	35	2.9
Darius Wade	4	10	12	23	35	8.8
Shakim Phillips	11	1	-2	0	-2	-0.2
TEAM	9	12	-13	0	-13	-1.4
Total	12	812	3022	1584	4606	383.8
Opponents	12	743	1146	2616	3762	313.5

Field Goals	fg	pct.	01-19	20-29	30-39	40-49	50-99	lq	blk
Alex Howell	5-11	45.5	0-0	0-0	2-2	3-8	0-1	44	0
Joey Launceford	4-4	100.0	1-1	3-3	0-0	0-0	0-0	28	0
Mike Knoll	2-3	66.7	0-0	1-1	0-1	1-1	0-0	40	0

Punting	no.	yds	avg	lq	tb	fc	i20	50+	blk
Alex Howell	59	2534	42.9	62	4	13	20	14	1
TEAM	1	0	0.0	0	0	0	0	0	0
Total	60	2534	42.2	62	4	13	20	14	1
Opponents	73	2980	40.8	67	6	29	19	13	0

FG Sequence	Boston College	Opponents
Massachusetts	(44),(28),44,(21)	47
Pittsburgh	46	(49),(42),(41)
Southern Cal	47,(25)	(52)
MAINE	(40),(34)	(24)
Colorado State	40	(33)
NC State	52,(28)	31
Clemson	-	(23)
Wake Forest	(30)	(28)
Virginia Tech	(19),(44)	(27),30
Louisville	-	(23)
Florida State	(40),42	(37),40,(26)
Syracuse	36	-

Kickoffs	no.	yds	avg	tb	ob	retn	net	ydln
Alex Howell	62	3639	58.7	17	1			
Total	62	3639	58.7	17	1	18.1	39.0	26
Opponents	51	3151	61.8	19	0	24.5	37.5	27

Numbers in (parentheses) indicate field goal was made.



#	Defensive Leaders	gp	Tackles				Sacks no-yds	Pass defense			Fumbles		bkcd	
			ua	a	tot	tfl/yds		int-yds	brup	qbh	rcv-yds	ff	kick	saf
27	Justin Simmons	12	57	13	70	2.0-16	1.0-15	2-20	5	.	.	.	.	
52	Steven Daniels	12	42	26	68	7.0-13	1.5-4	1-23	1	2	2-0	.	.	
25	Josh Keyes	12	43	20	63	11.5-45	4.0-34	.	.	.	1	.	.	
21	Manuel Asprilla	12	48	13	61	4.0-14	.	.	9	.	.	.	.	
9	Dominique Williams	12	37	18	55	4.0-12	0.5-3	1-2	2	.	.	.	.	
30	Mike Strizak	12	21	21	42	5.0-15	1.0-9	1-1	.	2	.	.	.	
5	Ty-Meer Brown	11	26	13	39	3.0-8	1.0-4	1-4	1	1	.	.	.	
93	Kevin Kavalec	12	29	8	37	9.5-34	3.5-19	.	.	3	.	.	.	
34	Sean Duggan	9	15	16	31	1.5-3	.	1-15	.	.	.	.	.	
90	Connor Wujciak	12	17	13	30	7.5-39	3.0-29	.	.	2	.	1	1	
99	Brian Mihalik	12	15	12	27	4.5-26	3.5-22	1-21	1	1	.	.	.	
43	John Johnson	7	18	7	25	1.0-7	1.0-7	.	2	.	.	.	.	
97	Truman Gutapfel	12	12	11	23	5.5-8	2.5-4	.	1	.	.	.	.	
17	Bryce Jones	5	17	3	20	1.5-5	.	1-0	2	.	.	.	.	
37	Kamrin Moore	12	13	4	17	.	.	.	3	.	.	.	.	
19	Sean Sylvia	12	7	10	17	1.0-2	.	.	1	.	.	.	.	
87	Malachi Moore	12	13	3	16	5.0-22	3.0-18	.	.	.	.	.	.	
28	Matt Milano	10	11	3	14	3.0-19	1.0-3	.	1	1	1-0	.	.	
95	Seyi Adebayo	11	9	3	12	4.0-28	3.0-27	.	.	1	.	.	.	
13	Connor Strachan	12	5	7	12	1.0-4	0.5-3	.	.	.	.	.	.	
20	Isaac Yiadom	12	5	6	11	.	.	.	1	.	.	.	.	
8L	Harold Landry	10	6	5	11	1.5-4	.	.	.	1	.	.	.	
26	David Dudeck	10	4	1	5	.	.	.	.	.	.	.	.	
48	Nick Lifka	11	3	2	5	.	.	.	.	.	.	.	.	
45	Mehdi Abdesmad	4	2	2	4	.	.	.	.	.	.	.	.	
23	Myles Willis	12	4	.	4	.	.	.	.	.	.	.	.	
44	Ty Schwab	10	1	1	2	.	.	.	.	.	.	.	.	
6	Sherman Alston	12	1	1	2	.	.	.	.	.	.	.	.	
35	Tyler Rouse	12	1	1	2	.	.	.	.	.	.	.	.	
55	Christian Lezzer	6	1	1	2	1.0-9	1.0-9	.	.	.	.	.	.	
53	Leonard Skubal	11	1	1	2	.	.	.	.	.	.	.	.	
3N	Atem Ntantang	3	1	.	1	.	.	.	.	.	.	.	.	
11	Shakim Phillips	11	1	.	1	.	.	.	.	.	.	.	.	
57	Jack Cottrell	1	1	.	1	.	.	.	.	.	.	.	.	
42	Alex Howell	12	1	.	1	.	.	.	.	.	.	.	.	
67	Seth Betancourt	12	1	.	1	.	.	.	.	.	.	.	.	
36	Bobby Wolford	12	1	.	1	.	.	.	.	.	.	.	.	
86	Jeffrey Jay	12	.	1	1	.	.	.	.	.	.	.	.	
Total		12	490	246	736	84-333	31-210	9-86	30	14	3-0	2	1	
Opponents		12	494	376	870	86-331	20-147	10-100	18	7	3-0	3	3	



## TEAM STATISTICS

Date	Opponent	Rushing				Receiving				Passing				Kick Returns				Punt Returns				tot off
		no.	yds	td	lg	no.	yds	td	lg	cmp-att	int	yds	td	lg	no.	yds	td	lg	no.	yds	td	
Aug 30	at Massachusetts	61	338	2	31	17	173	1	43	17-25-1	173	1	43	2	56	0	33	1	0	0	0	511
Sep 05	PITTSBURGH	34	142	2	51	10	134	1	48	10-28-2	134	1	48	3	81	0	34	0	0	0	0	276
Sep 13	SOUTHERN CAL	54	452	5	66	5	54	0	17	5-14-1	54	0	17	4	82	0	27	2	16	0	22	506
Sep 20	MAINE	64	413	4	71	12	136	1	48	12-21-1	136	1	48	3	72	0	29	2	6	0	7	549
Sep 27	COLORADO STATE	49	239	3	52	12	169	0	31	12-18-1	169	0	31	2	37	0	21	0	0	0	0	408
Oct 11	at NC State	57	310	4	47	12	101	0	23	12-19-0	101	0	23	0	0	0	0	2	45	0	36	411
Oct 18	CLEMSON	36	120	0	43	9	143	2	48	9-20-0	143	2	48	2	68	0	50	1	0	0	0	263
Oct 25	at Wake Forest	44	202	2	33	11	165	1	41	11-15-0	165	1	41	3	55	0	21	1	5	0	5	367
Nov 01	at Virginia Tech	47	258	2	68	8	110	2	37	8-15-0	110	2	37	4	60	0	18	4	22	0	18	368
Nov 08	LOUISVILLE	43	166	2	36	9	166	1	55	9-20-4	166	1	55	5	131	0	31	0	0	0	0	332
Nov 22	at Florida State	51	240	1	21	6	73	1	49	6-11-0	73	1	49	1	22	0	22	1	7	0	7	313
Nov 29	SYRACUSE	49	142	2	42	13	160	1	30	13-17-0	160	1	30	2	97	1	95	0	0	0	0	302
Boston College		589	3022	29	71	124	1584	11	55	124-223-10	1584	11	55	31	761	1	95	14	101	0	36	4606
		370	1146	14	43	230	2616	16	77	230-373-9	2616	16	77	44	798	0	50	27	179	0	35	3762

Games played: 12  
 Avg per rush: 5.1  
 Avg per catch: 12.8  
 Pass efficiency: 122.58  
 Kick ret avg: 24.5  
 Punt ret avg: 7.2  
 All purpose avg/game: 462.8  
 Total offense avg/gm: 383.8

Date	Opponent	Tackles				Sacks		Fumble		Pass Defense			blkd kick	PAT Attempts			off	
		ua	a	total	tfl-yds	no-yds	ff	fr-yds	int-yds	qbh	brup	kick		rush	rcv	saf	t/o	pts
Aug 30	at Massachusetts	27	16	43	4.0-31	3.0-30	0	0-0	1-20	0	3	0	3-3	0	0	0	3	30
Sep 05	PITTSBURGH	46	26	72	3.0-5	0.0-0	0	0-0	1-23	0	2	0	2-2	0	0	0	0	20
Sep 13	SOUTHERN CAL	55	20	75	16.0-58	5.0-36	0	0-0	0-0	0	2	0	4-5	0	0	0	0	37
Sep 20	MAINE	26	20	46	5.0-29	3.0-25	0	0-0	0-0	0	3	0	4-5	0	0	0	0	40
Sep 27	COLORADO STATE	45	14	59	3.0-11	2.0-8	0	0-0	2-2	0	4	0	3-3	0	0	0	7	21
Oct 11	at NC State	30	28	58	7.0-47	4.0-35	2	1-0	1-21	3	3	0	3-4	0	0	0	3	30
Oct 18	CLEMSON	61	4	65	12.0-19	1.0-3	0	0-0	0-0	1	5	0	1-2	0	0	0	0	13
Oct 25	at Wake Forest	47	20	67	13.0-44	4.0-25	0	0-0	1-0	0	2	0	2-3	0	0	0	0	23
Nov 01	at Virginia Tech	33	54	87	6.0-26	3.0-18	0	1-0	0-0	4	5	1	3-4	0	0	0	3	33
Nov 08	LOUISVILLE	45	16	61	7.0-14	2.0-3	0	1-0	0-0	3	1	0	1-2	0	0	0	0	19
Nov 22	at Florida State	39	18	57	2.0-19	0.0-0	0	0-0	1-4	2	0	0	2-2	0	0	0	7	17
Nov 29	SYRACUSE	36	10	46	6.0-30	4.0-27	0	0-0	2-16	1	0	0	4-4	0	0	0	7	28
Boston College		490	246	736	84.0-333	31.0-210	2	3-0	9-86	14	30	1	32-39	0	0	0	30	311
		494	376	870	86.0-331	20.0-147	3	3-0	10-100	7	18	3	30-30	0	0	0	31	246

Date	Opponent	Punting								Field Goals			Kickoffs					
		no.	yds	avg	long	blkd	tb	fc	50+	i20	md-att	long	blkd	no.	yds	avg	tb	ob
Aug 30	at Massachusetts	1	53	53.0	53	0	0	1	1	1	3-4	44	0	7	442	63.1	3	0
Sep 05	PITTSBURGH	7	318	45.4	62	0	1	4	2	1	0-1	0	0	3	195	65.0	3	0
Sep 13	SOUTHERN CAL	7	275	39.3	49	0	0	2	0	2	1-2	25	0	7	394	56.3	1	0
Sep 20	MAINE	2	79	39.5	43	0	0	1	0	0	2-2	40	0	7	374	53.4	1	0
Sep 27	COLORADO STATE	4	160	40.0	53	0	0	0	2	2	0-1	0	0	4	218	54.5	0	0
Oct 11	at NC State	3	119	39.7	48	0	1	1	0	2	1-2	28	0	6	294	49.0	0	1
Oct 18	CLEMSON	10	501	50.1	57	0	1	1	5	3	0-0	0	0	3	193	64.3	0	0
Oct 25	at Wake Forest	5	195	39.0	46	0	1	2	0	2	1-1	30	0	5	306	61.2	1	0
Nov 01	at Virginia Tech	7	268	38.3	50	0	0	0	1	3	2-2	44	0	7	432	61.7	2	0
Nov 08	LOUISVILLE	4	155	38.8	56	1	0	0	2	0	0-0	0	0	4	254	63.5	2	0
Nov 22	at Florida State	4	153	38.2	52	0	0	0	1	2	1-2	40	0	4	260	65.0	4	0
Nov 29	SYRACUSE	6	258	43.0	49	0	0	1	0	2	0-1	0	0	5	277	55.4	0	0
Boston College		60	2534	42.2	62	1	4	13	14	20	11-18	44	0	62	3639	58.7	17	1
		73	2980	40.8	67	0	6	29	13	19	12-16	52	1	51	3151	61.8	19	0





## OPPONENT STATISTICS

Date	Opponent	Rushing				Receiving				Passing				Kick Returns				Punt Returns				tot off	
		no.	yds	td	lg	no.	yds	td	lg	cmp	att	int	yds	td	lg	no.	yds	td	lg	no.	yds		td
Aug 30	at Massachusetts	22	55	0	14	9	147	1	77	9-22-1	147	1	77	4	95	0	36	0	0	0	0	0	202
Sep 05	PITTSBURGH	51	303	1	23	10	111	2	41	10-20-1	111	2	41	0	0	0	0	2	13	0	11	414	
Sep 13	SOUTHERN CAL	29	20	0	16	31	317	4	51	31-41-0	317	4	51	6	99	0	50	5	15	0	11	337	
Sep 20	MAINE	22	16	0	19	10	123	1	67	10-18-0	123	1	67	6	109	0	35	1	11	0	11	139	
Sep 27	COLORADO STATE	24	162	1	43	27	268	2	21	27-41-2	268	2	21	4	86	0	43	2	17	0	9	430	
Oct 11	at NC State	28	43	1	17	14	174	1	49	14-30-1	174	1	49	5	116	0	50	1	-1	0	0	217	
Oct 18	CLEMSON	35	113	2	32	29	285	0	32	29-46-0	285	0	32	3	51	0	18	3	10	0	13	398	
Oct 25	at Wake Forest	33	19	2	9	22	242	0	46	22-30-1	242	0	46	4	38	0	16	1	5	0	5	261	
Nov 01	at Virginia Tech	29	69	2	30	31	345	2	44	31-49-0	345	2	44	5	88	0	44	3	35	0	35	414	
Nov 08	LOUISVILLE	40	166	3	36	17	257	2	35	17-24-0	257	2	35	2	32	0	22	4	29	0	13	423	
Nov 22	at Florida State	29	110	1	20	22	281	1	30	22-32-1	281	1	30	0	0	0	0	1	6	0	6	391	
Nov 29	SYRACUSE	28	70	1	29	8	66	0	14	8-20-2	66	0	14	5	84	0	23	4	39	0	15	136	
Opponents		370	1146	14	43	230	2616	16	77	230-373-9	2616	16	77	44	798	0	50	27	179	0	35	3762	
		589	3022	29	71	124	1584	11	55	124-223-10	1584	11	55	31	761	1	95	14	101	0	36	4606	

Games played: 12  
 Avg per rush: 3.1  
 Avg per catch: 11.4  
 Pass efficiency: 129.90  
 Kick ret avg: 18.1  
 Punt ret avg: 6.6  
 All purpose avg/game: 403.2  
 Total offense avg/gm: 313.5

Date	Opponent	Tackles				Sacks		Fumble		Pass Defense			blkd kick	PAT Attempts			off			
		ua	a	total	tfl-yds	no-yds	ff	fr-yds	int-yds	qbh	brup	kick		rush	rcv	saf	t/o	pts		
Aug 30	at Massachusetts	38	74	112	5.0-10	0.0-0	0	0-0	1-20	0	2	0	1-1	0	0	0	0	0	0	7
Sep 05	PITTSBURGH	37	10	47	6.0-40	3.0-23	0	0-0	2-13	1	2	0	3-3	0	0	0	0	0	30	
Sep 13	SOUTHERN CAL	48	18	66	7.0-28	1.0-11	0	0-0	1-0	0	1	0	4-4	0	0	0	0	0	31	
Sep 20	MAINE	63	24	87	7.0-22	1.0-7	0	0-0	1-1	0	1	1	1-1	0	0	0	0	7	10	
Sep 27	COLORADO STATE	42	24	66	3.0-14	1.0-7	0	0-0	1-7	0	2	0	3-3	0	0	0	0	0	24	
Oct 11	at NC State	42	50	92	6.0-27	0.0-0	1	1-0	0-0	1	1	0	2-2	0	0	0	0	0	14	
Oct 18	CLEMSON	34	18	52	14.0-44	5.0-24	0	0-0	0-0	0	1	0	2-2	0	0	0	0	0	17	
Oct 25	at Wake Forest	36	32	68	4.0-10	0.0-0	1	1-0	0-0	0	2	1	2-2	0	0	0	0	7	17	
Nov 01	at Virginia Tech	29	56	85	9.0-37	3.0-25	0	0-0	0-0	3	1	0	4-4	0	0	0	0	0	31	
Nov 08	LOUISVILLE	43	16	59	7.0-24	2.0-14	0	0-0	4-59	1	1	1	5-5	0	0	0	0	17	38	
Nov 22	at Florida State	36	28	64	7.0-36	1.0-14	0	0-0	0-0	1	2	0	2-2	0	0	0	0	0	20	
Nov 29	SYRACUSE	46	26	72	11.0-39	3.0-22	1	1-0	0-0	0	2	0	1-1	0	0	0	0	0	7	
Opponents		494	376	870	86.0-331	20.0-147	3	3-0	10-100	7	18	3	30-30	0	0	0	0	31	246	
		490	246	736	84.0-333	31.0-210	2	3-0	9-86	14	30	1	32-39	0	0	0	0	30	311	

Date	Opponent	Punting							Field Goals			Kickoffs						
		no.	yds	avg	long	blkd	tb	fc	50+	i20	md-att	long	blkd	no.	yds	avg	tb	ob
Aug 30	at Massachusetts	6	253	42.2	49	0	2	0	0	3	0-1	0	0	2	126	63.0	0	0
Sep 05	PITTSBURGH	5	212	42.4	48	0	1	3	0	1	3-3	49	0	7	447	63.9	4	0
Sep 13	SOUTHERN CAL	10	375	37.5	54	0	0	6	3	1	1-1	52	0	5	312	62.4	1	0
Sep 20	MAINE	8	315	39.4	67	0	1	1	2	0	1-1	24	0	3	178	59.3	0	0
Sep 27	COLORADO STATE	2	79	39.5	44	0	0	1	0	2	1-1	33	0	5	322	64.4	3	0
Oct 11	at NC State	5	222	44.4	58	0	1	2	1	1	0-1	0	0	3	195	65.0	3	0
Oct 18	CLEMSON	10	418	41.8	55	0	1	8	2	5	1-1	23	0	3	193	64.3	1	0
Oct 25	at Wake Forest	5	218	43.6	51	0	0	0	2	0	1-1	28	0	4	255	63.8	1	0
Nov 01	at Virginia Tech	7	307	43.9	60	0	0	1	2	1	1-2	27	1	5	254	50.8	0	0
Nov 08	LOUISVILLE	4	151	37.8	47	0	0	3	0	2	1-1	23	0	7	436	62.3	2	0
Nov 22	at Florida State	2	98	49.0	54	0	0	0	1	1	2-3	37	0	5	320	64.0	4	0
Nov 29	SYRACUSE	9	332	36.9	47	0	0	4	0	2	0-0	0	0	2	113	56.5	0	0
Opponents		73	2980	40.8	67	0	6	29	13	19	12-16	52	1	51	3151	61.8	19	0
		60	2534	42.2	62	1	4	13	14	20	11-18	44	0	62	3639	58.7	17	1



# BOSTON COLLEGE CONFERENCE STATISTICS

<b>Team Statistics</b>	<b>BC</b>	<b>OPP</b>
<b>SCORING</b>	183	174
Points Per Game	22.9	21.8
Points Off Turnovers	20	24
<b>FIRST DOWNS</b>	137	142
Rushing	79	58
Passing	45	77
Penalty	13	7
<b>RUSHING YARDAGE</b>	1580	893
Yards gained rushing	1848	1118
Yards lost rushing	268	225
Rushing Attempts	361	273
Average Per Rush	4.4	3.3
Average Per Game	197.5	111.6
TDs Rushing	15	13
<b>PASSING YARDAGE</b>	1052	1761
Comp-Att-Int	78-145-6	153-251-6
Average Per Pass	7.3	7.0
Average Per Catch	13.5	11.5
Average Per Game	131.5	220.1
TDs Passing	9	8
<b>TOTAL OFFENSE</b>	2632	2654
Total Plays	506	524
Average Per Play	5.2	5.1
Average Per Game	329.0	331.8
KICK RETURNS: #-Yards	20-514	24-409
PUNT RETURNS: #-Yards	9-79	19-136
INT RETURNS: #-Yards	6-64	6-72
KICK RETURN AVERAGE	25.7	17.0
PUNT RETURN AVERAGE	8.8	7.2
INT RETURN AVERAGE	10.7	12.0
FUMBLES-LOST	6-3	8-3
PENALTIES-Yards	32-260	47-396
Average Per Game	32.5	49.5
PUNTS-Yards	46-1967	47-1958
Average Per Punt	42.8	41.7
Net punt average	38.1	38.7
KICKOFFS-Yards	37-2211	36-2213
Average Per Kick	59.8	61.5
Net kick average	40.6	36.8
TIME OF POSSESSION/Game	31:51	28:09
3RD-DOWN Conversions	36/105	45/116
3rd-Down Pct	34%	39%
4TH-DOWN Conversions	4/9	5/9
4th-Down Pct	44%	56%
SACKS BY-Yards	18-111	17-122
MISC YARDS	7	0
TOUCHDOWNS SCORED	25	21
FIELD GOALS-ATTEMPTS	5-9	9-12
ON-SIDE KICKS	1-1	0-1
RED-ZONE SCORES	(14-19) 74%	(24-30) 80%
RED-ZONE TOUCHDOWNS	(11-19) 58%	(18-30) 60%
PAT-ATTEMPTS	(18-23) 78%	(21-21) 100%
<b>ATTENDANCE</b>	135953	213593
Games/Avg Per Game	4/33988	4/53398
Neutral Site Games		0/0

<b>Score by Quarters</b>	<b>1st</b>	<b>2nd</b>	<b>3rd</b>	<b>4th</b>	<b>OT</b>	<b>Total</b>
Boston College	48	55	39	41	0	183
Opponents	41	54	17	62	0	174



# BOSTON COLLEGE CONFERENCE STATISTICS

Rushing	gp	att	gain	loss	net	avg	td	lg	avg/g
Tyler Murphy	8	115	770	178	592	5.1	5	57	74.0
Jon Hilliman	8	112	384	30	354	3.2	6	33	44.2
Myles Willis	8	45	240	24	216	4.8	1	68	27.0
Sherman Alston	8	23	219	9	210	9.1	1	36	26.2
Marcus Outlow	8	37	129	14	115	3.1	0	20	14.4
Tyler Rouse	8	20	94	2	92	4.6	2	42	11.5
Darius Wade	1	2	12	0	12	6.0	0	7	12.0
TEAM	6	7	0	11	-11	-1.6	0	0	-1.8
Total	8	361	1848	268	1580	4.4	15	68	197.5
Opponents	8	273	1118	225	893	3.3	13	36	111.6

Passing	gp	effic	comp	att	int	pct	yds	td	lg	avg/g
Tyler Murphy	8	128.04	75	138	6	54.3	1000	9	55	125.0
Darius Wade	1	68.56	2	5	0	40.0	17	0	12	17.0
Josh Bordner	8	197.00	1	2	0	50.0	35	0	35	4.4
Total	8	126.94	78	145	6	53.8	1052	9	55	131.5
Opponents	8	125.63	153	251	6	61.0	1761	8	49	220.1

Receiving	gp	no.	yds	avg	td	lg	avg/g
Josh Bordner	8	14	118	8.4	1	25	14.8
Sherman Alston	8	13	156	12.0	2	37	19.5
Dan Crimmins	8	11	192	17.5	0	55	24.0
Charlie Callinan	8	9	122	13.6	1	35	15.2
Shakim Phillips	8	8	218	27.2	3	49	27.2
David Dudeck	7	7	90	12.9	0	41	12.9
Marcus Outlow	8	6	26	4.3	1	8	3.2
Bobby Wolford	8	4	31	7.8	1	19	3.9
Jarrett Darmstatter	8	2	48	24.0	0	42	6.0
Tyler Rouse	8	1	23	23.0	0	23	2.9
Myles Willis	8	1	18	18.0	0	18	2.2
Gabriel McClary	6	1	5	5.0	0	5	0.8
Jon Hilliman	8	1	5	5.0	0	5	0.6
Total	8	78	1052	13.5	9	55	131.5
Opponents	8	153	1761	11.5	8	49	220.1

Scoring	td	fg	PAT				dxp	saf	pts
			kick	rush	rcv	pass			
Jon Hilliman	6	-	-	-	-	-	-	36	
Tyler Murphy	5	-	-	-	0-2	-	-	30	
Shakim Phillips	3	-	-	-	-	-	-	18	
Sherman Alston	3	-	-	-	-	-	-	18	
Mike Knoll	-	2-3	10-11	-	-	-	-	16	
Tyler Rouse	2	-	-	-	-	-	-	12	
Myles Willis	2	-	-	-	-	-	-	12	
Joey Launceford	-	1-1	6-8	-	-	-	-	9	
Alex Howell	-	2-5	2-3	-	-	-	-	8	
Bobby Wolford	1	-	-	-	-	-	-	6	
Josh Bordner	1	-	-	-	-	-	-	6	
Charlie Callinan	1	-	-	-	-	-	-	6	
Marcus Outlow	1	-	-	-	-	-	-	6	
TEAM	-	-	0-1	-	-	-	-	0	
Total	25	5-9	18-23	-	-	0-2	-	183	
Opponents	21	9-12	21-21	-	-	-	-	174	

Field Goals	fg	pct.	01-19	20-29	30-39	40-49	50-99	lg	blk
Alex Howell	2-5	40.0	0-0	0-0	1-1	1-3	0-1	44	0
Mike Knoll	2-3	66.7	0-0	1-1	0-1	1-1	0-0	40	0
Joey Launceford	1-1	100.0	1-1	0-0	0-0	0-0	0-0	19	0

FG Sequence	Boston College	Opponents
Pittsburgh	46	(49),(42),(41)
NC State	52,(28)	31
Clemson	-	(23)
Wake Forest	(30)	(28)
Virginia Tech	(19),(44)	(27),30
Louisville	-	(23)
Florida State	(40),42	(37),40,(26)
Syracuse	36	-

Numbers in (parentheses) indicate field goal was made.

Punt Returns	no.	yds	avg	td	lg
Sherman Alston	9	79	8.8	0	36
Total	9	79	8.8	0	36
Opponents	19	136	7.2	0	35

Interceptions	no.	yds	avg	td	lg
Mike Strizak	1	1	1.0	0	1
Sean Duggan	1	15	15.0	0	15
Justin Simmons	1	0	0.0	0	0
Ty-Meer Brown	1	4	4.0	0	4
Brian Mihalik	1	21	21.0	0	21
Steven Daniels	1	23	23.0	0	23
Total	6	64	10.7	0	23
Opponents	6	72	12.0	0	38

Kick Returns	no.	yds	avg	td	lg
Myles Willis	19	499	26.3	1	95
David Dudeck	1	15	15.0	0	15
Total	20	514	25.7	1	95
Opponents	24	409	17.0	0	50

Fumble Returns	no.	yds	avg	td	lg
Total	0	0	0.0	0	0
Opponents	0	0	0.0	0	0

Total Offense	g	plays	rush	pass	total	avg/g
Tyler Murphy	8	253	592	1000	1592	199.0
Jon Hilliman	8	112	354	0	354	44.2
Myles Willis	8	45	216	0	216	27.0
Sherman Alston	8	23	210	0	210	26.2
Marcus Outlow	8	37	115	0	115	14.4
Tyler Rouse	8	20	92	0	92	11.5
Josh Bordner	8	2	0	35	35	4.4
Darius Wade	1	7	12	17	29	29.0
TEAM	6	7	-11	0	-11	-1.8
Total	8	506	1580	1052	2632	329.0
Opponents	8	524	893	1761	2654	331.8

Punting	no.	yds	avg	lg	tb	fc	i20	50+	blk
Alex Howell	45	1967	43.7	62	4	9	15	11	1
TEAM	1	0	0.0	0	0	0	0	0	0
Total	46	1967	42.8	62	4	9	15	11	1
Opponents	47	1958	41.7	60	3	21	13	8	0

Kickoffs	no.	yds	avg	tb	ob	retn	net	ydln
Alex Howell	37	2211	59.8	12	1	-	-	-
Total	37	2211	59.8	12	1	17.0	40.6	24
Opponents	36	2213	61.5	15	0	25.7	36.8	28

All Purpose	g	rush	rcv	pr	kr	ir	total	avg/g
Myles Willis	8	216	18	0	499	0	733	91.6
Tyler Murphy	8	592	0	0	0	0	592	74.0
Sherman Alston	8	210	156	79	0	0	445	55.6
Jon Hilliman	8	354	5	0	0	0	359	44.9
Shakim Phillips	8	0	218	0	0	0	218	27.2
Dan Crimmins	8	0	192	0	0	0	192	24.0
Marcus Outlow	8	115	26	0	0	0	141	17.6
Charlie Callinan	8	0	122	0	0	0	122	15.2
Josh Bordner	8	0	118	0	0	0	118	14.8
Tyler Rouse	8	92	23	0	0	0	115	14.4
David Dudeck	7	0	90	0	15	0	105	15.0
Jarrett Darmstatter	8	0	48	0	0	0	48	6.0
Bobby Wolford	8	0	31	0	0	0	31	3.9
Steven Daniels	8	0	0	0	0	23	23	2.9
Brian Mihalik	8	0	0	0	0	21	21	2.6
Sean Duggan	6	0	0	0	0	15	15	2.5
Darius Wade	1	12	0	0	0	0	12	12.0
Gabriel McClary	6	0	5	0	0	0	5	0.8
Ty-Meer Brown	8	0	0	0	0	4	4	0.5
Mike Strizak	8	0	0	0	0	1	1	0.1
TEAM	6	-11	0	0	0	0	-11	-1.8
Total	8	1580	1052	79	514	64	3289	411.1
Opponents	8	893	1761	136	409	72	3271	408.9





# BOSTON COLLEGE CONFERENCE STATISTICS

#	Defensive Leaders	gp	Tackles				tfl/yds	Sacks no-yds	Pass defense			Fumbles		blkd	
			ua	a	tot				int-yds	brup	qbh	rcv-yds	ff	kick	saf
52	Steven Daniels	8	30	21	51	6.5-11	1.5-4	1-23	.	2	2-0	.	.	.	
27	Justin Simmons	8	40	9	49	1.0-1	.	1-0	3	.	.	.	.	.	
21	Manuel Asprilla	8	35	11	46	2.0-11	.	.	5	.	.	.	.	.	
25	Josh Keyes	8	27	17	44	4.0-10	1.0-6	.	.	.	.	1	.	.	
9	Dominique Williams	8	27	16	43	2.5-6	.	.	1	.	.	.	.	.	
5	Ty-Meer Brown	8	23	11	34	3.0-8	1.0-4	1-4	1	1	.	.	.	.	
30	Mike Strizak	8	17	15	32	4.0-14	1.0-9	1-1	.	2	.	.	.	.	
93	Kevin Kavalec	8	24	5	29	7.5-29	3.0-17	.	.	3	.	.	.	.	
90	Connor Wujciak	8	15	10	25	6.5-37	3.0-29	.	.	2	.	1	1	.	
97	Truman Gutapfel	8	10	8	18	5.5-8	2.5-4	.	1	.	.	.	.	.	
34	Sean Duggan	6	8	10	18	1.5-3	.	1-15	.	.	.	.	.	.	
99	Brian Mihalik	8	10	7	17	2.0-12	1.0-8	1-21	1	1	.	.	.	.	
43	John Johnson	3	11	3	14	.	.	.	1	.	.	.	.	.	
37	Kamrin Moore	8	11	2	13	.	.	.	3	.	.	.	.	.	
19	Sean Sylvia	8	5	7	12	.	.	.	.	.	.	.	.	.	
95	Seyi Adebayo	7	7	3	10	3.0-18	2.0-17	.	.	1	.	.	.	.	
28	Matt Milano	8	7	2	9	2.0-16	.	.	.	1	1-0	.	.	.	
8L	Harold Landry	8	4	3	7	1.0-3	.	.	.	1	.	.	.	.	
20	Isaac Yiadom	8	3	4	7	.	.	.	1	.	.	.	.	.	
87	Malachi Moore	8	6	1	7	4.0-17	2.0-13	.	.	.	.	.	.	.	
13	Connor Strachan	8	3	3	6	.	.	.	.	.	.	.	.	.	
17	Bryce Jones	1	3	1	4	.	.	.	1	.	.	.	.	.	
26	David Dudeck	7	2	1	3	.	.	.	.	.	.	.	.	.	
45	Mehdi Abdesmad	1	1	2	3	.	.	.	.	.	.	.	.	.	
48	Nick Lifka	8	2	1	3	.	.	.	.	.	.	.	.	.	
35	Tyler Rouse	8	1	1	2	.	.	.	.	.	.	.	.	.	
6	Sherman Alston	8	1	1	2	.	.	.	.	.	.	.	.	.	
23	Myles Willis	8	2	.	2	.	.	.	.	.	.	.	.	.	
42	Alex Howell	8	1	.	1	.	.	.	.	.	.	.	.	.	
53	Leonard Skubal	8	.	1	1	.	.	.	.	.	.	.	.	.	
36	Bobby Wolford	8	1	.	1	.	.	.	.	.	.	.	.	.	
Total		8	337	176	513	56-204	18-111	6-64	18	14	3-0	2	1	.	
Opponents		8	303	236	539	64-257	17-122	6-72	12	7	3-0	3	2	.	



# GAME-BY-GAME STARTERS

## OFFENSE

Opponent	LT	LG	C	RG	RT	TE/FB	QB	RB	WR	WR	WR
Massachusetts	Betancourt	Vardaro	Gallik	H.Williams	Silberman	Giacone (TE)	Murphy	Willis	Callinan	Bordner	Crimmins
Pittsburgh	Betancourt	Vardaro	Gallik	Kramer	Silberman	Wolford (FB)	Murphy	Willis	Phillips	Bordner	Crimmins
Southern Cal	Betancourt	Vardaro	Gallik	Kramer	Silberman	Darmstatter (TE)	Murphy	Rouse	Callinan	Bordner	Alston
Maine	Betancourt	Vardaro	Gallik	Kramer	Silberman	Giacone (TE)	Murphy	Hilliman	Wolford (FB)	Phillips	Darmstatter (TE)
Colorado State	Betancourt	Baker	Gallik	Kramer	Silberman	Giacone (TE)	Murphy	Willis	Callinan	Dudeck	Addazio (TE)
N.C. State	Betancourt	Vardaro	Gallik	Kramer	Silberman	Giacone (TE)	Murphy	Hilliman	Callinan	Phillips	Crimmins
Clemson	Betancourt	Vardaro	Gallik	Kramer	Silberman	Darmstatter (TE)	Murphy	Willis	Callinan	Bordner	Crimmins
Wake Forest	Betancourt	Vardaro	Gallik	Kramer	Silberman	Giacone (TE)	Murphy	Hilliman	Callinan	Bordner	Crimmins
Virginia Tech	Betancourt	Vardaro	Gallik	Kramer	Silberman	Giacone (TE)	Murphy	Hilliman	Callinan	Bordner	Crimmins
Louisville	Betancourt	Vardaro	Gallik	Kramer	Silberman	Darmstatter (TE)	Murphy	Outlow	Phillips	Bordner	Addazio (TE)
Florida State	Betancourt	Vardaro	Gallik	Kramer	Silberman	Giacone (TE)	Murphy	Hilliman	Callinan	Bordner	Crimmins
Syracuse	Betancourt	Vardaro	Gallik	Kramer	Silberman	Wolford (FB)	Murphy	Hilliman	Callinan	Bordner	Addazio (TE)

## DEFENSE

Opponent	DE	DT	N	DE	SLB	MLB	WLB	LC	SS	FS	RC
Massachusetts	Mihalik	Abdesmad	Wujciak	Kavalec	Keyes	Duggan	Strizak	Asprilla	D.Williams	Simmons	Jones
Pittsburgh	Mihalik	Abdesmad	Wujciak	Kavalec	Keyes	Duggan	Strizak	Asprilla	D.Williams	Simmons	Jones
Southern Cal	Mihalik	Gutapfel	Wujciak	Kavalec	Keyes	Daniels	Strizak	Asprilla	D.Williams	Simmons	Jones
Maine	Mihalik	Gutapfel	Wujciak	Kavalec	Keyes	Duggan	Strizak	Asprilla	D.Williams	Simmons	Jones
Colorado State	Mihalik	Lifka	Wujciak	Kavalec	Keyes	Daniels	Strizak	Asprilla	D.Williams	Simmons	Jones
N.C. State	Mihalik	Gutapfel	Wujciak	Kavalec	Keyes	Daniels	Strizak	Asprilla	D.Williams	Simmons	Johnson
Clemson	Mihalik	Gutapfel	Wujciak	Kavalec	Keyes	Daniels	Strizak	Asprilla	D.Williams	Simmons	Johnson
Wake Forest	Mihalik	Gutapfel	Wujciak	Kavalec	Keyes	Daniels	Strizak	Asprilla	D.Williams	Brown	Simmons
Virginia Tech	Mihalik	Gutapfel	Wujciak	Kavalec	Keyes	Daniels	Strizak	Asprilla	D.Williams	Brown	Simmons
Louisville	Mihalik	Gutapfel	Wujciak	Kavalec	Keyes	Daniels	Strizak	Asprilla	D.Williams	Brown	Simmons
Florida State	Mihalik	Lifka	Wujciak	Kavalec	Keyes	Daniels	Strizak	Asprilla	D.Williams	Brown	Simmons
Syracuse	Mihalik	Gutapfel	Wujciak	Kavalec	Keyes	Daniels	Strizak	Asprilla	D.Williams	Brown	Simmons

## SPECIAL TEAMS

Opponent	K	P
Massachusetts	Howell/Launceford	Howell
Pittsburgh	Howell/Launceford	Howell
Southern Cal	Howell/Launceford	Howell
Maine	Howell/Launceford	Howell
Colorado State	Howell	Howell
N.C. State	Howell/Knoll	Howell
Clemson	Howell/Knoll	Howell
Wake Forest	Howell	Howell
Virginia Tech	Howell/Launceford	Howell
Louisville	Howell/Launceford	Howell
Florida State	Howell/Knoll	Howell
Syracuse	Howell/Knoll	Howell

THE OFFENSIVE LINE: 5 GRADUATES; 129 CAREER STARTS



BETANCOURT

VARDARO

SILBERMAN

GALLIK

KRAMER



**6 SHERMAN ALSTON**

Wide Receiver

Fr. | 5-6 | 163 | Harlem, N.Y.

- Made career debut against Massachusetts (8/30), rushing for 30 yards on two carries and catching one pass for six yards.
- Made first career start against ninth-ranked Southern California (9/13) and averaged 13.8 yards/carry for highest of the season for the Eagles.
- Scored first career touchdown - a 54-yard run - to put the Eagles up, 20-17, in the second quarter against the Trojans, a lead they did not lose.
- Ran for 57 yards on five carries in the win over Maine (9/20), averaging 11.4 yards per carry.
- Tied a career high with five carries in the win at NC State (10/11), registering 53 yards and scoring his second touchdown - a 24-yard run.
- Recorded first career TD reception against Clemson (10/18) on a career-long 26-yard catch.
- Tallied a career-long 37-yard reception at Virginia Tech (11/1).
- One of nine true freshmen returning punts in the nation.
- Recorded a career-long 36-yard punt return at NC State.
- Scored a 26-yard TD reception against Syracuse (11/29).

**CAREER STATISTICS**

**RECEIVING**

	G	REC	YDS	AVG	TD	LG
2014	12	14	169	11.3	2	37
<b>TOTAL</b>	<b>12</b>	<b>14</b>	<b>169</b>	<b>11.3</b>	<b>2</b>	<b>37</b>

**CAREER STATISTICS**

**RUSHING**

	G	ATT	YDS	AVG	TD	LG
2014	12	34	352	10.4	2	54
<b>TOTAL</b>	<b>12</b>	<b>34</b>	<b>352</b>	<b>10.4</b>	<b>2</b>	<b>54</b>

**CAREER STATISTICS**

**PUNT RETURNS**

	G	ATT	YDS	AVG	TD	LG
2014	10	13	101	7.8	0	36
<b>TOTAL</b>	<b>10</b>	<b>13</b>	<b>101</b>	<b>7.8</b>	<b>0</b>	<b>36</b>

**CAREER HIGHS**

Points Scored: 6, 4 times, last vs. Syracuse, Nov. 29, 2014  
 Touchdowns: 1, 4 times, last last vs. Syracuse, Nov. 29, 2014  
 Receptions: 2, 3 times, last last vs. Syracuse, Nov. 29, 2014  
 Receiving yards: 39 (2 rec.) at Virginia Tech, Nov. 1, 2014  
 Receiving touchdowns: 1, 2 times, last vs. Syracuse, Nov. 29, 2014  
 Long reception: 37 at Virginia Tech, Nov. 1, 2014  
 Rush attempts: 5, 3 times, last vs. Clemson, Oct. 18, 2014  
 Rush yards: 57 vs. Maine, Sept. 20, 2014  
 Rush touchdowns: 1, 2 times, last at NC State, Oct. 11, 2014  
 Long rush: 55 vs. Southern California, Sept. 13, 2014  
 Punt returns: 4 at Virginia Tech, Nov. 1, 2014  
 Punt return yards: 45 at NC State, Oct. 11, 2014  
 Long punt return: 36 at NC State, Oct. 11, 2014  
 All-purpose yards: 121 at NC State, Oct. 11, 2014



**21 MANNY ASPRILLA**

Defensive Back

Sr. | 5-11 | 183 | Everett, Mass.

- Named to the All-New England Team
- Recorded five tackles against Pittsburgh (9/5) and five against No. 9 Southern California (9/13).
- Recorded two tackles for a loss against Southern Cal.
- Had two pass breakups in the victory at NC State (10/11).
- Tallied a season-high six tackles, all unassisted, against Clemson (10/18); also recorded a pass breakup.
- Led the BC defense with 10 tackles (four solo) at Virginia Tech (11/1), including one tackle for loss and a pass breakup in the end zone
- Was named ACC Defensive Back of the Week for his performance against the Hokies.
- Led the Eagles with five solo stops against Louisville (11/8), totaling six tackles on the night.
- Tied for a team-high eight tackles, including six solo stops at No. 1/3 Florida State (11/22)
- Led the Eagles with six tackles - all solo stops - against Syracuse (11/29)
- Has four career interceptions, the last returned for 49 yards against Virginia Tech (11/2/13).
- Blocked a kick against Maryland (11/23/13)

**CAREER STATISTICS**

**DEFENSIVE**

	G	UA	A	TOT	TFL	FF/FR	INT
2011	9	12	18	30	1.5-8	0/0	0-0
2012	12	27	15	42	2.5-6	1/0	2-35
2013	13	55	13	68	7.0-13	0/0	2-49
2014	12	48	13	61	3.0-5	0/0	0-0
<b>TOTAL</b>	<b>45</b>	<b>142</b>	<b>59</b>	<b>202</b>	<b>14.0-32</b>	<b>2/0</b>	<b>4-84</b>

**CAREER HIGHS**

All-purpose yards: 49 Virginia Tech, Nov. 2, 2013  
 Punt returns: 1 at Maryland, Nov. 23, 2013  
 Punt return yards: 11 at Maryland, Nov. 23, 2013  
 Interceptions: 1, 4 times, last vs. Virginia Tech, Nov. 2, 2013  
 Long interception return: 49 vs. Virginia Tech, Nov. 2, 2013  
 Tackles: 11 (8-3) at New Mexico State, Nov. 9, 2013  
 Sacks: 1.0 (1-0) vs. Florida State, Nov. 3, 2011  
 Tackles for loss: 2.0, 2 times, last vs. Southern Cal, Sept. 13, 2014  
 Fumbles forced: 1, 2 times, last vs Arizona, Dec. 31, 2013  
 Pass breakups: 2, 4 times, last at NC State, Oct. 11, 2014  
 Blocked kicks: 1 at Maryland, Nov. 23, 2013





**8 JOSH BORDNER**  
Wide Receiver  
Gr. | 6-4 | 230 | Sykesville, Md.

- Transitioned from quarterback to wide receiver for the 2014 season.
- Voted a team captain and named the Scanlan Award winner.
- Leads the BC receiving core with 342 yards, 28.5 yards/game and 26 receptions and three touchdowns and tied for the team lead with three TD receptions.
- Recorded four receptions for 81 yards against Massachusetts (8/30) in first career start.
- Nabbed a 43-yard touchdown pass for first career TD reception against UMass in the fourth quarter.
- Recorded a career-long 48-yard touchdown reception in the second quarter against Maine (9/20).
- Led the Eagles with 71 receiving yards on four catches in the loss to Colorado State (9/27).
- Caught a six-yard, fourth-quarter TD pass in the loss to Clemson (10/18).
- Also threw a 35-yard pass on a trick play against the Tigers.
- Tied a career high with four catches against Syracuse (11/29), leading receivers with 41 yards on the day.

CAREER STATISTICS						
RECEIVING						
	G	REC	YDS	AVG	TD	LG
2014	12	26	342	13.2	3	48
<b>TOTAL</b>	<b>12</b>	<b>26</b>	<b>342</b>	<b>13.2</b>	<b>3</b>	<b>48</b>

**CAREER HIGHS**

Points Scored: 6, 3 times, last vs. Clemson, Oct. 18, 2014

Touchdowns: 1, 3 times, last vs. Clemson, Oct. 18, 2014

Receptions: 4, 3 times, last vs. Syracuse, Nov. 29, 2014

Receiving yards: 81 (4 rec) at Massachusetts, Aug. 30, 2014

Receiving touchdowns: 1, 3 times, last vs. Clemson, Oct. 18, 2014

Long reception: 48 vs. Maine, Sept. 20, 2014



**18 DAN CRIMMINS**  
Wide Receiver  
Jr. | 6-5 | 237 | Claster, N.J.

- Second on the team lead with 23 receptions, 297 yards and 24.8 yards/game.
- Has caught at least one pass in nine of the 12 games played.
- Led the receiving core with seven catches, a career high, against Massachusetts (8/30), totaling 52 yards on the day.
- Caught two passes for 13 yards against Pittsburgh (9/5).
- Caught four passes for 39 yards in the loss to Colorado State (9/27).
- Recorded a career-long 55-yard reception, the longest of the year for quarterback Tyler Murphy, in the loss to Louisville (11/8).
- In 2013, caught at least one pass in nine of the 11 games played in.

CAREER STATISTICS						
RECEIVING						
	G	REC	YDS	AVG	TD	LG
2012	9	0	0	0	0	0
2013	11	10	61	6.1	0	15
2014	12	23	297	12.9	0	55
<b>TOTAL</b>	<b>32</b>	<b>32</b>	<b>355</b>	<b>11.1</b>	<b>0</b>	<b>55</b>

**CAREER HIGHS**

Receptions: 7 at Massachusetts, Aug. 30, 2014

Receiving yards: 52 at Massachusetts, Aug. 30, 2014

Long reception: 55 vs. Louisville, Nov. 8, 2014

Kick returns: 1 vs. NC State, Nov. 16, 2013



## 52 STEVEN DANIELS

Linebacker

Jr. | 6-5 | 257 | Cincinnati, Ohio

- Recorded second career interception, returning it for 23 yards, against Pittsburgh (9/5).
- Recorded eight tackles, including seven solo stops, in the win over ninth-ranked USC (9/13).
- Tallied first tackle for loss of the season against Colorado State (9/27).
- Recovered first fumble of the season in the win at NC State (10/11).
- Also recorded a sack for a loss of three yards, a QB hurry and five tackles in the victory over the Wolfpack.
- Tied a career high with 11 tackles, leading the BC defense, in the loss to Clemson (10/18); all 11 were unassisted.
- Also tied a career high with three tackles for loss against the Tigers.
- Tallied seven tackles, including two for loss and combined for a sack in the win at Wake Forest (10/25).
- Led the Eagles with seven tackles in the loss to Louisville (11/8), recording half a tackle for loss and a fumble recovery.
- Second on the BC defense with 68 tackles and is fourth with seven TFLs.
- Returned for the 2014 as the Eagles leading tackler with 88 in 2013.

### CAREER STATISTICS DEFENSIVE

	G	UA	A	TOT	TFL	FF/FR	INT
2012	10	16	9	25	0.5-2	0/0	0-0
2013	13	54	34	88	6.5-12	1/1	1-8
2014	12	42	26	68	7.0-13	0/2	1-23
<b>TOTAL</b>	<b>35</b>	<b>112</b>	<b>69</b>	<b>181</b>	<b>14.0-27</b>	<b>1/3</b>	<b>2-31</b>

### CAREER HIGHS

Tackles: 11, 2 times, last vs. Clemson, Oct. 18, 2014  
 Sacks: 2.0 vs. Army, Oct. 5, 2013  
 Tackles of loss: 3.0, 2 times, last vs. Clemson, Oct. 18, 2014  
 Fumbles forced: 1 vs. Florida State, Sept. 28, 2013  
 Fumbles recovered: 1, 3 times, last vs. Louisville, Nov. 8, 2014  
 Interceptions: 1, 2 times, last vs. Pittsburgh, Sept. 5, 2014  
 Long interception return: 23 yards vs. Pittsburgh, Sept. 5, 2014  
 Pass breakups: 1, 2 times, last at New Mexico St., Nov. 9, 2013



**32 JON HILLIMAN**

Running Back

Fr. | 5-0 | 215 | Plainfield, N.J.

- Named to the ACSMA and Coaches All-ACC Third Team
- Broke Boston College's freshman record for rushing attempts (185), set in 2008.
- Leads the team with 12 rushing touchdowns 185 carries while ranking second with 712 rushing yards.
- Currently tied for 10th in the BC record books for single-season rush TDs.
- Tied for second in the ACC for rushing touchdowns.
- Has recorded two rushing TDs in five games, including three straight and scored at least one TD in seven of the last 10 games.
- In BC debut, carried the ball nine times for 43 yards against Massachusetts (8/30).
- Recorded 89 yards on 19 carries against No. 9 Southern Cal (9/13) with a long of 22 yards.
- Tallied two rushing TDs in the win over the Trojans, becoming the first true freshman since 2008 to score two or more rushing touchdowns in a game. Montel Harris found the endzone three times on Sept. 27, 2008 against Rhode Island in the Eagles' 42-0 win.
- Earned ECAC Rookie of the Week honors for efforts against USC.
- Tallied 98 yards on 21 carries in first career start in the win against Maine (9/20), scoring two touchdowns.
- Carried the ball 24 times and rushed for a career-high 128 yards against Colorado State (9/27), scoring two rushing touchdowns for the third straight game.
- Recorded a career-long, 52-yard run against the Rams.
- Carried the ball a team season-high 27 times for 85 yards in the win at NC State (10/11), scoring a TD for the fourth straight game.
- Also recorded first career reception against State, a five-yard catch.
- Led the Eagles with 101 yards on 20 attempts and scored two touchdowns in the win at Wake Forest (10/25).
- His 33-yard touchdown against the Demon Deacons run was his longest scoring play of the season and the first over 10 yards.
- Notched two one-yard touchdowns in the loss to Louisville (11/8).
- Led the Eagles with 73 rushing yards in the loss to No. 1/3 Florida State (11/22).
- Scored on a seven-yard run in the victory against Syracuse (11/29)

## CAREER STATISTICS

### RUSHING

	G	ATT	YDS	AVG	TD	LG
2014	12	185	712	3.8	12	52
<b>TOTAL</b>	<b>12</b>	<b>185</b>	<b>712</b>	<b>3.8</b>	<b>12</b>	<b>52</b>

## CAREER HIGHS

Points scored:	12, 5 times, last vs. Louisville, Nov. 8, 2014
Touchdowns:	2, 5 times, last vs. Louisville, Nov. 8, 2014
Rush attempts:	27 at NC State, Oct. 11, 2014
Rush yards:	128 vs. Colorado State, Sept. 27, 2014
Rush touchdowns:	2, 5 times, last vs. Louisville, Nov. 8, 2014
Long rush:	52 vs. Colorado State, Sept. 27, 2014
All-purpose yards:	128 vs. Colorado State, Sept. 27, 2014

## RECORD WATCH

### BC Single-Season Rushing Touchdowns

1.	22	Keith Barnette	1974
2.	19	Darnell Campbell	1993
3.	18	Andre Williams	2013
4.	15	William Green	2001
	15	Mike Esposito	1973
6.	14	Montel Harris	2009
	14	William Green	2000
	14	Mike Cloud	1998
9.	13	Omari Walker	1996
10.	12	Derrick Knight	2002
	12	Al Weston	1926
	<b>12</b>	<b>Jon Hilliman</b>	<b>2014</b>
12.	11	Derrick Knight	2003
	11	Fred Willis	1970
	11	Mike Holovak	1940

### BC Freshman Rushing Records

Attempts:	<b>185</b>	<b>Jon Hilliman</b>	<b>2014</b>
	179	Montel Harris	2008
Yards:	920	Montel Harris	2008
	<b>712</b>	<b>Jon Hilliman</b>	<b>2014</b>
Average:	6.1	Mike Cloud	1995
	<b>3.8</b>	<b>Jon Hilliman</b>	<b>2014</b>





**42 ALEX HOWELL**  
Kicker | Punter  
Sr. | 6-5 | 206 | Florence, S.C.

- Named to the All-New England Team
- Recorded first career points against Massachusetts (8/30) with a 44-yard field goal in the second quarter
- 5-for-11 on the season, missing kicks all outside of the 40-yard line (40, 42, 44, 46, 47, 52).
- Punted 10 times against Clemson (10/18), averaging 50.1 yards/punt.
- Pinned the Tigers back on their own three-yard line on a perfect 38-yard punt when forced to punt from the 41-yard line.
- Tied a career long with a 44-yard field goal with just over four minutes to play at Virginia Tech (11/1) to put the Eagles up by two after surrendering a lead.
- Only extra point missed came on a blocked kick at Wake Forest (10/25).
- Averaging 42.9 yards/punt - fifth in the ACC - with four touchbacks, 13 fair catches, 20 punts inside the 20-yard line and 14 punts of 50 yards or more.
- Recorded a career-long 62-yard punt against Pittsburgh (9/5)
- Averaging 58.9 yards per kickoff with 17 touchbacks, including four against Florida State (11/22).

CAREER STATISTICS									
KICKING									
	FGM	FGA	PCT	LG	BLK	PAM	PAA	PCT	PTS
2014	5	11	.455	44	0	8	9	.889	23
<b>TOTAL</b>	<b>5</b>	<b>11</b>	<b>.455</b>	<b>44</b>	<b>0</b>	<b>8</b>	<b>9</b>	<b>.889</b>	<b>23</b>

CAREER HIGHS	
Points Scored:	9 vs. Maine, Sept. 20, 2014
Kick PATs:	3 vs. Colorado State, Sept. 27, 2014
Points by kicking:	6 vs. Maine, Sept. 20, 2014
Field goals made:	2 vs. Maine, Sept. 20, 2014
Field goal attempts:	2, 2 times, last vs. Maine, Sept. 20, 2014
Longest field goal:	44, 2 times, last at Virginia Tech, Nov. 1, 2014
Punt attempts:	10 vs. Clemson, Oct. 18, 2014
Punt yards:	501 vs. Clemson, Oct. 18, 2014
Longest punt:	62 vs. Pittsburgh, Sept. 5, 2014



**25 JOSH KEYES**  
Linebacker  
Sr. | 6-2 | 223 | Ghent, N.Y.

- Earned Coaches All-ACC third-team honors and ACSMA All-ACC honorable mention
- Earned ACC Linebacker of the Week, FWAAs Defensive Player of the Week and ECAC Co-Defensive Player of the Week for performance against Southern California (9/13).
- Recorded eight tackles against the Trojans, including five solo stops. Of those eight tackles, 5.5 were tackles for a total loss of 15 yards, including a sack on third-and-four for a loss of eight.
- Led the BC defense against Maine (9/20) with five tackles - all solo stops - and sacked the quarterback once for a loss of 12 yards.
- Recorded four solo tackles against Massachusetts (8/30), including a sack for a loss of eight yards for force a punt.
- Tallied a career-high 10 tackles, including two tackles for loss one of which was a sack and a forced fumble, in the victory at NC State (10/11).
- Earned ACC Linebacker of the Week and ECAC Defensive Player of the Week honors for play in Raleigh.
- Leads the team with 11.5 tackles for a loss of 53 yards and four sacks for a loss of 34 yards.
- Named to Phil Steele's Midseason All-ACC Second Team

CAREER STATISTICS							
DEFENSIVE							
	G	UA	A	TOT	TFL	FF/FR	INT
2011	9	4	4	8	0.0-0	0/0	0
2012	10	15	5	20	0.0-0	0/0	0
2013	11	15	15	30	5.0-28	1/0	0
2014	12	43	20	63	11.5-45	1/0	0
<b>TOTAL</b>	<b>41</b>	<b>77</b>	<b>44</b>	<b>121</b>	<b>16.5-73</b>	<b>2/0</b>	<b>0</b>

CAREER HIGHS	
Tackles:	10 at NC State, Oct. 11, 2014
Sacks:	1.0, times, last at NC State, Oct. 11, 2014
Tackles for loss:	5.5 vs. Southern California, Sept. 13, 2014
Forced fumbles:	1, 2 times, last at NC State, Oct. 11, 2014



## 30 JOEY LAUNCEFORD

Kicker | Punter

Sr. | 5-10 | 190 | Seattle, Wash.

- Saw first career action against Massachusetts, going 2-for-2 on field goals (21, 28 yards) and converting all three extra-point attempts.
- Connected on all both PAT attempts against Pittsburgh (9/5).
- Recorded a 25-yard field goal and was 4-for-5 on extra-point attempts in the win over No. 9 Southern California (9/13).
- Was 1-for-2 on extra-point attempts in the win over Maine (9/20), as a PAT was blocked in the second quarter.
- Connected on a 19-yard field goal at Virginia Tech (11/1) and was 3-for-4 on extra-point attempts.
- Was 1-for-2 on extra-point attempts in the loss to Louisville (11/8).

### CAREER STATISTICS

#### KICKING

	FGM	FGA	PCT	LG	BLK	PAM	PAA	PCT	PTS
2014	4	4	1.000	28	0	14	18	.778	25
<b>TOTAL</b>	<b>4</b>	<b>4</b>	<b>1.000</b>	<b>28</b>	<b>0</b>	<b>14</b>	<b>18</b>	<b>.778</b>	<b>25</b>

### CAREER HIGHS

Points Scored:	9 at Massachusetts, Aug. 30, 2014
Kick PATs:	4 vs. Southern California, Sept. 13, 2014
Points by kicking:	9 at Massachusetts, Aug. 30, 2014
Field goals made:	2 at Massachusetts, Aug. 30, 2014
Field goal attempts:	2 at Massachusetts, Aug. 30, 2014
Longest field goal:	28 at Massachusetts, Aug. 30, 2014



- Broke the ACC single-season record for rushing yards by a quarterback, surpassing Clemson's Woodrow Dantzler (1,061 in 2001).
- Broke **Doug Flutie's** record for career rushing yards by a quarterback (939) in just one season, rushing for 965 through nine games.
- Became the first ACC quarterback to hit the 1,000-yard mark since Georgia Tech's Josh Nesbitt completed the feat in 2009.
- Currently ranked third BC record books for rushing TDs by a quarterback with 10.
- Second in the nation for rushing yards and rushing yards per game by a quarterback and leads all QBs nationally with 6.3 yards/carry.
- Third in the ACC for rushing yards, behind two running backs.
- Threw for 173 yards and rushed for a 118 more at Massachusetts (8/30), becoming the first BC quarterback to rush for 100 yards in a single game.
- Recorded a rushing TD in each of the first six games and in seven of the 10 games in 2014; has a rushing and passing TD in five games.
- Set a career high with 191 rushing yards in the 37-31 victory over ninth-ranked Southern California (9/13). The total was the second most in ACC history and sixth-highest, single-game total by any back in the league this season.
- Earned ACC Offensive Back of the Week (9/15) for efforts against USC.
- Recorded a career-long run of 71 yards for a touchdown against Maine (9/20).
- Rushed for two TDs in the win over Maine. The last time a BC QB rushed for two scores was on Oct. 4, 2008 when Chris Crane scored two against NC State. Repeated the feat at NC State (10/11).
- Tallied his second-highest rushing output of the season against NC State, 132 yards on 15 carries (8.8 y/c), with two touchdowns and no interceptions or sacks.
- Threw two touchdowns against Clemson (10/18), his first multiple passing TD game of the season; then threw two TDs and added a rushing score at Virginia Tech (11/1).
- Threw a season-long, 55-yard reception to Dan Crimmins in the loss to Louisville (11/8); also threw a career-high four picks in the game.
- One of six quarterbacks in the nation to lead his team in both rushing and passing.
- Named to Phil Steele's Midseason All-ACC First Team

## CAREER STATISTICS

### PASSING

	G-S	COMP	ATT	INT	PCT	YDS	TD	LG
2014	12-12	120	211	10	56.9	1526	11	55
<b>TOTAL</b>	<b>12-12</b>	<b>120</b>	<b>211</b>	<b>10</b>	<b>56.9</b>	<b>1526</b>	<b>11</b>	<b>55</b>

## CAREER STATISTICS

### RUSHING

	G	ATT	YDS	AVG	TD	LG
2014	12	170	1079	6.3	10	71
<b>TOTAL</b>	<b>12</b>	<b>170</b>	<b>1079</b>	<b>6.3</b>	<b>10</b>	<b>71</b>

## BC CAREER HIGHS

Pass attempts:	28 vs. Pittsburgh, Sept. 5, 2014
Pass completions:	17 at Massachusetts, Aug. 30, 2014
Pass yards:	173 at Massachusetts, Aug. 30, 2014
Pass touchdowns:	2, 2 times, last at Virginia Tech, Nov. 1, 2014
Interceptions:	4 vs. Louisville, Nov. 8, 2014
Long pass:	55 vs. Louisville, Nov. 8, 2014
Points scored:	18, 2 times, last at Virginia Tech, Nov. 1, 2014
Touchdowns:	3, 2 times, last at Virginia Tech, Nov. 1, 2014
Rush attempts:	18 at Virginia Tech, Nov. 1, 2014
Rush yards:	191 vs. Southern California, Sept. 13, 2014
Rush touchdowns:	2, 2 times, last at NC State, Oct. 11, 2014
Long rush:	71 vs. Maine, Sept. 20, 2014
Total offense attempts:	44 vs. Pittsburgh, Sept. 5, 2014
Total offense yards:	291 at Massachusetts, Aug. 30, 2014

## GAME-BY-GAME

Opp.	Rush	Yds.	TD	Lg	Comp-Att-Int	Yds	TD	Lg
UMass	13	118	1	31	17-24-1	173	1	43
Pitt	16	92	1	51	10-28-2	134	1	48
USC	13	191	1	66	5-13-1	54	0	17
Maine	13	99	2	71	11-18-1	130	1	48
Colo St	16	79	1	21	12-18-1	169	0	31
NC St.	15	132	2	47	12-19-0	101	0	23
Clem	13	55	0	43	8-19-0	108	2	48
Wake	14	77	0	13	11-15-0	165	1	41
Va Tech	18	122	1	57	8-15-0	110	2	37
Louisville	12	41	0	28	7-15-4	149	1	55
Florida St.	15	48	1	21	6-10-0	73	1	49
Syracuse	11	20	0	18	13-17-0	160	1	30

### Most Rushing Yds/Gm (FBS Quarterbacks)

1. 118.2 Keenan Reynolds, Navy
2. **89.9 Tyler Murphy, BC**
3. 83.1 Cody Fajardo, Nevada
4. 78.3 Dak Prescott, Miss. St.
5. 73.2 J.T. Barrett, Ohio State

### Most Rushing TDs (FBS Quarterbacks)

1. 21 Keenan Reynolds, Navy
2. 14 Marcus Mariota, Oregon
3. 12 Cody Fajardo, Nevada
- 12 Dak Prescott, Miss. St.
5. 11 Nick Marshall, Auburn
- 11 Fredi Knighen, Arkansas St.
6. **10 Tyler Murphy, BC**
- 10 2 quarterbacks

## RECORD WATCH

### Career Rush Yards by BC QB

1. **1079 Tyler Murphy (2014)**
2. 939 Doug Flutie (81-84)
3. 864 Jay Palazola (77-79)
4. 603 Jack Concannon (61-63)
5. 548 Joe Marzetti (66-68)

### Career Rushing TDs by BC QB

1. 12 Jack Concannon (61-63)
2. 11 Matt Ryan (04-07)
3. **10 Tyler Murphy (2014)**
4. 9 Chris Crane (05-08)
5. 7 Doug Flutie (81-84)
- 7 Mike Kruczek (73-75)

### Single-Season Rush Yards by ACC QB

1. **1,079 Tyler Murphy, BC, 2014**
2. 1,061 Woodrow Dantzler, CU, 2001
3. 1,037 Joshua Nisbitt, GT, 2009
4. 1,028 Woodrow Dantzler, CU, 2000
5. 986 Tevin Washington, GT, 2011
6. 803 Larry Russell, WF, 1971
7. 767 Mike Dunn, Duke, 1976
8. 738 Tyrod Taylor, VT, 2008
9. 737 Joshua Nisbitt, GT, 2010
10. 734 Joe Hamilton, GT, 1999

### Single-Game Rushing Yards by ACC QB

1. 220 Woodrow Dantzler, CU 2001
2. **191 Tyler Murphy, BC 2014**
3. 176 Tevin Washinston, GT 2011
4. 174 Ricky Lanier, NC 1974
5. 168 Mike Dunn, DU 1976




**7 MARCUS OUTLOW**

Running Back

Fr. | 5-10 | 207 | Norwich, Conn.

- In BC debut, carried the ball twice for three yards against Massachusetts (8/30).
- Racked up 107 yards on 14 carries in the victory against Maine (9/20), averaging 7.6 yards per carry - all in the fourth quarter.
- Became the first true freshman running back to record over 100 yards in a game since Montel Harris tallied 116 against Maryland on Nov. 29, 2008.
- Recorded a career-long, 31-yard reception against Colorado State (9/27).
- Tallied first career touchdown at Virginia Tech (11/1) - a two-yard reception from Tyler Murphy in the third quarter.
- Tallied 61 rushing yards on 12 carries in the three-point loss to No. 1/3 Florida State (11/22).

**CAREER STATISTICS  
RUSHING**

	G	ATT	YDS	AVG	TD	LG
2014	11	54	228	4.2	0	27
<b>TOTAL</b>	<b>11</b>	<b>54</b>	<b>228</b>	<b>4.2</b>	<b>0</b>	<b>27</b>

**BC CAREER STATISTICS  
RECEIVING**

	G	REC	YDS	AVG	TD	LG
2014	11	8	85	10.6	1	31
<b>TOTAL</b>	<b>11</b>	<b>8</b>	<b>85</b>	<b>10.6</b>	<b>1</b>	<b>31</b>

**CAREER HIGHS**

Points scored:	6 at Virginia Tech, Nov. 1, 2014
Touchdowns:	1 at Virginia Tech, Nov. 1, 2014
Rush attempts:	24 vs. Maine, Sept. 20, 2014
Rush yards:	107 vs. Maine, Sept. 20, 2014
Long rush:	27 vs. Maine, Sept. 20, 2014
Receptions:	1, 7 times, last vs. Louisville, Nov. 8, 2014
Receiving yards:	31 vs. Colorado State, Sept. 27, 2014
Long reception:	31 vs. Colorado State, Sept. 27, 2014
All-purpose yards:	135 vs. Maine, Sept. 20, 2014


**11 SHAKIM PHILLIPS**

Wide Receiver

Gr. | 5-3 | 206 | Paterson, N.J.


- Played his freshman year (2010) at Boston College before transferring to Connecticut. Returned to BC for graduate degree.
- Caught first touchdown pass as an Eagle in loss to Pittsburgh (9/5), recording a 48-yard reception from Murphy.
- Led the receiving core with 78 receiving yards against the Panthers on four catches.
- Caught a 37-yard touchdown in the victory at Wake Forest (10/25).
- Caught a career-long 49-yard touchdown reception from Murphy in the Eagles' 20-17 loss to No. 1/3 Florida State (11/22).
- Leads the Eagles with 24.2 yards per catch and is tied for the team lead with three touchdowns.

**BC CAREER STATISTICS  
RECEIVING**

	G	REC	YDS	AVG	TD	LG
2010	4	1	9	9.0	0	9
2014	11	10	242	24.2	3	49
<b>TOTAL</b>	<b>15</b>	<b>11</b>	<b>251</b>	<b>22.8</b>	<b>3</b>	<b>49</b>

**CAREER HIGHS**

Points Scored:	6, 3 times, last at Florida State, Nov. 22, 2014
Touchdowns:	1, 3 times, last at Florida State, Nov. 22, 2014
Receptions:	4 vs. Pittsburgh, Sept. 5, 2014
Receiving yards:	78 (4 rec) vs. Pittsburgh, Sept. 5, 2014
Receiving touchdowns:	1, 2 times, last at Wake, Oct. 25, 2014
Long reception:	49 at Florida State, Nov. 22, 2014



**35 TYLER ROUSE**

Running Back

So. | 5-8 | 194 | Baldwinsville, N.Y.

- Second on the team with 87 rushing yards against Massachusetts (8/30) on 19 attempts.
- Set career-high marks in both yards and attempts against the Minutemen.
- Scored first TD of 2014 on a one-yard run in the first quarter against Pittsburgh (9/5).
- Notched another TD in the 37-31 victory over No. 9 Southern California (9/13), rushing for 29 yards on eight carries.
- Scored first collegiate touchdown on a 29-yard run at USC (9/14/13).
- Caught two passes for 10 yards in the win over Maine (9/20).
- Led the Eagles with 59 rushing yards on nine carries, including a career-long 42-yard touchdown, against Syracuse (11/29).

**CAREER STATISTICS  
RUSHING**

	G	ATT	YDS	AVG	TD	LG
2013	10	26	125	4.8	2	29
2014	12	49	214	4.4	3	42
<b>TOTAL</b>	<b>22</b>	<b>75</b>	<b>366</b>	<b>4.9</b>	<b>5</b>	<b>42</b>

**CAREER STATISTICS  
RECEIVING**

	G	REC	YDS	AVG	TD	LG
2014	12	4	44	11.0	0	23
<b>TOTAL</b>	<b>12</b>	<b>4</b>	<b>44</b>	<b>11.0</b>	<b>0</b>	<b>23</b>

**CAREER HIGHS**

Points scored: 6, 5 times, last vs. Syracuse, Nov. 29, 2014  
 Touchdowns: 1, 5 times, last vs. Syracuse, Nov. 29, 2014  
 Rush attempts: 19 at Massachusetts, Aug. 30, 2014  
 Rush yards: 87 at Massachusetts, Aug. 30, 2014  
 Rush touchdowns: 1, 5 times, last vs. Syracuse, Nov. 29, 2014  
 Long rush: 42 vs. Syracuse, Nov. 29, 2014  
 Receptions: 2 vs. Maine, Sept. 20, 2014  
 Receiving yards: 23 vs. Pittsburgh, Sept. 5, 2014  
 All-purpose yards: 98 vs. Massachusetts, Aug. 30, 2014



**27 JUSTIN SIMMONS**

Defensive Back

Jr. | 6-3 | 198 | Stuart, Fla.

- Forced Massachusetts quarterback Blake Frohnappel to intentionally ground the ball to record a sack and intercepted his second career ball, returning it 20 yards in the BC 30-7 win (8/30).
- Tied for the team lead with eight tackles in the loss to Pittsburgh (9/5).
- Led the Eagles with a career-high 11 tackles against Colorado State (9/27), becoming the first Eagles to tally double-digit tackles in a game in 2014.
- Second on the team with nine tackles at NC State (10/11), leading the defense with eight solo stops.
- Made an interception with two minutes to play at Wake Forest (10/25) to halt the Demon Deacon's drive as the Eagles led by six.
- Tied for a team-high eight tackles, including six solo stops, in the three-point loss to No. 1/3 Florida State (11/22).
- Currently leads the team with 70 tackles and 57 solo stops.

**CAREER STATISTICS  
DEFENSIVE**

	G	UA	A	TOT	TFL	FF/FR	INT
2012	12	31	21	52	0.0-0	2/0	1-2
2013	13	22	12	34	1.0-6	0/1	0-0
2014	12	57	13	70	2.0-16	0/0	2-20
<b>TOTAL</b>	<b>37</b>	<b>112</b>	<b>46</b>	<b>158</b>	<b>3.0-22</b>	<b>2/1</b>	<b>3-22</b>

**CAREER HIGHS**

Tackles: 11 (10-1) vs. Colorado State, Sept. 27, 2014  
 Sacks: 1.0 at Massachusetts, Aug. 30, 2014  
 Tackles for loss: 1.0, 3 times, last vs. Clemson, Oct. 18, 2014  
 Forced fumbles: 1, 2 times, last at Army, Oct. 6, 2012  
 Interceptions: 1, 3 times, last at Wake Forest, Oct. 25, 2014  
 Long interception return: 20 at Massachusetts, Aug. 30, 2014  
 Pass breakups: 1, 8 times, last at Massachusetts, Aug. 30, 2014



- Scored the Eagles' first touchdown of the 2014 season with a one-yard run in the third quarter against Massachusetts (8/30).
- Recorded a career-high 89 rushing yards on nine carries - averaging 9.9 yards/carry - in the 37-31 victory over No. 9 Southern California (9/13).
- Also recorded a 52-yard run in the win over the Trojans.
- Scored a touchdown on a 10-yard run on the Eagles' first drive of the game in the victory at NC State (10/11). Rushed for 32 yards on eight carries on the night.
- Scored at Virginia Tech (11/1) on a career-long, 68-yard run, the second-longest run of the season for the Eagles.
- Racked up 79 yards on six carries in the win against the Hokies, averaging a 13.2 yards/carry, the second-highest average of the year for BC after Sherman Alston averaged 13.8 vs. Southern Cal (9/13).
- Recorded a season-long 50-yard kickoff return against Clemson (10/18).
- Tied a career high with five kick returns in the loss to Louisville (11/8) and set a career high with 131 return yards.
- Returned the opening kickoff 95 yards for the first score of the game against Syracuse (11/29), notching his second-ever kickoff return for a TD.
- His 24.9 kick return average is fourth in the ACC while is yardage total (649) and total kick returns (28) ranks first.
- Currently seventh in BC record books with 70 career kick returns and fourth with 1,455 return yards.
- In 2013, registered 709 yards on 30 attempts for 23.6 yards per carry (fifth in the ACC).
- Returned a career-long 98-yard kickoff for a touchdown against New Mexico State (11/9/13).

**CAREER HIGHS**

Points scored:	6, 7 times, last vs. Syracuse, Nov. 29, 2014
Touchdowns:	1, 7 times, last vs. Syracuse, Nov. 29, 2014
Rush attempts:	17 at Syracuse, Nov. 30, 2013
Rush yards:	89 vs. Southern California, Sept. 13, 2014
Rush touchdowns:	1, 4 times, last at Virginia Tech, Nov. 1, 2014
Long rush:	68 at Virginia Tech, Nov. 1, 2014
Receptions:	4 vs. Florida State, Sept. 28, 2013
Receiving yards:	69 vs. Florida State, Sept. 28, 2013
Receiving touchdowns:	1 vs. Florida State, Sept. 28, 2013
Long reception:	52 vs. Florida State, Sept. 28, 2013
Total offense attempts:	17 at Syracuse, Nov. 30, 2013
Total offense yards:	77 vs. NC State, Nov. 16, 2013
All-purpose yards:	211 vs. Florida State, Sept. 28, 2013
Kick returns:	5, 2 times, last vs. Louisville, Nov. 8, 2014
Rick return yards:	131 vs. Louisville, Nov. 8, 2014
Long kick return:	98 at New Mexico State, Nov. 9, 2013

**RECORD WATCH**

**Career Kickoff Returns**

1.	110	Will Blockmon (2002-05)
2.	86	Tim Frager (1987-90)
3.	84	Jeff Smith (2006-09)
4.	67	Kenyatta Watson (1993-96)
5.	65	Tyrone Taylor (1983-86)
	65	Tracy Giles (1985-89)
7.	60	<b>Myles Willis (2013-present)</b>
8.	44	Ken Bell (1982-85)
9.	40	Chuckie Dukes (1991-92)

**Career Kickoff Return Yardage**

1.	2,700	Will Blockmon (2002-05)
2.	1,975	Tim Frager (1987-90)
3.	1,959	Jeff Smith (2006-09)
4.	1,455	<b>Myles Willis (2013-present)</b>
5.	1,436	Kenyatta Watson (1993-96)
6.	1,270	Tyrone Taylor (1983-86)
7.	1,116	Spiffy Evans (2011-13)
8.	1,104	Tracy Giles (1985-89)

**CAREER STATISTICS**

**RUSHING**

	G	ATT	YDS	AVG	TD	LG
2013	11	60	346	5.8	2	38
2014	12	84	440	5.2	3	68
<b>TOTAL</b>	<b>23</b>	<b>136</b>	<b>857</b>	<b>6.3</b>	<b>5</b>	<b>68</b>

**CAREER STATISTICS**

**RECEIVING**

	G	REC	YDS	AVG	TD	LG
2013	11	5	60	12.0	1	52
2014	12	1	18	18.0	0	18
<b>TOTAL</b>	<b>23</b>	<b>6</b>	<b>76</b>	<b>12.7</b>	<b>1</b>	<b>52</b>

**CAREER STATISTICS**

**RETURNS**

	G	ATT	YDS	AVG	TD	LG
2013	11	30	709	23.6	1	98
2014	12	28	649	23.2	0	50
<b>TOTAL</b>	<b>23</b>	<b>60</b>	<b>1455</b>	<b>24.3</b>	<b>2</b>	<b>98</b>





**GAME 1 • MASSACHUSETTS**



<b>Boston College</b>	<b>0</b>	<b>6</b>	<b>14</b>	<b>10</b>	<b>30</b>	<b>Record: 1-0</b>
<b>Massachusetts</b>	<b>0</b>	<b>0</b>	<b>7</b>	<b>0</b>	<b>7</b>	<b>Record: 0-1</b>

August 30, 2014 • Foxborough, Mass. • Gillette Stadium (30,479)

**SECOND QUARTER**

- 14:21 BC Alex Howell 44-yd field goal, 10-71, 4:59
- 5:29 BC Joey Launceford 28-yd field goal, 15-72, 7:23

**THIRD QUARTER**

- 8:49 BC Myles Willis 1-yd run (Joey Launceford kick), 13-7, 6:06
- 3:10 BC Tyler Murphy 1-yd run (Joey Launceford kick), 10-52, 4:41
- 1:29 MA Tajae Sharpe 77-yd pass from Blake Frohnpfel (Blake Lucas kick), 3-77, 1:35

**FOURTH QUARTER**

- 14:52 BC Josh Bordner 43-yd pass from Tyler Murphy (Joey Launceford kick), 4-65, 1:28
- 7:35 BC Joey Launceford 21-yd field goal, 9-31, 4:54

	<b>UMass</b>	<b>BC</b>
<b>FIRST DOWNS</b>	9	27
<b>RUSHES-YARDS (NET)</b>	22-55	61-338
<b>PASSING YDS (NET)</b>	147	173
<b>Passes Att-Comp-Int</b>	9-22-1	17-25-1
<b>TOTAL OFFENSE PLAYS-YARDS</b>	44-202	86-511
<b>Fumble Returns-Yards</b>	0-0	0-0
<b>Punt Returns-Yards</b>	0-0	1-0
<b>Kickoff Returns-Yards</b>	4-95	2-56
<b>Interception Returns-Yards</b>	1-20	1-20
<b>Punts (Number-Avg)</b>	6-42.2	1-53.0
<b>Fumbles-Lost</b>	0-0	0-0
<b>Penalties-Yards</b>	4-23	7-55
<b>Possession Time</b>	17:49	42:11
<b>Third-Down Conversions</b>	3 of 11	9 of 17
<b>Fourth-Down Conversions</b>	0 of 1	2 of 3
<b>Red-Zone Scores-Chances</b>	4-4	0-1
<b>Sacks By: Number-Yards</b>	0-0	3-30

**RUSHING:** BC - Murphy, T. 13-118, 1 TD; Rouse, T. 19-87; Willis, M. 16-57, 1 TD; Hilliman, J. 9-43; Alston, S. 2-30; Outlow, M. 2-3; UMass - Biyden, J. 9-43; Wilson, J. 6-23; Woodley, L. 2-10; Frohnpfel, B. 5-(-21).

**PASSING:** BC - Murphy, T. 17-24-173, 1 TD, 1 INT; Team 0-1-0; UMass - Frohnpfel, B. 9-22-147, 1 TD, 1 INT.

**RECEIVING:** BC - Crimmins, D. 7-52; Bordner, J. 4-81, 1 TD; Callinan, C. 3-19; Rouse, T. 1-11; Alston, S. 1-6; Wolford, B. 1-4; UMass - Sharpe, T. 2-90, 1 TD; Wilson, J. 2-14; Mills, R. 1-22; Howard, B. 1-7; Blyden, J. 1-7; Michel, M. 1-6; Williams, J. 1-1.

**INTERCEPTIONS:** BC - Simmons, J. 1-20; UMass - Jette, R. 1-20.

**FUMBLES:** BC - None; UMass - None.

**SACKS:** BC- Keyes, J. 1.0-8; Simmons, J. 1.0-15; Mihalik, B. 1.0-7; UMass - None.

**TACKLES (UA-A-T):** BC - Duggan, S. 3-3-6; Keyes, J. 4-0-4; Daniels, S. 2-2-4; Asprilla, M. 3-0-3; Strizak, M. 2-1-3; Johnson, J. 1-2-3; Moore, M. 2-0-2; Simmons, J. 2-0-2; Williams, D. 2-0-2; Mihalik, B. 1-1-2; Jones, B. 1-1-2; Schwab, T. 1-1-2; Sylvia, S. 0-2-2; Ntantang, A. 1-0-1; Betancourt, S. 1-0-1; Kavalec, K. 1-0-1; Yiadom, I. 0-1-1; Jay, J. 0-1-1; Wujciak, C. 0-1-1; UMass - Santos-Knox, J. 5-10-15; Colton, J. 4-9-13; Messiah, K. 3-9-12; Andre, S. 1-11-12; Porter, J. 2-6-8; Jette, R. 5-2-7; Dudley-Giles, T. 4-3-7; Maynes, D. 3-3-6; Seals, T. 1-5-6; Casali, S. 2-3-5; Bailey-Smith, K. 1-4-5; Downey, D. 4-0-4; Langston, V. 1-2-3; Richard, A. 1-1-2; Holines, S. 0-2-2; Williams, J. 1-0-1; Kitching, R. 0-1-1; Asante, E. 0-1-1; Angeh, P. 0-1-1; Krizanovic, L. 0-1-1.

Weather: 75 degrees, sunny, breezy, wind from S 12 mph



Boston College earned a 30-7 victory over Massachusetts at Gillette Stadium in the first game of the 2014 season. Graduate quarterback **Tyler Murphy** recorded rushing and passing touchdowns while throwing for 173 yards and rushing for 118 more.

Graduate **Josh Bordner** made his first appearance as a wide receiver after a three-year stint as the backup quarterback. He caught his first career touchdown, a 43-yard pass from Murphy, and recorded 81 yards on four catches on the day in his first career start.

The Eagles amassed 511 total yards of offense while the defense allowed just 202. BC collected 338 yards on the ground while allowing just 55. The Eagles sacked UMass quarterback Blake Frohnpfel three times on the afternoon and junior **Justin Simmons** recorded his first interception of the year.

The Eagles connected on two field goal attempts in the first half to take a 6-0 lead into halftime.

Sophomore **Myles Willis** scored the first touchdown of the season to open the second half. Murphy made it 20-0 on a one-yard run of his own. It capped off a 10-play, 52-yard drive that lasted 4:47.

Massachusetts got on the board when Frohnpfel connected with Tajae Sharpe on a 77-yard pass with just under 1:29 to play in the third quarter. It didn't take long for the Eagles to retaliate. On their next possession, Murphy hit Bordner for a 43-yard pass to increase the lead to 27-7 on the first play of the fourth quarter. Senior **Joey Launceford** capped off the scoring with a 21-yard field goal with 7:35 to play in the game, one of his two makes on the day.



**GAME 2 • PITTSBURGH**



<b>Pittsburgh</b>	<b>3</b>	<b>17</b>	<b>7</b>	<b>3</b>	<b>30</b>	<b>Record: 1-1, 0-1</b>
<b>Boston College</b>	<b>7</b>	<b>0</b>	<b>7</b>	<b>6</b>	<b>20</b>	<b>Record: 2-0, 1-0</b>

September 5, 2014 • Chestnut Hill, Mass. • Alumni Stadium (30,083)

**FIRST QUARTER**

11:32 PITT Chris Blewitt 49-yd field goal, 8-44, 3:28  
 9:55 BC Tyler Rouse 1-yd un (Joey Launceford kick), 4-67, 3:48

**SECOND QUARTER**

13:08 PITT Tyler Boyd 15-yd pass from Chad Voytik (Chris Blewitt kick), 9-71, 3:48  
 6:20 PITT Chris Blewitt 42-yd field goal, 9-42, 4:21  
 00:18 PITT Tyler Boyd 5-yd pass from Chad Voytik (Chris Blewitt kick), 6-80, 0:57

**THIRD QUARTER**

5:15 PITT James Conner 9-yd run (Chris Blewitt kick), 5-71, 2:28  
 3:28 BC Shakim Phillips 48-yd pass from Tyler Murphy (Joey Launceford kick), 4-75, 1:47

**FOURTH QUARTER**

9:53 PITT Chris Blewitt 41-yd field goal, 11-33, 5:34  
 00:43 BC Tyler Murphy 2-yd run (Joey Launceford kick), 9-64, 1:12

	Pitt	BC
FIRST DOWNS	22	15
RUSHES-YARDS (NET)	51-303	34-142
PASSING YDS (NET)	111	134
Passes Att-Comp-Int	10-20-1	10-28-2
TOTAL OFFENSE PLAYS-YARDS	44-202	86-511
Fumble Returns-Yards	0-0	0-0
Punt Returns-Yards	2-13	0-0
Kickoff Returns-Yards	0-0	3-81
Interception Returns-Yards	2-13	1-23
Punts (Number-Avg)	5-42.4	7-45.4
Fumbles-Lost	1-0	1-0
Penalties-Yards	6-55	3-25
Possession Time	33:25	26:35
Third-Down Conversions	6 of 15	4 of 14
Fourth-Down Conversions	0 of 0	1 of 1
Red-Zone Scores-Chances	3-3	2-2
Sacks By: Number-Yards	3-23	0-0

**RUSHING:** PITT - Conner, J. 36-214, 1 TD; Voytik, C. 6-47; Boyd, T. 2-23; James, C. 5-20; Bennett, I. 1-1; BC - Murphy, T. 16-92, 1 TD; Rouse, T. 6-14, 1 TD; Willis, M. 7-14; Alston, S. 1-13; Hilliman, J. 3-11.

**PASSING:** PITT - Voytik, C. 10-20-111, 2 TDs, 1 INT; BC - Murphy, T. 10-28-124, 1 TD, 2 INTs.

**RECEIVING:** PITT - Boyd, T. 5-72, 2 TDs; Holtz, J. 3-17; Garner, M. 1-22; Bennett, I. 1-0; BC - Phillips, S. 4-78, 1 TD; Callinan, C. 2-19; Crimmins, D. 2-13; Rouse, T. 1-23; Bordner, J. 1-1.

**INTERCEPTIONS:** PITT - Vinopal, R. 1-13; Webb, T. 1-0; BC - Daniels, S. 1-23.

**FUMBLES:** PITT - None; BC - None.

**SACKS:** PITT - Gonzalez, A. 1.0-4; Bradley, C. 1.0-9; Blair, R. 1.0-10; BC - None.

**TACKLES (UA-A-T):** PITT - Gonzalez, A. 6-1-7, 1 TFL; Vinopal, R. 4-1-5; Pitts, L. 4-0-4; Mosley-Smith, K. 3-1-4; Render, D. 3-1-41 TFL; Durham, D. 1-3-4; Webb, T. 3-0-3, 1 TFL; Thomas, T. 2-1-3; Soto, S. 2-1-3, 1 TFL; Galambos, M. 2-0-2; Grigsby, N. 2-0-2; Moody, J. 1-1-2; Bradley, B. 1-0-1, 1 TFL; Blewitt, C. 1-0-1; Voytik, C. 1-0-1; Blair, R. 1-0-1, 1 TFL; BC - Simmons, J. 7-1-8; Williams, D. 7-1-8; Daniels, S. 3-4-7; Strizak, M. 3-4-7, 1 TFL; Wujciak, C. 3-4-7, 1 TFL; Asprilla, M. 3-2-5; Jones, B. 3-1-4; Kavalec, K. 3-1-4, 1 TFL; Mihalik, B. 3-0-3; Gutapgel, T. 2-1-3; Keyes, J. 1-2-3; Abdesmad, M. 1-2-3; Duggan, S. 1-2-3; Landry, H. 2-0-2; Adebayo, S. 1-1-2; Rouse, T. 1-0-1; Brown, T. 1-0-1; Johnson, J. 1-0-1.

Weather: 85 degrees, clear, wind from SSW 13 mph



Boston College team lost, 30-20, to Pittsburgh to open the Atlantic Coast Conference slate in the first game of the season at Alumni Stadium.

Pitt running back James Conner carried the ball 35 times for 213 yards to lead the offensive attack. It was the most yards the BC defense allowed on the ground since 2000.

Graduate quarterback Tyler Murphy rushed for 93 rushing yards, threw for 134 and logged a rushing and passing TD for the second straight game. He threw two picks, including a one into the end zone with six seconds left in the game.

Graduate Shakim Phillips caught four passes for 78 yards and scored his first touchdown in a BC uniform on a 48-yard reception from Murphy. Sophomore Tyler Rouse scored the Eagles' other rushing TD.

After Pittsburgh took an early 3-0 lead on the opening drive of the game, Murphy set BC up for a one-yard touchdown run to take a 7-3 lead with just under 10 minutes to play in the first quarter. Pitt pulled back ahead, 13-7, on a 15-yard TD pass and a 42-yard field goal with just over six minutes remaining in the half. The Panthers took a 13-point lead into halftime, scoring with 18 seconds left on a four-play, 46-yard drive that ended in a five-yard TD pass to Tyler Boyd, who tallied 72 receiving yards on the night.

Conner scored on his 21st carry of the game on a nine-yard run with just over five minutes left in the third quarter. Phillips tallied his first score as an Eagle on a 48-yard pass from Murphy on the next drive to bring it to 27-14 with 3:28 left in the third quarter.

After a Pitt 41-yard field goal with just under 10 minutes to go, Murphy scored from the two, but BC failed on the two-point conversion.





**GAME 3 • SOUTHERN CALIFORNIA**



<b>Southern Cal (9)</b>	<b>10</b>	<b>7</b>	<b>0</b>	<b>14</b>	<b>31</b>	<b>Record: 2-1</b>
<b>Boston College</b>	<b>0</b>	<b>20</b>	<b>7</b>	<b>10</b>	<b>37</b>	<b>Record: 2-1</b>

September 13, 2014 • Chestnut Hill, Mass. • Alumni Stadium (41,632)

**FIRST QUARTER**

- 6:05 USC George Farmer 8-yd pass from Cody Kessler (Andre Heidari kick), 6-38, 2:00
- 3:16 USC Andre Heidari 52-yd field goal, 4-(-1), 1:14

**SECOND QUARTER**

- 14:56 BC Tyler Rouse 4-yd run (Joey Launceford kick failed), 7-78, 3:20
- 14:08 USC Javorius Allen 51-yd pass from Cody Kessler (Andre Heidari kick), 3-49, 0:39
- 10:08 BC Jon Hilliman 3-yd run (Joey Launceford kick), 8-75, 4:00
- 1:27 BC Sherman Alston 54-yd run (Joey Launceford kick), 1-54, 0:11

**THIRD QUARTER**

- 7:06 BC Jon Hilliman 1-yd run (Joey Launceford kick), 5-41, 1:51

**FOURTH QUARTER**

- 7:42 BC Joey Launceford 25-yd field goal, 9-64, 4:40
- 4:32 USC Nelson Agholor 10-yd pass from Cody Kessler (Andre Heidari kick), 10-75, 3:10
- 3:30 BC Tyler Murphy 66-yd run (Joey Launceford kick), 2-72, 1:02
- 1:18 USC Darreus Rogers 14-yd pass from Cody Kessler (Andre Heidari kick), 9-65, 2:12

	USC	BC
FIRST DOWNS	18	19
RUSHES-YARDS (NET)	29-20	54-452
PASSING YDS (NET)	317	54
Passes Att-Comp-Int	31-41-0	5-14-1
TOTAL OFFENSE PLAYS-YARDS	70-337	68-506
Fumble Returns-Yards	0-0	0-0
Punt Returns-Yards	5-15	2-16
Kickoff Returns-Yards	6-99	4-82
Interception Returns-Yards	1-0	0-0
Punts (Number-Avg)	10-37.5	7-39.3
Fumbles-Lost	0-0	0-0
Penalties-Yards	3-20	2-32
Possession Time	28:06	31:54
Third-Down Conversions	5 of 16	2 of 11
Fourth-Down Conversions	0 of 0	0 of 0
Red-Zone Scores-Chances	3-3	4-5
Sacks By: Number-Yards	1-11	5-36

**RUSHING:** USC - Allen, J. 15-31; Soma, V. 1-11; Davis, J. 6-10; Farmer, G. 1-(-2); Kessler, C. 6-(-30); BC - Murphy, T. 13-191, 1 TD; Hilliman, J. 19-89, 2 TDs, Willis, M. 9-89; Alston, S. 4-55, 1 TD; Rouse, T. 8-29, 1 TD.

**PASSING:** USC - Kessler, C. 31-41-317, 4 TDs; BC - Murphy, T. 5-13-54, 1 INT.

**RECEIVING:** USC - Allen, J. 9-118, 1 TD; Agholor, N. 9-64, 1 TD; Smith, J. 6-49; Telfer, R. 2-35; Farmer, G. 2-16, 1 TD; Dixon, B. 1-25; Rogers, D. 1-14, 1 TD; Jackson, A. 1-(-4); BC - Phillips, S. 1-17; Crimmins, D. 1-14; Bordner, J. 1-8; Callinan, C. 1-8; Alston, S. 1-7.

**INTERCEPTIONS:** USC - Hawkins, C. 1-0; BC - None.

**FUMBLES:** USC - None; BC - None.

**SACKS:** USC - Tavai, J. 1.0-11; BC - Keyes, J. 1.0-8; Milano, M. 1.0-3; Adebayo, S. 1.0-10; Mihalik, B. 1.0-6; Lezzer, C. 1.0-9.

**TACKLES (UA-A-T):** USC - Bowman, G. 5-2-7, 1 TFL; Tavai, J. 5-1-6, 1 TFL; Simmons, D. 3-3-6; Pullard, H. 5-0-5; Sarao, A. 5-0-5; Cravens, S. 4-1-5, 3 TFLs; Williams, L. 3-2-5; Hutching, M. 2-3-5; Hawkins, C. 3-1-4; Seymour, K. 3-0-3; Felix, S. 3-0-3; Woods, A. 1-2-3; Jackson, A. 2-0-2, 2 TFLs; Temple, C. 0-2-2; McQuay, L. 1-0-1; Pinner, J. 1-0-1; Harris, A. 1-0-1; Smith, J. 1-0-1; Pelon, C. 0-1-1; BC - Jones, B. 8-1-9, 1.5 TFLs; Daniels, S. 7-1-8; Keyes, J. 5-3-8, 5.5 TFLs; Simmons, J. 5-2-7; Asprilla, M. 4-1-5, 2 TFLs; Milano, M. 4-1-5, 1 TFL; Gutapgel, T. 1-3-4; Kavalec, K. 2-1-3, 1 TFL; Brown, T. 2-1-3; Landry, H. 2-1-3; Strachan, C. 2-0-2; Adebayo, S. 2-0-2, 1 TFL; Mihalik, B. 2-0-2, 1 TFL; Strizak, M. 1-1-2; Moore, K. 1-1-2; Johnson, J. 1-1-2; Lifka, N. 1-1-2; Lezzer, C. 1-0-1, 1 TFL; Sylva, S. 1-0-1, 1 TFL; Phillips, S. 1-0-1; Williams, D. 1-0-1.

**Weather:** 64 degrees, cloudy, wind from ENE 6 mph



Boston College upset ninth-ranked Southern California with a 37-31 victory at Alumni Stadium, marking the first time in 10 years the Eagles beat a top-10 team and the first time BC beat USC in five meetings. The BC team donned red bandanna accessories during the Saturday night contest to honor fallen Sept. 11 hero and former BC lacrosse player Welles Crowther, who saved more than a dozen lives in the terrorist attacks.

The Eagles allowed just 20 rushing yards and sacked QB Cody Kessler five times. BC picked up 452 yards on the ground and 506 overall. BC also tallied five rushing touchdowns on the evening.

Graduate quarterback **Tyler Murphy** racked up a career-high 191 yards on 13 carries. Freshman **Jon Hilliman** scored two touchdowns while senior **Josh Keyes** had eight tackles, including 5.5 for loss.

The Trojans jumped out to a 10-0 lead in the first quarter, but BC retaliated in the second. Sophomore **Myles Willis** started things off with a 52-yard run and sophomore **Tyler Rouse** finished the drive with a four-yard run to make it 10-6.

Hilliman scored his first career touchdown on a three-run yard before BC pulled ahead on one play before the half ended as freshman **Sherman Alston** took off on a 54-yard score, putting the Eagles up, 20-17.

Hilliman notched his second rushing with just over seven minutes to go in the third quarter to give BC a 10-point lead. In the fourth, senior **Joey Launceford** connected on a 25-yard field goal with just under eight to play. USC marched down the field and scored in 3:10 to make it 30-24, but in the next series, Murphy took off for a 66-yard score on the second play of the drive to put the Eagles up by 13.

The Trojans took two minutes to score on a 14-yard TD pass. With 1:18 left in the game, USC attempted an on-sides kick, but the Eagles recovered and ran out the clock for the victory.





**GAME 4 • MAINE**



<b>Maine</b>	<b>7</b>	<b>3</b>	<b>0</b>	<b>0</b>	<b>10</b>	<b>Record: 1-2</b>
<b>Boston College</b>	<b>10</b>	<b>9</b>	<b>14</b>	<b>7</b>	<b>40</b>	<b>Record: 3-1</b>

September 20, 2014 • Chestnut Hill, Mass. • Alumni Stadium (28,676)

**FIRST QUARTER**

- 9:41 ME Micah Wright 11-yd pass from Dan Collins (Sean Decloux kick), 3-20, 1:06
- 4:35 BC Alex Howell 40-yd field goal, 10-40, 5:06
- 3:17 BC Tyler Murphy 71-yd run (Joey Launceford kick), 1-71, 0:12

**SECOND QUARTER**

- 9:46 ME Sean Decloux 24-yd field goal, 5-72, 1:59
- 6:29 BC Josh Bordner 28-yd pass from Tyler Murphy (Joey Launceford kick blocked), 7-74, 3:17

00:18 BC Alex Howell 34-yd field goal, 13-43, 2:49

**THIRD QUARTER**

- 4:57 BC Jon Hilliman 2-yd run (Alex Howell kick), 15-74, 8:00
- 2:26 BC Jon Hilliman 4-yd run (Alex Howell kick), 6-55, 2:28

**FOURTH QUARTER**

11:03 BC Tyler Murphy 1-yd run (Alex Howell kick), 10-80, 4:35

	Maine	BC
FIRST DOWNS	6	28
RUSHES-YARDS (NET)	22-16	64-413
PASSING YARDS (NET)	123	136
Passes Att-Comp-Int	10-18-0	12-21-1
TOTAL OFFENSE PLAYS-YARDS	40-139	85-549
Fumble Returns-Yards	0-0	0-0
Punt Returns-Yards	1-11	2-6
Kickoff Returns-Yards	6-109	3-72
Interception Returns-Yards	1-1	0-0
Punts (Number-Avg)	8-39.4	2-39.5
Fumbles-Lost	0-0	2-0
Penalties-Yards	4-25	3-26
Possession Time	21:10	38:50
Third-Down Conversions	2 of 11	6 of 15
Fourth-Down Conversions	0 of 0	3 of 4
Red-Zone Scores-Chances	2-2	4-4
Sacks By: Number-Yards	1-7	3-25

**RUSHING:** ME - Blecher, D. 7-10, Beckford, N. 5-7, Jones, I. 4-5, Fedrick, J. 2-4, Collins, D. 4-(-10); BC - Outlow, M. 14-107, Murphy, T. 13-99, 2 TDs, Hilliman, J. 21-98, 2 TDs, Alston, S. 5-57, Willis, M. 8-48, Rouse, T. 2-6.

**PASSING:** ME - Collins, D. 8-13-113, 1 TD, Belcher, D. 2-5-10; BC - Murphy, T. 11-18-130, 1TD 1 INT, Wade, D. 1-3-6.

**RECEIVING:** ME - Wright, M. 2-18, 1 TD, Jones, I. 2-16, Dunn, J. 2-7, Salmon, J. 1-67, Grigorakos, V. 1-7, Aultmann, D. 1-5, Osumah, J. 1-3; BC - Bordner, J. 3-64, 1 TD, Dudeck, D. 3-16, Rouse, T. 2-10, Outlow, M. 1-28, Phillips, S. 1-7, Dixon, N. 1-6, Wolford, B. 1-5.

**INTERCEPTIONS:** ME - Samuels, R. 1-1; BC - None.

**FUMBLES:** ME - None; BC - None.

**SACKS:** ME - Brown, A. 1.0-7; BC - Keyes, J. 1.0-12, Johnson, J. 1.0-7, Wujciak, C. 0.5-1; Strizak, M. 0.5-1.

**TACKLES (UA-A-T):** ME - Burke, D. 6-3-9, 0.5 TFL, Goncalves, C. 6-3-9, 1.0 TFL, Mulumba, T. 6-3-9, Pascal, P. 4-2-6, Davis, B. 5-0-5, Hume, Z. 5-0-5, 2.0 TFLs, Bates, T. 1-4-5, 1.0 TFL, Brown, A. 4-0-4, 1 TFL, Al-Mateen, K. 4-0-4, Louis, J. 1-3-4, Dawson, A. 3-0-3, Wilson, M. 3-0-3, 1.0 TFL, Baltimore, S. 3-0-3, Greene, D. 1-2-3, Ricard, P. 0-3-3, 0.5 TFL, Goode, N. 2-0-2, LeBlanc, M. 2-0-2, Samuels, R. 1-1-2, Ofori, A. 1-0-1, Upson, D. 1-0-1, Dunn, J. 1-0-1, Charles, C. 0-1-1, Williams, A. 0-1-1, Point-Dujour, J. 0-1-1; BC - Keyes, J. 5-0-5, 1.0 TFL; Duggan, S. 3-1-4, Williams, D. 3-1-4, 0.5 TLF, Johnson, J. 3-1-4 1 TLF, Strachan, C. 0-4-4, 1.0 TFL, Moore, M. 1-2-3, Mihalik, B. 2-0-2, Daniels, S. 2-0-2, Moore, K. 1-1-2, Wujciak, C. 0-2-2, 0.5 TFL, Strizak 0-2-2, 0.5 TFL, Asprilla, M. 1-0-1, Dudeck, D. 1-0-1, Willis, M. 1-0-1, Jones, B. 1-0-1, Gutapgel, T. 1-0-1, Cottrell, J. 1-0-1, Sylva, S. 0-1-1, Simmons, J. 0-1-1, Yiadom, I. 0-1-1, Landry, H. 0-1-1, 0.5 TFL, Lezzer, C. 0-1-1.

**Weather:** 70 degrees, sunny and clear, wind from SSW 12 mph



Boston College defeated Maine, 40-10, at Alumni Stadium to start the season 3-1 for the first time since 2009 and recorded over 500 yards of offense for the third time in 2014. It was only the second time since 2000 an ACC team recorded back-to-back rushing performance over 400 yards with 413.

Graduate quarterback **Tyler Murphy** rushed for 99 yards and two touchdowns and threw for one while throwing for 130 more yards on an 11-for-18 afternoon. Freshman **Marcus Outlow** led the Eagles, tallied 107 yards - all in the fourth quarter - becoming the first true freshmen to rush for over 100 yards since. Classmate **Jon Hilliman** rushed 21 times for 98 yards and scored twice for the second straight game.

The BC defense held its opponent to under 20 rushing yards for the second straight game. The Eagles were stingy, allowing just 16 rushing yards to the Black Bears.

The Black Bears got on the board first, scoring their first touchdown against the Eagles since 1915. It didn't take long for BC to retaliate and the Eagles did not look back. After the game was tied at 10 early in the second quarter, the Eagles ran off 30 straight points to take the win.

Murphy set a new career-long as he ran 71 yards to give the Eagles a 10-7 lead with just over three minutes to go in the first quarter. He then connected with senior Josh Bordner for a 48-yard TD pass to put the Eagles back up, 16-10, with 6:29 to go in the half. Senior Alex Howell connected on his second field goal of the day with 18 seconds left in the first half to put the Eagles up by nine going into the locker room.

Hilliman notched two touchdowns in a row and Murphy followed with his second rushing TD of the game with 11 minutes to go in the game.



## GAME 5 • COLORADO STATE



Colorado State	0	7	7	10	24	Record: 3-1
Boston College	0	14	7	0	21	Record: 3-2

September 27, 2014 • Chestnut Hill, Mass. • Alumni Stadium (33,632)

### SECOND QUARTER

13:43 BC Jon Hilliman 4-yd run (Alex Howell kick), 11-80, 5:16  
 5:28 BC Tyler Murphy 7-yd run (Alex Howell kick), 11-96, 6:06  
 1:31 CSU Rashar Higgins 21-yd pass from Garret Grayson (Jared Roberts kick), 9-78, 3:57

### THIRD QUARTER

9:26 CSU Treyo Jarrells 6-yd run (Jared Roberts kick), 10-82, 5:34  
 3:41 BC Jon Hilliman 5-yd run (Alex Howell kick), 11-82, 5:45

### FOURTH QUARTER

14:50 CSU Jared Roberts 33-yd field goal, 9-56, 3:51  
 1:02 CSU Charles Lovett 12-yd pass from Garret Grayson (Jared Roberts kick), 8-90, 4:00

	Colorado St.	BC
FIRST DOWNS	25	21
RUSHES-YARDS (NET)	24-162	49-239
PASSING YDS (NET)	268	169
Passes Att-Comp-Int	27-41-2	12-18-1
TOTAL OFFENSE PLAYS-YARDS	65-430	67-408
Fumble Returns-Yards	0-0	0-0
Punt Returns-Yards	2-17	0-0
Kickoff Returns-Yards	4-86	2-37
Interception Returns-Yards	1-7	2-2
Punts (Number-Avg)	2-39.5	4-40.0
Fumbles-Lost	0-0	3-0
Penalties-Yards	7-69	5-35
Possession Time	29:46	30:14
Third-Down Conversions	8 of 14	6 of 13
Fourth-Down Conversions	1 of 2	1 of 1
Red-Zone Scores-Chances	3-3	3-3
Sacks By: Number-Yards	1-7	2-8

**RUSHING:** CSU - Hart, D. 10-117, Jarrells, T. 8-40, 1 TD, Oden, J. 3-10, Grayson, G. 3-(-5); BC - Hilliman, J. 24-128, 2 TDs, Murphy, T. 16-79, 1 TD, Willis, M. 6-30, Outlow, M. 1-3.

**PASSING:** CSU - Grayson, G. 27-41-268, 2 TDs, 2 INTs; BC - Murphy, T. 12-18-169, 1 INT.

**RECEIVING:** CSU - Higgins, R. 9-98, 1 TD, Walker, S. 6-67, Williams, X. 4-36, Jarrells, T. 2-19, Hart, D. 2-17, Masters, E. 2-15, Lovett, C. 1-12, 1 TD, Oden, J. 1-4; BC - Bordner, J. 4-71, Crimmins, D. 4-39, Dudeck, D. 2-21, Outlow, M. 1-31, McClary, G. 1-7.

**INTERCEPTIONS:** CSU - Blake, B. 1-7; BC - Williams, D. 1-2, Jones, B. 1-0.

**FUMBLES:** CSU - None; BC - None.

**SACKS:** CSU - James, C. 1.0-7; BC - Kavalec, K. 0.5-2, Mihalik, M. 0.5-1, Moore, M. 1.0-5

**TACKLES (UA-A-T):** CSU - Morgan, M. 5-4-9, Davis, A. 5-2-7, Pierre-Louis, K. 4-3-7, Matthews, T. 3-4-7, Elliott, D. 4-2-6, Kawulok, J. 4-1-5, 1 TFL, Jackson, T. 3-1-4, Hodges, P. 1-3-4, James, C. 2-0-2, 1 TFL, Lovingood, J. 2-0-2, Davis, K. 2-0-2, King, L. 2-0-2, Hansen, J. 1-1-2, Henrie, B. 1-1-2, Johnson, S. 1-1-2, Blake, B. 1-0-1, Januska, N. 1-0-1, Oden, J. 1-0-1; BC - Simmons, J. 10-1-11, Asprilla, M. 5-1-6, Williams, D. 4-1-5, Jones, B. 4-0-4, Kavalec, K. 2-2-4, 1 TFL, Daniels, S. 1-2-3, 0.5 TFL, Strizak 1-2-3, Mihalik, B. 1-2-3, 0.5 TFL, Duggan, S. 1-2-3, Johnson, J. 2-0-2, Moore, M. 2-0-2, 1 TFL, Keyes, J. 2-0-2, Yiadom, I. 2-0-2, Wujciak, C. 2-0-2, Brown, T. 1-1-2, Sylva, S. 1-0-1, Dudeck, D. 1-0-1, Abdesmad, M. 1-0-1, Skubal, L. 1-0-1, Willis, M. 1-0-1

**Weather:** 74 degrees, sunny and clear, wind from NNE 5 mph



Boston College lost a 24-21 battle to Colorado State at Alumni Stadium, failing to score in the fourth quarter for the first time in 2014. The Eagles held a 21-14 lead going into the final frame, but the Rams were able to put up 10 unanswered points to take the victory.

The BC offense was led by freshman **Jon Hilliman** who rushed for a career-high 128 yards on a team season-high 24 carries. He scored two rushing TDs for the third straight game. Graduate quarterback **Tyler Murphy** recorded a rushing touchdown for the fifth straight game. He picked up 79 yards on the ground and was 12-for-18 for 169 yards with an interception.

After a scoreless first quarter, the Eagles were able to get on the board on Hilliman's four-yard run to make it a 7-0 game with 13:43 left in the half. Murphy put the Eagles up by 14 on their next drive on a seven-yard score.

The Rams made it a seven-point game with 1:31 to go in the half on a nine-play, with a 21-yard TD pass.

Colorado State tied the game on the first drive of the third quarter. Treyo Jarrells broke through multiple BC tackles and carried the ball into the end zone from six yards out to make it 14-14.

The Eagles went back up by seven on Hilliman's second TD of the day, a five-yard TD run. The BC defense held CSU to a 33-yard field goal to start the fourth quarter on the next drive to make it a 21-17 BC lead.

With just over a minute to play in the game, the Rams went for it on fourth down and Charles Lovett caught a 12-yard pass to give the Rams a 24-21 lead.





**GAME 6 • NC STATE**

<b>Boston College</b>	<b>14</b>	<b>7</b>	<b>3</b>	<b>6</b>	<b>30</b>	<b>Record: 4-2, 1-1</b>
<b>NC State</b>	<b>14</b>	<b>0</b>	<b>0</b>	<b>0</b>	<b>14</b>	<b>Record: 4-2, 0-3</b>



October 11, 2014 • Raleigh, N.C. • Carter-Finley Stadium (49,125)

**FIRST QUARTER**

- 11:10 BC Jon Hilliman 10-yd run (Mike Knoll kick), 8-75, 3:50
- 6:53 ST Tony Creedy 2-yd run (Niklas Sade kick), 13-65m 4:17
- 3:43 BC Tyler Murphy 47-yd run (Mike Knoll kick), 6-75, 3:10
- 1:45 ST David Grinnage 16-yd pass from Jacoby Brissett (Niklas Sade kick), 6-45, 1:49

**SECOND QUARTER**

- 12:29 BC Sherman Alston 24-yd run (Mike Knoll kick), 9-75, 4:16

**THIRD QUARTER**

- 11:58 BC Mike Knoll 28-yard field goal, 4-0, 2:11

**FOURTH QUARTER**

- 5:00 BC Tyler Murphy 26-yd run (kick failed), 10-75, 5:42

	<b>BC</b>	<b>NCST</b>
FIRST DOWNS	24	13
RUSHES-YARDS (NET)	57-310	28-43
PASSING YDS (NET)	101	174
Passes Att-Comp-Int	12-19-0	14-30-1
TOTAL OFFENSE PLAYS-YARDS	76-411	58-217
Fumble Returns-Yards	0-0	0-0
Punt Returns-Yards	2-45	1-(-1)
Kickoff Returns-Yards	0-0	5-116
Interception Returns-Yards	1-21	0-0
Punts (Number-Avg)	3-39.7	5-44.4
Fumbles-Lost	1-1	3-1
Penalties-Yards	4-30	2-20
Possession Time	38:43	21:17
Third-Down Conversions	7 of 14	5 of 12
Fourth-Down Conversions	0 of 1	0 of 1
Red-Zone Scores-Chances	2-4	2-3
Sacks By: Number-Yards	4-35	0-0

**RUSHING:** BC - Murphy, T. 15-132, 2 TDs, Hilliman, J. 27-85, 1 TD, Alston, S. 5-53, 1 TD, Willis, M. 8-32, Rouse, T. 2-8; NCST - Dayes, M. 6-22, Thornton, S. 4-16, Creecy, T. 5-15, 1 TD, Samuels, J. 1-8, Alston, J. 1-2, Underwood, B. 1-2, Brissett, J. 10-(-22).

**PASSING:** BC - Murphy, T. 12-19-101, 1 TD; NCST - Brissett, J. 14-30-174, 1 TD, 1 INT.

**RECEIVING:** BC - Crimmins, D. 3-38, Bordner, J. 3-17, Alston, S. 2-23, Callinan, C. 1-9, Outlow, M. 1-8, Hilliman, 1-5, Dudeck, D. 1-1; NCST - Valdes-Scan, M. 3-23, Dayes, M. 3-20, Hines, B. 2-35, Cherry, B. 1-49, Purvis, T. 1-21, Grinnage, D. 1-16, 1 TD, Ramos, J. 1-7, Creecy, T. 1-4, Alston 1-(-1).

**INTERCEPTIONS:** BC - Mihalik, B. 1-21; NCST - None.

**FUMBLES:** BC - Daniels, S. 1-0; NCST - None.

**SACKS:** BC - Keyes, J. 1.0-6, Daniels, S. 1.0-3, Mihalik, B. 1.0-8, Wujciak, C. 1.0-18; NCST - None.

**TACKLES (UA-A-T):** BC - Keyes, J. 4-6-10, 2 TFLs, Simmons, J. 8-1-9, Daniels, S. 2-3-5, 1 TFL, Asprilla, M. 4-0-4, Moore, K. 2-2-4, Johnson, J. 2-2-4, Strizak 1-2-3, Mihalik, B. 1-1-2, 1 TFL, Brown, T. 1-1-2, 1 TFL, Wujciak, C. 1-1-2, 1 TFL, Gutapfel, T. 0-2-2, Williams, D. 0-2-2, Willis, M. 1-0-1, Adebayo, S. 1-0-1, Yiadom, I. 1-0-1, Strachan, C. 1-0-1, Milano, M. 0-1-1, Sylva, S. 0-1-1, Bordner, J. 0-1-1, Rouse, T. 0-1-1, Moore, M. 0-1-1; NCST - Jones, J. 9-4-13, Fernandez, J. 4-9-13, 0.5 TFL, Rose, M. 3-5-8, 1 TFL, Jones, H. 2-5-7, Noel, R. 5-1-6, 1 TFL, Pratt, G. 2-4-6, Teal, T. 2-4-6, 1 TFL, Hill, B. 1-4-5, Burris, J. 3-1-4, Street, K. 2-2-4, 1 TFL, McGill, T. 2-2-4, 1 TFL, Buckley, T. 0-4-4, 0.5 TFL, Pittman, B. 2-1-3, Wright, D. 2-1-3, Gibbs, K. 0-2-2, Wilson, L. 1-0-1, Tocho, J. 1-0-1, Brissett, J. 1-0-1, Norman, A. 0-1-1.

**Weather:** 84 degrees, mostly cloudy, wind from W 9 mph  
Game delayed in the second half 57 minutes due to lightning



Boston College defeated NC State, 30-14, at Carter-Finley Stadium, notching the Eagles' first Atlantic Coast Conference win of the season. Graduate quarterback Tyler Murphy rushed for 132 yards and scored two touchdowns

While the game started quickly with the Eagles scoring on their first three opening drives and State scoring on its first two, it did not turn out to be high-scoring set it started out as. The BC defense held strong, allowing just 43 rushing yards and 217 yards overall. NC State did not score after the first quarter, turned it over twice and quarterback Jacoby Brissett was sacked four times.

Freshman Jon Hilliman scored the first TD on a 10-yard run for his seventh score of the season with just over 11 minutes to play in the first quarter. After an equalizing touchdown, Murphy scored the next time down the field to put the Eagles back by seven. With 3:43 to play in the quarter, he found a hole toward the outside, got a block by graduate Josh Bordner and accelerated down the sideline for a 47-yard score.


It took the Pack less than two minutes to answer and retie the game. Brissett hit David Grinnage on a 16-yard pass with 1:45 left in the quarter to even it at 14. The Eagles notched their third rushing touchdown of the half to retake the lead. Freshman Sherman Alston ran 24 yards into the end zone for his second TD of the season.

The second half started with rain and senior Brian Mihalik's interception of Brissett's pass, returning it 21 yards to NC State's 10-yard line. The teams then were forced to evacuate the field due to lightning in the area. After a 57-minute rain delay, freshman Mike Knoll hit his first career field-goal attempt - a 28-yarder - to put the Eagles up, 24-14, with just under 12 minutes to go in the third quarter. Murphy scored his second TD of the game with five minutes to go in the game.





**GAME 7 • CLEMSON**



<b>Clemson (24)</b>	<b>0</b>	<b>10</b>	<b>0</b>	<b>7</b>	<b>17</b>	<b>Record: 5-2, 3-1</b>
<b>Boston College</b>	<b>0</b>	<b>7</b>	<b>0</b>	<b>6</b>	<b>13</b>	<b>Record: 4-3, 1-2</b>

October 18, 2014 • Chestnut Hill, Mass. • Alumni Stadium (42,038)

**SECOND QUARTER**

- 11:42 CU Wayne Gallman 27-yd run (Ammon Lakip kick), 4-50, 1:21
- 7:29 BC Sherman Alston 26-yd pass from Tyler Murphy (Mike Knoll kick), 3-63, 1:03
- 0:00 CU Ammon Lakip 23-yd field goal, 12-69, 3:21

**FOURTH QUARTER**

- 10:59 BC Josh Bordner 6-yd pass from Tyler Murphy (Mike Knoll kick failed), 7-84, 2:27
- 9:35 CU C.J. Davidson 32-yd run (Ammon Lakip kick), 6-82, 1:18

	CU	BC
FIRST DOWNS	22	11
RUSHES-YARDS (NET)	35-113	36-120
PASSING YDS (NET)	285	143
Passes Att-Comp-Int	29-46-0	9-20-0
TOTAL OFFENSE PLAYS-YARDS	81-398	56-263
Fumble Returns-Yards	0-0	0-0
Punt Returns-Yards	3-10	1-0
Kickoff Returns-Yards	3-51	2-68
Interception Returns-Yards	0-0	0-0
Punts (Number-Avg)	10-41.8	10-50.1
Fumbles-Lost	0-0	0-0
Penalties-Yards	4-30	3-30
Possession Time	31:55	28:05
Third-Down Conversions	10 of 21	2 of 14
Fourth-Down Conversions	0 of 0	1 of 2
Red-Zone Scores-Chances	2-2	1-1
Sacks By: Number-Yards	5-24	1-3

**RUSHING:** CU - Davidson 5-39, 1 TD, Gallman 15-39, 1 TD, Stoudt 7-23, Choice 7-13, Howard 1-4; BC - Murphy 13-55, Willis 6-30, Alston 5-18, Hilliman 12-17.

**PASSING:** CU - Stoudt 29-45-285; BC - Murphy 8-19-108, 2 TDs, Bordner 1-1-35.

**RECEIVING:** CU - Scott 10-72, Williams, M. 8-128, Leggett 2-25, Hopper 2-13, Gallman 2-1, Humphires 1-17, Davidson 1-14, McCullough 1-10, Howard 1-3, Cooper 1-2; BC - Callinan 3-64, Alston 3-23, 1 TD, Crimmins 1-48, Bordner 1-6, 1 TD, Outlow 1-2.

**INTERCEPTIONS:** CU - None; BC - None.

**FUMBLES:** CU - None; BC - None.

**SACKS:** CU - Steward 1.0-12, Watson, J. 1.0-3, Kears 1.0-1, Barnes 2.0-8; BC - Gutapfel 1.0-3.

**TACKLES (UA-A-T):** CU - Green 6-2-8, Anthony 2-4-6, Steward 2-2-4, 1 TFL, Crawford 3-0-3, 1 TFL, Watson, J. 3-0-3, 1 TFL, Alexander 2-1-3, 1 TFL, Peters 2-1-3, 1 TFL, Lawson 2-1-3, 1 TFL, Williams, D. 2-1-3, 1 TFL, Kears 2-1-3, 1 TFL, Barnes 2-0-2, 2 TFLs, Smith, R. 1-1-2, Jarrett 1-1-2, 1.5 TFL, Wiggins 1-1-2, 1.5 TFL, Goodson 1-0-1, Aiken 1-0-1, Watkins 1-0-1, 1 TFL, Beasley, V. 0-1-1, 0.5 TFL, Boulware 0-1-1; BC - Daniels 11-0-11, 3 TFLs, Johnson 8-1-9, Asprilla 6-0-6, Williams 6-0-6, 2 TFLs, Simmons 5-0-5, 1 TFL, Kavalec 4-0-4, Keyes 4-0-4, Gutapfel 3-0-3, 2 TFLs, Strizak 3-0-3 1 TFL, Moore, K. 2-0-2, Brown 2-0-2, Wujciak 1-1-2, Mihalik 1-1-2, Sylvia 1-1-2, Milano 1-0-1, Moore, M. 1-0-1, Landry 1-0-1, Adebayo 1-0-1.

**Weather:** 69 degrees, cloudy; rain during game, wind from SW 13 mph



Boston College dropped a 17-13 game to Clemson at Alumni Stadium on BC Homecoming Weekend. Graduate quarterback **Tyler Murphy** threw two touchdowns, but was held to 55 rushing yards and was sacked five times. It was a defensive battle as both teams put out their lowest point totals of the season.

Senior **Alex Howell** punted a season-high 10 times, averaging 50.1 yards per punt after entering the game averaging 37.7 yards per punt. In the third quarter, the Eagles were forced to punt from the 41-yard line and Howell pinned the Tigers back on their own three-yard line on a perfect 38-yard punt.


After a scoreless first quarter, the Tigers took a 7-0 lead with 11:42 remaining in the first half. Wayne Gallman scored his first career touchdown on a 17-yard run. The Eagles tied the game on freshman **Sherman Alston's** first career receiving touchdown. Clemson went up by three at the half, hitting on 23-yard field goal as time expired.

The Eagles pulled ahead, 13-10, on a touchdown to graduate **Josh Bordner** with just under 11 minutes to play in the game. The Tigers marched down the field on their next drive to take a 17-13 lead with 9:35 to play to pull back ahead on a drive that took just over five minutes to complete.

On BC's final drive of the game, the Eagles had a chance to go ahead, but could not take advantage. Murphy took off on second-and-nine on a 43-yard run to the CU 38, the longest of the game for either team. On fourth-and-one, freshman **Jon Hilliman** pushed the ball ahead three yards for a BC first down to the Clemson 29-yard line. Murphy threw four incomplete passes, including one that slipped through the hands of sophomore **Tyler Rouse** near the end zone and BC turned the ball over on downs.



**GAME 8 • WAKE FOREST**



<b>Boston College</b>	<b>10</b>	<b>7</b>	<b>0</b>	<b>6</b>	<b>23</b>	<b>Record: 5-3, 2-2</b>
<b>Wake Forest</b>	<b>0</b>	<b>7</b>	<b>3</b>	<b>14</b>	<b>17</b>	<b>Record: 2-6, 0-4</b>

October 25, 2014 • Winston-Salem, N.C. • BB&T Field (26,439)

**FIRST QUARTER**

7:23 BC Alex Howell 30-yd field goal, 14-67, 7:37  
 0:00 BC Jon Hilliman 33-yd run (Alex Howell kick), 8-80, 4:04

**SECOND QUARTER**

1:15 BC Jon Hilliman 1-yd run (Alex Howell kick), 8-58, 3:44

**THIRD QUARTER**

7:05 WF Mike Weaver 28-yd field goal, 10-76, 4:17

**FOURTH QUARTER**

13:46 BC Shakim Phillips 37-yd pass from Tyler Murphy (Alex Howell kick blocked), 3-81, 1:08  
 8:03 WF EJ Scott 3-yd run (Mike Weaver kick), 15-75, 5:50  
 6:26 WF Isaiah Robinson 1-yd run (Mike Weaver kick), 4-15, 1:30

	BC	WF
FIRST DOWNS	20	17
RUSHES-YARDS (NET)	44-202	33-19
PASSING YDS (NET)	165	242
Passes Att-Comp-Int	11-15-0	22-30-1
TOTAL OFFENSE PLAYS-YARDS	59-367	63-261
Fumble Returns-Yards	0-0	1-0
Punt Returns-Yards	1-5	1-5
Kickoff Returns-Yards	3-55	4-48
Interception Returns-Yards	1-0	0-0
Punts (Number-Avg)	5-39.0	5-43.6
Fumbles-Lost	1-1	0-0
Penalties-Yards	7-54	6-49
Possession Time	29:38	30:22
Third-Down Conversions	2 of 9	4 of 13
Fourth-Down Conversions	0 of 0	1 of 2
Red-Zone Scores-Chances	2-2	3-4
Sacks By: Number-Yards	4-25	0-0

**RUSHING:** BC - Hilliman, J. 20-101, 2 TDs, Murphy, T. 14-77, Willis, M. 4-20, Alston, S. 3-11, Outlow, M. 1-(-3); WF - Robinson, I. 8-10, 1 TD, Wortham, D. 15-4, Scott, E. 1-3, 1 TD, Wolford, J. 9-2.

**PASSING:** BC - Murphy, T. 11-15-165, 1 TD; WF - Wolford, J. 22-30-242, 1 INT.

**RECEIVING:** BC - Dudeck, D. 3-58, Crimmins, D. 2-21, Bordner, J. 2-15, Phillips, S. 1-37, 1 TD, Willis, M. 1-18, Alston, S. 1-11, Outlow, M. 1-5; WF - Crump, J. 6-60, Serigne, C. 5-43, Scott, E. 4-58, Terry, B. 2-15, Robinson, I. 2-11, Williams, J. 1-46, Pike, D. 1-8, Wortham, D. 101.

**INTERCEPTIONS:** BC - Simmons, J. 1-0; WF - None.

**FUMBLES:** BC - None; WF - Watson, B. 1-0.

**SACKS:** BC - Kavalec, K. 2.0-14, Daniels, S. 0.5-1, Gutapfel, T. 0.5-1, Strizak, M. 1.0-9; WF - None.

**TACKLES (UA-A-T):** BC - Kavalec, K. 8-2-10, 4.5 TFLs, Daniels, S. 5-2-7, 2 TFLs, Keyes, J. 5-1-6, 1 TFL, Williams, D. 5-1-6, Gutapfel, T. 3-2-5, 2.5 TFLs, Strizak, M. 3-2-5, 1 TFL, Sylvia, S. 2-3-5, Brown, T. 3-1-4, 1 TFL, Moore, K. 3-0-3, Simmons, J. 3-0-3, Strachan, C. 0-3-3, Wujciak, C. 2-0-2, 1 TFL, Yiadom, I. 1-1-2, Wolford, B. 1-0-1, Duggan, S. 1-0-1, Mihalik, B. 1-0-1, Asprilla, M. 1-0-1, Lifka, N. 0-1-1, Dudeck, D. 0-1-1; WF - Janvion, R. 3-8-11, 0.5 TFL, Chubb, B. 3-5-8, 0.5 TFL, Johnson, K. 4-2-6, Allen, Z. 4-2-6, Wooding, A. 4-1-5, Noel, M. 3-2-5, Lee, M. 3-2-5, 1.5 TFLs, Dunn, W. 1-3-4, 0.5 TFL, Banks, J. 1-3-4, Okonye, J. 3-0-3, 1 TFL, Brown, T. 2-0-2, Latter, J. 2-0-2, Harris, T. 1-1-2, Ejiofor, D. 1-0-1, Williams, J. 1-0-1, Williams, H. 0-1-1, Lewinson, S. 0-1-1, Dawson, G. 0-1-1.

**Weather:** 73 degrees, sunny and clear; wind from W 5 mph



Boston College held on to beat Wake Forest 23-17, at BB&T Field as freshman **Jon Hilliman** led the way with 101 rushing yards and two touchdowns. Graduate quarterback **Tyler Murphy** finished 11-of-15 for 165 yards with a 37-yard touchdown pass to classmate **Shakim Phillips** while Hilliman had touchdown runs of one and 33 yards.

BC nearly blew a 23-3 lead in the fourth quarter and didn't completely put the pesky Demon Deacons away until junior **Justin Simmons'** late interception.

Wake QB John Wolford was 22-of-30 for 242 yards for Wake Forest and receiver E.J. Scott and Isaiah Robinson had short touchdown runs about one and a half minutes apart in the fourth before the Demon Deacons got the ball back with 2:30 minutes left in a one-possession game. Simmons sealed it by picking off Wolford's sideline pass with 2:06 left.

Wake Forest didn't advance further than its own 37 and managed just six total yards of offense in the first half, but trailing by 20, the Demon Deacons came to life with a 15-play, fourth-quarter drive that ended with Scott's three-yard touchdown run with 8:03 remaining.

Robinson pulled the Demon Deacons within six with 6:26 remaining after the Eagles fumbled the kickoff on the ensuing drive. Wake Forest forced a punt and took over at its own 20 with 2:31 to play. Wolford hit Scott over the middle for 27 yards one play before Simmons picked off his sideline throw for Jared Crump.

Murphy hit a wide-open junior **David Dudeck** for 41 yards one play before Phillips got behind the defense for an easy score that made it a 20-point game with 13:46 left. Hilliman had the highlight of the day on the final play of the first quarter, breaking a run through the left side before cutting back and hurdling a Wake Forest defender on his way to the end zone to make it 10-0. His short TD run with 1:15 left in the half gave BC a 17-0 lead.





**GAME 9 • VIRGINIA TECH**



<b>Boston College</b>	<b>0</b>	<b>14</b>	<b>9</b>	<b>10</b>	<b>33</b>	<b>Record: 6-3, 3-2</b>
<b>Virginia Tech</b>	<b>7</b>	<b>3</b>	<b>0</b>	<b>21</b>	<b>31</b>	<b>Record: 4-5, 1-4</b>

November 1, 2014 • Blacksburg, Va. • Lane Stadium (55,729)

**FIRST QUARTER**

11:51 VT Marshawn Williams 8-yd run (Joey Slye kick), 9-95, 3:09

**SECOND QUARTER**

14:56 BC Charlie Callinan 8-yd pass from Tyler Murphy (Joey Launceford kick), 7-41, 3:29

12:45 VT Joey Slye 27-yd field goal, 7-36, 2:00

8:10 BC Myles Willis 68-yd run (Joey Launceford kick), 2-63, 0:53

**THIRD QUARTER**

7:52 BC Marcus Outlow 2-yd pass from Tyler Murphy (Joey Launceford kick failed), 5-50, 2:35

5:36 BC Joey Launceford 19-yd field goal, 4-8, 2:10

**FOURTH QUARTER**

11:51 VT Michael Brewer 1-yd run (Joey Slye kick), 11-67, 3:44

7:12 VT Bucky Hodges 7-yd pass from Michael Brewer (Joey Slye kick), 11-75, 3:05

4:12 BC Alex Howell 44-yd field goal 6-42, 2:55

2:59 BC Tyler Murphy 57-yd run (Joey Launceford kick), 3-57, 0:20

0:28 VT Ryan Malleck 5-yd pass from Michael Brewer (Joey Slye kick), 9-75, 2:31

	BC	VT
FIRST DOWNS	11	17
RUSHES-YARDS (NET)	47-258	29-69
PASSING YDS (NET)	110	345
Passes Att-Comp-Int	8-15-0	31-49-0
TOTAL OFFENSE PLAYS-YARDS	62-368	78-414
Fumble Returns-Yards	0-0	0-0
Punt Returns-Yards	4-22	3-35
Kickoff Returns-Yards	4-60	5-88
Interception Returns-Yards	0-0	0-0
Punts (Number-Avg)	5-39.0	5-43.6
Fumbles-Lost	0-0	1-1
Penalties-Yards	3-20	6-40
Possession Time	31:56	28:04
Third-Down Conversions	3 of 13	7 of 20
Fourth-Down Conversions	0 of 1	4 of 5
Red-Zone Scores-Chances	3-3	5-6
Sacks By: Number-Yards	3-18	3-25

**RUSHING:** BC - Murphy, T. 18-122, 1 TD, Willis, M. 6-79, 1 TD, Outlow, M. 10-27, Alston, S. 3-26, Hilliman, J. 8-6; VT - Williams, M. 13-32, 1 TD, Di Nardo, D. 1-30, Rogers, S. 4-12, Wright, J. 3-3, Stanford, J. 1-(-4), Brewer, M. 4-(-4), 1 TD.

**PASSING:** BC - Murphy, T. 8-15-110, 2 TDs; VT - Brewer, M. 31-48-345, 2 TDs.

**RECEIVING:** BC - Alston, S. 2-39, Bordner, J. 2-26, Phillips, S. 1-24, Dudeck, D. 1-11, Callinan, C. 1-8, 1 TD, Outlow, M. 1-2, 1 TD; VT - Ford, I. 7-75, Byrn, W. 6-68, Hodges, B. 5-44, 1 TD, Mallack, R. 5-30, 1 TD, Rogers, S. 4-70, Phillips, C. 3-43, Stanford, J. 1-15.

**INTERCEPTIONS:** BC - None; VT - None.

**FUMBLES:** BC - Milano, M. 1-0; VT - None.

**SACKS:** BC - Moore, M. 2.0-13, Wujciak, C. 1.0-5; VT - Clarke, D. 1.0-13, Nicolas, D. 1.0-5, Williams, N. 1.0-7.

**TACKLES (UA-A-T):** BC - Asprilla, M. 4-6-10, Brown, T. 3-6-9, Simmons, J. 4-4-8, Keyes, J. 4-4-8, Williams, D. 3-5-8, Daniels, S. 0-7-7, Duggan, S. 1-5-6, 0.5 TFL, Moore, M. 4-0-4, 2 TFLs, Wujciak, C. 2-2-4, 1 TFL, Yiadom, I. 1-3-4, Strizak, M. 1-3-4, Mihalik, B. 0-4-4, 0.5 TFL, Sylvia, S. 2-0-2, Milano, M. 1-1-2, Kavalec, K. 1-1-2, 1 TFL, Adebayo, S. 0-2-2, Dudeck, D. 1-0-1, Howell, A. 1-0-1, Alston, S. 0-1-1; VT - Motuapuaka, A. 5-9-14, 0.5 TFL, Jarrett, K. 4-7-11, 0.5 TFL, Bonner, D. 2-8-10, Clarke, D. 4-4-8, 2.5 TFLs, Clark, C. 5-2-7, 1 TFL, Fuller, K. 1-4-5, 0.5 TFL, Ekanem, K. 1-4-5, 0.5 TFL, Nicolas, D. 1-4-5, 1.5 TFLs, Di Nardo, D. 3-1-4, Williams, N. 1-3-4, 2 TFLs, Marshall, C. 0-4-4, Riley, D. 1-1-2, Keihn, M. 1-0-1, Moss, J. 0-1-1, Ludwig, M. 0-1-1, Rogers, S. 0-1-1, Caleb, J. 0-1-1, Walker, R. 0-1-1.

**Weather:** 43 degrees, cold and rainy; wind from N 8 mph



Graduate quarterback **Tyler Murphy** threw for two touchdowns and put Virginia Tech away with a 57-yard scoring run with 3:09 remaining as Boston College beat the Hokies, 33-31, and became bowl eligible for the second straight year under second-year head coach **Steve Addazio**.

Murphy also broke Doug Flutie's Boston College record for rushing yards by a quarterback, racking up 122 yards on 18 carries to total 965 yards through nine games.

The Hokies took the opening kickoff and drove 95 yards for a touchdown. Murphy countered, hitting redshirt **Charlie Callinan** for eight yards and the tying touchdown early in the game.

After a VT 27-yard field goal gave the Hokies a 10-7 lead, sophomore **Myles Willis** ran a career-long 68 yards for a touchdown on the next. Joey Slye tried to make it a one-point game just before halftime, but his 30-yard field goal was blocked.

The Eagles notched two scores in the third: a two-yard run by freshman **Marcus Outlow** and a 19-yard field goal by senior **Joey Launceford**.

The Hokies trailed, 23-10, before a fake punt kick-started their offense. Michael Brewer pulled the Hokies within 23-17 when he scored on a one-yard run on fourth down, and the Hokies took the lead when Brewer hit Bucky Hodges from seven yards out.


BC drove 42 yards to the Hokies' 24 and senior **Alex Howell** gave them the lead back with a 44-yard field goal. With three minutes play, Murphy broke free on a third-and-10 and sprinted 57 yards up the middle and untouched for the touchdown.

The Hokies scored with 28 seconds left, but the Eagles recovered the on-sides kick to preserve the win.





**GAME 10 • LOUISVILLE**



<b>Louisville</b>	<b>3</b>	<b>14</b>	<b>7</b>	<b>14</b>	<b>38</b>	<b>Record: 7-3, 5-3</b>
<b>Boston College</b>	<b>7</b>	<b>6</b>	<b>6</b>	<b>0</b>	<b>19</b>	<b>Record: 6-4, 3-3</b>

November 8, 2014 • Chestnut Hill, Mass. • Alumni Stadium (33,565)

**FIRST QUARTER**

12:45 LOU John Wallace 23-yd field goal, 6-36, 2:01  
 7:14 BC Jon Hilliman 1-yd run (Joey Launceford kick), 12-64, 5:31

**SECOND QUARTER**

14:07 BC Jon Hilliman 1-yd run (Joey Launceford kick failed), 4-71, 1:14  
 5:06 LOU Brandon Radcliff 5-yd run (John Wallace kick), 4-44, 0:57  
 0:15 LOU DeVante Parker 29-yd pass from Reggie Bonnafon (John Wallace kick), 1-19, 0:23

**THIRD QUARTER**

7:14 LOU Eli Rogers 12-yd pass from Reggie Bonnafon (John Wallace kick), 14-75, 7:46  
 3:30 BC Bobby Wolford 3-yd pass from Tyler Murphy (Tyler Murphy pass failed), 7-71, 3:44

**FOURTH QUARTER**

12:08 LOU Brandon Radcliff 11-yd run (John Wallace kick), 3-27, 1:09  
 4:47 LOU Reggie Bonnafon 36-yd run (John Wallace kick), 2-37, 0:56

	<b>LOU</b>	<b>BC</b>
FIRST DOWNS	21	18
RUSHES-YARDS (NET)	40-166	43-166
PASSING YDS (NET)	257	166
Passes Att-Comp-Int	17-24-0	9-20-4
TOTAL OFFENSE PLAYS-YARDS	64-423	63-332
Fumble Returns-Yards	0-0	0-0
Punt Returns-Yards	4-22	3-35
Kickoff Returns-Yards	2-32	5-131
Interception Returns-Yards	4-59	0-0
Punts (Number-Avg)	4-37.8	4-38.8
Fumbles-Lost	1-1	0-0
Penalties-Yards	10-87	5-45
Possession Time	32:11	27:49
Third-Down Conversions	6 of 13	5 of 13
Fourth-Down Conversions	0 of 1	1 of 3
Red-Zone Scores-Chances	5-7	3-4
Sacks By: Number-Yards	2-14	2-3

**RUSHING:** LOU - Bonnafon, R. 13-76, 1 TD, Radcliff, B. 11-50, 2 TDs, Dyer, M. 12-42, Gardner, W. 1-4; BC - Alston, S. 2-43, Hilliman, J. 17-42, 2 TDs, Murphy, T. 12-41, Willis, M. 3-14, Wade, D. 2-12, Rouse, T. 2-11, Outlow, M. 4-4.

**PASSING:** LOU - Gardner, W. 13-19-188, Bonnafon, R. 4-5-69, 2 TDs; BC - Murphy, T. 7-15-129, 1 TD, 4 INTs, Wade, D. 2-5-17.

**RECEIVING:** LOU - Parker, D. 8-144, 1 TD, Rogers, E. 3-46, 1 TD, DaLa Cruz, K. 2-9, Harris, M. 1-23, Radcliff, B. 1-21, Christian, G. 1-12, Scott, L. 1-2; BC - Crimmins, D. 2-63, Wolford, B. 2-22, 1 TD, Darmstatter, J. 1-42, Alston, S. 1-20, Bordner, J. 1-12, McClary, G. 1-5, Outlow, M. 1-2.

**INTERCEPTIONS:** LOU - Rankins, S. 1-6, Holliman, C. 3-53; BC - None.

**FUMBLES:** LOU - None; BC - Daniels, S. 1-0.

**SACKS:** LOU - Brown, D. 0.5-1; Rankins, S. 1.5-13; BC - Kavalec, K. 1.0-3, Gutapfel, T. 1.0-0.

**TACKLES (UA-A-T):** LOU - Dubose, B. 5-3-8, Brown, D. 3-4-7, 1 TFL, Burgess, J. 6-0-6, 1 TFL, Rankins, S. 3-3-6, 3 TFLs, Harris, M. 4-1-5, Brown, K. 2-3-5, 0.5 TFL, Holliman, C. 4-0-4, 1 TFL, Floyd, T. 4-0-4, Kelsey, K. 2-2-4, 0.5 TFL, Gaines, C. 3-0-3, Sample, G. 2-0-2, Mount, D. 2-0-2, Cannon, Z. 1-0-1, Washington, T. 1-0-1, Richardson, J. 1-0-1; BC - Daniels, S. 4-3-7, 0.5 TFL, Asprilla, M. 5-1-6, Keyes, J. 4-2-6, Simmons, J. 4-1-5, Brown, T. 4-1-5, Milano, M. 4-0-4, 1 TFL, Strizak, M. 3-0-3, 1 TFL, Kavalec, K. 2-1-3, 1 TFL, Gutapfel, T. 2-1-3, 2 TFLs, Williams, D. 1-2-3, Adebayo, S. 2-0-2, Moore, K. 2-0-2, Wujicak, C. 2-0-2, Landry, H. 1-1-2, Mihalik, B. 1-1-2, Duggan, S. 1-1-2, Willis, M. 1-0-1, Moore, M. 1-0-1, Alston, S. 1-0-1, Sylvia, S. 0-1-1.

**Weather:** 50 degrees, cold and clear; wind from NNW 9 mph



Boston College fell, 38-19, to Louisville, giving up the most points and the largest loss on the year. Freshman **Jon Hilliman** scored two touchdowns for the fifth time this season in the loss. Graduate **Tyler Murphy** was 7-for-15 with 149 passing yards and threw a career-high four interceptions. He reached 1,000-yard rushing mark, becoming the first ACC quarterback to tally the milestone since 2009.

Gerod Holliman tallied one of his three picks in the first minutes of action on BC's first drive. The BC defense was able to hold the Cardinals, stopping them on third-and-goal and forcing a 23-yard field goal. The Eagles quickly took the lead with seven minutes left in the first quarter. Hilliman pushed the ball in from the one-yard line after a 19-yard reception by junior **Bobby Wolford** to give the Eagles the 7-3 lead.

The Eagles went up, 13-3, on another one-yard score by Hilliman after Murphy broke free for 28-yard rush, followed by freshman Sherman Alston's 36-yard run.

A five-yard Louisville TD made it a 13-10 with five minutes to go in the half. The Cardinals then took the lead with 15 seconds left in the half. Senior **Alex Howell's** punt was blocked and QB Reggie Bonnafon completed a 29-yard touchdown pass on the next play.

Louisville scored on the opening drive of the second half to go up, 24-13, but the Eagles made it a 23-19 game on the ensuing drive on a Wolford touchdown. The two-point conversion failed.

An 11-yard TD run gave Louisville a 31-19 lead after a Murphy INT. Junior **Dan Crimmins** hauled in a career-long, 55-yard reception to take the ball to the one-yard line on BC's next drive, but the Eagles could not punch it in and Murphy threw his third interception on fourth-and-goal after scrambling to avoid a sack. After Murphy's fourth interception of the night, third to Holliman, the Cardinals went up, 38-19, on a 36-yard touchdown run by Bonnafon.



**GAME 11 • FLORIDA STATE**



<b>Boston College</b>	<b>3</b>	<b>7</b>	<b>7</b>	<b>0</b>	<b>17</b>	<b>Record: 6-5, 3-4</b>
<b>Florida State (1)</b>	<b>7</b>	<b>10</b>	<b>0</b>	<b>3</b>	<b>20</b>	<b>Record: 11-0, 8-0</b>

November 22, 2014 • Tallahassee, Fla. • Doak Campbell Stadium (82,300)

**FIRST QUARTER**

8:36 FS Karlos Williams 3-yd run (Roberto Aguayo kick), 14-75, 6:24  
 0:14 BC Mike Knoll 40-yd field goal, 14-50, 8:16

**SECOND QUARTER**

10:39 FS Roberto Aguayo 37-yd field goal, 11-56, 4:35  
 5:29 BC Shakim Phillips 29-yd pass from Tyler Murphy (Mike Knoll kick), 5-67, 2:47  
 3:02 FS Nick O'Leary 30-pass from Jameis Winston (Roberto Aguayo kick), 7-75, 2:27

**THIRD QUARTER**

6:12 BC Tyler Murphy 21-yard run (Mike Knoll kick), 7-63, 3:05

**FOURTH QUARTER**

0:03 FS Roberto Aguayo 26-yd field goal, 12-66, 4:34

	BC	FS
FIRST DOWNS	19	22
RUSHES-YARDS (NET)	51-240	29-110
PASSING YDS (NET)	73	281
Passes Att-Comp-Int	6-11-0	22-32-1
TOTAL OFFENSE PLAYS-YARDS	62-313	61-391
Fumble Returns-Yards	0-0	0-0
Punt Returns-Yards	1-7	1-6
Kickoff Returns-Yards	1-22	0-0
Interception Returns-Yards	1-4	0-0
Punts (Number-Avg)	4-38.2	2-49.0
Fumbles-Lost	2-0	1-0
Penalties-Yards	3-20	5-40
Possession Time	33:47	26:13
Third-Down Conversions	8 of 14	6 of 11
Fourth-Down Conversions	0 of 0	0 of 0
Red-Zone Scores-Chances	0-0	3-3
Sacks By: Number-Yards	0-0	1-14

**RUSHING:** BC - Hilliman, J. 14-73, Outlow, M. 12-61, Murphy, T. 1548, 1 TD, Alston, S. 3-35, Willis, M. 7-23; FS - Cook, D. 14-76, Williams, K. 9-41, 1 TD, Pender, M. 1-0, Winston, J. 4-(-4).

**PASSING:** BC - Murphy, T. 6-10-73, 1 TD, Bordner, J. 0-1; FS - Winston, J. 22-32-281, 1 TD, 1 INT.

**RECEIVING:** BC - Wolford, B. 2-9, Alston, S. 2-9, Phillips, 1-29, 1 TD, Darmstatter, J. 1-6; FS - Greene, R. 8-106, O'Leary, N. 3-59, 1 TD, Rudolph, T. 3-48, Williams, K. 3-23, Wilson, J. 2-24, Cook, D. 2-14, Pender, M. 1-7.

**INTERCEPTIONS:** BC - Brown, T. 1-4; FS - None.

**FUMBLES:** BC - None; FS - None.

**SACKS:** BC - None; FS - Ramsey, J. 1-14.

**TACKLES (UA-A-T):** BC - Simmons, J. 6-2-8, Asprilla, M. 6-2-8, Brown, T. 5-2-7, Keyes, J. 4-2-6, Williams, D. 3-2-5, Strizak, M. 2-3-5, Kavalec, K. 4-0-4, Daniels, S. 2-2-4, Wujicak, C. 2-0-2, 1 TFL, Mihalik, B. 2-0-2, Duggan, S. 1-1-2, Gutapfel, T. 0-2-2, Lifka, N. 1-0-1, Milano, M. 1-0-1; FS - Andrews, N. 7-5-12, Ramsey, J. 5-3-8, 1.5 TFLs, Smith, T. 3-4-7, Williams, P. 5-1-6, Northup, R. 2-3-5, Thomas, M. 3-1-4, 1.5 TFLs, Hunter, T. 2-2-4, 1 TFL, Edwards, M. 2-2-4, 1 TFL, Darby, R. 3-0-3, Mitchell, D. 0-3-3, 0.5 TFL, Walker, D. 2-0-2, 1 TFL, Brutus, L. 1-1-2, Goldman, E. 0-2-2, 0.5 TFL, Greene, R. 1-0-1, Hollin, D. 0-1-1.

**Weather:** 63 degrees, intermittent rain; wind from ENE 8 mph



Boston College had a strong game on the ground, but ultimately fell just short to No. 1 Florida State, 20-17. The three-point loss was the smallest deficit the Eagles conceded to the Seminoles in the series history. It also tied Clemson for the smallest deficit of the regular season.

The Eagles stuck with their run-first philosophy throughout and finished with 240 yards on the ground. Graduate quarterback **Tyler Murphy** bounced a read-option around the left end for a 21-yard score midway through the third quarter to tie the game at 17. Senior **Alex Howell** missed a 42-yard field goal with 4:37 left that would have given Boston College the lead.

FSU quarterback Jameis Winston led Florida State 66 yards to put Roberto Aguayo in position for a 26-yard game-winning field goal with three seconds remaining.

Murphy accounted for both of Boston College's touchdowns, as he threw a 49-yard touchdown to graduate **Shakim Phillips** and had the touchdown run. Phillips' catch was the longest of his BC career and the third of the season. It tied the game at 10 in the second quarter. Murphy's 10th rushing TD of the season puts him in third on BC's all-time list for rushing yards by a quarterback.





**GAME 12 • SYRACUSE**



<b>Syracuse</b>	<b>7</b>	<b>0</b>	<b>0</b>	<b>0</b>	<b>7</b>	<b>Record: 3-9, 1-7</b>
<b>Boston College</b>	<b>7</b>	<b>7</b>	<b>7</b>	<b>7</b>	<b>28</b>	<b>Record: 7-5, 4-4</b>

November 29, 2014 • Chestnut Hill, Ma. • Alumni Stadium (30,267)

**FIRST QUARTER**

14:48 BC Myles Willis 95-yard kickoff return (Mike Knoll kick)  
 1:43 SU AJ Long 4-yd run (Cole Murphy kick), 6-43, 2:48

**SECOND QUARTER**

1:10 BC Sherman Alston 26-yard pass from Tyler Murphy (Mike Knoll kick), 4-55, 1:32

**THIRD QUARTER**

12:14 BC Jon Hilliman 7-yd run (Mike Knoll kick), 4-30, 2:00

**FOURTH QUARTER**

8:43 BC Tyler Rouse 42-yd run (Mike Knoll kick), 9-80, 4:08

	SU	BC
FIRST DOWNS	8	19
RUSHES-YARDS (NET)	28-70	49-142
PASSING YDS (NET)	66	160
Passes Att-Comp-Int	8-20-2	13-17-0
TOTAL OFFENSE PLAYS-YARDS	48-136	66-302
Fumble Returns-Yards	0-0	0-0
Punt Returns-Yards	4-39	0-0
Kickoff Returns-Yards	5-84	2-97
Interception Returns-Yards	0-0	2-16
Punts (Number-Avg)	9-36.9	6-43.0
Fumbles-Lost	0-0	1-1
Penalties-Yards	8-75	4-36
Possession Time	21:43	38:17
Third-Down Conversions	1 of 11	5 of 14
Fourth-Down Conversions	0 of 0	1 of 1
Red-Zone Scores-Chances	1-2	1-3
Sacks By: Number-Yards	3-22	4-27

**RUSHING:** SU - Gulley, P-T. 7-35, McFarlane, D. 5-21, Philips, E. 3-17, Morris, G. 5-10, Ameen-Moore, A. 2-5, Long, AJ 6-(-18), 1 TD; BC - Rouse, T. 9-59, 1 TD, Outlow, M. 11-31, Murphy, T. 11-20, Hilliman, J. 12-19, 1 TD, Alston, S. 1-11, Willis, M. 4-4.

**PASSING:** SU - Long, AJ 7-18-59, 2 INTs, Wilson, A. 1-2-7, 1 INT; BC - Murphy, T. 13-17-160, 1 TD.

**RECEIVING:** West, J. 5-45, Philips, E. 1-9, Cornelius, A. 1-7, Flemming, A. 1-5; BC - Bordner, J. 4-41, Alston, S. 2-31, 1 TD, Callinan, C. 2-22, Dudeck, D. 2-20, Philips, S. 1-30, Crimmins, D. 1-9, Outlow, M. 1-7.

**INTERCEPTIONS:** SU - None; BC - Duggan, S. 1-15, Strizak, M. 1-1.

**FUMBLES:** SU - Crume, E. 1-0; BC - None.

**SACKS:** SU - Lynch, C. 0.5-3, Franklin, Z. 1.0-8, Welsh, R. 1.5-11; BC - Brown, T. 1.0-4, Wujciak, C. 1.0-6, Adebayo, S. 2.0-17.

**TACKLES (UA-A-T):** SU - Lynch, C. 6-4-10, 2 TFLs, Davis, D. 5-5-10, 1.5 TFLs, Kelly, D. 4-3-7, Eskridge, D. 4-2-6, Desir, R. 4-2-6, Crume, E. 4-2-6, 1.5 TFLs, Franklin, Z. 4-2-6, 1 TFL, Thompson, R. 4-1-5, Welsh, R. 4-1-5, 2.5 TFLs, Robinson, M. 1-1-2, Cordy, A. 0-2-2, Gulley, P-T 1-0-1, Johnson, I. 1-0-1, Kirkland, I. 1-0-1, Morris, G. 1-0-1, Reddish, B. 1-0-1, Ameen-Moore, A. 1-0-1, Winfield, C. 0-1-1; BC - Asprilla, M. 6-0-6, Williams, D. 2-3-5, 0.5 TFL, Brown, T. 4-0-4, 1 TFL, Duggan, S. 3-1-4, Wujciak, C. 2-2-4, 1.5 TFLs, Simmons, J. 3-0-3, Daniels, S. 3-0-3, Adebayo, S. 2-0-2, 2 TFLs, Kavalec, K. 2-0-2, Strachan, C. 2-0-2, Moore, K. 2-0-2, Strizak, M. 1-1-2, Mihalik, B. 1-0-1, Dudeck, D. 1-0-1, Lifka, N. 1-0-1, Keyes, J. 1-0-1, TFL, Skubal, L. 0-1-1, Landry, H. 0-1-1, Sylvia, S. 0-1-1.

**Weather:** 31 degrees, sunny; wind from SW 3 mph



Boston College earned a 28-7 victory Syracuse in the 48th meeting between the two squads, as the Eagles outscored the Orange, 21-0, in the final three quarters to tally the first conference win over the Northeast rival on senior day. It was the first win time the Eagles defeated the Orange at home since 2002.

The Eagles racked up 302 yards of offense while allowing just 128, the lowest total for a BC foe on the season. For the seventh time in 2014, the BC defense did not allow an opponent to rush for more than 100 yards.

Sophomore **Myles Willis** opened the game with a 95-yard kickoff return for a touchdown to give the Eagles a 7-0 lead. It was his second career kickoff return for a TD.

Syracuse evened the score with just under two minutes to play in the first quarter after the Eagles could not produce points on their following three drives. BC did not allow another score for the rest of the game.

The Eagles pulled back ahead with 1:10 to play in the first half. Murphy hit freshman **Sherman Alston** with a 26-yard touchdown. Hilliman capped off the first score of the second half with a seven-yard run with 12:14 to go in the third quarter.

Sophomore **Tyler Rouse** put the Eagles up, 28-7, on a career-long 42-yard rushing touchdown with 8:43 left in the game.