

**2016 BIG TEN CHAMPIONS**

**872 WINS** (8th in Nation)    **47 BOWL GAMES** (1-9th in Nation)    **28 BOWL WINS** (1-5th in Nation)    **99 1ST TEAM ALL-AMERICANS**



**OCTOBER 7, 2017 - NOON**

Evanston, Ill.  
Ryan Field [47,130]

**Series:** Penn State, 13-5  
**Last Meeting:** Northwestern, 23-21  
November 7, 2015

*Complete Series Info on Page 7*



**THE MATCHUP**

**PENN STATE NITTANY LIONS**

5-0, 2-0 Big Ten

Head Coach: James Franklin  
Record at Penn State (4th season): 30-15  
Career Record (7th season): 54-30  
vs. Northwestern: 0-3



PxP: Steve Levy  
Analyst: Brian Griese  
Sideline: Todd McShay

PxP: Steve Jones  
Analyst: Jack Ham  
Sideline: Derrick Williams  
**Local:** 93.7 FM/1450 AM  
**Web:** GoPSUsports.com

**Sirius/XM/Internet:** 81/81/972

**NORTHWESTERN WILDCATS**

2-2, 0-1 Big Ten

Head Coach: Pat Fitzgerald  
Record at Northwestern (12th season): 79-64  
Career Record (Same): Same  
vs. Penn State: 2-5

**INSIDE THE GAME**

**NO. 4 PENN STATE VISITS NORTHWESTERN**

No. 4 Penn State returns to the road and to Ryan Field, as the Nittany Lions take on Northwestern in a cross-division Big Ten football matchup kicking off at noon on ABC.

The Big Ten is proving as challenging as ever in 2017, as the Nittany Lions lead a group of four Big Ten teams ranked in the Top 10 of both major polls: Michigan, Wisconsin and Ohio State. Penn State will face Michigan and Ohio State later in the month, but Northwestern cannot be overlooked, as it is undefeated at home this year and led Wisconsin at halftime on the road in its last outing. The Wildcats have also prevailed over the Nittany Lions in their last two meetings, most recently winning on a last-second field goal in 2015 on Ryan Field.

Penn State is looking to extend its four-game road winning streak, as well as double-digit conference and regular season winning streaks.

Nittany Lion running back Saquon Barkley is likely to be a major factor, but just how so is difficult to predict, as his most recent game featured a passing touchdown and kickoff return touchdown. Barkley leads all active FBS players in career all-purpose yards and is the 2017 season leader.

Quarterback Trace McSorley continues to stand out in the Big Ten, as well, leading the conference in passing yards and ranking among the conference and FBS leaders in passing touchdowns and efficiency.

The Penn State defense has been doing its part, averaging just 9.4 points allowed per game to rank third in FBS and No. 1 in the Big Ten. The unit has yet to allow a first quarter touchdown and most recently blanked Indiana in the second half.

Penn State will have next Saturday off before it hosts Michigan for the annual Penn State White Out.

**BY THE NUMBERS**

**73-0**

Penn State's first quarter scoring differential

**20**

Consecutive games with a TD pass for Trace McSorley

**9.4**

Points allowed per game to lead the Big Ten, rank third in FBS

**4**

Different ways Saquon Barkley has scored a touchdown this season

**BREAKDOWN**

**RUSHING**

Penn State: Saquon Barkley 86 for 574 yds (114.8), 4 TD  
Northwestern: Justin Jackson 64 for 273 yds (68.2), 4 TD

**PASSING**

Penn State: Trace McSorley 105-of-160, 1,352 yds (270.4), 12 TD/4 INT  
Northwestern: Clayton Thorson 91-of-142, 1,061 yds (265.2), 7 TD/5 INT

**RECEIVING**

Penn State: Saquon Barkley 27 for 386 yds (77.2), 2 TD  
Northwestern: Bennett Skowronek 17 for 256 yds (64.0), 2 TD

**DEFENSE**

Penn State: Marcus Allen 29 tkls, 4.0 TFL, 1 INT, 3 PBU, 2 FF, 1 SK, 1 SAF  
Northwestern: Paddy Fisher 37 tkls, 1.5 TFL, 1 FF, 1 FR

PSU	TEAM	NU
41.4	SCORING/GAME	30.2
179.0	RUSHING/GAME	126.5
112-173-4	PASSING (C-A-INT)	95-147-5
292.2	PASSING/GAME	278.8
471.2	TOTAL OFFENSE/GAME	405.2
+9	TURNOVER MARGIN	+1
9.4	PTS ALLOWED/GAME	25.2
127.4	OPP. RUSH YDS/GAME	145.0
84-156-7	OPP. PASSING	83-146-4
161.8	OPP. PASS YDS/GAME	239.2
289.2	OPP. TOTAL OFFENSE/GAME	384.2

**2017 SCHEDULES**

**PENN STATE**

Overall (B1G): 5-0 (2-0 East)		Home: 4-0	Road: 1-0	Ntrl: 0-0
PSU Rank	Opponent (Rank)	Time/Result	TV	Attend.
<b>September</b>				
2	(6/6) Akron	W, 52-0	ABC	101,684
9	(4/4) Pittsburgh	W, 33-14	ABC	109,898
16	(5/5) Georgia State	W, 56-0	BTN	102,746
23	(4/4) at Iowa *	W, 21-19	ABC	66,205
30	(4/4) Indiana *	W, 45-14	BTN	107,542
<b>October</b>				
7	(4/4) at Northwestern *	noon	ABC	
21	Michigan *	TBD		
28	at Ohio State *	3:30 p.m.	FOX	
<b>November</b>				
4	at Michigan State *	TBD		
11	Rutgers *	noon		
18	Nebraska *	TBD		
25	at Maryland *	TBD		

\* - B1G game All times Eastern Rankings: AP/Coaches

**NORTHWESTERN**

Overall (B1G): 2-2 (0-1 West)		Home: 2-0	Road: 0-2	Ntrl: 0-0
Rank	Opponent (Rank)	Time/Result	TV	Attend.
<b>September</b>				
2	Nevada	W, 31-20	BTN	33,018
9	at Duke	L, 41-17	ESPNU	20,241
16	Bowling Green	W, 49-7	BTN	33,706
30	at Wisconsin * (10/10)	L, 24-33	ABC	80,584
<b>October</b>				
7	Penn State * (4/4)	noon	ABC	
14	at Maryland *	3:30 p.m.	ESPN2	
21	Iowa *	TBD		
28	Michigan State *	TBD		
<b>November</b>				
4	at Nebraska *	TBD		
11	Purdue *	TBD		
18	Minnesota *	TBD		
25	Illinois *	TBD		

\* - B1G game All times Eastern Rankings: AP/Coaches

**TABLE OF CONTENTS**

Page 2 . . . . . Quick Facts/NFL Notes	12. Coaching Staff POTW/Gesicki Record Countdown	Page 21-22. . . . . Numerical Roster
Page 3 . . . . . Opponent Tracker/B1G Standings/Media Info	13. . . . . Classroom Success	Page 23-24. . . . . Alphabetical Roster
Page 4-5. . . . . Head Coach James Franklin	14. . . . . Coaching Staff	Page 25-27. . . . . Record Watch
Page 6 . . . . . Leadership/National Polls	Page 15-16. . . . . Defense Notes	Page 28-32. . . . . Games 1-5
Page 7 . . . . . The Series vs. Northwestern	15. . . . . Community Service	Page 33-48. . . . . Player Bios
Page 8 . . . . . Northwestern Notes	Page 16. . . . . Special Teams Notes	Page 49-57. . . . . Game-by-Game Statistics
8. . . . . This Day in History/Record Breakdown	Page 17-19. . . . . Season Notes	Page 58-59. . . . . Long Play Breakdown
Page 9-10. . . . . Highlights	16. . . . . Home Success/Packing the Stadium	Page 60 . . . . . Season Superlatives
9. . . . . Winningest Programs/At The Start	17. . . . . Future Schedules	Page 61 . . . . . The Last Time...
10. . . . . Stat Leaders/Barkley Record Countdown	18. . . . . Preseason Honors	Page 62-63. . . . . Starters/Participation
Page 11-14. . . . . Offense Notes	19. . . . . Nittany Greats	Page 64-66. . . . . Season Statistics
11. Season Honors/McSorley & Hamilton Record Countdowns	Page 20 . . . . . Depth Chart/Pronunciations/Asst. Coaches	

**PROGRAM NOTES**

**131st SEASON OF GRIDIRON EXCELLENCE**

Penn State is in its 131st season of intercollegiate football and owns an 872-385-42 record, to rank No. 8 nationally in all-time victories.

**WINNING RECORD**

Penn State is one of eight teams that have had a winning season the last 12 consecutive years. Wisconsin, Oklahoma, Virginia Tech, Boise State, USC, Florida State and LSU have also accomplished the feat. According to ESPN Stats & Info, Penn State holds the FBS record for most consecutive seasons without a losing record at 49 (1939-87).

**ACADEMIC EXCELLENCE**

A total of 389 of Penn State football student-athletes, including 19 in 2016, have earned Academic All-Big Ten honors since 1993 for owning at least a 3.0 grade point average and being a letterwinner.

**ONE OF NATION'S TOUGHEST HOME VENUES**

Penn State owns a superlative 282-72 (.797) record inside Beaver Stadium, the nation's second-largest facility, which opened in 1960 and has a capacity of 106,572.

**QUICK FACTS**

**UNIVERSITY**

<b>NAME</b> . . . . .	The Pennsylvania State University
<b>LOCATION</b> . . . . .	University Park, Pa.
<b>FOUNDED</b> . . . . .	1855
<b>ENROLLMENT</b> . . . . .	47,261
<b>NICKNAME</b> . . . . .	Nittany Lions
<b>COLORS</b> . . . . .	Blue & White
<b>CONFERENCE</b> . . . . .	Big Ten
<b>DIVISION</b> . . . . .	NCAA Division I
<b>STADIUM</b> . . . . .	Beaver Stadium (106,572)
<b>STADIUM SURFACE</b> . . . . .	Natural Grass
<b>PRESIDENT</b> . . . . .	Dr. Eric Barron
<b>ATHLETICS DIRECTOR</b> . . . . .	Sandy Barbour
<b>HEAD COACH</b> . . . . .	James Franklin (4th Season)
<b>FOOTBALL OFFICE</b> . . . . .	814-865-0412
<b>TICKET OFFICE</b> . . . . .	1-800-NITTANY

**FOOTBALL HISTORY**

<b>FIRST YEAR</b> . . . . .	1887
<b>ALL-TIME RECORD</b> . . . . .	872-385-42 (131st Season)
	. . . . . 8th in victories
<b>ALL-TIME BIG TEN RECORD</b> . . . . .	122-73 (25th Season)
<b>ALL-TIME BOWL RECORD</b> . . . . .	28-17-2 (.617)
	. . . . . T-5th in bowl victories
<b>YEARS IN POST SEASON PLAY</b> . . . . .	47
	. . . . . T-9th in bowl appearances
<b>BEAVER STADIUM RECORD</b> . . . . .	282-72 (.797)

**ASSISTANT COACHES**

<b>BRENT PRY</b> . . . . .	Buffalo; 1993
	Associate Head Coach/Defensive Coordinator/ Linebackers (4th Season)
<b>JOE MOORHEAD</b> . . . . .	Fordham; 1996
	Offensive Coordinator/Quarterbacks (2nd Season)
<b>CHARLES HUFF</b> . . . . .	Hampton; 2005
	Special Teams Coordinator/Running Backs (4th Season)
<b>TIM BANKS</b> . . . . .	Central Michigan; 1995
	Co-Defensive Coordinator/Safeties (2nd Season)
<b>JOSH GATTIS</b> . . . . .	Wake Forest; 2006
	Offensive Recruiting Coordinator/Asst. Special Teams/ Wide Receivers (4th Season)
<b>MATT LIMEGROVER</b> . . . . .	University of Chicago; 1991
	Offensive Line (2nd Season)
<b>RICKY RAHNE</b> . . . . .	Cornell; 2002
	Passing Game Coordinator/Tight Ends (4th Season)
<b>TERRY M. SMITH</b> . . . . .	Penn State; 1991
	Assistant Head Coach/Defensive Recruiting Coordinator/ Cornerbacks (4th Season)
<b>SEAN SPENCER</b> . . . . .	Clarion; 1995
	Run Game/Defensive Line (4th Season)
<b>DWIGHT GALT</b> . . . . .	Maryland; 1981
	Assistant AD of Performance Enhancement (4th Season)

**BIG BEST**



**CO-OFFENSIVE POTW: DaeSean Hamilton • Penn State • Sr. • WR • Fredericksburg, Va.**

- Registered 122 receiving yards on nine catches, including a career-high three touchdowns, to set the Penn State career reception record during the Nittany Lions' victory over Indiana
- Earns his first career Offensive Player of the Week award



**CO-OFFENSIVE POTW: Felton Davis III • Michigan State • Jr. • WR • Richmond, Va.**

- Recorded career highs in catches and receiving yards and tied a career high with two touchdown receptions in the Spartans' win over Iowa
- Caught nine passes for 114 yards, finding the end zone twice in the first quarter
- Talled seven catches for 88 yards in the first half alone



**DEFENSIVE POTW: Natrell Jamerson • Wisconsin • Sr. • S • Ocala, Fla.**

- Recorded the first two interceptions of his career, running one back 36 yards for a touchdown in the fourth quarter of Wisconsin's victory over Northwestern
- Talled six tackles, assisted on one of the Badgers' eight sacks as a team and broke up another pass
- Downed a punt at the two-yard line with 1:09 left in the game, leading to a safety two plays later that sealed the victory
- Collects his first career Defensive Player of the Week honor
- Last Wisconsin Defensive Player of the Week: Ryan Connelly (Oct. 31, 2016)



**SPECIAL TEAMS POTW: Saquon Barkley • Penn State • Jr. • RB • Coplay, Pa.**

- Recorded his first career kick return touchdown, taking the opening kickoff 98 yards for a touchdown against Indiana
- Threw his first career touchdown pass in the contest to become the first Big Ten player and sixth FBS player since 1996 with a kickoff return for a touchdown and a passing touchdown in the same game
- Added 56 rushing yards and 51 receiving yards to become the first player in the last 20 years with 50 rushing yards, 50 receiving yards, a passing touchdown and kickoff return for a touchdown in a single game
- Receives his first career Special Teams Player of the Week award, his third overall honor this season and his seventh career Big Ten weekly award (four offensive awards, two freshman honors and one special teams accolade)
- Last Penn State Special Teams Player of the Week: Tyler Davis (Nov. 21, 2016)



**FRESHMAN POTW: Ben Stille • Nebraska • Fr. • LB • Ashland, Neb.**

- Registered his first career sack and first three tackles for loss in Nebraska's win at Illinois
- Forced a fumble with his sack in the third quarter
- Finished the contest with four total tackles, including three solo stops
- Claims his first career weekly award
- Last Nebraska Freshman of the Week: Caleb Lightbourn (Sept. 19, 2016)

**LIONS IN THE NFL**

**29 NITTANY LIONS ON NFL ROSTERS**

A total of 29 Penn State football alumni are populating the rosters of 20 National Football League teams.

The Nittany Lions are perennially a top-15 program in producing players in the NFL. In addition, seven former Nittany Lions are members of NFL coaching staffs.

The Miami Dolphins and San Francisco 49ers are currently carrying a league-high three former Nittany Lions each. Ninth-year veteran Cameron Wake is joined by Mike Hull in Miami, while Jordan Lucas is on the practice squad, and 13th-year veteran Robbie Gould and Garry Gilliam have joined eighth-year vet NaVorro Bowman in San Francisco.

Gould is Penn State's NFL elder statesman, and is followed in experience by Chiefs All-Pro linebacker Tamba Hali in his 12th season, Jaguars linebacker and captain Paul Posluszny (11th), Wake and Cowboys linebacker and captain Sean Lee (9th). Lee and Wake were both Pro Bowlers in 2017.

Five squads boast two Nittany Lions each, including Detroit, Jacksonville, Kansas City, Tampa Bay and Tennessee.

Three from Penn State's 2016 squad are on NFL rosters as rookies: Chris Godwin was drafted in the third round by Tampa Bay, and Brandon Bell (Cincinnati), and Evan Schwan signed free agent contracts.

Despite not playing for the Titans since 2012, Tim Shaw was named one of six captains for the team. Shaw was diagnosed with ALS in 2014 and continues to support the team and give motivational speeches.

There are also two Nittany Lions on NFL rosters that did not play football at Penn State in Chris Hogan (New England) and Ross Travis (Kansas City). Hogan, a wide receiver in his sixth NFL season, played lacrosse for the Nittany Lions and went to play football at Monmouth after earning his PSU degree. Travis, a tight end, was a standout men's basketball player.

Penn State has had 45 NFL Draft picks since 2006, including 21 in the first three rounds, and at least three draft picks 18 times since starting Big Ten Conference competition in 1993. A total of 344 Nittany Lions have been selected all-time in the NFL Draft.

For the 46th time in the Super Bowl's 51-game history, at least one Penn State alumnus was a member of one of the participating teams (20 times in last 22 years). Thirty-nine former Nittany Lions have earned a total of 56 Super Bowl rings, most recently Chris Hogan with New England last year. A total of 107 Nittany Lions have been on Super Bowl rosters.

- Arizona Cardinals (1):** A.Q. Shipley (8)
  - Atlanta Falcons (1):** Jack Crawford (6)
  - Chicago Bears (1):** Adrian Amos (3)
  - Cincinnati Bengals (1):** Brandon Bell (1)
  - Cleveland Browns (2):** Carl Nassib (2), Garrett Sickels (1)
  - Dallas Cowboys (1):** Sean Lee (8)
  - Detroit Lions (2):** Jordan Hill (5), Anthony Zettel (2)
  - Jacksonville Jaguars (2):** Paul Posluszny (11), Allen Robinson (4)
  - Kansas City Chiefs (1):** Tamba Hali (12), Ross Travis (2; former MBB player)
  - Los Angeles Chargers (1):** Trevor Williams (2)
  - Miami Dolphins (3):** Mike Hull (3), Cameron Wake (9), Jordan Lucas (2)
  - Minnesota Vikings (1):** Kyle Carter (2)
  - New England Patriots:** Chris Hogan (5; former MLAX player)
  - New Orleans Saints (1):** Nathan Stupar (6)
  - New York Giants (1):** Evan Schwan (1)
  - New York Jets (1):** Christian Hackenberg (2)
  - Philadelphia Eagles (1):** Stefen Wisniewski (7)
  - Pittsburgh Steelers (1):** Jesse James (3)
  - San Francisco 49ers (3):** NaVorro Bowman (8), Gary Gilliam (4), Robbie Gould (13)
  - Tampa Bay Buccaneers (2):** Chris Godwin (1), Donovan Smith (3)
  - Tennessee Titans (2):** Austin Johnson (2), DaQuan Jones (4)
- italics indicates practice squad, <sup>IR</sup>injured reserve, <sup>C</sup>Captain*

**SEVEN FORMER LIONS ON NFL COACHING STAFFS**

Seven former Nittany Lions are patrolling the sidelines as part of NFL coaching staffs in 2017.

- Gary Brown (Dallas, running backs)
- Bobby Engram (Baltimore, wide receivers)
- Al Golden (Detroit, tight ends)
- D'Anton Lynn (LA Chargers, defensive assistant)
- John McNulty (LA Chargers, tight ends)
- Mike Munchak (Pittsburgh, offensive line)
- Darren Perry (Green Bay, safeties)

Also, former Penn State quarterbacks coach Jim Caldwell is in his fourth season as the head coach of the Detroit Lions.



**OPPONENT TRACKER**

<p><b>AKRON (SEPT. 2)</b>  <b>Overall:</b> 2-3  <b>MAC:</b> 1-0  <b>This Week:</b> host Ball State  <b>Last Week:</b> W, 34-23, Bowling Green                  GoZips.com</p>	<p><b>PITTSBURGH (SEPT. 9)</b>  <b>Overall:</b> 2-3  <b>ACC:</b> 0-1  <b>This Week:</b> at Syracuse  <b>Last Week:</b> W, 42-10, Rice                  PittsburghPanthers.com</p>	<p><b>GEORGIA STATE (SEPT. 16)</b>  <b>Overall:</b> 1-2  <b>Sun Belt:</b> 0-0  <b>This Week:</b> at Coastal Carolina  <b>Last Week:</b> Canceled                  GeorgiaStateSports.com</p>
<p><b>Iowa (SEPT. 23)</b>  <b>Overall:</b> 3-2  <b>B1G:</b> 0-2  <b>This Week:</b> host Illinois  <b>Last Week:</b> L, 10-17, Michigan State                  HawkeyeSports.com</p>	<p><b>INDIANA (OCT. 2)</b>  <b>Overall:</b> 2-2  <b>B1G:</b> 0-2  <b>This Week:</b> host Charleston Southern  <b>Last Week:</b> L, 14-45, Penn State                  IUHoosiers.com</p>	<p><b>Northwestern (OCT. 7)</b>  <b>Overall:</b> 2-2  <b>B1G:</b> 0-1  <b>This Week:</b> host Penn State  <b>Last Week:</b> L, 24-33, Wisconsin                  NUsports.com</p>
<p><b>MICHIGAN (OCT. 21)</b>  <b>Overall:</b> 4-0  <b>B1G:</b> 1-0  <b>This Week:</b> host Michigan State  <b>Last Week:</b> Off                  MGoBlue.com</p>	<p><b>Ohio State (OCT. 28)</b>  <b>Overall:</b> 4-1  <b>B1G:</b> 2-0  <b>This Week:</b> host Maryland  <b>Last Week:</b> W, 56-0, Rutgers                  OhioStateBuckeyes.com</p>	<p><b>Michigan State (NOV. 4)</b>  <b>Overall:</b> 3-1  <b>B1G:</b> 1-0  <b>This Week:</b> at Michigan  <b>Last Week:</b> W, 17-10, Iowa                  MSUSpartans.com</p>
<p><b>RUTGERS (NOV. 11)</b>  <b>Overall:</b> 1-4  <b>B1G:</b> 0-2  <b>This Week:</b> Off  <b>Last Week:</b> L, 0-56, Ohio State                  ScarletKnights.com</p>	<p><b>NEBRASKA (NOV. 18)</b>  <b>Overall:</b> 3-2  <b>B1G:</b> 2-0  <b>This Week:</b> host Wisconsin  <b>Last Week:</b> W, 28-6, Illinois                  Huskers.com</p>	<p><b>Maryland (NOV. 25)</b>  <b>Overall:</b> 3-1  <b>B1G:</b> 1-0  <b>This Week:</b> at Ohio State  <b>Last Week:</b> W, 31-24, Minnesota                  UMTerps.com</p>

**PENN STATE MEDIA SERVICES**

**FOOTBALL CONTACTS**

**Kris Petersen**  
 Cell: 814-883-4581  
 E-mail: kap18@psu.edu  
 Twitter: @GoPSUKris

**Greg Campbell**  
 Cell: 814-876-0824  
 E-mail: gxc35@psu.edu  
 Twitter: @SID\_Greg

**Mark Brumbaugh**  
 Cell: 814-441-9145  
 E-mail: mgb28@psu.edu  
 Twitter: @markbrumbaugh

**Assoc. AD for Strategic Communications:** Jeff Nelson  
**Associate Directors:** Rose Carter, Kris Petersen  
**Assistant Directors:** Mark Brumbaugh, Greg Campbell, Pat Donghia, John Hanna, Will Rottler, Megan Samassa, Jeff Smith, Jocelyn VerVelde  
**Admin. Assistant:** Vonda Harpster  
**Strategic Communications Office:** 814-865-1757  
**Website:** GoPSUsports.com  
**Address:** 101D Bryce Jordan Center, University Park, Pa., 16802

**SUNDAY:**  
 9 a.m. - Cumulative stats available at GoPSUsports.com.

**MONDAY:**  
 8 p.m. - Game Notes available at GoPSUsports.com.

**TUESDAY:**  
 12:30 p.m. - Penn State Weekly Press Conference  
 James Franklin and at least two players available for questions in person and via telephone at Beaver Stadium.

To participate please contact the Strategic Communications Office at 814-865-1757 prior to 11 a.m. ET. Please contact Strategic Communications for FTP information for video/audio from the press conference.

**TUESDAY-WEDNESDAY:**  
 9 a.m. - 2 p.m. - Player Interviews  
 Selected players available via teleconference interviews. For information, please contact Vonda Harpster in PSU Strategic Communications (vkh1@psu.edu; 814-865-1757).

**WEDNESDAY:**  
 Approximately 6:15 p.m. - Wednesday Practice Availability  
 Media can watch last 10 minutes of practice, James Franklin and one player will be available post-practice.

**THURSDAY:**  
 11:30 a.m. - Thursday Assistant Coach Teleconference  
 Selected players available via teleconference interviews. For information, please contact Vonda Harpster in PSU Strategic Communications (vkh1@psu.edu; 814-865-1757).

6:05 p.m. - "The Penn State Coaches Show Featuring James Franklin Presented by Pepsi" at Primanti Bros. and broadcast live on the Penn State Sports Network and LionVision on GoPSUsports.com.

**SATURDAY:**  
 Post-Game: James Franklin and selected players will be available immediately following the game.  
 Please contact Strategic Communications for FTP audio/video information (home games only).

**B1G STANDINGS**

EAST	BIG TEN			OVERALL		
	W-L	%	vs. T25	W-L	%	vs. T25
<b>Penn State</b>	<b>2-0</b>	<b>1.000</b>	<b>0-0</b>	<b>5-0</b>	<b>1.000</b>	<b>0-0</b>
Ohio State	2-0	1.000	0-1	4-1	.800	0-1
Michigan	1-0	1.000	1-0	4-0	1.000	1-0
Maryland	1-0	1.000	1-0	3-1	.750	1-0
Michigan State	1-0	1.000	0-0	3-1	.750	0-0
Indiana	0-2	.000	0-2	2-2	.500	0-2
Rutgers	0-2	.000	0-1	1-3	.250	0-1

WEST	BIG TEN			OVERALL		
	W-L	%	vs. T25	W-L	%	vs. T25
<b>Nebraska</b>	<b>2-0</b>	<b>1.000</b>	<b>0-1</b>	<b>3-2</b>	<b>.600</b>	<b>0-1</b>
Wisconsin	1-0	1.000	0-0	4-0	1.000	0-0
Minnesota	0-1	.000	0-0	3-1	.750	0-0
Illinois	0-1	.000	0-1	2-2	.500	0-1
Northwestern	0-1	.000	0-1	2-2	.500	0-1
Purdue	0-1	.000	0-2	2-2	.500	0-2
Iowa	0-2	.000	0-1	3-2	.600	0-1

**BIG TEN SCHEDULE (All Times Eastern)**

**SATURDAY, SEPT. 30**  
**PENN STATE at NORTHWESTERN, noon (ABC)**  
 ILLINOIS at IOWA, noon (BTN)  
 Charleston Southern at INDIANA, 3:30 p.m. (BTN)  
 MINNESOTA at PURDUE, 3:30 p.m. (ESPN2)  
 MARYLAND at OHIO STATE, 4 p.m. (FOX)  
 MICHIGAN STATE at MICHIGAN, 7:30 p.m. (ABC)  
 WISCONSIN at NEBRASKA, 8 p.m. (BTN)

**OFF**

Rutgers

**BIG TEN MEDIA SERVICES:**

**BIG TEN CONFERENCE RELEASE/STATISTICS:** The Big Ten Conference football release, with standings and statistics, is available at www.bigten.org.

**BIG TEN PLAYERS OF THE WEEK:** The Big Ten Conference will be announcing Players of the Week every Monday during the season.

**BIG TEN COACHES TELECONFERENCE:** The Big Ten will conduct a football coaches teleconference every Tuesday during the season. All 14 head coaches will be available to answer questions for eight minutes. Please contact the Big Ten Communications staff (847-696-1010) for the phone numbers for the teleconference.

MONDAY	TUESDAY	WEDNESDAY	THURSDAY	FRIDAY	SATURDAY	SUNDAY
<p><b>Game Notes</b>                      Available by 8 p.m. on GoPSUsports.com</p>	<p><b>James Franklin Press Conference</b>                      12:30 p.m. (ET)</p> <p><b>B1G Teleconference</b>                      1:28 p.m. (ET)</p> <p><b>Player Teleconferences</b></p>	<p><b>Practice Availability &amp; James Franklin Post Practice</b>                      Approx. 6:15 p.m.</p> <p><b>Player Teleconferences</b></p>	<p><b>PSU Asst. Coach Teleconference</b>                      11:30 a.m.</p> <p><b>Penn State Coaches Show</b>                      6:05 p.m.                      Primanti Bros.</p>	<p><b>No Coach/Player Availability</b></p>	<p><b>Northwestern</b>                      noon</p> <p>ABC/Penn State Sports Network</p> <p><b>Ryan Field</b></p>	<p><b>Updated Statistics Available</b>                      9 a.m.                      GoPSUsports.com</p>



**FRANKLIN FILE**

**Born:** February 2, 1972  
**Hometown:** Langhorne, Pa.  
**Wife:** Fumi  
**Daughters:** Shola & Addison

**Education:**  
 East Stroudsburg, 1995; B.S. in Psychology  
 Washington State, 1999; M.A. in Educational Leadership

**Playing Career:**  
 East Stroudsburg; Quarterback, 1991-94

**Coaching Experience**

2014-pres.	Head Coach	Penn State
2011-13	Head Coach	Vanderbilt
2008-10	Asst HC/Off. Coord./QBs	Maryland
2006-07	Off. Coord./QBs	Kansas State
2005	Wide Receivers	Green Bay Packers
2000-04	Recruiting Coord./WRs	Maryland
1999	Wide Receivers	Idaho State
1998	Grad. Asst./Tight Ends	Washington State
1997	Wide Receivers	James Madison
1996	Grad. Asst./Secondary	East Stroudsburg
1995	Wide Receivers	Kutztown

**BOWL RESULTS**

Year	School	Bowl	Result (Opp.)
2011	Vanderbilt	Liberty	L, 24-31 (Cincinnati)
2012	Vanderbilt	Music City	W, 38-24 (N.C. State)
2013	Vanderbilt	BBVA Compass	W, 41-24 (Houston)
2014	Penn State	PinStripe	W, 31-30 (Boston College)
2015	Penn State	TaxSlayer	L, 17-24 (Georgia)
2016	Penn State	Rose	L, 49-52 (USC)

**HEAD COACH JAMES FRANKLIN**

**CAREER AT A GLANCE**

- Franklin enters his seventh year as a collegiate head coach, leading his first six squads to a bowl game with victories in three.
- Franklin is one of 12 current FBS head coaches to lead his teams to a bowl game in each of his first six seasons as a head coach.
- He owns a 54-30 career record, with five consecutive winning seasons.
- Franklin has led his teams to one Top 10 finish (Penn State) and three Top 25 finishes (2 at Vanderbilt; 1 at Penn State).
- Franklin has 22 years of coaching experience at the collegiate and NFL level.
- In his first five years as a head coach, Franklin mentored 24 players that have gone on to the NFL ranks.
- Franklin has secured Top 25 recruiting classes each of the last four seasons, including back-to-back Top 20 classes at Penn State.

**NITTANY LIONS ON THE FIELD**

- Franklin was named the 16th head football coach in the storied history of the Nittany Lion program on January 11, 2014.
- The Nittany Lions surged in 2016, winning nine consecutive games en route to the Big Ten Championship, a Rose Bowl berth and an 11-3 overall record.
- Penn State finished the season ranked No. 5 in the College Football Playoff Rankings and No. 7 in the Associated Press and Amway Coaches polls. It was Penn State's highest finish in the polls since 2005.
- The Nittany Lions claimed their fourth overall Big Ten Championship and first outright title since 1994 with a thrilling 38-31 comeback win over Wisconsin in the Big Ten Championship game.
- In 2016, Franklin was honored as the Sporting News National Coach of the Year and the Woody Hayes National Coach of the Year, as well as the Dave McLain Big Ten Coach of the Year and Associated Press Big Ten Coach of the Year.
- Franklin was also a finalist for the Paul "Bear" Bryant, Eddie Robinson and Associated Press National Coach of the Year awards.
- The 2016 season brought record-breaking performances from the Nittany Lions as the offense set marks for total offense (6,056), passing yards (3,650), points scored (526) and double-digit comeback wins (4).
- The Nittany Lions' +14.4 scoring improvement in 2016 ranked fourth in FBS and second among Autonomy 5 schools.
- Sophomore running back Saquon Barkley was selected as the Graham-George Big Ten Offensive Player of the Year, Big Ten Running Back of the Year and Chicago Tribune Silver Football winner for the conference's top player. He is the fourth Nittany Lion to win the Silver Football and first since 2009.

- First-year starting quarterback Trace McSorley was named the Grange-Griffin Big Ten Championship Game MVP, as well as earning Maxwell Club Tri-State Player of the Year and All-Big Ten second team honors. He was the first Penn State quarterback to win all-conference honors since Daryll Clark in 2009.
- Not to be outdone, the Nittany Lion defense finished seventh in FBS in tackles for loss (8.1) and 19th in sacks (2.86).
- Penn State posted back-to-back 40-sack seasons for the first time since 2005-07.
- Franklin guided the Nittany Lions to a 7-6 record in 2015 and a berth in the TaxSlayer Bowl.
- Under Franklin's tutelage, Carl Nassib claimed a trio of national awards -- Lombardi Award, Lott IMPACT Trophy and Ted Hendricks Award -- and became Penn State's 13th unanimous Consensus All-American.
- Nassib also led the nation in sacks with a school-record 15.5 in 2015.
- The 2015 season also saw Christian Hackenberg break every Penn State career passing record, including passing yards, passing touchdowns and completions, and true freshman Saquon Barkley break the freshman season rushing record with a 1,000-yard campaign.
- Barkley was named the Big Ten Network's Freshman of the Year and claimed second team All-Big Ten honors, while wide receiver Chris Godwin (second team) and defensive tackles Austin Johnson (second team) and Anthony Zettel (third team) also earned All-Big Ten accolades.
- Franklin's first season was bookended with a pair of thrilling victories for the Nittany Lions. The Penn State head coach's inaugural season began with a final-play 26-24 victory over UCF in Dublin, Ireland in Penn State's first-ever international game and ended with a comeback, a 31-30 overtime win over Boston College in the New Era PinStripe Bowl in Yankee Stadium. The Nittany Lions overcame a 14-point deficit late in the third quarter, tying the largest comeback in Penn State's bowl history.
- With the PinStripe Bowl win, Franklin became just the third Penn State coach to lead the team to at least seven wins in his first season, joining Dick Harlow (1915) and Bill O'Brien (2012).
- Franklin guided the Nittany Lions to a 4-0 start, joining Harlow as the only first-year Penn State coaches to win their initial four games.
- In Franklin's first season at Penn State, he helped Mike Hull to the Butkus-Fitzgerald Big Ten Linebacker of the Year award to carry on the "Linebacker U" tradition.
- Zettel earned All-Big Ten first team honors, while receiver DaeSean Hamilton garnered All-Big Ten second team accolades after pulling in 82 catches for 899 yards.

**CAREER RECORD**

Year	School	Overall	Conf.	Of Note
2011	Vanderbilt	6-7	2-6	lost to Cincinnati, 31-24; Liberty Bowl
2012	Vanderbilt	9-4	4-4	No. 23; def. North Carolina State, 38-24; Music City Bowl
2013	Vanderbilt	9-4	5-3	No. 20; def. Houston, 41-24; BBVA Compass Bowl
2014	Penn State	7-6	2-6	2nd PSU coach to start career 4-0; def. BC, 31-30 (OT) PinStripe Bowl
2015	Penn State	7-6	4-4	lost to Georgia, 24-17; TaxSlayer Bowl
2016	Penn State	11-3	8-1	Big Ten East & Big Ten Champions; lost to USC, 52-49; Rose Bowl
2017	Penn State	5-0	2-0	
<b>Total (7 Years)</b>		<b>54-30</b>	<b>27-24</b>	<b>Six Bowl Appearances</b>
<b>Vanderbilt Record (3 Years)</b>		<b>24-15</b>	<b>11-13</b>	<b>Consecutive Top-25 Finishes for 1st Time in VU History</b>
<b>Penn State Record (4 Years)</b>		<b>30-15</b>	<b>16-11</b>	<b>Three Consecutive Bowl Appearances</b>



## NITTANY LIONS IN THE CLASSROOM

- The 2015 fall semester saw the Nittany Lions post a record 56 squad members with at least a 3.0 grade-point average, marking the fifth consecutive semester (including summer sessions) the Nittany Lions have had more than 50 student-athletes with a 3.0 GPA or better.
- The 56 Nittany Lions with a 3.0 GPA or higher surpasses the mark of 55 set by the 2008 fall semester for the most 3.0 students in a semester in football program history.
- Additionally, 22 Nittany Lions earned Academic All-Big Ten recognition in 2015.
- Tyler Yazujian collected a berth on the CoSIDA Academic All-America® second team in 2015.
- A total of 23 Nittany Lions posted a 3.5 GPA or higher in the 2015 fall semester, with 19 earning Dean's List recognition for having 3.5 GPA or higher with 12 credits earned in undergraduate work.
- The Nittany Lion freshmen were impressive in the 2015 fall semester with 14 posting a 3.0 or higher.
- During Franklin's first fall semester on campus, the football student-athletes set program records with 25 student-athletes earning Dean's List recognition (3.5 GPA) and 57 players owning a cumulative 3.0 grade-point average (GPA) or higher after the 2014 fall semester.
- Additionally, 51 squad members compiled at least a 3.0 GPA in the fall of 2014, the third-highest semester total in program history.
- The spring of 2015 saw continued success in the classroom with 51 student-athletes compiling at least a 3.0 GPA, marking the first time in program history with 50 or more 3.0s in a spring semester.

## NITTANY LIONS IN THE COMMUNITY

- In the last two seasons, the Nittany Lions have completed more than 4,000 hours of community service.
- The Nittany Lions' community service activities include: Uplifting Athletes, THON, Pennsylvania Special Olympics Summer Games, State College Area Food Bank and Penn State Hershey Children's Hospital visits.
- The football team's 2,100 hours of community service in 2014-15 equate to nearly 40 percent of the 5,300 community service hours by Penn State student-athletes.
- The engaging and enthusiastic Franklin is a popular speaker and media interview subject. He was a guest analyst on ESPN's coverage from the site of college football's National Championship game, spending a day appearing on various ESPN platforms in 2013 and 2014. In 2015, Franklin joined the FOX studio crew for pregame, halftime and postgame coverage of the Big Ten Championship game.
- In February 2015, Franklin was the lone college head coach among the speakers and panelists at the prestigious MIT Sloan Sports Analytics Conference in Boston. He was a panelist for the session, "The Formula to Win: College Football Analytics," which was moderated by CNN anchor/reporter Rachel Nichols.

## RECRUITING SUCCESS

- The Class of 2016 at Penn State finished in the Top 20, ranking as high as 18th by ESPN, and featured a pair of five-star recruits.
- In 2016, Franklin secured the No. 1 player in the state of Pennsylvania (Miles Sanders) for the first time since Jared Odrick (2006).
- The Nittany Lions laid claim to the No. 1 running back in the state of Pennsylvania in 2015 (Saquon Barkley) and 2016 (Sanders).
- Forty-three of the 70 signees under Franklin are from within a 350-mile radius of State College.
- In February 2015, the Nittany Lions' highly-regarded class of 25 signees was ranked in the Top 15 nationally by the four major recruiting services.
- Franklin and his staff organized a Top 25 recruiting class in short order after being hired at Penn State in January 2014.
- While at Vanderbilt, Franklin assembled a recruiting class that finished as high as 19th in 2014.
- In each of his three seasons in Nashville, Franklin signed classes that finished in the Top 50 nationally. Prior to Franklin's arrival, the Commodores average class rank was 64.6 since 2000 (based on 247Sports composite).

## HELPING THE COMMODORES GET THEIR WINGS

- Franklin directed Vanderbilt to consecutive Top 25 finishes for the first time in the 124-year history of the program (No. 23/24 -- 2013 & No. 23/20 -- 2012).
- The Commodores finished 23rd in the final 2012 Associated Press poll, marking their first AP final ranking since 1948.
- Franklin's 24 wins tied Dan McGugin for the most by a Vanderbilt coach in his first three seasons.
- Franklin led Vanderbilt to a bowl game in each of his three seasons in Nashville, with the last two years resulting in wins over North Carolina State (Music City Bowl) and Houston (BBVA Compass Bowl). The Commodores had played in four bowl games all-time in the 121 seasons prior to his arrival, none in consecutive years.
- Vanderbilt has posted four nine-win seasons in program history, with Franklin's last two teams comprising half of the total.
- Over the last 20 games during the 2012-13 seasons, the Commodores' 16-4 record was second-best in the SEC to Alabama's 17-3 mark.
- Franklin guided the Commodores to a 6-6 regular-season record and earned a berth in the Liberty Bowl during his first season after inheriting a Vanderbilt team that finished 2-10 in both 2009 and 2010, including a 1-15 SEC mark.
- The 2011 bowl berth was Vanderbilt's second since 1983 and running back Zac Stacy broke the Commodores' season record with 1,193 rushing yards.

- The Commodores had a breakthrough campaign in 2012 under Franklin, finishing on a seven-game winning streak (longest since 1948) to post a 9-4 mark, Vanderbilt's most wins in 97 years, and a berth in the Music City Bowl, which VU defeated N.C. State, 38-24.
- A victory at Missouri sparked an 8-1 finish, which included three consecutive SEC road wins for the first time in program history.
- The Commodores were 5-3 in SEC play, winning five SEC games for the first time since 1935, and posted two shutouts for the first time since 1968.
- Franklin was among five finalists for the Bear Bryant National Coach of the Year award in 2012.
- Stacy became the first player in Vanderbilt history to rush for 1,000 yards in consecutive seasons, gaining 1,141 yards to finish with a school-record 3,143 yards and 30 rushing touchdowns.
- Wide receiver Jordan Matthews broke the Vanderbilt season receiving record with 1,363 yards on 94 catches.
- Vanderbilt continued its historic rise under Franklin during the 2013 season, capping a school-record second consecutive 9-4 campaign with a 41-24 win over Houston in the BBVA Compass Bowl.
- The Commodores defeated Florida, Georgia and Tennessee in the same season for the first time in program history, winning in Gainesville and Knoxville.
- Franklin helped Matthews develop into a two-time All-American and the SEC's career leader in receptions (262) and receiving yardage (3,759). Matthews broke the SEC season record with 112 receptions for 1,477 yards and seven touchdowns in 2013, becoming the first SEC receiver to make 100 catches in a season.

## RIISING UP THE RANKS

- Franklin began his coaching career as the wide receivers coach at Kutztown (Pa.) University (1995) and was a graduate assistant coach at his alma mater, East Stroudsburg (Pa.) University in 1996, working with the secondary.
- He then was the wide receivers coach at James Madison (1997), a graduate assistant (tight ends) at Washington State in 1998 and the wide receivers coach at Idaho State (1999).
- In 2000, Franklin was named the wide receivers coach at Maryland under head coach Ron Vanderlinden, who would go on to coach the Penn State linebackers from 2001-13.
- Franklin continued in that role under new head coach Ralph Friedgen in 2002 and '03 and helped the Terps to three consecutive 10-win seasons, including an appearance in the 2002 FedEx Orange Bowl. In 2003, Franklin added duties as recruiting coordinator and directed back-to-back recruiting classes ranked in the Top 25 nationally. Franklin and former Nittany Lion head coach Bill O'Brien (running backs) were Maryland assistant coaches in 2003 and '04 under Friedgen.
- After five successful years at Maryland, Franklin was named wide receivers coach on Mike Sherman's Green Bay Packers staff in 2005. During that season, Green Bay ranked third in the NFL in receptions (383) and seventh in receiving yards (3,766). Donald Driver was among the top receivers in the NFL, ranking second in receptions and eighth in receiving yards, with a then-career-high 86 catches for 1,221 yards.
- Franklin served as the offensive coordinator and quarterbacks coach at Kansas State during the 2006-07 seasons under head coach Ron Prince. In 2006, he helped the Wildcats to their first winning season in four years. Franklin coached quarterback Josh Freeman and oversaw an offense that produced a 3,000-yard passer (Freeman), 1,500-yard receiver (All-American wide receiver Jordy Nelson) and 1,000-yard rusher (James Johnson) during the 2007 season, a first in school history. Freeman would go on to become the Wildcats' highest NFL offensive draft pick since 1954 when the Tampa Bay Buccaneers selected him 17th overall in the 2009 NFL Draft.
- Franklin returned to Maryland in 2008 as the Terps' assistant head coach and offensive coordinator. He helped the Terrapins to victories in the 2008 Humanitarian Bowl and the 2010 Military Bowl. The 2010 squad was among the national leaders in scoring offense at 32.2 points per game and was led by ACC Rookie of the Year quarterback Danny O'Brien. He threw for 2,438 yards, 22 touchdowns and only eight interceptions in 2010, with All-ACC receiver Torrey Smith making 67 catches for 1,055 yards and 12 scores.
- In 1998, Franklin began his participation in the NFL's Minority Coaching Fellowship Program, starting with a stint with the Miami Dolphins and working with Hall of Fame quarterback Dan Marino. Franklin also worked with Donovan McNabb of the Philadelphia Eagles (1999) and Minnesota Vikings (2008) in the NFL program.

## PLAYING CAREER

- Franklin was a four-year letterman at quarterback and a two-time All-PSAC selection at East Stroudsburg.
- He set seven school records as a senior to earn team MVP honors and was a Harlon Hill Trophy nominee as the NCAA Division II Player of the Year.
- Among the season records he set were for total offense (3,128 yards), passing yards (2,586) and touchdown passes (19).
- Franklin graduated having broken or tied 23 school records.
- Franklin was inducted into the East Stroudsburg Athletics Hall of Fame October 15, 2016.

## PERSONAL

- Franklin graduated from East Stroudsburg in 1995 with a degree in psychology and earned a master's degree in educational leadership from Washington State University.
- Franklin graduated from Neshaminy High School in Langhorne.
- Franklin and his wife, Fumi, have two daughters, Shola and Addison.



LEADERSHIP



TEAM CAPTAINS ELECTED

Seniors **Marcus Allen, Jason Cabinda, Tyler Davis, Grant Haley** and **DaeSean Hamilton** and juniors **Saquon Barkley, Trace McSorley** and **Nick Scott** will serve as team captains for the 2017 season, as voted by their teammates.

Allen was selected third-team All-Big Ten by the conference's coaches and honorable mention by the media panel last season. He made a team- and career-high 110 tackles on the season to become the first Penn State safety to lead the team in tackles since Shawn Mayer (144) in 2002. For his career, Allen has 249 tackles, 13.0 tackles for loss, three forced fumbles, three fumble recoveries and eight pass breakups.

Cabinda garnered third-team All-Big Ten accolades from the conference coaches last season, despite missing five games due to injury. He posted eight tackles or more in all nine games he played in and has logged eight or more tackles in 11 of his last 13 games, dating back to 2015. Cabinda finished third on the squad with 81 tackles in 2016, after posting 100 stops in his sophomore season. For his career, Cabinda has 198 tackles, eight pass breakups, 3.5 sacks and 10.0 tackles for loss.

Davis earned the 2016 Vlade Award for the nation's most accurate kicker to go along with first-team All-Big Ten accolades from the conference coaches and second team accolades from the media. Davis led the Big Ten and was eighth nationally with a .917 field goal percentage and was second in the conference and 11th nationally in total points (128).

Haley was on the back-end of one of the most memorable plays of the 2016 season when he scooped up Marcus Allen's blocked field goal and ran 60 yards for the game-winning touchdown against No. 2 Ohio State. Haley also earned CoSIDA Academic All-District honors last season and has earned a spot on the Academic All-Big Ten team twice.

A fifth-year senior, Hamilton has 161 career catches, which ranks tied for fourth in program history, and he needs 19 receptions to break Deon Butler's career receptions record (179). He also ranks 10th on Penn State's all-time receiving yardage list (1,985) with catches against No. 13 Ohio State.

Barkley is a preseason first-team All-American for several publications. In 2016, Barkley claimed the Graham-George Big Ten Offensive Player of the Year, Ameche-Dayne Big Ten Running Back of the Year and the Chicago Tribune Silver Football for the Big Ten's best player last season. The junior back was second in the conference and 24th nationally with 106.9 rushing yards per game. His 1,496 yards in 2016 broke the Penn State sophomore season record and rank fifth on the single-season charts.

McSorley earned the Grange-Griffin Most Valuable Player award as MVP of the Big Ten Championship game after throwing for a Big Ten Championship game-record 384 yards and four touchdowns. He was also a second-team All-Big Ten choice by the conference's coaches and media. McSorley turned in one of the top QB campaigns in program history, breaking the Penn State season record for passing yards (3,614), passing touchdowns (29) and total offense records (3,979).

Scott has embraced his role as a leader on special teams. He appeared in 13 games last season and finished second on the squad with eight special teams tackles. Scott had a career-high three special teams tackles against Maryland in October. In 2016, Scott also returned six kickoffs for 138 yards (23.0 ypr).

LEADERSHIP COUNCIL ANNOUNCED

- The 30-member Leadership Council, which is comprised of 21 seniors, four juniors, three sophomores and two freshmen, serves as the voice for the team.
- This year's members are: seniors **Marcus Allen, Troy Apke, Saeed Blacknall, Jason Cabinda, Christian Campbell, Tyrell Chavis, Curtis Cothran, Parker Cothren, Desi Davis, Tyler Davis, Mike Gesicki, Grant Haley, DaeSean Hamilton, Cody Hodgens, Brendan Mahon, Josh McPhearson, Andrew Nelson, Tom Pancoast, Daniel Pasquariello, Brandon Smith** and **Mitchell Vallone**; juniors **Saquon Barkley, Trace McSorley, John Reid** and **Nick Scott**; sophomores **Ryan Bates, Juwan Johnson** and **Tommy Stevens**; and freshmen **Michal Menet** and **Jake Zembiec**.
- This group is not only charged with leading the team, but the expectation is to also uphold the program's four core values: positive attitude, great work ethic, compete in everything and must be willing to sacrifice. The Leadership Council meets at least twice a month in Franklin's office.

NATIONAL POLLS

PENN STATE IN THE POLLS

Date	AP	COACHES
Preseason	6	6
Week 2 (9/5)	4	4
Week 3 (9/10)	5	5
Week 4 (9/17)	4	4
Week 5 (9/24)	4	4
Week 6 (10/1)	4	4
Week 7 (10/8)		
Week 8 (10/15)		
Week 9 (10/22)		
Week 10 (10/29)		
Week 11 (11/5)		
Week 12 (11/12)		
Week 13 (11/19)		
Week 14 (11/26)		
Week 15 (12/3)		

COLLEGE FOOTBALL PLAYOFF

Rankings will be issued six times in 2017, including Selection Day, Sunday, December 3. The dates will be as follows:

- October 31
- November 7
- November 14
- November 21
- November 28
- December 3 (Selection Day and Playoff Semifinal teams announced)
- For more information on rankings, the selection committee protocol and voting process, visit collegefootballplayoff.com.

AP (Week 6)

1. Alabama (44)	5-0	1506
2. Clemson (17)	5-0	1475
3. Oklahoma	4-0	1392
4. <b>PENN STATE</b>	<b>5-0</b>	<b>1325</b>
5. Georgia	5-0	1237
6. Washington	5-0	1218
7. <b>Michigan</b>	<b>4-0</b>	<b>1115</b>
8. TCU	4-0	1079
9. Wisconsin	4-0	1028
10. <b>Ohio State</b>	<b>4-1</b>	<b>1016</b>
11. Washington State	5-0	980
12. Auburn	4-1	802
13. Miami	3-0	782
14. USC	4-1	713
15. Oklahoma State	4-1	664
16. Virginia Tech	4-1	549
17. Louisville	4-1	507
18. South Florida	5-0	440
19. San Diego State	5-0	373
20. Utah	4-0	358
21. Florida	3-1	349
Notre Dame	4-1	349
23. West Virginia	3-1	221
24. NC State	4-1	149
25. UCF	3-0	120

Others receiving votes: Oregon 19, Florida State 15, Georgia Tech 10, Texas Tech 10, Stanford 8, Navy 7, Kansas State 3, Memphis 2, Texas A&M 2, **Maryland 1**, Troy 1

AMWAY COACHES (Week 6)

1. Alabama (58)	5-0	1593
2. Clemson (6)	5-0	1537
3. Oklahoma	4-0	1460
4. <b>PENN STATE</b>	<b>5-0</b>	<b>1379</b>
5. Washington	5-0	1330
6. Georgia	5-0	1244
7. <b>Michigan</b>	<b>4-0</b>	<b>1203</b>
8. Wisconsin	4-0	1099
9. <b>Ohio State</b>	<b>4-1</b>	<b>1091</b>
10. TCU	4-0	1057
11. Washington State	5-0	936
12. Miami	3-0	850
13. Auburn	4-1	782
14. Oklahoma State	4-1	756
15. USC	4-1	745
16. South Florida	5-0	562
17. Louisville	4-1	550
18. Utah	4-0	503
19. Virginia Tech	4-1	455
20. Florida	3-1	382
21. San Diego State	5-0	371
22. Notre Dame	4-1	241
23. West Virginia	3-1	239
24. NC State	4-1	127
25. UCF	3-0	60

Others receiving votes: Florida State 55, Kansas State 35, Georgia Tech 31, Navy 30, Texas A&M 27, Stanford 18, Oregon 17, Kentucky 14, Troy 9, **Maryland 6**, **Michigan State 2**, Memphis 1, Colorado State 1, Mississippi State 1, Arkansas 1





**SERIES NOTES**

**HEAD COACH PAT FITZGERALD**

- The second-longest tenured Big Ten head coach, Pat Fitzgerald is in his 12th season at the helm of Northwestern.
- He is the all-time winningest coach in Northwestern history and has led the program to seven bowl game appearances. Fitzgerald was at the helm for two of Northwestern's all-time three bowl wins. Most recently, Northwestern defeated No. 23 Pitt in the 2016 New Era Pinstripe Bowl in Yankee Stadium, 31-24.
- In 2015, Fitzgerald guided the Wildcats to a program record-tying 10 wins.
- Fitzgerald has spent 15 of his 18 seasons as a collegiate coach with the Wildcats. He was the defensive backs coach in 2001, coached linebackers from 2002-05 and was hired as the head coach in 2006.
- As a player in 1995, Fitzgerald led the Wildcats to the Big Ten Championship and Rose Bowl.

**SCOUTING THE WILDCATS**

- Northwestern is 2-2 with wins over Nevada and Bowling Green and losses to Duke and No. 10 Wisconsin. The Wildcats are 2-0 at home and 0-2 on the road.
- Northwestern battled the Badgers in its Big Ten opener, leading 10-7 at halftime before getting outscored 26-14 in the second half to fall, 33-24.
- Quarterback Clayton Thorson leads the Big Ten with 22.8 completions per game. He is second only to **Trace McSorley** (270.4) in passing yards per game (265.3).
- Running back Justin Jackson is second among active FBS players with 4,402 career rushing yards and fifth in rushing yards per game (104.8), just behind fourth-place **Saquon Barkley** (104.9).
- Linebacker Paddy Fisher ranks third in the Big Ten averaging 9.3 tackles per game.
- Hunter Niswander ranks second in the Big Ten averaging 45.7 yards per punt, but the Wildcats rank 10th in the Big Ten in punt return defense allowing 9.7 yards per return and Penn State ranks second (16.9 ypr). Northwestern ranks last in the conference in punt returns (0.67 ypr), while Penn State leads the conference in punt return defense (1.29).

**TOP PERFORMANCES - PENN STATE**

**Rushing**

Saquon Barkley	25 for 120 yds, 2 TD (*15)
Zach Zwinak	28 for 121 yds, 1 TD (*12)
Tony Hunt	28 for 137, 3 TD (*06)
Larry Johnson	23 for 257 yds, 2 TD (*02)
Mike Archie	27 for 173 yds, 2 TD (*93)

**Passing**

Matt McGloin	35-of-51, 282 yds, 2 TD (*12)
Anthony Morelli	19-of-33, 288 yds (*06)
Kerry Collins	19-of-30, 278 yds, 1 TD (*93)

**Receiving**

Chris Godwin	8 for 104 yds (*15)
DaeSean Hamilton	6 for 100 yds (*14)
Allen Robinson	9 for 85 yds, 2 TD (*12)
Devon Smith	6 for 110 yds, 1 TD (*11)
Deon Butler	11 for 216 yds (*06)
Tony Hunt	10 for 74 yds (*04)
Bobby Engram	8 for 132 yds, 1 TD (*93)

**TOP PERFORMANCES - NORTHWESTERN**

**Rushing**

Justin Jackson	28 for 186 yds (*15)
Noah Herron	25 for 180 yds (*03)
Noah Herron	30 for 175 yds, 1 TD (*04)

**Passing**

Dan Persa	26-of-34, 294 yds, 1 TD (*11)
Zak Kustok	23-of-40, 298 yds (*01)
Steve Schnur	22-of-49, 278 yds, 1 TD (*96)

**Receiving**

Dan Vitale	7 for 113 yds (*14)
Sam Simmons	7 for 168 yds, 1 TD (*01)
Jeremy Ebert	5 for 109 yds (*11)

**SERIES RECORD**

Penn State holds a 13-5 record all-time in the series against the Wildcats, which dates back to Penn State's inaugural season in the Big Ten. The two teams are playing for the first time since 2015 and Northwestern carries a two-game winning streak in the series. However, the last time the Wildcats won two-straight games over Penn State, the Nittany Lions went on to win a series-high six straight.

Year	Site	Result
1993	Away	Penn State, 43-21
1994	Home	Penn State, 45-17
1995	Away	Northwestern, 21-10
1996	Home	Penn State, 34-9
1997	Away	Penn State, 30-27
1998	Home	Penn State, 41-10
2001	Away	Penn State, 38-35
2002	Home	Penn State, 49-0
2003	Away	Northwestern, 17-7
2004	Home	Northwestern, 14-7
2005	Away	Penn State, 34-29
2006	Home	Penn State, 33-7
2009	Away	Penn State, 34-13
2010	Home	Penn State, 35-21
2011	Away	Penn State, 34-24
2012	Home	Penn State, 39-28
2014	Home	Northwestern, 29-6
2015	Away	Northwestern, 23-21

**LAST MEETING**

**PENN STATE FALLS SHORT TO NORTHWESTERN, 23-21**

Defensive end Carl Nassib set Penn State's single-season sack record with No. 15.5 of the year and Penn State rallied from a 13-point deficit to take the lead in the fourth quarter, but a 35-yard field goal by Jack Mitchell with nine seconds remaining gave Northwestern a 23-21 victory over the Nittany Lions at Ryan Field.


Trailing 13-0 in the second quarter, Saquon Barkley scored the first of two touchdowns on the day from seven yards out, but Solomon Vault returned the kickoff for a touchdown. It was the last score for the Wildcats until Mitchell's game-winning kick.

A gadget play by the Nittany Lions cut the deficit to six with 5:04 remaining in the third quarter, as quarterback Christian Hackenberg pitched the ball to wide receiver Geno Lewis, who threw a perfect 32-yard pass to DaeSean Hamilton for a touchdown.

Barkley put the Lions ahead for the first time with 13:22 remaining, and he finished the day with 120 yards rushing on 25 carries and catching six passes for 50 more yards. Hackenberg went 21-of-40 passing for 205 yards with an interception, his first in 203 consecutive passing attempts. Wide receiver Chris Godwin had eight catches for 104 yards to lead all in the game.

Northwestern quarterback Zack Oliver entered the game in relief and threw for a touchdown and ran for another. He completed 11-of-24 passing attempts for 111 yards, also throwing an interception. Running back Justin Jackson was a catalyst for Northwestern rushing for 186 yards on 28 attempts.

The Penn State defense posted 10.0 tackles for loss, marking the fourth straight game they recorded nine or more TFLs. Nassib also forced his sixth fumble of the season, the most forced by a Penn Stater since Michael Haynes forced seven in 2002. Defensive tackle Austin Johnson posted a career-high 10 tackles.



**TEAM STATISTICS**

	PSU	NU
First Downs	17	22
Rushing Yards	125	227
Passing Yards	237	169
Passing (C-A-Int)	22-41-1	16-32-1
Total Offense	362	396
Plays	71	79
Fumbles (#-Lost)	1-1	4-0
Penalties (#-Yards)	9-70	7-80
Possession Time	30:41	29:19
3rd Down Conv.	4-17	6-17
Red-Zone	2-2	3-3
Touchdowns	2	2
Field Goals	0	1

**GAME LEADERS**

\* Top performers from each school based on yardage.

**PENN STATE**

**Rushing**

Saquon Barkley	25 for 120 yds, 2 TD
Christian Hackenberg	5 for 5 yds

**Passing**

Christian Hackenberg	21-of-40 for 205 yds 0 TD/1 INT
----------------------	------------------------------------

**Receiving**

Chris Godwin	8 for 104 yds
DaeSean Hamilton	3 for 56 yds, 1 TD

**Tackles (U-A-Total)**

Austin Johnson	8-2-10
Brandon Bell	7-1-8

**NORTHWESTERN**

**Rushing**

Justin Jackson	28 for 186 yds
Warren Long	4 for 39 yds

**Passing**

Zack Oliver	11-of-24 for 111 yds 1 TD/1 INT
-------------	------------------------------------

**Receiving**

Dan Vitale	4 for 40 yds
Garrett Dickerson	2 for 34 yds

**Tackles (U-A-Total)**

Anthony Walker	7-3-10
Nate Hall	7-3-10

**OTHER**

Date	November 7, 2015
Location	Evanston, Ill.
Stadium	Ryan Field
Attendance	34,116
Time of Game	3:34
Penn State	7-3, 4-2 Big Ten
Indiana	7-2, 3-2 Big Ten



**RECORD BREAKDOWN**

Overall Record . . . . .	5-0
Day Games . . . . .	3-0
Night Games (6 p.m. or later) . . . . .	2-0
TV Games . . . . .	5-0
ABC . . . . .	3-0
BTN . . . . .	2-0
Scoring First . . . . .	5-0
Opponent Scoring First . . . . .	0-0
Leading at the Half . . . . .	4-0
Trailing at the Half . . . . .	1-0
Tied at the Half . . . . .	0-0
Leading after Third Qtr. . . . .	5-0
Trailing after Third Qtr. . . . .	0-0
Tied after Third Qtr. . . . .	0-0
Overtime Games . . . . .	0-0
Scoring less than 20 pts. . . . .	0-0
Scoring 20-29 points . . . . .	1-0
Scoring 30-39 Points . . . . .	1-0
Scoring 40+ Points . . . . .	3-0
Allowing 10 points or less . . . . .	2-0
Allowing 11-20 points . . . . .	3-0
Allowing 21-30 points . . . . .	0-0
Allowing 31+ points . . . . .	0-0
Rushing for less than 100 yds. . . . .	1-0
Rushing for 100-199 yds . . . . .	2-0
Rushing for 200-299 yds . . . . .	2-0
Rushing for 300+ yds . . . . .	0-0
Passing for less than 200 yds. . . . .	1-0
Passing for 200-299 yds. . . . .	1-0
Passing for 300-399 yds. . . . .	3-0
Passing for 400+ yds . . . . .	0-0
Totalling less than 300 yds total offense. . . . .	0-0
300-399 yds of total offense . . . . .	2-0
400-499 yds of total offense . . . . .	0-0
500+ yds of total offense . . . . .	3-0
Allowing less than 100 yds rushing . . . . .	2-0
Allowing more than 100 yds rushing . . . . .	3-0
Allowing less than 300 yds total offense . . . . .	2-0
Allowing 300+ yds total offense . . . . .	3-0
Having a 100-yd rusher . . . . .	2-0
Having two 100-yd rushers. . . . .	0-0
Not having a 100-yd rusher . . . . .	3-0
Opp. having a 100-yd rusher . . . . .	1-0
No turnovers . . . . .	1-0
1-3 turnovers . . . . .	4-0
3+ turnovers. . . . .	0-0
No takeaways. . . . .	0-0
1 or 2 takeaways . . . . .	2-0
3 or more takeaways . . . . .	3-0
More than 30:00 of possession . . . . .	2-0
Less than 30:00 of possession . . . . .	3-0

**NORTHWESTERN NOTES**

**RETURN TO THE ROAD**

- After playing four of its first five games at home, Penn State will play three of its next four on the road.
- The Nittany Lions have won their last four games on the road and last 11 at home.

**TOP RUNNING BACKS MEET**

- Penn State junior **Saquon Barkley** (3,146 yds; 9th FBS) and Northwestern senior Justin Jackson (4,402 yds; 2nd FBS) are the leading active rushers in the Big Ten with a combined 7,548 rushing yards.
- The Penn State-Northwestern game will be the first in FBS this season to feature two top-10 active career rushers.
- Barkley (104.9 yds) and Jackson (104.8 yds) are two of just five active players to average more than 100 yards per game for their careers.
- They are two of the most active players in the nation, as Jackson owns an FBS-leading average of 24.05 all-purpose plays per game, while Barkley is fourth averaging 20.87.
- Jackson ranks third in FBS among active players with 5,242 career all-purpose yards, while Barkley is 10th with 4,427 yards.

**PENN STATE VS. BIG TEN**

- Penn State has won its last 11 games against Big Ten opponents for its second-longest conference winning streak since winning 12 from 1993-94.
- Penn State owns a 204-99-3 mark against Big Ten Conference teams since the Nittany Lions first opposed Ohio State in 1912.
- The Nittany Lions began play as a member of the Big Ten Conference in 1993 and have a 123-73 mark.
- Prior to joining the conference, Penn State played 107 games vs. the current Big Ten alignment and was 79-25-3 in those games.

Opponent	Record	1st Meeting	Last Meeting
Illinois	18-5	1954	2015
<b>Indiana</b>	<b>20-1</b>	<b>1993</b>	<b>2016</b>
<b>Iowa</b>	<b>15-12</b>	<b>1930</b>	<b>2017</b>
<b>Maryland</b>	<b>37-2-1</b>	<b>1917</b>	<b>2016</b>
<b>Michigan</b>	<b>7-13</b>	<b>1993</b>	<b>2016</b>
<b>Michigan State</b>	<b>15-15-1</b>	<b>1914</b>	<b>2016</b>
Minnesota	9-5	1993	2016
<b>Nebraska</b>	<b>7-9</b>	<b>1920</b>	<b>2013</b>
<b>Northwestern</b>	<b>13-5</b>	<b>1993</b>	<b>2015</b>
<b>Ohio State</b>	<b>14-18</b>	<b>1912</b>	<b>2016</b>
Purdue	14-3-1	1951	2016
<b>Rutgers</b>	<b>25-2</b>	<b>1918</b>	<b>2016</b>
Wisconsin	9-9	1953	2016

**NITTANY LIONS FROM ILLINOIS**

- SN **Joe Calcagno** – Elmhurst, Ill./Fenwick
- DE **Colin Castagna** – Barrington, Ill./Barrington
- K/P **Tyler Davis** – St. Charles, Ill./North
- LB **Frank Di Leo** – Elmhurst, Ill./Saint Ignatius College Prep

**PENN STATE - N'WESTERN CONNECTIONS**

- Penn State and Northwestern feature two pairs of opposing brothers. Penn State junior quarterback **Billy Fessler** and Northwestern sophomore wide receiver Charlie Fessler, as well as Penn State sophomore punter **Blake Gillikin** and Northwestern redshirt freshman long snapper Tyler Gillikin.
- Penn State and Northwestern are believed to be the only teams to have two pairs of brothers on the same opposing team in FBS.
- The Fesslers played together at played together at Cathedral Prep High School in Erie, Pa., while the Gillikins, who are twins, played together at The Westminster Schools in Atlanta.
- Penn State junior DE **Colin Castagna** and Northwestern junior QB Daniel Kubiuk played together at Barrington (Ill.) High School.
- Penn State redshirt freshman DT **Elison Jordan** and Northwestern junior wide receiver Jelani Roberts and sophomore defensive back Alonzo Mayo all played together at The Gilman School in Maryland.
- Penn State freshman WR **KJ Hamler** and Northwestern redshirt freshman OL Cam Kolwich played together at Orchard Lake St. Mary's High School in Michigan. Hamler and redshirt freshman LB Jango Glackin are also both IMG Academy products.
- Penn State head coach **James Franklin** and Assistant A.D. for Performance Enhancement **Dwight Galt** worked with Northwestern's superbacks coach Bob Heffner at Maryland in 2000. Franklin coached the wide receivers and Galt was the director of strength & conditioning, while Heffner was the offensive coordinator.
- Also during Galt's stint at Maryland as the director of strength & conditioning, Northwestern head coach Pat Fitzgerald served as a defensive graduate assistant at Maryland in 1998.
- Penn State offensive line coach **Matt Limegrover** was a graduate assistant at Northwestern from 1995-96, which includes Northwestern's 1995 Rose Bowl season on which current Northwestern head coach Pat Fitzgerald was a student-athlete. Northwestern defensive backs coach Jerry Brown was also in the same role during Limegrover's stint.
- Limegrover is very familiar with the Windy City and the state of Illinois, as he played (1987-90) football at the University of Chicago and coached (1991-94) at the school, including serving as the interim head coach in 1994. He also coached at Southern Illinois (2001-07) and Northern Illinois (2008-10).

**PSU ON ABC**

- Penn State is appearing on ABC for its fourth time this season and 174th time all-time, the most of any other network.
- The four appearances for Penn State on ABC this year are the most since appearing four times in all of 2012.
- The four appearances for Penn State on ABC in its first six games of the season are the most since doing the same in 1998.
- Penn State has a 99-73-1 record on ABC, with wins in its last five appearances.
- The primetime clash at Iowa was the most watched college football game of Week 4, drawing a 3.1 overnight rating on ABC, and the third most-watched of the season to date. It featured a total live audience of 5,341,000 viewers and peaked at nearly 8 million viewers.

**INCREASED TV EXPOSURE**

- Penn State's four appearances on a broadcast network in its first six games this season are the most since doing the same in 2006.
- With Penn State's Oct. 28 game at Ohio State set to be televised on FOX, the Nittany Lions will have at least five broadcast network television appearances this season, its most since appearing on broadcast TV seven times in 2009.
- Penn State has had 285 of its last 287 games televised, including 178 consecutive games.
- Over the last 13 seasons, every game has aired on either ABC, FOX, BTN, NBC or an ESPN channel.

**THIS DAY IN HISTORY**

**OCTOBER 7**

**RECORD:** 10-6  
**STREAK:** W1

**NOTABLE**

Year	Site	Result
1899	A	Penn State 6, Army 0
1905	N (Harrisburg)	Carlisle Indians 11, Penn State 0
1911	H	Penn State 31, Gettysburg 0
1916	H	Penn State 50, Bucknell 7
1922	H	Penn State 20, Gettysburg 0
1933	H	Penn State 32, Lebanon Valley 6
1939	H	Penn State 13, Bucknell 3
1944	A	Navy 55, Penn State 14
1950	A	Army 41, Penn State 7
1967	H	UCLA 17, Penn State 15
1972	A	Penn State 35, Illinois 17
1978	A	Penn State 30, Kentucky 0
1989	A (Giants Stadium)	Penn State 17, Rutgers 0
1995	H	Ohio State 28, Penn State 25
2000	A	Minnesota 25, Penn State 16
2006	A	Penn State 28, Minnesota 27 (OT)

- The Northwestern game marks the seventh time in the last nine games played on this date that Penn State has played on the road.
- In 1899, Penn State star quarterback Earl Hewitt ran back a punt 65 yards for the only touchdown, then made a game-saving tackle on the Penn State 6-yard line late in the game, as Penn State upset Army, 6-0, in the first meeting between the two teams. It would take Penn State 60 years to defeat Army again.
- Penn State played its final game in the state capital, Harrisburg, in 1905, falling to the Carlisle Indians in a neutral site contest. Penn State played three total neutral site games in Harrisburg, also defeating Dickinson, 16-0, in 1892 and falling to the Carlisle Indians, 48-5, in 1896. Penn State also lost at the Steelton YMCA, 6-5, in 1902.





HIGHLIGHTS

TOP FIVE

- Entering Week 6, Penn State is ranked No. 4 in both the Associated Press and Amway Coaches Polls for a third consecutive week.
- The No. 4 ranking marks the fifth consecutive week Penn State has been ranked in the Top Five of both polls - a feat not accomplished since Penn State held strong in the Top Five for 10-straight weeks in 1999.

STARTING STRONG

- Penn State has started a season 5-0 for the first time since 2008, when it started 9-0.
- This is the first time **James Franklin** has led his squad to a 5-0 start on the season in his head coaching career.
- The 2-0 start in Big Ten play marks the first such start since 2015, when Penn State also began 2-0.
- Penn State is one of 17 undefeated FBS teams and one of eight FBS teams with a 5-0 record (Alabama, Clemson, Georgia, USF, San Diego State, Washington, Washington State).

B1G PLAYERS OF THE WEEK

- Penn State is tied with Michigan with a conference-high four Big Ten Players of the Week honors on offense, defense and special teams.
- WR **DaeSean Hamilton** was named the Co-Offensive Player of the Week and RB/KR **Saquon Barkley** was named the Special Teams Player of the Week for Week 5 following the Indiana game.
- Hamilton caught nine passes for 122 yards and three touchdowns, while Barkley returned the opening kickoff 98 yards for a touchdown.
- Barkley has garnered a conference-high three Big Ten Player of the Week awards this season, earning two on offense and one on special teams.
- Barkley won his second Big Ten Offensive Player of the Week award of the season after a record-breaking performance at Iowa. Barkley had a career-high 211 rushing yards on 28 carries and a touchdown to go along with 12 catches for 94 yards and three kickoff returns for 53 yards en route to a school-record 358 all-purpose yards in a thrilling win over Iowa at Kinnick Stadium.
- Barkley claimed co-Big Ten Offensive Player of the Week after his performance against Akron in the season opener. He shared the honor with Ohio State's J.T. Barrett. Barkley had a Big Ten-leading 246 all-purpose yards on 18 touches against the Zips. The junior rushed for 172 yards on 14 carries (12.3 ypc) with two touchdowns and added three receptions for 54 yards (18.0 ypr). Barkley broke free for an 80-yard rush, which was the second-longest of his career and tied for the 10th-best rush in program history.

See Season Honors on Page 11

DISCIPLINED

- Penn State is averaging just 4.2 penalties per game to rank second in the Big Ten and rank in a tie for 13th in FBS.
- Penn State drew just two penalties for seven yards in its last game.

See National Nits on Page 10

STREAKING

- Penn State has won its last 13 regular season games for its longest streak since winning 18 in a row from 1993-95. It is tied for the second-longest active streak in FBS with Oklahoma (13), while Alabama is carrying a 26-game streak.
- Penn State has won its last 11 games against Big Ten opponents for its second-longest conference winning streak since winning 12 from 1993-94. It is tied for the third-longest active streak in FBS with Western Michigan. Only Alabama (19, SEC) and Oklahoma (17, Big 12) have longer active streaks.
- The Nittany Lions have won their last four road games, the longest streak since winning four in a row in 2011. The streak dates back to 2016 and includes wins over Purdue (62-24), Indiana (45-31), Rutgers (39-0) and Iowa (21-19).
- Penn State has won its last 11 games at home to tie for its 13th-longest home winning streak.
- QB **Trace McSorley** has thrown a touchdown pass in 20 consecutive games, dating to the 2016 TaxSlayer Bowl, extending his school record. It is the third-longest active streak in FBS behind Oklahoma's Baker Mayfield (30) and Marshall's Chase Litton (25).
- TE **Mike Gesicki** has recorded a reception in his last 19 games dating back to the 2016 season opener.
- RB **Saquon Barkley** has scored a touchdown in his last 12 consecutive games, which is the longest active streak by a running back in FBS.

HOME IN HAPPY VALLEY

- Penn State's 11-game home win streak is the third-longest active streak in FBS. Alabama (15) and USC (12) boast the longest active streaks.
- The Nittany Lions went 7-0 at home in 2016 for the first time since 2008 and the fifth time in the Big Ten era (1994, 1998, 2005, 2008, 2016).
- Penn State's 11-game home winning streak is the longest since winning 11-straight from 2007-09 and is tied for the second-longest since joining the Big Ten Conference. It ranks tied for the 13th-longest in program history.
- Dating back to 2015, Penn State has won 17 out of its last 18 home games.

WINNING THE TURNOVER BATTLE

- Penn State's plus-9 turnover margin ranks tied for third in FBS with San Diego State and tops in the Big Ten. Only USF (+11) and Alabama (+10) have better turnover margins.
- Penn State's 14 takeaways rank tied for third with Utah, while Utah State and USF lead FBS with 16.
- Penn State's 14 takeaways in the first five games are the most since the 1993 team had 18 takeaways in the first five games (14 INT, 4 FR). The Nittany Lions finished the season with 32 turnovers forced.
- With two touchdowns off of the first two Indiana turnovers, Penn State had converted eight consecutive turnovers into touchdowns. The streak -- which dated back to the Georgia State contest -- was snapped on a missed field goal attempt in the third quarter.

See National Nits on Page 10

WINNINGEST PROGRAMS

In its 131st season of varsity football, Penn State has posted 872 victories to rank No. 8 in the nation. The Lions' success is not solely due to longevity though, as Penn State also ranks in the Top 10 in all-time winning percentage. As of Oct. 1, 2017.

TOTAL VICTORIES

1. Michigan (138)	Big Ten	939
2. Notre Dame (129)	Independent	900
3. Texas (129)	Big 12	893
4. Nebraska (128)	Big Ten	892
5. Ohio State (128)	Big Ten	890
6. Alabama (123)	SEC	883
7. Oklahoma (123)	Big 12	876
8. PENN STATE (131)	Big Ten	872
9. Tennessee (121)	SEC	832
10. USC (124)	Pac-12	827

WINNING PERCENTAGE (YEARS - MIN 25 IN D1)

1. Michigan (138)	Big Ten	.731
2. Notre Dame (129)	Independent	.729
3. Ohio State (128)	Big Ten	.724
4. Boise State (50)	Mountain West	.723
5. Oklahoma (123)	Big 12	.7220
6. Alabama (123)	SEC	.7219
7. Texas (125)	Big 12	.706
8. USC (124)	Pac-12	.701
9. Nebraska (128)	Big Ten	.698
10. PENN STATE (131)	Big Ten	.687
11. Florida State (71)	ACC	.68028
12. Tennessee (121)	SEC	.68027
13. Georgia (124)	SEC	.6504
14. LSU (124)	SEC	.6498
15. Georgia Southern (54)	Sun Belt	.640

THE ALL-TIME AP COLLEGE FOOTBALL POLL

The Associated Press updated its "All-Time AP Poll" this summer. Its formula counted poll appearances (1 point), No. 1 rankings (2 points) and AP championships (10 points). The first poll was in 1936. Entering 2017, Penn State has been ranked 597 times (53.4% of all polls), has been voted No. 1 19 times and won two AP National Championships.

1. Ohio State	Big Ten	1,128
2. Oklahoma	Big 12	1,070
3. Notre Dame	Independent	1,045
4. Alabama	SEC	1,039
5. USC	Pac-12	980
6. Nebraska	Big Ten	913
7. Michigan	Big Ten	910
8. Texas	Big 12	826
9. Florida State	ACC	730
10. Florida	SEC	689
11. LSU	SEC	668
12. PENN STATE	Big Ten	655
13. Miami	ACC	649
14. Tennessee	SEC	635
15. Auburn	SEC	580
16. Georgia	SEC	577
17. UCLA	Pac-12	536
18. Texas A&M	SEC	489
19. Michigan State	Big Ten	448
20. Washington	Pac-12	446
21. Clemson	ACC	439
22. Arkansas	SEC	418
23. Pittsburgh	ACC	358
24. Wisconsin	Big Ten	351
25. Iowa	Big Ten	334

AT THE START

Opponent	Coin Toss	Choice	PSU 1st Drive	Opponent 1st Drive	Game Captains
AKRON	Won	Defer - Kicked Off	Interception	Punt	Jason Cabinda, DaeSean Hamilton, Trace McSorley, Nick Scott
PITTSBURGH	Won	Defer - Kicked Off	Touchdown	Interception	Marcus Allen, Saquon Barkley, Tyler Davis, Grant Haley
GEORGIA STATE	Lost	Received	Touchdown	Punt	Jason Cabinda, DaeSean Hamilton, Trace McSorley, Nick Scott
at Iowa	Won	Received	Punt	3-and-out	Marcus Allen, Saquon Barkley, Tyler Davis, Grant Haley
INDIANA	Lost	Received	KO Return TD	Fumble	Torrence Brown, Jason Cabinda, DaeSean Hamilton, Trace McSorley
at Northwestern					
MICHIGAN					
at Ohio State					
at Michigan State					
RUTGERS					
NEBRASKA					
at Maryland					



**NATIONAL NITS**

Below is a list of Penn State players that rank among the top-100 individuals and top-50 teams in the most recent season statistical rankings. *Rankings listed NCAA/Big Ten Statistics current as of Oct. 1, 2017*

- S Marcus Allen
  - Forced Fumbles - 0.4 (51/5)
- RB Saquon Barkley
  - All-Purpose - 243.60 (1/1)
  - Combined Kick Returns - 258 (28/1)
  - Kickoff Returns - 32.3 (11/3)
  - Kickoff Return TDs - 1 (1-7/1)
  - Points Responsible For - 48 (83/8)
  - Receiving Yards - 386 (39/3)
  - Receiving Yards Per Game - 77.2 (51/5)
  - Receptions Per Game - 5.4 (49/4)
  - Rush Yards Per Carry - 6.67 (20/4)
  - Rushing TDs - 4 (52/3)
  - Rushing Yards - 574 (9/1)
  - Rushing Yards Per Game - 114.8 (14/2)
  - Scoring - 8.4 (58/6)
  - Total Points Scored - 42 (39/3)
  - Total Touchdowns - 7 (1-15/1)
- LB Jason Cabinda
  - Fumbles Recovered - 1 (1-20/1-4)
- CB Christian Campbell
  - Passes Defended - 1.4 (27/4)
- DT Parker Cothren
  - Fumbles Recovered - 1 (1-20/1-4)
- K Tyler Davis
  - Scoring - 8.2 (70/9)
  - Total Points Scored - 41 (53/5)
- TE Mike Gesicki
  - Receiving TDs - 4 (1-18/1-1)
  - Total Touchdowns - 4 (1-84/1-6)
- P Blake Gillikin
  - Punting - 44.4 (25/4)
- DT Kevin Givens
  - Fumbles Recovered - 1 (1-20/1-4)
- DE Yetur Gross-Matos
  - Fumbles Recovered - 1 (1-20/1-4)
- CB Grant Haley
  - Fumbles Recovered - 1 (1-20/1-4)
  - Interceptions Per Game - 0.4 (51/5)
  - Total Interceptions - 2 (1-22/1-1)
- WR DaeSean Hamilton
  - Receiving TDs - 4 (1-18/1-1)
  - Receiving Yards Per Game - 66.2 (80/8)
  - Total Touchdowns - 4 (1-84/1-6)
  - Yards Per Reception - 16.55 (84/8)
- QB Trace McSorley
  - Completion Percentage - .656 (26/3)
  - Completions Per Game - 21.0 (35/2)
  - Passing Efficiency - 156.4 (25/3)
  - Passing Touchdowns - 12 (10/2)
  - Passing Yards - 1,352 (19/1)
  - Passing Yards Per Game - 270.4 (30/1)
  - Passing Yards Per Completion - 12.88 (50/6)
  - Points Responsible For - 90 (7/2)
  - Points Responsible For Per Game - 18.0 (12/2)
  - Rushing TDs - 3 (92/7)
  - Total Offense - 306.2 (19/1)
  - Yards Per Pass Attempt - 8.45 (29/4)
- CB Amani Oruwariye
  - Total Interceptions - 2 (1-22/1-1)
- S Nick Scott
  - Fumbles Recovered - 1 (1-20/1-4)
- WR/PR DeAndre Thompkins
  - Combined Kick Returns - 206 (50/6)
  - Punt Return TDs - 1 (4/2)
  - Punt Returns - 18.7 (8/2)
- DT Robert Windsor
  - Fumbles Recovered - 1 (20/4)
- TEAM
  - 4th Down Conversion Pct. - .714 (20/5)
  - Blocked Kicks - 1 (24/4)
  - Completion Percentage - .647 (27/4)
  - Fewest Penalties - 21 (23/4)
  - Fewest Penalties Per Game - 4.2 (13/2)
  - Fewest Penalty Yards Per Game - 40.4 (23/3)
  - First Downs Defense - 87 (57/8)
  - First Downs Offense - 106 (34/2)
  - Fumbles Lost - 1 (9/3)
  - Fumbles Recovered - 7 (1-3/1-1)
  - Kickoff Return Defense - 18.69 (45/9)
  - Kickoff Returns - 30.89 (7/3)
  - Net Punting - 43.14 (6/1)
  - Passes Intercepted - 7 (1-10/1-1)
  - Passing Offense - 292.5 (25/2)
  - Passing Yards Allowed - 161.8 (19/3)
  - Passing Yards Per Completion - 13.04 (48/6)
  - Punt Return Defense - 1.29 (15/2)
  - Punt Returns - 16.85 (12/2)
  - Red Zone Defense - .625 (7/1)
  - Rushing Defense - 127.4 (39/6)
  - Scoring Offense - 41.4 (14/2)
  - Scoring Defense - 9.4 (3/1)
  - Team Passing Efficiency - 157.76 (21/3)
  - Team Passing Efficiency Defense - 94.78 (6/3)
  - Team Sacks - 2.6 (32/3)
  - Team Tackles for Loss - 8.8 (5/2)
  - Total Defense - 289.2 (13/5)
  - Total Offense - 471.2 (29/2)
  - Turnover Margin - 1.8 (4/1)
  - Turnovers Gained - 14 (3/1)
  - Turnovers Lost - 5 (25/4)
  - Winning Percentage - 1.000 (1-1/1-1)

**POINT DIFFERENTIAL**

- With a prolific offense, lockdown defense and help on special teams, Penn State ranks fourth in FBS with an average point differential of 32.0 points.
- Penn State has been particularly strong in the first quarter, outscoring opponents 73-0. The Lions are the only FBS team yet to allow a first quarter point.
- Penn State posted two shutouts and two 50-plus point scoring efforts in its first three games.

		Average Points		
Team	Scored	Allowed	Diff	
1. Alabama	46.2	8.6	37.6	
2. Washington	44.0	10.8	33.2	
3. UCF	46.3	13.3	33.0	
<b>4. Penn State</b>	<b>41.4</b>	<b>9.4</b>	<b>32.0</b>	
5. TCU	47.8	18.5	29.3	
6. Oklahoma	48.0	19.5	28.5	
7. Wisconsin	40.8	13.5	27.3	
8. Ohio State	42.6	16.0	26.6	
9. Clemson	36.4	10.8	25.6	
10. Miami (Fla.)	41.3	16.3	25.0	

**MILESTONE WATCH**

- QB **Trace McSorley** is seven passing touchdowns shy of 50 for his career. The Penn State record is 48.
- McSorley is 262 yards shy of becoming the fourth Nittany Lion to reach 6,000 yards of total offense.
- McSorley is 849 yards shy of becoming the fourth Nittany Lion to reach 6,000 passing yards.
- McSorley is 51 completions shy of becoming the seventh Nittany Lion to reach 400 career completions.
- RB **Saquon Barkley** is 51 yards shy of 1,000 career receiving yards. He would be the first Penn State player to have both 3,000 rushing yards and 1,000 receiving yards.
- Barkley is 573 yards shy of becoming the second Nittany Lion to total 5,000 career all-purpose yards.
- TE **Mike Gesicki** is eight receptions shy of 100 for his career.
- S **Marcus Allen** is 21 tackles shy of 300 for his career.
- K **Tyler Davis** is one extra point conversion away from 100 extra points made.

**See Records Watch on Pages 25-27**

**MILESTONES ACHIEVED**

- QB **Trace McSorley** became the ninth Nittany Lion passer to eclipse the 5,000-yard mark for a career with 315 against Indiana.
- RB **Saquon Barkley** surged past 3,000 career rushing yards and 4,000 career all-purpose yards at Iowa. He is the seventh and ninth Nittany Lion all-time to accomplish the respective feats.
- TE **Mike Gesicki** became Penn State's all-time tight end receptions leader with five receptions at Iowa to total 89 for his career. He broke the record of 87 set by Andrew Quarless (2006-09).
- Gesicki surpassed 1,000 career receiving yards against Pitt, making him the 25th player achieve the feat at Penn State.
- Head coach **James Franklin** earned his 50th career victory with the Nittany Lions season opening win.
- With 74 receiving yards against Akron, **DaeSean Hamilton** surpassed 2,000 yards for his career.
- **Trace McSorley** surpassed 4,000 career passing yards with 280 against Akron.
- **Jason Cabinda** surpassed 200 career tackles for his career with three against Akron.

**See Records Watch on Pages 25-27**

**END ZONE MANAGEMENT**

- Penn State is tied for seventh in FBS with 27 touchdowns scored and tied for seventh with just six TDs allowed, which gives the Nittany Lions a touchdowns scored to allowed ratio of 4.50 to rank fourth in FBS.
- Penn State leads the Big Ten and only trails Alabama, Georgia and Washington.

		Touchdowns		
Team	Scored	Allowed	Ratio	
1. Alabama	29	5	5.80	
2. Georgia	21	4	5.25	
3. Washington	30	6	5.00	
<b>4. Penn State</b>	<b>27</b>	<b>6</b>	<b>4.50</b>	
5. Clemson	25	6	4.17	
6. Miami (Fla.)	16	4	4.00	
7. UCF	18	5	3.60	
8. Wisconsin	21	6	3.50	
9. Oklahoma	27	8	3.38	
10. Auburn	21	7	3.00	

**POPULAR NITTANY LIONS**

- Penn State ranks third in the nation with an average home attendance of 105,468.
- The attendance of 109,898 for the Pitt game was the seventh-largest crowd in Beaver Stadium history and the largest since Penn State faced Ohio State in 2009 in front of 110,033 in 2009.
- It was the 15th-largest crowd to ever watch a Penn State football game.
- The crowd set a record for the current configuration of Beaver Stadium, which has had a capacity of 106,572 since 2011.
- The Penn State Student Section sold out more than 21,000 tickets in just 89 minutes, highlighted by the sold-out allotments of the senior (20), junior (10) and freshmen (15) classes in less than 20 minutes each.
- The Penn State Student Section has consistently sold out for four decades, showing the unwavering passion and dedication of Penn State students.
- Penn State sold more than 9,000 new season football tickets for the 2017 campaign. The season ticket renewal rate topped 95 percent to help the Nittany Lions exhaust their season ticket allotment for the first time since 2008.

**See Packing the Stadium on Page 16**

**NITTANY LION DEBUTS**

- First-time starters this year include sophomore **Ryan Buchholz** (Iowa), redshirt freshman **Will Fries** (Georgia State) and sophomore **Shareef Miller** (Akron).
- A total of 23 Nittany Lions have made their debuts this year, including three true freshmen, 14 redshirt freshmen, two sophomores and four juniors.
- Seven made their debut in the win over Georgia State. Juniors included: CB **Desi Davis** and OL **Charlie Shuman**. Sophomore included: TE **Joe Arcangelo**. Redshirt freshmen included: WR **Dae'Lun Darien**, QB **Michael Shuster**, RB **Nick Eury** and WR **Isaac Lutz**.
- A total of 16 Nittany Lions made their debuts in the season opening win over Akron, including three true freshmen, 10 redshirt freshmen, a sophomore and two juniors. True freshmen included: CB **Tariq Castro-Fields**, CB **Lamont Wade** and DE **Yetur Gross-Matos**. Redshirt freshmen included: CB **Zech McPhearson**, DE **Shane Simmons**, OL **Will Fries**, OL **Alex Gellerstedt**, DE **Shaka Toney**, DT **Ellison Jordan**, K **Alex Barbir**, DT **Antonio Shelton**, OL **Michael Menet** and DT **Daniel Joseph**. Sophomore included: S **John Petrishen**. Juniors included: LB **Jason Vranic** and LS **Kyle Vasey**.

**SAQUON BARKEY RECORD COUNTDOWN**

CAREER RUSHING YARDS	CAREER RUSHING TDS	SEASON RECEIVING YARDS (RB)
<b>786</b>	<b>9</b>	<b>16</b>
Saquon Barkley added 56 rushing yards against Indiana and now has 3,146 career rushing yards. He is pursuing Evan Royster for the Penn State record in the category (3,932; 2007-10).	Barkley has 29 career rushing touchdowns. He is pursuing Lydell Mitchell for the 46-year-old Penn State record in the category (38; 1969-71).	Through five games, Barkley has amassed 386 receiving yards, putting his own record of 402 yards set last season in jeopardy.



OFFENSE NOTES

**BARKLEY DOES IT ALL**

- From running to pass catching to returning, **Saquon Barkley** leads the nation with 243.6 all-purpose yards per game this season.
- Barkley is also the active FBS leader in all-purpose yards per game, averaging 147.6.
- Barkley, San Diego State's Rashaad Penny (229.0) and Stanford's Bryce Love (218.6) are the only three FBS players averaging more than 200 all-purpose yards per game this season.
- Barkley currently leads Penn State in rushing yards per game (114.8) and receiving yards per game (77.2).
- Barkley ranks fourth in the Big Ten and 20th in FBS with 6.67 yards per carry and his 114.8 rushing yards per game are second in the Big Ten and 14th in FBS.
- His seven total touchdowns are tied for the lead in the Big Ten and rank 15th in FBS.
- Barkley accomplished multiple firsts against Indiana, completing a pass to **DaeSean Hamilton** that went for a touchdown and returning a kickoff for a touchdown.
- Barkley is the first player in the last 20 years with 50 rushing yards, 50 receiving yards, a passing touchdown and kickoff return for a touchdown in a game.
- Barkley is the first Big Ten player and sixth FBS player since 1996 with a kickoff return for a touchdown and a passing touchdown in the same game.
- Barkley is the fifth player in the last five years with a rushing touchdown, receiving touchdown, passing touchdown and special teams touchdown in the same season.
- Barkley's first-career passing touchdown was the first for Penn State running back since Nick Scott threw a scoring pass against Illinois during the 2015 campaign.
- Barkley's 16-yard completion was the longest by a Penn State running back since Eric McCoo threw a 63-yard touchdown pass against Illinois in 2001.
- Barkley broke the Penn State record for all-purpose yards in a game with 358 yards (211 rush, 94 receiving, 53 return) at Iowa. He broke the mark previously held by Curt Warner (341; at Syracuse in 1981), and the figure also ranks 10th all-time in Big Ten history.
- Barkley's 211 rushing yards at Iowa were a career high, besting the mark set at Purdue (207) in 2016.
- According to ESPN Stats & Info, Barkley's average of 213.3 scrimmage yards in the first four games was the most by a Big Ten player in the first four games over last 10 seasons. No one has topped 200 yards average in the last 10 years.
- Barkley recorded 226 all-purpose yards (47 rushing, 142 receiving, 37 return) against Georgia State. His 142 receiving yards were a career high, surpassing his previous mark of 77 set last season at Michigan.
- Barkley has been named to the Paul Hornung Award weekly honor roll three times (Sept. 11, Sept. 25, Oct. 1) this season. The Paul Hornung Award is presented to the most versatile player in major college football.

See Season Honors on Page 11

**HIGH SCORING**

- Penn State's scoring average of 41.4 points per game ranks 14th in FBS and second in the Big Ten.
- With 45 points in a win over Indiana, Penn State has surpassed 20 points in 15 consecutive games. It is the longest streak since scoring 20 or more points in 16-straight games across the 2012 and 2013 seasons.
- Penn State's streak of scoring 30-plus points ended at 10 consecutive games at Iowa. It was the longest stretch for the Lions since a string of 15-straight games with 30+ points from 1993-94.
- Penn State has scored 207 points (41.4 ppg) in the last five games and 423 points (42.3 ppg) in the last 10 games.
- With 56 points in its win over Georgia State, Penn State became the fifth Big Ten team to score 30 or more points in 10 consecutive games.
- The 56-point margin of victory by Penn State against Georgia State is the largest for the Nittany Lions since they won by 56 (66-10) against Coastal Carolina in 2008. It was also the largest shutout victory since a 59-0 win over FIU in 2007.

See National Nits on Page 10

**OFFENSE COVERING GROUND**

- Penn State is averaging 471.2 yards of total offense per game to rank second in the Big Ten and 29th in FBS, and wasting little time getting down the field.
- According to *Coaches by the Numbers*, Penn State ranks 13th in FBS in getting a first down on first down, doing so 45 times (40.2 percent).
- Penn State has surpassed 500 yards of total offense three times in the first four games (569 vs. Akron; 526 yards vs. Georgia State; 579 at Iowa).
- The Lions' 579 yards of total offense (284 passing, 295 rushing) at Iowa were their most since recording 599 yards total offense last season vs. Iowa.
- The 569 yards of total offense against Akron were also the most in a season opener since the Nittany Lions gained 594 yards against Coastal Carolina in 2008.

See National Nits on Page 10

**PICKING UP CHUNKS - TEAM**

- According to *Coaches by the Numbers*, Penn State ranks 28th in 12-plus yard runs with 21 and 20th in 15-plus yard passes with 28. That gives Penn State a total of 59 big plays this season, which equates to 17.2 percent of its plays to rank 12th in FBS.
- According to *cfbstats.com*, Penn State is among the national and Big Ten leaders in "chunk plays" of 20 yards or more.
- Penn State ranks in the Top 25 nationally in plays of 20, 30, 70 or 80 or more yards and in the Top Five in the Big Ten in plays of 20-80 or more.
- Penn State is the only team in the Big Ten with an 80-yard play this season, much less two.
- Penn State (2) and Oklahoma (3) are the only two teams with multiple 80-plus yard plays this season.
- Penn State is averaging 6.87 yards per play to rank 17th in FBS and second in the Big Ten.

Distance	Plays	FBS	B1G
20+ Yards	33	t-9	t-1
30+ Yards	15	t-12	t-2
40+ Yards	7	t-29	3
50+ Yards	2	t-64	t-5
60+ Yards	2	t-32	t-2
70+ Yards	2	t-9	t-1
80+ Yards	2	2	1

SEASON HONORS

**MARCUS ALLEN, SAFETY**

Lott IMPACT Player of the Week (Sept. 12)  
Paycom Jim Thorpe Award Player of the Week Honorable Mention (Sept. 13)  
Pro Football Focus B1G Team of the Week (Week 5)

**TROY APKE, SAFETY**

Pro Football Focus Week 2 B1G Team of the Week (Sept. 12)

**SAQUON BARKLEY, RUNNING BACK**

Big Ten Offensive Player of the Week (Sept. 4 (co), Sept. 25)  
Big Ten Special Teams Player of the Week (Oct. 1)  
Rose Bowl Big Ten Player of the Week (Sept. 5, Sept. 25)  
Paul Hornung Award Honor Roll (Sept. 11, Sept. 25, Oct 1)  
Pro Football Focus National Team of the Week (Week 4)  
Pro Football Focus B1G Team of the Week (Week 4)  
CFPA Hon. Mention Nat'l Performer of the Week (Sept. 24)

**JASON CABINDA, LINEBACKER**

Pro Football Focus B1G Team of the Week (Week 5)  
Lott IMPACT Player of the Week (Oct. 4)

**KOA FARMER, LINEBACKER**

Polynesian College Football Player of the Year Watch List

**JAMES FRANKLIN, HEAD COACH**

Amway Coach's Call of the Week (Sept. 24)

**MIKE GESICKI, TIGHT END**

Pro Football Focus B1G Team of the Week (Week 2)

**STEVEN GONZALEZ, OFFENSIVE LINE**

Pro Football Focus B1G Team of the Week (Week 4, 5)

**GRANT HALEY, CORNER BACK**

Pro Football Focus B1G Team of the Week (Week 2, 5)

**DAESEAN HAMILTON, WIDE RECEIVER**

Big Ten Co-Offensive Player of the Week (Oct. 1)  
Pro Football Focus National Team of the Week (Week 5)  
Pro Football Focus B1G Team of the Week (Week 5)

**JUWAN JOHNSON, WIDE RECEIVER**

Pro Football Focus B1G Team of the Week (Week 4)

**BRENDAN MAHON, OFFENSIVE LINE**

Pro Football Focus B1G Team of the Week (Week 1)

**TRACE McSORLEY, QUARTERBACK**

CFPA Hon. Mention Nat'l Performer of the Week (Sept. 17)

**BRANDON SMITH, LINEBACKER**

Allstate AFCA Good Works Team  
William V. Campbell Trophy

**SHAKA TONEY, DEFENSIVE END**

Pro Football Focus B1G Team of the Week (Week 3)

**TRACE McSORLEY RECORD COUNTDOWN**

CAREER TDs RESPONSIBLE FOR

12

Able to score using his arms or his legs, McSorley is closing in on Daryll Clark's career record of touchdowns responsible for (65; 2006-09)

CAREER PASSING TDs

5

McSorley has 43 career passing touchdowns and is closing in on Christian Hackenberg's career record of 48 TD passes (2013-15).

SEASON PASSING TDs

17

After setting the single season mark at 29 passing touchdowns last season, McSorley 12 TD throws through five games in 2017.

**DAESEAN HAMILTON RECORD COUNTDOWN**

CAREER RECEIVING YARDS

832

Hamilton totaled 122 receiving yards against Indiana to bring his career total to 2,316. He is pursuing Bobby Engram for the Penn State record in the category (3,026; 1991, 93-95).



**COACHING STAFF POTW**

The Penn State coaching staff chooses players of the week in all three phases. Here are there selections for the season:

**SEPT. 2 - AKRON**

- Offense: Offensive Line
- Defense: Ryan Buchholz, DE
- Special Teams: DeAndre Thompkins, KR

**SEPT. 9 - PITT**

- Offense: Saquon Barkley, RB
- Defense: Marcus Allen, S; Grant Haley, CB
- Special Teams: Irvin Charles; Nick Scott; Garrett Taylor

**SEPT. 16 - GEORGIA STATE**

- Offense: Trace McSorley, QB
- Defense: Marcus Allen, S
- Special Teams: Tyler Davis, K; Blake Gillikin, P

**SEPT. 23 - IOWA**

- Offense: Saquon Barkley, RB
- Defense: Shareef Miller, DE
- Special Teams: Blake Gillikin, P

**SEPT. 30 - INDIANA**

- Offense: DaeSean Hamilton, WR
- Defense: Jason Cabinda, LB
- Special Teams: Irvin Charles, WR

**FAST STARTS**

- According to *Coaches by the Numbers*, Penn State ranks tied for 12th in FBS in points in the first half (23.4 avg) and tied for third in first-quarter scoring (14.6 avg).
- The Nittany Lions scored 28 points in a first quarter against Indiana, marking the first time Penn State scored 28 or more points in the first quarter since 2005 at Illinois (28 points).
- Penn State has outscored opponents 73-0 in the first quarter this season and is the only FBS team yet to allow an opening-quarter score.
- In the first three games, Penn State scored 14 points in the opening stanza of three consecutive games for the first time since 2008 (14 vs. Coastal Carolina; 14 vs. Oregon State; 21 at Syracuse).
- Against both Akron and Georgia State teams, Penn State scored 35 points in the first half. Before this season, the Nittany Lions had not scored as many in the first half of a game since scoring 38 against Eastern Illinois on the way to a 52-3 victory in 2009. The last time that the Nittany Lions scored 35 in a first half against an FBS team was in 2008 at Syracuse, a game that Penn State won 55-13.

**AIR BARKLEY**

- **Saquon Barkley** set receiving career highs in consecutive outings against Georgia State and Iowa.
- Barkley had a career-high and Penn State running back-record 12 receptions at Iowa. He is the first Penn State player to have 10 or more receptions since WR **DaeSean Hamilton** had 14 catches against Ohio State in 2014. Barkley's previous high was six at Northwestern in 2015.
- Barkley was also the first Blg Ten running back to have as many as 12 receptions in a game since Indiana's Stephen Houston also caught 12 passes in 2012.
- Against Georgia State, Barkley set a career high with 142 receiving yards.
- Barkley set the Penn State the single-season running back receiving yards record last year with 402 yards in 14 games. With 386 yards receiving in five games in 2017, Barkley needs just 16 more yards to break his own mark.
- Barkley owns the Penn State career receiving yards record for a running back with 949 yards. He broke the record of 799 yards held by Tony Hunt (2003-06) during the Georgia State game.
- The 142 receiving yards against Georgia State are the second-most by a running back in Penn State history. Len Krouse had 155 yards receiving out of the backfield at Syracuse in 1940.
- The 142-yard receiving yards were the most by a Big Ten running back since Ohio State's Curtis Samuel had 177 vs. Bowling Green in 2016.
- Barkley's 100-yard receiving game was the first 100-yard receiving game by a PSU running back since Tony Hunt had 110 yards receiving at Minnesota in 2004.

**200 CLUB**

- **Saquon Barkley** is one of 11 active FBS players with multiple career 200-yard rushing games.
- Ray Lawry (Old Dominion) and Larry Rose III (New Mexico State) lead the group with four 200-plus yard rushing performances, while Barkley is third with three such efforts after rushing for a career-high 211 yards at Iowa.
- Following Barkley are D'Angelo Brewer (Tulsa), Rashaad Penny (San Diego State), Diocemy Saint Justice (Hawaii), Damarea Crockett (Missouri), Derris Guice (LSU), Trayveon Williams (Texas A&M), Justin Crawford (West Virginia) and Jalin Moore (Appalachian State).
- Both of Barkley's previous 200-yard rushing efforts were in 2016 (202 yds. vs. Maryland; 207 yds. at Purdue).
- Barkley's 211 rushing yard effort ranks tied for 15th in Penn State history with Lydell Mitchell (at Iowa; 1971), Curtis Enis (vs. Ohio State; 1997) and Eric McCoo (vs. Ohio State; 1999).
- With three career 200-yard rushing games, Barkley is tied with John Cappelletti for second place in Penn State history. He trails Larry Johnson (4) for the career record.

**BARKLEY IN THE RECORD BOOKS**

- Running back **Saquon Barkley** has placed his name all over the Penn State record books.
- Barkley ranks seventh on Penn State's career rushing yards list with 3,146. He trails D.J. Dozier (3,227 rushing yards) for sixth. Barkley is the seventh player in Penn State history to have 3,000 career rushing yards.
- The performance at Iowa marked his 12th career 100-yard game to move into a tie with Lenny Moore for ninth place on the Penn State career charts.
- Barkley is one of just eight Nittany Lions to post multiple 200-yard rushing games and now ranks in a tie for second with John Cappelletti. He trails Larry Johnson (4) for the career record.
- With one touchdown at Iowa, Barkley moved into a tie for fifth place on Penn State's career rushing touchdowns list (29 touchdowns).
- Barkley had 205 all-purpose yards against Indiana (56 rushing, 51 receiving, 98 returns), which gives him 4,427 for his career, which is good for fifth place at Penn State. Barkley trails Evan Royster (4,502 all-purpose yards) for fourth place. Barkley is the ninth player in program history with 4,000 career all-purpose yards.
- Barkley has scored 222 points in his career. He ranks ninth in the category at Penn State and trails Curtis Enis (230 points via 34 touchdowns and one 2-point PAT reception) for eighth place.
- Barkley had the 10th multi-touchdown game of his career with two scores against Pitt.
- In the season opener against Akron, Barkley's two rushing touchdowns marked his seventh multiple rushing touchdown game (2 as a freshman, 4 as a sophomore, 1 as a junior).

**See Records Watch on Pages 25-27**

**MIKE GESICKI RECORD COUNTDOWN**

**CAREER RECEIVING YARDS (TE)**

**258**

**CAREER & SEASON TD RECEPTIONS (TE)**

**1**

Gesicki added 19 yards receiving against Indiana to bring his total to 1,085 career receiving yards. He is pursuing Ted Kwalick (1,343; 1966-68) for the 49-year-old Penn State tight end record.

After notching four TD grabs in the first two games, Gesicki is one shy of Jesse James' record for career touchdown catches and of tying his own record (shared w/ three others) for single season scoring grabs.





## PICKING UP CHUNKS - BARKLEY

- **Saquon Barkley** is among the leaders in long scrimmage plays and long rushing plays.
- Barkley leads or is tied for the lead in the Big Ten in chunk plays from scrimmage at all distances greater than 20 yards.

Distance	Plays	FBS	B1G
20+ Yards	12	t-3	1
30+ Yards	9	t-2	1
40+ Yards	6	2	1
50+ Yards	2	t-16	t-1
60+ Yards	2	t-5	t-1
70+ Yards	2	t-2	1
80+ Yards	2	1	1

- Barkley ranks tied for seventh in FBS with seven rushing plays of 20 or more yards. He is also among the Big Ten leaders at all distances.

Distance	Plays	FBS	B1G
20+ Yards	7	t-7	2
30+ Yards	4	t-8	2
40+ Yards	2	t-14	t-2
50+ Yards	1	t-23	t-3
60+ Yards	1	t-10	t-1
70+ Yards	1	t-1	t-1
80+ Yards	1	t-1	1

## GOING 80

- Penn State has two 80-yard plays this season, both featuring RB **Saquon Barkley**. He is the only player in FBS with two 80-plus yard plays from scrimmage.
- Barkley is the only player in Penn State history with both an 80-plus rushing and receiving play.
- Against Georgia State, the 85-yard pass from QB **Trace McSorley** to Barkley in the first quarter was the third-longest pass play in Penn State history, and the longest since an 86-yard pass play from Steve Joachim to Jim Scott in 1971 at Navy.
- The 85-yard pass play is the longest Penn State passing play ever at home. The previous long pass play in a home game was 82 yards on two occasions: Matt Knizner to Eric Hamilton vs. Pittsburgh in 1986 and Kerry Collins to Freddie Scott vs. Rutgers in 1994.
- The 85-yard pass was the longest of McSorley's career. His previous long pass was an 80-yard pass to Irvin Charles vs. Minnesota last season. It was also a career long reception for Barkley, whose previous long was a 46-yard reception the week prior vs. Pittsburgh.
- McSorley is the first quarterback with two 80-plus pass plays in school history.
- Barkley's 80-yard rush in the second quarter against Akron was the second-longest of his career and tied for the 10th-longest in program history. His career long is an 81-yard dash in 2016 at Purdue.
- Barkley and Ki-Jana Carter are the only players in program history to have multiple 80-yard rushes in their career. Barkley has two career 80-plus yard rushes and Carter had three.

See *Records Watch* on Pages 25-27

## B1G LEADING PASSER

- QB **Trace McSorley** is among Big Ten passing leaders in multiple categories for a second consecutive season.
- McSorley leads the Big Ten in passing yards (1,352; 19th FBS) and passing yards per game (270.4; 30th FBS).
- McSorley is averaging 306.2 yards of total offense per game to lead the Big Ten (19th FBS).
- McSorley's 12 passing touchdowns rank second (10th FBS) behind Ohio State's J.T. Barrett (13).
- Responsible for 90 points, McSorley ranks second (7th FBS) just behind Ohio State's JT Barrett (92). His 18.0 per game average also ranks second (12th FBS) behind Barrett (18.4).
- McSorley's passing efficiency of 156.4 ranks third (25th FBS).
- McSorley is among the most efficient active quarterbacks in FBS, as his career efficiency rating of 153.25 ranks seventh and tops among Big Ten passers.
- McSorley's .656 completion percentage ranks third (26th FBS) behind Purdue's David Blough (.700).

See *National Nits* on Page 10

## McSORLEY CLIMBING CAREER CHARTS

- **Trace McSorley** threw two touchdown passes against Indiana give him 43 for his career, which is good for a tie for No. 3 at Penn State with Daryll Clark (2006-09).
- On the touchdowns responsible for list, McSorley now has accounted for 53 scores with three more (two passing, one rushing) against Indiana. The total is good for No. 3 on the Penn State career charts. Christian Hackenberg ranks No. 2 on the list with 54 touchdowns responsible for from 2013-15.
- McSorley's 315 yards passing against Indiana marked his seventh 300-yard passing game. He is No. 2 all-time, trailing Christian Hackenberg's nine career 300-yard games. His two 300-yard games in 2017 are tied for fifth on the single season charts.
- It was also McSorley's 15th 200-yard passing game, which is No. 5 on the 200-yard list, trailing Kerry Collins and Zack Mills for third; they each had 16 200-yard passing games.
- McSorley holds ninth place on Penn State's career passing yardage chart with 5,151 yards.
- McSorley's 23 completions against Indiana give him 349 for his career, moving him into 10th place in the Penn State annals, passing Todd Blackledge (341; 1980-82). He trails Kerry Collins (370; 1991-94) for ninth place.
- McSorley has 5,738 career total offense yards to rank sixth all-time at Penn State.

See *Records Watch* on Pages 25-27

## TOSSING TOUCHDOWNS

- QB **Trace McSorley** has the third-longest active touchdown passes streak in FBS, throwing two more against Indiana.
- His 12 touchdown passes on the season rank second in the Big Ten and 10th in FBS.
- McSorley is averaging 18.0 points responsible for per game to rank second in the Big Ten and rank 12th in FBS.
- McSorley threw four TD passes against Georgia State, marking the fourth time he has had at least four touchdown passes in a game and the sixth time he has had at least three touchdown passes in his career.

See *National Nits* on Page 10

## QUARTERBACKS DOING IT ALL

- Against Indiana, **Trace McSorley** had his 10th career game with both a touchdown pass and rush and his third of the season.
- QB **Tommy Stevens** has four receptions on the season for 27 yards, and he caught his first career touchdown pass in the first quarter against Georgia State, while lined up as a running back.
- Stevens also threw his first career touchdown pass in the third quarter, a 35-yard pass to **Saeed Blacknall** in the third quarter.
- Stevens is the first Nittany Lion to have a touchdown pass and reception in the same game since Christian Hackenberg did it against Illinois in 2015.
- McSorley's 36-yard rush in the opening stanza against Pitt was the longest of his career. His previous long rush was a 26-yard scamper against Minnesota in 2016.

## HIGH PITCH COUNT

- **Trace McSorley** set career highs for completions (31) and passing attempts (51) in the win over Iowa. His previous highs were 24 completions at Pitt (2016) and 41 attempts against Minnesota (2016).
- McSorley's completions and attempts totals were the most by a Penn State QB since Christian Hackenberg completed 34-of-50 passing attempts in the 2014 Pinstripe Bowl against Boston College.

## HISTORIC HALF

- QB **Trace McSorley**'s 258 yards passing in the first half against Georgia State was a Penn State record for a first half. The previous record was 254 by Daryll Clark vs. Akron in 2009.
- McSorley threw an 85-yard touchdown pass to Saquon Barkley in the frame to become the first Nittany Lion quarterback with two career 80-plus passing yard plays to his credit.

## CLASSROOM SUCCESS

### DEGREES ON THE WALL



- Eight Penn State student-athletes have earned their undergraduate degrees already and are now working on graduate degrees.
- Eight Penn State student-athletes enter the 2017 season having earned their undergraduate degrees: **Mark Allen** (criminology), **Curtis Cothran** (criminology), **Parker Cothren** (recreation, parks and tourism management), **Cody Hodgens** (exercise science at Florida International), **DaeSean Hamilton** (advertising and public relations), **Andrew Nelson** (kinesiology), **Daniel Pasquariello** (economics) and **Brandon Smith** (kinesiology).
- Penn State is one of 38 schools to have eight or more graduates on the roster this season.

Team	Grads
Northwestern	18
Cincinnati, Coastal Carolina, East Carolina	14
Toledo	13
TCU, Alabama, Oregon, Virginia	12
Georgia State, Kansas State, Maryland, UCF, USF	11
Kent State, Nevada, New Mexico, South Alabama, Texas Tech, West Virginia	10
Houston, Iowa State, Pittsburgh, Purdue, Rutgers, Temple	9
<b>PENN STATE</b> , Auburn, Clemson, Iowa, Kentucky, NC State, Northern Illinois, Ole Miss, SMU, Syracuse, UAB, Western Kentucky	8

## CONTINUING ACADEMIC TRADITION

- The Penn State football team continued to excel in the classroom during the 2016 fall semester with 51 squad members earning at least a 3.0 grade-point average.
- The fall effort marks the seventh time in the last eight semesters (including summer sessions) the Nittany Lions have had more than 50 student-athletes with a 3.0 GPA or better.
- The Lions have had 50 or more student-athletes with a 3.0 GPA or higher in each of the last three fall semesters.
- A total of 19 Nittany Lions posted a 3.5 GPA or higher in the fall semester, with 15 earning Dean's List recognition for having 3.5 GPA or higher with 12 credits earned in undergraduate work.
- Overall, 48 football student-athletes own a 3.0 cumulative GPA or higher after the fall semester, with 16 posting a 3.5 cumulative GPA or higher.
- The 2016-17 academic year also saw true freshman punter **Blake Gillikin** and graduate student **Cody Hodgens** posted perfect 4.0 GPAs in both the fall and the spring semesters.
- Gillikin is enrolled in the Schreyer Honors College.
- In addition to Gillikin and Hodgens, Brandon Smith and **Jake Zembiec** earned perfect 4.0 GPAs in the spring semester.
- Additionally, 19 Nittany Lions earned Academic All-Big Ten recognition last fall.
- Three Nittany Lions earned Big Ten Distinguished Scholar accolades for 2016-17: Gordon Bentley, Brandon Smith and Tyler Yazujian.
- The Nittany Lion freshmen were impressive in the fall semester with 15 posting a 3.0 or higher.



## COACHING STAFF NOTES

## FAMILIAR FACES ON THE SIDELINES

- For the third time in four seasons, head coach **James Franklin** was able to keep his coaching staff intact.
- Seven out of his 10 coaches are members of his original Penn State staff, and half have been with him for seven or more consecutive years.

Coach	Yr.	Consec. Yr. w/ JF	Current Role
<b>Brent Pry</b>	4	8	Assoc. HC/DC/LBs
<b>Ricky Rahne</b>	4	8	Passing/TEs
<b>Sean Spencer</b>	4	8	Run Game/DL
<b>Dwight Galt</b>	4	8	Asst. AD/Perf. Enhancement
<b>Josh Gattis</b>	4	7	Asst. ST/ WRs
<b>Charles Huff</b>	4	4	ST/RBs
<b>Terry M. Smith</b>	4	4	Asst. HC/CBs
<b>Joe Moorhead</b>	2	2	OC/QBs
<b>Tim Banks</b>	2	2	Co-DC/S
<b>Matt Limegrover</b>	2	2	OL

## PENNSYLVANIA TIES

- The Penn State coaching staff is deeply rooted in Pennsylvania, with half of the 10-man coaching staff originally hailing from the Keystone state.

## Central PA

- Defensive Coordinator **Brent Pry** - Altoona

## Eastern PA

- Head Coach **James Franklin** - Langhorne

## Western PA

- Offensive Line **Matt Limegrover** - Pittsburgh
- Offensive Coordinator **Joe Moorhead** - Pittsburgh
- Cornerbacks **Terry M. Smith** - Aliquippa

## JOHNSON BREAKING OUT

- WR **Juwan Johnson** has at least one catch in all five games this season and multiple catches the last three consecutive games.
- Most recently, he caught four passes for 63 yards against Indiana.
- Johnson was the hero at Iowa pulling in his first career touchdown catch as time expired to give Penn State a thrilling 21-19 victory.
- Johnson had career highs with seven catches and 92 yards in the Iowa game. His previous personal mark was four receptions for 84 yards against Akron in the season opener.

## HAMILTON HAULING IT IN

- WR **DaeSean Hamilton** had nine catches against Indiana to put him atop the Penn State career receptions charts with (181). He passed Allen Robinson (177) and Deon Butler (179) in the game.
- Hamilton caught a career-high three touchdown receptions against Indiana. He previously had one touchdown reception on 10 occasions. The three scoring grabs were the most by a Nittany Lion since Allen Robinson had three, also against Indiana, in 2012.
- Hamilton had 122 yards receiving against Indiana, marking his sixth 100-yard receiving game in his career, which is good for a tie for sixth place at Penn State with four others: Deon Butler, Kenny Jackson, Derek Moyer and Freddie Scott.
- The performance earned him Big Ten Offensive Player of the Week and PFF National Team of the Week accolades.
- Hamilton is tied for No. 10 on the career touchdown receptions list (13) with Jordan Norwood (2005-08).
- Hamilton has 2,316 receiving yards for his career, which ranks him sixth at Penn State. He trails Derek Moyer (2,395 receiving yards) for fifth place.
- Hamilton is the ninth player in program history with 2,000 career receiving yards.
- Hamilton's career receptions total of 181 ranks sixth amongst active FBS players, while his receptions per game average (4.02) ranks 16th. He leads the Big Ten in both.
- Hamilton's career receiving yardage total of 2,316 ranks 10th among active FBS players, while his receiving yards per game average of 51.5 is 14th. He leads the Big Ten in both categories.

## NOT THE QB

- WR **DaeSean Hamilton** is the first Penn State receiver since at least 1967 to catch two touchdown passes in his career from players who were not quarterbacks.
- Hamilton caught a touchdown pass from running back **Saquon Barkley** against Indiana and caught a touchdown pass from fellow wide receiver Geno Lewis at Northwestern in 2015.
- Hamilton's TD catch from Barkley was the 10th touchdown pass from a Penn State non-QB since 1967.

## TOP CATCHING DUOS

- DaeSean Hamilton** (181) and **Mike Gesicki** (92) rank ninth in FBS and tops in the Big Ten among active receiving duos with 273 combined catches.
- Hamilton owns Penn State's all-time receptions record, while Gesicki owns Penn State's tight end receptions record.

## HIGH SCHOOL TO COLLEGE

- The tandem of QB **Trace McSorley** and WR **Brandon Polk** is one of 13 QB/WR combinations from the same high school active on the same team in FBS. Both attended Briar Woods High School in Ashburn, Virginia.
- Polk has four receptions from McSorley, catching two passes last season in an injury shortened redshirt year and two in 2017.
- The duo teamed up for their first collegiate touchdown, as Polk caught a 15-yard TD from McSorley against Georgia State.
- In 2013, McSorley and Polk teamed up to lead the Falcons to the Virginia 5A State Championship game. The duo totaled 635 yards receiving and eight touchdowns.

## EVERY GAME GESICKI

- TE **Mike Gesicki** became Penn State's all-time tight end receptions leader with five receptions at Iowa. He broke the record of 87 set by Andrew Quarless (2006-09) and now has 92.
- Gesicki holds the team's longest active receptions streak at 19 games, dating to the 2016 season opener.
- Gesicki has four or more catches in 10 of his last 17 games.
- Gesicki entered 2017 with six career touchdowns over three seasons, but caught a career-high two in each of the first two games this season to move within one of the Penn State record for career touchdown catches by a tight end - 11 by Jesse James and within one of equaling the season record in the same category again. Gesicki tied the record of five shared by James and two others last season.
- His four total touchdowns rank tied for sixth in the Big Ten.
- Gesicki has 1,085 receiving yards for his career to rank 22nd all-time at Penn State. He is the 25th player to have more than 1,000 career receiving yards at Penn State.
- After a breakout season in 2016, Gesicki, picked up where he left off with a career day in the season opener Gesicki had a career-high six catches against Akron. His previous high was five on four occasions, the last against Rutgers in 2016.

## VETERAN O-LINE

- The Lions returned 87 starts on the offensive line, which ranks 19th overall and third in the B1G, per Phil Steele.
- The unit has cleared the way for more than 500 yards of total offense in three of the first four games.
- It ranks sixth in the Big Ten with 1.5 sacks per game allowed.
- Brendan Mahon** was graded out as a member of Pro Football Focus' Big Ten Team of the Week for Week 1. **See Season Honors on Page 11**
- Mahon leads all offensive linemen with 33 career starts at guard and tackle, while **Andrew Nelson** has 28 starts at guard and tackle.
- The other Nittany Lions with starting experience in the trenches are: sophomores **Ryan Bates** (19), **Connor McGovern** (14) and **Steven Gonzalez** (8), as well as junior **Chasz Wright** (8).

## 99 SNAPS

- Penn State tied its program record for total plays in a game with 99 at Iowa.
- Penn State previously ran 99 plays in 2012 in a 39-28 win over Northwestern and in 1966 in a 38-6 win at West Virginia.
- Penn State's season high entering the Iowa game was 65 in the season opener against Akron.
- The previous high with offensive coordinator Joe Moorhead in command of the offense was 82 in 2016 during a 39-0 win at Rutgers.

## BALANCED ATTACK

- Against Georgia State, Penn State had eight different players score touchdowns for the first time since nine scored in a 70-24 win over Akron in 1999.
- It is the first time that eight different Nittany Lions have scored an offensive touchdown since eight scored offensively in the same game against Akron.
- Ten different Lions have scored offensive touchdowns this season.





## DEFENSE NOTES

## LIMITED ACCESS

- Penn State (9.4) ranks third only to Alabama (8.6) and Georgia (9.2) in scoring defense.
- Penn State has allowed 21 points per game fewer through five games in 2017 than it did in 2016 (31.4).
- Penn State owns a pair of shutout victories and has not allowed more than 19 points in a game.
- Penn State has been particularly strong at the start of games, ranking as the only team yet to give up a first quarter point.
- Penn State ranks fourth in FBS in first half scoring defense, allowing 4.8 points per game, and sixth in second half scoring (4.6 avg). The Lions are nearly as strong in the third quarter as they are in the first, ranking fourth in scoring defense (0.6 avg).
- The only scoring Penn State allowed against Indiana was in the second quarter, as the Nittany Lions shutout the Hoosiers in the second half. It marks the third time this season that Penn State has shutout an opponent for at least one half.
- Iowa did not cross the 50-yard line on offense against Penn State in the first half.
- Penn State has now recorded two shutouts in a single season for the first time since notching two in 2007 (59-0 over FIU; 31-0 vs. Indiana).
- The 14 points allowed by Penn State in the first three are the fewest in any three-game stretch since allowing 13 in a three-game stretch in the middle of the 2009 season (52-3 vs. Eastern Illinois; 20-0 vs. Minnesota; 35-10 at Michigan).
- The 14 points allowed by PSU in the first three games were the fewest allowed in the opening three games of the season since giving up only 14 points in the first four games of the 1996 season (24-7 vs. USC; 24-7 vs. Louisville; 49-0 vs. Northern Illinois; 41-0 vs. Temple).
- The fourth-quarter touchdown allowed by the Nittany Lions to Pitt was the first touchdown given up by Penn State this season (seven quarters with no touchdowns).
- Not only were Akron and Georgia State held out of the end zone, Penn State kept the Zips out of the red zone and Georgia State crossed the 20 just once.
- The shutout by Penn State of Akron marked the first shutout by the Nittany Lions in a season opener since a 59-0 win against FIU in 2007. The shutout was the first at home for Penn State since a 39-0 shutout of Illinois in 2015.
- This is the third-straight year that PSU has shut out an opponent (39-0 vs. Illinois in 2015; 39-0 at Rutgers in 2016; 52-0 vs. Akron in 2017). It is the longest such streak since a three-year stretch from 1989-91 (17-0 at Rutgers in 1989; 28-0 vs. Rutgers and 9-0 at Alabama in 1990; and 81-0 vs. Cincinnati in 1991).

See *National Nits* on Page 10

## SENIOR STOPPERS

- LB **Jason Cabinda** tied a career-high with 14 tackles against Indiana. He previously had 14 tackles against Army in 2015.
- Cabinda's 14 tackles against Indiana mark his seventh career game with at least 10 tackles. He last had double-digit tackles against USC in the Rose Bowl last season.
- Cabinda leads Penn State with 35 tackles this season.
- With six tackles against Indiana, **Marcus Allen** moves to 279 for his career to move into No. 8 on the career tackles list. He trails Dennis Onkotz (287; 1967-69) for the No. 7 spot.
- Allen's 30 tackles this season rank second on the team.

See *Records Watch* on Pages 25-27

## CABINDA EARNS LOTT RECOGNITION

- **Jason Cabinda** was selected as the Lott IMPACT Player of the Week after his performance against Indiana. Penn State will receive \$1,000 for its general scholarship fund in recognition of it.
- Cabinda finished with 14 tackles, including six solo stops, a sack, 1.5 tackles for loss and a fumble recovery against the Hoosiers.

## GETTING OFF THE FIELD

- Penn State is averaging 5.60 three-and-outs per game to rank 16th in FBS and fourth in the Big Ten.
- Penn State has prevented a first down on 28-of-68 opposition drives (41.2 percent).

## AIR DEFENSE

- With seven interceptions, Penn State is tied for the Big Ten lead and is tied for 10th in FBS.
- CB **Amani Oruwariye** grabbed his second interception of the season against Indiana to tie CB **Grant Haley** for the team lead.
- Penn State recorded three interceptions against Georgia State for its most since grabbing three at Maryland in 2015.
- Haley intercepted a pass each in back-to-back games against Pitt and Georgia State, with both leading to touchdown drives.
- Haley is the first PSU player with interceptions in back-to-back games since Anthony Zettel in 2014 (at Michigan and vs. Ohio State).
- S **Marcus Allen** and CB **Tariq Castro-Fields** both tallied their first career interceptions in the win over Georgia State. Allen returned his pick 50 yards.
- Penn State picked off two passes against Pitt. Haley intercepted a first-quarter pass at the 50 and returned it 42 yards to the Pitt 8, setting up a one play touchdown drive, while S **Troy Apke** intercepted a pass in the second quarter. Ironically enough, both DBs had parents that attended Pitt.
- Haley's 42-yard interception return was a career long, besting his 30-yard return vs. Temple in 2014.
- In addition to the two interceptions against Pitt, Penn State broke up seven passes, its most since breaking up nine last season against Indiana.
- CB **Christian Campbell** leads the team with 1.4 pass breakups per game, which also ranks fourth in the Big Ten and 27th in FBS. He has recorded a pass breakup in his last six consecutive games.

See *National Nits* on Page 10

## STOPS BEHIND THE LINE

- Penn State has assumed a familiar position in the NCAA statistical rankings, ranking fifth in FBS and second in the Big Ten in tackles for loss with an average of 8.8.
- Penn State totaled 14 TFLs against Akron in the season opener, the most by Penn State since recording 15 at Temple in 2015, and followed with nine against Pitt, 11 against Georgia State and seven at Iowa.
- A total of 25 different Nittany Lions have at least assisted on a stop in the back field.
- Penn State finished 2016 tied for seventh in FBS and second in the Big Ten with 8.1 TFLs per game.
- Penn State finished 2015 sixth overall and tops in the Big Ten with 8.2 tackles for loss per game.
- Penn State finished 2014 20th overall and second in the Big Ten with 7.1 tackles for loss per game.

See *National Nits* on Page 10

## SACK MASTERS

- The Penn State defense is continuing to find the quarterback, averaging 2.6 sacks to rank third in the Big Ten.
- Penn State has brought a balanced pass rush as 14 different Nittany Lions have at least assisted on a sack. LB **Jason Cabinda** became the 14th with his first sack of the season against Indiana.
- DE **Shareef Miller** is the team leader by virtue of his career-high two sacks against Pitt.
- The five sacks recorded by the Nittany Lions against Pitt are the most since Penn State had six last season vs. Ohio State.
- With 46 sacks in 2015 and 40 sacks last season, Penn State posted back-to-back 40-sack seasons for the first time since it posted three-consecutive 40-sack seasons in 2005 (41), 2006 (40) and 2007 (46).
- In 2015, led by a record 15.5 sacks by Carl Nassib, Penn State posted 46 sacks.

See *National Nits* on Page 10

## COMMUNITY SERVICE

## LIFT FOR LIFE A SUCCESS

- The 15th Annual Penn State Uplifting Athletes "Lift for Life" in July was a tremendous success. The preliminary fundraising total for the 2017 event was more than \$95,000 to benefit Uplifting Athletes and its commitment to life skills development, patient focused programs and rare disease research. The 15-year total or "Lift for Life" is now nearly \$1.3 million.
- Donations to the Penn State chapter of Uplifting Athletes and Lift for Life will remain open until Sept. 30. As of Aug. 25, the current fundraising total is \$96,549.98. Fans can track the live total or donate by visiting the chapter's fundraising site at <https://pledgeit.org/team/psu-lift-for-life-2017> or by sending a donation to Will Flaherty, Director of Player Development and Community Relations at 201 Lasch Football Building, University Park, Pa 16802.
- With the contributions from this year, nearly \$1.3 million has been raised by Penn State Uplifting Athletes since the inaugural Lift for Life was held in 2003. The inaugural event raised just under \$13,000.
- The Penn State Lift for Life featured more than 100 members of the Nittany Lion football team and was held at Holuba Hall, with approximately 2,000 fans in attendance. The exhibition featured rotations of one-on-one battles in the tire flip, sled pull, bench press and farmer's hold, followed by tug of war competitions.
- The 2017 Penn State Lift for Life included a kids clinic for the fourth year in a row, which was run by the Nittany Lion true freshmen football student-athletes. The event concluded with a team autograph session.
- Founded by Penn State Football teammates Scott Shirley, Dave Costlow and Damone Jones in 2003, Lift for Life has benefitted cancer research and the rare disease community.
- The Penn State Uplifting Athletes Chapter also announced linebacker **Jason Cabinda** and quarterback **Trace McSorley** will serve as co-presidents. The 2017 Uplifting Athletes officers are: offensive lineman **Andrew Nelson**, vice president; offensive lineman **Ryan Bates**, secretary; former offensive lineman Tom Devenney, treasurer.
- About Uplifting Athletes: A nonprofit organization founded in 2007, Uplifting Athletes inspires the rare disease community with hope through the power of sport. A rare disease is one that affects fewer than 200,000 Americans and typically lacks financial incentive to make and market new treatments. With a network of university chapters run by current college football student-athletes, Uplifting Athletes has established 22 chapters with Division I football programs across the country. Overall since its inception Uplifting Athletes has had an economic impact of more than \$400 million on the rare disease community. For more information about Uplifting Athletes, visit [www.upliftingathletes.org](http://www.upliftingathletes.org).

## LIONS BRING SMILES TO HERSHEY

- For coach **James Franklin**, part of the developmental process means at Penn State involves taking time to make a positive impact. True to Franklin's first core value - a single positive attitude duplicated by more than 100 came out in full force for an afternoon in July.
- For the fourth consecutive year, Franklin and his 105-member team boarded three buses for a trip to Hershey to visit the Penn State Children's Hospital. From dancing to coloring, games and in-room visits, the Nittany Lions brought smiles to even the weariest of faces, even if just for a moment.
- "It's a really good experience we love doing this every year," sophomore running back **Andre Robinson** said. "This is one of the cooler things that we do, getting to give back to these kids. It makes their day just for us to come and hang out for an hour or two. We're really privileged to have that opportunity to make that impact on their lives."
- For the staff and team, seeing pure delight stretch across the faces of so many is a yearly highlight. "There are people who have had much more challenging upbringings than me, but there were people who really made a difference for me and for my family, who went above and beyond and didn't have to, and I realized what's it has done for me," Franklin said.



HOME SUCCESS

HOME WINNING STREAKS

1.	29	1919-24
2.	24	1899-1906
3.	21	1970-74 ^
4.	18	1889-99
5.	17	1939-43
6.	15	1967-70 ^
	15	1915-17
8.	14	1990-92 ^
	14	1985-87 ^
10.	13	1910-12
11.	12	1997-99 ^*
	12	1977-79 ^
13.	11	2007-09 ^*
	11	2004-06 ^*
	<b>11</b>	<b>2016-present ^*</b>
16.	10	1993-95 ^*
	10	1961-63 ^
	10	1908-10

HOME UNBEATEN STREAKS

1.	49	1889-1907 (two ties)
2.	24	1908-13 (one tie)
3.	22	1939-44 (one tie)
4.	10	1946-48 (one tie)
	10	1925-26 (one tie)

^ - Beaver Stadium  
\* - Big Ten Era

PACKING THE STADIUM

TOP 10 BEAVER STADIUM CROWDS

Rk.	Attend.	Date	Result
1.	110,753	Sept. 14, 2002	Penn State 40, Nebraska 7
2.	110,134	Oct. 27, 2007	Ohio State 37, Penn State 17
3.	110,078	Sept. 8, 2007	Penn State 31, Notre Dame 10
4.	110,033	Nov. 7, 2009	Ohio State 24, Penn State 7
5.	110,017	Oct. 18, 2008	Penn State 46, Michigan 17
6.	110,007	Oct. 14, 2006	Michigan 17, Penn State 10
7.	<b>109,898</b>	<b>Sept. 9, 2017</b>	<b>Penn State 33, Pitt 14</b>
8.	109,865	Nov. 5, 2005	Penn State 35, Wisconsin 14
9.	109,845	Nov. 22, 2008	Penn State 49, Michigan State 18
10.	109,839	Oct. 8, 2005	Penn State 17, Ohio State 10

LARGEST CROWDS TO WATCH PENN STATE

Rk.	Attend.	Date	Opponent, Stadium
1.	113,085	Oct. 11, 2014	Michigan, Michigan Stadium
2.	111,502	Oct. 12, 2002	Michigan, Michigan Stadium
3.	111,310	Sept. 22, 2007	Michigan, Michigan Stadium
4.	111,249	Oct. 15, 2005	Michigan, Michigan Stadium
5.	111,019	Nov. 7, 1998	Michigan, Michigan Stadium
6.	110,803	Nov. 11, 2000	Michigan, Michigan Stadium
7.	110,753	Sept. 14, 2002	Nebraska, Beaver Stadium
8.	110,377	Oct. 24, 2009	Michigan, Michigan Stadium
9.	110,319	Sept. 24, 2016	Michigan, Michigan Stadium
10.	110,134	Oct. 27, 2007	Ohio State, Beaver Stadium
11.	110,078	Sept. 8, 2007	Notre Dame, Beaver Stadium
12.	110,033	Nov. 7, 2009	Ohio State, Beaver Stadium
13.	110,017	Oct. 18, 2008	Michigan, Beaver Stadium
14.	110,007	Oct. 14, 2006	Michigan, Beaver Stadium
15.	<b>109,898</b>	<b>Sept. 9, 2017</b>	<b>Pitt, Beaver Stadium</b>

BEAVER STADIUM ATTENDANCE RECORDS

Capacity	Record	Date	Result
46,284	50,144	Nov. 21, 1964	Penn State 28, Pittsburgh 0
48,284	52,713	Oct. 11, 1969	Penn State 20, West Virginia 0
57,723	61,325	Sept. 13, 1975	Penn State 34, Stanford 14
60,203	62,554	Sept. 17, 1977	Penn State 31, Houston 14
76,639	78,019	Nov. 4, 1978	Penn State 27, Maryland 3
83,370	86,309	Oct. 22, 1983	Penn State 41, West Virginia 23
93,967	97,498	Nov. 9, 1997	Michigan 34, Penn State 8
107,282	110,753	Sept. 14, 2002	Penn State 40, Nebraska 7
<b>106,572</b>	<b>109,898</b>	<b>Sept. 9, 2017</b>	<b>Penn State 33, Pitt 14</b>

HELPING THEMSELVES

- Penn State registered its second safety of the season at Iowa, this time via a **Shareef Miller** takedown in the end zone of Akrum Wadley in the second quarter.
- The safety proved crucial in the outcome of the game, as Penn State won by two points (21-19).
- This is the first time since 2004 that the Nittany Lions had two safeties in a season.
- **Marcus Allen** recorded a safety against Pitt. It was the first Penn State safety since Devon Still notched a sack in the end zone at Minnesota in 2010.

SMITH EARNS COMMUNITY RECOGNITION

- Senior LB **Brandon Smith** was named to the Allstate, American Football Coaches Association (AFCA) Good Works Team and is among the semifinalists for the 2017 William V. Campbell Trophy, presented by Fidelity Investments and the National Football Foundation & College Hall of Fame (NFF).
- Smith is the fourth Nittany Lion to earn Allstate AFCA Good Works Team honors, joining Ben Kline (2015), Stefen Wisniewski (2010) and Wayne Holmes (1994) and is among the 11 FBS and 22 overall honorees this year for their contributions to the community.
- Fans are encouraged to visit ESPN.com/Allstate to vote for the 2017 Allstate AFCA Good Works Team@ Captain now through November 23, 2017. The Team Captain will be honored at this season's The Home Depot College Football Awards on ESPN.
- The 2017 Allstate AFCA Good Works Team@ will be invited to New Orleans to participate in a special community service project ahead of the 2018 Allstate@ Sugar Bowl®, where the entire team will also be recognized on the field at halftime.
- The NFF will announce 12-14 finalists for the Campbell trophy on Nov. 1, and each of them will receive an \$18,000 postgraduate scholarship as a member of the NFF National Scholar-Athlete Class. The Campbell Trophy recognizes an individual as the absolute best football scholar-athlete in the nation
- Penn State's lone Campbell Trophy winner was John Urschel in 2013.
- Smith graduated with a degree in kinesiology last December. He is working on a second degree in health policy and administration and owns a 3.81 GPA. He is a seven-time Dean's List honoree and recorded a pair of 4.0 semesters during his academic career.
- In addition to the community service activities that he does as part of the Lions, Smith helps with his wife's non-profit organization, Honduran Soles, which provides shoes to kids that need them in various countries. He and his wife traveled to Honduras during spring break in 2015 and helped build a soccer field. He and his wife have volunteered at homeless shelters, and done community work through their church, Revival Tabernacle, in Watsonstown, Pa.

SPECIAL TEAMS NOTES

SPECIAL TEAMS STANDOUTS

- WR **Irvin Charles** forced the first fumble of his career in the first quarter against Indiana, which led to a **Nick Scott** fumble return for a touchdown.
- Combined with **Saquon Barkley's** opening kickoff return, it marked the first time since at least 1969 that Penn State had two special teams TDs in a quarter.
- Charles made two special teams tackles in the game, equaling his career high from the 2016 game vs. Indiana.
- Scott had the second touchdown of his career on his fumble return against Indiana. Scott had a rushing touchdown in 2015 against Army when he was a running back. It was his first career fumble recovery.
- Penn State has both punt return and kick return for touchdowns this season, marking the first season with a score of each type since 2008.
- Penn State had a pair of special teams touchdowns vs. Indiana via kick return and fumble recovery, marking the first time that Penn State had two special team touchdowns in the same game since 2001 at Illinois, when Bruce Branch had a 71-yard punt return TD and Larry Johnson had a 97-yard kick return for a TD.
- Penn State last had two special team scores of any type in the same game when forcing two safeties on punts against Iowa in 2004.

SPECIAL TEAMS NOTES

RETURN GAME SUCCESS

- The 98-yard opening kick return by **Saquon Barkley** against Indiana for a touchdown was the first for the Nittany Lions since Chaz Powell had a 95-yard return for a score against Indiana State in 2011. It was the longest kick return since Powell had a 100-yard return against Youngstown State in 2010.
- Thanks in part to his first career kickoff return touchdown run and the longest return of his career, Barkley ranks third in the Big Ten and 11th in FBS averaging 32.3 yards per kickoff return.
- Barkley is one of 19 players in FBS to return a kickoff for a touchdown this season, and the second in the Big Ten (JD Spielman, Nebraska).  
**See National Nits on Page 10**

PUNT AT YOUR OWN PERIL

- Penn State is averaging 16.9 yards per punt return to rank 12th in FBS and second in the Big Ten.
- Punt returner **DeAndre Thompkins** ranks second in the Big Ten and ranks eighth in the nation with an average of 18.7 yards per return.
- Thompkins 61-yard punt return for a touchdown against Akron was the first by Penn State since Derrick Williams had a 63-yard return in 2008 at Wisconsin. It was also the first by the Nittany Lions in Beaver Stadium since Williams returned a punt 78 yards for a score against Notre Dame in 2007.
- Thompkins averaged 31.8 yards on four returns vs. the Zips, which is a school record. The previous record was 31.7 yards per return by Derrick Williams vs. Temple in 2006.  
**See National Nits on Page 10**

MIGHT AS WELL PUNT

- Penn State's punt return defense has netted an average of 1.29 yards allowed, good enough to rank second in the Big Ten and 15th in FBS.
- P **Blake Gillikin's** 44.4-yard punting average ranks fourth in the Big Ten and 25th in FBS.
- Gillikin had two punts inside the 10-yard line against Indiana, giving him 15 for his career and a career-high eight this season.
- Gillikin's had four punts inside the 20-yard line against Indiana to tie a career high. He had four inside the 20 against Pitt earlier this season.
- Gillikin's three 50-yard punts against Indiana give him 16 for his career.
- Gillikin placed three punts inside the 10-yard line at Iowa, which tied a career high.  
**See National Nits on Page 10**

DAVIS KICKING IT

- K **Tyler Davis** has converted all 26 of his extra point attempts this season to rank in a tie for ninth nationally and the Big Ten lead.
- Davis has made the most point after attempts without a miss in Penn State history, successfully converting 99 straight so far. Only two others, Herb Menhardt (54-for-54; 1978-80) and Collin Wagner (83-for-83; 2007-10), have had perfect percentages (minimum 50 attempts).
- Davis is Penn State's career record holder for field goal accuracy. Davis has converted 35-of-43 field goal attempts for an 81.4 percent success rate. Nick Gancitano (1981-83) was the previous record holder with a 77.6 percent success rate (38-of-49).
- Davis is tied for 11th all-time at Penn State with Chris Bahr with 35 field goals made.
- Davis scored nine points against Indiana, giving him 204 for his career, and moving him into a tie with Ki-Jana Carter (204 points) for the 12th spot on Penn State's career scoring list.
- Davis booted a career-long 47-yard field goal in the third quarter against Akron. His previous best was a 42-yard kick against Illinois in 2015.
- Davis is handling kickoff duties full-time this season for the first time in his career.





SEASON NOTES

PENN STATE IN 25TH BIG TEN SEASON

- After 106 years as an independent in football, Penn State began play in the Big Ten Conference in 1993 and is playing its 25th season in the conference.
- The Nittany Lions were Big Ten Champions in 1994 and 2016 and shared the title in 2005 and 2008. Penn State has played in the Rose Bowl three times as a member of the Big Ten, beating Oregon to win the 1995 Rose Bowl and playing USC in the 2009 and 2017 Rose Bowls.

HISTORIC SERIES

- Penn State has many long and storied series on the gridiron. The Nittany Lions have played 19 teams 20 or more times in the 131-year history of the program.
- Penn State owns a winning record against 16 of the 20 teams that it has met 20 or more times.
- Eight of the 20 teams are on the 2017 schedule; including Pitt (98 meetings), Iowa (26), Indiana (21), Michigan (20), Ohio State (31), Michigan State (31) Rutgers (25) and Maryland (37).
- Since 2012, Penn State has played or has a future meeting scheduled meeting with 13 of the 20 teams (all of the FBS teams except Navy). Those opponents include: Army (2015), Illinois (2014-15, '18, '21), Iowa (2016-21), Pitt (2016-19), Syracuse (2012), Temple (2014-16) and West Virginia (2023-24), while the Lions will meet yearly with Big Ten East Division opponents Indiana, Maryland, Michigan, Michigan State, Ohio State and Rutgers.
- Fifteen of the 20 programs are currently members of NCAA Division I FBS. Bucknell, Lehigh and Penn are in NCAA Division I FCS, while Gettysburg and Lebanon Valley are Division III programs.

Team	Meetings	Record
<b>Pitt</b>	<b>98</b>	<b>51-43-4</b>
Syracuse	71	43-23-5
West Virginia	59	48-9-2
Penn ^	47	18-25-4
Temple	45	40-4-1
<b>Maryland *</b>	<b>40</b>	<b>37-2-1</b>
Bucknell ^	38	28-10
Navy	38	19-17-2
<b>Ohio State *</b>	<b>32</b>	<b>14-18</b>
<b>Michigan State *</b>	<b>31</b>	<b>15-15-1</b>
Gettysburg ^	28	27-0-1
<b>Rutgers *</b>	<b>27</b>	<b>25-2</b>
Army	26	14-10-2
<b>Iowa *</b>	<b>26</b>	<b>15-12</b>
Boston College	24	20-4
Lehigh ^	23	16-6-1
Illinois *	22	18-5
<b>Indiana *</b>	<b>21</b>	<b>20-1</b>
Lebanon Valley ^	20	20-0
<b>Michigan *</b>	<b>20</b>	<b>7-13</b>

\* - Current Big Ten team | ^ - Current Non-FBS university

HOME SWEET HOME

With a 282-72 all-time record in Beaver Stadium, PSU owns the eighth-best winning percentage (.797) in its current home venue amongst current FBS schools and leads the Big Ten. Only Alabama (.825) and Oklahoma (.810) have higher winning percentages in facilities older than Beaver Stadium.

School	Stadium Name (Opened)	Rec	Win %
1. Colorado State	Hughes Stadium (2017)	2-0	1.000
2. Ga. Southern	Paulson Stadium (1984)	186-36	.838
3. Marshall	Joan C. Edwards Stadium (1991)	153-30	.836
4. Houston	TDECU Stadium (2014)	19-4	.8261
5. Boise State	Albertsons Stadium (1970)	256-54	.8258
6. Alabama	Bryant-Denny Stadium (1929)	255-53-3	.8248
7. Oklahoma	Gaylord Family-Oklahoma Memorial Stadium (1923)	387-85-15	.810
<b>8. Penn State</b>	<b>Beaver Stadium (1960)</b>	<b>282-72</b>	<b>.797</b>
9. Auburn	Jordan-Hare Stadium (1939)	315-81-7	.790
10. Ohio State	Ohio Stadium (1922)	432-112-20	.784
11. Tennessee	Neyland Stadium (1921)	462-125-17	.779

HISTORIC CONCLUSION

- **Trace McSorley** hit **Juwan Johnson** for a 7-yard touchdown strike as time expired for a win at Iowa. The "walk-off" play from scrimmage with no time remaining is believed to be a program first.
- The Nittany Lions only other touchdown with no time left came in 1929 against Lafayette. Known as "The Great Punt Return" in Lou Prato's *Penn State Football Encyclopedia*, Lafayette elected to punt on third down with 15 seconds remaining and a 3-0 lead. Cooper French fielded the punt at the Penn State 40, but pitched it back to Frank Diedrich as defenders encircled him. Diedrich returned the punt for a game-winning touchdown, and the Homecoming crowd of 15,000 stormed the field in celebration, preventing him from attempting the extra point.
- Penn State's victory at Iowa is the first as time expired in regulation since Sam Ficken connected on a field goal against UCF in the Croke Park Classic in 2014.
- The play at Iowa also marked the first time that Penn State won on a touchdown in the final moments since Bobby Engram had a touchdown catch with eight seconds left against Michigan State in 1995.
- Other notable final-second touchdowns in Penn State history include Kirk Bowman's touchdown catch with four seconds left for a 27-24 win over Nebraska in 1982 and Chuck Burkhardt's touchdown run and ensuing two-point conversion with eight seconds left for a 15-14 win in the 1969 Orange Bowl over Kansas.

WINNING WAYS

- Penn State is one of eight FBS teams to have posted winning records each of the last 12 years (Wisconsin, Virginia Tech, Boise State, Oklahoma, USC, Florida State, LSU).
- Penn State's nine-game winning streak last season was its longest overall since doing the same in 2008. Penn State has not won 10-straight games in a single-season since going 12-0 in 1994.
- Before 2016, the 2009 season marked the last time Penn State earned double-digit wins in a single season.
- The Lions posted their 16th 11-win season overall last year. It marked the sixth time in the Big Ten era that Penn State had reached at least 11 wins:

11-Plus Win Seasons (Big Ten era)	
1994	12-0
1996	11-2
2005	11-1
2008	11-2
2009	11-2
2016	11-3

BIG ANNOUNCES 2020 & 2021 SCHEDULES

- Penn State hosts five conference games in 2020 and four in 2021.
- The 2020 Big Ten schedule opens Sept. 26 against Northwestern, followed by a road trip to Michigan Oct. 3. Following a bye week, the Nittany Lions host Iowa (Oct. 17) and Ohio State (Oct. 24) in back-to-back weeks before hitting the road for a pair of games at Indiana (Oct. 31) and Nebraska (Nov. 7). Rounding out the 2020 Big Ten slate are home games against Michigan State (Nov. 14) and Maryland (Nov. 21) with the regular-season finale at Rutgers (Nov. 28).
- In 2021, Penn State plays its first two conference games on the road at Wisconsin (Sept. 4) and Iowa (Oct. 9). The Nittany Lions return to Beaver Stadium to meet Illinois (Oct. 16) before a trip to Michigan State (Oct. 23). The remaining conference home games feature Indiana (Oct. 30), Michigan (Nov. 13) and the regular-season finale against Rutgers (Nov. 27), while the remaining conference road schedule includes trips to Maryland (Nov. 6) and Ohio State (Nov. 20).
- Previously, Penn State announced non-conference matchups at Virginia Tech (Sept. 12, 2020) and vs. Ball State (Sept. 11, 2021) and Auburn (Sept. 18, 2012).

See Future Schedules on Page 17

FUTURE SCHEDULES

2018 Schedule

Sept. 1	..... APPALACHIAN STATE
Sept. 8	..... at Pittsburgh
Sept. 15	..... KENT STATE
Sept. 22	..... at Illinois *
Sept. 29	..... OHIO STATE *
Oct. 13	..... MICHIGAN STATE *
Oct. 20	..... at Indiana *
Oct. 27	..... IOWA *
Nov. 3	..... at Michigan *
Nov. 10	..... WISCONSIN *
Nov. 17	..... at Rutgers *
Nov. 24	..... MARYLAND *

2019 Schedule

Aug. 31	..... IDAHO
Sept. 7	..... BUFFALO
Sept. 14	..... PITTSBURGH
Sept. 28	..... at Maryland*
Oct. 5	..... PURDUE*
Oct. 12	..... at Iowa*
Oct. 19	..... MICHIGAN*
Oct. 26	..... at Michigan State*
Nov. 9	..... at Minnesota*
Nov. 16	..... INDIANA*
Nov. 23	..... at Ohio State*
Nov. 30	..... RUTGERS*

2020 Schedule

Sept. 12	..... at Virginia Tech
Sept. 26	..... Northwestern *
Oct. 3	..... at Michigan *
Oct. 17	..... Iowa *
Oct. 24	..... Ohio State *
Oct. 31	..... at Indiana *
Nov. 7	..... at Nebraska *
Nov. 14	..... Michigan State *
Nov. 21	..... Maryland *
Nov. 28	..... at Rutgers *

Two non-conference games to be scheduled

2021 Schedule

Sept. 4	..... at Wisconsin *
Sept. 11	..... Ball State
Sept. 18	..... Auburn
Oct. 9	..... at Iowa *
Oct. 16	..... Illinois *
Oct. 23	..... at Michigan State *
Oct. 30	..... Indiana *
Nov. 6	..... at Maryland *
Nov. 13	..... Michigan *
Nov. 20	..... at Ohio State *
Nov. 27	..... Rutgers *

One non-conference game to be scheduled

Future Non-Conference Games

Sept. 17, 2022	..... at Auburn
Sept. 7, 2023	..... WEST VIRGINIA
Aug. 31, 2024	..... at West Virginia
Sept. 6, 2025	..... VIRGINIA TECH



**PRESEASON HONORS**

**MARCUS ALLEN, SAFETY**

*Watch Lists*

Bednarik Award (Defensive Player of the Year)  
 Jim Thorpe Award (Top DB)  
 Lott IMPACT Trophy (Top defensive player on and off the field)  
 Nagurski Trophy (Defensive Player of the Year)

*All-America*

Athlon Sports Preseason All-America Third Team  
 Pro Football Focus Preseason All-America Third Team  
 Sporting News Preseason All-America First Team

**SAQUON BARKLEY, RUNNING BACK**

Big Ten Preseason Honors

*Watch Lists*

Doak Walker Award (Top RB)  
 Maxwell Award (National Player of the Year)  
 Walter Camp Award (National Player of the Year)

*All-America*

Associated Press Preseason All-America First Team  
 Athlon Sports Preseason All-America First Team  
 Bleacher Report Preseason All-America  
 ESPN Preseason All-America  
 Lindy's Preseason All-America First Team  
 Pro Football Focus Preseason All-America First Team  
 Sporting News Preseason All-America First Team  
 Sports Illustrated Preseason All-America First Team  
 Sports Illustrated No. 5 FBS Player  
 Sports Illustrated "Feldman Freaks" No. 1  
 Street & Smith's Preseason All-America First Team  
 USA Today Preseason All-America First Team

**JASON CABINDA, LINEBACKER**

Bednarik Award (Defensive Player of the Year)  
 Butkus Award (Top LB)  
 Lott IMPACT Trophy (Top defensive player on and off the field)  
 Nagurski Trophy (Defensive Player of the Year)

**TYLER DAVIS, KICKER**

Lou Groza Award Watch List (Top PK)  
 Sporting News Preseason All-America Second Team

**JAMES FRANKLIN, HEAD COACH**

Bobby Dodd Trophy Watch List (Top Coach)

**MIKE GESICKI, TIGHT END**

Mackey Award Watch List (Top TE)  
 Associated Press Preseason All-America First Team  
 Athlon Sports Preseason All-America Second Team  
 Lindy's Preseason All-America First Team  
 Sporting News Preseason All-America First Team  
 Sports Illustrated Preseason All-America Second Team  
 Street & Smith's Preseason All-America First Team  
 USA Today Preseason All-America First Team

**BLAKE GILLIKIN, PUNTER**

Ray Guy Award Watch List (Top P)

**TRACE McSORLEY, QUARTERBACK**

Big Ten Preseason Honors  
 Davey O'Brien Award (Top QB)  
 Johnny Unitas Golden Arm Award (Top QB on and off field)  
 Manning Award (Top QB, including bowl game)  
 Maxwell Award (National Player of the Year)  
 Walter Camp Award (National Player of the Year)  
 Wuerffel Trophy (Community Service)

**BRANDON SMITH, LINEBACKER**

Allstate AFCA Good Works Team Nominee

**LIONS UNDER THE LIGHTS**

- The 2017 season marks the 17th straight with at least one regular season night game on the schedule, and the 10th since 2000 with multiple night games in the same season.
- After defeating Iowa in a primetime thriller, Penn State has won its last six night games, dating back to a 4-0 mark last season, and six of their last seven dating back to 2015.
- Penn State is played consecutive night games for the first time since 2014 (at Michigan; vs. Ohio State) after battling Georgia State and Iowa under the lights in consecutive weeks.
- Penn State has the potential to play more primetime regular season games this season as four of the nine remaining game times are to be determined.
- Penn State is 48-29 at night all-time. The figure breaks down to 13-10 at home, 22-12 on the road and 13-7 in neutral site games. Penn State is 1-1 at regular season neutral sites, 11-6 in bowl games and 1-0 in conference championship games.
- The Georgia State game was the Nittany Lions first non-conference matchup under the lights since hosting UCF Sept. 14, 2013.
- The Lions' night games since 2000 include: Iowa and Georgia State (2017); Ohio State, Iowa, Rutgers and Wisconsin (2016); Ohio State and Rutgers (2015); Boston College (Pinstripe Bowl), Ohio State, Michigan and Rutgers (2014); Ohio State, Michigan and UCF (2013); Iowa and Ohio State (2012); Northwestern (2011); Alabama, Iowa and Michigan (2010); Iowa (2009); Illinois, Wisconsin and Ohio State (2008); Notre Dame, Ohio State and Texas A&M (2007); Michigan (2006); Illinois, Ohio State and Florida State (2005); Minnesota and Boston College (2004); Nebraska (2002 and '03), Miami (Fla.) (2001) and Indiana (2000).
- On Oct. 12, 2013, the Nittany Lions claimed the longest game in Big Ten history when they edged Michigan under the lights, 43-40, in front of a sellout Beaver Stadium crowd of 107,844 on Homecoming.

**TAKING ON THE NEIGHBORS**

- For the fourth consecutive year, Penn State is playing at least four FBS teams that are within a 250-mile drive (based on Google Maps from stadium to stadium).
- Penn State went 4-1 against its neighbors last season and is off to a 2-0 start this season with season-opening wins over Akron and Pitt.
- The only nearby FBS team Penn State has not played since 2012 is West Virginia, but the Mountaineers are on Penn State's schedule in 2023 and 2024.
- The last time Penn State did not play any of its nearest neighbors was 2005.
- Since joining the Big Ten in 1993, Penn State is 42-4 against FBS teams within 250 miles.
- All-time, Penn State is 288-111-17 against its current FBS regional foes.
- Penn State will play four nearby teams in each of the next two seasons.

Distance	Team	Last Played	Result
<b>139 Miles</b>	<b>Pittsburgh</b>	<b>Sept. 9, 2017</b>	<b>W, 33-14</b>
181 Miles	West Virginia	Oct. 24, 1992	W, 40-26
198 Miles	Temple	Sept. 17, 2016	W, 34-27
198 Miles	Navy	Sept. 15, 2012	W, 34-7
<b>199 Miles</b>	<b>Maryland</b>	<b>Oct. 8, 2016</b>	<b>W, 38-14</b>
204 Miles	Buffalo	Sept. 12, 2015	W, 27-14
205 Miles	Kent State	Sept. 4, 2016	W, 33-13
<b>215 Miles</b>	<b>Akron</b>	<b>Sept. 2, 2017</b>	<b>W, 52-0</b>
<b>224 Miles</b>	<b>Rutgers</b>	<b>Nov. 19, 2016</b>	<b>W, 39-0</b>
230 Miles	Syracuse	Aug. 31, 2013	W, 23-17
250 Miles	Army	Oct. 3, 2015	W, 20-14

**Bold italics indicates 2017 opponent**

**RUTGERS IS HOMECOMING FOE**

- When the alumni return to Happy Valley for the 2017 Homecoming game, the Penn State faithful will cheer their Nittany Lions against Rutgers.
- The Scarlet Knights will provide the opponent for the 2017 Homecoming contest on Nov. 11 at noon.
- This is the third time that Penn State will meet Rutgers in a Homecoming game. The Nittany Lions defeated the Scarlet Knights in 1987 (35-21) and 1991 (37-17) in Homecoming contests.
- Penn State owns a 70-22-5 record all-time on Homecoming, including wins in 10 of its last 12 games.

**SEATS FOR SERVICEMEMBERS**

- Active duty, guard and reserve military, veterans, and fallen and Gold Star families able to apply online for complimentary-donated tickets to the Penn State-Rutgers game on Saturday, Nov. 11 as part of the Seats for Servicemembers program at Penn State's Military Appreciation Week.
- In its sixth year, the program honors the commitment and sacrifices of veterans, families and loved ones by providing tickets at no cost to active and retired Servicemembers, as well as a complimentary pregame tailgate at the Bryce Jordan Center. Penn State supporters, alumni, and business donations have graciously made this possible.
- Thanks to the generosity of Penn State supporters, tickets are now available for military members and veterans, their families and loved ones to request on a first-come, first-served basis to the Nov. 11 game.
- All active duty, Guard and Reserve military, veterans, and Fallen and Gold Star families are eligible to redeem one complimentary ticket for themselves and up to three additional complimentary seats for immediate family members. Additionally, all qualifying individuals are eligible to request up to five additional tickets for a discounted rate of just \$35 per person. There will be 7,500 tickets available to be distributed -- all sign-ups are simply requests until confirmed via email by Penn State Athletics.
- There will be a number of events occurring throughout the week, as part of Penn State's Military Appreciation Week, kicked off by the home football game against Rutgers. On Sunday, November 12, Penn State men's basketball and Lady Lion basketball will be honoring Servicemembers throughout their doubleheader. The Lady Lions take on Drexel, while men's basketball is slated to play Fairleigh Dickinson. Military can request a \$10 ticket per person, which includes admission into both games! Game times are TBD.
- Supporters can still purchase Seats for Servicemembers tickets that will be distributed to military by visiting [GoPSUsports.com/militaryappreciation](http://GoPSUsports.com/militaryappreciation) or by calling 1-800-NITTANY, Monday -- Friday between 8 a.m. and 5 p.m. Tickets for the Seats for Servicemembers program are only \$35 per Servicemember.
- Active duty, guard and reserve military, veterans, and fallen and Gold Star families who already have game tickets for the Nov. 11 game against Rutgers, they are encouraged to attend the pre-game tailgate at the Bryce Jordan Center. The event will require a ticket for admission, please call 1-800-NITTANY to request one.

**PRESEASON ALL-AMERICANS**

- RB **Saquon Barkley** and TE **Mike Gesicki** were both selected to the Preseason Associated Press All-America team.
  - Barkley is also a preseason first-team All-American for ESPN, *USA Today*, *Sporting News*, *Lindy's*, *Street & Smith* and *Athlon Sports*. Additionally, he was named the #5 player in FBS by SI.com and earned the #1 spot on Sports Illustrated's "Feldman's Freaks" list heading into the 2017 campaign.
  - Gesicki was also a preseason All-American according to *Athlon*, *Street & Smith's*, *Lindy's* and *Sporting News*.
  - Additionally, S **Marcus Allen** drew first-team preseason All-America recognition from *Sporting News* and third team honors from *Athlon Sports* and *Pro Football Focus*.
- See Preseason Honors on Page 18**



**B1G PRESEASON HONORS**

- RB **Saquon Barkey** and QB **Trace McSorley** are among the 10 players (five from the East Division) named to the Big Ten preseason honors list, as selected by the conference's media members.
- Barkey led the Big Ten and was fifth in the FBS in total touchdowns (22) and was tops in the conference and 21st nationally in all-purpose yards (140.86 ypg). The junior back was second in the conference and 24th nationally with 106.9 rushing yards per game.
- McSorley was also a second-team All-Big Ten choice by the conference's coaches and media, while also being named the Big Ten's Breakout Player of the Year by Athlon Sports and the Maxwell Football Club's Bryan Westbrook Tri-State Player of the Year. He earned the Grange-Griffin Most Valuable Player award as MVP of the Big Ten Championship game after throwing for a Big Ten Championship game-record 384 yards and four touchdowns.

**BIG TEN PRESEASON HONOREES****EAST DIVISION**

Tegray Scales, Sr., LB, IND  
 J.T. Barrett, Sr., QB, OSU  
 Tyquan Lewis, Sr., DE, OSU  
**Saquon Barkey, Jr., RB, PSU**  
**Trace McSorley, Sr., QB, PSU**

**WEST DIVISION**

Josey Jewell, Sr., LB, IOWA  
 Goodwin Igwebuike, Sr., S, NU  
 Justin Jackson, Sr., RB, NU  
 Jack Cichy, Sr., LB, WIS  
 Troy Fumagalli, Sr., TE, WIS

See Preseason Honors on Page 18

**PENN STATE NUMBER CHANGES**

- Three Nittany Lions are wearing new numbers in 2017, including **Cam Brown** (6), **Steven Gonzalez** (74) and **Shaka Toney** (18).
- **Shareef Miller** (48) wore No. 19 for two games (at Iowa, vs. Indiana) to honor teammate **Torrence Brown**, who was injured in the Georgia State game.

**NITTANY LION POSITION CHANGES**

- Among the Penn State players who played new positions heading into the fall are: **Will Blair** (S to LB) **Josh McPhearson** (WR to RB), **Jarvis Miller** (S to LB) and **Jonathan Thomas** (LB to RB).

**OVERTIME OVER TIME**

- College football introduced overtime during the bowl season in 1995 and adopted it for regular season games in 1996.
- Since then, Penn State has played 12 overtime games, including six over the 2012-14 seasons. Eight of the 12 overtime tilts have come at home, two in true road games, one in the 2006 Orange Bowl and one in the 2014 Pinstripe Bowl.
- Penn State is 7-5 all-time in overtime games, with a 4-4 record at Beaver Stadium, 1-1 mark in true road games and 2-0 ledger at a neutral site.
- Most recently, Penn State defeated Minnesota, 29-26, on Oct. 1, 2016. After Minnesota kicked a field goal on its first possession, Penn State running back **Saquon Barkey** rushed 25 yards for a touchdown on the Nittany Lions first offensive play.
- It was the sixth OT game at Beaver Stadium since the start of the 2012 season. PSU is 4-2 in those games.
- Penn State's first two overtime contests came vs. Iowa in 2000 and 2002 at home. The Nittany Lions dropped their first three contests that went to the extra period, but won five straight overtime contests before falling to Nebraska on Nov. 23, 2013.
- Penn State's all-time overtime games:

Date	Opponent	Score
11/4/00	IOWA (2OT)	L, 23-26
9/28/02	IOWA	L, 35-42
10/12/02	at Michigan	L, 24-27
1/3/06	vs. Florida State (3OT) <sup>1</sup>	W, 26-23
10/7/06	at Minnesota	W, 28-27
11/24/12	WISCONSIN	W, 24-21
10/12/13	MICHIGAN (4OT)	W, 43-40
11/2/13	ILLINOIS	W, 24-17
11/23/13	NEBRASKA	L, 20-23
10/25/14	OHIO STATE (2OT)	L, 24-31
12/27/14	vs. Boston College <sup>2</sup>	W, 31-30
10/2/16	MINNESOTA	W, 29-26

<sup>1</sup> - Orange Bowl; <sup>2</sup> - Pinstripe Bowl.

**NITTANY GREATS****DUO ON BALLOT FOR 2018 COLLEGE FOOTBALL HALL OF FAME CLASS**

- First-team All-Americans Kerry Collins and Steve Wisniewski have been selected for the national ballot for the National Football Foundation's College Hall of Fame's Class of 2018. A total of 75 players and six coaches from FBS are on the 2018 ballot.
- They have an opportunity to join 18 former Nittany Lion players and five Penn State coaches who have been inducted into the Hall.
- Also on the ballot is former Nittany Lion student-athlete Glenn Killinger, who is among the candidates for the divisional coach Class of 2018. Killinger was inducted into the Hall of Fame as a player in 1966.
- To be eligible for the Hall of Fame ballot, players must have been named a first-team All-America by a major/national selector as recognized and utilized by the NCAA for their consensus All-America teams; played their last year of intercollegiate football at least 10 years prior to nomination; played within the last 50 years and cannot be currently playing professional football. Once nominated for consideration, all player candidates are submitted to one of eight District Screening Committees, which conducts a vote to determine who will appear on the ballot and represent their respective districts.
- Linebacker Shane Conlan was the most recent Penn State player inductee, entering the Hall in 2014, while running back Curt Warner was enshrined in the Hall of Fame in 2010.
- The announcement of the 2018 class will be made Monday, Jan. 8, 2018, in Atlanta. The city is serving as the host for the CFP National Championship, which will be played later that day at Mercedes-Benz Stadium.
- The Jan. 8 announcement will be televised live, and specific viewing information will be available as the date draws near.
- Collins helped Penn State earn a 40-9 record from 1991-94 and was instrumental in the Nittany Lions earning a 22-2 overall mark (14-2 conference) during their first two years in the Big Ten Conference. The recipient of the 1994 Maxwell Award as the National Player of the Year, he helped Penn State win three New Year's Day bowl games: the 1992 Fiesta, 1994 Citrus and 1995 Rose Bowls.
- Wisniewski was a three-year starter at guard for the Nittany Lions who would go on to become an All-Pro lineman in the NFL. He was one of two sophomores to start on the 1986 National Championship team and he opened holes for two first-team All-America running backs, Blair Thomas (1987) and D.J. Dozier (1986). One of just four Penn State offensive linemen to earn a pair of first-team All-America honors, he was recognized in 1988 by the American Football Coaches (AFCA) and repeated All-America accolades from Sporting News. A 1988 team captain, Wisniewski is one of just two offensive linemen to earn Penn State's team MVP honor since its creation in 1978.
- From Harrisburg, Killinger was a Walter Camp All-American at quarterback for the Nittany Lions in 1921. He coached at Dickinson (1922), Rensselaer (1927-32), Moravian (1933) and West Chester (1934-41, 45-59). Killinger is the winningest coach in West Chester history and is a member of the Pennsylvania Sports Hall of Fame. He died in 1988.



DEPTH CHART

OFFENSE

Wide Receiver (X)

84 Juwan Johnson (6-4, 226, Jr./So.)  
 11 Irvin Charles (6-4, 217, Jr./So.)  
 87 Dae'Lun Darien (6-4, 210, So./Fr.)

Tight End

88 Mike Gesicki (6-6, 250, Sr./Sr.)  
 18 Jonathan Holland (6-4, 248, Jr./So.)  
 89 Tom Pancoast (6-3, 242, 5th/Sr.)

Left Tackle

52 Ryan Bates (6-4, 312, Jr./So.)  
 71 Will Fries (6-6, 305, So./Fr.)  
 76 Sterling Jenkins (6-8, 336, Jr./So.)

Left Guard

74 Steven Gonzalez (6-4, 341, Jr./So.)  
 73 Mike Miranda (6-3, 303, Jr./Fr.)  
 61 C.J. Thorpe (6-3, 329, Fr./Fr.)

Center

66 Connor McGovern (6-5, 312, So./So.)  
 64 Zach Simpson (6-3, 301, Jr./So.)  
 73 Mike Miranda (6-3, 303, Fr./Fr.)

Right Guard

70 Brendan Mahon (6-4, 318, 5th/Sr.)  
 62 Michal Menet (6-4, 301, So./Fr.)  
 79 Charlie Shuman (6-8, 316, Sr./Jr.)

Right Tackle

77 Chasz Wright (6-7, 358, Sr./Jr.) **OR**  
 59 Andrew Nelson (6-6, 305, Gr./Sr.)  
 51 Alex Gellerstedt (6-6, 304, So./Fr.)

Wide Receiver (H)

5 DaeSean Hamilton (6-1, 206, Gr./Sr.)  
 10 Brandon Polk (5-9, 175, Jr./So.)  
 1 KJ Hamler (5-9, 172, Fr./Fr.)

Wide Receiver (Z)

3 DeAndre Thompkins (5-11, 187, Sr./Jr.)  
 13 Saeed Blacknall (6-3, 217, Sr./Sr.)  
 12 Mac Hippenhammer (5-11, 178, Fr./Fr.)

Quarterback

9 Trace McSorley (6-0, 195, Sr./Jr.)  
 2 Tommy Stevens (6-5, 228, Jr./So.)  
 14 Sean Clifford (6-2, 210, Fr./Fr.)

Running Back

26 Saquon Barkley (5-11, 230, Jr./Jr.)  
 6 Andre Robinson (5-9, 223, Jr./So.) **OR**  
 24 Miles Sanders (5-11, 215, So./So.) **OR**  
 8 Mark Allen (5-6, 180, Sr./Jr.)

DEFENSE

Defensive End

48 Shareef Miller (6-5, 257, Jr./So.)  
 34 Shane Simmons (6-3, 250, So./Fr.)  
 46 Colin Castagna (6-4, 257, Jr./Jr.)

Defensive Tackle

52 Curtis Cothran (6-5, 301, Gr./Sr.)  
 30 Kevin Givens (6-1, 287, Jr./So.)  
 42 Ellison Jordan (6-0, 293, So./Fr.) **OR**  
 55 Antonio Shelton (6-2, 302, So./Fr.)

Defensive Tackle

41 Parker Cothren (6-4, 304, Gr./Sr.)  
 54 Robert Windsor (6-4, 303, Jr./So.) **OR**  
 56 Tyrell Chavis (6-3, 308, Sr./Sr.)

Defensive End

97 Ryan Buchholz (6-6, 275, Jr./So.)  
 18 Shaka Toney (6-3, 233, So./Fr.)  
 99 Yetur Gross-Matos (6-5, 248, Fr./Fr.)

Will Linebacker

43 Manny Bowen (6-1, 226, Jr./Jr.)  
 6 Cam Brown (6-5, 227, So./So.)

Middle Linebacker

40 Jason Cabinda (6-1, 234, Sr./Sr.)  
 47 Brandon Smith (6-0, 231, Gr./Sr.)

Sam Linebacker

7 Koa Farmer (6-1, 237, Sr./Jr.)  
 9 Jarvis Miller (6-2, 222, Jr./So.)

Boundary Cornerback

1 Christian Campbell (6-1, 194, Sr./Sr.)  
 5 Tariq Castro-Fields (6-0, 185, Fr./Fr.)  
 38 Lamont Wade (5-9, 196, Fr./Fr.)

Free Safety

2 Marcus Allen (6-2, 207, Sr./Sr.)  
 4 Nick Scott (5-11, 199, Sr./Jr.)

Strong Safety

28 Troy Apke (6-1, 198, Sr./Sr.)  
 23 Ayron Monroe (5-11, 207, Jr./So.)  
 17 Garrett Taylor (6-0, 197, Jr./So.)

Field Cornerback

15 Grant Haley (5-9, 190, Sr./Sr.)  
 21 Amani Oruwariye (6-1, 209, Sr./Jr.)  
 14 Zech McPhearson (5-11, 182, So./Fr.)

SPECIAL TEAMS

Punter

93 Blake Gillikin (6-2, 195, So./So.)  
 92 Daniel Pasquariello (6-1, 201, Sr./Sr.)  
 97 Carson Landis (6-2, 198, Fr./Fr.)

Kicker

95 Tyler Davis (5-11, 183, 5th/Sr.)  
 90 Alex Barbir (5-9, 193, So./Fr.)  
 97 Carson Landis (6-2, 198, Fr./Fr.)

Holder

16 Billy Fessler (5-11, 181, Sr./Jr.)  
 92 Daniel Pasquariello (6-1, 201, Sr./Sr.)  
 93 Blake Gillikin (6-2, 195, So./So.)

Long Snapper

96 Kyle Vasey (6-2, 234, Sr./Jr.)  
 36 Jan Johnson (6-2, 234, Jr./So.)  
 94 Joe Calcagno (6-0, 253, Fr./Fr.)

Kickoff Returners

26 Saquon Barkley (5-11, 230, Jr./Jr.)  
 24 Miles Sanders (5-11, 215, So./So.)  
 10 Brandon Polk (5-9, 175, Jr./So.)

Punt Returners

3 DeAndre Thompkins (5-11, 187, Sr./Jr.)  
 8 Mark Allen (5-6, 180, Sr./Jr.)  
 28 Troy Apke (6-1, 198, Sr./Sr.)

PRONUNCIATIONS

Troy Apke . . . . . Troy App-KEY  
 Saquon Barkley . . . . . SAY-kwon Barkley  
 Saeed Blacknall . . . . . Sah-eed Black-NALL  
 Ryan Buchholz . . . . . Ryan BUCK-holez  
 Colin Castagna . . . . . Colin CAST-on-yah (like lasagna)  
 Tariq Castro-Fields . . . . . TUH-reek Castro-Fields  
 Tyrell Chavis . . . . . TIE-rell CHAY-viss  
 Curtis Cothran . . . . . Curtis CAW-thren  
 Parker Cothren . . . . . Parker CAW-thren  
 Dae'Lun Darien . . . . . DAY-lawn Darien  
 Yetur Gross-Matos . . . . . YEE-tore Gross-Mah-tose  
 Brelin Faison-Walden . . . . . BREY-lynn FACE-in Walden  
 Koa Farmer . . . . . CO-uh Farmer  
 Will Fries . . . . . Will FRY-z  
 Mike Gesicki . . . . . Mike Guh-sick-E  
 DaeSean Hamilton . . . . . DAY-shawn Hamilton  
 Fred Hansard . . . . . Hann-SARD  
 Brendan Mahon . . . . . Brendan MANN  
 Zech McPhearson . . . . . Zack McPhearson  
 Michael Menet . . . . . Michael men-NET  
 Ayron Monroe . . . . . AIR-en Monroe  
 Amani Oruwariye . . . . . UH-monn-E O-rue-waar-ee-A  
 Daniel Pasquariello . . . . . Daniel pass-KAH-relo  
 Kyle Vasey . . . . . VAY-see  
 Chris Welde . . . . . Chris WELL-dee  
 Jake Zembiec . . . . . Jake ZEM-beck

ASSISTANT COACHES



**Brent Pry**  
 Assoc. Head Coach/  
 Def. Coord./LBs  
 Field



**Joe Moorhead**  
 Off. Coord./  
 Quarterbacks  
 Field



**Charles Huff**  
 Special Teams Coord./  
 Running Backs  
 Field



**Tim Banks**  
 Co-Def. Coord./  
 Safeties  
 Booth



**Josh Gattis**  
 Asst. Special Teams  
 Coord./Wide Receivers  
 Field



**Matt Limegrover**  
 Offensive Line  
 Field



**Ricky Rahne**  
 Pass Game Coord./  
 Tight Ends  
 Booth



**Terry M. Smith**  
 Asst. Head Coach/  
 Cornerbacks  
 Field



**Sean Spencer**  
 Run Game Coord./  
 Defensive Line  
 Field





## NUMERICAL ROSTER

NO.	NAME	POS.	CL./EL.	HT.	WT.	HIGH SCHOOL/COACH	HOMETOWN
1	Campbell, Christian ***	CB	Sr./Sr.	6-1	194	Central/Woodrow Lowe	Phenix City, Ala.
1	Hamler, KJ	WR	Fr./Fr.	5-9	172	IMG Academy (Fla.)/Kevin Wright	Pontiac, Mich.
2	Allen, Marcus ***	S	Sr./Sr.	6-2	207	Dr. Henry A. Wise, Jr./Dalawn Parrish	Upper Marlboro, Md.
2	Stevens, Tommy	QB	Jr./So.	6-5	228	Decatur Central/Justin Dixon	Indianapolis, Ind.
3	Johnson, Donovan	CB	Fr./Fr.	5-9	180	Cass Tech/Thomas Wilcher	Detroit, Mich.
3	Thompkins, DeAndre **	WR	Sr./Jr.	5-11	187	Swansboro/Tim Laspada	Hubert, N.C.
4	Scott, Nick **	S	Sr./Jr.	5-11	199	Fairfax/Kevin Simonds	Fairfax, Va.
5	Castro-Fields, Tariq	CB	Fr./Fr.	6-0	185	Riverdale Baptist School/Caesar Nettles	Upper Marlboro, Md.
5	Hamilton, DaeSean ***	WR	Gr./Sr.	6-1	206	Mountain View/Lou Sorrentino	Fredericksburg, Va.
6	Brown, Cam *	LB	So./So.	6-5	227	The Bullis School/Patrick Cilento	Burtonsville, Md.
6	Robinson, Andre	RB	Jr./So.	5-9	223	Bishop McDevitt/Jeff Weachter	Mechanicsburg, Pa.
7	Farmer, Koa **	LB	Sr./Jr.	6-1	237	Notre Dame/Kevin Rooney	Lake View Terrace, Calif.
7	Zembiec, Jake	QB	So./Fr.	6-3	219	Aquinas Institute/Chris Battaglia	Rochester, N.Y.
8	Allen, Mark *	RB	Sr./Jr.	5-6	180	DeMatha/Elijah Brooks	Hyattsville, Md.
9	McSorley, Trace **	QB	Sr./Jr.	6-0	195	Briar Woods/Charlie Pierce	Ashburn, Va.
9	Miller, Jarvis *	LB	Jr./So.	6-2	222	Windsor Locks/Suffield/East Granby/Jason Qua	Suffield, Conn.
10	Polk, Brandon *	WR	Jr./So.	5-9	175	Briar Woods/Charlie Pierce	Ashburn, Va.
11	Charles, Irvin *	WR	Jr./So.	6-4	217	Paul VI/John Doherty	Sicklerville, N.J.
12	Davis, Desi	CB	Sr./Jr.	5-11	181	Harrilton/Matthew Bahr	Ardmore, Pa.
12	Hippenhammer, Mac	WR	Fr./Fr.	5-11	178	R. Nelson Snider/Kurt Tippmann	Fort Wayne, Ind.
13	Blacknall, Saeed ***	WR	Sr./Sr.	6-3	217	Manalapan/Ed Gurrieri	Manalapan, N.J.
13	Brooks, Ellis	LB	Fr./Fr.	6-1	235	Benedictine College Prep/Greg Lily	Mechanicsville, Va.
14	Clifford, Sean	QB	Fr./Fr.	6-2	210	Saint Xavier/Steve Specht	Cincinnati, Ohio
14	McPhearson, Zech	CB	So./Fr.	5-11	182	Riverdale Baptist School/Caesar Nettles	Columbia, Md.
15	Haley, Grant ***	CB	Sr./Sr.	5-9	190	The Lovett School/Mike Muschamp	Atlanta, Ga.
15	Shuster, Michael	QB	So./Fr.	6-2	209	Camp Hill/Frank Gay	Camp Hill, Pa.
16	Fessler, Billy	QB	Sr./Jr.	5-11	181	Erie Cathedral Prep/Mike Mischler	Erie, Pa.
16	Petrishen, John	S	Jr./So.	6-0	211	Pittsburgh Central Catholic/Terry Totten	Lower Burrell, Pa.
17	Taylor, Garrett *	S	Jr./So.	6-0	197	Saint Christopher's/Lance Clelland	Richmond, Va.
18	Holland, Jonathan *	TE/H	Jr./So.	6-4	248	The Bullis School/Patrick Cilento	Brandywine, Md.
18	Toney, Shaka	DE	So./Fr.	6-3	233	Imhotep Charter/Albie Crosby	Philadelphia, Pa.
19	Brown, Torrence **	DE	Sr./Jr.	6-3	257	Tuscaloosa Academy/Robert Johnson	Tuscaloosa, Ala.
20	Butler, Jabari	CB	Jr./Jr.	5-11	181	Abilene Christian University/Ken Collums	Potomac, Md.
20	Thomas, Johnathan	RB	Sr./Jr.	5-11	216	St. John's Prep/Jim O'Leary	Peabody, Mass.
21	Oruwariye, Amani **	CB	Sr./Jr.	6-1	209	Gaither/Jason Stokes	Tampa, Fla.
23	Monroe, Ayron *	S	Jr./So.	5-11	207	Saint Johns College H.S./Joe Patterson	Largo, Md.
24	Brown, DJ	CB	Fr./Fr.	5-10	183	Creekside/Will Rogers	College Park, Ga.
24	Sanders, Miles *	RB	So./So.	5-11	215	Woodland Hills/George Novak	Pittsburgh, Pa.
25	Faison-Walden, Brelin	LB	Fr./Fr.	6-1	212	Grimsley/Darrel Brown	Greensboro, N.C.
26	Barkley, Saquon **	RB	Jr./Jr.	5-11	230	Whitehall/Brian Gilbert	Coplay, Pa.
26	Sutherland, Jonathan	S	Fr./Fr.	5-11	200	Episcopal (Va.)/Panos Voulgaris	Ottawa, Ontario, Canada
28	Apke, Troy ***	S	Sr./Sr.	6-1	198	Mount Lebanon/Mike Melnyk	Mt. Lebanon, Pa.
29	Reid, John **	CB	Jr./Jr.	5-10	187	St. Joseph's Prep (Pa.)/Gabe Infante	Mount Laurel, N.J.
30	Givens, Kevin *	DT	Jr./So.	6-1	287	Altoona Area/John Franco	Altoona, Pa.
31	Welde, Christopher	WR	Jr./So.	5-7	167	Council Rock North/Adam Collachi	Newtown, Pa.
32	Brown, Journey	RB	Fr./Fr.	5-11	200	Meadville/Ray Collins	Meadville, Pa.
32	Vallone, Mitchell	S	Sr./Sr.	5-9	201	Elk County Catholic/Travis Skrzypek	Johnsonburg, Pa.
33	Cooper, Jake **	LB	Jr./Jr.	6-1	234	Archbishop Wood/Steve Devlin	Doylestown, Pa.
34	Simmons, Shane	DE	So./Fr.	6-3	250	DeMatha/Elijah Brooks	Laurel, Md.
35	Neff, Justin	S	Fr./Fr.	6-1	187	Central Mountain/James Renninger	Mill Hall, Pa.
36	Johnson, Jan	LB	Jr./So.	6-2	234	Governor Mifflin/Dominic Vecchio	Mohnton, Pa.
37	Hartlaub, Drew	S	Fr./Fr.	5-11	180	South Western/Chris Heilman	Hanover, Pa.
38	Wade, Lamont	CB	Fr./Fr.	5-9	196	Clairton/Wayne Wade	Clairton, Pa.
39	Di Leo, Frank	LB	Jr./So.	5-9	222	Saint Ignatius College Prep/John O'Connor	Elmhurst, Ill.
39	McPhearson, Josh	RB	Sr./Sr.	5-10	197	Annapolis Area Christian/Ken Lucas	Columbia, Md.
40	Cabinda, Jason ***	LB	Sr./Sr.	6-1	234	Hunterdon Central/Matthew Perotti	Flemington, N.J.
40	Eury, Nick	RB	So./Fr.	5-9	207	Lake-Lehman/Jerry Gilsky	Shavertown, Pa.
41	Arcangelo, Joe	TE	Jr./So.	6-4	252	Abington Heights/Joe Repshis	Clarks Summit, Pa.
41	Cothren, Parker ***	DT	Gr./Sr.	6-4	304	Hazel Green/Matthew Putnam	Huntsville, Ala.
42	Jordan, Ellison	DT	So./Fr.	6-0	293	Gilman School/Biff Poggi	Upper Marlboro, Md.
43	Bowen, Manny **	LB	Jr./Jr.	6-1	226	Barneget/Rob Davis	Barneget, N.J.
44	Franklin, Brailyn	LB	Fr./Fr.	6-2	204	Battlefield (Va.)/Jared Van Acker	Arlington, Texas
45	DuMond, Joe	LB	So./So.	5-11	241	St. Joseph's Prep/Gabe Infante	Philadelphia, Pa.
46	Castagna, Colin	DE	Jr./Jr.	6-4	257	Barrington/Joe Sanchez	Barrington, Ill.
47	Blair, Will	LB	So./Fr.	5-11	219	Hempfield/Ron Zeiber	Lancaster, Pa.
47	Smith, Brandon *	LB	Gr./Sr.	6-0	231	Lewisburg/Jeremy Winn	Winfield, Pa.
48	Miller, Shareef *	DE	Jr./So.	6-5	257	George Washington/Ronald Cohen	Philadelphia, Pa.
49	Joseph, Daniel	DE	So./Fr.	6-3	250	Lake Forest Academy (Ill.)/Robin Bowkett	Brampton, Ontario, Canada
50	Chizmar, Max	LB	Fr./Fr.	6-2	221	Mars Area/Scott Heinauer	Mars, Pa.



## NUMERICAL ROSTER [CONT.]

NO.	NAME	POS.	CL./EL.	HT.	WT.	HIGH SCHOOL/COACH	HOMETOWN
51	Gellerstedt, Alex	OL	So./Fr.	6-6	304	Dublin Coffman/Mark Crabtree	Dublin, Ohio
51	Vranic, Jason	LB	Sr./Jr.	6-0	222	Erie C.C./Scott Pilkey	Wheatfield, N.Y.
52	Bates, Ryan *	OL	Jr./So.	6-4	312	Archbishop Wood/Steve Devlin	Warrington, Pa.
52	Cothran, Curtis **	DT	Gr./Sr.	6-5	301	Council Rock North/Adam Collachi	Newtown, Pa.
53	Hansard, Fred	DT	Fr./Fr.	6-3	310	The Hun School/Todd Smith	Burlington, N.J.
54	Windsor, Robert *	DT	Jr./So.	6-4	303	Fond Du Lac/Mike Gnewuch	Fond Du Lac, Wis.
55	Shelton, Antonio	DT	So./Fr.	6-2	302	Westerville-North/Rodger Elander	Westerville, Ohio
56	Chavis, Tyrell *	DT	Sr./Sr.	6-3	308	Nassau C.C./Joe Osovet	Richmond, Va.
58	Presta, Evan	DT	Fr./Fr.	6-3	266	Cathedral Prep/Mike Mischler	Erie, Pa.
59	Nelson, Andrew ***	OL	Gr./Sr.	6-6	305	Hershey/Mark Painter	Hershey, Pa.
61	Thorpe, C.J.	OL	Fr./Fr.	6-3	329	Central Catholic/Terry Totten	Glenshaw, Pa.
62	Menet, Michal	OL	So./Fr.	6-4	301	Exeter Township Senior/Matt Bauer	Birdsboro, Pa.
64	Simpson, Zach *	OL	Jr./So.	6-3	301	Holidaysburg Area/Homer DeLattre	Holidaysburg, Pa.
65	McCracken, Crae	OL	Fr./Fr.	6-2	280	Loyalsock Township/Justin Van Fleet	Williamsport, Pa.
66	McGovern, Connor *	OL	So./So.	6-5	312	Lake-Lehman/Jerry Gilsky	Larksville, Pa.
68	Kelly, Hunter	OL	So./Fr.	6-2	300	Neshaminy/Steve Wilmot	Langhorne, Pa.
70	Mahon, Brendan ***	OL	Sr./Sr.	6-4	318	Randolph/Joe Lusardi	Randolph, N.J.
71	Fries, Will	OL	So./Fr.	6-6	305	Cranford/Erik Rosenmeier	Cranford, N.J.
72	Martin, Robbie	OL	Fr./Fr.	6-4	284	Saint Joseph Regional/Augie Hoffmann	Sparta, N.J.
73	Miranda, Mike	OL	Fr./Fr.	6-3	303	Stow-Munroe Falls/Mark Nori	Stow, Ohio
74	Gonzalez, Steven *	OL	Jr./So.	6-4	341	Union City/Wil Valdez	Union City, N.J.
75	Holmes, Des	OL	Fr./Fr.	6-5	319	Cardinal O'Hara/BJ Hogan	Norristown, Pa.
76	Jenkins, Sterling	OL	Jr./So.	6-8	336	Baldwin/Pete Wagner	Pittsburgh, Pa.
77	Wright, Chasz **	OL	Sr./Jr.	6-7	358	Milford Academy/Bill Chaplick	Woodbridge, Va.
79	Shuman, Charlie	OL	Sr./Jr.	6-8	316	Pittsford Sutherland/Keith Molinich	Pittsford, N.Y.
80	Dalton, Danny	TE/H	So./Fr.	6-4	234	Marshfield/Lou Silva	Marshfield, Mass.
80	Weller, Justin	WR	Fr./Fr.	6-0	187	Wilson/Doug Dahms	Sinking Spring, Pa.
81	Sullivan-Brown, Cam	WR	Fr./Fr.	6-0	187	Saint Vincent Pallotti/Ian Thomas	Bowie, Md.
82	Shoop, Tyler	WR	Jr./So.	5-11	185	Father Ryan/Bruce Lussier	Nashville, Tenn.
83	Bowers, Nick	TE/H	Jr./So.	6-4	268	Kittanning Senior/Frank Fabian	Kittanning, Pa.
83	Hoensline, Alex	WR	Fr./Fr.	6-1	178	Central/Dave Baker	East Freedom, Pa.
84	Johnson, Juwan *	WR	Jr./So.	6-4	226	Glassboro/Mark Maccarone	Glassboro, N.J.
85	Lutz, Isaac	WR	So./Fr.	5-11	181	Berks Catholic/Rick Keeley	Reading, Pa.
86	Hodgens, Cody	WR	Gr./Sr.	5-7	173	Robinson/Mike DePue	Wesley Chapel, Fla.
87	Darien, Dae'Lun	WR	So./Fr.	6-4	210	Dunbar/Lawrence Smith	Baltimore, Md.
88	Gesicki, Mike ***	TE/H	Sr./Sr.	6-6	250	Southern Regional/Chuck Donahue	Manahawkin, N.J.
89	Maxwell, Colton	WR	So./Fr.	6-0	190	Northampton/Mark Scisly	Northampton, Pa.
89	Pancoast, Tom *	TE/H	Sr./Sr.	6-3	242	Unionville/Pat Clark	West Chester, Pa.
90	Barber, Damion	DE	Fr./Fr.	6-3	245	Harrisburg/Calvin Everett	Harrisburg, Pa.
90	Barbir, Alex	K	So./Fr.	5-9	193	South Forsyth/Jeff Arnette	Cumming, Ga.
91	Monk, Ryan	DT	Jr./So.	6-1	282	Dallas/Bob Zaruta	Dallas, Pa.
91	Stoll, Chris	SN	Fr./Fr.	6-2	251	St. Francis DeSales/Ryan Wiggins	Westerville, Ohio
92	Bolds, Corey	DT	Fr./Fr.	6-3	285	Paramus Catholic/Dan Sabella	Paterson, N.J.
92	Pasquariello, Daniel **	P	Gr./Sr.	6-1	201	Xavier College HS/--	Melbourne, Victoria, Australia
93	Gillikin, Blake *	P/K	So./So.	6-2	195	The Westminster Schools/Gerry Romberg	Smyrna, Ga.
94	Calcagno, Joe	SN	Fr./Fr.	6-0	253	Fenwick/Gene Nudo	Elmhurst, Ill.
95	Davis, Tyler **	K/P	Sr./Sr.	5-11	183	North/--	St. Charles, Ill.
96	Iyke, Immanuel	DT	Jr./So.	6-2	298	Parsippany Hills/Dave Albano	Hackettstown, N.J.
96	Vasey, Kyle	SN	Sr./Jr.	6-2	234	Wallenpaupack/Mark Watson	Hawley, Pa.
97	Buchholz, Ryan *	DE	Jr./So.	6-6	275	Great Valley/Dan Ellis	Malvern, Pa.
97	Landis, Carson	K/P	Fr./Fr.	6-2	198	Emmaus/Harold Fairclough	Macungie, Pa.
98	Vasey, Dan	DL/LS	Fr./Fr.	6-4	250	Wallenpaupack/Mark Watson	Lackawaxen, Pa.
98	Curry, Mike	LS	Jr./Jr.	6-0	230	Phillipsburg/Ryan Ditze	Phillipsburg, N.J.
99	Gross-Matos, Yetur	DE	Fr./Fr.	6-5	248	Chancellor/Bob Oliver	Spotsylvania, Va.
99	DeAngelis, Nick	K	Jr./Jr.	5-8	160	Ramsey/Vic Tribuzio	Ramsey, N.J.

\* - Letters won

^ - 5th-year senior





## ALPHABETICAL ROSTER

NO.	NAME	POS.	CL./EL.	HT.	WT.	HIGH SCHOOL/COACH	HOMETOWN
2	Allen, Marcus ***	S	Sr./Sr.	6-2	207	Dr. Henry A. Wise, Jr./Dalawn Parrish	Upper Marlboro, Md.
8	Allen, Mark *	RB	Sr./Jr.	5-6	180	DeMatha/Elijah Brooks	Hyattsville, Md.
28	Apke, Troy ***	S	Sr./Sr.	6-1	198	Mount Lebanon/Mike Melnyk	Mt. Lebanon, Pa.
41	Arcangelo, Joe	TE	Jr./So.	6-4	252	Abington Heights/Joe Repshis	Clarks Summit, Pa.
90	Barber, Damion	DE	Fr./Fr.	6-3	245	Harrisburg/Calvin Everett	Harrisburg, Pa.
90	Barbir, Alex	K	So./Fr.	5-9	193	South Forsyth/Jeff Arnette	Cumming, Ga.
26	Barkley, Saquon **	RB	Jr./Jr.	5-11	230	Whitehall/Brian Gilbert	Coplay, Pa.
52	Bates, Ryan *	OL	Jr./So.	6-4	312	Archbishop Wood/Steve Devlin	Warrington, Pa.
13	Blacknall, Saeed ***	WR	Sr./Sr.	6-3	217	Manalapan/Ed Gurrieri	Manalapan, N.J.
47	Blair, Will	LB	So./Fr.	5-11	219	Hempfield/Ron Zeiber	Lancaster, Pa.
92	Bolds, Corey	DT	Fr./Fr.	6-3	285	Paramus Catholic/Dan Sabella	Paterson, N.J.
43	Bowen, Manny **	LB	Jr./Jr.	6-1	226	Barneget/Rob Davis	Barneget, N.J.
83	Bowers, Nick	TE/H	Jr./So.	6-4	268	Kittanning Senior/Frank Fabian	Kittanning, Pa.
13	Brooks, Ellis	LB	Fr./Fr.	6-1	235	Benedictine College Prep/Greg Lilly	Mechanicsville, Va.
6	Brown, Cam *	LB	So./So.	6-5	227	The Bullis School/Patrick Cilento	Burtonsville, Md.
24	Brown, DJ	CB	Fr./Fr.	5-10	183	Creekside/Will Rogers	College Park, Ga.
32	Brown, Journey	RB	Fr./Fr.	5-11	200	Meadville/Ray Collins	Meadville, Pa.
19	Brown, Torrence **	DE	Sr./Jr.	6-3	257	Tuscaloosa Academy/Robert Johnson	Tuscaloosa, Ala.
97	Buchholz, Ryan *	DE	Jr./So.	6-6	275	Great Valley/Dan Ellis	Malvern, Pa.
20	Butler, Jabari	CB	Jr./Jr.	5-11	181	Abilene Christian University/Ken Collums	Potomac, Md.
40	Cabinda, Jason ***	LB	Sr./Sr.	6-1	234	Hunterdon Central/Matthew Perotti	Flemington, N.J.
94	Calcagno, Joe	SN	Fr./Fr.	6-0	253	Fenwick/Gene Nudo	Elmhurst, Ill.
1	Campbell, Christian ***	CB	Sr./Sr.	6-1	194	Central/Woodrow Lowe	Phenix City, Ala.
46	Castagna, Colin	DE	Jr./Jr.	6-4	257	Barrington/Joe Sanchez	Barrington, Ill.
5	Castro-Fields, Tariq	CB	Fr./Fr.	6-0	185	Riverdale Baptist School/Caesar Nettles	Upper Marlboro, Md.
11	Charles, Irvin *	WR	Jr./So.	6-4	217	Paul VI/John Doherty	Sicklerville, N.J.
56	Chavis, Tyrell *	DT	Sr./Sr.	6-3	308	Nassau C.C./Joe Osovet	Richmond, Va.
50	Chizmar, Max	LB	Fr./Fr.	6-2	221	Mars Area/Scott Heinauer	Mars, Pa.
14	Clifford, Sean	QB	Fr./Fr.	6-2	210	Saint Xavier/Steve Specht	Cincinnati, Ohio
33	Cooper, Jake **	LB	Jr./Jr.	6-1	234	Archbishop Wood/Steve Devlin	Doylestown, Pa.
52	Cothran, Curtis **	DT	Gr./Sr.	6-5	301	Council Rock North/Adam Collachi	Newtown, Pa.
41	Cothren, Parker ***	DT	Gr./Sr.	6-4	304	Hazel Green/Matthew Putnam	Huntsville, Ala.
98	Curry, Mike	LS	Jr./Jr.	6-0	230	Phillipsburg/Ryan Ditze	Phillipsburg, N.J.
80	Dalton, Danny	TE/H	So./Fr.	6-4	234	Marshfield/Lou Silva	Marshfield, Mass.
87	Darien, Dae'Lun	WR	So./Fr.	6-4	210	Dunbar/Lawrence Smith	Baltimore, Md.
12	Davis, Desi	CB	Sr./Jr.	5-11	181	Harrilton/Matthew Bahr	Ardmore, Pa.
95	Davis, Tyler **	K/P	Sr./Sr.	5-11	183	North/--	St. Charles, Ill.
39	Di Leo, Frank	LB	Jr./So.	5-9	222	Saint Ignatius College Prep/John O'Connor	Elmhurst, Ill.
99	DeAngelis, Nick	K	Jr./Jr.	5-8	160	Ramsey/Vic Tribuzio	Ramsey, N.J.
45	DuMond, Joe	LB	So./So.	5-11	241	St. Joseph's Prep/Gabe Infante	Philadelphia, Pa.
40	Eury, Nick	RB	So./Fr.	5-9	207	Lake-Lehman/Jerry Gilsky	Shavertown, Pa.
25	Faison-Walden, Brelin	LB	Fr./Fr.	6-1	212	Grimsley/Darrel Brown	Greensboro, N.C.
7	Farmer, Koa **	LB	Sr./Jr.	6-1	237	Notre Dame/Kevin Rooney	Lake View Terrace, Calif.
16	Fessler, Billy	QB	Sr./Sr.	5-11	181	Erie Cathedral Prep/Mike Mischler	Erie, Pa.
44	Franklin, Brailyn	LB	Fr./Fr.	6-2	204	Battlefield (Va.)/Jared Van Acker	Arlington, Texas
71	Fries, Will	OL	So./Fr.	6-6	305	Cranford/Erik Rosenmeier	Cranford, N.J.
51	Gellerstedt, Alex	OL	So./Fr.	6-6	304	Dublin Coffman/Mark Crabtree	Dublin, Ohio
88	Gesicki, Mike ***	TE/H	Sr./Sr.	6-6	250	Southern Regional/Chuck Donahue	Manahawkin, N.J.
93	Gillikin, Blake *	P/K	So./So.	6-2	195	The Westminster Schools/Gerry Romberg	Smyrna, Ga.
30	Givens, Kevin *	DT	Jr./So.	6-1	287	Altoona Area/John Franco	Altoona, Pa.
74	Gonzalez, Steven *	OL	Jr./So.	6-4	341	Union City/Wil Valdez	Union City, N.J.
99	Gross-Matos, Yetur	DE	Fr./Fr.	6-5	248	Chancellor/Bob Oliver	Spotsylvania, Va.
15	Haley, Grant ***	CB	Sr./Sr.	5-9	190	The Lovett School/Mike Muschamp	Atlanta, Ga.
5	Hamilton, DaeSean ***	WR	Gr./Sr.	6-1	206	Mountain View/Lou Sorrentino	Fredericksburg, Va.
1	Hamler, KJ	WR	Fr./Fr.	5-9	172	IMG Academy (Fla.)/Kevin Wright	Pontiac, Mich.
53	Hansard, Fred	DT	Fr./Fr.	6-3	310	The Hun School/Todd Smith	Burlington, N.J.
37	Hartlaub, Drew	S	Fr./Fr.	5-11	180	South Western/Chris Heilman	Hanover, Pa.
12	Hippenhammer, Mac	WR	Fr./Fr.	5-11	178	R. Nelson Snider/Kurt Tippmann	Fort Wayne, Ind.
86	Hodgens, Cody	WR	Gr./Sr.	5-7	173	Robinson/Mike DePue	Wesley Chapel, Fla.
83	Hoestine, Alex	WR	Fr./Fr.	6-1	178	Central/Dave Baker	East Freedom, Pa.
18	Holland, Jonathan *	TE/H	Jr./So.	6-4	248	The Bullis School/Patrick Cilento	Brandywine, Md.
75	Holmes, Des	OL	Fr./Fr.	6-5	319	Cardinal O'Hara/BJ Hogan	Norristown, Pa.
96	Iyke, Immanuel	DT	Jr./So.	6-2	298	Parsippany Hills/Dave Albano	Hackettstown, N.J.
76	Jenkins, Sterling	OL	Jr./So.	6-8	336	Baldwin/Pete Wagner	Pittsburgh, Pa.
3	Johnson, Donovan	CB	Fr./Fr.	5-9	180	Cass Tech/Thomas Wilcher	Detroit, Mich.
36	Johnson, Jan	LB	Jr./So.	6-2	234	Governor Mifflin/Dominic Vecchio	Mohnton, Pa.
84	Johnson, Juwan *	WR	Jr./So.	6-4	226	Glassboro/Mark Maccarone	Glassboro, N.J.
42	Jordan, Ellison	DT	So./Fr.	6-0	293	Gilman School/Biff Poggi	Upper Marlboro, Md.
49	Joseph, Daniel	DE	So./Fr.	6-3	250	Lake Forest Academy (Ill.)/Robin Bowkett	Brampton, Ontario, Canada



## ALPHABETICAL ROSTER [CONT.]

NO.	NAME	POS.	CL./EL.	HT.	WT.	HIGH SCHOOL/COACH	HOMETOWN
68	Kelly, Hunter	OL	So./Fr.	6-2	300	Neshaminy/Steve Wilmot	Langhorne, Pa.
97	Landis, Carson	K/P	Fr./Fr.	6-2	198	Emmaus/Harold Fairclough	Macungie, Pa.
85	Lutz, Isaac	WR	So./Fr.	5-11	181	Berks Catholic/Rick Keeley	Reading, Pa.
70	Mahon, Brendan ***	OL	Sr./Sr.	6-4	318	Randolph/Joe Lusardi	Randolph, N.J.
72	Martin, Robbie	OL	Fr./Fr.	6-4	284	Saint Joseph Regional/Augie Hoffmann	Sparta, N.J.
89	Maxwell, Colton	WR	So./Fr.	6-0	190	Northampton/Mark Scisly	Northampton, Pa.
65	McCracken, Crae	OL	Fr./Fr.	6-2	280	Loyalsock Township/Justin Van Fleet	Williamsport, Pa.
66	McGovern, Connor *	OL	So./So.	6-5	312	Lake-Lehman/Jerry Gilsky	Larksville, Pa.
39	McPhearson, Josh	RB	Sr./Sr.	5-10	197	Annapolis Area Christian/Ken Lucas	Columbia, Md.
14	McPhearson, Zech	CB	So./Fr.	5-11	182	Riverdale Baptist School/Caesar Nettles	Columbia, Md.
9	McSorley, Trace **	QB	Sr./Jr.	6-0	195	Briar Woods/Charlie Pierce	Ashburn, Va.
62	Menet, Michal	OL	So./Fr.	6-4	301	Exeter Township Senior/Matt Bauer	Birdsboro, Pa.
9	Miller, Jarvis *	LB	Jr./So.	6-2	222	Windsor Locks/Suffield/East Granby/Jason Qua	Suffield, Conn.
48	Miller, Shareef *	DE	Jr./So.	6-5	257	George Washington/Ronald Cohen	Philadelphia, Pa.
73	Miranda, Mike	OL	Fr./Fr.	6-3	303	Stow-Munroe Falls/Mark Nori	Stow, Ohio
91	Monk, Ryan	DT	Jr./So.	6-1	282	Dallas/Bob Zaruta	Dallas, Pa.
23	Monroe, Ayron *	S	Jr./So.	5-11	207	Saint Johns College H.S./Joe Patterson	Largo, Md.
35	Neff, Justin	S	Fr./Fr.	6-1	187	Central Mountain/James Renninger	Mill Hall, Pa.
59	Nelson, Andrew ***	OL	Gr./Sr.	6-6	305	Hershey/Mark Painter	Hershey, Pa.
21	Oruwariye, Amani **	CB	Sr./Jr.	6-1	209	Gaither/Jason Stokes	Tampa, Fla.
89	Pancoast, Tom *	TE/H	Sr./Sr.	6-3	242	Unionville/Pat Clark	West Chester, Pa.
92	Pasquariello, Daniel **	P	Gr./Sr.	6-1	201	Xavier College HS/--	Melbourne, Victoria, Australia
16	Petrishen, John	S	Jr./So.	6-0	211	Pittsburgh Central Catholic/Terry Totten	Lower Burrell, Pa.
10	Polk, Brandon *	WR	Jr./So.	5-9	175	Briar Woods/Charlie Pierce	Ashburn, Va.
58	Presta, Evan	DT	Fr./Fr.	6-3	266	Cathedral Prep/Mike Mischler	Erie, Pa.
29	Reid, John **	CB	Jr./Jr.	5-10	187	St. Joseph's Prep (Pa.)/Gabe Infante	Mount Laurel, N.J.
6	Robinson, Andre	RB	Jr./So.	5-9	223	Bishop McDevitt/Jeff Weachter	Mechanicsburg, Pa.
24	Sanders, Miles *	RB	So./So.	5-11	215	Woodland Hills/George Novak	Pittsburgh, Pa.
4	Scott, Nick **	S	Sr./Jr.	5-11	199	Fairfax/Kevin Simonds	Fairfax, Va.
55	Shelton, Antonio	DT	So./Fr.	6-2	302	Westerville-North/Rodger Elander	Westerville, Ohio
82	Shoop, Tyler	WR	Jr./So.	5-11	185	Father Ryan/Bruce Lussier	Nashville, Tenn.
79	Shuman, Charlie	OL	Sr./Jr.	6-8	316	Pittsford Sutherland/Keith Molinich	Pittsford, N.Y.
15	Shuster, Michael	QB	So./Fr.	6-2	209	Camp Hill/Frank Gay	Camp Hill, Pa.
34	Simmons, Shane	DE	So./Fr.	6-3	250	DeMatha/Elijah Brooks	Laurel, Md.
64	Simpson, Zach *	OL	Jr./So.	6-3	301	Holidaysburg Area/Homer DeLattre	Holidaysburg, Pa.
47	Smith, Brandon *	LB	Gr./Sr.	6-0	231	Lewisburg/Jeremy Winn	Winfield, Pa.
2	Stevens, Tommy	QB	Jr./So.	6-5	228	Decatur Central/Justin Dixson	Indianapolis, Ind.
91	Stoll, Chris	SN	Fr./Fr.	6-2	251	St. Francis DeSales/Ryan Wiggins	Westerville, Ohio
81	Sullivan-Brown, Cam	WR	Fr./Fr.	6-0	187	Saint Vincent Pallotti/Ian Thomas	Bowie, Md.
26	Sutherland, Jonathan	S	Fr./Fr.	5-11	200	Episcopal (Va.)/Panos Voulgaris	Ottawa, Ontario, Canada
17	Taylor, Garrett *	S	Jr./So.	6-0	197	Saint Christopher's/Lance Clelland	Richmond, Va.
20	Thomas, Johnathan	RB	Sr./Jr.	5-11	216	St. John's Prep/Jim O'Leary	Peabody, Mass.
3	Thompkins, DeAndre **	WR	Sr./Jr.	5-11	187	Swansboro/Tim Laspada	Hubert, N.C.
61	Thorpe, C.J.	OL	Fr./Fr.	6-3	329	Central Catholic/Terry Totten	Glenshaw, Pa.
18	Toney, Shaka	DE	So./Fr.	6-3	233	Imhotep Charter/Albie Crosby	Philadelphia, Pa.
32	Vallone, Mitchell	S	Sr./Sr.	5-9	201	Elk County Catholic/Travis Skrzypek	Johnsonburg, Pa.
98	Vasey, Dan	DL/LS	Fr./Fr.	6-4	250	Wallenpaupack/Mark Watson	Lackawaxen, Pa.
96	Vasey, Kyle	SN	Sr./Jr.	6-2	234	Wallenpaupack/Mark Watson	Hawley, Pa.
51	Vranic, Jason	LB	Sr./Jr.	6-0	222	Erie C.C./Scott Pilkey	Wheatfield, N.Y.
38	Wade, Lamont	CB	Fr./Fr.	5-9	196	Clairton/Wayne Wade	Clairton, Pa.
31	Welde, Christopher	WR	Jr./So.	5-7	167	Council Rock North/Adam Collachi	Newtown, Pa.
80	Weller, Justin	WR	Fr./Fr.	6-0	187	Wilson/Doug Dahms	Sinking Spring, Pa.
54	Windsor, Robert *	DT	Jr./So.	6-4	303	Fond Du Lac/Mike Gnewuch	Fond Du Lac, Wis.
77	Wright, Chasz **	OL	Sr./Jr.	6-7	358	Milford Academy/Bill Chaplick	Woodbridge, Va.
7	Zembiec, Jake	QB	So./Fr.	6-3	219	Aquinas Institute/Chris Battaglia	Rochester, N.Y.

\* - Letters won

^ - 5th-year senior





RECORD WATCH

RUSHING

**RUSHING YARDAGE, CAREER**

1.	3,932	Evan Royster, 2007-10
2.	3,398	Curt Warner, 1979-82
3.	3,320	Tony Hunt, 2003-06
4.	3,301	Blair Thomas, 1985-87, 89
5.	3,256	Curtis Enis, 1995-97
6.	3,227	D.J. Dozier, 1983-86
7.	<b>3,146</b>	<b>Saquon Barkley, 2015-pres.</b>
8.	2,953	Larry Johnson, 1999-2002
9.	2,934	Lydell Mitchell, 1969-71
10.	2,829	Ki-Jana Carter, 1992-94

**RUSHING YARDAGE, SEASON**

1.	2,087	Larry Johnson, 2002
2.	1,567	Lydell Mitchell, 1971
3.	1,539	Ki-Jana Carter, 1994
4.	1,522	John Cappelletti, 1973
5.	1,496	Saquon Barkley, 2016
6.	1,414	Blair Thomas, 1987
7.	1,386	Tony Hunt, 2006
8.	1,363	Curtis Enis, 1997
9.	1,341	Blair Thomas, 1989
10.	1,329	Rodney Kinlaw, 2007
11.	1,241	Silas Redd, 2011
12.	1,236	Evan Royster, 2008
13.	1,210	Curtis Enis, 1996
14.	1,169	Evan Royster, 2009
15.	1,117	John Cappelletti, 1972
16.	1,082	Lenny Moore, 1954
17.	1,076	Saquon Barkley, 2015

**RUSHING YARDAGE, GAME**

1.	327	Larry Johnson at Indiana, 2002
2.	279	Larry Johnson vs. Illinois, 2002
	279	Larry Johnson vs. Michigan State, 2002
4.	257	Larry Johnson vs. Northwestern, 2002
5.	256	Curt Warner at Syracuse, 1981
6.	250	Shorty Miller vs. Carnegie Tech, 1913
7.	243	Bob Pollard at Rutgers, 1951
8.	241	Curtis Enis vs. USC, 1996
9.	239	Bob Campbell vs. Syracuse, 1968
10.	238	Curt Warner at Nebraska, 1981
11.	227	Ki-Jana Carter vs. Michigan State, 1994
12.	225	Matt Suhey vs. Army, 1979
13.	220	John Cappelletti vs. N.C. State, 1973
14.	214	Blair Thomas vs. Notre Dame, 1987
15.	211	Lydell Mitchell at Iowa, 1971
	211	Curtis Enis vs. Ohio State, 1997
	211	Eric McCoo vs. Ohio State, 1999
	<b>211</b>	<b>Saquon Barkley at Iowa, 2017</b>
19.	210	Ki-Jana Carter at Minnesota, 1994
20.	209	Lydell Mitchell vs. Maryland, 1971
21.	208	Shelly Hammonds at Boston College, 1990
22.	207	Saquon Barkley at Purdue, 2016
23.	206	Eric McCoo vs. Michigan State, 1998
24.	204	John Cappelletti vs. Ohio U., 1973
25.	202	John Cappelletti at Maryland, 1973
	202	Saquon Barkley vs. Maryland, 2016
27.	201	Bill Belton vs. Illinois, 2013

**200-YARD RUSHING GAMES, CAREER**

1.	4	Larry Johnson, 2002
2.	3	John Cappelletti, 1973
	<b>3</b>	<b>Saquon Barkley, 2015-pres.</b>
4.	2	Lydell Mitchell, 1971
	2	Curt Warner, 1981
	2	Ki-Jana Carter, 1994
	2	Curtis Enis, 1996-97
	2	Eric McCoo, 1997-98

**100-YARD RUSHING GAMES, CAREER**

1.	18	Curt Warner, 1979-82
2.	17	Ki-Jana Carter, 1993-94
	17	Curtis Enis, 1995-97
	17	Blair Thomas, 1986-89
5.	15	Tony Hunt, 2004-06
	15	Lydell Mitchell, 1969-71
	15	Evan Royster, 2007-10
8.	13	John Cappelletti, 1972-73
9.	12	Lenny Moore, 1953-55
	<b>12</b>	<b>Saquon Barkley, 2015-pres.</b>
11.	11	D.J. Dozier, 1983-86
	11	Zach Zwinak, 2012-13

**RUSHING TOUCHDOWNS, CAREER**

1.	38	Lydell Mitchell, 1969-71
2.	36	Curtis Enis, 1995-97
3.	34	Ki-Jana Carter, 1992-94
4.	30	Charlie Pittman, 1967-69
5.	29	John Cappelletti, 1972-73
	29	Richie Anderson, 1989-92
	29	Evan Royster, 2007-10
	<b>29</b>	<b>Saquon Barkley, 2015-pres.</b>
9.	26	Matt Suhey, 1976-79
	26	Larry Johnson, 1999-2002

**RUSHING TOUCHDOWNS, SEASON**

1.	26	Lydell Mitchell, 1971
2.	23	Ki-Jana Carter, 1994
3.	20	Larry Johnson, 2002
4.	19	Curtis Enis, 1997
5.	18	Richie Anderson, 1992
	18	Saquon Barkley, 2016
7.	17	John Cappelletti, 1973
8.	14	Charlie Pittman, 1968
9.	13	Curtis Enis, 1996
	13	Bull McCleary, 1907
	13	Harry Robb, 1917
	13	Curtis Enis, 1996

**LONGEST RUSHING PLAYS**

1.	92 (Not a TD)	Blair Thomas, vs. Syracuse 1986
	92	Bill Belton at Indiana, 2014
3.	90	Bill Suter at Navy, 1894
4.	87	Bob Campbell vs. Syracuse, 1968
5.	86	Bob Riggie at West Virginia, 1964
6.	84	Chafie Fields vs. Texas, 1997 Fiesta
	84	Larry Johnson vs. Illinois, 2002
8.	83	Ki-Jana Carter vs. Oregon, 1995 Rose
9.	81	Saquon Barkley at Purdue, 2016
10.	80	8 tied
		<b>Saquon Barkley vs. Akron, 2017</b>
18.	79	Sparky Brown vs. Bucknell, 1942
	79	Lenny Moore at Pittsburgh, 1953
	79	Saquon Barkley vs. USC, 2016

PASSING

**PASSING YARDS, CAREER**

1.	8,457	Christian Hackenberg, 2013-15
2.	7,212	Zack Mills, 2001-04
3.	6,390	Matt McGloin, 2009-12
4.	5,869	Tony Sacca, 1988-91
5.	5,742	Daryll Clark, 2006-09
6.	5,382	Chuck Fusina, 1975-78
7.	5,304	Kerry Collins, 1991-94
8.	5,275	Anthony Morelli, 2004-07
9.	<b>5,151</b>	<b>Trace McSorley, 2015-pres.</b>
10.	4,812	Todd Blackledge, 1980-82

**PASSING YARDS, SEASON**

1.	3,360	Trace McSorley, 2016
2.	3,271	Matt McGloin, 2012
3.	3,003	Daryll Clark, 2009
4.	2,977	Christian Hackenberg, 2014
5.	2,955	Christian Hackenberg, 2013
6.	2,679	Kerry Collins, 1994
7.	2,651	Anthony Morelli, 2007
8.	2,592	Daryll Clark, 2008
9.	2,525	Christian Hackenberg, 2015
10.	2,488	Tony Sacca, 1991

**PASSING YARDAGE, GAME**

1.	454	Christian Hackenberg vs. UCF, 2014
2.	399	Zack Mills vs. Iowa, 2002
3.	395	Matt McGloin vs. Indiana, 2012
4.	384	Trace McSorley vs. Wisconsin, 2016
5.	379	Michael Robinson vs. Wisconsin, 2003
6.	376	Trace McSorley vs. Michigan State, 2016
7.	371	Christian Hackenberg vs. Boston Coll., 2014
8.	366	Mike McQueary vs. Pitt, 1997
9.	358	Todd Blackledge at Miami (Fla.), 1981
10.	353	Daryll Clark vs. Akron, 2009
11.	352	Kerry Collins at Michigan State, 1993
12.	341	Daryll Clark vs. Michigan State, 2008
13.	340	Christian Hackenberg at Indiana, 2013
14.	339	Christian Hackenberg at Wisconsin, 2013
15.	335	Trace McSorley vs. Minnesota, 2016
16.	332	Trace McSorley at Pitt, 2016
	332	Trace McSorley at Indiana, 2016

**LONGEST PASS PLAYS**

1.	92	Bob Higgins from Bill Hess at Pitt, 1919
2.	86	Jim Scott from Steve Joachim at Navy, 1971
3.	<b>85</b>	<b>Saquon Barkley from Trace McSorley vs. Georgia St., 2017</b>
4.	82	Eric Hamilton from Matt Knizner vs. Pitt, 1986
5.	82	Freddie Scott from Kerry Collins vs. Rutgers, 1994
6.	80	Paul Johnson from Tom Sherman at Maryland, 1967
80	80	Dean DiMidio from Doug Strang vs. Alabama, 1983
80	80	Stephfon Green from Pat Devlin vs. Michigan, 2008
80	80	Derek Moye from Rob Bolden vs. Illinois, 2010
80	80	Ivin Charles from Trace McSorley vs. Minnesota, 2016

**300-YARD PASSING GAMES, CAREER**

1.	9	Christian Hackenberg, 2013-15
2.	<b>7</b>	<b>Trace McSorley, 2015-pres.</b>
3.	6	Matt McGloin, 2009-12
4.	4	Kerry Collins, 1991-94
5.	3	Daryll Clark, 2006-09

**300-YARD PASSING GAMES, SEASON**

1.	5	Trace McSorley, 2016
2.	4	Matt McGloin, 2012
	4	Christian Hackenberg, 2013
	4	Christian Hackenberg, 2014
5.	2	Kerry Collins, 1994
	2	Daryll Clark, 2009
	<b>2</b>	<b>Trace McSorley, 2017</b>

**200-YARD PASSING GAMES, CAREER**

1.	21	Christian Hackenberg, 2013-15
2.	18	Matt McGloin, 2009-12
3.	16	Kerry Collins, 1991-94
	16	Zack Mills, 2001-04
5.	<b>15</b>	<b>Trace McSorley, 2015-pres.</b>
6.	14	Daryll Clark, 2006-09
7.	11	Chuck Fusina, 1975-78
	11	Tony Sacca, 1988-91
	11	Anthony Morelli, 2004-07
10.	9	Todd Blackledge, 1980-82
	9	Wally Richardson, 1992, 94-96

**200-YARD PASSING GAMES, SEASON**

1.	11	Matt McGloin, 2012
	11	Trace McSorley, 2016
3.	10	Kerry Collins, 1994
4.	9	Christian Hackenberg, 2013
5.	8	Daryll Clark, 2009
6.	7	Todd Blackledge, 1982
7.	7	Michael Robinson, 2005
8.	6	Wally Richardson, 1995
	6	Mike McQueary, 1997
--	<b>4</b>	<b>Trace McSorley, 2017</b>

**PASS COMPLETIONS, CAREER**

1.	693	Christian Hackenberg, 2013-15
2.	606	Zack Mills, 2001-04
3.	513	Matt McGloin, 2009-12
4.	460	Anthony Morelli, 2004-07
5.	444	Daryll Clark, 2006-09
6.	401	Tony Sacca, 1988-91
7.	378	Wally Richardson, 1992, 94-96
8.	371	Chuck Fusina, 1975-78
9.	370	Kerry Collins, 1991-94
10.	<b>349</b>	<b>Trace McSorley, 2015-pres.</b>
11.	341	Todd Blackledge, 1980-82

**PASS COMPLETIONS, SEASON**

1.	270	Matt McGloin, 2012
2.	270	Christian Hackenberg, 2014
3.	234	Anthony Morelli, 2007
4.	232	Daryll Clark, 2009
5.	231	Christian Hackenberg, 2013
6.	224	Trace McSorley, 2016
7.	208	Anthony Morelli, 2006
8.	192	Daryll Clark, 2008
	192	Christian Hackenberg, 2015
10.	193	Wally Richardson, 1995
--	<b>105</b>	<b>Trace McSorley, 2017</b>

**PASS ATTEMPTS, CAREER**

1.	1235	Christian Hackenberg, 2013-15
2.	1082	Zack Mills, 2001-04
3.	894	Matt McGloin, 2009-12
4.	824	Tony Sacca, 1988-91
5.	821	Anthony Morelli, 2004-07
6.	814	Zack Mills, 2001-04
7.	738	Daryll Clark, 2006-09
8.	692	Wally Richardson, 1992, 94-96
9.	665	Chuck Fusina, 1975-78
10.	658	Todd Blackledge, 1980-82
--	<b>587</b>	<b>Trace McSorley, 2015-pres.</b>

**PASS ATTEMPTS, SEASON**

1.	484	Christian Hackenberg, 2014
2.	446	Matt McGloin, 2012
3.	407	Anthony Morelli, 2007
4.	392	Christian Hackenberg, 2013
5.	387	Trace McSorley, 2016
6.	386	Anthony Morelli, 2006
7.	381	Daryll Clark, 2009
8.	359	Christian Hackenberg, 2015
9.	335	Wally Richardson, 1995
10.	333	Zack Mills, 2002

**PASSING TOUCHDOWNS, CAREER**

1.	48	Christian Hackenberg, 2013-15
2.	46	Matt McGloin, 2009-12
3.	43	Daryll Clark, 2006-09
	<b>43</b>	<b>Trace McSorley, 2015-pres.</b>
5.	41	Todd Blackledge, 1980-82
	41	Tony Sacca, 1988-91
	41	Zack Mills, 2001-04
8.	39	Kerry Collins, 1991-94
9.	37	Chuck Fusina, 1975-78
10.	31	Anthony Morelli, 2004-07

**PASSING TOUCHDOWNS, SEASON**

1.	29	Trace McSorley, 2016
2.	24	Daryll Clark, 2009
	24	Matt McGloin, 2012
4.	22	Todd Blackledge, 1982
5.	21	Tony Sacca, 1991
	21	Kerry Collins, 1994
7.	20	Christian Hackenberg, 2013
8.	19	Doug Strang, 1983
	19	Anthony Morelli, 2007
	19	Daryll Clark, 2008
--	<b>12</b>	<b>Trace McSorley, 2017</b>

**PASSING TOUCHDOWNS, GAME**

1.	5	Tony Sacca vs. Georgia Tech, 1991
	5	Rashard Casey vs. La. Tech, 2000
3.	4	Tom Sherman vs. Pittsburgh, 1967
	4	Chuck Fusina vs. Syracuse, 1978
	4	Todd Blackledge vs. Temple, 1982
	4	Todd Blackledge vs. Maryland, 1982
	4	Todd Blackledge vs. Rutgers, 1982
	4	John Sacca vs. Minnesota, 1993
	4	Kerry Collins vs. Rutgers, 1993
	4	Wally Richardson vs. Auburn, 1995
	4	Zack Mills vs. Iowa, 2002
	4	Michael Robinson at Illinois, 2005
	4	Anthony Morelli vs. Buffalo, 2007
	4	Daryll Clark vs. Michigan State, 2008
	4	Matt McGloin vs. Northwestern, 2010
	4	Matt McGloin vs. Navy, 2012
	4	Matt McGloin vs. Indiana, 2012
	4	Christian Hackenberg at Wisconsin, 2013
	4	Christian Hackenberg vs. Boston Coll., 2014
	4	Trace McSorley vs. Michigan State, 2016
	4	Trace McSorley vs. Wisconsin, 2016
	4	Trace McSorley vs. USC, 2016
	<b>4</b>	<b>Trace McSorley vs. Georgia State, 2017</b>

**PASSING TD PERCENTAGE, CAREER**

1.	9.14	Elwood Petchel, 1946-48
2.	7.67	Tom Shuman, 1972-74
3.	<b>7.32</b>	<b>Trace McSorley, 2015-pres.</b>
4.	7.17	Mike McQueary, 1994-97
5.	6.76	Galen Hall, 1959-61
	6.76	Pete Liske, 1961-63
7.	6.48	John Sacca, 1992-93
8.	6.37	John Hufnagel, 1970-72
9.	6.23	Todd Blackledge, 1980-82
10.	5.94	Kerry Collins, 1991-94

RECORD WATCH

**PASSING TD PERCENTAGE, SEASON**

- 8.08 Tom Shuman, 1973
- 7.95 Kerry Collins, 1994
- 7.85 Kevin Thompson, 1999
- 7.53 Todd Blackledge, 1982
- 7.50 Trace McSorley, 2017**
- 7.49 Trace McSorley, 2016
- 7.41 Pete Liske, 1962
- 7.35 John Hufnagel, 1971
- 7.34 Doug Strang, 1983
- 7.19 Tony Sacca, 1991
- 6.94 John Hufnagel, 1972

**YARDS PER PASS ATTEMPT, CAREER**

- 8.89 Mike McQueary, 1994-97
- 8.78 Trace McSorley, 2015-pres.**
- 8.69 John Hufnagel, 1970-72
- 8.09 Chuck Fusina, 1975-78
- 8.07 Kerry Collins, 1991-94
- 7.91 Tom Shuman, 1972-74
- 7.78 Daryll Clark, 2006-09
- 7.49 Kevin Thompson, 1996-99
- 7.46 Tom Sherman, 1965-67
- 7.31 Todd Blackledge, 1980-82

**YARDS PER PASS ATTEMPT, SEASON**

- 10.15 Kerry Collins, 1994
- 9.44 John Hufnagel, 1972
- 9.33 Trace McSorley, 2016
- 9.03 Chuck Fusina, 1977
- 9.00 Milt Plum, 1956
- 8.71 John Hufnagel, 1971
- 8.67 Mike McQueary, 1997
- 8.54 Tom Shuman, 1973
- 8.52 Tony Sacca, 1991
- 8.45 Trace McSorley, 2017**

**PASSING EFFICIENCY, CAREER**

- 153.3 Trace McSorley, 2015-pres.**
- 145.6 Mike McQueary, 1994-97
- 140.8 John Hufnagel, 1970-72
- 140.4 Daryll Clark, 2006-09
- 137.3 Kerry Collins, 1991-94
- 136.7 Tom Shuman, 1972-74
- 132.5 Chuck Fusina, 1975-78
- 128.3 Matt McGloin, 2009-12
- 127.7 Pete Liske, 1961-63
- 127.0 Tom Bill, 1987-90

**PASSING EFFICIENCY, SEASON**

- 172.9 Kerry Collins, 1994
- 156.9 Trace McSorley, 2016
- 156.4 Trace McSorley, 2017**
- 151.8 John Hufnagel, 1971
- 149.8 Tony Sacca, 1991
- 148.0 John Hufnagel, 1972
- 146.4 Chuck Fusina, 1977
- 145.0 Mike McQueary, 1997
- 143.7 Tom Shuman, 1973
- 143.4 Daryll Clark, 2008
- 142.6 Daryll Clark, 2009

**INT. PERCENTAGE, CAREER**

- 2.02 Wally Richardson, 1992, 94-96
- 2.04 Trace McSorley, 2015-pres.**
- 2.10 Matt McGloin, 2009-12
- 2.14 Anthony Morelli, 2004-07
- 2.17 Daryll Clark, 2006-09
- 2.31 John Sacca, 1992-93
- 2.31 Anthony Morelli, 2004-07
- 2.51 Christian Hackenberg, 2013-15
- 2.82 Pete Liske, 1961-63
- 2.83 Rashard Casey, 1997-2000

**INT. PERCENTAGE, SEASON**

- 1.12 Matt McGloin, 2012
- 1.46 Kerry Collins, 1992
- 1.67 Christian Hackenberg, 2015
- 1.71 Tony Sacca, 1991
- 1.79 Wally Richardson, 1995
- 1.86 Daryll Clark, 2008
- 1.94 John Sacca, 1992
- 1.96 John Shaffer, 1986
- 2.07 Anthony Morelli, 2006
- 2.07 Trace McSorley, 2016

RECEIVING

**RECEIVING YARDAGE, CAREER**

- 3,026 Bobby Engram, 1991, 93-95
- 2,771 Deon Butler, 2005-08
- 2,474 Allen Robinson, 2011-13
- 2,421 Chris Godwin, 2014-16
- 2,395 Derek Moye, 2008-11
- 2,316 DaeSean Hamilton, 2014-pres.**
- 2,015 Jordan Norwood, 2005-08
- 2,008 Bryant Johnson, 1999-2002
- 2,006 Kenny Jackson, 1980-83
- 1,988 O.J. McDuffie, 1988-92
- 1,894 Joe Jurevicius, 1994-97
- 1,837 Jack Curry, 1965-67
- 1,825 Terry Smith, 1988-91
- 1,743 Derrick Williams, 2005-08
- 1,702 Tony Johnson, 2000-03
- 1,520 Freddie Scott, 1993-95
- 1,437 Chafie Fields, 1996-99
- 1,343 Ted Kwalick, 1966-68
- 1,263 Scott Fitzkee, 1975-78
- 1,222 David Daniels, 1988-90
- 1,132 Eddie Drummond, 1998-2001
- 1,085 Mike Gesicki, 2014-pres.**
- 1,058 Jimmy Cefalo, 1974-77
- 1,038 Dan Natale, 1972-74
- 1,016 Mickey Shuler, 1975-77
- 949 Saquon Barkley, 2015-pres.**

**RECEIVING YARDAGE, SEASON**

- 1,432 Allen Robinson, 2013
- 1,101 Chris Godwin, 2015
- 1,084 Bobby Engram, 1995
- 1,029 Bobby Engram, 1994
- 1,013 Allen Robinson, 2012
- 982 Chris Godwin, 2016
- 977 O.J. McDuffie, 1992
- 973 Freddie Scott, 1994
- 917 Bryant Johnson, 2002
- 899 DaeSean Hamilton, 2014

**RECEIVING YARDAGE, GAME**

- 216 Deon Butler vs. Northwestern, 2006
- 212 O.J. McDuffie vs. Boston College, 1992
- 203 Bobby Engram at Purdue, 1995
- 200 Bobby Engram vs. Rutgers, 1994
- 197 Allen Robinson vs. Indiana, 2012
- 187 Chris Godwin vs. USC, 2016
- 177 Chafie Fields at Miami (Fla.), 1999
- 175 Bobby Engram at Rutgers, 1995
- 173 Allen Robinson at Indiana, 2013
- 173 Allen Robinson at Ohio State, 2013
- 173 Geno Lewis vs. UCF, 2014
- 169 Bobby Engram vs. Michigan St., 1994
- 165 Terry Smith at USC, 1991
- 165 Bobby Engram vs. Minnesota, 1993
- 165 Allen Robinson vs. Illinois, 2013
- 165 DaeSean Hamilton vs. UCF, 2014
- 158 Kenny Jackson at Pittsburgh, 1981
- 158 Derek Moye at Indiana, 2011
- 156 Joe Jurevicius at Indiana, 1996
- 155 Len Krouse at Syracuse, 1940
- 155 Saeed Blacknall vs. Wisconsin, 2016

**100-YD RECEIVING GAMES, CAREER**

- 16 Bobby Engram, 1993-95
- 10 Allen Robinson, 2012-2013
- 9 Joe Jurevicius, 1996-97
- 9 Chris Godwin, 2014-16
- 8 Bryant Johnson, 2001-02
- 7 O.J. McDuffie, 1991-92
- 6 Deon Butler, 2005-08
- 6 Kenny Jackson, 1981-83
- 6 Derek Moye, 2009-11
- 6 Freddie Scott, 1994-95
- 6 DaeSean Hamilton, 2014-pres.**
- 5 Terry Smith, 1990-91
- 4 Ted Kwalick, 1967-68
- 4 Jordan Norwood, 2005-08
- 3 Eight Tied
- 2 Seven Tied
- 2 Saeed Blacknall, 2015-pres.**

**100-YD RECEIVING GAMES, SEASON**

- 8 Allen Robinson, 2013
- 6 Bobby Engram, 1993
- 6 Bobby Engram, 1995
- 5 O.J. McDuffie, 1992
- 5 Freddie Scott, 1994
- 5 Joe Jurevicius, 1996
- 5 Bryant Johnson, 2001
- 5 Chris Godwin, 2016
- 4 Bobby Engram, 1994
- 4 Joe Jurevicius, 1997
- 4 DaeSean Hamilton, 2014

**RECEPTIONS, CAREER**

- 181 DaeSean Hamilton, 2014-pres.**
- 179 Deon Butler, 2005-08
- 177 Allen Robinson, 2011-13
- 167 Bobby Engram, 1991, 93-95
- 161 Derrick Williams, 2005-08
- 158 Jordan Norwood, 2005-08
- 154 Chris Godwin, 2014-16
- 144 Derek Moye, 2008-11
- 125 David Daniels, 1988-92
- 117 Jack Curry, 1965-67

**RECEPTIONS, SEASON**

- 97 Allen Robinson, 2013
- 82 DaeSean Hamilton, 2014
- 77 Allen Robinson, 2012
- 69 Chris Godwin, 2015
- 63 O.J. McDuffie, 1992
- 63 Bobby Engram, 1995
- 59 Chris Godwin, 2016
- 55 Terry Smith, 1991
- 55 Derrick Williams, 2007
- 55 Geno Lewis, 2014
- 53 Derek Moye, 2010
- 52 Bobby Engram, 1994
- 51 Bryant Johnson, 2002
- 48 Four Tied
- 48 Mike Gesicki, 2016

**RECEIVING TOUCHDOWNS, CAREER**

- 31 Bobby Engram, 1991, 93-95
- 25 Kenny Jackson, 1980-83
- 22 Deon Butler, 2005-08
- 18 Derek Moye, 2008-11
- 18 Chris Godwin, 2014-16
- 17 Allen Robinson, 2011-13
- 16 O.J. McDuffie, 1988-92
- 15 Terry Smith, 1988-91
- 15 Joe Jurevicius, 1994-97
- 13 Jordan Norwood, 2005-08
- 13 DaeSean Hamilton, 2014-pres.**
- 10 Mike Gesicki, 2014-pres.**

**RECEIVING TOUCHDOWNS, SEASON**

- 13 Bobby Engram, 1993
- 11 Bobby Engram, 1995
- 11 Allen Robinson, 2012
- 11 Chris Godwin, 2016
- 10 Joe Jurevicius, 1997
- 9 O.J. McDuffie, 1992
- 9 Freddie Scott, 1994
- 9 Deon Butler, 2005
- 9 Terry Smith, 1991
- 8 Derek Moye, 2010
- 4 Mike Gesicki, 2017**
- 4 DaeSean Hamilton, 2017**

TOTAL OFFENSE/ALL-PURPOSE

**TOTAL OFFENSE, CAREER**

Total	Rush	Pass	
8,215	-242	8,457	Christian Hackenberg, 2013-15
7,796	584	7,212	Zack Mills, 2001-04
6,361	619	5,742	Daryll Clark, 2006-09
6,000	131	5,869	Tony Sacca, 1988-91
5,745	-59	5,804	Matt McGloin, 2009-12
<b>5,738</b>	<b>587</b>	<b>5,151</b>	<b>Trace McSorley, 2015-pres.</b>
5,300	-4	5,304	Kerry Collins, 1991-94
5,168	1637	3,531	Michael Robinson, 2002-05
5,162	-220	5,382	Chuck Fusina, 1975-78
5,154	-121	5,275	Anthony Morelli, 2004-07

**TOTAL OFFENSE, SEASON**

Total	Rush	Pass	
3,979	212	3,614	Trace McSorley, 2016
3,215	-51	3,266	Matt McGloin, 2012
3,214	211	3,003	Daryll Clark, 2009
3,156	806	2,350	Michael Robinson, 2005
5,287	-68	2,955	Christian Hackenberg, 2013
2,883	-94	2,977	Christian Hackenberg, 2014
2,874	282	2,592	Daryll Clark, 2008
2,660	-19	2,679	Kerry Collins, 1994
9,2638	-13	2,651	Anthony Morelli, 2007
2,618	201	2,417	Zack Mills, 2002
<b>-- 1,531</b>	<b>179</b>	<b>1,352</b>	<b>Trace McSorley, 2017</b>

**TOTAL OFFENSE, GAME**

Total	Rush	Pass	
456	2	454	C. Hackenberg vs. UCF, 2014
418	138	280	Z. Mills vs. Ohio State, 2001
408	73	335	T. McSorley vs. Minnesota, 2016
438	19	379	M. Robinson vs. Wisconsin, 2003
389	-10	399	Z. Mills vs. Iowa, 2002
389	13	376	T. McSorley vs. Michigan St., 2016
369	67	302	R. Casey vs. Iowa, 2000
364	-20	364	T. McSorley vs. Wisconsin, 2016
363	92	271	J. Hufnagel at Boston College, 1972
363	125	238	M. Robinson vs. Wisconsin, 2005
363	-32	395	M. McGloin, vs. Indiana, 2012

**TDs RESPONSIBLE FOR, CAREER**

- 65 Daryll Clark, 2006-09
- 54 Christian Hackenberg, 2013-15
- 53 Trace McSorley, 2015-pres.**
- 52 Zack Mills, 2001-04
- 51 Todd Blackledge, 1980-82
- 49 Matt McGloin, 2009-12
- 47 Tony Sacca, 1988-91
- 43 Chuck Fusina, 1975-78
- 43 Michael Robinson, 2002-05
- 39 Kerry Collins, 1991-94

**TDs RESPONSIBLE FOR, SEASON**

- 36 Trace McSorley, 2016
- 31 Daryll Clark, 2009
- 29 Daryll Clark, 2008
- 29 Matt McGloin, 2012
- 28 Michael Robinson, 2005
- 26 Lydell Mitchell, 1971
- 25 Todd Blackledge, 1982
- 25 Tony Sacca, 1991
- 24 Christian Hackenberg, 2013
- 24 Doug Strang, 1983
- 23 Ki-Jana Carter, 1994
- 21 Kerry Collins, 1994
- 21 John Hufnagel, 1972
- 21 Zack Mills, 2002
- 20 Larry Johnson, 2002
- 15 Trace McSorley, 2017**

**ALL-PURPOSE YARDS, CAREER**

Total	Rush	Rec.	Ret.	
5,045	2,953	681	1,411	Larry Johnson, 1999-2002
4,982	3,398	662	922	Curt Warner, 1979-82
4,512	3,301	477	734	Blair Thomas, 1985-87, 89
4,450	3,932	562	8	Evan Royster, 2007-10
<b>4,427</b>	<b>3,146</b>	<b>949</b>	<b>332</b>	<b>Saquon Barkley, 2015-pres.</b>
6,423	3,320	799	112	Tony Hunt, 2003-06
4,156	594	1,743	1,819	Derrick Williams, 2005-08
8,404	155	3026	862	Bobby Engram, 1991, 93-95
9,4034	3,256	506	272	Curtis Enis, 1995-97
10,3904	2,934	470	500	Lydell Mitchell, 1969-71

**ALL-PURPOSE YARDS, SEASON**

Total	Rush	Rec.	Ret.	
2,655	2,087	349	219	Larry Johnson, 2002
2,172	1,496	402	74	Saquon Barkley, 2016
3,183	133	977	721	O.J. McDuffie, 1992
4,172	1,414	300	58	Blair Thomas, 1987
5,1754	1,567	154	33	Lydell Mitchell, 1971
6,1743	1,539	123	81	Ki-Jana Carter, 1994
7,1645	1,386	259	0	Tony Hunt, 2006
8,1607	1,522	69	16	John Cappelletti, 1973
9,1578	1,363	215	0	Curtis Enis, 1997
10,1535	1,341	118	76	Blair Thomas, 1989
<b>-- 1,218</b>	<b>574</b>	<b>386</b>	<b>258</b>	<b>Saquon Barkley, 2017</b>





RECORD WATCH

ALL-PURPOSE YARDS, GAME					
Total	Rush	Rec.	Ret.		
1. 358	211	94	53	Saquon Barkley at Iowa, 2017	
2. 341	256	20	65	C. Warner at Syracuse, 1981	
3. 327	327	0	0	L. Johnson at Indiana, 2002	
4. 306	194	55	57	Saquon Barkley vs. USC, 2016	
5. 302	115	0	187	H. Wilson vs. Navy, 1923	
6. 297	279	0	18	L. Johnson vs. Illinois, 2002	
7. 295	88	49	158	B. Campbell at Navy, 1967	
8. 289	279	10	0	L. Johnson vs. Michigan St., 2002	
9. 282	0	112	170	G. Hayman vs. N.C. State, 1973	
	282	132	0	S. Pitts vs. Iowa, 1995	
11. 280	100	71	109	C. Warner vs. Rutgers, 1979	
	280	43	212	O.J. McDuffie vs. BC, 1992	
13. 278	162	42	74	H. Wilson at Penn, 1923	
	278	243	0	B. Pollard at Rutgers, 1951	
	278	238	26	C. Warner at Nebraska, 1981	
16. 277	207	77	0	Saquon Barkley at Purdue, 2016	

PUNTING

PUNTING AVERAGE, CAREER		
(Minimum 45 punts)		
1. 43.2	Blake Gillikin, 2016-pres.	
2. 43.1	Jeremy Boone, 2007-09	
	43.0	George Reynolds, 1980-83
4. 41.8	Ralph Giacommaro, 1979-82	
5. 41.8	Pat Pidgeon, 1996-99	
6. 41.7	John Bruno Jr., 1984-86	
	41.7	Jeremy Kapinos, 2003-06
	41.7	Anthony Fera, 2010-11
9. 40.5	Chris Clauss, 1987	
10. 40.0	David Royer, 1999-2002	
11. 39.0	Doug Helkowski, 1988-91	
12. 38.9	Bob Parsons, 1969-71	
13. 38.8	Daniel Pasquariello, 2014-pres.	

PUNTING AVERAGE, SEASON		
(Minimum 30 punts)		
1. 43.6	Ralph Giacommaro, 1981	
2. 43.3	Ralph Giacommaro, 1980	
	43.3	Jeremy Boone, 2009
4. 43.0	Jeremy Boone, 2007	
	43.0	Jeremy Boone, 2008
6. 42.9	John Bruno Jr., 1985	
7. 42.8	Blake Gillikin, 2016	
8. 42.6	George Reynolds, 1983	
	42.6	Pat Pidgeon, 1997
	42.6	Pat Pidgeon, 1998

PUNTING AVERAGE, GAME		
(Minimum 4 punts)		
1. 54.8	Ralph Giacommaro at Syracuse, 1981	
2. 52.4	Bob Campbell vs. Miami (Fla.), 1968	
3. 52.0	Jeremy Kapinos vs. Purdue, 2004	
4. 51.4	Jeremy Boone vs. Texas A&M, 2007	
5. 51.0	Doug Helkowski vs. Texas, 1990	
6. 50.8	Blake Gillikin vs. USC, 2016	
7. 50.5	Jeremy Kapinos at Ohio State, 2004	
	50.5	Jeremy Kapinos at Ohio State, 2006
9. 49.5	Jeremy Boone at Illinois, 2009	
10. 48.8	Chris Gulla vs. Akron, 2014	

LONGEST PUNTS		
1. 89	Coop French at Iowa, 1930	
2. 78	Jeremy Kapinos at Ohio State, 2004	
3. 76	Chris Clauss vs. Rutgers, 1987	
4. 74	Anthony Fera at Iowa, 2010	
5. 73	Milt Plum at Ohio State, 1956	
6. 71	Joe Colone at Syracuse, 1946	
7. 71	John Bruno Jr. vs. Boston College, 1985	
8. 70	Coop French at Iowa, 1930	
	70	Joe Colone at Syracuse, 1946
	70	Jeremy Kapinos vs. Purdue, 2004
	70	Jeremy Boone at Illinois, 2007
12. 69	Bob Parsons at Colorado, 1970	
	69	Anthony Fera vs. Purdue, 2011
	69	Blake Gillikin at Pitt, 2016
15. 68	Jeremy Kapinos at Ohio State, 2006	
	68	Jeremy Boone at Indiana, 2007
17. 67	Joe Colone vs. Navy, 1947	
	67	Art Betts vs. Michigan State, 1951
	67	Wayne Corbett at Pittsburgh, 1965
20. 66	Frank Hershey vs. Maryland, 1964	
	66	Jeremy Boone at Illinois, 2009
	66	Alex Butterworth vs. Michigan, 2013
23. 65	W.G. Cooper vs. Villanova, 1935	
	65	Tom Cherry vs. UCLA, 1967
	65	Bob Parsons vs. Colorado, 1969
	65	Blake Gillikin vs. USC, 2016

KICKING

FIELD GOALS, CAREER			
FG	FGA	Pct.	
1. 78	107	72.9	Kevin Kelly, 2005-08
2. 54	75	72	Sam Ficken, 2011-14
3. 50	80	62.5	Craig Fayak, 1990-93
4. 47	63	74.6	Travis Forney, 1996-99
5. 45	61	73.7	Brett Conway, 1993-96
6. 40	59	67.6	Massimo Manca, 1982, 84-86
7. 39	61	63.9	Matt Bahr, 1976-78
	39	61	Robbie Gould, 2001-04
9. 38	49	77.6	Nick Gancitano, 1981-84
10. 36	48	75	Collin Wagner, 2007-10
11. 35	63	55.6	Chris Bahr, 1973-75
	35	43	81.4 Tyler Davis, 2015-pres.

FIELD GOALS, SEASON			
FG	FGA	Pct.	
1. 24	29	82.8	Sam Ficken, 2014
2. 22	27	81.5	Matt Bahr, 1978
	22	34	64.7 Kevin Kelly, 2006
	22	24	91.7 Tyler Davis, 2016
5. 21	26	80.8	Massimo Manca, 1985
	21	26	80.8 Travis Forney, 1999
7. 20	29	68.9	Travis Forney, 1998
	20	26	76.9 Kevin Kelly, 2007
	20	24	83.3 Kevin Kelly, 2008
	20	25	80 Collin Wagner, 2010

SCORING

SCORING, CAREER				
Points	TD	PAT	FG	
1. 425	1	*183	78	Kevin Kelly, 2005-08
2. 282	0	132	50	Craig Fayak, 1990-93
3. 276	0	141	45	Brett Conway, 1993-96
4. 271	0	109	54	Sam Ficken, 2011-14
5. 258	0	117	47	Travis Forney, 1996-99
6. 246	41	0	0	Lydell Mitchell, 1969-71
7. 232	0	115	39	Robbie Gould, 2001-04
8. 230	38	**0	0	Curtis Enis, 1995-97
9. 222	37	0	0	Saquon Barkley, 2015-pres.
10. 206	0	86	40	Massimo Manca, 1982, 84-86
	206	34	**0	Larry Johnson, 1999-2002
12. 204	34	0	0	Ki-Jana Carter, 1992-94
	204	0	99	35 Tyler Davis, 2015-pres.
14. 198	33	0	0	Curt Warner, 1979-82

SCORING, SEASON				
Points	TD	PAT	FG	
1. 174	29	0	0	Lydell Mitchell, 1971
2. 140	23	**0	0	Larry Johnson, 2002
3. 138	23	0	0	Ki-Jana Carter, 1994
4. 132	22	0	0	Saquon Barkley, 2016
5. 128	0	62	22	Tyler Davis, 2016
6. 122	20	**0	0	Curtis Enis, 1997
7. 120	0	60	20	Kevin Kelly, 2008
8. 119	11	—	—	Pete Mauthe, 1909
9. 116	19	*0	0	Richie Anderson, 1992
10. 110	1	44	20	Kevin Kelly, 2007
11. 107	0	44	21	Travis Forney, 1999
12. 102	17	0	0	John Cappelletti, 1973

SCORING, GAME				
Points	TD	PAT	FG	
1. 36	6	0	0	H. Robb vs. Gettysburg, 1917
2. 33	4	9	0	C. Forkum at Pitt, 1903
3. *32	3	10	0	C. Atherton vs. Gettysburg, 1894
4. 30	5	0	0	O.S. Miller vs. Carnegie Tech, 1913
	30	5	0	0 L. Mitchell at Navy, 1971
	30	5	0	0 L. Mitchell vs. Maryland, 1971
	30	5	0	0 K. Carter vs. Michigan State, 1994
	30	5	0	0 S. Barkley at Pitt, 2016
9. 28	4	4	0	O.J. Roepke vs. Gettysburg, 1927
10. 25	4	1	0	T. Sherman vs. Cal, 1966

\*Prior to 1897, 4 pts. were awarded for TDs and 2 pts. for PATs

DEFENSE

TACKLES, CAREER		
1. 419	Dan Connor, 2004-07	
2. 372	Paul Posluszny, 2003-06	
3. 343	Greg Buttle, 1973-75	
4. 325	Sean Lee, 2005-07, 09	
5. 315	Brian Gelzheiser, 1991-94	
6. 294	Mike Hull, 2011-14	
7. 287	Dennis Onkotz, 1967-69	
8. 279	Marcus Allen, 2014-pres.	
9. 274	John Skorupan, 1970-72	
10. 274	Shane Conlan, 1983-86	
11. 273	Brandon Short, 1996-99	
12. 261	Glenn Carson, 2010-13	
13. 257	Andre Collins, 1986-89	
	257	Drew Astorino, 2008-11
14. 256	Trey Bauer, 1984-87	
16. 255	Jim Nelson, 1994-97	
-- 233	Jason Cabinda, 2014-pres.	

TACKLES, GAME		
1. 24	Greg Buttle at West Virginia, 1974	
	24	Bill Banks at NC State, 1977
3. 23	Greg Buttle at NC State, 1974	
4. 22	Ron Crosby vs. Ohio, 1974	
	22	Paul Posluszny at Northwestern, 2005
	22	Marcus Allen vs. Minnesota, 2016
7. 21	Buddy Tesner at West Virginia, 1974	
	21	Lance Mehl at Ohio State, 1978
	21	Scott Radecic at Pittsburgh, 1983
	21	Trey Bauer vs. Rutgers, 1985
11. 20	Ed O'Neil at Boston College, 1972	
	20	Tom Hull vs. Iowa, 1973
	20	Jim Rosecrans at NC State, 1974
	20	Jim Rosecrans at West Virginia, 1974
	20	Rick Donaldson at NC State, 1977



GAME 1

AKRON 0



52 PENN STATE

BEAVER STADIUM ABC | SEPT. 2, 2017  
ATTN: 101,684



GAME RECAP

**UNIVERSITY PARK, Pa.** - No. 6 Penn State excelled in all three phases against Akron, totaling 569 yards of offense, earning a shutout and returning a punt for a touchdown in a 52-0 victory in the football season opener for both teams in Beaver Stadium.

Saquon Barkley led a Penn State rushing attack that totaled 247 yards with 172 markers and two touchdowns on 14 carries, and he totaled 246 all-purpose yards with the addition of 54 receiving yards and 20 kickoff return yards. Quarterback Trace McSorley threw for 280 yards and two touchdowns, both of which went to tight end Mike Gesicki, who caught a career-high six passes for 58 yards. The unit's 569 yards of total offense were its most since recording 599 last season vs. Iowa.

Defensively, Penn State did not allow Akron past midfield in the first half, holding the Zips to just 69 yards, while the offense gained 358 yards en route to a 35-0 lead at halftime. PSU's shutout was the first in a season opener since a 59-0 win over FIU in 2007. The defense also combined for 14 tackles for loss for 36 yards for its most TFLs since tallying 15 at Temple in 2015.

- WR Juwan Johnson – Johnson also enjoyed a career day, hauling in four passes for 84 yards.
- WR/PR DeAndre Thompkins – Thompkins returned four punts for 127 yards, including a 61-yard touchdown. It was the first punt return for a touchdown for Penn State since Derrick Williams returned one 63 yards at Wisconsin in 2008.
- Defense – LBs Jarvis Miller and Manny Bowen and DT Tyrell Chavis led Penn State with five tackles each. Chavis made 3.0 tackles for loss to lead Penn State to 14 on the afternoon and also assisted on a sack with DT Curtis Cothran. Miller also tallied a sack, as did DE Ryan Buchholz. CB Amani Oruwariye had the lone turnover with an interception in the first quarter.

Akron

- S Zach Guiser – Guiser led the Zips with 10 tackles, including eight solo and one behind the line, and he intercepted a McSorley pass in the end zone on Penn State's opening drive.

First Quarter (Penn State 14, Akron 0)

Penn State overcame an opening drive interception to build a 14-0 lead in the first quarter, returning a punt for a touchdown and getting a pick, as well. The Nittany Lions outgained the Zips 136 yards to 26, holding a 52-yard to 4-yard advantage on the ground.

Thompkins returned the punt 61 yards for a touchdown for the game's first score, and then McSorley connected with Mike Gesicki for a 13-yard touchdown pass with 49 seconds remaining in the quarter.

Second Quarter (Penn State 35, Akron 0)

The Zips forced a fair catch at the Penn State 13, but Barkley immediately flipped the poor field position with an 80-yard run, on which his heel was ruled to clip the out-of-bounds line at the Akron 7. Barkley carried the ball to the 4-yard line and then McSorley walked the ball into the end zone for a 21-0 lead.

After an Akron three-and-out, completions of 28 yards to Johnson and 35 yards to Gesicki keyed another Penn State touchdown drive. Gesicki's catch moved the Lions to the 9, and Barkley finished the drive off with a 6-yard run followed by a 3-yard run into the end zone for a 28-0 advantage.

Relentless pressure from the Penn State defense continued and gave Penn State the ball back at the Akron 45 with 2:14 remaining in the second quarter. McSorley converted a fourth-and-2 with a 7-yard completion down the sideline to Johnson, and then Barkley broke free around the left edge for a 30-yard touchdown run.

The Rest

Penn State added a field goal and two more touchdowns, while not letting up on defense.

SCORING SUMMARY

	1	2	3	4	OT	F
UA	0	0	0	0	-	0
PSU	14	21	10	7	-	52

1st	8:13	PSU				0-7
	0:49	PSU	DeAndre Thompkins 61 yd punt return (T. Davis kick)			
	0:49	PSU	Saquon Barkley 3 yd run (T. Davis kick)	10-75/4:49/0-14		
	0:23	PSU	Mike Gesicki 13 yd pass from McSorley (T. Davis kick)			
2nd	8:48	PSU	Trace McSorley 4 yd run (T. Davis kick)	3-87/0:51/0-21		
	4:49	PSU	Saquon Barkley 3 yd run (T. Davis kick)	5-62/2:30/0-28		
	0:23	PSU	Saquon Barkley 30 yd run (T. Davis kick)	5-45/1:51/0-35		
3rd	6:01	PSU	Tyler Davis 47 yd field goal	8-62/4:03/0-38		
	1:02	PSU	Mike Gesicki 2 yd pass from McSorley (T. Davis kick)	3-58/1:23/0-45		
4th	10:20	PSU	Tommy Stevens 5 yd run (T. Davis kick)	5-66/1:56/0-52		

TEAM STATS

	UA	PSU
First Downs	12	24
Rushing Yards	73	247
Passing Yards	86	322
Passing (C-A-Int)	14-29-1	21-31-1
Total Offense	159	569
Plays	63	65
Fumbles (#-Lost)	1-0	0-0
Penalties (#-Yards)	9-84	5-45
Possession Time	30:30	29:30
3rd-Down Conv.	4-17	3-9
Red-Zone	0-0	5-6
Touchdowns	0	5
Field goals	0	0

OTHER

Time of Game		3:25
Akron	0-1, 0-0	MAC
Penn State	1-0, 0-0	B1G

Milestones

- The win was the 50th of Penn State head coach James Franklin's career as head coach and 26th at Penn State.
- DeAndre Thompkins set a school record with an average of 31.8 yards on four punt returns. He returned one for a 61-yard touchdown and another for 42 yards. The previous record was 31.7 yards per return by Derrick Williams vs. Temple in 2006.

Difference Makers

Penn State

- RB Saquon Barkley – Barkley totaled 246 all-purpose yards, gaining 172 on the ground on 14 carries with two touchdowns, hauling in three receptions for 54 yards and returning a kickoff 20 yards. His 80-yard run in the second quarter was the second-longest of his career. Barkley turned in his 11th career 100-plus yard rushing effort and he now has 27 career rushing touchdowns to rank eighth all-time at Penn State.
- QB Trace McSorley – McSorley completed 18-of-25 passes for 280 yards and two touchdowns, while rushing for 48 yards and a touchdown on 12 carries. It marked his 16th consecutive game with a touchdown dating back to the TaxSlayer Bowl after the 2015 season, extending his record. He now has 33 career touchdown passes to rank ninth in Penn State history.
- TE Mike Gesicki – Gesicki enjoyed a career game, setting career highs with six receptions and two touchdowns. He totaled 58 yards.

INDIVIDUAL STATISTICS

RUSHING

Akron-Nelson, Kato 9-39; Ball, Warren 13-27; Morgan, Manny 3-13; Williams, Andre 1-7; Sands, Deltron 1-1; Edwards, Van 5-minus 2; Woodson, Thomas 2-minus 12. Penn State-Barkley, Saquon 14-172; McSorley, Trace 12-48; Sanders, Miles 1-16; Stevens, Tommy 4-16; TEAM 1-minus 2; Robinson, Andre 2-minus 3.

PASSING

Akron-Woodson, Thomas 12-23-1-71; Kelley, Robbie 0-2-0-0; Nelson, Kato 1-2-0-11; Johns, Nick 1-2-0-4. Penn State-McSorley, Trace 18-25-1-280; Stevens, Tommy 3-6-0-42.

RECEIVING

Akron-Chapman, Tra'Von 3-10; Coney, A.J. 2-25; Smith, Kwadarrus 2-23; Bickley, Fransohn 2-21; Ball, Warren 2-3; Stewart, Nate 1-4; Williams, Newman 1-2; Young, Anthony 1-minus 2. Penn State-Gesicki, Mike 6-58; Johnson, Juwan 4-84; Hamilton, DaeSean 3-74; Barkley, Saquon 3-54; Thompkins, DeAndre 2-29; Panoast, Tom 1-12; Stevens, Tommy 1-7; Polk, Brandon 1-4.

TOP TACKLERS (T-UA-A)

Akron-Guiser, Zach 10-8-2; Davis, Alvin 6-5-1; Gilbert, Ulysses 5-3-2; Hauser, Andrew 5-2-3; Lako, John 3-2-1; Reinke, Brian 3-0-3. Penn State-Miller, Jarvis 5-3-2; Chavis, Tyrell 5-2-3; Bowen, Manny 5-1-4; Buchholz, Ryan 4-2-2; Brown, Cam 4-2-2; Windsor, Robert 4-1-3; Smith, Brandon 4-0-4.





**GAME 2**

**PITT 14**

vs.

**33 PENN STATE**

BEAVER STADIUM  
ABC      SEPT. 9, 2017  
ATTN: 109,898



**GAME RECAP**

**UNIVERSITY PARK, Pa.** - No. 4 Penn State dominated the field position battle with strong defense and special teams and Saquon Barkley and Mike Gesicki scored a pair of touchdowns each in a 33-14 victory over Pittsburgh.

The Nittany Lions led from their first score to the end, never allowing Pitt within single digits after building a 14-0 lead in the first quarter. Penn State was also aided by its seventh-largest crowd ever and the largest since 2009, as 109,898 packed Beaver Stadium.

Penn State's average drive start was at its own 37, while Pitt's average drive start was inside its own 18, and the Nittany Lions took advantage with four touchdowns and a safety, while Pitt reached the end zone just once despite a pair of 15-play drives. On special teams, Penn State held the Panthers inside the 20 twice and four of Blake Gillikin's six punts landed inside the 20, with his last setting up a safety to put the game out of reach. Safety Marcus Allen made the safety stop and led the Lions with 12 tackles.

Barkley amassed 183 all-purpose yards, rushing 14 times for 88 yards and a touchdown, catching four passes for 45 yards and a touchdown, and returning two kicks for 50 yards. Quarterback Trace McSorley completed 15-of-28 passes for 164 yards and three touchdowns, with his lone interception coming on an end-of-half Hail Mary play. Gesicki matched Barkley's four receptions and totaled 39 yards and two touchdowns.

Defensively, linebackers Jason Cabinda and Koa Farmer followed Allen in the tackles ledger with eight apiece, Defensive backs Grant Haley and Troy Apke hauled in an interception each and defensive end Shareef Miller had two of Penn State's five sacks.

**First Half (Penn State 14, Pitt 3)**

Trace McSorley and Mike Gesicki teamed up to give Penn State a two-touchdown lead at the start, with some help from Grant Haley, but Pitt was able to use a ball control offense to keep the Nittany Lion offense off the field in the second quarter.

Penn State could not have asked for a better start, intercepting Pitt's fourth play from scrimmage on defense and scoring on the ensuing offensive possession. On the game's first drive, Pitt QB Max Browne overthrew his intended target on first-and-10 from the Pitt 29 and found Penn State's Haley instead at the 50. Haley returned the pick 42 yards to the Pitt 8-yard line, setting up a short toss to a wide open Gesicki on Penn State's first offensive play.

McSorley engineered a six-play, 62-yard touchdown drive later in the quarter. McSorley broke free for a career-long 36-yard run on third-and-2 to key the drive. Later on a third-and-2 from the 10, McSorley found Gesicki on a screen and he slipped inside the pylon for his second score with 5:20 remaining in the quarter.

Pitt assembled a lengthy drive over the remainder of the first quarter and into the second quarter, eating 8:02 on 15 plays, but only gaining 31 yards before punting.

Penn State was forced to punt on the ensuing possession and abbreviated Pitt's next drive with an interception by Troy Apke, but a sack of McSorley on third-and-8 from the Penn State 43 forced another punt, and Pitt reclaimed the ball at their own 13 with 6:42 remaining in the half.

Pitt assembled another 15-play drive to wind the clock down to 1:12, converting a 28-yard field goal after advancing 77 yards.

**Third-Fourth Quarter (Penn State 28, Pitt 6)**

Penn State started on offense from its own 25 and quickly reached midfield on consecutive Barkley rushes of 17 and 11 yards, respectively. McSorley ran for four yards before the Lions were forced to punt, but Blake Gillikin's punt was fair caught at the Penn State 5 and the Nittany Lion defense only yielded eight yards before forcing a three-and-out. Thompkins returned the ensuing punt 14 yards to the Pitt 46, and it only took the Nittany Lions one play to score, as McSorley found Barkley over the middle for a career-long 46-yard touchdown reception and 21-3 lead.

Pitt answered with a nine-play, 59-yard field goal drive. Ollison moved the Panthers to the edge of the red zone with a 32-yard rush to the Penn State 21. Alex Kessman's kick from 24 yards out to made the score 21-6.

Both teams traded punts before Penn State put together another touchdown drive. Starting at their own 22, the Nittany Lions quickly crossed into Pitt territory as Barkley rushed for 22 yards, and then 15 more were added on a horse collar tackle penalty to spot the ball at the Pitt 41. Barkley rushed for 11 more to the 30, and after McSorley called his own number for two yards, he connected with Brandon Polk on an 18-yard completion to the 10 for first-and-goal. Barkley rushed for two yards to end the quarter, and then punched it in from eight yards out on the first play of the fourth quarter.

**The Finish (Penn State 33, Pitt 14)**

Pitt answered the Barkley score with its first touchdown, driving 75 yards on nine plays. Ollison ignited the drive with 30 yards on a shovel pass to the Penn State 33. The Panthers chipped their way to the Penn State 33, and on third-and-goal, backup quarterback Ben DiNucci ran around the left end for a touchdown. DiNucci stayed in the game for the two-point conversion and hit Ollison on a shovel pass to make it 28-14, but that was as close as Pitt would come.

**SCORING SUMMARY**

	1	2	3	4	OT	F
<b>PITT</b>	0	3	3	8	-	14
<b>PSU</b>	14	0	7	12	-	33

1st	12:53	PSU	1-8/0:04/0-7
			Mike Gesicki 8 yd pass from McSorley (T. Davis kick)
	5:20	PSU	6-62/2:43/0-14
			Mike Gesicki 10 yd pass from McSorley (T. Davis kick)
2nd	1:12	UP	15-77/5:30/3-14
			Alex Kessman 28 yd field goal
3rd	10:32	PSU	1-46/0:09/3-21
			Saquon Barkley 46 yd pass from McSorley (T. Davis kick)
	06:03	UP	9-59/4:29/6-21
			Alex Kessman 24 yd field goal
4th	14:54	PSU	6-78/2:32/6-28
			Saquon Barkley 8 yd run (T. Davis kick)
	10:09	UP	9-75/4:45/14-28
			Ben DiNucci 3 yd run (Quadree Ollison pass from DiNucci)
	5:53	PSU	14-30
			Marcus Allen safety
	3:34	PSU	7-34/2:11/14-33
			Tyler Davis 24 yd field goal

**TEAM STATS**

	PITT	PSU
First Downs	24	14
Rushing Yards	155	148
Passing Yards	187	164
Passing (C-A-Int)	24-41-2	15-28-1
Total Offense	342	312
Plays	86	52
Fumbles (#-Lost)	1-1	1-0
Penalties (#-Yards)	6-55	1-15
Possession Time	38:20	21:40
3rd-Down Conv.	5-17	4-12
Red-Zone	3-4	4-4
Touchdowns	1	3
Field goals	2	1

**OTHER**

Time of Game		3:20
Pitt	1-1, 0-0 ACC	
Penn State	2-0, 0-0 B1G	

**INDIVIDUAL STATISTICS**

**RUSHING**

Pitt-Ollison, Quadree 15-96; Moss, Chawntez 11-46; Hall, Darrin 5-19; DiNucci, Ben 5-8; Ffrench, Maurice 1-8; Maddox, Avonte 1-1; Henderson, Quadree 2-minus 5; Browne, Max 5-minus 18.  
Penn State-Barkley, Saquon 14-88; McSorley, Trace 8-65; TEAM 1-minus 2; Sanders, Miles 1-minus 3.

**PASSING**

Pitt-Browne, Max 19-32-2-138; DiNucci, Ben 5-9-0-49.  
Penn State-McSorley, Trace 15-28-1-164.

**RECEIVING**

Pitt-Weah, Jester 6-65; Araujo-Lopes, Rafael 4-42; Flanagan, Matt 3-19; Ollison, Quadree 2-30; Hall, Darrin 2-9; Ffrench, Maurice 2-9; Henderson, Quadree 2-5; Moss, Chawntez 2-minus 4; Mathews, Aaron 1-12.  
Penn State-Barkley, Saquon 4-45; Gesicki, Mike 4-39; Hamilton, DaeSean 3-45; Polk, Brandon 1-18; Thompkins, DeAndre 1-12; Johnson, Juwan 1-4; Stevens, Tommy 1-1.

**TOP TACKLERS (T-UA-A)**

Pitt-Idowu, Oluwaseun 8-6-2; Garner, Bricen 6-5-1; Zeise, Elijah 6-4-2; Jackson, Dane 5-4-1.  
Penn State-Allen, Marcus 9-3; Cabinda, Jason 8-5-3; Farmer, Koa 8-4-4; Scott, Nick 7-4-3; Apke, Troy 4-4-0; Haley, Grant 4-3-1; Campbell, Christian 4-3-1; Bowen, Manny 3-1.



GAME 3

GEORGIA STATE 0



vs.



56

PENN STATE

BEAVER STADIUM  
BTN

SEPT. 16, 2017  
ATTN: 102,746



GAME RECAP

**UNIVERSITY PARK, Pa.** - Trace McSorley and Saquon Barkley turned in record performances in the first half as Penn State cruised past Georgia State, 56-0, before 102,746 fans in Beaver Stadium.

Barkley enjoyed a career-day through the air, pulling in an 85-yard touchdown reception as part of a four-catch, 142-yard effort. It was the third-longest passing play in Penn State history and the longest ever by Penn State in Beaver Stadium. McSorley finished with 309 yards passing and four touchdowns on 18-of-23 passing after throwing for a Penn State-record 258 yards and three touchdowns in the first half. Both only played through the first two drives of the third quarter.

Barkley and McSorley were not the only contributors offensively, as eight different Nittany Lions ultimately found the end zone. Tommy Stevens, who also threw for a touchdown, caught the first touchdown of the game, while receivers Saeed Blacknall, DaeSean Hamilton and Brandon Polk also added touchdown catches. Running backs Miles Sanders and Andre Robinson both broke free for long touchdown runs in the second half.

Earning their second shutout in three games, the Penn State defense pulled in five turnovers; all of which led to touchdowns. Marcus Allen highlighted the unit's takeaways with his first career interception, which he returned 50 yards into Georgia State territory. Penn State did not allow the Panthers into the red zone until the final drive of the game. Daniel Joseph, who had not made a collegiate tackle entering the game, piled up 2.0 tackles for loss and 1.0 sack on the evening. Overall, Penn State piled up 11 stops behind the line, including three sacks.

Penn State outgained Georgia State 526 yards to 320 and earned its largest win since defeating Coastal Carolina, 66-10, in 2008.

**First Quarter (Penn State 14, Georgia State 0)**

Penn State got off to a fast start, ignited by a 37-yard kickoff return by Saquon Barkley, as it marched 63 yards on eight plays for a touchdown on its opening drive. McSorley completed five consecutive passes on the drive to move Penn State into the red zone, and he concluded it with a 10-yard touchdown pass to Tommy Stevens out of the backfield.

Penn State was able to move off its own 1-yard line to its 22 on its second drive but was forced to punt. A 52-yard punt by Blake Gillikin and a defensive stop gave Penn State slightly better position on its next drive, but the Nittany Lions faced third-and-12 from their own 15. Under pressure McSorley, dumped off to Barkley in the left flat, and Barkley maneuvered past multiple Georgia State defenders down the sideline for an 85-yard touchdown with 49 seconds remaining in the first quarter.

**Second Quarter (Penn State 35, Georgia State 0)**

The Nittany Lions needed just three plays to cover 86 yards for a touchdown on their third touchdown drive of the game. McSorley connected with Barkley out of the backfield for a 44-yard wheel-route reception down the right sideline to the Georgia State 42, Miles Sanders followed with a 15-yard rush around the left end and then McSorley connected with DaeSean Hamilton on a 27-yard touchdown pass with 11:44 to go in the second quarter for a 21-0 lead.

The two teams traded punts, and then a Grant Haley interception setup a one-play scoring drive, as Toney and Sanders scored from 29 yards out for a 28-0 advantage.

Georgia State had its deepest penetration into Penn State territory of the half on its next possession, reaching the Penn State 25, but Shaka Toney dropped Georgia State back five yards on a rushing play, and then Marcus Allen earned his first career interception at the 25, returning it 50 yards to the Georgia State 25. McSorley then capped a four-play drive with an 8-yard touchdown rush with 3:26 remaining before the break for a 35-0 halftime lead.

**Third Quarter (Penn State 49, Georgia State 0)**

Georgia State received the half-opening kickoff and reached the Penn State 37, but Georgia State quarterback Connor Manning fumbled under pressure and Kevin Givens recovered it at the Penn State 45. McSorley then completed a 21-yard pass to Saeed Blacknall on third-and-3 to the Georgia State 18 and eventually found Brandon Polk in the end zone from 15-yards out for a 42-0 lead.

True freshman Tariq Castro-Fields intercepted Manning's pass on the first play of Georgia State's ensuing possession to give the Nittany Lions the ball back at the Georgia State 42. Stevens caught a 9-yard pass and then took over at quarterback, handing off to Mark Allen for eight yards, taking a 10-yard sack back to the Georgia State 35, and then taking a hit while launching a 35-yard touchdown pass to Blacknall in the back of the end zone for a 49-0 lead.

**Fourth Quarter (Penn State 56, Georgia State 0)**

Andre Robinson broke free for a career-long 41-yard rushing touchdown with 8:55 remaining for the final margin.

SCORING SUMMARY

	1	2	3	4	OT	F
GSU	0	0	0	0	-	0
PSU	14	21	14	7	-	56

1st	11:48	PSU	8-63/3:12/0-7
		Tommy Stevens 10 yd pass from McSorley (T. Davis kick)	
	0:49	PSU	3-83/0:58/0-14
		Saquon Barkley 85 yd pass from McSorley (T. Davis kick)	
2nd	11:44	PSU	3-86/1:09/0-21
		DaeSean Hamilton 27 yd pass from McSorley (T. Davis kick)	
	8:55	PSU	1-29/0:09/0-28
		Miles Sanders 29 yd rush (T. Davis kick)	
	3:26	PSU	4-25/2:02/0-35
		Trace McSorley 8 yd rush (T. Davis kick)	
3rd	7:56	PSU	6-55/2:45/0-42
		Brandon Polk 15 yd pass from McSorley (T. Davis kick)	
	6:01	PSU	4-42/1:45/0-49
		Saeed Blacknall 35 yd pass from Stevens (T. Davis kick)	
4th	8:55	PSU	4-69/1:47/0-56
		Andre Robinson 41 yd rush (T. Davis kick)	

TEAM STATS

	GSU	PSU
First Downs	21	19
Rushing Yards	150	166
Passing Yards	170	360
Passing (C-A-Int)	18-32-3	21-29-0
Total Offense	320	526
Plays	81	53
Fumbles (#-Lost)	3-2	2-0
Penalties (#-Yards)	3-25	5-45
Possession Time	38:27	21:13
3rd-Down Conv.	11-21	4-9
Red-Zone	0-1	3-3
Touchdowns	0	3
Field goals	0	0

OTHER

Time of Game	3:19
Georgia State	0-2, 0-0 Sun Belt
Penn State	3-0, 0-0 B1G

INDIVIDUAL STATISTICS

RUSHING

Georgia State-Bateman, Taz 29-100; Winchester, Aaron 12-39; Hart, Penny 2-9; Neal, Tyler 3-4; Kirk, Demarcus 1-4; Manning, Conner 2-minus 6.

Penn State-Barkley, Saquon 10-47; Sanders, Miles 3-44; Robinson, Andre 2-39; McSorley, Trace 3-24; Allen, Mark 2-9; Eury, Nick 1-4; Stevens, Tommy 2-2; TEAM 1-minus 3.

PASSING

Georgia State-Manning, Conner 16-29-3-133; Winchester, Aaron 2-3-0-37.

Penn State-McSorley, Trace 18-23-0-309; Stevens, Tommy 2-4-0-43; Fessler, Billy 1-2-0-8.

RECEIVING

Georgia State-Hart, Penny 7-56; Bateman, Taz 3-19; Boyd, Todd 2-32; Smith, Glenn 2-9; Ifedi, Jonathan 1-22; Werts, Ari 1-15; Neal, Tyler 1-12; Jones, Tahir 1-5.

Penn State-Barkley, Saquon 4-142; Blacknall, Saeed 3-64; Hamilton, DaeSean 3-44; Thompkins, DeAndre 3-25; Gesicki, Mike 2-26; Stevens, Tommy 2-19; Johnson, Juwan 2-17; Polk, Brandon 1-15; Holland, Jonathan 1-8.

TOP TACKLERS (T-UA-A)

Georgia State-Smith, Jerome 6-6-0; Williams, Bryan 6-6-0; Traylor, James 3-3-0.

Penn State-Bowen, Manny 6-4-2; Wade, Lamont 5-4-1; Smith, Brandon 4-3-1; Cabinda, Jason 4-3-1; Toney, Shaka 4-2-2; Miller, Shareef 3-3-0; Joseph, Daniel 3-2-1; Allen, Marcus 3-2-1; Apke, Troy 3-2-1; Scott, Nick 3-2-1; Jordan, Ellison 3-1-2.



**GAME 4**

**PENN STATE 21**




vs.



**19 IOWA**

KINNICK STADIUM  
ABC      SEPT. 23, 2017  
ATTN: 66,205



**GAME RECAP**

**IOWA CITY, Iowa.** - Down four facing fourth-and-goal from the 7-yard line with four seconds remaining, Penn State quarterback Trace McSorley zipped a pass over the middle to wide receiver Juwan Johnson on a crossing route in the back of the end zone, giving the fourth-ranked Nittany Lions a 21-19 win over Iowa in Kinnick Stadium.

Saquon Barkley led Penn State with the most prolific night in Nittany Lion history, as he totaled a school-record 358 all-purpose yards by rushing 28 times for 211 yards and a touchdown, catching 12 passes for 94 yards and returning three kickoffs for 53 yards.

McSorley was held without a touchdown pass until the final play, but extended his streak to 19 consecutive games. He completed 31-of-48 passes for 284 yards on the night, while rushing for 61 yards on 17 attempts.

Johnson enjoyed a career night, as his seven catches for 92 yards were both career highs, and the touchdown was the first of his career.

Penn State's offense ran a school-record tying 99 plays and totaled 579 yards, while its defense limited Iowa to 273 yards on 45 plays. Iowa totaled 219 of those yards in the second half though as they rallied from a 15-7 deficit with two fourth-quarter touchdowns. McSorley engineered an 80-yard touchdown drive though with 1:42 remaining.

**The Finish**

Trailing 15-7 after a Penn State punt, Iowa took over at its own 26 with 11:32 remaining in the game. On third-and-6 from the 30, running back Akrum Wadley broke free for a 70-yard touchdown reception with 10:02 remaining. The two-point conversion was no good, and Penn State took over with a two-point lead from its own 11.

Penn State ultimately wound 7:20 off the clock with a 16-play, 75-yard drive that ended with a blocked 31-yard field goal. It was nearly a three-and-out, but Barkley hurdled a defender on third-and-6 on a screen pass for a first down to keep the drive alive. Barkley also converted a fourth-and-1 at the Iowa 43, rushing for four yards to the Iowa 39. The drive stalled out at the 13 though, and Iowa took over at the 20 with 2:42 remaining after the blocked field goal.

A pass interference penalty on the first play moved the Hawkeyes to their 35, and then completions from quarterback Nate Stanley of eight and 22 yards advanced Iowa to the Penn State 35. Wadley found a seam to rush 35 yards for the touchdown with 1:42 to go. The two-point conversion attempt failed, leaving Iowa with a 19-15 lead.

After the kickoff, Penn State took over at its own 20. McSorley found Johnson for 12 yards, and then missed on his next two before completing an 8-yard pass to Barkley to bring up fourth-and-2. Penn State called timeout with 58 seconds remaining, and then McSorley zipped a 6-yard pass to Saeed Blacknall over the middle to the Penn State 46 to move the chains.

McSorley next took open field for 12 yards to the 42, and then he completed an 18-yard pass to Johnson and a 14-yard pass to Barkley to the Iowa 10. McSorley found tight end Mike Gesicki for three yards to the Iowa 7, but his next two passes were incomplete, and Penn State called timeout on fourth down with four seconds remaining.

Penn State sent three receivers crossing over the middle, and McSorley found Johnson for the winning score.

**First Half (Iowa 7, Penn State 5)**

Penn State outgained Iowa 219 yards to 54 in the first half, but Iowa took advantage of a late interception for a halftime lead and the half's lone touchdown.

Both teams punted on their first two possessions before Penn State got on the board with a field goal with 1:01 remaining in the first quarter. Penn State drove 66 yards on 11 plays to the Iowa 1-yard line, with Barkley carrying the ball three times for 33 yards and catching two passes for 14 yards to key the drive. The Hawkeyes held strong at the goal line though, stopping McSorley at the pylon on third down, and the Nittany Lions elected to have Tyler Davis kick a 19-yard field goal.

Penn State increased its lead to 5-0 with a safety after downing a punt at the 1-yard line. Shareef Miller was able to get into the backfield on a pitch to Akrum Wadley for a safety with 7:40 remaining in the half.

The Nittany Lions earned one last drive in the half starting at their own 6 with 1:52 remaining after a 53-yard punt. Penn State worked its way out to midfield, but McSorley was hit on a throw, knocking the trajectory of his throw to a wide open Mike Gesicki lower, and straight into the hands of Iowa linebacker Josey Jewell. Jewell returned the pick 33 yards to the 21 with 43 seconds remaining in the half.

It took Iowa just one play to find the end zone, as Nate Stanley hit Nick Easley with a touchdown pass with 37 seconds remaining in the half. Iowa, which had gained just 33 yards of offense before the touchdown throw, took a 7-5 lead to halftime.

**Third-Fourth Quarter (Penn State 15, Iowa 7)**

Davis kicked a 21-yard field goal for an 8-7 Penn State lead at 10:42 in the third quarter. Iowa crossed the 50 for the first time on a 29-yard completion to Ithmir Smith-Marsette, but Marcus Allen forced a fumble on the very next play and Grant Haley recovered it at the Penn State 25.

The turnover led to a Penn State touchdown drive. Barkley broke free for 44 yards on the first play of the drive, and the Nittany Lions chipped their way down to the 8, where Barkley took it into the end zone on second-and-goal. The score gave the Nittany Lions a 15-7 lead with 5:16 remaining in the third quarter.

Neither team scored until Stanley hit Wadley for a 70-yard touchdown pass on third down with 10:02 remaining in the fourth, setting the stage for the dramatic finish.

SCORING SUMMARY						
	1	2	3	4	OT	F
<b>PSU</b>	3	2	10	6	-	21
<b>IOWA</b>	0	7	0	12	-	19

1st	1:01	PSU			11-66/5:06/3-0	
2nd	7:40	PSU			5-0	
	0:37	IOWA			1-21/0:06/5-7	
3rd	10:42	PSU			7-55/2:25/8-7	
	5:16	PSU			8-75/3:07/15-7	
4th	10:02	IOWA			3-74/1:30/5-13	
	1:42	IOWA			3-80/1:00/15-19	
	0:00	PSU			12-80/1:42/21-19	

TEAM STATS		
	PSU	IOWA
First Downs	29	11
Rushing Yards	295	82
Passing Yards	284	191
Passing (C-A-Int)	31-48-1	13-22-0
Total Offense	579	273
Plays	99	45
Fumbles (#-Lost)	2-1	1-1
Penalties (#-Yards)	8-90	3-25
Possession Time	39:39	20:21
3rd-Down Conv.	6-18	3-11
Red-Zone	4-5	0-1
Touchdowns	2	0
Field goals	2	0

OTHER		
Time of Game		3:31
Iowa	3-1, 0-1 B1G	
Penn State	4-0, 1-0 B1G	

**INDIVIDUAL STATISTICS**

RUSHING	
Penn State-Barkley, Saquon	28-211; McSorley, Trace 17-61; Robinson, Andre 4-19; Sanders, Miles 1-6; TEAM 1-minus 2.
Iowa-Wadley, Akrum	19-80; Stanley, Nate 4-2.

PASSING	
Penn State-McSorley, Trace	31-48-1-284.
Iowa-Stanley, Nate	13-22-0-191.

RECEIVING	
Penn State-Barkley, Saquon	12-94; Johnson, Juwan 7-92; Gesicki, Mike 5-25; Hamilton, DaeSean 2-46; Thompkins, DeAndre 2-14; Blacknall, Saeed 1-6; Sanders, Miles 1-6; Holland, Jonathan 1-1.
Iowa-Wadley, Akrum	4-75; Smith-Marsette, Ithmir 2-37; Vandeberg, Matt 2-27; Easley, Nick 2-27; Kelly-Martin, Ivory 2-12; Fant, Noah 1-13.

TOP TACKLERS (T-UA-A)	
Penn State-Cabinda, Jason	6-3-3; Miller, Shareef 5-5-0; Allen, Marcus 5-4-1; Apke, Troy 4-3-1; Campbell, Christian 3-3-0; Cothran, Curtis 3-3-0.
Iowa-Jewell, Josey	16-11-5; Hooker, Amani 13-11-2; Rugamba, Manny 9-8-1; Taylor, Miles 7-6-1; Bower, Bo 7-4-3; Niemann, Ben 6-4-2; Nelson, Anthony 5-4-1; Bazata, Nathan 5-3-2; Jackson, Joshua 5-3-2.



GAME 5

INDIANA 14



vs.



45 PENN STATE

BEAVER STADIUM  
BTN

SEPT. 30, 2017  
ATTN: 107,526



GAME RECAP

**UNIVERSITY PARK, Pa.** – The Penn State special teams units helped build a four-touchdown lead in the first quarter, as the fourth-ranked Nittany Lions defeated Indiana, 45-12.

It was a historic afternoon for senior DaeSean Hamilton, who became Penn State's career receptions leader. With nine receptions for 122 yards and a career-high three touchdowns, Hamilton has 181 career receptions, breaking the record of 179 held by Deon Butler.

Saquon Barkley set the tone, returning the opening kickoff 98 yards for his first career return touchdown. Jason Cabinda, who matched a career high with 14 tackles in the game, forced a fumble on Indiana's first offensive drive to setup a touchdown drive for Penn State's second score. Then a pair of punts turned into scoring opportunities, as Irvin Charles forced a fumble on a punt return that was scooped up by Nick Scott for a touchdown, and punter Blake Gillikin absorbed a hit to draw a personal foul for a first down, leading to yet another touchdown drive. It marks the first time since 2001 that Penn State has had two special teams touchdowns in the same game.

Indiana responded with a pair of touchdowns in the second quarter to cut the deficit in half, but the Hoosiers were shut out in the second half, while Penn State added a field goal and a pair of Hamilton touchdowns for the final margin. Turnovers were a factor throughout the game, as Penn State won the battle in the category 4-1, forcing and recovering three fumbles and adding an Amani Oruwariye interception.

Barkley surpassed 200 all-purpose yards for the fourth time this season and added a touchdown pass to Hamilton in the fourth quarter to become the first Big Ten player and sixth in FBS since 1996 to return a kickoff for a touchdown and throw a touchdown pass in the same game. He finished with 205 all-purpose yards with 98 yards coming on the return, 56 yards rushing on 20 carries and 51 yards receiving on four catches.

Trace McSorley had his seventh 300-yard passing game of his career, completing 23-of-36 passes for 315 yards and two touchdowns, extending his games with a touchdown streak to 20 games. He also rushed for one touchdown.

**First Quarter (Penn State 28, Indiana 0)**

Penn State's special teams and defense helped the Nittany Lions jump out to a 28-0 lead in the opening stanza. The 28 points were the most Penn State had scored in the first quarter since scoring the same against Illinois in 2005.

Barkley returned the opening kickoff 98 yards to open the scoring, and then Christian Campbell forced a fumble on Indiana's ensuing possession that Cabinda recovered and returned four yards to the Indiana 29-yard line. Using a 24-yard completion to Juwan Johnson and a 7-yard rush by Barkley, Penn State moved inside the Indiana 5, and

McSorley scored with a rush from 1-yard out three plays later for a 14-0 lead with 11:41 remaining in the first quarter.

Penn State's next offensive possession ended with a punt, but Charles forced a fumble on the return at the Indiana 13, and Nick Scott scooped it and scored for a 21-0 lead with 6:34 remaining in the quarter.

The Penn State defense forced a three-and-out and Penn State took over on its own 27 for its next drive. The Hoosiers forced a three-and-out, but a roughing the punter penalty gave the Nittany Lions a first down and 15 yards to the Penn State 37. Barkley made a one-handed catch in the backfield, made a move to juke All-American linebacker Tegray Scales, and rumbled for 36 yards to the Indiana 27 on the very next play. The nine-play, 73-yard drive concluded with an 8-yard touchdown pass to DaeSean Hamilton for a 28-0 advantage with 41 seconds remaining in the quarter.

**Second Quarter (Penn State 28, Indiana 14)**

Indiana got on the scoreboard early in the second quarter, as Ian Thomas broke free for a 54-yard reception down to the Penn State 2, and Ricky Brookins punched it into the end zone on the next play, cutting the deficit to 28-7 with 14:01 to go in the half.

Both teams would trade punts for the rest of the quarter until McSorley was intercepted at the Indiana 40 by Jonathan Crawford with 2:49 to go in the half. Indiana drove 60 yards on eight plays in 2:05 for a touchdown, which was scored on an 18-yard touchdown throw from Peyton Ramsey to Simmie Cobbs Jr.

**Third Quarter (Penn State 38, Indiana 14)**

Tyler Davis was able to drill a 45-yard field goal for a 31-14 lead with 5:50 remaining in the third.

Indiana reached midfield in just two plays on its ensuing possession after Devonte Williams found space for a 23-yard rush to the Penn State 48, but he fumbled on the next carry on a hit from Marcus Allen, and Parker Cothren recovered it at the line of scrimmage to setup a touchdown drive.

Penn State needed just four plays to cover 52 yards. McSorley found Saeed Blacknall for 18 on the first play to advance to the Indiana 34, and then McSorley picked up a first down rushing for seven yards and then three to reach the 24. McSorley fired to the end zone on the next play, finding Hamilton for his second touchdown of the day and a 38-14 lead with 3:22 to go in the third.

**Fourth Quarter (Penn State 45, Indiana 14)**

Hamilton scored his third touchdown of the day on a pass from Barkley. At the 16-yard line, Barkley took a pitch in the backfield from McSorley to draw the defense forward, and Barkley tossed it over the defense to an open Hamilton for the touchdown.

SCORING SUMMARY

	1	2	3	4	OT	F
<b>IU</b>	0	14	0	0	-	14
<b>PSU</b>	28	0	10	7	-	45

1st	14:46	PSU	Saquon Barkley 98 yd kickoff return (T. Davis kick)	0-7
	11:41	PSU	Trace McSorley 1 yd run (T. Davis kick)	6-39/2:45/0-14
	6:34	PSU	Nick Scott 13 yd fumble recovery (T. Davis kick)	0-21
	0:41	PSU	DaeSean Hamilton 8 yd pass from McSorley (T. Davis kick)	9-73/4:28/0-21
2nd	14:01	IND	Ricky Brookins 2 yd run (Oakes kick)	6-75/1:40/7-28
	0:44	IND	Simmie Cobbs Jr. 18 yd pass from Ramsey (Oakes kick)	8-60/2:05/14-28
3rd	5:50	PSU	Tyler Davis 45 yd field goal	8-40/3:24/14-31
	3:22	PSU	DaeSean Hamilton 24 yd pass from McSorley (T. Davis kick)	4-52/1:36/14-38
4th	4:13	PSU	DaeSean Hamilton 16 yd pass from Barkley (T. Davis kick)	5-73/2:20/14-45

TEAM STATS

	IU	PSU
First Downs	19	20
Rushing Yards	177	39
Passing Yards	175	331
Passing (C-A-Int)	15-32-1	24-37-1
Total Offense	352	370
Plays	79	74
Fumbles (#-Lost)	3-3	0-0
Penalties (#-Yards)	2-20	2-7
Possession Time	26:31	33:29
3rd-Down Conv.	7-18	6-18
Red-Zone	2-2	3-4
Touchdowns	2	3
Field goals	0	0

OTHER

Time of Game	3:16
Indiana	2-2, 0-2 B1G
Penn State	5-0, 2-0 B1G

INDIVIDUAL STATISTICS

RUSHING

Indiana-Ramsey, Peyton 12-53; Ellison, Morgan 9-53; Gest, Cole 10-48; Philyor, Whop 3-13; Williams, Devonte 5-9; Rodriguez, Alex 3-9; Brookins, Ricky 3-4; TEAM 1-minus 2; Lagow, Richard 1-minus 10.  
Penn State-Barkley, Saquon 20-56; Hamilton, DaeSean 1-2; McSorley, Trace 16-minus 19.

PASSING

Indiana-Ramsey, Peyton 8-17-1-78; Lagow, Richard 7-15-0-97.  
Penn State-McSorley, Trace 23-36-1-315; Barkley, Saquon 1-1-0-16.

RECEIVING


Indiana-Thomas, Ian 5-91; Cobbs Jr., Simmie 5-44; Williams, Devonte 1-23; Watercutter, Ryan 1-7; Mack, Taysir 1-4; Philyor, Whop 1-4; Brookins, Ricky 1-2.  
Penn State-Hamilton, DaeSean 9-122; Johnson, Juwan 4-63; Barkley, Saquon 4-51; Gesicki, Mike 3-19; Thompkins, DeAndre 2-53; Blacknall, Saeed 1-18; Pancoast, Tom 1-5.

TOP TACKLERS (T-UA-A)

Indiana-Scales, Tegray 11-7-4; Fields, Tony 10-7-3; Covington, Chris 8-3-5; Dutra, Chase 7-6-1; Barwick Jr., Mike 5-1-4.  
Penn State-Cabinda, Jason 14-6-8; Bowen, Manny 8-1-7; Smith, Brandon 7-0-7; Allen, Marcus 6-2-4; Campbell, Christian 4-2-2; Apke, Troy 4-2-2; Cothren, Parker 4-2-2; Haley, Grant 4-2-2; Miller, Shareef 4-1-3; Brown, Cam 4-1-3.







**MARCUS ALLEN** 2  
 Safety | 6-2 | 205  
 Senior/Senior  
 Upper Marlboro, Md./ Dr. Henry Wise H.S.  
 Major: Broadcast Journalism

» CAREER NOTES & RECORDS

**NCAA:** Is tied for No. 12 among active FBS defenders with 279 career tackles.

**Career:** Ranks No. 8 on Penn State's career tackles chart with 279 stops, trailing Dennis Onkotz (287; 1967-69) for No. 7...Owns eight career double-digit tackle games (two in 2014, two in 2015, three in 2016, one in 2017)...Blocked the field goal attempt vs. Ohio State, which was picked up and returned for a touchdown by Grant Haley, the first blocked field goal returned for a touchdown in Penn State history.

» 2017

**Awards:** Earned the Lott IMPACT Trophy Player of the Week on Sept. 12 after piling up 13 tackles vs. Pittsburgh...Named to the Paycom Jim Thorpe Award weekly honor roll on Sept. 13 for his efforts vs. Pittsburgh...Earned *Pro Football Focus* Big Ten Team of the Week following his effort vs. Indiana (9/30)...Selected to the preseason watch list for the Bednarik Award, Lott IMPACT Trophy, Nagurski Trophy and Thorpe Award... Selected preseason first-team All-American by *Sporting News*...Earned preseason third-team All-America from *Athlon Sports* and *Pro Football Focus*.

**Season:** Started five games...Selected team captain prior to the season.

**Rankings:** Tied for No. 23 in the FBA and No. 5 in the Big Ten in forced fumbles per game (0.4).

**Akron (9/2):** Totaled three tackles, all in the first half...Combined with Christian Campbell on a first-quarter tackle for loss...Notched one pass breakup...Part of a defense that logged 14.0 tackles for loss, the most since recording 15.0 vs. Temple in 2015...One of eight players to be a part of three-straight seasons with a shutout (Illinois, 2015; at Rutgers, 2016; Akron, 2017), marking the longest such streak since a three-year span from 1989-91...Part of a defense that logged a season-opening shutout for the first time since 2007 (FIU, 59-0). **Pittsburgh (9/9):** Recorded his eighth career double-digit tackle game with a game-high 13 stops, including 10 solo...Logged a fourth-quarter tackle for loss, taking down Pittsburgh running back Darrin Hall for a safety, the first Penn State safety since 2010 (D. Still, vs. Minnesota)...Added one pass breakup...Selected as the coaching staff's Co-Defensive Player of the Week with Grant Haley. **Georgia State (9/16):** Grabbed the first interception of his career in the second quarter and returned it 50 yards...Added three tackles, all coming in the first half...A part of a unit that posted its second shutout of the season, marking the first time since 2009 a Nittany Lion defense posted two shutouts in a single season...Helped Penn State force five turnovers (three interceptions, two fumble recoveries), the first time since forcing five turnovers last season at Indiana (five fumble recoveries)...Part of a secondary that nabbed three interceptions in a game for the first time since doing so at Maryland in 2015...Named the coaching staff's Defensive Player of the Week. **at Iowa (9/23):** Forced an Iowa fumble - recovered by Grant Haley - by knocking the ball loose near midfield, which led to a Saquon Barkley 8-yard touchdown run... Notched five tackles...Totaled a career-high 2.0 tackles for loss, including Penn State's lone sack - a fourth-quarter takedown of Nate Stanley...Added a second-quarter solo TFL to bring up a third-and-long and eventually force an Iowa punt. **Indiana (9/30):** Tallied six tackles...Combined with Jason Cabinda on a second-quarter tackle for loss...Forced a fumble in the third quarter, which was recovered by Parker Cothren, and led to a Penn State touchdown...Added one pass breakup... Part of a defense that forced at least one turnover for the sixth-straight game.

» 2017 GAME-BY-GAME


*Tackles (Solo-Assisted-Total)*

AKRON 0-3-3; PITTSBURGH 10-3-13; GEORGIA STATE 2-1-3; at Iowa 4-1-5; INDIANA 2-4-6.

» ALLEN'S CAREER STATISTICS & GAME HIGHS

	UA-A	TK	FF	FR	I	PBU	SACK	TFL
2014	35-23	58	-	-	-	3	1.0-11	2.0-13
2015	43-38	81	2	1	-	2	1.0-9	5.0-19
2016	57-53	110	1	2	-	3	-	6.0-15
2017	18-12	30	2	-	1	3	1.0-4	4.0-12
<b>CAREER</b>	<b>153-126</b>	<b>279</b>	<b>5</b>	<b>3</b>	<b>1</b>	<b>11</b>	<b>3.0-24</b>	<b>17.0-59</b>

**Tackles** ..... 22; Minnesota, 10/1/16  
**Sacks** ..... 1.0; Three Times: Last at Iowa, 9/23/17  
**Tackles for Loss** ..... 2.0; at Iowa, 9/23/17  
**Forced Fumbles** ..... 1; Five Times: Last Indiana, 9/30/17  
**Fumble Recoveries** ..... 1; Three Times: Last at Indiana, 11/12/16  
**Interceptions** ..... 1; Georgia State, 9/16/17  
**Pass Breakups** ..... 2; Twice: Last at Michigan, 9/24/16  
**Blocked Kicks** ..... 1 (FG); Ohio State, 10/22/16  
**Safety** ..... 1; Pittsburgh, 9/9/17



**MARK ALLEN** 8  
 Running Back | 5-6 | 185  
 Graduate/Junior  
 Hyattsville, Md./DeMatha  
 Major: Management & Organizational Leadership (master's)

» 2017

**Season:** Appeared in two games.

**Georgia State (9/16):** Carried twice for nine yards, including a long run of eight yards...Returned one punt for 10 yards.

» 2017 GAME-BY-GAME

*Rushing (Carries-Yards-TD)*

AKRON DNP; PITTSBURGH DNP; GEORGIA STATE 2-9-0; at Iowa 0-0-0; INDIANA DNP.

» ALLEN'S CAREER OFFENSIVE STATISTICS & GAME HIGHS

	Att.-Yds.	Avg.	TD	LG	Rec.-Yds.	Avg.	TD	LG
2015	27-98	3.6	1	28	4-44	11.0	1	16
2016	29-115	4.0	1	17	4-24	6.0	1	27
2017	2-9	4.5	-	8	-	-	-	-
<b>CAREER</b>	<b>58-222</b>	<b>3.8</b>	<b>2</b>	<b>28</b>	<b>8-68</b>	<b>8.5</b>	<b>2</b>	<b>27</b>

**Rushing attempts** ..... 8; Indiana, 10/10/15  
**Rushing Yards** ..... 45; Indiana, 10/10/15  
**Rushing Touchdowns** ..... 1; Twice: Last at Purdue, 10/29/16  
**Longest Rush** ..... 28 yards; Indiana, 10/10/15  
**Receptions** ..... 2; Indiana, 10/10/15  
**Receiving Yards** ..... 29; San Diego State, 9/26/15  
**Receiving Touchdowns** ..... 1; Twice: Last at Rutgers, 11/19/16  
**Longest Reception** ..... 27 yards; at Rutgers, 11/19/16

» 2017 GAME-BY-GAME


*Punt Returns (Returns-Yards-TD-YPR)*

AKRON DNP; PITTSBURGH DNP; GEORGIA STATE 1-10-0-10.0; at Iowa 0-0-0-0.0; INDIANA DNP.

» ALLEN'S CAREER PUNT RETURN STATISTICS & GAME HIGHS

	No.	Yds.	Avg.	TD	LG
2015	5	33	6.6	-	14
2016	-	-	-	-	-
2017	1	10	10.0	-	10
<b>CAREER</b>	<b>1</b>	<b>10</b>	<b>10.0</b>	<b>-</b>	<b>10</b>

**Punt Returns** ..... 4; at Temple, 9/5/15  
**Punt Return Yards** ..... 33; at Temple, 9/5/15  
**Long Punt Return** ..... 14 yards; at Temple, 9/5/15



**TROY APKE** 28  
 Safety | 6-1 | 200  
 Senior/Senior  
 Mt. Lebanon, Pa./Mount Lebanon  
 Major: Criminology

» 2017

**Awards:** Earned *Pro Football Focus* Big Ten Team of the Week honors on Sept. 12 after collecting an interception and five tackles vs. Pittsburgh.

**Season:** Started five games...Blocked his first career kick on a field goal attempt in the fourth quarter at Iowa (9/23).

**Akron (9/2):** Recorded three tackles, including one solo stop, all coming in the first half...Had one punt return for three yards in the fourth quarter, his first career punt return...One of eight players to be a part of three-straight seasons with a shutout (Illinois, 2015; at Rutgers, 2016; Akron, 2017), marking the longest such streak since a three-year span from 1989-91...Part of a defense that logged a season-opening shutout for the first time since 2007 (FIU, 59-0). **Pittsburgh (9/9):** Made five stops, including four solo...Collected his second career interception in the second quarter...Added a quarterback hurry in the third quarter. **Georgia State (9/16):** Totaled three tackles...Added one pass breakup...A part of a unit that posted its second shutout of the season, marking the first time since 2009 a Nittany Lion defense posted two shutouts in a single season. **at Iowa (9/23):** Blocked his first career kick on a fourth-quarter field goal attempt...Logged four tackles - three solo. **Indiana (9/30):** Totaled four tackles.

» 2017 GAME-BY-GAME

*Tackles (Solo-Assisted-Total)*

AKRON 1-2-3; PITTSBURGH 4-1-5; GEORGIA STATE 2-1-3; at Iowa 3-1-4; INDIANA 2-2-4.

» APKE'S CAREER STATISTICS & GAME HIGHS

	UA-A	TK	FF	FR	I	PBU	SACK	TFL
2014	2-0	2	-	-	-	-	-	-
2015	14-12	26	1	-	-	1	-	-
2016	11-17	28	-	1	1	-	-	-
2017	12-7	19	-	-	1	1	-	-
<b>CAREER</b>	<b>34-33</b>	<b>67</b>	<b>1</b>	<b>1</b>	<b>2</b>	<b>2</b>	<b>-</b>	<b>-</b>

**Tackles** ..... 7; Michigan State, 11/26/16  
**Forced Fumbles** ..... 1; Rutgers, 9/19/15  
**Fumble Recoveries** ..... 1; Michigan State, 11/26/16  
**Interceptions** ..... 1; Twice: Last Pittsburgh, 9/9/17  
**Long Interception Return** ..... 10 yards; Iowa, 11/5/16  
**Pass Breakups** ..... 1; Twice: Last Georgia State, 9/16/17  
**Blocked Kicks** ..... 1 (FG); at Iowa, 9/23/17

» 2017 GAME-BY-GAME


*Punt Returns (Returns-Yards-TD-YPR)*

AKRON 1-3-0-3.0; PITTSBURGH 0-0-0-0.0; GEORGIA STATE 0-0-0-0.0; at Iowa 0-0-0-0.0; INDIANA 0-0-0-0.0.

» APKE'S CAREER PUNT RETURN STATISTICS & GAME HIGHS

	No.	Yds.	Avg.	TD	LG
2017	1	3	3.0	-	3
<b>CAREER</b>	<b>1</b>	<b>3</b>	<b>3.0</b>	<b>-</b>	<b>3</b>

**Punt Returns** ..... 1; Akron, 9/2/17  
**Punt Return Yards** ..... 3; Akron, 9/2/17  
**Long Punt Return** ..... 3 yards; Akron, 9/2/17




**JOE ARCANGELO** 41  
 Tight End | 6-4 | 252  
 Junior/Sophomore  
 Clarks Summit, Pa./Abington Heights  
 Major: Economics

» 2017

**Season:** Appeared in one game...Made his Penn State debut vs. Georgia State (9/16)...One of 23 student-athletes to make their collegiate debut in 2017.

**Georgia State (9/16):** Made his Penn State debut.



**ALEX BARBIR** 90  
 Kicker | 5-9 | 193  
 Sophomore/Freshman  
 Cumming, Ga./South Forsyth  
 Major: Division of Undergraduate Studies

» 2017

**Season:** Appeared in two games...Made collegiate debut vs. Akron (9/2)...One of 23 student-athletes to make their collegiate debut in 2017... One of 17 freshmen (14 redshirt, 3 true) to appear in 2017.

**Akron (9/2):** Made collegiate debut in the third quarter...Had two kickoffs for an average of 56.5 yards. **Georgia State (9/16):** Hit three kickoffs for an average of 63.7 yards.

» BARBIR'S CAREER KICKOFF STATISTICS

	No.	Yds	AVG	TB	OB
2017	5	304	60.8	-	2
<b>CAREER</b>	<b>5</b>	<b>304</b>	<b>60.8</b>	<b>-</b>	<b>2</b>



**SAQUON BARKLEY**

26

Running Back | 5-11 | 228  
Junior/Junior  
Coplay, Pa./Whitehall  
Major: Journalism

» CAREER NOTES & RECORDS

**NCAA:** Is the active FBS leader in all-purpose yards per game (147.57)...Sits tied No. 2 among active offensive players in scoring per game (7.4), which sits tied for No. 24 among overall active FBS scorers...Is No. 4 among active FBS players in rushing yards per game (104.9)...Ranks tied for No. 8 on the active FBS list in total touchdowns (37)...Sits No. 9 on the active FBS rushing yards list (3,146)...Is No. 10 on the all-purpose yards (4,427) list among active FBS players and is the only non-senior on among the top-10.

**Career:** Is the only player in Penn State history with rush and reception of 80-plus yards in a career...Became the seventh player in Penn State history to reach 3,000 yards rushing in a career...Ranks No. 7 on Penn State's career rushing list with 3,146 yards, trailing D.J. Dozier (3,227; 1983-86) for No. 6...Is just the eighth player in Penn State history with multiple 1,000-yard rushing seasons...Sits tied for No. 5 on the career rushing touchdowns chart (29), one shy of Charlie Pittman (30; 1967-69) for the No. 4 spot...Ranks tied for No. 9 with 12 career 100-yard games (five in 2015, five in 2016, two in 2017), including three 200-yard efforts (two in 2016, one in 2017)...Owns the career record for receiving yards by a running back with 949 yards, passing Tony Hunt's mark of 799 yards (2003-06) vs. Georgia State (9/16/17), doing so with 26 fewer receptions...Sits No. 5 on Penn State's career all-purpose yards with 4,427 yards...Is the ninth player in school history to eclipse the 4,000 all-purpose yard mark...Is No. 9 in Penn State history with 222 career points scored...Has 96 rushes of 10 or more yards in his career (34 in 2015, 46 in 2016, 16 in 2017)...Owns seven multi-rushing touchdown games in his career (two in 2015, four in 2016, one in 2017)...Has 10 multi-touchdown games (two in 2015, six in 2016, two in 2017)...Had a streak of 14 consecutive games with at least one rush of 20 yards snapped at Rutgers (11/19), a streak that was the second-longest in college football in the last 20 years (19 - LaMichael James, Oregon [2008-10])...Owns four career Big Ten Offensive Player of the Week honors (two in 2016, two in 2017) and one Big Ten Special Teams Player of the Week (2017).

**Season:** Finished No. 5 on Penn State's single-season rushing yardage chart with 1,496 yards in 2016...Broke the sophomore rushing record formerly held by Evan Royster (1,236; 2008) with 1,496 yards in 2016...Owns the sophomore scoring record and ranked No. 4 on the single-season scoring list with 132 points, passing Kevin Kelly's sophomore mark of 96 points (2006)...Barkley and Tyler Davis (128) became the first set of teammates to score 100 points in the same season in Penn State history...Broke the sophomore rushing touchdowns record with his 14th score of 2016 at Rutgers (11/19) in the third quarter and finished with 18 rushing scores...Became the first Nittany Lion since Zach Zwinak (12; 2013) to score 10-plus touchdowns in a season...His 22 overall touchdowns (18 rushing, 4 receiving) are No. 4 on the single-season charts...The 22 total touchdowns are the most since Larry Johnson scored 23 in 2002...His 18 rushing touchdowns tied Richie Anderson (1992) for No. 5 on Penn State's single-season charts...Finished No. 2 on Penn State's single-season all-purpose yards list with 1,927 yards in 2016, the highest total since Larry Johnson's school-record 2,655 yards in 2002...Broke Penn State's freshman (true or redshirt) season record with 1,076 rushing yards in 2015, surpassing D.J. Dozier's mark of 1,002 set in 1983...His 2015 season effort ranks 17th on the Penn State single-season rushing charts...Finished tied for first place on the Penn State true freshman season rushing touchdown (Dozier, 7) and 100-yard rushing games lists (Dozier, 5)...Broke Penn State freshman (true or redshirt) season record for all-purpose yards with 1,237, surpassing the mark set by Dozier (1,191; 1983).

**Game:** Set the single game all-purpose yards mark with 358 at Iowa (9/23/17), accounting for 211 yards rushing, 94 yards receiving and 53 yards on kickoff return, topping Curt Warner's previous mark of 341 vs. Syracuse in 1981...The all-purpose yardage total vs. Iowa ranks No. 10 all-time in the Big Ten record books and marks the fifth 300-all-purpose yard game in Penn State history...His 12 receptions vs. Iowa (9/23) are the most in school history by a running back...The 12 catches vs. the Hawkeyes are the most by a Big Ten running back since Stephen Houston (Indiana) had 12 at Purdue (11/24/12)...Joins Ki-Jana Carter as the only players in Penn State history with multiple 80-yard rushes in program history (81 at Purdue, 2016; 80 vs. Akron, 2017)...His 85-yard touchdown catch is the third-longest reception in Penn State history and the longest by a Penn State player in Beaver Stadium

history...Produced the fourth 300-plus all-purpose yard game in Penn State history with 306 yards against USC (1/2/17) in the 2017 Rose Bowl...Became the 15th different Penn Stater with a 200-yard rushing game vs. Maryland (10/8/16) with 202 yards, which ranks No. 24 on Penn State's single-game rushing charts...His 207 yards rushing at Purdue (10/29/16) rank No. 21 on the single-game charts and are the most since Larry Johnson's 279 yards vs. Michigan State in 2002...Twice broke the Penn State sophomore record for all-purpose yards, first with 277 (207 rushing, 70 receiving) at Purdue (10/29/16) and again vs. USC (1/2/17) in the Rose Bowl with 306 (194 rushing, 55 receiving, 54 kick return)...Tallied 30 points at Pittsburgh (9/10/16), which is tied for No. 4 in Penn State history (fifth occasion).

» 2017

**Awards:** Named Big Ten Co-Offensive Player of the Week (Barrett, OSU) on Sept. 4 after rushing for 174 yards and totaling 246 all-purpose yards vs. Akron...Earned Big Ten Rose Bowl Player of the Week on Sept. 5 after his effort vs. Akron in the season opener...Selected to the Paul Hornung Award Honor Roll on Sept. 11 after posting 183-all purpose yards and two touchdowns vs. Pittsburgh...Named Big Ten Offensive Player of the Week on Sept. 25 after breaking the school record for all-purpose yards vs. Iowa...Graded out as the top offensive player in the FBS by *Pro Football Focus* to earn a spot on the National Team of the Week...The effort vs. Iowa also earned him Rose Bowl Big Ten Player of the Week, Maxwell Award Player of the Week, along with a spot on the Hornung Award Honor Roll and *Pro Football Focus* Big Ten Team of the Week...Named Big Ten Special Teams Player of the Week and garnered a spot on the Hornung Award Honor Roll on Oct. 2 after posting 205 all-purpose yards vs. Indiana, including a 98-yard kickoff return for the touchdown to open the game...Selected to the preseason watch list for the Doak Walker Award, Maxwell Award and Walter Camp Award...Among 10 players named to the Big Ten preseason honors list, as selected by the conference's media members, joining teammate Trace McSorley...Named preseason first-team All-America by the *Associated Press*, *ESPN.com*, *Pro Football Focus*, *Sports Illustrated*, *Sporting News*, *USA Today*, *Lindy's*, *Street & Smith* and *Athlon Sports*...Named the No. 5 player in FBS by *SI.com*...Earned the No. 1 spot on *Sports Illustrated's* "Feldman's Freaks" list heading into the 2017 campaign.

**Season:** Started five games...Selected team captain prior to the season...Had a streak of nine-straight games with a rushing touchdown snapped vs. Georgia State, which was the longest streak by a Penn Stater since Larry Johnson had 11 in a row in 2002...Set the single game all-purpose yards mark with 358 (211 rush, 94, receiving, 53 KR), a total that sits No. 10 all-time in the Big Ten...Became the first Big Ten player and sixth FBS player with a kickoff return for a touchdown and a passing touchdown in the same game since 1996 when he did both vs. Indiana (9/30)...Is the first Penn State player in the last 20 years with 50 rushing yards, 50 receiving yards, a passing touchdown and kickoff return for a touchdown in a game...Is only the ninth non-quarterback in Penn State history to throw a touchdown pass (10 occasions), joining teammate Nick Scott (Illinois; 2015)...

**Rankings:** Leads the FBS and the Big Ten in all-purpose yards (243.6)...Sits No. 7 nationally and is tied for No. 1 in the Big Ten in kickoff return touchdowns (1)...Ranks No. 11 in the FBS and No. 3 in the Big Ten in kickoff return average (32.3)...Sits No. 14 in the FBS and No. 2 in the Big Ten in rushing yards per game (114.8)...Is tied for No. 15 nationally and No. 1 in the Big Ten lead in total touchdowns (7)...Is No. 20 nationally and No. 4 in the Big Ten in yards per carry (6.67)...Sits No. 28 in the FBS and leads the Big Ten in combined kick return yards (258)...Ranks No. 49 nationally and No. 4 in the Big Ten in receptions per game (5.4)...Is No. 51 in the FBS and No. 5 in the Big Ten in receiving yards per game (77.2)...Ranks No. 52 in the FBS and No. 2 in the Big Ten in rushing touchdowns (4)...Is tied for No. 58 nationally and No. 6 in the Big Ten in scoring per game (8.4).

**Akron (9/2):** Rushed for 174 yards and two touchdowns on 14 carries...Posted the second-longest rush of his career, an 80 yard burst in the second quarter...Notched his seventh career multi-rushing touchdown game and ninth career multi-touchdown game...The 80-yard run is tied for No. 10 in program history (eight occasions)...Caught three passes for 54 yards...Returned one kickoff for 20 yards...Totaled 246 all-purpose yards. **Pittsburgh (9/9):** Carried 14 times for 88 yards and one touchdown...Tied a team high with four receptions and 45 yards...Had a then-career-long 46 yard reception in third quarter, scoring a touchdown on the play...Posted his 10th career game with multiple touchdowns...Returned two kickoffs for 50 yards with a long of 32 yards...Owned a game-high 183 all-purpose yards...Earned the coaching staff's Offensive Player of the Week. **Georgia State (9/16):** Led the team with 226 all-purpose yards...Caught four passes for a career-high 142 yards and one touchdown...His 142 yards receiving are the most by a Penn State running back since Len Krouse had 155 yards out of the backfield vs. Syracuse in 1940...Is the

first Penn State running back with 100 receiving yards since Tony Hunt had 110 yards at Minnesota in 2004...The 142 receiving yards are the most by a Big Ten running back since Curtis Samuel (OSU) had 177 vs. Bowling Green in 2016...Had an 85-yard reception for a touchdown in the first quarter, a career long that eclipsed his 46-yard reception vs. Pittsburgh (9/9/17)...Had one kickoff return for a career-long 37 yards to open the game...Rushed 10 times for 47 yards with a long run of 33 yards. **at Iowa (9/23):** Totaled 358 all-purpose yards to set the school record and rank No. 10 on the Big Ten's all-purpose charts...Posted his third-career 200-yard rushing game with a career-best 211 yards rushing...Caught a career-high 12 passes for 94 yards, marking the first 10-plus reception game since 2014 (DaeSean Hamilton 14; vs. Ohio State, 2014)...Returned three kickoffs for 53 yards...Had one rushing touchdown...Made his first career tackle in the second quarter on an interception return...Garnered the coaching staff's Offensive Player of the Week. **Indiana (9/30):** Became the first Big Ten player and sixth FBS player with a kickoff return for a touchdown and a passing touchdown in the same game since 1996...Rushed 20 times for 56 yards and caught four passes for 51 yards...Returned the opening kickoff 98 yards for a touchdown, the first Penn State kickoff return for a touchdown since 2011...Totaled 205 all-purpose yards (56 rushing, 51 receiving and 98 return)...Attempted and completed his first career pass, a 16-yard touchdown pass to DaeSean Hamilton in the fourth quarter...The passing touchdown was the first for a Penn State running back since Nick Scott threw a scoring pass against Illinois in 2015 and was the longest completion by a running back at Penn State since Eric McCoo completed a 63-yard touchdown pass vs. Illinois in 2001.

» 2017 GAME-BY-GAME

**Rushing (Carries-Yards-TD)**  
AKRON 14-172-2; PITTSBURGH 14-88-1; GEORGIA STATE 10-47-0; at Iowa 28-211-1; INDIANA 10-256-0.

**Receiving (Receptions-Yards-TD)**  
AKRON 3-54-0; PITTSBURGH 4-45-1; GEORGIA STATE 4-142-1; at Iowa 12-94-0; INDIANA 4-51-0.

**All-Purpose Yards (Rush-Receiving-Return-Total Yards-TD)**  
AKRON 172-54-20-246-2; PITTSBURGH 88-45-50-183-2; GEORGIA STATE 47-142-37-226-1; at Iowa 211-94-53-358-1; INDIANA 56-51-98-205-1.

» BARKLEY'S CAREER OFFENSIVE STATISTICS & GAME HIGHS

	Att.-Yds.	Avg.	TD	LG	Rec.-Yds.	Avg.	TD	LG
2015	182-1,076	5.9	7	56	20-161	8.1	1	32
2016	272-1,496	5.5	18	81	28-402	14.4	4	44
2017	86-574	6.7	4	80	27-386	14.3	2	85
<b>CAREER</b>	<b>540-3,146</b>	<b>5.8</b>	<b>29</b>	<b>81</b>	<b>78-949</b>	<b>12.2</b>	<b>7</b>	<b>85</b>

<b>Rushing Attempts</b> .....	33; at Indiana, 11/12/16
<b>Rushing Yards</b> .....	211; at Iowa, 9/23/17
<b>Rushing Touchdowns</b> .....	4; at Pittsburgh, 9/10/16
<b>Longest Rush</b> .....	81 yards; at Purdue, 10/29/16
<b>Receptions</b> .....	12; at Iowa, 9/23/17
<b>Receiving Yards</b> .....	142; Georgia State, 9/16/17
<b>Receiving Touchdowns</b> .....	1; Six Times: Last Georgia State, 9/16/17
<b>Longest Reception</b> .....	85 yards; Georgia State, 9/16/17
<b>Pass Completions</b> .....	1; Indiana, 9/30/17
<b>Pass Attempts</b> .....	1; Indiana, 9/30/17
<b>Passing Yards</b> .....	16; Indiana, 9/30/17
<b>Passing Touchdowns</b> .....	1; Indiana, 9/30/17
<b>Long Pass</b> .....	16 yards; Indiana, 9/30/17

**NOTE:** Completed his first career pass attempt vs. Indiana (2017), a 16-yard touchdown pass to DaeSean Hamilton.

» 2017 GAME-BY-GAME

**Kickoff Returns (Returns-Yards-TD-YPR)**  
AKRON 1-20-0-20.0; PITTSBURGH 2-50-0-25.0; GEORGIA STATE 1-37-0-37.0; at Iowa 3-53-0-17.6; INDIANA 1-98-1-98.0

» BARKLEY'S CAREER KICKOFF RETURN STATISTICS & GAME HIGHS

	No.	Yds.	Avg.	TD	LG
2015	-	-	-	-	-
2016	3	74	24.7	-	33
2017	8	258	32.3	1	98
<b>CAREER</b>	<b>11</b>	<b>332</b>	<b>30.2</b>	<b>1</b>	<b>98</b>

<b>Kick Returns</b> .....	3; at Iowa, 9/23/17
<b>Kick Return Yards</b> .....	98; Indiana, 9/30/17
<b>Long Kick Return</b> .....	98 yards; Indiana, 9/30/17
<b>Kickoff Return Touchdowns</b> .....	1, Indiana, 9/30/17
<b>All-Purpose Yards</b> .....	358; at Iowa, 9/23/17

**NOTE:** Has one career tackle (at Iowa, 2017)...Has one career pass attempt for 16 yards and a touchdown.





**RYAN BATES** 52  
 Offensive Line | 6-4 | 310  
 Junior/Sophomore  
 Warrington, Pa./Archbishop Wood  
 Major: Labor & Employment Relations

» 2017  
**Season:** Started five games at left tackle.

**Akron (9/2):** Helped pave the way for 569 total yards...Cleared the way for Saquon Barkley's 174 rushing yards for his 11th career 100-yard rushing game...Protected Trace McSorley to the tune of 280 passing yards and two scoring throws...Didn't allow a sack or quarterback hurry...Part of the offensive line unit that was named the coaching staff's Offensive Player of the Week. **Pittsburgh (9/9):** Part of an offensive line that allowed just one sack...Blocked for 148 total rushing yards - including 88 from Saquon Barkley - and protected Trace McSorley to the tune of three touchdowns and 164 yards passing...Enabled the team to eclipse the 30-point mark for the ninth-straight game. **Georgia State (9/16):** Guided the offense to 526 yards of total offense, including Trace McSorley's sixth-career 300-yard passing game (309 yards) and his school-record fourth game with four-or-more touchdown passes...Helped Penn State score eight offensive touchdowns, coming from eight different Penn Staters...Saw Penn State eclipse the 30-point mark for the 10th-straight game, the third-longest active streak in the FBS and just the fifth streak of 10-or-more games in Big Ten history. **at Iowa (9/23):** Helped Penn State to a season-high 579 yards of total offense on a school-record 99 offensive plays...Paved the way for Saquon Barkley's career-high 211 rushing yards and 94 receiving yards, which helped Barkley to a school-record 358 all-purpose yards...Blocked for Trace McSorley's 284-yard passing effort. **Indiana (9/30):** Helped protect Trace McSorley for his seventh career 300-yard passing game...Allowed the passing game time to find DaeSean Hamilton on nine occasions, which led to Hamilton breaking Penn State's career receptions record.



**SAEED BLACKNALL** 13  
 Wide Receiver | 6-3 | 208  
 Senior/Senior  
 Manalapan, N.J./Manalapan  
 Major: Telecommunications

» 2017  
**Season:** Appeared in five games with one start...Started his first game of the season vs. Indiana (9/30).

**Pittsburgh (9/9):** Made his first career tackle, a combined special teams stop with Nick Scott in the first quarter. **Georgia State (9/16):** Made three catches for 64 yards...Caught Tommy Stevens' first career touchdown pass, a 35-yard connection, in the third quarter. **at Iowa (9/23):** Made his only catch on fourth-and-2, gaining six yards to move the chains on Penn State's game-winning touchdown drive. **Indiana (9/30):** Made one catch for 18 yards in his first start of the season.


» 2017 GAME-BY-GAME  
*Receiving (Receptions-Yards-TD)*  
 AKRON 0-0-0; PITTSBURGH 0-0-0; GEORGIA STATE 3-64-1; at Iowa 1-6-0; INDIANA 1-18-0.

» BLACKNALL'S CAREER OFFENSIVE STATISTICS & GAME HIGHS

	Att.-Yds.	Avg.	TD	LG	Rec.-Yds.	Avg.	TD	LG
2014	1-(-1)	(-1.0)	-	(-1)	11-112	10.2	1	24
2015	-	-	-	-	8-248	31.0	1	59
2016	-	-	-	-	15-347	23.1	3	70
2017	-	-	-	-	5-88	17.6	1	35
<b>CAREER</b>	<b>1-(-1)</b>	<b>(-1.0)</b>	<b>-</b>	<b>(-1)</b>	<b>38-789</b>	<b>20.8</b>	<b>6</b>	<b>70</b>

**Rushing Attempts** ..... 1; vs. Boston College, 12/27/14  
**Rushing Yards** ..... -1; vs. Boston College, 12/27/14  
**Receptions** ..... 6; vs. Wisconsin, 12/3/16  
**Receiving Yards** ..... 155; vs. Wisconsin, 12/3/16  
**Receiving Touchdowns** ..... 2; vs. Wisconsin, 12/3/16  
**Longest Reception** ..... 70 yards; vs. Wisconsin, 12/3/16

**NOTE:** Has one career tackle on kickoff coverage (Pittsburgh, 2017).



**MANNY BOWEN** 43  
 Linebacker | 6-1 | 226  
 Junior/Junior  
 Barnegat, N.J./Barnegat  
 Major: Media Studies

» 2017  
**Season:** Started five games.

**Akron (9/2):** Tied for the team lead with five stops, all coming in the first quarter...Combined with Tyrell Chavis on a tackle for loss in the first quarter...Was a part of a defense that logged 14.0 tackles for loss, the most since recording 15.0 vs. Temple in 2015...Part of a defense that logged a season-opening shutout for the first time since 2007 (FIU, 59-0). **Pittsburgh (9/9):** Totaled four tackles...Added one quarterback hurry and one pass breakup. **Georgia State (9/16):** Led the team and tied for game high with six tackles...Combined with Shaka Toney on a third-quarter sack of Conner Manning, a play which Manning fumbled and Penn State recovered...A part of a unit that posted its second shutout of the season, marking the first time since 2009 a Nittany Lion defense posted two shutouts in a single season. **at Iowa (9/23):** Made two stops, including a solo hit behind the line of scrimmage. **Indiana (9/30):** Ranked second on the team with eight tackles.

» 2017 GAME-BY-GAME  
*Tackles (Solo-Assisted-Total)*  
 AKRON 1-4-5; PITTSBURGH 3-1-4; GEORGIA STATE 4-2-6; at Iowa 2-0-2; INDIANA 1-7-8.

» BOWEN'S CAREER STATISTICS & GAME HIGHS

	UA-A	TK	FF	FR	I	PBU	SACK	TFL
2015	12-6	18	1	1	-	-	-	0.5-2
2016	35-33	68	-	-	-	2	2.0-16	8.5-30
2017	11-14	25	-	-	-	1	0.5-4	2-8
<b>CAREER</b>	<b>58-53</b>	<b>111</b>	<b>1</b>	<b>1</b>	<b>-</b>	<b>3</b>	<b>2.5-20</b>	<b>11.0-40</b>

**Tackles** ..... 12; Ohio State, 10/22/16  
**Sacks** ..... 1.0; Twice: Last Michigan State, 11/26/16  
**Tackles for Loss** ..... 2.0; Minnesota, 10/1/16  
**Fumble Recoveries** ..... 1; Army, 10/3/15  
**Forced Fumbles** ..... 1; at Michigan State, 11/28/15  
**Pass Breakups** ..... 1; Three Times: Last Pittsburgh, 9/9/17



**CAM BROWN** 6  
 Linebacker | 6-5 | 222  
 Sophomore/Sophomore  
 Burtonsville, Md./The Bullis School  
 Major: Division of Undergraduate Studies

» 2017  
**Season:** Appeared in four games.

**Akron (9/2):** Totaled four tackles...Made solo stop behind the line in the second quarter...Had one quarterback hurry...Was a part of a defense that logged 14.0 tackles for loss, the most since recording 15.0 vs. Temple in 2015...Part of a defense that logged a season-opening shutout for the first time since 2007 (FIU, 59-0). **Pittsburgh (9/9):** Logged two tackles. **at Iowa (9/23):** Had two tackles...Made a second-quarter stop on Akron Wadley on third down to force an Iowa punt. **Indiana (9/30):** Made four tackles...Added a pair of quarterback hurries.

» 2017 GAME-BY-GAME  
*Tackles (Total-Solo-Assisted)*  
 AKRON 2-2-4; PITTSBURGH 1-1-2; GEORGIA STATE DNP; at Iowa 1-1-2; INDIANA 1-3-4.

» C. BROWN'S CAREER STATISTICS & GAME HIGHS

	UA-A	TK	FF	FR	I	PBU	SACK	TFL
2016	14-19	33	-	-	-	-	0.5-1	1.5-2
2017	5-7	12	-	-	-	-	-	1.0-4
<b>CAREER</b>	<b>19-26</b>	<b>45</b>	<b>-</b>	<b>-</b>	<b>-</b>	<b>-</b>	<b>0.5-1</b>	<b>2.5-6</b>

**Tackles** ..... 10; at Michigan, 9/24/16  
**Sacks** ..... 0.5; at Rutgers, 11/19/16  
**Tackles for Loss** ..... 1.0; Twice: Last Akron, 9/2/17  
**Blocked Kicks** ..... 1 (punt); Ohio State, 10/22/16



**TORRENCE BROWN** 19  
 Defensive End | 6-3 | 254  
 Senior/Junior  
 Tuscaloosa, Ala./Tuscaloosa Academy  
 Major: Recreation, Parks & Tourism Management

» 2017  
**Season:** Started three games...Will miss the remainder of the season after suffering an injury vs. Georgia State (9/16).

**Akron (9/2):** Had three assisted tackles...Combined with Parker Cothren on a tackle for loss in the second quarter...Was a part of a defense that logged 14.0 tackles for loss, the most since recording 15.0 vs. Temple in 2015...One of eight players to be a part of three-straight seasons with a shutout (Illinois, 2015; at Rutgers, 2016; Akron, 2017), marking the longest such streak since a three-year span from 1989-91...Part of a defense that logged a season-opening shutout for the first time since 2007 (FIU, 59-0). **Pittsburgh (9/9):** Registered three assisted tackles...Combined with Koa Farmer on a first-quarter tackle for loss...Broke up his first career pass, a second-quarter attempt that he deflected at the line of scrimmage. **Georgia State (9/16):** Made a pair of stops, both coming in the first quarter, and didn't play the final three quarters.

» 2017 GAME-BY-GAME  
*Tackles (Solo-Assisted-Total)*  
 AKRON 0-3-3; PITTSBURGH 0-3-3; GEORGIA STATE 0-2-2; at Iowa INJ; INDIANA INJ.

» T. BROWN'S CAREER STATISTICS & GAME HIGHS

	UA-A	TK	FF	FR	I	PBU	SACK	TFL
2015	5-6	11	-	1	-	-	1.5-4	5.5-14
2016	16-17	33	3	2	-	-	0.5-4	6.0-18
2017	0-8	8	-	-	-	1	-	1.0-1
<b>CAREER</b>	<b>21-34</b>	<b>55</b>	<b>3</b>	<b>3</b>	<b>-</b>	<b>1</b>	<b>2.0-8</b>	<b>12.5-33</b>

**Tackles** ..... 6; at Pittsburgh, 9/10/16  
**Sacks** ..... 1.0; Michigan, 11/21/15  
**Tackles for Loss** ..... 2.0; Twice: Last at Pittsburgh, 9/10/16  
**Forced Fumbles** ..... 1; Twice: Last Temple, 9/17/16  
**Fumble Recoveries** ..... 1; Three Times: Last at Indiana, 11/12/16  
**Pass Breakups** ..... 1; Pittsburgh, 9/9/17  
**NOTE:** Has one career touchdown - a 9-yard fumble recovery for a score at Indiana (11/12/16).



**RYAN BUCHHOLZ** 97  
 Defensive End | 6-6 | 273  
 Junior/Sophomore  
 Malvern, Pa./Great Valley  
 Major: Media Studies

» 2017  
**Season:** Appeared in five games with two starts...Made his first career start at Iowa (9/23)...Joins Shareef Miller and Will Fries as first-time starters in 2017.

**Akron (9/2):** Logged career highs for tackles (4), tackles for loss (1.5) and sacks (1.0), all coming in the first half...Forced his first career fumble, which was recovered by Akron, in the first quarter...Combined with Robert Windsor on a first-quarter tackle for loss...Topped Akron quarterback Thomas Woodson for a solo sack in the second quarter...Added one quarterback hurry...Was a part of a defense that logged 14.0 tackles for loss, the most since recording 15.0 vs. Temple in 2015...Part of a defense that logged a season-opening shutout for the first time since 2007 (FIU, 59-0)...Named the coaching staff's Defensive Player of the Week. **Pittsburgh (9/9):** Collected two solo tackles. **Georgia State (9/16):** Made two tackles, including one solo. **at Iowa (9/23):** Made his first career start. **Indiana (9/30):** Had two tackles.

» 2017 GAME-BY-GAME  
*Tackles (Solo-Assisted-Total)*  
 AKRON 2-2-4; PITTSBURGH 2-0-2; GEORGIA STATE 1-1-2; at Iowa 0-0-0; INDIANA 0-2-2.

» BUCHHOLZ'S CAREER STATISTICS & GAME HIGHS

	UA-A	TK	FR	FF	I	PBU	SACK	TFL
2016	10-6	16	-	-	-	-	3.0-20	4.5-26
2017	5-5	10	-	1	-	-	1.0-8	1.5-9
<b>CAREER</b>	<b>15-11</b>	<b>26</b>	<b>-</b>	<b>1</b>	<b>-</b>	<b>-</b>	<b>4.0-28</b>	<b>6.0-35</b>

**Tackles** ..... 4; Akron, 9/2/17  
**Sacks** ..... 1.0; Four Times: Last Akron, 9/2/17  
**Tackles for Loss** ..... 1.5; Akron, 9/2/17  
**Forced Fumbles** ..... 1; Akron, 9/2/17





**JASON CABINDA** 40  
Linebacker | 6-1 | 234  
Senior/Senior  
Flemington, N.J./Hunterdon Central  
Major: Economics

» CAREER NOTES & RECORDS

**Career:** Owns seven career double-digit tackle games (three in 2015, three in 2016, one in 2017).

» 2017

**Awards:** Was the Lott IMPACT Trophy Player of the Week on Oct. 2 after producing a career-high-tying 14 tackles vs. Indiana...Earned *Pro Football Focus* Big Ten Team of the Week following his effort vs. Indiana (9/30)... Selected to the preseason watch list for the Bednarik Award, Butkus Award, Lott IMPACT Trophy and Nagurski Trophy.

**Season:** Started five games...Selected team captain prior to the season.

**Rankings:** Tied for No. 20 nationally and sits No. 4 in the Big Ten in fumble recoveries (1).

**Akron (9/2):** Made three tackles, all coming in the first half...One of eight players to be a part of three-straight seasons with a shutout (Illinois, 2015; at Rutgers, 2016; Akron, 2017), marking the longest such streak since a three-year span from 1989-91...Part of a defense that logged a season-opening shutout for the first time since 2007 (FIU, 59-0). **Pittsburgh (9/9):** Logged eight tackles to tie for second on the team with Koa Farmer and Nick Scott. **Georgia State (9/16):** Made four tackles - three solo...A part of a unit that posted its second shutout of the season, marking the first time since 2009 a Nittany Lion defense posted two shutouts in a single season. **at Iowa (9/23):** Made a team-best six tackles...Had 1.5 tackles for loss...Combined with Koa Farmer on a second-quarter tackle for loss...Made a solo stop behind the line of scrimmage in the third quarter. **Indiana (9/30):** Made a career-high-tying 14 tackles (Army, 2015)... Logged six solo tackles...Added one sack and 1.5 tackles for loss...Posted Penn State's lone sack in the first quarter with a solo takedown of Richard Lagow...Combined with Marcus Allen on a second-quarter tackle for loss...Recovered Penn State's first fumble of the game, which was forced by Christian Campbell, and returned it four yards...Part of a defense that forced at least one turnover for the sixth-straight game.

» 2017 GAME-BY-GAME

*Tackles (Solo-Assisted-Total)*

AKRON 0-3-3; PITTSBURGH 5-3-8; GEORGIA STATE 3-1-4; at Iowa 3-3-6; INDIANA 6-8-14.

» CABINDA'S CAREER STATISTICS & GAME HIGHS

	UA-A	TK	FF	FR	I	PBU	SACK	TFL
2014	7-10	17	-	-	-	-	-	0.5-1
2015	39-61	100	1	-	1	5	2.5-33	5.5-37
2016	36-45	81	-	-	-	3	1.0-13	4.0-20
2017	16-19	35	-	1	-	-	1.0-10	3.0-16
<b>CAREER</b>	<b>98-135</b>	<b>233</b>	<b>1</b>	<b>1</b>	<b>1</b>	<b>8</b>	<b>4.5-56</b>	<b>13.0-74</b>

**Tackles** ..... 14; Twice: Last Indiana, 9/30/17  
**Sacks** ..... 2.0; Army, 10/3/15  
**Tackles for Loss** ..... 2.0; Twice: Last Ohio State, 10/22/16  
**Forced Fumbles** ..... 1; Army, 10/3/15  
**Fumble Recoveries** ..... 1; Indiana, 9/30/17  
**Interceptions** ..... 1; at Northwestern, 11/7/15  
**Pass Breakups** ..... 2; at Rutgers, 11/19/16



**CHRISTIAN CAMPBELL** 1  
Cornerback | 6-1 | 191  
Senior/Senior  
Phenix City, Ala./Central  
Major: Journalism

» 2017

**Season:** Started five games...Has at least one pass breakup in six-straight games dating back to the 2017 Rose Bowl.

**Rankings:** Tied for No. 27 nationally and sits No. 4 in the Big Ten in passes defended per game (1.4).

**Akron (9/2):** Made two stops...Combined with Marcus Allen on a first-quarter tackle for loss...Added two pass breakups...Was a part of a defense that logged 14.0 tackles for loss, the most since recording 15.0 vs. Temple in 2015...Part of a defense that logged a season-opening shutout for the first time since 2007 (FIU, 59-0). **Pittsburgh (9/9):** Registered four tackles, including three solo...Added two pass breakups. **Georgia State (9/16):** Made two solo stops...Broke up a first-quarter pass on third down to force a Georgia State punt on its opening drive...A part of a unit that posted its second shutout of the season, marking the first time since 2009 a Nittany Lion defense posted two shutouts in a single season. **at Iowa (9/23):** Logged three solo stops...Added one pass breakup. **Indiana (9/30):** Tallied four tackles...Added one pass breakup...Forced the first fumble of the game for Penn State, which was recovered by Jason Cabinda... Part of a defense that forced at least one turnover for the sixth-straight game.

» 2017 GAME-BY-GAME


*Tackles (Solo-Assisted-Total)*

AKRON 0-2-2; PITTSBURGH 3-1-4; GEORGIA STATE 2-0-2; at Iowa 3-0-3; INDIANA 2-2-4.

» CAMPBELL'S CAREER STATISTICS & GAME HIGHS

	UA-A	TK	FF	FR	I	PBU	SACK	TFL
2014	9-1	10	-	-	1	2	-	1.0-1
2015	6-10	16	-	-	-	2	-	1.0-2
2016	17-14	31	1	-	1	6	-	1.0-4
2017	10-5	15	-	1	-	7	-	0.5-1
<b>CAREER</b>	<b>42-30</b>	<b>72</b>	<b>1</b>	<b>1</b>	<b>2</b>	<b>17</b>	<b>-</b>	<b>3.5-8</b>

**Tackles** ..... 6; vs. USC, 1/2/17  
**Tackles for Loss** ..... 1.0; Three Times: Last Kent State, 9/3/16  
**Forced Fumbles** ..... 1; Indiana, 9/30/17  
**Fumble Recoveries** ..... 1; at Indiana, 11/12/16  
**Interceptions** ..... 1; Twice: Last at Purdue, 10/29/16  
**Pass Breakups** ..... 2; Three Times: Last Pittsburgh, 9/9/17



**COLIN CASTAGNA** 46  
Defensive End | 6-4 | 257  
Junior/Junior  
Barrington, Ill./Barrington  
Major: Kinesiology

» 2017

**Season:** Appeared in five games.

**Akron (9/2):** Appeared on defense and special teams. **Pittsburgh (9/9):** Logged a first-quarter assisted stop for his lone tackle of the game. **Georgia State (9/16):** Appeared on special teams and defense. **at Iowa (9/23):** Saw time on special teams. **Indiana (9/30):** Saw time on defense and special teams.

» 2017 GAME-BY-GAME

*Tackles (Solo-Assisted-Total)*

AKRON 0-0-0; PITTSBURGH 0-1-1; GEORGIA STATE 0-0-0; at Iowa 0-0-0; INDIANA 0-0-0.

» CASTAGNA'S CAREER STATISTICS & GAME HIGHS

	UA-A	TK	FF	FR	I	PBU	SACK	TFL
2015	-	-	-	-	-	-	-	-
2016	1-1	2	-	-	-	-	-	1.0-2
2017	0-1	1	-	-	-	-	-	-
<b>CAREER</b>	<b>1-2</b>	<b>3</b>	<b>-</b>	<b>-</b>	<b>-</b>	<b>-</b>	<b>-</b>	<b>1.0-2</b>

**Tackles** ..... 1; Three Times: Last Pittsburgh, 9/9/17  
**Tackles for Loss** ..... 1.0; at Purdue, 10/29/16



**TARIQ CASTRO-FIELDS** 5  
Cornerback | 6-0 | 185  
Freshman/Freshman  
Upper Marlboro, Md./Riverdale Baptist School  
Major: Division of Undergraduate Studies

» 2017

**Season:** Appeared in five games...Made collegiate debut vs. Akron (9/2)... One of 23 student-athletes to make their collegiate debut in 2017...One of 17 freshmen (14 redshirt, 3 true) to appear in 2017.

**Akron (9/2):** Made collegiate debut...Appeared on defense and special teams. **Pittsburgh (9/9):** Collected his first career tackle in the fourth quarter, a combined stop with Koa Farmer. **Georgia State (9/16):** Made his first career interception on a leaping grab in the third quarter...Saw time on defense and special teams...Helped Penn State force five turnovers (three interceptions, two fumble recoveries), the first time since forcing five turnovers last season at Indiana (five fumble recoveries)...Part of a secondary that nabbed three interceptions in a game for the first time since doing so at Maryland in 2015. **at Iowa (9/23):** Saw time on special teams and defense. **Indiana (9/30):** Played on defense and special teams.

» 2017 GAME-BY-GAME

*Tackles (Solo-Assisted-Total)*

AKRON 0-0-0; PITTSBURGH 0-1-1; 0-0-0; GEORGIA STATE 0-0-0; at Iowa 0-0-0; INDIANA 0-0-0.

» CASTRO-FIELDS' CAREER STATISTICS & GAME HIGHS

	UA-A	TK	FF	FR	I	PBU	SACK	TFL
2017	0-1	1	-	-	1	-	-	-
<b>CAREER</b>	<b>0-1</b>	<b>1</b>	<b>-</b>	<b>-</b>	<b>1</b>	<b>-</b>	<b>-</b>	<b>-</b>

**Tackles** ..... 1; Pittsburgh, 9/9/17  
**Interceptions** ..... 1; Georgia State, 9/16/17



**IRVIN CHARLES** 11  
Wide Receiver | 6-4 | 223  
Junior/Sophomore  
Sicklerville, N.J./Paul VI  
Major: Recreation, Parks & Tourism Management

» 2017

**Season:** Appeared in five games.

**Akron (9/3):** Appeared on offense and special teams. **Pittsburgh (9/9):** Made a solo stop on the opening kickoff of the game...Joined Nick Scott and Garrett Taylor as the coaching staff's Co-Special Teams Player of the Week. **Georgia State (9/16):** Appeared on offense and special teams. **Indiana (9/30):** Made a career-high-tying two tackles on punt coverage...Forced a first-quarter fumble on punt coverage, which was recovered by Nick Scott and returned for a touchdown...The forced fumble was the first of his career.

» CHARLES' CAREER OFFENSIVE STATISTICS & GAME HIGHS

	Att.-Yds.	Avg.	TD	LG	Rec.-Yds.	Avg.	TD	LG
2016	-	-	-	-	2-106	53.0	1	80
2017	-	-	-	-	-	-	-	-
<b>CAREER</b>	<b>-</b>	<b>-</b>	<b>-</b>	<b>-</b>	<b>2-106</b>	<b>53.0</b>	<b>1</b>	<b>80</b>

**Receptions** ..... 1; Twice: Last at Purdue, 10/29/16  
**Receiving Yards** ..... 80; Minnesota, 10/1/16  
**Receiving Touchdowns** ..... 1; Minnesota, 10/1/16  
**Longest Reception** ..... 80; Minnesota, 10/1/16

**Tackles** ..... 2; Twice: Last Indiana, 9/30/17

**NOTE:** Has 8 career tackles, including seven on special teams...Has one forced fumble (Indiana, 2017)...Has one kickoff return for 11 yards (at Indiana, 2016).



**TYRELL CHAVIS** 56  
 Defensive Tackle | 6-3 | 295  
 Senior/Senior  
 Richmond, Va./Fork Union Military Academy  
 Major: African American Studies

» 2017  
**Season:** Appeared in five games.


**Akron (9/2):** Had career highs in tackles (5), tackles for loss (3.0) and logged his first career sack...Combined with Curtis Cothran for a first-quarter sack...Posted a pair of solo tackles for loss in the fourth quarter... Combined with Manny Bowen on a first-quarter tackle for loss...Five tackles tied for team high...Was a part of a defense that logged 14.0 tackles for loss, the most since recording 15.0 vs. Temple in 2015...Part of a defense that logged a season-opening shutout for the first time since 2007 (FIU, 59-0). **Georgia State (9/16):** Made one tackle. **Indiana (9/30):** Logged the first pass breakup of his career in the third quarter... Added one quarterback hurry.

» 2017 GAME-BY-GAME  
*Tackles (Solo-Assisted-Total)*  
 AKRON 2-3-5; PITTSBURGH 0-0-0; GEORGIA STATE 0-1-1; at Iowa 0-0-0; INDIANA 0-0-0.

» CHAVIS' CAREER STATISTICS & GAME HIGHS

	UA-A	TK	FF	FR	I	PBU	SACK	TFL
2016	2-11	13	-	-	-	-	-	1.0-2
2017	2-4	6	-	-	-	1	0.5-2	3.0-7
<b>CAREER</b>	<b>4-15</b>	<b>19</b>	-	-	-	<b>1</b>	<b>0.5-2</b>	<b>4.0-9</b>

**Tackles** ..... 5; Akron, 9/2/17  
**Tackles for Loss** ..... 3.0; Akron, 9/2/17  
**Sacks** ..... 0.5; Akron, 9/2/17  
**Pass Breakups** ..... 1; Indiana, 9/30/17



**JAKE COOPER** 33  
 Linebacker | 6-1 | 225  
 Junior/Junior  
 Doylestown, Pa./Archbishop Wood  
 Major: Telecommunications

» 2017  
**Season:** Appeared in three games.

**Akron (9/2):** Made two stops. **Georgia State (9/16):** Had one tackle. **Indiana (9/30):** Totaled three tackles.

» 2017 GAME-BY-GAME  
*Tackles (Solo-Assisted-Total)*  
 AKRON 1-1-2; PITTSBURGH DNP; GEORGIA STATE 1-0-1; at Iowa DNP; INDIANA 0-3-3.

» COOPER'S CAREER STATISTICS & GAME HIGHS

	UA-A	TK	FF	FR	I	PBU	SACK	TFL
2015	9-5	14	-	-	-	1	1.0-11	2.5-15
2016	4-11	15	-	-	-	-	-	-
2017	2-4	6	-	-	-	-	-	-
<b>CAREER</b>	<b>15-20</b>	<b>35</b>	-	-	-	<b>1</b>	<b>1.0-11</b>	<b>2.5-15</b>

**Tackles** ..... 6; Twice: Last at Michigan, 9/24/16  
**Sacks** ..... 1.0; Buffalo, 9/12/15  
**Tackles for Loss** ..... 1.0; Twice: Last vs. Maryland, 10/24/15  
**Pass Breakups** ..... 1; Rutgers, 9/19/15



**CURTIS COTHAN** 52  
 Defensive Tackle | 6-5 | 295  
 Graduate/Senior  
 Newtown, Pa./Council Rock North  
 Major: Media Studies (2nd degree)

» 2017  
**Season:** Started five games.


**Akron (9/2):** Totaled three tackles...Combined with Tyrell Chavis on a second-quarter sack...Joined Shareef Miller on a first-quarter tackle for loss...Was a part of a defense that logged 14.0 tackles for loss, the most since recording 15.0 vs. Temple in 2015...One of eight players to be a part of three-straight seasons with a shutout (Illinois, 2015; at Rutgers, 2016; Akron, 2017), marking the longest such streak since a three-year span from 1989-91...Part of a defense that logged a season-opening shutout for the first time since 2007 (FIU, 59-0). **Pittsburgh (9/9):** Logged two stops. **at Iowa (9/23):** Had three tackles, all solo, two for no gain.

» 2017 GAME-BY-GAME  
*Tackles (Total-Solo-Assisted)*  
 AKRON 0-3-3; PITTSBURGH 0-2-2; GEORGIA STATE 0-0-0; at Iowa 3-0-3; INDIANA 0-0-0.

» COTHAN'S CAREER STATISTICS & GAME HIGHS

	UA-A	TK	FF	FR	I	PBU	SACK	TFL
2014	1-0	1	-	-	-	-	-	1.0-2
2015	5-11	16	-	-	-	-	2.5-27	4.0-31
2016	11-10	21	-	-	-	-	0.5-5	4.5-15
2017	3-5	8	-	-	-	-	0.5-2	1.0-3
<b>CAREER</b>	<b>20-26</b>	<b>46</b>	-	-	-	-	<b>3.5-34</b>	<b>10.5-51</b>

**Tackles** ..... 5; vs. Wisconsin, 12/3/16  
**Sacks** ..... 1.0; Twice: Last San Diego State, 9/26/15  
**Tackles for Loss** ..... 3.0; vs. Wisconsin, 12/3/16



**PARKER COTHREN** 41  
 Defensive Tackle | 6-4 | 302  
 Graduate/Senior  
 Huntsville, Ala./Hazel Green  
 Major: Criminology (2nd degree)

» 2017  
**Season:** Started five games.

**Rankings:** Tied for No. 20 nationally and No. 4 in the Big Ten in fumble recoveries (1).

**Akron (9/2):** Made one tackle, combining with Torrence Brown on a second quarter tackle for loss...Also added a quarterback hurry in the first quarter...Was a part of a defense that logged 14.0 tackles for loss, the most since recording 15.0 vs. Temple in 2015...One of eight players to be a part of three-straight seasons with a shutout (Illinois, 2015; at Rutgers, 2016; Akron, 2017), marking the longest such streak since a three-year span from 1989-91...Part of a defense that logged a season-opening shutout for the first time since 2007 (FIU, 59-0). **Pittsburgh (9/9):** Logged two stops. **Georgia State (9/16):** Made a pair of tackles...A part of a unit that posted its second shutout of the season, marking the first time since 2009 a Nittany Lion defense posted two shutouts in a single season. **at Iowa (9/23):** Had one solo tackle. **Indiana (9/30):** Totaled four tackles...Recovered a third-quarter fumble, which was forced by Marcus Allen, for his first career fumble recovery...Part of a defense that forced at least one turnover for the sixth-straight game.

» 2017 GAME-BY-GAME  
*Tackles (Solo-Assisted-Total)*  
 AKRON 0-1-1; PITTSBURGH 0-2-2; GEORGIA STATE 0-2-2; at Iowa 1-0-1; INDIANA 2-2-4.

» COTHREN'S CAREER STATISTICS & GAME HIGHS

	UA-A	TK	FF	FR	I	PBU	SACK	TFL
2014	8-3	11	-	-	-	-	0.5-1	2.5-6
2015	4-9	13	-	-	-	1	0.5-2	0.5-2
2016	9-17	26	-	-	-	-	2.0-6	5.5-13
2017	3-7	10	-	1	-	-	-	0.5-1
<b>CAREER</b>	<b>24-36</b>	<b>60</b>	-	<b>1</b>	-	<b>1</b>	<b>3.0-9</b>	<b>9.0-22</b>

**Tackles** ..... 7; Temple, 9/17/16  
**Sacks** ..... 1.0; Michigan State, 11/26/16  
**Tackles for Loss** ..... 2.5; Temple, 9/17/16  
**Fumble Recoveries** ..... 1; Indiana, 9/30/17  
**Pass Breakups** ..... 1; Michigan, 11/21/15



**DAE'LUN DARIEN** 87  
 Wide Receiver | 6-4 | 210  
 Sophomore/Freshman  
 Baltimore, Md./Dunbar  
 Major: Division of Undergraduate Studies

» 2017  
**Season:** Appeared in two games...Made his collegiate debut vs. Georgia State (9/16)...One of 23 student-athletes to make their collegiate debut in 2017...One of 17 freshmen (14 redshirt, 3 true) to appear in 2017.

**Georgia State (9/16):** Made his collegiate debut in the second half...Saw time on special teams and offense. **Indiana (9/30):** Appeared on special teams.



**DESI DAVIS** 12  
 Cornerback | 5-11 | 181  
 Senior/Junior  
 Ardmore, Pa./Harriston  
 Major: Psychology

» 2017  
**Season:** Appeared in one game...Made his collegiate debut vs. Georgia State (9/16)...One of 23 student-athletes to make their collegiate debut in 2017.


**Georgia State (9/16):** Made his collegiate debut...Made his first career tackle in the fourth quarter, a solo stop.

» 2017 GAME-BY-GAME  
*Tackles (Solo-Assisted-Total)*  
 AKRON DNP; PITTSBURGH DNP; GEORGIA STATE 1-0-1; at Iowa DNP; INDIANA DNP.

» DAVIS' CAREER STATISTICS & GAME HIGHS

	UA-A	TK	FF	FR	I	PBU	SACK	TFL
2015	-	-	-	-	-	-	-	-
2016	-	-	-	-	-	-	-	-
2017	1-0	1	-	-	-	-	-	-
<b>CAREER</b>	<b>1-0</b>	<b>1</b>	-	-	-	-	-	-

**Tackles** ..... 1; Georgia State, 9/16/17



**TYLER DAVIS** 95  
 Kicker/Punter | 5-11 | 189  
 Senior/Senior  
 St. Charles, Ill./St. Charles  
 Major: Economics

» CAREER NOTES & RECORDS

**NCAA:** Sits No. 14 among active FBS scorers in points per game (7.8)... Ranks No. 16 among active FBS kickers in field goal percentage (.814)... Is No. 21 on the active FBS field goals made per game (1.35) list...Is one of eight active FBS kickers to amass 90 made PATs without a miss.

**Career:** Ranks tied for No. 11 on Penn State's career field goals made charts with 35, equaling Chris Bahr's total from 1973-75...Sits tied for No. 12 on the career scoring charts at Penn State with 204 points with Ki-Jana Carter (1992-94)...Owns the school record for consecutive field goals made with 18, breaking Sam Ficken's mark of 15 straight makes between the 2012 and 2013 seasons...Had his consecutive field goals made streak snapped on a first quarter blocked kick vs. Ohio State...The 18-straight made field goals were tied for the longest streak in the Big Ten since Brad Craddock (UMD) converted 24-straight in from 2013-14...The 18 consecutive field goals are tied for the fourth-longest streak in Big Ten history.

**Season:** Tied the Penn State single-season record with 62 converted extra points attempts, equaling Brett Conway's mark from 1994...Joins Brett Conway (62; 1994) and Kevin Kelly (60; 2008) as the only place kickers with 50-plus made extra points in a single season...Tied for No. 2 on Penn State's single-season field goals made charts (22), trailing only Sam Ficken's 24 makes from 2014...Finished No. 5 on the PSU single-season scoring charts (128 points)...Davis and Saquon Barkley (132) became the first set of teammates to score 100 points in the same season...Tied the Big Ten single-season kick scoring record with 128 points, equaling the mark set by Ohio State's Sean Nuernberger in 2014.



» 2017

**Awards:** Selected to the Lou Groza Award preseason watch list...Selected preseason second-team All-American by *Sporting News*.

**Season:** Started five games at place kicker...Selected team captain prior to the season.

**Rankings:** Ranks tied for No. 56 nationally and No. 5 in the Big Ten in field goals made per game (1.0)...Sits tied for No. 70 in the FBS and No. 9 in the Big Ten in scoring per game (8.2).

**Akron (9/2):** Converted all seven extra points and 1-of-2 field goal attempts...Hit a career-long 47 yard field goal in the third quarter...Had seven kickoffs for a 64.0 yard average and four touchbacks...Made one tackle...One of 10 Penn Staters to register their first career tackles in the game. **Pittsburgh (9/9):** Successful on his lone field goal attempt and made all four extra points...Converted a 24-yard field goal in the fourth quarter...Hit six kickoffs for an average of 64.0 yards and three touchbacks. **Georgia State (9/16):** Connected on all eight extra point attempts, tying a career high (at Purdue, 2016)...Missed his lone field goal attempt, a 39-yard try...Hit six kickoffs for an average of 65.0 yards with all six ending in touchbacks...Named Co-Special Teams Player of the Week by the coaching staff, along with Blake Gillikin. **at Iowa (9/23):** Connected on field goals from 19 and 21 yards...Attempted a career-high-tying four field goals, making two, missing one and having one attempt blocked...Hit four kickoffs for an average of 64.0 yards and one touchback. **Indiana (9/30):** Made one of three field goal attempts, connecting from 45 yards, missing from 21 yards and having a 42-yard attempt blocked...Successful on all six extra point attempts...Totaled nine points in the game...Hit eight kickoffs for an average of 64.2 yards...Six kickoffs ended in a touchback.

» DAVIS' CAREER SCORING STATISTICS & GAME HIGHS

	FGM-A	%	0-19	20-29	30-39	40-49	50+	LG	XP	PTS
2015	8-8	100.0	2-2	3-3	2-2	1-1	-	42	11-11	35
2016	22-24	.917	1-1	6-6	12-14	3-3	-	40	62-62	128
2017	5-11	.455	1-1	2-3	0-3	2-4	-	47	26-26	41
<b>CAREER</b>	<b>37-43</b>	<b>.860</b>	<b>4-4</b>	<b>11-12</b>	<b>14-19</b>	<b>6-8</b>	-	<b>47</b>	<b>99-99</b>	<b>204</b>

**Points Scored** ..... 15; at Rutgers, 11/19/16  
**PATs Made** ..... 8; Twice: Last Georgia State, 9/16/17  
**Field Goals Made** ..... 4; at Rutgers, 11/19/16  
**Field Goals Attempted** ..... 4; Twice: Last at Iowa, 9/23/17  
**Longest Field Goal** ..... 47 yards; Akron, 9/12/17

» DAVIS' CAREER KICKOFF STATISTICS

	No.	Yds	AVG	TB	OB
2015	10	595	59.5	3	1
2016	8	461	57.6	1	1
2017	31	1,992	64.3	20	1
<b>CAREER</b>	<b>49</b>	<b>3,048</b>	<b>62.2</b>	<b>24</b>	<b>3</b>

**NOTE:** Has one career tackle on kickoff coverage (Akron, 2017).



**FRANK DI LEO** 39

Linebacker | 5-9 | 222  
 Junior/Sophomore  
 Elmhurst, Ill./Saint Ignatius College Prep  
 Major: Business Administration

» 2017

**Season:** Appeared in one game.

**Georgia State (9/16):** Made his first career tackle...Combined with Johnathan Thomas on a fourth-quarter stop on special teams.

» 2017 GAME-BY-GAME

*Tackles (Solo-Assisted-Total)*  
 AKRON DNP; PITTSBURGH DNP; GEORGIA STATE 0-1-1; at Iowa DNP; INDIANA DNP.

» DI LEO'S CAREER STATISTICS & GAME HIGHS

	UA-A	TK	FF	FR	I	PBU	SACK	TFL
2016	-	-	-	-	-	-	-	-
2017	0-1	1	-	-	-	-	-	-
<b>CAREER</b>	<b>0-1</b>	<b>1</b>	-	-	-	-	-	-

**Tackles** ..... 1; Georgia State, 9/16/17



**NICK EURY** 40

Running Back | 5-9 | 207  
 Sophomore/Freshman  
 Shavertown, Pa./Lake-Lehman  
 Major: Division of Undergraduate Studies

» 2017

**Season:** Appeared in one game...One of 23 student-athletes to make their collegiate debut in 2017...One of 17 freshmen (14 redshirt, 3 true) to appear in 2017.

**Georgia State (9/16):** Made his collegiate debut...Carried once for four yards in the fourth quarter.

» 2017 GAME-BY-GAME

*Rushing (Carries-Yards-TD)*  
 AKRON DNP; PITTSBURGH DNP; GEORGIA STATE 1-4-0; at Iowa DNP; INDIANA DNP.

» EURY'S CAREER OFFENSIVE STATISTICS & GAME HIGHS

	Att.-Yds.	Avg.	TD	LG	Rec.-Yds.	Avg.	TD	LG
2017	1-4	4.0	-	-	-	-	-	-
<b>CAREER</b>	<b>1-4</b>	<b>4.0</b>	-	-	-	-	-	-

**Rushing attempts** ..... 1; Georgia State, 9/16/17  
**Rushing Yards** ..... 4; Georgia State, 9/16/17  
**Long Rush** ..... 4 yards; Georgia State, 9/16/17



**KOA FARMER** 7

Linebacker | 6-1 | 231  
 Senior/Junior  
 Lake View Terrace, Calif./Notre Dame  
 Major: Criminology & Sociology

» 2017

**Awards:** Named to the watch list for the Polynesian College Football Player of the Year Award.

**Season:** Started five games.

**Akron (9/2):** Made two stops, both coming in the first half...Combined with Brandon Smith on a second-quarter tackle for loss...Was a part of a defense that logged 14.0 tackles for loss, the most since recording 15.0 vs. Temple in 2015...Part of a defense that logged a season-opening shutout for the first time since 2007 (FIU, 59-0). **Pittsburgh (9/9):** Logged a career-high eight stops to tie with Jason Cabinda and Nick Scott for No. 2 on the team...Added 1.5 tackles for loss, including a solo takedown of Pittsburgh quarterback Ben DiNucci on third-and-goal in the fourth quarter...Combined with Torrence Brown on a first-quarter tackle for loss...Part of a defense that piled up five sacks, its most since logging six last season vs. No. 2 Ohio State. **Georgia State (9/16):** Made one tackle...A part of a unit that posted its second shutout of the season, marking the first time since 2009 a Nittany Lion defense posted two shutouts in a single season. **at Iowa (9/23):** Had two assisted tackles...Combined with Jason Cabinda on a second-quarter tackle for loss. **Indiana (9/30):** Totaled four tackles...Added one quarterback hurry.

» 2017 GAME-BY-GAME


*Tackles (Solo-Assisted-Total)*  
 AKRON 0-2-2; PITTSBURGH 4-4-8; GEORGIA STATE 1-0-1; at Iowa 0-2-2; INDIANA 0-4-4.

» FARMER'S CAREER STATISTICS & GAME HIGHS

	UA-A	TK	FF	FR	I	PBU	SACK	TFL
2015	-	-	-	-	-	-	-	-
2016	14-15	29	1	-	-	1	3.0-13	4.5-16
2017	5-12	17	-	-	-	-	1.0-4	2.5-6
<b>CAREER</b>	<b>19-27</b>	<b>46</b>	<b>1</b>	-	-	<b>1</b>	<b>4.0-17</b>	<b>7-22</b>

**Tackles** ..... 5; Maryland, 10/8/16  
**Sacks** ..... 1.0; Four Times: Last Pittsburgh, 9/9/17  
**Tackles for Loss** ..... 1.5; Twice: Last Pittsburgh, 9/9/17  
**Forced Fumbles** ..... 1; Maryland, 10/8/16  
**Pass Breakups** ..... 1; at Purdue, 10/29/16

**NOTE:** Has 18 career kickoff returns for 405 yards (22.5 ypr), all coming in 2015.



**BILLY FESSLER** 16

Quarterback | 5-11 | 190  
 Senior/Junior  
 Erie, Pa./Erie Cathedral Prep  
 Major: Finance

» 2017

**Season:** Appeared in five games...Has held on all placements during the season.

**Georgia State (9/16):** Completed his first career pass on his first collegiate throw to Jonathan Holland, for Holland's first career reception...Finished 1-of-2 passing for eight yards.

» 2017 GAME-BY-GAME

*Passing (Comp.-Att.-Yds.-TD-INT)*  
 AKRON 0-0-0-0-0; PITTSBURGH 0-0-0-0-0; GEORGIA STATE 1-2-8-0-0; at Iowa 0-0-0-0-0; INDIANA 0-0-0-0-0.

» FESSLER'S CAREER PASSING STATISTICS & GAME HIGHS

	C-A	Yds.	%	TD-INT	YPG	LG
2015	-	-	-	-	-	-
2016	-	-	-	-	-	-
2017	1-2	8	50.0	-	8.0	8
<b>CAREER</b>	<b>1-2</b>	<b>8</b>	<b>50.0</b>	-	<b>8.0</b>	<b>8</b>

**Pass Completions** ..... 1; Georgia State, 9/16/17  
**Pass Attempts** ..... 2; Georgia State, 9/16/17  
**Passing Yards** ..... 8; Georgia State, 9/16/17  
**Long Pass** ..... 8 yards; Georgia State, 9/16/17



**WILL FRIES** 71

Offensive Line | 6-6 | 305  
 Sophomore/Freshman  
 Cranford, N.J./Cranford  
 Major: Division of Undergraduate Studies

» 2017

**Season:** Appeared in five games with two starts...Made collegiate debut vs. Akron (9/2) on special teams...Made his first career start vs. Georgia State (9/16)...One of 23 student-athletes to make their collegiate debut in 2017...One of 17 freshmen (14 redshirt, 3 true) to appear in 2017...Joins Ryan Buchholz and Shareef Miller as first-time starters in 2017.

**Akron (9/2):** Made collegiate debut...Appeared on both special teams and offense. **Pittsburgh (9/9):** Appeared on special teams. **Georgia State (9/16):** Made his first career start at left guard...Guided the offense to 526 yards of total offense, including Trace McSorley's sixth-career 300-yard passing game (309 yards) and his school-record fourth game with four-or-more touchdown passes...Helped Penn State score eight offensive touchdowns, coming from eight different Penn Staters...Saw Penn State eclipse the 30-point mark for the 10th-straight game, the third-longest active streak in the FBS and just the fifth streak of 10-or-more games in Big Ten history. **at Iowa (9/23):** Helped Penn State to a season-high 579 yards of total offense on a school-record 99 offensive plays...Paved the way for Saquon Barkley's career-high 211 rushing yards and 94 receiving yards, which helped Barkley to a school-record 358 all-purpose yards...Blocked for Trace McSorley's 284-yard passing effort. **Indiana (9/30):** Helped protect Trace McSorley for his seventh career 300-yard passing game...Allowed the passing game time to find DaeSean Hamilton on nine occasions, which led to Hamilton breaking Penn State's career receptions record.



**ALEX GELLERSTEDT** 51

Offensive Line | 6-6 | 303  
 Sophomore/Freshman  
 Dublin, Ohio/Dublin Coffman  
 Major: Division of Undergraduate Studies

» 2017

**Season:** Appeared in four games...Made collegiate debut vs. Akron (9/2) on special teams...One of 23 student-athletes to make their collegiate debut in 2017...One of 17 freshmen (14 redshirt, 3 true) to appear in 2017.

**Akron (9/2):** Made collegiate debut...Appeared on both special teams and offense. **Pittsburgh (9/9):** Appeared on special teams. **Georgia State (9/16):** Appeared on special teams and offense. **at Iowa (9/23):** Saw time on special teams.





**MIKE GESICKI** 88  
Tight End/H-Back | 6-6 | 257  
Senior/Senior  
Manahawkin, N.J./Southern Regional  
Major: Advertising & Public Relations

» CAREER NOTES & RECORDS

**Career:** Set the Penn State career receptions record for tight ends with his final catch vs. Pittsburgh, eclipsing Andrew Quarless' 87 grabs from 2006-09...Is No. 15 on the career receptions charts with 98 grabs, trailing Tony Johnson's 107 catches (2000-03) for No. 14...Sits No. 22 on Penn State's career receiving yards chart with 1,085 yards...Became the 25th Penn State pass catcher to eclipse 1,000 receiving yards vs. Pittsburgh (9/9/17)...Owns 10 career touchdown receptions, which is one shy of Jesse James' (11; 2012-14) school record for a tight end.

**Season:** Owns the single-season record for receptions by a tight end with 48, passing Andrew Quarless (41; 2009), and yardage by a tight end at 679, besting Mickey Shuler's single-season record of 600 receiving yards (1977)...Tied the Penn State season record for touchdown catches for a tight end (5) in 2016.

» 2017

**Awards:** Earned *Pro Football Focus* Big Ten Team of the Week honors on Sept. 12 after catching two touchdown passes vs. Pittsburgh...Named to the Mackey Award preseason watch list...Selected a preseason first-team All-America by the *Associated Press*, *Sporting News*, *USA Today* and *Street & Smith*...Earned second-team All-America from *Sports Illustrated*, *Athlon Sports* and *Lindy's*.

**Season:** Made five starts...Caught a touchdown pass in five-straight games from Nov. 26, 2016-Sept. 9, 2017, including multiple touchdown grabs in the first two games of 2017...Has at least one reception in 19-straight games.

**Rankings:** Ranks tied No. 18 nationally and No. 2 in the Big Ten in receiving touchdowns (4)...Is tied for No. 84 in the FBS and No. 6 in the Big Ten in total touchdowns (4).

**Akron (9/2):** Had career highs with six catches and two touchdown grabs...Totaled 58 yards...Made scoring grabs of 13 and 35 yards.  
**Pittsburgh (9/9):** Had two touchdown grabs and tied for team high with four catches...Totaled 39 yards receiving...Made his first career tackle on an interception that ended the first half.  
**Georgia State (9/16):** Caught two passes for 26 yards, including a 20-yard catch-and-run to get Penn State out of the shadow of its own goal line after GSU downed a punt at the PSU 1-yard line.  
**at Iowa (9/23):** Had five receptions for 25 yards...Two of his receptions went for first downs and another came on Penn State's game-winning touchdown drive.  
**Indiana (9/30):** Made three catches for 19 yards.

» 2017 GAME-BY-GAME

Receiving (Receptions-Yards-TD)

AKRON 6-58-2; PITTSBURGH 4-39-2; GEORGIA STATE 2-26-0; at Iowa 5-25-0; INDIANA 3-19-0.

» GESICKI'S CAREER OFFENSIVE STATISTICS & GAME HIGHS

	Att.-Yds.	Avg.	TD	LG	Rec.-Yds.	Avg.	TD	LG
2014	-	-	-	-	11-114	10.4	-	30
2015	-	-	-	-	13-125	9.6	1	33
2016	-	-	-	-	48-679	14.1	5	53
2017	-	-	-	-	20-167	8.4	4	35
<b>CAREER</b>	-	-	-	-	<b>98-1,085</b>	<b>11.1</b>	<b>10</b>	<b>53</b>

**Receptions:** ..... 6; Akron, 9/2/17  
**Receiving Yards:** ..... 88; at Indiana, 11/12/16  
**Receiving Touchdowns:** ..... 2; Twice: Last Pittsburgh, 9/9/17  
**Longest Reception:** ..... 53 yards; Minnesota, 10/1/16

**NOTE:** Has one career tackle (Pittsburgh, 2017).



**BLAKE GILLIKIN** 93  
Punter | 6-2 | 196  
Sophomore/Sophomore  
Smyrna, Ga./The Westminster Schools  
Major: Kinesiology (Schreyer Honors College)

» CAREER NOTES & RECORDS

**Career:** Ranks No. 1 on Penn State's career punting average charts (43.2 ypp)...Has 15 career punts downed inside the opponent's 10-yard line (seven in 2016, eight in 2017).

**Season:** Broke the Penn State freshman season punting average record with 42.8 yards per punt, surpassing the record set by Jeremy Kapinos in 2003 (41.9)...Ranks No. 7 on Penn State's single-season punting average chart.

**Game:** Set the Penn State freshman record for punting average in a game with five kicks for an average of 50.8 yards in the Rose Bowl against USC (1/2/17).

» 2017

**Awards:** Named to the Ray Guy Award preseason watch list.

**Season:** Started five games at punter.

**Rankings:** Sits No. 25 in the FBS and No. 4 in the B1G in punting average (44.4).

**Akron (9/2):** Punted twice in the fourth quarter for an average of 50.0 yards per punt. **Pittsburgh (9/9):** Hit six punts for an average of 43.2 yards...Pinned Pittsburgh inside its own 20-yard line on four occasions, a career high...A career-high three of his punts finished inside the Panthers' 10-yard line...Had two punts fair caught. **Georgia State (9/16):** Booted three punts, two of which were downed inside the GSU 20-yard line... Averaged 45.3 yards per punt...Placed one punt at the Panthers' 10-yard line for his third punt of the season inside the opposing team's 10-yard line...Had a long punt of 52 yards...Named Co-Special Teams Player of the Week by the coaching staff, along with Tyler Davis. **at Iowa (9/23):** Hit four punts for an average of 39.8 yards...Placed a career-high-tying three punts inside the Iowa 10-yard line...Garnered the coaching staff's Special Teams Player of the Week award. **Indiana (9/30):** Hit six punts for an average of 46.5 yards per punt...Placed four punts inside the Indiana 20-yard line, including two inside the IU 10-yard line...Hit a pair of 50-plus yard punts in the game.

» GILLIKIN'S CAREER PUNTING STATISTICS & GAME HIGHS

	Punts	Yards	Avg.	I-20	FC	50+	LG	BLK
2016	61	2,611	42.8	21	18	10	69	1
2017	21	933	44.4	13	8	6	57	-
<b>CAREER</b>	<b>82</b>	<b>3,544</b>	<b>43.2</b>	<b>34</b>	<b>26</b>	<b>16</b>	<b>69</b>	<b>1</b>

**Punt Attempts:** ..... 7; Ohio State, 10/22/16  
**Punt Yards:** ..... 282; Kent State, 9/3/16  
**Punt Average:** ..... 50.8; vs. USC, 1/2/17  
**Longest Punt:** ..... 69; at Pittsburgh, 9/10/16  
**Punts Inside the 20:** ..... 4; Twice: Last Indiana, 9/30/17  
**Punts Inside the 10:** ..... 3; Twice: Last at Iowa, 9/23/17



**KEVIN GIVENS** 30  
Defensive Tackle | 6-1 | 281  
Junior/Sophomore  
Altoona, Pa./Altoona Area  
Major: Criminology

» 2017

**Season:** Appeared in five games.

**Rankings:** Tied for No. 20 nationally and No. 4 in the Big Ten in fumble recoveries (1).

**Akron (9/2):** Made one tackle. **Pittsburgh (9/9):** Combined with Shaka Toney on a tackle for loss in the fourth quarter for his lone stop of the game. **Georgia State (9/16):** Made one tackle...Recovered his third career fumble in the third quarter...Helped Penn State force five turnovers (three interceptions, two fumble recoveries), the first time since forcing five turnovers last season at Indiana (five fumble recoveries). **Indiana (9/30):** Made one solo stop.

» 2017 GAME-BY-GAME

Tackles (Solo-Assisted-Total)

AKRON 0-1-1; PITTSBURGH 0-1-1; GEORGIA STATE 1-0-1; at Iowa 0-0-0; INDIANA 1-0-1.

» GIVENS' CAREER STATISTICS & GAME HIGHS

	UA-A	TK	FF	FR	I	PBU	SACK	TFL
2016	12-14	26	-	2	-	1	4.5-28	7.0-33
2017	2-2	4	-	1	-	-	-	0.5-1
<b>CAREER</b>	<b>14-16</b>	<b>30</b>	-	<b>3</b>	-	<b>1</b>	<b>4.5-28</b>	<b>7.5-34</b>

**Tackles:** ..... 3; Four Times: Last Iowa, 11/5/16  
**Sacks:** ..... 1.0; Three Times: Last Michigan State, 11/26/16  
**Tackles for Loss:** ..... 1.0; Five Times: Last Michigan State, 11/26/16  
**Fumble Recoveries:** ..... 1; Three Times: Last Georgia State, 9/16/17  
**Pass Breakup:** ..... 1; at Indiana, 11/12/16



**STEVEN GONZALEZ** 74  
Offensive Line | 6-4 | 339  
Junior/Sophomore  
Union City, N.J./Union City  
Major: History

» 2017

**Awards:** Earned a spot on the *Pro Football Focus* Big Ten Team of the Week on Sept. 26 following his efforts vs. Iowa...Earned *Pro Football Focus* Big Ten Team of the Week following his effort vs. Indiana (9/30).

**Season:** Started five games.

**Akron (9/2):** Helped pave the way for 569 total yards...Cleared the way for Saquon Barkley's 174 rushing yards for his 11th career 100-yard rushing game...Protected Trace McSorley to the tune of 280 passing yards and two scoring throws...Didn't allow a sack or quarterback hurry...Part of the offensive line unit that was named the coaching staff's Offensive Player of the Week. **Pittsburgh (9/9):** Part of an offensive line that allowed just one sack...Blocked for 148 total rushing yards - including 88 from Saquon Barkley - and protected Trace McSorley to the tune of three touchdowns and 164 yards passing...Enabled the team to eclipse the 30-point mark for the ninth-straight game. **Georgia State (9/16):** Guided the offense to 526 yards of total offense, including Trace McSorley's sixth-career 300-yard passing game (309 yards) and his school-record fourth game with four-or-more touchdown passes...Helped Penn State score eight offensive touchdowns, coming from eight different Penn Staters...Saw Penn State eclipse the 30-point mark for the 10th-straight game, the third-longest active streak in the FBS and just the fifth streak of 10-or-more games in Big Ten history. **at Iowa (9/23):** Helped Penn State to a season-high 579 yards of total offense on a school-record 99 offensive plays...Paved the way for Saquon Barkley's career-high 211 rushing yards and 94 receiving yards, which helped Barkley to a school-record 358 all-purpose yards...Blocked for Trace McSorley's 284-yard passing effort. **Indiana (9/30):** Helped protect Trace McSorley for his seventh career 300-yard passing game...Allowed the passing game time to find DaeSean Hamilton on nine occasions, which led to Hamilton breaking Penn State's career receptions record.



**YETUR GROSS-MATOS** 99  
 Defensive End | 6-5 | 242  
 Freshman/Freshman  
 Spotsylvania, Va./Chancellor  
 Major: Division of Undergraduate Studies

» 2017  
**Season:** Appeared in five games...Made collegiate debut vs. Akron (9/2)...One of 23 student-athletes to make their collegiate debut in 2017...One of 17 freshmen (14 redshirt, 3 true) to appear in 2017.

**Rankings:** Tied for No. 20 nationally and No. 4 in the Big Ten in fumble recoveries (1).


**Akron (9/2):** Made collegiate debut...Logged two stops...Added one quarterback hurry in the fourth quarter...One of 10 Penn Staters to register their first career tackles in the game. **Pittsburgh (9/9):** Had a solo stop in the fourth quarter. **Georgia State (9/16):** Made back-to-back big plays early in the fourth quarter...Combined with Antonio Shelton on a tackle for loss, before recovering a fumble that was forced by Daniel Joseph on third down...It was his first career fumble recovery and capped a five-turnover game for the Penn State defense...Helped Penn State force five turnovers (three interceptions, two fumble recoveries), the first time since forcing five turnovers last season at Indiana (five fumble recoveries). **Indiana (9/30):** Notched a career-high three tackles.

» 2017 GAME-BY-GAME  
*Tackles (Solo-Assisted-Total)*  
 AKRON 1-1-2; PITTSBURGH 1-0-1; GEORGIA STATE 0-1-1; at Iowa 0-0-0; INDIANA 1-2-3.

» GROSS-MATOS' CAREER STATISTICS & GAME HIGHS

	UA-A	TK	FR	FF	I	PBU	SACK	TFL
2017	3-4	7	1	-	-	-	-	0.5-1
CAREER	3-4	7	1	-	-	-	-	0.5-1

**Tackles** ..... 3; Indiana, 9/30/17  
**Tackles for Loss** ..... 0.5; Georgia State, 9/16/17  
**Fumble Recoveries** ..... 1; Georgia State, 9/16/17



**GRANT HALEY** 15  
 Cornerback | 5-9 | 185  
 Senior/Senior  
 Atlanta, Ga./The Lovett School  
 Major: Advertising & Public Relations

» CAREER NOTES & RECORDS  
**Career:** Became the first player in school history to return a blocked field goal for a touchdown vs. Ohio State (10/22), taking it back 60 yards following a Marcus Allen block.

**Season:** Broke the Penn State season record with 32 kickoff returns in 2014 (Chaz Powell, 27; 2011), a mark since topped by Miles Sanders (33; 2016)...His 659 kickoff return yards in 2014 rank third on the school season list behind Powell (733 yards; 2011) and Sanders (688; 2016).

» 2017  
**Awards:** Earned *Pro Football Focus* Big Ten Team of the Week honors on Sept. 12 after grabbing his first interception of the season vs. Pittsburgh... Earned *Pro Football Focus* Big Ten Team of the Week following his effort vs. Indiana (9/30).

**Season:** Started five games...Selected team captain prior to the season...Recovered his first career fumble at Iowa (9/23).

**Rankings:** Tied for No. 20 nationally and No. 4 in the Big Ten in fumble recoveries (1)...Is tied for No. 51 nationally and No. 5 in the Big Ten in interceptions per game (0.4).

**Akron (9/2):** Made one tackle...One of eight players to be a part of three-straight seasons with a shutout (Illinois, 2015; at Rutgers, 2016; Akron, 2017), marking the longest such streak since a three-year span from 1989-91...Part of a defense that logged a season-opening shutout for the first time since 2007 (FIU, 59-0). **Pittsburgh (9/9):** Made plays all over the field, with four tackles and one tackle for loss - a first-quarter sack of Panther quarterback Max Browne for his first career quarterback takedown...Added one pass breakup...Intercepted his fourth career pass

in the first quarter and returned it a career-long 42 yards to set up Penn State's opening touchdown...Part of a defense that piled up five sacks, its most since logging six last season vs. No. 2 Ohio State...Selected as the coaching staff's Co-Defensive Player of the Week with Marcus Allen. **Georgia State (9/16):** Logged two stops...Corralled his second interception of the season in the second quarter...A part of a unit that posted its second shutout of the season, marking the first time since 2009 a Nittany Lion defense posted two shutouts in a single season...Helped Penn State force five turnovers (three interceptions, two fumble recoveries), the first time since forcing five turnovers last season at Indiana (five fumble recoveries)...Part of a secondary that nabbed three interceptions in a game for the first time since doing so at Maryland in 2015. **at Iowa (9/23):** Had one tackle and recovered his first career fumble...Covered up Marcus Allen's forced fumble in the third quarter, which led to a Saquon Barkley 8-yard touchdown run...Had an interception overturned by replay in the second half. **Indiana (9/30):** Totaled four tackles...Added one pass breakup and one quarterback hurry.

» 2017 GAME-BY-GAME  
*Tackles (Solo-Assisted-Total)*  
 AKRON 1-0-1; PITTSBURGH 3-1-4; GEORGIA STATE 1-1-2; at Iowa 1-0-1; INDIANA 2-2-4.

» HALEY'S CAREER STATISTICS & GAME HIGHS

	UA-A	TK	FR	FF	I	PBU	SACK	TFL
2014	12-6	18	-	-	1	2	-	-
2015	27-15	42	1	-	2	7	-	2.0-10
2016	23-16	39	-	-	-	4	-	1.5-4
2017	8-4	12	-	1	2	2	1.0-9	1.0-9
CAREER	70-41	111	1	1	5	15	1.0-9	4.5-23

**Tackles** ..... 7; Three Times: Last vs. USC, 1/2/17  
**Tackles for Loss** ..... 1.0; Three Times: Last Pittsburgh, 9/9/17  
**Sacks** ..... 1.0; Pittsburgh, 9/9/17  
**Forced Fumbles** ..... 1; at Northwestern, 11/7/15  
**Fumble Recoveries** ..... 1; at Iowa, 9/23/17  
**Interceptions** ..... 1; Five Times: Last Georgia State, 9/16/17  
**Long Interception Return** ..... 42 yards; Pittsburgh, 9/9/17  
**Pass Breakups** ..... 2; Three Times: Last vs. USC, 1/2/17

**NOTE:** Has two career touchdowns - returned a blocked kick 60 yards for a touchdown vs. Ohio State in 2016 and returned an interception 30 yards for a score against Temple in 2014.



**DAESEAN HAMILTON** 5  
 Wide Receiver | 6-1 | 204  
 Graduate/Senior  
 Fredericksburg, Va./Mountain View  
 Major: Telecommunications (2nd degree)

» CAREER NOTES & RECORDS  
**NCAA:** Ranks No. 6 among active FBS pass catchers with 181 career receptions...Sits No. 10 in receiving yards (2,316) among active FBS pass catchers.

**Career:** Is Penn State's all-time leader in receptions, passing Deon Butler's former mark of 179 against Indiana (9/30/17)...Caught at least one pass in 34-straight games to begin his career, a streak that was snapped vs. Iowa (11/5/16)...Has at least one catch in 43-of-45 career games...Ranks No. 6 on Penn State's all-time receiving yardage list (2,316)...Is the ninth player in Penn State history to eclipse the 2,000-yard receiving mark...Has 17 career games with five-plus receptions (nine in 2014, five in 2015, two in 2016, one in 2017)...Tied for No. 6 all-time at Penn State with six 100-yard receiving games...Ranks No. 10 on Penn State's career receiving touchdowns charts with 13 scoring grabs...One of just 14 Nittany Lions with 100-plus career receptions, joining former teammate Chris Godwin (154; 2014-16) and current assistant coach Terry Smith (108; 1989-91)...Hamilton and Godwin were just the second set of teammates with 100-plus career receptions, joining Derrick Williams, Jordan Norwood and Deon Butler (2005-08).

**Season:** His 82 catches in 2014 rank second on Penn State's single-season charts, trailing only Allen Robinson (97 in 2013)...Broke the Penn State freshman season records for receptions and receiving yards in 2014...In just the sixth game of the season, broke the Penn State freshman record for receptions in a season with his second of seven catches at Michigan, passing Deon Butler's mark of 37 from the 2005 season...Set the program freshman record for receiving yards in a season against Maryland, passing

Butler's mark of 691 yards in 2005...One of just six Penn State freshmen to record a 100-yard receiving game and his four 100-yard efforts are the most by a Penn State freshman, surpassing Butler's two from 2005.

**Game:** Broke the Penn State freshman records for receptions (14) and receiving yards (165) in a game in 2014...Broke the Penn State game reception record with 14 catches against No. 13 Ohio State.

» 2017  
**Awards:** Named Co-Big Ten Player of the Week (Davis III, MSU) on Oct. 2 after his 9-catch, 122-yard, 3-touchdown performance vs. Indiana... Earned *Pro Football Focus* National Team of the Week and Big Ten Team of the Week following his effort vs. Indiana (9/30), earning the highest position grade of any B1G offensive student-athlete.

**Season:** Started five games...Selected team captain prior to the season.

**Rankings:** Ranks tied for No. 18 in the FBS and No. 2 in the Big Ten in receiving touchdowns (4)...Is No. 80 nationally and No. 8 in the Big Ten in receiving yards per game (66.2)...Sits tied for No. 84 and No. 6 in the Big Ten in total touchdowns (4)...Ranks No. 84 in the FBS and No. 8 in the Big Ten in yards per reception (16.55).

**Akron (9/2):** Made three catches for 74 yards...Made catches of 19, 26 and 29 yards in the game. **Pittsburgh (9/9):** Made three receptions and tied for the team high with 45 yards. **Georgia State (9/16):** Made three catches for 44 yards and one touchdown...Made a first-down reception on Penn State first scoring drive...Hauled in a 27-yard touchdown catch from Trace McSorley in the second quarter for his 10th career touchdown grab. **at Iowa (9/23):** Made two catches for 46 yards, with both catches netting 23 yards...Both catches went for first downs. **Indiana (9/30):** Made nine receptions for 122 yards and a career-high three touchdowns...Was the first Penn State wide receiver with three-or-more touchdowns since Allen Robinson (Indiana; 2012)...The three touchdowns marked his first career multi-touchdown game...Broke Penn State's career receptions record with his eighth catch of the game, passing Bobby Engram (179; 2005-08)...His final touchdown catch came on a pass from running back Saquon Barkley in the fourth quarter...Had one rush on a lateral pass for two yards.

» 2017 GAME-BY-GAME  
*Receiving (Receptions-Yards-TD)*  
 AKRON 3-74-0; PITTSBURGH 3-45-0; GEORGIA STATE 3-44-1; at Iowa 2-46-0; INDIANA 9-122-3.

» HAMILTON'S CAREER OFFENSIVE STATISTICS & GAME HIGHS

	Att.-Yds.	Avg.	TD	LG	Rec.-Yds.	Avg.	TD	LG
2014	8-32	4.0	-	11	82-899	11.0	2	51
2015	-	-	-	-	45-580	12.9	6	48
2016	1-(-12)	(-12.0)	-	-	34-506	14.9	1	54
2017	1-2	2.0	-	2	20-331	16.6	4	29
CAREER	10-22	2.2	-	11	181-2,316	12.8	13	54

**Receptions** ..... 14; Ohio State, 10/25/14  
**Receiving Yards** ..... 165; vs. UCF, 8/30/14  
**Receiving Touchdowns** ..... 3; Indiana, 9/30/17  
**Longest Reception** ..... 54 yards; at Indiana, 11/12/16  
**Rushing Attempts** ..... 3; at Illinois, 11/22/14  
**Rushing Yards** ..... 14; at Illinois, 11/22/14  
**Longest Rush** ..... 11 yards; at Illinois, 11/22/14  
**All-Purpose Yards** ..... 165; vs. UCF, 8/30/14  
**NOTE:** Has two career tackles.



**CODY HODGENS** 86  
 Wide Receiver | 5-7 | 173  
 Graduate/Senior  
 Wesley Chapel, Fla./Robinson  
 Major: Educational Leadership (master's)

» 2017  
**Season:** Appeared in one game.  
**Georgia State (9/16):** Appeared in the fourth quarter on offense.





**JONATHAN HOLLAND** 18  
Tight End/H-Back | 6-4 | 240  
Junior/Sophomore  
Brandywine, Md./The Bullis School  
Major: Labor & Employment Relations

» 2017  
Season: Appeared in five games.

**Akron (9/2):** Saw time on offense and special teams. **Pittsburgh (9/9):** Appeared on offense and special teams. **Georgia State (9/16):** Made his first career reception, an 8-yard grab from Billy Fessler, for Fessler's first career completion...Also saw time on special teams. **at Iowa (9/23):** Made one catch for one yard. **Indiana (9/30):** Saw time on offense and special teams.

» 2017 GAME-BY-GAME  
Receiving (Receptions-Yards-TD)  
AKRON 0-0-0; PITTSBURGH 0-0-0; GEORGIA STATE 1-8-0; at Iowa 1-1-0; INDIANA 0-0-0.

» HOLLAND'S CAREER OFFENSIVE STATISTICS & GAME HIGHS

	Att.-Yds.	Avg.	TD	LG	Rec.-Yds.	Avg.	TD	LG
2017	-	-	-	-	2-9	4.5	-	8
CAREER	-	-	-	-	2-9	4.5	-	8

Receptions ..... 1; Twice : Last at Iowa, 9/23/17  
Receiving Yards ..... 8; Georgia State, 9/16/17  
Longest Reception ..... 8 yards; Georgia State, 9/16/17



**IMMANUEL IYKE** 96  
Defensive Tackle | 6-2 | 298  
Junior/Sophomore  
Hackettstown, N.J./Parsippany Hills  
Major: Telecommunications

» 2017  
Season: Appeared in two games.


**Akron (9/2):** Made his first career tackle in the fourth quarter...One of 10 Penn Staters to register their first career tackles in the game. **Georgia State (9/16):** Registered his first career tackle for loss in the fourth quarter with a 7-yard tackle behind the line of scrimmage.

» 2017 GAME-BY-GAME  
Tackles (Solo-Assisted-Total)  
AKRON 0-1-1; PITTSBURGH DNP; GEORGIA STATE 1-0-1; at Iowa DNP; INDIANA DNP.

» IYKE'S CAREER STATISTICS & GAME HIGHS

	UA-A	TK	FF	FR	I	PBU	SACK	TFL
2016	-	-	-	-	-	-	-	-
2017	1-1	2	-	-	-	-	-	1.0-7
CAREER	1-1	2	-	-	-	-	-	1.0-7

Tackles ..... 1; Twice: Last Georgia State, 9/16/17  
Tackles for Loss ..... 1; Georgia State, 9/16/17



**STERLING JENKINS** 76  
Offensive Line | 6-8 | 336  
Junior/Sophomore  
Pittsburgh, Pa./Baldwin  
Major: English

» 2017  
Season: Appeared in one game.

**Georgia State (9/16):** Appeared on offense in the fourth quarter.



**JAN JOHNSON** 36  
Linebacker | 6-2 | 226  
Junior/Sophomore  
Mohnton, Pa./Governor Mifflin  
Major: Psychology

» 2017  
Season: Appeared in two games.

**Akron (9/2):** Tied a career high with two tackles - both solo. **Georgia State (9/16):** Made one stop.

» 2017 GAME-BY-GAME  
Tackles (Solo-Assisted-Total)  
AKRON 2-0-2; PITTSBURGH DNP; GEORGIA STATE 1-0-1; at Iowa DNP; INDIANA DNP.

» JA. JOHNSON'S CAREER STATISTICS & GAME HIGHS

	UA-A	TK	FF	FR	I	PBU	SACK	TFL
2016	1-1	2	-	-	-	-	-	-
2017	3-0	3	-	-	-	-	-	-
CAREER	4-1	5	-	-	-	-	-	-

Tackles ..... 2; Twice: Last Akron, 9/2/17



**JUWANA JOHNSON** 84  
Wide Receiver | 6-4 | 227  
Junior/Sophomore  
Glassboro, N.J./Glassboro  
Major: Telecommunications

» 2017  
Awards: Earned a spot on the Pro Football Focus Big Ten Team of the Week following his game-winning touchdown catch at Iowa.

Season: Started five games...Made his first career touchdown catch as time expired at Iowa (9/23) to give Penn State a come-from-behind victory.

**Akron (9/2):** Made four receptions for a game-high 84 yards...Both totals were career highs and surpassed his career totals coming into the season. **Pittsburgh (9/9):** Made one catch for four yards. **Georgia State (9/16):** Caught two passes for 17 yards. **at Iowa (9/23):** Posted career highs in receptions (7) and receiving yardage (92)...Made his first career touchdown reception as time expired to give Penn State a walk-off win in regulation for the first time since 1929 vs. Lafayette...Also appeared on special teams. **Indiana (9/30):** Caught four passes for 63 yards.

» 2017 GAME-BY-GAME  
Receiving (Receptions-Yards-TD)  
AKRON 4-84-0; PITTSBURGH 1-4-0; GEORGIA STATE 2-17-0; at Iowa 7-92-1; INDIANA 4-63-0.

» JU. JOHNSON'S CAREER OFFENSIVE STATISTICS & GAME HIGHS

	Att.-Yds.	Avg.	TD	LG	Rec.-Yds.	Avg.	TD	LG
2016	-	-	-	-	2-70	35.0	-	43
2017	-	-	-	-	18-260	14.4	1	33
CAREER	-	-	-	-	20-330	16.5	1	43

Receptions ..... 7; at Iowa, 9/23/17  
Receiving Yards ..... 92; at Iowa, 9/22/17  
Receiving Touchdowns ..... 1; at Iowa, 9/23/17  
Longest Reception ..... 43 yards; Michigan State, 11/26/16

Tackles ..... 2; Twice: Last vs. USC, 1/2/17  
Blocked Punt ..... 1; at Rutgers, 11/19/16

NOTE: Has nine career special teams tackles.



**ELLISON JORDAN** 42  
Defensive Tackle | 6-0 | 292  
Sophomore/Freshman  
Upper Marlboro, Md./Gilman School  
Major: Division of Undergraduate Studies

» 2017  
Season: Appeared in three games...Made collegiate debut vs. Akron (9/2)...One of 23 student-athletes to make their collegiate debut in 2017...One of 17 freshmen (14 redshirt, 3 true) to appear in 2017.

**Akron (9/2):** Made collegiate debut...Logged first career tackle in the fourth quarter...One of 10 Penn Staters to register their first career tackles in the game. **Georgia State (9/16):** Made three tackles...Added his first career pass breakup in the second quarter. **Indiana (9/30):** Tied a career-high with two stops.

» 2017 GAME-BY-GAME  
Tackles (Solo-Assisted-Total)  
AKRON 0-1-1; PITTSBURGH DNP; GEORGIA STATE 1-2-3; at Iowa DNP; INDIANA 0-2-2.

» JORDAN'S CAREER STATISTICS & GAME HIGHS

	UA-A	TK	FF	FR	I	PBU	SACK	TFL
2017	1-5	6	-	-	-	1	-	-
CAREER	1-5	6	-	-	-	1	-	-

Tackles ..... 2; Twice: Last Indiana, 9/30/17  
Pass Breakups ..... 1; Georgia State, 9/16/17



**DANIEL JOSEPH** 49  
Defensive End | 6-3 | 250  
Sophomore/Freshman  
Brampton, Ontario/Lake Forest Academy (Ill.)  
Major: Division of Undergraduate Study

» 2017  
Season: Appeared in three games...Made collegiate debut vs. Akron (9/2)...One of 23 student-athletes to make their collegiate debut in 2017...One of 17 freshmen (14 redshirt, 3 true) to appear in 2017.

**Akron (9/2):** Made collegiate debut. **Georgia State (9/16):** Totaled three tackles, including 2.0 tackles for loss and 1.0 sacks...Forced his first career fumble while sacking Panther quarterback Aaron Winchester in the fourth quarter to cap a five-turnover night for the Penn State defense...Collected his first career tackle for loss in the second quarter. **Indiana (9/30):** Tallied four stops in the fourth quarter...Logged a solo tackle for loss on Cole Gest on the Hoosiers' final drive.

» 2017 GAME-BY-GAME  
Tackles (Solo-Assisted-Total)  
AKRON 0-0-0; PITTSBURGH DNP; GEORGIA STATE 2-1-3; at Iowa DNP; INDIANA 1-3-4.

» JOSEPH'S CAREER STATISTICS & GAME HIGHS

	UA-A	TK	FF	FR	I	PBU	SACK	TFL
2017	2-4	6	1	-	-	-	1.0-6	3.0-9
CAREER	2-4	6	1	-	-	-	1.0-6	3.0-9


Tackles ..... 4; Last Indiana, 9/30/17  
Tackles for Loss ..... 2.0; Georgia State, 9/16/17  
Sacks ..... 1.0; Georgia State, 9/16/17  
Forced Fumbles ..... 1; Georgia State, 9/16/17



**ISAAC LUTZ** 85  
Wide Receiver | 5-11 | 181  
Sophomore/Freshman  
Reading, Pa./Berks Catholic  
Major: Division of Undergraduate Studies

» 2017  
**Season:** Appeared in one game...Made his collegiate debut vs. Georgia State (9/16)...One of 23 student-athletes to make their collegiate debut in 2017...One of 17 freshmen (14 redshirt, 3 true) to appear in 2017.

**Georgia State (9/16):** Made his collegiate debut in the fourth quarter on offense.




**BRENDAN MAHON** 70  
Offensive Line | 6-4 | 312  
Senior^/Senior  
Randolph, N.J./Randolph  
Major: Landscape Contracting

» 2017  
**Season:** Started four games.

**Awards:** Earned *Pro Football Focus* Big Ten Team of the Week honors on Sept. 5 after helping the offense pile up 569 yards of total offense vs. Akron.

**Akron (9/2):** Helped pave the way for 569 total yards...Cleared the way for Saquon Barkley's 174 rushing yards for his 11th career 100-yard rushing game...Protected Trace McSorley to the tune of 280 passing yards and two scoring throws...Didn't allow a sack or quarterback hurry...Part of the offensive line unit that was named the coaching staff's Offensive Player of the Week. **Pittsburgh (9/9):** Part of an offensive line that allowed just one sack...Blocked for 148 total rushing yards - including 88 from Saquon Barkley - and protected Trace McSorley to the tune of three touchdowns and 164 yards passing...Enabled the team to eclipse the 30-point mark for the ninth-straight game. **Iowa (9/23):** Helped Penn State to a season-high 579 yards of total offense on a school-record 99 offensive plays...Paved the way for Saquon Barkley's career-high 211 rushing yards and 94 receiving yards, which helped Barkley to a school-record 358 all-purpose yards...Blocked for Trace McSorley's 284-yard passing effort. **Indiana (9/30):** Helped protect Trace McSorley for his seventh career 300-yard passing game...Allowed the passing game time to find DaeSean Hamilton on nine occasions, which led to Hamilton breaking Penn State's career receptions record.



**CONNOR MCGOVERN** 66  
Offensive Line | 6-5 | 307  
Sophomore/Sophomore  
Larksville, Pa./Lake-Lehman  
Major: Agribusiness Management

» 2017  
**Season:** Started five games at center.

**Akron (9/2):** Helped pave the way for 569 total yards...Cleared the way for Saquon Barkley's 174 rushing yards for his 11th career 100-yard rushing game...Protected Trace McSorley to the tune of 280 passing yards and two scoring throws...Didn't allow a sack or quarterback hurry...Part of the offensive line unit that was named the coaching staff's Offensive Player of the Week. **Pittsburgh (9/9):** Part of an offensive line that allowed just one sack...Blocked for 148 total rushing yards - including 88 from Saquon Barkley - and protected Trace McSorley to the tune of three touchdowns and 164 yards passing...Enabled the team to eclipse the 30-point mark for the ninth-straight game. **Georgia State (9/16):** Guided the offense to 526 yards of total offense, including Trace McSorley's sixth-career 300-yard passing game (309 yards) and his school-record fourth game with four-or-more touchdown passes...Helped Penn State score eight offensive touchdowns, coming from eight different Penn Staters...Saw Penn State eclipse the 30-point mark for the 10th-straight game, the third-longest active streak in the FBS and just the fifth streak of 10-or-more games in Big Ten history. **Iowa (9/23):** Helped Penn State to a season-high 579 yards of total offense on a school-record 99 offensive plays...Paved the way for Saquon Barkley's career-high 211 rushing yards

and 94 receiving yards, which helped Barkley to a school-record 358 all-purpose yards...Blocked for Trace McSorley's 284-yard passing effort. **Indiana (9/30):** Helped protect Trace McSorley for his seventh career 300-yard passing game...Allowed the passing game time to find DaeSean Hamilton on nine occasions, which led to Hamilton breaking Penn State's career receptions record.



**JOSH MCPHEARSON** 39  
Running Back | 5-10 | 197  
Senior^/Senior  
Columbia, Md./Annapolis Area Christian  
Major: Telecommunications

» 2017  
**Season:** Appeared in five games.

**Akron (9/2):** Made a career-high two tackles, both coming on special teams. **Pittsburgh (9/9):** Appeared on special teams. **Georgia State (9/16):** Appeared on special teams. **Iowa (9/23):** Made one tackle on kickoff coverage in the third quarter. **Indiana (9/30):** Made one stop on kickoff coverage.

» 2017 GAME-BY-GAME

*Tackles (Solo-Assisted-Total)*  
AKRON 1-1-2; PITTSBURGH 0-0-0; GEORGIA STATE 0-0-0; at Iowa 1-0-1; INDIANA 0-1-1.

» J. MCPHEARSON'S CAREER STATISTICS & GAME HIGHS

	UA-A	TK	FF	FR	I	PBU	SACK	TFL
2016	0-1	1	-	-	-	-	-	-
2017	2-2	4	-	-	-	-	-	-
<b>CAREER</b>	<b>2-3</b>	<b>5</b>	-	-	-	-	-	-

**Tackles** ..... 2; Akron, 9/2/17



**ZECH MCPHEARSON** 14  
Cornerback | 5-11 | 181  
Sophomore/Freshman  
Columbia, Md./Riverdale Baptist School  
Major: Division of Undergraduate Studies

» 2017  
**Season:** Appeared in three games...Made collegiate debut vs. Akron (9/2)...One of 23 student-athletes to make their collegiate debut in 2017...One of 17 freshmen (14 redshirt, 3 true) to appear in 2017.

**Akron (9/2):** Made collegiate debut...Logged his first career tackle in the fourth quarter...One of 10 Penn Staters to register their first career tackles in the game. **Georgia State (9/16):** Totaled two stops - both solo...Saw time on defense and special teams. **Indiana (9/30):** Saw time on special teams.

» 2017 GAME-BY-GAME

*Tackles (Solo-Assisted-Total)*  
AKRON 1-0-1; PITTSBURGH DNP; GEORGIA STATE 2-0-2; at Iowa DNP; INDIANA 0-0-0.

» Z. MCPHEARSON'S CAREER STATISTICS & GAME HIGHS

	UA-A	TK	FF	FR	I	PBU	SACK	TFL
2017	3-0	3	-	-	-	-	-	-
<b>CAREER</b>	<b>3-0</b>	<b>3</b>	-	-	-	-	-	-

**Tackles** ..... 2; Georgia State, 9/16/17



**TRACE MCSORLEY** 9  
Quarterback | 6-0 | 202  
Senior/Junior  
Ashburn, Va./Briar Woods  
Major: Accounting

» CAREER NOTES & RECORDS

**NCAA:** Ranks No. 7 among active FBS passers in passing efficiency (153.25)...Sits No. 20 in passing yards per game (198.1) among active FBS quarterbacks...Is No. 21 on the total touchdowns responsible for (53) list among active FBS players.

**Career:** Is the only Penn State quarterback with multiple 80-yard completions in a career...His 53 touchdowns responsible for are No. 3 all-time at Penn State, trailing only Christian Hackenberg (54; 2013-15) and Daryll Clark (65; 2006-09)...One of nine Penn State passers to eclipse the 5,000-yard mark for a career...Ranks No. 9 on Penn State's all-time passing yardage list (4,151), trailing Anthony Morelli (5,275; 2004-07) for the No. 8 spot...Is No. 6 all-time on Penn State's total offense list (5,738)...Became the 10th player in school history to top the 5,000-yard mark in total offense...Registered his school-record fourth career game with four-or-more touchdown passes vs. Georgia State on Sept. 16, 2017, breaking a tie with Todd Blackledge and Hackenberg, who each had three such games in their career...One of five quarterbacks in Penn State history with multiple 300-yard passing games in a career, joining Hackenberg (9), Matt McGloin (6), Kerry Collins (4) and Clark (3)...His seven 300-yard passing games are No. 2 on the Penn State career charts, trailing Hackenberg's total...Owns 15 200-yard passing games to rank No. 5 on the career ledger, behind Collins (1991-94) and Zack Mills (2001-04), who each had 16...Has thrown at least one touchdown pass in 20-straight games, dating back to the 2016 TaxSlayer Bowl, extending his Penn State record, which was previously held by Collins at 14-straight games from 1993-94...Owns 10 career games with both a rushing and passing touchdown (seven in 2016, three in 2017)...With 43 touchdown passes, sits tied for No. 3 on Penn State's all-time ledger with Clark...Is No. 10 on Penn State's career completions list (349), trailing Collins (370) for No. 9...Became the first Penn State quarterback with three consecutive games scoring both a rushing touchdown and passing touchdown since Matt McGloin in 2012 (vs. Temple, at Illinois, vs. Northwestern)...With 396 passing yards in two bowl games, McSorley ranks No. 6 on the Penn State bowl career charts...The six career touchdown passes in bowl games rank No. 2 on the Penn State career bowl list, trailing only Tony Sacca's seven career scoring passes in three bowl games.

**Season:** Owns Penn State's single-season passing yards (3,614), passing touchdowns (29) and total offense records (3,979)...Ranked No. 6 on the completions charts (224) and No. 5 on the Penn State single-season pass attempts (387) list...Is No. 2 in Penn State single-season pass efficiency rating at 156.9 (Kerry Collins, 172.86; 1994)...His 9.34 yards per pass attempt are No. 3 in a single-season at Penn State...Owns the Penn State record for 300-yard passing games in a single-season record with five in 2016...Tied the Penn State record for 200-yard passing games in a season with 11 in 2016 to equal the mark set by Matt McGloin in 2012...Became just the fourth Penn State quarterback to lead his team to 10 wins (11-3) in his first year as the starting quarterback, joining Daryll Clark in 2008 (11-2), Tom Shuman in 1973 (12-0) and Chuck Burkhardt in 1968 (11-0)...Broke the sophomore season passing record previously held by Christian Hackenberg (2,977; 2014) with 3,614 passing yards.

**Game:** Set the school record for passing yards in a first half with 258 yards vs. Georgia State (9/16/17)...Became just the third Penn State quarterback to register more than 400 yards of total offense in a game, logging 408 total offense yards (335 passing, 73 rushing) vs. Minnesota (10/1/16)...Set Big Ten Championship Game records for passing yards (384) and passing touchdowns (4) vs. Wisconsin (12/3/16).



» 2017

**Awards:** Selected to the preseason watch list for the Manning Award, Maxwell Award, Davey O'Brien Award, Johnny Unitas Golden Arm Award, Walter Camp Award and Huerffel Trophy...Among 10 players named to the Big Ten preseason honors list, as selected by the conference's media members, joining teammate Saquon Barkley.

**Season:** Started five games...Selected team captain prior to the season... Had a streak of five-straight games with multiple touchdown passes dating back to 2016 snapped at Iowa (9/23)...Has a streak of 20-straight games with a touchdown pass, which is a Penn State record and the third-longest active streak in the FBS.

**Rankings:** Sits No. 10 nationally and No. 2 in the Big Ten in passing touchdowns (12)...Ranks No. 12 nationally and No. 2 the Big Ten in points responsible for per game (18.0)...Is No. 19 in the FBS and leads the Big Ten in total offense (306.2 ypg)...Ranks No. 25 nationally and No. 3 in the Big Ten in passing efficiency (156.4)...Sits No. 29 in the FBS and No. 4 in the Big Ten in yards per pass attempt (8.45)... Is No. 30 nationally and leads the Big Ten in passing yards per game (270.4)...Ranks No. 26 nationally and No. 3 in the Big Ten in completion percentage (65.6)... Is No. 35 in the FBS and No. 2 in the Big Ten in completions per game (21.0)...Ranks No. 50 in the FBS and No. 6 in the Big Ten in yards per pass completion (12.88)...Sits No. 92 nationally and No. 7 in the Big Ten in rushing touchdowns (3).

**Akron (9/2):** Completed 18-of-25 passes for 280 yards and two touchdown passes...Posted his 12th career 200-yard passing game... Was not sacked in the game...Rushed 12 times for 48 yards and one score...Completed a long pass of 43 yards to Saquon Barkley. **Pittsburgh (9/9):** Threw for 164 yards and three touchdown passes...Completed 15-of-28 passes...Rushed eight times for 65 yards, including a career-long scamper of 36 yards. **Georgia State (9/16):** Completed 18-of-23 passes for 309 yards and four touchdown passes...Rushed for 24 yards on two carries, including an 8-yard touchdown run late in the first half... Threw touchdown passes to four different pass catchers, including one to fellow quarterback Tommy Stevens to open the scoring...Completed a career-long 85-yard touchdown pass to Saquon Barkley, which is the third-longest pass play in school history and the longest pass by a Penn Stater in Beaver Stadium history...Named the coaching staff's Offensive Player of the Week. **at Iowa (9/23):** Threw a touchdown pass to Juwan Johnson as time expired to cap a come-from-behind win, the first walk off win in regulation for Penn State since 1929 vs. Lafayette (*per Lou Prato's Penn State Football Encyclopedia*)...Accounted for 345 yards of total offense...Completed 31-of-48 passes for 284 yards and one touchdown... His 31 completions are the most since Christian Hackenberg had 34 vs. Boston College in the 2014 New Era Pinstripe Bowl...Connected with eight different pass catchers on the night...The touchdown throw to Johnson marked his 19th-straight game with a scoring pass...Rushed 17 times for 61 yards. **Indiana (9/30):** Posted his seventh career 300-yard passing game with 315 yards through the air...Completed 23-of-36 passes with two touchdown throws and one interception...Had one rushing score in the game to mark his 10th career game with a rushing and passing score.

» 2017 GAME-BY-GAME

Passing (Comp.-Att.-Yds.-TD-INT)

AKRON 18-25-280-2-1; PITTSBURGH 15-28-164-3-1; GEORGIA STATE 18-23-309-4-0; at Iowa 31-48-284-1-1; INDIANA 23-36-315-2-1.

» McSORLEY'S CAREER PASSING STATISTICS & GAME HIGHS

	C-A	Yds.	%	TD-INT	YPG	LG
2015	20-40	185	50.0	2-0	26.4	21
2016	224-387	3,614	57.9	29-8	258.1	80
2017	105-160	1,352	65.6	12-4	270.4	85
<b>CAREER</b>	<b>349-587</b>	<b>5,151</b>	<b>59.5</b>	<b>43-12</b>	<b>198.1</b>	<b>85</b>

**Pass Completions** ..... 31; at Iowa, 9/23/17  
**Pass Attempts** ..... 48; at Iowa, 9/23/17  
**Passing Yards** ..... 384; vs. Wisconsin, 12/3/16  
**Passing Touchdowns** ..... 4; Three Times: Last Georgia State, 9/16/17  
**Long Pass** ..... 85 yards; Georgia State, 9/16/17

» 2017 GAME-BY-GAME


Rushing (Carries-Yards-TD)

AKRON 12-48-1; PITTSBURGH 8-65-0; GEORGIA STATE 3-24-1; at Iowa 17-61-0; INDIANA 16-(19)-1

» McSORLEY'S CAREER OFFENSIVE STATISTICS & GAME HIGHS

	Att.-Yds.	Avg.	TD	LG	Rec.-Yds.	Avg.	TD	LG
2015	13-43	3.3	-	14	-	-	-	-
2016	146-365	2.5	7	26	-	-	-	-
2017	56-179	3.2	3	36	-	-	-	-
<b>CAREER</b>	<b>215-587</b>	<b>2.7</b>	<b>10</b>	<b>36</b>	-	-	-	-

**Rush Attempts** ..... 19; Ohio State, 10/22/16  
**Rush Yards** ..... 81; Maryland, 10/8/16  
**Rushing Touchdowns** ..... 1; 10 Times: Last Indiana, 9/30/17  
**Long Rush** ..... 36 yards; Pittsburgh, 9/9/17  
**Total Offense Yards** ..... 408; Minnesota, 10/1/16  
**All-Purpose Yards** ..... 81; Maryland, 10/8/16



**MICHAL MENET** 62

Offensive Line | 6-4 | 301  
 Sophomore/Freshman  
 Birdsboro, Pa./Exeter Township Senior  
 Major: Division of Undergraduate Studies

» 2017

**Season:** Appeared in four games...Made collegiate debut vs. Akron (9/2)...One of 23 student-athletes to make their collegiate debut in 2017...One of 17 freshmen (14 redshirt, 3 true) to appear in 2017.

**Akron (9/2):** Made his collegiate debut...Appeared on special teams and offense. **Georgia State (9/16):** Appeared on special teams and offense. **at Iowa (9/23):** Saw time on special teams. **Indiana (9/30):** Appeared on special teams.



**JARVIS MILLER** 9

Linebacker | 6-2 | 222  
 Junior/Sophomore  
 Suffield, Conn./Windsor Locks/Suffield/East Granby  
 Major: Criminology

» 2017

**Season:** Appeared in five games.

**Akron (9/2):** Logged a career-high five tackles, which also tied for a team high...The five tackles equaled his career total entering the game...Posted his first career tackle for loss on a fourth-quarter sack of Kato Nelson... Was a part of a defense that logged 14.0 tackles for loss, the most since recording 15.0 vs. Temple in 2015...Part of a defense that logged a season-opening shutout for the first time since 2007 (FIU, 59-0). **Georgia State (9/16):** Made two stops.

» 2017 GAME-BY-GAME

Tackles (Solo-Assisted-Total)

AKRON 3-2-5; PITTSBURGH 0-0-0; GEORGIA STATE 2-0-2; at Iowa 0-0-0; INDIANA 0-0-0.

» J. MILLER'S CAREER STATISTICS & GAME HIGHS

	UA-A	TK	FR	FF	I	PBU	SACK	TFL
2016	2-3	5	-	-	-	-	-	-
2017	5-2	7	-	-	-	-	1.0-1	1.0-1
<b>CAREER</b>	<b>7-5</b>	<b>12</b>	-	-	-	-	<b>1.0-1</b>	<b>1.0-1</b>

**Tackles** ..... 5; Akron, 9/2/17  
**Sacks** ..... 1.0; Akron, 9/2/17  
**Tackles for Loss** ..... 1.0; Akron, 9/2/17



**SHAREEF MILLER** 48

Defensive End | 6-5 | 255  
 Junior/Sophomore  
 Philadelphia, Pa./George Washington  
 Major: Rehabilitation & Human Services

» 2017

**Season:** Started five games... Joins Ryan Buchholz and Will Fries as first-time starters in 2017...Wore No. 19 at Iowa (9/23) and vs. Indiana (9/30) to honor Torrence Brown, who missed the game due to a season-ending injury vs. Georgia State (9/16).

**Akron (9/2):** Made one tackle, which was a combined tackle for loss with Curtis Cothran in the first quarter...Played two series in the game... Was a part of a defense that logged 14.0 tackles for loss, the most since recording 15.0 vs. Temple in 2015. **Pittsburgh (9/9):** Tied a career high with two sacks, with solo quarterback takedowns in the second and third quarters...Totalled three tackles, all which came behind the line of scrimmage to account for a career-high 2.5 tackles for loss...Added one quarterback hurry in the second quarter...Part of a defense that piled up five sacks, its most since logging six last season vs. No. 2 Ohio State. **Georgia State (9/16):** Logged three tackles...Made a third-quarter solo tackle for loss...A part of a unit that posted its second shutout of the season, marking the first time since 2009 a Nittany Lion defense posted two shutouts in a single season. **at Iowa (9/23):** Logged five tackles, including 2.0 tackles for loss...Added one quarterback hurry...Made both tackles on Iowa's drive that ended in a tackle for loss of on Akrum Wadley for a safety...The safety vs. the Hawkeyes was the second of the year for Penn State (Pittsburgh), marking the first time since 2004 the Nittany Lions had multiple safeties in a season...Made a solo stop behind the line on Wadley in the third quarter...Garnered the coaching staff's Defensive Player of the Week award. **Indiana (9/30):** Totalled five tackles...Added one quarterback hurry.

» 2017 GAME-BY-GAME

Tackles (Solo-Assisted-Total)

AKRON 0-1-1; PITTSBURGH 2-1-3; GEORGIA STATE 3-0-3; at Iowa 5-0-5; INDIANA 1-3-4.

» S. MILLER'S CAREER STATISTICS & GAME HIGHS

	UA-A	TK	FF	FR	I	PBU	SACK	TFL
2016	13-9	22	1	-	-	-	2.0-18	5.5-27
2017	11-5	16	-	-	-	-	2.0-15	6.0-28
<b>CAREER</b>	<b>24-14</b>	<b>38</b>	<b>1</b>	-	-	-	<b>2.0-33</b>	<b>11.5-55</b>

**Tackles** ..... 5; Twice: Last at Iowa, 9/23/17  
**Sacks** ..... 2.0; Twice: Last Pittsburgh, 9/9/17  
**Tackles for Loss** ..... 2.5; Pittsburgh, 9/9/17  
**Forced Fumbles** ..... 1; at Indiana, 11/12/16



**RYAN MONK** 91

Defensive Tackle | 6-1 | 282  
 Junior/Sophomore  
 Dallas, Pa./Dallas  
 Major: Rehabilitation & Human Services

» 2017

**Season:** Appeared in two games.

**Akron (9/2):** Made his first career tackle in the fourth quarter...One of 10 Penn Staters to register their first career tackles in the game. **Georgia State (9/16):** Saw time on defense.

» 2017 GAME-BY-GAME

Tackles (Solo-Assisted-Total)

AKRON 0-1-1; PITTSBURGH DNP; GEORGIA STATE 0-0-0; Iowa DNP; INDIANA DNP.

» MONK'S CAREER STATISTICS & GAME HIGHS

	UA-A	TK	FF	FR	I	PBU	SACK	TFL
2016	-	-	-	-	-	-	-	-
2017	0-1	1	-	-	-	-	-	-
<b>CAREER</b>	<b>0-1</b>	<b>1</b>	-	-	-	-	-	-

**Tackles** ..... 1; Akron, 9/2/17



**ANDREW NELSON** 59  
 Offensive Line | 6-6 | 305  
 Graduate/Senior  
 Hershey, Pa./Hershey  
 Major: Nutritional Sciences (2nd degree)

» 2017

**Season:** Appeared in three games with one start...Made his first start of the season at Iowa (9/23).

**Pittsburgh (9/9):** Made his season debut on the offensive line... Appeared in his first game since suffering an injury against Maryland on Oct. 8, 2016. **Georgia State (9/16):** Helped the offense to 526 yards of total offense, including Trace McSorley's sixth-career 300-yard passing game (309 yards) and his school-record fourth game with four-or-more touchdown passes...Helped Penn State score eight offensive touchdowns, coming from eight different Penn Staters...Saw Penn State eclipse the 30-point mark for the 10th-straight game, the third-longest active streak in the FBS and just the fifth streak of 10-or-more games in Big Ten history. **at Iowa (9/23):** Helped Penn State to a season-high 579 yards of total offense on 99 offensive plays...Paved the way for Saquon Barkley's career-high 211 rushing yards and 94 receiving yards, which helped Barkley to a school-record 358 all-purpose yards...Blocked for Trace McSorley's 284-yard passing effort.



**AYRON MONROE** 23  
 Safety | 5-11 | 207  
 Junior/Sophomore  
 Largo, Md./Saint Johns College H.S.  
 Major: Information Sciences & Technology

» 2017

**Season:** Appeared in four games.

**Pittsburgh (9/9):** Made his season debut on special teams. **Georgia State (9/16):** Had two tackles...Posted his first career tackle for loss in the third quarter...Broke up a third-quarter pass...Saw time on special teams and defense. **Indiana (9/30):** Made one tackle.


» 2017 GAME-BY-GAME

*Tackles (Solo-Assisted-Total)*  
 AKRON DNP; PITTSBURGH 0-0-0; GEORGIA STATE 1-1-2; at Iowa 0-0-0; INDIANA 0-1-1.

» MONROE'S CAREER STATISTICS & GAME HIGHS

	UA-A	TK	FF	FR	I	PBU	SACK	TFL
2016	3-9	12	-	-	-	1	-	1.0-3
2017	1-2	3	-	-	-	1	-	1.0-3
<b>CAREER</b>	<b>4-11</b>	<b>15</b>	-	-	-	<b>2</b>	-	<b>1.0-3</b>

**Tackles** ..... 3; Maryland, 10/8/16  
**Tackles for Loss** ..... 1.0; Georgia State, 9/16/17  
**Pass Breakups** ..... 1; Twice: Last Georgia State, 9/16/17



**AMANI ORUWARIYE** 21  
 Cornerback | 6-1 | 205  
 Senior/Junior  
 Tampa, Fla./Gaither  
 Major: Telecommunications

» 2017

**Season:** Appeared in three games.

**Akron (9/2):** Made three stops...Hauled in his second career interception to create Penn State's first takeaway of the season...Also broke up one pass...One of eight players to be a part of three-straight seasons with a shutout (Illinois, 2015; at Rutgers, 2016; Akron, 2017), marking the longest such streak since a three-year span from 1989-91...Part of a defense that logged a season-opening shutout for the first time since 2007 (FIU, 59-0). **Pittsburgh (9/9):** Had three tackles...Added one pass breakup, a third down breakup to force a first-quarter punt. **Indiana (9/30):** Made two tackles...Posted his third career interception - and second of the season - returning it for 17 yards...Part of a defense that forced at least one turnover for the sixth-straight game.

» 2017 GAME-BY-GAME

*Tackles (Solo-Assisted-Total)*  
 AKRON 1-2-3; PITTSBURGH 3-0-3; GEORGIA STATE DNP; at Iowa DNP; INDIANA 1-1-2.

» ORUWARIYE'S CAREER STATISTICS & GAME HIGHS

	UA-A	TK	FF	FR	I	PBU	SACK	TFL
2015	1-4	5	-	-	-	1	-	-
2016	13-10	23	-	-	1	1	-	-
2017	5-3	8	-	-	2	2	-	-
<b>CAREER</b>	<b>19-17</b>	<b>36</b>	-	-	<b>3</b>	<b>4</b>	-	-

**Tackles** ..... 7; Michigan State, 11/26/16  
**Interceptions** ..... 1; Three Times: Last Indiana, 9/30/17  
**Long Interception Return** ..... 30 yards; Kent State, 9/3/16  
**Pass Breakups** ..... 1; Four Times: Last Pittsburgh, 9/9/17

**NOTE:** Has one career touchdown - a 30-yard interception return vs. Kent State.



**TOM PANCOAST** 89  
 Tight End/H-Back | 6-3 | 236  
 Senior^/Senior  
 West Chester, Pa./Unionville  
 Major: Economics

» 2017

**Season:** Appeared in five games.

**Akron (9/2):** Made his first career reception in the fourth quarter, gaining 12 yards. **at Iowa (9/23):** Appeared on offense and special teams. **Indiana (9/30):** Made one catch for five yards...Also saw time on special teams.

» 2017 GAME-BY-GAME

*Receiving (Receptions-Yards-TD)*  
 AKRON 1-12-0; PITTSBURGH 0-0-0; GEORGIA STATE 0-0-0; at Iowa 0-0-0; INDIANA 1-5-0.

» PANCOAST'S CAREER OFFENSIVE STATISTICS & GAME HIGHS

	Att.-Yds.	Avg.	TD	LG	Rec.-Yds.	Avg.	TD	LG
2014	-	-	-	-	-	-	-	-
2015	-	-	-	-	-	-	-	-
2016	-	-	-	-	-	-	-	-
2017	-	-	-	-	2-17	8.5	-	12
<b>CAREER</b>	-	-	-	-	<b>2-17</b>	<b>8.5</b>	-	<b>12</b>

**Receptions** ..... 1; Twice: Last Indiana, 9/30/17  
**Receiving Yards** ..... 12; Akron, 9/2/17  
**Longest Reception** ..... 12; Akron, 9/2/17

**NOTE:** Has one career kickoff return - in 2016 - an 11-yard return at Indiana.



**DANIEL PASQUARIELLO** 92  
 Punter | 6-1 | 201  
 Senior/Senior  
 Melbourne, Victoria, Australia/Xavier College H.S.  
 Major: Labor Studies and Employment Relations (2nd degree)

» CAREER NOTES & RECORDS

**Career:** Ranks No 13 on Penn State's career punting average list at 38.7 yards per punt.

» 2017

**Season:** Appeared in one game.


**Georgia State (9/16):** Hit one punt for 45 yards in the fourth quarter... Landed his lone punt inside the GSU 20-yard line.

» PASQUARIELLO'S CAREER PUNTING STATISTICS & GAME HIGHS

	Punts	Yards	Avg.	I-20	FC	50+	LG	BLK
2014	47	1,754	37.3	13	11	1	63	-
2015	58	2,314	39.9	12	10	9	60	-
2016	2	75	37.5	2	1	-	38	-
2017	1	45	45.0	1	-	-	45	-
<b>CAREER</b>	<b>108</b>	<b>4,188</b>	<b>38.7</b>	<b>28</b>	<b>22</b>	<b>10</b>	<b>63</b>	-

**Punt Attempts** ..... 9; Twice: Last at Northwestern, 11/7/15  
**Punt Yards** ..... 374; at Northwestern, 11/7/15  
**Longest Punt** ..... 63; Michigan State, 11/28/14

**Tackles** ..... 1; Twice: Last at Temple, 9/5/15



**JOHN PETRISHEN** 16  
 Safety | 6-0 | 211  
 Junior/Sophomore  
 Lower Burrell, Pa./Pittsburgh Central Catholic  
 Major: Communications Arts & Sciences

» 2017

**Season:** Appeared in two games...Made collegiate debut vs. Akron (9/2)...One of 23 student-athletes to make their collegiate debut in 2017.

**Akron (9/2):** Made collegiate debut...Posted his first career tackle in the fourth quarter...One of 10 Penn Staters to register their first career tackles in the game. **Georgia State (9/16):** Made two tackles...Registered his first career tackle for loss on a fourth-quarter solo stop behind the line of scrimmage.

» 2017 GAME-BY-GAME

*Tackles (Solo-Assisted-Total)*  
 AKRON 0-1-1; PITTSBURGH DNP; GEORGIA STATE 2-0-2; at Iowa DNP; INDIANA DNP.

» PETRISHEN'S CAREER STATISTICS & GAME HIGHS

	UA-A	TK	FF	FR	I	PBU	SACK	TFL
2016	-	-	-	-	-	-	-	-
2017	2-1	3	-	-	-	-	-	1.0-2
<b>CAREER</b>	<b>2-1</b>	<b>3</b>	-	-	-	-	-	<b>1.0-2</b>

**Tackles** ..... 2; Georgia State, 9/16/17  
**Tackles for Loss** ..... 1.0; Georgia State, 9/16/17





**BRANDON POLK** 10  
Wide Receiver | 5-9 | 181  
Junior/Sophomore  
Ashburn, Va./Briar Woods  
Major: Criminology

» 2017  
Season: Appeared in five games.

**Akron (9/2):** Made one catch for four yards. **Pittsburgh (9/9):** Had one catch for 18 yards, which set up Saquon Barkley's 8-yard rushing score in the second half. **Georgia State (9/16):** His lone grab went for a 15-yard touchdown in the third quarter.

» 2017 GAME-BY-GAME

Receiving (Receptions-Yards-TD)  
AKRON 1-4-0; PITTSBURGH 1-18-0; GEORGIA STATE 1-15-1; at Iowa 0-0-0; INDIANA 0-0-0.

» POLK'S CAREER OFFENSIVE STATISTICS & GAME HIGHS

	Att.-Yds.	Avg.	TD	LG	Rec.-Yds.	Avg.	TD	LG
2015	18-159	8.8	1	33	6-57	9.5	1	39
2016	-	-	-	-	2-18	9.0	-	14
2017	-	-	-	-	3-37	12.3	1	18
<b>CAREER</b>	<b>18-159</b>	<b>8.8</b>	<b>1</b>	<b>33</b>	<b>11-112</b>	<b>10.2</b>	<b>2</b>	<b>39</b>

Rushing attempts ..... 3; Three Times: Last vs. Georgia, 1/2/16  
Rushing Yards ..... 50; at Temple, 9/5/15  
Rushing Touchdowns ..... 1; Buffalo, 9/12/15  
Longest Rush ..... 33 yards; at Temple, 9/5/15  
Receptions ..... 2; Indiana, 10/10/15  
Receiving Yards ..... 46; Indiana, 10/10/15  
Receiving Touchdowns ..... 1; Twice: Last Georgia State, 9/16/17  
Longest Reception ..... 39 yards; Indiana, 10/10/15  
All-Purpose Yards ..... 89; at Ohio State, 10/17/15

NOTE: Has 10 career kickoff returns for 209 yards (20.9 ypr), all coming in 2015.



**ANDRE ROBINSON** 6  
Running Back | 5-9 | 216  
Junior/Sophomore  
Mechanicsburg, Pa./Bishop McDevitt  
Major: Economics

» 2017  
Season: Appeared in five games.

**Akron (9/2):** Carried twice for minus-3 yards. **Georgia State (9/16):** Gained a career-high 39 yards on two carries...Had a career-long 41-yard touchdown run in the fourth quarter. **at Iowa (9/23):** Toted the ball four times for 19 yards.


» 2017 GAME-BY-GAME

Rushing (Carries-Yards-TD)  
AKRON 2-(-3)-0; PITTSBURGH 0-0-0; GEORGIA STATE 2-39-1; at Iowa 4-19-0; INDIANA 0-0-0.

» ROBINSON'S CAREER OFFENSIVE STATISTICS & GAME HIGHS

	Att.-Yds.	Avg.	TD	LG	Rec.-Yds.	Avg.	TD	LG
2016	29-141	4.9	5	19	2-42	21.0	1	40
2017	8-55	6.9	1	41	-	-	-	-
<b>CAREER</b>	<b>37-196</b>	<b>5.3</b>	<b>6</b>	<b>41</b>	<b>2-42</b>	<b>21.0</b>	<b>1</b>	<b>40</b>

Rushing Attempts ..... 6; Twice: Last at Rutgers, 11/19/16  
Rushing Yards ..... 39; Georgia State, 9/16/17  
Rushing Touchdowns ..... 2; at Purdue, 10/29/16  
Longest Rush ..... 41 yards; Georgia State, 9/16/17  
Receptions ..... 1; Twice: Last Michigan State, 11/26/16  
Receiving Yards ..... 40; Michigan State, 11/26/16  
Receiving Touchdowns ..... 1; Michigan State, 11/26/16  
Longest Reception ..... 40 yards; Michigan State, 11/26/16



**MILES SANDERS** 24  
Running Back | 5-11 | 209  
Sophomore/Sophomore  
Pittsburgh, Pa./Woodland Hills  
Major: Division of Undergraduate Studies

» 2017  
Season: Appeared in five games.

**Akron (9/2):** Carried once for 16 yards. **Pittsburgh (9/9):** Rushed one time for minus-3 yards. **Georgia State (9/16):** Toted the ball three times for 44 yards and one touchdown...Scored on a 29-yard rush on the first play following Grant Haley's second-quarter interception. **at Iowa (9/23):** Carried once for six yards and caught one pass for six yards...Returned the final kickoff of the game for 20 yards.

» 2017 GAME-BY-GAME

Rushing (Carries-Yards-TD)  
AKRON 1-16-0; PITTSBURGH 1-(-3)-0; GEORGIA STATE 3-44-1; at Iowa 1-6-0; INDIANA 0-0-0.

» SANDERS' CAREER OFFENSIVE STATISTICS & GAME HIGHS

	Att.-Yds.	Avg.	TD	LG	Rec.-Yds.	Avg.	TD	LG
2016	25-184	7.4	1	57	2-24	12.0	1	21
2017	6-63	10.5	1	29	1-6	6.0	-	-
<b>CAREER</b>	<b>33-247</b>	<b>7.5</b>	<b>2</b>	<b>57</b>	<b>3-30</b>	<b>10.0</b>	<b>1</b>	<b>21</b>

Rushing Attempts ..... 5; Twice: Last at Rutgers, 11/19/16  
Rushing Yards ..... 85; at Rutgers, 11/19/16  
Rushing Touchdowns ..... 1; Twice: Georgia State, 9/16/17  
Longest Rush ..... 57 yards; at Rutgers, 11/19/16  
Receptions ..... 1; Three Times: Last at Iowa, 9/23/17  
Receiving Yards ..... 21; at Purdue, 10/29/16  
Receiving Touchdowns ..... 1; at Purdue, 10/29/16  
Longest Reception ..... 21 yards; at Purdue, 10/29/16

2017 GAME-BY-GAME

Kickoff Returns (Returns-Yards-TD-YPR)  
AKRON 0-0-0-0.0; PITTSBURGH 0-0-0-0.0; GEORGIA STATE 0-0-0-0.0; at Iowa 1-20-0-20.0.

» SANDERS' CAREER KICKOFF RETURN STATISTICS & GAME HIGHS

	No.	Yds.	Avg.	TD	LG
2016	33	688	20.8	-	48
2017	1	20	20.0	-	20
<b>CAREER</b>	<b>34</b>	<b>708</b>	<b>20.8</b>	<b>-</b>	<b>48</b>

Kickoff Returns ..... 4; Three Times: Last vs. Wisconsin, 12/3/16  
Kickoff Return Yards ..... 89; Ohio State, 10/22/16  
Longest Kickoff Return ..... 48 yards; Iowa, 11/5/16  
All-Purpose Yards ..... 106; Iowa, 11/5/16



**NICK SCOTT** 4  
Safety | 5-11 | 199  
Senior/Junior  
Fairfax, Va./Fairfax  
Major: Psychology

» 2017  
Season: Appeared in five games...Selected team captain prior to the season.

**Rankings:** Tied for No. 20 nationally and No. 4 in the Big Ten in fumble recoveries (1).

**Akron (9/2):** Logged two stops...Made one tackle on kickoff coverage. **Pittsburgh (9/9):** Totaled a career-high eight tackles, to tie or No. 2 on the team with Jason Cabinda and Koa Farmer...Logged his first career tackle for loss on a fourth-quarter combined stop behind the line with Shareef Miller...Two of his tackles came on special teams...Joined Irvin Charles and Garrett Taylor as the coaching staff's Co-Special Teams Player of the Week. **Georgia State (9/16):** Had three tackles. **Indiana (9/30):** Scooped up a fumble, which was forced by Irvin Charles, on a fumbled Hooiser punt return and took it 13 yards for his second career touchdown (rush vs. Army; 2015)...Made two stops.

» 2017 GAME-BY-GAME

Tackles (Solo-Assisted-Total)  
AKRON 0-2-2; PITTSBURGH 4-4-8; GEORGIA STATE 2-1-3; Iowa 0-0-0; INDIANA 1-1-2.

» SCOTT'S CAREER STATISTICS & GAME HIGHS

	UA-A	TK	FF	FR	I	PBU	SACK	TFL
2015	5-3	8	-	-	-	-	-	-
2016	3-5	8	-	-	-	1	-	-
2017	7-8	15	-	1	-	-	-	0.5-1
<b>CAREER</b>	<b>15-16</b>	<b>31</b>	<b>-</b>	<b>1</b>	<b>-</b>	<b>1</b>	<b>-</b>	<b>-</b>

Tackles ..... 8; Pittsburgh, 9/9/17  
Tackles for Loss ..... 0.5; Pittsburgh, 9/9/17  
Pass Breakups ..... 1; Michigan State, 11/26/16  
Fumble Recoveries ..... 1; Indiana, 9/30/17

NOTE: Has one career touchdown on a fumble recovery (Indiana, 2017).



**ANTONIO SHELTON** 55  
Defensive Tackle | 6-2 | 291  
Sophomore/Freshman  
Westerville, Ohio/Westerville-North  
Major: Communications

» 2017  
Season: Appeared in four games...Made collegiate debut vs. Akron (9/2)...One of 23 student-athletes to make their collegiate debut in 2017...One of 17 freshmen (14 redshirt, 3 true) to appear in 2017.

**Akron (9/2):** Made collegiate debut. **Georgia State (9/16):** Logged his first two career tackles, both coming behind the line of scrimmage...Combined with Yetur Gross-Matos on a fourth-quarter tackle for loss...Teamed with Shaka Toney on a sack in the fourth quarter. **Indiana (9/30):** Logged a career-high-tying two tackles.


» 2017 GAME-BY-GAME

Tackles (Solo-Assisted-Total)  
AKRON 0-0-0; PITTSBURGH 0-0-0; GEORGIA STATE 0-2-2; at Iowa DNP; INDIANA 0-2-2.

» SHELTON'S CAREER STATISTICS & GAME HIGHS

	UA-A	TK	FF	FR	I	PBU	SACK	TFL
2017	0-4	4	-	-	-	-	0.5-2	1.0-3
<b>CAREER</b>	<b>0-4</b>	<b>4</b>	<b>-</b>	<b>-</b>	<b>-</b>	<b>-</b>	<b>0.5-2</b>	<b>1.0-3</b>

Tackles ..... 2; Twice: Last Indiana, 9/30/17  
Tackles for Loss ..... 1.0; Georgia State, 9/16/17  
Sacks ..... 0.5; Georgia State, 9/16/17



**TYLER SHOOP** 82  
Wide Receiver | 5-11 | 185  
Junior/Sophomore  
Nashville, Tenn./Father Ryan  
Major: Recreation, Parks & Tourism Management


» 2017  
**Season:** Appeared in one game.  
**Georgia State (9/16):** Made his season debut in the fourth quarter.



**CHARLIE SHUMAN** 79  
Offensive Line | 6-8 | 316  
Senior/Junior  
Pittsford, N.Y./Pittsford Sutherland  
Major: Kinesiology

» 2017  
**Season:** Appeared in one game...Made collegiate debut vs. Georgia State (9/16)...One of 23 student-athletes to make their collegiate debut in 2017.

**Georgia State (9/16):** Made his collegiate debut...Appeared on the offensive line in the fourth quarter.



**MICHAEL SHUSTER** 15f  
Quarterback | 6-2 | 209  
Sophomore/Freshman  
Camp Hill, Pa./Camp Hill  
Major: Business Administration

» 2017  
**Season:** Appeared in one game...Made his collegiate debut vs. Georgia State (9/16)...One of 23 student-athletes to make their collegiate debut in 2017...One of 17 freshmen (14 redshirt, 3 true) to appear in 2017.

**Georgia State (9/16):** Made his collegiate debut...Closed out the game with the final knee to run out the clock.



**SHANE SIMMONS** 34  
Defensive End | 6-3 | 250  
Sophomore/Freshman  
Laurel, Md./DeMatha  
Major: Division of Undergraduate Studies

» 2017  
**Season:** Appeared in five games...Made collegiate debut vs. Akron (9/2)...One of 23 student-athletes to make their collegiate debut in 2017...One of 17 freshmen (14 redshirt, 3 true) to appear in 2017.

**Akron (9/2):** Made collegiate debut...Logged his first career stop, a combined tackle for loss with Brandon Smith in the fourth quarter... One of 10 Penn Staters to register their first career tackles in the game... Was a part of a defense that logged 14.0 tackles for loss, the most since recording 15.0 vs. Temple in 2015. **Georgia State (9/16):** Had one tackle. **Indiana (9/30):** Contributed one quarterback hurry.

» 2017 GAME-BY-GAME  
*Tackles (Solo-Assisted-Total)*  
AKRON 0-1-1; PITTSBURGH 0-0-0; GEORGIA STATE 1-0-1; at Iowa 0-0-0; INDIANA 0-0-0.

» SIMMONS' CAREER STATISTICS & GAME HIGHS

	UA-A	TK	FF	FR	I	PBU	SACK	TFL
2016	-	-	-	-	-	-	-	-
2017	1-1	2	-	-	-	-	-	0.5-1
<b>CAREER</b>	<b>1-1</b>	<b>2</b>	<b>-</b>	<b>-</b>	<b>-</b>	<b>-</b>	<b>-</b>	<b>0.5-1</b>


**Tackles** ..... 1; Twice: Last Georgia State, 9/16/17  
**Tackles for Loss** ..... 0.5; Akron, 9/2/17



**ZACH SIMPSON** 64  
Offensive Line | 6-3 | 301  
Junior/Sophomore  
Hollidaysburg, Pa./Hollidaysburg Area  
Major: Economics

» 2017  
**Season:** Appeared in five games.

**Akron (9/2):** Appeared on special teams and offense. **Pittsburgh (9/9):** Appeared on special teams. **Georgia State (9/16):** Appeared on special teams. **at Iowa (9/23):** Appeared in special teams. **Indiana (9/30):** Saw time on special teams.



**BRANDON SMITH** 47  
Linebacker | 6-0 | 227  
Graduate/Senior  
Winfield, Pa./Lewisburg  
Major: Health Policy & Administration (2nd degree)

» 2017  
**Awards:** Selected to the 2017 Allstate AFCA Good Works Team...Named a semifinalist for the William V. Campbell Trophy, awarded by the National Football Foundation, which recognizes an individual as the absolute best football scholar-athlete in the nation.

**Season:** Appeared in five games.


**Akron (9/2):** Made four tackles...Totaled 1.0 tackle for loss...Combined with Koa Farmer on a second-quarter tackle for loss...Teamed with Shane Simmons on a fourth-quarter tackle behind the line of scrimmage...Was a part of a defense that logged 14.0 tackles for loss, the most since recording 15.0 vs. Temple in 2015...Part of a defense that logged a season-opening shutout for the first time since 2007 (FIU, 59-0). **Pittsburgh (9/9):** Had one tackle. **Georgia State (9/16):** Made three stops...Had a tackle on punt coverage, a stop for no gain and a solo tackle for loss in the contest. **at Iowa (9/23):** Made two tackles, including a touchdown-saving tackle to end the third quarter...Also had one tackle on kickoff coverage. **Indiana (9/30):** Ranked third on the team with seven tackles.

» 2017 GAME-BY-GAME  
*Tackles (Solo-Assisted-Total)*  
AKRON 0-4-4; PITTSBURGH 0-1-1; GEORGIA STATE 3-1-4; at Iowa 2-0-2; INDIANA 0-7-7.

» SMITH'S CAREER STATISTICS & GAME HIGHS

	UA-A	TK	FF	FR	I	PBU	SACK	TFL
2014	-	-	-	-	DNP	-	-	-
2015	0-1	1	-	-	-	-	-	-
2016	21-33	54	-	-	2	3	0.5-2	4.0-7
2017	5-13	18	-	-	-	-	-	2.0-3
<b>CAREER</b>	<b>26-47</b>	<b>73</b>	<b>-</b>	<b>-</b>	<b>2</b>	<b>3</b>	<b>0.5-2</b>	<b>6.0-10</b>

**Tackles** ..... 14; Maryland, 10/8/16  
**Sacks** ..... 0.5; at Rutgers, 11/19/16  
**Tackles for Loss** ..... 1.0; Four Times: Last Georgia State, 9/16/17  
**Interceptions** ..... 1; Twice: Last at Purdue, 10/29/16  
**Pass Breakups** ..... 1; Three Times: Last at Indiana, 11/12/16



**TOMMY STEVENS** 2  
Quarterback | 6-4 | 224  
Junior/Sophomore  
Indianapolis, Ind./Decatur Central  
Major: Telecommunications

» 2017  
**Season:** Appeared in three games...Has seen time at quarterback, running back and wide receiver.

**Akron (9/2):** Completed 3-of-6 passes for 42 yards, which are all career highs...Connected with DaeSean Hamilton on a career-long-tying 26-yard completion...Rushed four times for 16 yards and one touchdown... Scored on a 5-yard touchdown run in the fourth quarter...Caught his first career pass for seven yards. **Pittsburgh (9/9):** Made one catch for one yard. **Georgia State (9/16):** Caught and threw a touchdown pass, becoming the first Nittany Lion since Christian Hackenberg (2015; Illinois) to both throw and catch a touchdown pass in the same game...Completed 2-of-4 passes for 43 yards and a touchdown pass...Rushed twice for two yards...Caught two passes for 19 yards, including a 10-yard touchdown grab to open the scoring in the first quarter...His 35-yard scoring strike to Saeed Blacknall was the first of his career and a career-long pass.

» 2017 GAME-BY-GAME  
*Passing (Comp-Att-Yds-TD-INT)*  
AKRON 3-6-42-0-0; PITTSBURGH 0-0-0-0-0; GEORGIA STATE 2-4-43-1-0; at Iowa DNP; INDIANA DNP.

» STEVENS' CAREER PASSING STATISTICS & GAME HIGHS

	C-A	Yds.	%	TD-INT	YPG	LG
2016	2-3	36	66.7	-	5.1	26
2017	5-10	85	50.0	1-0	28.3	35
<b>CAREER</b>	<b>7-13</b>	<b>121</b>	<b>53.6</b>	<b>1-0</b>	<b>12.1</b>	<b>35</b>

**Pass Completions** ..... 3; Akron, 9/2/17  
**Pass Attempts** ..... 6; Akron, 9/2/17  
**Passing Yards** ..... 43; Georgia State, 9/16/17  
**Passing Touchdowns** ..... 1; Georgia State, 9/16/17  
**Long Pass** ..... 35 yards; Georgia State, 9/16/17

» 2017 GAME-BY-GAME  
*Rushing (Carries-Yards-TD)*  
AKRON 4-16-1; PITTSBURGH 0-0-0; GEORGIA STATE 2-2-0; at Iowa DNP; INDIANA DNP.

*Receiving (Receptions-Yards-TD)*  
AKRON 1-7-0; PITTSBURGH 1-1-0 GEORGIA STATE 2-19-1; at Iowa DNP; INDIANA DNP.

» STEVENS' CAREER OFFENSIVE STATISTICS & GAME HIGHS

SEASON	Att.-Yds.	Avg.	TD	LG	Rec.-Yds.	Avg.	TD	LG
2016	21-198	9.4	2	45	-	-	-	-
2017	6-18	3.0	1	12	4-27	6.8	1	10
<b>CAREER</b>	<b>27-216</b>	<b>8.0</b>	<b>3</b>	<b>45</b>	<b>4-27</b>	<b>6.8</b>	<b>1</b>	<b>10</b>

**Rushing Attempts** ..... 6; at Rutgers, 11/19/16  
**Rushing Yards** ..... 70; Iowa, 11/5/16  
**Rushing Touchdowns** ..... 1; Three Times: Last Akron, 9/2/17  
**Longest Rush** ..... 45 yards; Iowa, 11/5/16

**Receptions** ..... 2; Georgia State, 9/16/17  
**Receiving Yards** ..... 19; Georgia State, 9/16/17  
**Receiving Touchdowns** ..... 1; Georgia State, 9/16/17  
**Longest Reception** ..... 10 yards; Georgia State, 9/16/17

**All-Purpose Yards** ..... 70; Iowa, 11/5/16  
**Total Offense** ..... 70; Iowa, 11/5/16





**GARRETT TAYLOR** 17  
 Safety | 6-0 | 197  
 Junior/Sophomore  
 Richmond, Va./Saint Christopher's  
 Major: Advertising & Public Relations (Smeal Business Cert.)

» 2017  
**Season:** Appeared in four games.

**Akron (9/2):** Had one tackle...Tied a career high with one pass breakup.  
**Pittsburgh (9/9):** Made a career-high two stops...Joined Irvin Charles and Nick Scott as the coaching staff's Co-Special Teams Player of the Week. **at Iowa (9/23):** Made one tackle on punt coverage. **Indiana (9/30):** Made one tackle on punt coverage.

» 2017 GAME-BY-GAME  
*Tackles (Solo-Assisted-Total)*  
 AKRON 0-1-1; PITTSBURGH 2-0-2; GEORGIA STATE 0-0-0; at Iowa 1-0-1; INDIANA 0-1-1.

» TAYLOR'S CAREER STATISTICS & GAME HIGHS

	UA-A	TK	FF	FR	I	PBU	SACK	TFL
2016	1-1	2	-	-	-	1	-	-
2017	3-2	5	-	-	-	1	-	-
<b>CAREER</b>	<b>4-3</b>	<b>7</b>	-	-	-	<b>2</b>	-	-

**Tackles** ..... 2; Pittsburgh, 9/9/17  
**Pass Breakups** ..... 1; Twice: Last Akron, 9/2/17



**JOHNATHAN THOMAS** 20  
 Running Back | 5-11 | 216  
 Senior/Junior  
 Peabody, Mass./St. John's Prep  
 Major: Sociology

» 2017  
**Season:** Appeared in two games.


**Georgia State (9/16):** Made his first career tackle...Combined with Frank Di Leo on a fourth-quarter stop on special teams. **at Iowa (9/23):** Made one tackle on kickoff coverage.

» 2017 GAME-BY-GAME  
*Tackles (Solo-Assisted-Total)*  
 AKRON DNP; PITTSBURGH DNP; GEORGIA STATE 0-1-1; at Iowa 1-0-1; INDIANA DNP.

» THOMAS' CAREER STATISTICS & GAME HIGHS

	UA-A	TK	FF	FR	I	PBU	SACK	TFL
2015	-	-	-	-	-	-	-	-
2016	-	-	-	-	-	-	-	-
2017	1-1	2	-	-	-	-	-	-
<b>CAREER</b>	<b>1-1</b>	<b>2</b>	-	-	-	-	-	-

**Tackles** ..... 1; Twice: Last at Iowa, 9/23/17  
**NOTE:** Has 11 career rushes for 42 yards.



**DeANDRE THOMPKINS** 3  
 Wide Receiver | 5-11 | 189  
 Senior/Junior  
 Hubert, N.C./Swansboro  
 Major: Psychology & Criminology

» CAREER NOTES AND RECORDS  
**Game:** Set a school record for punt return average in a game with 31.8 yard per return vs. Akron (9/2/17), besting Derrick Williams' mark of 31.7 vs. Temple (2006).

» 2017  
**Season:** Appeared in five games with four starts...Became the first Penn Stater to return a punt for a touchdown since Derrick Williams at Wisconsin in 2008...Was the first punt return touchdown by a Nittany Lion at Beaver Stadium since Williams did so vs. Notre Dame in 2007.

**Rankings:** Tied for No. 4 nationally and No. 2 in the Big Ten in punt return touchdowns (1)...Ranks No. 8 nationally and No. 2 in the Big Ten in punt return average (18.7 ypr)...Is No. 50 nationally and No. 6 in the Big Ten in combined kickoff return yardage (206).

**Akron (9/2):** Caught two passes for 29 yards...Returned four punts for 127 yards and one touchdown...His first-quarter punt return for a touchdown was the opening score of the game and first Penn State punt return for a touchdown since 2008 (Derrick Williams, at Wisconsin)... Was the first punt return for a touchdown by a Nittany Lion at Beaver Stadium since 2007 (Williams, Notre Dame)...Set a career high with 156 all-purpose yards...Named the coaching staff's Special Teams Player of the Week. **Pittsburgh (9/9):** Made one catch for 12 yards...Returned three punts for 31 yards...Had a long return of 16 yards. **Georgia State (9/16):** Caught three passes for 25 yards, all coming on Penn State's first scoring drive...Returned three punts for 44 yards, including a long return of 27 yards. **at Iowa (9/23):** Caught two passes for 14 yards...Returned one punt for four yards. **Indiana (9/30):** Made two grabs for 53 yards... Both catches went for first downs on Penn State scoring drives.

» 2017 GAME-BY-GAME  
*Receiving (Receptions-Yards-TD)*  
 AKRON 2-29-0; PITTSBURGH 1-12-0; GEORGIA STATE 3-25-0; at Iowa 2-14-0; INDIANA 2-53-0.

» THOMPKINS' CAREER OFFENSIVE STATISTICS & GAME HIGHS

	Att.-Yds.	Avg.	TD	LG	Rec.-Yds.	Avg.	TD	LG
2015	5-12	2.4	1	6	3-33	11.0	-	31
2016	-	-	-	-	27-440	16.3	1	70
2017	-	-	-	-	10-133	13.3	-	35
<b>CAREER</b>	<b>5-12</b>	<b>2.4</b>	<b>1</b>	<b>6</b>	<b>40-606</b>	<b>15.2</b>	<b>1</b>	<b>70</b>

**Rush Attempts** ..... 2; Twice: Last Indiana, 10/10/15  
**Rush Yards** ..... 11; Indiana, 10/10/15  
**Rushing Touchdowns** ..... 1; Rutgers, 9/19/15  
**Long Rush** ..... 6 yards; Indiana, 10/10/15  
**Receptions** ..... 4; Three Times: Last at Rutgers, 11/19/16  
**Receiving Yards** ..... 91; Maryland, 10/8/16  
**Receiving Touchdowns** ..... 1; Maryland, 10/8/16  
**Long Reception** ..... 70 yards; Maryland, 10/8/16

» 2017 GAME-BY-GAME  
*Punt Returns (Returns-Yards-YPR)*  
 AKRON 4-127-1-31.8; PITTSBURGH 3-31-0-10.3; GEORGIA STATE 3-44-0-14.7; Iowa 1-4-0-4.0; INDIANA 0-0-0-0

» THOMPKINS' CAREER PUNT RETURN STATISTICS & GAME HIGHS

	No.	Yds.	Avg.	TD	LG
2015	23	178	7.7	0	58
2016	1	2	2.0	0	2
2017	11	206	18.7	1	61
<b>CAREER</b>	<b>35</b>	<b>386</b>	<b>11.1</b>	<b>1</b>	<b>61</b>

**Punt Returns** ..... 5; Indiana, 10/10/15  
**Punt Return Yards** ..... 127; Akron, 9/2/17  
**Long Punt Return** ..... 61 yards; Akron, 9/2/17  
**Total Offense Yards** ..... 91; Maryland, 10/8/16  
**All-Purpose Yards** ..... 156; Akron, 9/2/17

**NOTE:** Owns one kickoff return for five yards (vs. Iowa, 11/5/16).



**SHAKA TONEY** 18  
 Defensive End | 6-3 | 218  
 Sophomore/Freshman  
 Philadelphia, Pa./Imhotep Charter  
 Major: Division of Undergraduate Studies

» 2017  
**Awards:** Earned *Pro Football Focus* Big Ten Team of the Week honors on Sept. 19 after a 2.0 tackles for loss and 1.0 sacks effort vs. Georgia State.

**Season:** Appeared in five games...Made collegiate debut vs. Akron (9/2)...One of 23 student-athletes to make their collegiate debut in 2017...One of 17 freshmen (14 redshirt, 3 true) to appear in 2017.

**Akron (9/2):** Made collegiate debut...Totaled two tackles...Logged his first career stop in the third quarter on a solo tackle for loss...One of 10 Penn Staters to register their first career tackles in the game...Was a part of a defense that logged 14.0 tackles for loss, the most since recording 15.0 vs. Temple in 2015. **Pittsburgh (9/9):** Made one tackle...Combined with Kevin Givens on a fourth-quarter tackle for loss. **Georgia State (9/16):** Posted four tackles, none of which gained yardage...Logged his first career sack, a combined effort with Manny Bowen, and forced a fumble by Georgia State quarterback Conner Manning to fumble, a fumble that was recovered by Penn State...Had a solo tackle for loss in the second quarter...Combined with Antonio Shelton for a fourth-quarter sack. **Indiana (9/30):** Made one tackle.

» 2017 GAME-BY-GAME  
*Tackles (Solo-Assisted-Total)*  
 AKRON 1-1-2; PITTSBURGH 0-1-1; GEORGIA STATE 2-2-4; at Iowa 0-0-0; INDIANA 0-1-1.

» TONEY'S CAREER STATISTICS & GAME HIGHS

	UA-A	TK	FF	FR	I	PBU	SACK	TFL
2016	-	-	-	-	-	-	-	-
2017	3-5	8	1	-	-	-	1.0-5	3.5-13
<b>CAREER</b>	<b>3-5</b>	<b>8</b>	<b>1</b>	-	-	-	<b>1.0-5</b>	<b>3.5-13</b>

**Tackles** ..... 4; Georgia State, 9/16/17  
**Tackles for Loss** ..... 2.0; Georgia State, 9/16/17  
**Sacks** ..... 1.0; Georgia State, 9/16/17  
**Forced Fumble** ..... 1; Georgia State, 9/16/17



**KYLE VASEY** 96  
 Long Snapper | 6-2 | 237  
 Senior/Junior  
 Hawley, Pa./Wallenpaupack  
 Major: Rehabilitation & Human Services

» 2017  
**Season:** Started five games at long snapper...Made collegiate debut vs. Akron (9/2)...One of 23 student-athletes to make their collegiate debut in 2017...Brother, Dan, joined the team as a walk-on in mid-September.

**Akron (9/2):** Made collegiate debut. **Pittsburgh (9/9):** Handled all of the snapping duties on placements. **Georgia State (9/16):** Handled all of the snapping duties on placements. **at Iowa (9/23):** Appeared on special teams, handing snapping on all placements. **Indiana (9/30):** Handled all of the snapping duties on placements.



**JASON VRANIC** 51  
 Linebacker | 6-0 | 222  
 Senior/Senior  
 Wheatfield, N.Y./Niagara-Wheatfield  
 Major: Kinesiology

» 2017  
**Season:** Appeared in two games...Made Penn State debut vs. Akron (9/2)...One of 23 student-athletes to make their collegiate debut in 2017.

**Akron (9/2):** Made Penn State debut. **Georgia State (9/16):** Made one tackle, a fourth-quarter solo stop.

» 2017 GAME-BY-GAME

Tackles (Solo-Assisted-Total)

AKRON 0-0-0; PITTSBURGH DNP; GEORGIA STATE 1-0-1; at Iowa DNP; INDIANA DNP.

» VRANIC'S CAREER STATISTICS & GAME HIGHS

	UA-A	TK	FF	FR	I	PBU	SACK	TFL
2016	-	-	-	-	-	-	-	-
2017	1-0	1	-	-	-	-	-	-
<b>CAREER</b>	<b>1-0</b>	<b>1</b>	-	-	-	-	-	-

Tackles ..... 1; Georgia State, 9/16/17



**LAMONT WADE** 38  
 Cornerback | 5-9 | 193  
 Freshman/Freshman  
 Clairton, Pa./Clairton  
 Major: Division of Undergraduate Studies

» 2017  
**Season:** Appeared in five games...Made collegiate debut vs. Akron (9/2)...One of 23 student-athletes to make their collegiate debut in 2017...One of 17 freshmen (14 redshirt, 3 true) to appear in 2017.

**Akron (9/2):** Logged his first career tackle on special teams...One of 10 Penn Staters to register their first career tackles in the game. **Pittsburgh (9/9):** Made two stops. **Georgia State (9/16):** Posted a career-high five tackles, including four solo...Made four stops on defense and one on kickoff coverage. **Indiana (9/30):** Notched two tackles, including one on kickoff coverage...Added his first career pass breakup.

» 2017 GAME-BY-GAME


Tackles (Solo-Assisted-Total)

AKRON 0-1-1; PITTSBURGH 2-0-2; GEORGIA STATE 4-1-5; at Iowa 0-0-0; INDIANA 1-1-2.

» WADE'S CAREER STATISTICS & GAME HIGHS

	UA-A	TK	FF	FR	I	PBU	SACK	TFL
2017	7-3	10	-	-	-	1	-	-
<b>CAREER</b>	<b>7-3</b>	<b>10</b>	-	-	-	<b>1</b>	-	-

Tackles ..... 5; Georgia State, 9/16/17  
 Pass Breakups ..... 1; Indiana, 9/30/17



**ROBERT WINDSOR** 54  
 Defensive Tackle | 6-4 | 295  
 Junior/Sophomore  
 Fond Du Lac, Wis./Fond Du Lac  
 Major: Telecommunications

» 2017  
**Season:** Appeared in five games.

**Rankings:** Tied for No. 20 nationally and No. 4 in the Big Ten in fumble recoveries (1).

**Akron (9/2):** Tied a career high with four stops and 0.5 tackle for loss... Combined with Ryan Buchholz on a first-quarter tackle behind the line of scrimmage...Was a part of a defense that logged 14.0 tackles for loss, the most since recording 15.0 vs. Temple in 2015...Part of a defense that logged a season-opening shutout for the first time since 2007 (FIU, 59-0). **Pittsburgh (9/9):** Made two tackles...Sacked Pittsburgh quarterback Ben DiNucci in the fourth quarter, forcing and recovering a fumble, to end the Panthers' final drive of the game...Part of a defense that piled up five sacks, its most since logging six last season vs. No. 2 Ohio State. **Georgia State (9/16):** Logged two stops. **at Iowa (9/23):** Made one stop. **Indiana (9/30):** Posted two tackles.

» 2017 GAME-BY-GAME

Tackles (Solo-Assisted-Total)

AKRON 1-3-4; PITTSBURGH 1-1-2; GEORGIA STATE 2-0-2; at Iowa 1-0-1; INDIANA 0-2-2.

» WINDSOR'S CAREER STATISTICS & GAME HIGHS

	UA-A	TK	FF	FR	I	PBU	SACK	TFL
2016	9-14	23	-	-	-	-	1.0-6	1.5-6
2017	5-6	11	1	1	-	-	1.0-9	1.5-10
<b>CAREER</b>	<b>14-20</b>	<b>34</b>	<b>1</b>	<b>1</b>	-	-	<b>2.0-15</b>	<b>3.0-16</b>

Tackles ..... 4; Twice: Last Akron, 9/2/17  
 Sacks ..... 1.0; Pittsburgh, 9/9/17  
 Tackles For Loss ..... 1.0; Pittsburgh, 9/9/17  
 Forced Fumbles ..... 1; Pittsburgh, 9/9/17  
 Fumble Recoveries ..... 1; Pittsburgh, 9/9/17



**CHASZ WRIGHT** 77  
 Offensive Line | 6-7 | 345  
 Senior/Junior  
 Woodbridge, Va./Milford Academy  
 Major: Telecommunications

» 2017  
**Season:** Appeared in four games with three starts.

**Akron (9/2):** Helped pave the way for 569 total yards...Cleared the way for Saquon Barkley's 174 rushing yards for his 11th career 100-yard rushing game...Protected Trace McSorley to the tune of 280 passing yards and two scoring throws...Didn't allow a sack or quarterback hurry...Part of the offensive line unit that was named the coaching staff's Offensive Player of the Week. **Pittsburgh (9/9):** Part of an offensive line that allowed just one sack...Blocked for 148 total rushing yards - including 88 from Saquon Barkley - and protected Trace McSorley to the tune of three touchdowns and 164 yards passing...Enabled the team to eclipse the 30-point mark for the ninth-straight game. **Georgia State (9/16):** Guided the offense to 526 yards of total offense, including Trace McSorley's sixth-career 300-yard passing game (309 yards) and his school-record fourth game with four-or-more touchdown passes... Helped Penn State score eight offensive touchdowns, coming from eight different Penn Staters...Saw Penn State eclipse the 30-point mark for the 10th-straight game, the third-longest active streak in the FBS and just the fifth streak of 10-or-more games in Big Ten history. **Indiana (9/30):** Helped protect Trace McSorley for his seventh career 300-yard passing game...Allowed the passing game time to find DaeSean Hamilton on nine occasions, which led to Hamilton breaking Penn State's career receptions record.



## SCORING SUMMARY

Plays	Yds	Time	Result	Qtr.	Scoring Play
<b>AKRON (8)</b>					
-	-	-	TD	1	Thompkins 61-yard punt return (Davis, T. kick)
10	75	4:49	TD	1	Gesicki 13-yard pass from McSorley (Davis, T. kick)
3	87	0:51	TD	2	McSorley 4-yard run (Davis, T. kick)
5	62	2:30	TD	2	Barkley 3-yard run (Davis, T. kick)
5	45	1:51	TD	2	Barkley 30-yard run (Davis, T. kick)
8	62	4:03	FG	3	Davis, T. 47-yard field goal
3	58	1:23	TD	3	Gesicki 2-yard pass from McSorley (Davis, T. kick)
5	66	1:56	TD	4	Stevens 5-yard run (Davis, T. kick)
<b>PITTSBURGH (6)</b>					
1	8	0:08	TD	1	Gesicki 13-yard pass from McSorley (Davis, T. kick)
6	62	2:43	TD	1	Gesicki 10-yard pass from McSorley (Davis, T. kick)
1	46	0:09	TD	3	Barkley 46-yard pass from McSorley (Davis, T. kick)
6	78	2:32	TD	4	Barkley 8-yard run (Davis, T. kick)
--	--	--	Safety	4	Allen, Marcus
7	34	2:11	FG	4	Davis, T. 24-yard field goal
<b>GEORGIA STATE (8)</b>					
8	63	3:12	TD	1	Stevens 10-yard pass from McSorley (Davis, T. kick)
3	83	0:58	TD	1	Barkley 85-yard pass from McSorley (Davis, T. kick)
3	86	1:09	TD	2	Hamilton 27-yard pass from McSorley (Davis, T. kick)
1	29	0:09	TD	2	Sanders 29-yard run (Davis, T. kick)
4	25	2:02	TD	2	McSorley 8-yard run (Davis, T. kick)
6	55	2:45	TD	3	Polk 15-yard pass from McSorley (Davis, T. kick)
4	42	1:45	TD	3	Blacknall 35-yard pass from McSorley (Davis, T. kick)
4	69	1:47	TD	4	Robinson 41-yard run (Davis, T. kick)
<b>AT IOWA (5)</b>					
11	66	5:06	FG	1	Davis, T. 19-yd field goal
--	--	--	Safety	2	Miller, Shareef
7	55	2:25	FG	2	Davis, T. 21-yard field goal
8	75	3:07	TD	3	Barkley 8-yard run (Davis, T. kick)
12	80	1:42	TD	4	Johnson, Ju. 7-yard pass from McSorley (TEAM rush failed)
<b>INDIANA (7)</b>					
-	-	-	TD	1	Barkley 98-yard kickoff return (Davis, T. kick)
6	39	2:45	TD	1	McSorley 1-yard run (Davis, T. kick)
-	-	-	TD	1	Scott 13-yard fumble recovery (Davis, T. kick)
9	73	4:28	TD	1	Hamilton 8-yard pass from McSorley (Davis, T. kick)
8	40	3:24	FG	3	Davis, T. 45-yard field goal
4	52	1:36	TD	3	Hamilton 24-yard pass from McSorley (Davis, T. kick)
5	73	2:20	TD	4	Hamilton 16-yard pass from Barkley (Davis, T. kick)

## PENN STATE GAME-BY-GAME

	AKRON	PITT	GSU	at Iowa	IND	at NW	MICH	at OSU	at MSU	RUT	NEB	at UMD
<b>First Downs</b>	<b>24</b>	<b>14</b>	<b>19</b>	<b>29</b>	<b>20</b>							
Rushing	7	6	8	15	4							
Passing	14	7	11	14	15							
Penalty	3	1	--	--	1							
<b>Net Yards Rushing</b>	<b>247</b>	<b>148</b>	<b>166</b>	<b>295</b>	<b>39</b>							
Rushing Attempts	34	24	24	51	37							
Average Per Rush	7.3	6.2	6.9	5.8	1.1							
Rushing Touchdowns	4	1	3	1	1							
Yards Gained	266	173	184	314	86							
Yards Lost	19	25	18	19	47							
<b>Net Yards Passing</b>	<b>322</b>	<b>164</b>	<b>360</b>	<b>284</b>	<b>331</b>							
Completions	21	15	21	31	24							
Attempts	31	28	29	48	37							
Interceptions	1	1	--	1	1							
Yards Per Attempt	10.4	5.9	12.4	5.9	8.9							
Yards Per Completion	15.3	10.9	17.1	9.2	13.8							
Passing Touchdowns	2	3	5	1	3							
<b>Total Offensive Yards</b>	<b>569</b>	<b>312</b>	<b>526</b>	<b>579</b>	<b>370</b>							
Plays	65	52	53	99	74							
Yards Per Play	8.8	6.0	9.9	5.8	5.0							
<b>Fumbles-Lost</b>	<b>--</b>	<b>1-0</b>	<b>2-0</b>	<b>2-1</b>	<b>--</b>							
<b>Penalties-Yards</b>	<b>5-45</b>	<b>1-15</b>	<b>5-45</b>	<b>8-90</b>	<b>2-7</b>							
<b>Punts-Yards</b>	<b>2-100</b>	<b>6-259</b>	<b>4-181</b>	<b>4-159</b>	<b>6-279</b>							
Yards Per Punt	50.0	43.2	45.2	39.8	46.5							
Net Yards Per Punt	40.0	43.2	45.0	38.8	45.8							
Inside 20	--	4	3	3	4							
50+ Yard Kicks	1	--	1	1	3							
Touchbacks	1	--	--	--	--							
Fair Catch	--	2	1	2	2							
<b>Kickoffs-Yards</b>	<b>9-561</b>	<b>3-348</b>	<b>9-581</b>	<b>4-256</b>	<b>8-514</b>							
Yards Per Kickoff	62.3	64.0	64.6	64.0	64.2							
Net Yards Per Kickoff	42.7	46.0	44.1	41.0	41.5							
Touchbacks	4	3	6	1	6							
<b>Punt Returns</b>	<b>5</b>	<b>3</b>	<b>4</b>	<b>1</b>	<b>--</b>							
Yards	130	31	54	4	--							
Touchdowns	1	--	--	--	--							
Yards Per Return	26.0	10.3	13.5	4.0	--							
<b>Kickoff Returns</b>	<b>1</b>	<b>2</b>	<b>1</b>	<b>4</b>	<b>1</b>							
Yards	20	50	37	73	98							
Touchdowns	--	--	--	--	1							
Yards Per Return	20.0	25.0	37.0	18.2	98.0							
<b>Interceptions</b>	<b>1</b>	<b>2</b>	<b>3</b>	<b>--</b>	<b>1</b>							
Yards	--	43	54	--	17							
Touchdowns	--	--	--	--	--							
<b>Fumble Recoveries</b>	<b>--</b>	<b>1</b>	<b>2</b>	<b>1</b>	<b>2</b>							
Returns-Yards	--	--	--	--	2-17							
Touchdowns	--	--	--	--	1							
<b>Miscellaneous Yards</b>	<b>--</b>	<b>--</b>	<b>--</b>	<b>(-7)</b>	<b>(-1)</b>							
<b>Possession Times</b>	<b>29:30</b>	<b>21:40</b>	<b>21:13</b>	<b>39:39</b>	<b>33:29</b>							
1st Quarter	7:59	3:31	6:49	11:40	9:38							
2nd Quarter	7:03	4:38	5:33	7:50	8:23							
3rd Quarter	8:54	6:50	5:28	9:09	9:05							
4th Quarter	5:34	6:41	3:23	11:00	6:23							
<b>3rd-Down Conversions</b>	<b>3-9</b>	<b>4-12</b>	<b>4-9</b>	<b>6-18</b>	<b>6-18</b>							
<b>4th-Down Conversions</b>	<b>1-2</b>	<b>--</b>	<b>--</b>	<b>3-4</b>	<b>1-1</b>							
<b>Red Zone Scoring</b>	<b>5-6</b>	<b>4-4</b>	<b>3-3</b>	<b>4-5</b>	<b>3-4</b>							
Touchdowns	5	3	3	2	3							
Field Goals	--	1	--	2	--							
<b>Sacks By-Yards</b>	<b>3-13</b>	<b>5-37</b>	<b>3-17</b>	<b>1-4</b>	<b>1-10</b>							
<b>PAT Kicks</b>	<b>7-7</b>	<b>4-4</b>	<b>8-8</b>	<b>1-1</b>	<b>6-6</b>							
<b>Field Goals</b>	<b>1-2</b>	<b>1-1</b>	<b>0-1</b>	<b>2-4</b>	<b>1-3</b>							
<b>Total Points</b>	<b>52</b>	<b>33</b>	<b>56</b>	<b>21</b>	<b>45</b>							
Touchdowns Rushing	4	1	3	1	1							
Touchdowns Passing	2	3	5	1	3							
Touchdown Returns	1	--	--	--	1							
Other Touchdowns	--	--	--	--	1							
Safeties	--	1	--	1	--							
Kick PAT-Attempts	7-7	4-4	8-8	1-1	6-6							
2pt PAT-Attempts	--	--	--	0-1	--							
Field Goals-Attempts	1-2	1-1	0-1	2-4	1-3							
<b>Points Off Turnovers</b>	<b>7</b>	<b>7</b>	<b>35</b>	<b>7</b>	<b>21</b>							





## OPPONENT GAME-BY-GAME

	AKRON	PITT	GSU	at Iowa	IND	at NW	MICH	at OSU	at MSU	RUT	NEB	at UMD
<b>First Downs</b>	<b>12</b>	<b>24</b>	<b>21</b>	<b>11</b>	<b>19</b>							
Rushing	4	12	10	3	10							
Passing	7	11	9	6	8							
Penalty	1	1	2	2	1							
<b>Net Yards Rushing</b>	<b>73</b>	<b>155</b>	<b>150</b>	<b>82</b>	<b>177</b>							
Rushing Attempts	34	45	49	23	47							
Average Per Rush	2.1	3.4	3.1	3.6	3.8							
Rushing Touchdowns	--	1	--	1	1							
Yards Gained	107	199	195	98	191							
Yards Lost	34	44	45	16	14							
<b>Net Yards Passing</b>	<b>86</b>	<b>187</b>	<b>170</b>	<b>191</b>	<b>175</b>							
Completions	14	24	18	12	15							
Attempts	29	41	32	22	32							
Interceptions	1	2	3	--	1							
Yards Per Attempt	3.0	4.6	5.3	8.7	5.5							
Yards Per Completion	6.1	7.8	9.4	14.7	11.7							
Passing Touchdowns	--	--	--	2	1							
<b>Total Offensive Yards</b>	<b>159</b>	<b>342</b>	<b>320</b>	<b>273</b>	<b>352</b>							
Plays	63	86	81	45	79							
Yards Per Play	2.5	4.0	4.0	6.1	4.5							
<b>Fumbles-Lost</b>	<b>1-0</b>	<b>1-1</b>	<b>3-2</b>	<b>1-1</b>	<b>3-3</b>							
<b>Penalties-Yards</b>	<b>9-84</b>	<b>6-55</b>	<b>3-25</b>	<b>3-25</b>	<b>2-20</b>							
<b>Punts-Yards</b>	<b>11-435</b>	<b>5-222</b>	<b>7-258</b>	<b>7-288</b>	<b>8-305</b>							
Yards Per Punt	39.5	44.4	36.9	41.1	38.1							
Net Yards Per Punt	27.7	38.2	29.1	40.6	35.6							
Inside 20	2	1	3	2	--							
50+ Yard Kicks	--	1	--	2	1							
Touchbacks	--	--	--	--	1							
Fair Catch	2	2	1	2	2							
<b>Kickoffs-Yards</b>	<b>1-65</b>	<b>5-322</b>	<b>1-65</b>	<b>5-238</b>	<b>3-162</b>							
Yards Per Kickoff	65.0	64.4	65.0	65.6	54.0							
Net Yards Per Kickoff	45.0	39.4	28.0	46.0	13.0							
Touchbacks	4	3	--	1	1							
<b>Punt Returns</b>	<b>--</b>	<b>3</b>	<b>1</b>	<b>1</b>	<b>2</b>							
Yards	--	0	1	4	4							
Touchdowns	--	0.0	--	--	--							
Yards Per Return	--	--	1.0	4.0	2.0							
<b>Kickoff Returns</b>	<b>4</b>	<b>2</b>	<b>2</b>	<b>3</b>	<b>2</b>							
Yards	77	33	34	67	32							
Touchdowns	--	--	--	--	--							
Yards Per Return	19.2	16.5	17.0	22.3	16.0							
<b>Interceptions</b>	<b>1</b>	<b>1</b>	<b>--</b>	<b>1</b>	<b>1</b>							
Yards	--	2	--	33	--							
Touchdowns	--	--	--	--	--							
<b>Fumble Recoveries</b>	<b>--</b>	<b>--</b>	<b>--</b>	<b>1</b>	<b>--</b>							
Returns-Yards	--	--	--	--	--							
Touchdowns	--	--	--	--	--							
<b>Miscellaneous Yards</b>	<b>--</b>	<b>--</b>	<b>--</b>	<b>(-2)</b>	<b>--</b>							
<b>Possession Times</b>	<b>30:30</b>	<b>38:20</b>	<b>38:47</b>	<b>20:21</b>	<b>26:31</b>							
1st Quarter	7:01	11:29	8:11	3:20	5:22							
2nd Quarter	7:57	10:22	9:27	7:10	6:37							
3rd Quarter	6:06	8:10	9:32	5:51	5:55							
4th Quarter	9:26	8:19	11:37	4:00	8:37							
<b>3rd-Down Conversions</b>	<b>4-17</b>	<b>5-17</b>	<b>11-21</b>	<b>3-11</b>	<b>7-18</b>							
<b>4th-Down Conversions</b>	<b>--</b>	<b>3-4</b>	<b>--</b>	<b>--</b>	<b>1-2</b>							
<b>Red Zone Scoring</b>	<b>--</b>	<b>3-4</b>	<b>0-1</b>	<b>0-1</b>	<b>2-2</b>							
Touchdowns	--	1	--	--	2							
Field Goals	--	2	--	--	--							
<b>Sacks By-Yards</b>	<b>--</b>	<b>1-7</b>	<b>1-10</b>	<b>4-12</b>	<b>5-34</b>							
<b>PAT Kicks</b>	<b>--</b>	<b>--</b>	<b>--</b>	<b>1-1</b>	<b>2-2</b>							
<b>Field Goals</b>	<b>--</b>	<b>2-2</b>	<b>0-1</b>	<b>0-1</b>	<b>--</b>							
<b>Total Points</b>	<b>0</b>	<b>14</b>	<b>0</b>	<b>19</b>	<b>14</b>							
Touchdowns Rushing	--	1	--	1	1							
Touchdowns Passing	--	--	--	2	1							
Touchdown Returns	--	--	--	--	--							
Other Touchdowns	--	--	--	--	--							
Safeties	--	--	--	--	--							
Kick PAT-Attempts	--	--	--	1-1	2-2							
2pt PAT-Attempts	--	1-1	--	0-2	--							
Field Goals-Attempts	--	2-2	0-1	0-1	--							
<b>Points Off Turnovers</b>	<b>--</b>	<b>--</b>	<b>--</b>	<b>7</b>	<b>7</b>							



INDIVIDUAL GAME-BY-GAME

RUSHING

(ATT-YDS-TD)	AKRON	PITT	GSU	at Iowa	IND	at NW	MICH	at OSU	at MSU	RUT	NEB	at UMD
Allen, Mark	DNP	DNP	2-9-0	--	DNP							
Barkley, Saquon	14-174-2	14-88-1	10-47-0	28-211-1	20-56-0							
Eury, Nick	DNP	DNP	1-4-0	DNP	DNP							
Hamilton, DaeSean	--	--	--	--	1-2-0							
McSorley, Trace	12-57-1	8-65-0	3-24-1	17-61-0	16-(-19)-1							
Robinson, Andre	2-(-3)-0	--	2-39-1	4-19-0	--							
Sanders, Miles	1-16-0	1-(-3)-0	3-44-1	1-6-0	--							
Stevens, Tommy	4-16-1	--	2-2-0	DNP	DNP							
TEAM	1-(-2)-0	1-(-2)-0	1-(-3)-0	1-(-2)-0	--							

RECEIVING

(REC-YDS-TD)	AKRON	PITT	GSU	at Iowa	IND	at NW	MICH	at OSU	at MSU	RUT	NEB	at UMD
Barkley, Saquon	3-54-0	4-45-1	4-142-1	12-94-0	4-51-0							
Blacknall, Saeed	--	--	3-64-1	1-6-0	1-18-0							
Gesicki, Mike	6-58-2	4-39-2	2-26-0	5-25-0	3-19-0							
Hamilton, DaeSean	3-74-0	3-45-0	3-44-1	2-46-0	9-122-3							
Holland, Jonathan	--	--	1-8-0	1-1-0	--							
Johnson, Juwan	4-84-0	1-4-0	2-17-0	7-92-1	4-63-0							
Pancoast, Tom	1-12-0	--	--	--	1-5-0							
Polk, Brandon	1-4-0	1-18-0	1-15-1	--	--							
Sanders, Miles	--	--	--	1-6-0	--							
Stevens, Tommy	1-7-0	1-1-0	2-19-1	DNP	DNP							
Thompkins, DeAndre	2-29-0	1-12-0	3-25-0	2-14-0	2-53-0							

PASSING

**Trace McSorley**

	C-A-I	Pct.	Yards	TD	Long	Sack-Yards	Efficiency
AKRON	18-25-1	72.0	280	2	43	--	184.5
PITTSBURGH	15-28-1	53.6	164	3	46	1-7	131.0
GEORGIA STATE	18-23-0	78.3	309	4	85	--	248.5
Iowa Hawkeyes	48-31-1	64.6	284	1	23	4-12	117.0
INDIANA	23-36-1	63.8	315	2	36	5-34	150.2
at Northwestern							
MICHIGAN							
at Ohio State							
at Michigan State							
RUTGERS							
NEBRASKA							
at Maryland							

**Tommy Stevens**

	C-A-I	Pct.	Yards	TD	Long	Sack-Yards	Efficiency
AKRON	3-6-0	50.0	42	--	26	--	108.80
PITTSBURGH	--	--	--	--	--	--	--
GEORGIA STATE	2-4-0	50.0	43	1	35	1-10	222.8
at Iowa						DNP	
INDIANA						DNP	
at Northwestern							
MICHIGAN							
at Ohio State							
at Michigan State							
RUTGERS							
NEBRASKA							
at Maryland							

NOTE: Saquon Barkley was 1-of-1 passing for 16 yards and a touchdown vs. Indiana (9/30)

NOTE: Billy Fessler was 1-of-2 passing for 8 yards vs. Georgia State (9/16)

KICKING & PUNTING

KICKOFFS

Season	KO	Total Yards	TB	OB	Kick Avg.	Returns	Rtn. Yds.	Yds./Rtn.
Davis, Tyler	31	1,992	20	1	64.2	--	--	--
Barbir, Alex	5	304	--	2	60.8	--	--	--
						13	243	18.7

Season	KO	Total Yards	TB	OB	Kick Avg.	Returns	Rtn. Yds.	Yds./Rtn.
AKRON	9	561	4	1	62.3	4	77	19.2
PITTSBURGH	6	384	3	1	64.0	2	33	16.5
GEORGIA STATE	9	581	6	1	64.6	2	34	17.0
at Iowa	4	256	1	--	64.0	3	67	22.3
INDIANA	8	514	6	--	64.2	2	32	16.0
at Northwestern								
MICHIGAN								
at Ohio State								
at Michigan State								
RUTGERS								
NEBRASKA								
at Maryland								

PUNTING

Season	No.	Total Yds	Avg.	Long	I20	50+	TB	FC	Blk
Gillikin, Blake	21	933	44.4	57	13	6	1	7	--
Pasquariello, Daniel	1	45	45.0	45	1	--	--	--	--

Game	No.	Total Yds	Avg.	Long	I20	50+	TB	FC	Blk
AKRON	2	100	50.0	56	--	1	1	--	--
PITTSBURGH	6	259	43.2	49	4	--	--	2	--
GEORGIA STATE	4	181	45.2	52	3	1	--	1	--
at Iowa	4	159	39.8	52	3	1	--	2	--
INDIANA	6	279	46.5	57	4	3	--	2	--
at Northwestern									
MICHIGAN									
at Ohio State									
at Michigan State									
RUTGERS									
NEBRASKA									
at Maryland									





## INDIVIDUAL GAME-BY-GAME

## TACKLES

(UT-AT)	UT-AT	TT	AKRON	PITT	GSU	at Iowa	IND	at NW	MICH	at OSU	at MSU	RUT	NEB	at UMD
Cabinda, Jason	16-19	35	0-3	4-4	3-1	3-3	6-8							
Allen, Marcus	17-12	29	0-3	9-3	2-1	4-1	2-4							
Bowen, Manny	11-14	25	1-4	3-1	4-2	2-0	1-7							
Apke, Troy	11-8	19	1-2	3-2	2-1	3-1	2-2							
Smith, Brandon	5-13	18	0-4	0-1	3-1	2-0	0-7							
Farmer, Koa	5-12	17	0-2	4-4	1-0	0-2	0-4							
Miller, Shareef	11-5	16	0-1	2-1	3-0	5-0	1-3							
Campbell, Christian	10-5	15	0-2	3-1	2-0	3-0	2-2							
Scott, Nick	7-8	15	0-2	4-4	2-1	--	1-1							
Haley, Grant	8-4	12	1-0	3-1	1-1	1-0	2-2							
Brown, Cam	5-7	12	2-2	1-1	DNP	1-1	1-3							
Windsor, Robert	5-6	11	1-3	1-1	2-0	1-0	0-2							
Buchholz, Ryan	5-5	10	2-2	2-0	1-1	--	0-2							
Cothren, Parker	3-7	10	0-1	0-2	0-2	1-0	2-2							
Wade, Lamont	7-3	10	0-1	2-0	4-1	--	1-1							
Toney, Shaka	3-5	8	1-1	0-1	2-2	--	0-1							
Oruwaraye, Amani	5-3	8	1-2	3-0	DNP	DNP	1-1							
Brown, Torrence	0-8	8	0-3	0-3	0-2	INJ	INJ							
Cothran, Curtis	3-5	8	0-3	0-2	--	3-0	--							
Miller, Jarvis	5-2	7	3-2	--	2-0	--	--							
Gross-Matos, Yetur	3-4	7	1-1	1-0	0-1	--	1-2							
Joseph, Daniel	3-4	7	--	DNP	2-1	DNP	1-3							
Cooper, Jake	2-4	6	1-1	DNP	1-0	DNP	0-3							
Jordan, Ellison	1-5	6	0-1	DNP	1-2	DNP	0-2							
Chavis, Tyrell	2-4	6	2-3	--	0-1	--	--							
Taylor, Garrett	3-2	5	0-1	2-0	--	1-0	0-1							
Shelton, Antonio	0-4	4	--	--	0-2	DNP	0-2							
McPhearson, Josh	2-2	4	1-1	--	--	1-0	0-1							
Givens, Kevin	2-2	4	0-1	0-1	1-0	--	1-0							
Charles, Irvin	2-1	3	--	1-0	--	--	1-1							
Johnson, Jan	3-0	3	2-0	DNP	1-0	DNP	DNP							
McPhearson, Zech	3-0	3	1-0	DNP	2-0	DNP	--							
Monroe, Ayrton	1-2	3	DNP	--	1-1	--	0-1							
Petrisen, John	2-1	3	0-1	DNP	2-0	DNP	DNP							
Thomas, Johnathan	1-1	2	DNP	DNP	0-1	1-0	DNP							
Iyke, Immanuel	1-1	2	0-1	DNP	1-0	DNP	DNP							
Simmons, Shane	1-1	2	0-1	--	1-0	--	--							
Castagna, Colin	0-1	1	--	0-1	--	--	--							
Blacknall, Saeed	0-1	1	--	0-1	--	--	--							
Monk, Ryan	0-1	1	0-1	DNP	--	DNP	DNP							
Vranic, Jason	1-0	1	--	DNP	1-0	DNP	DNP							
Davis, Tyler	1-0	1	1-0	--	--	--	--							
Castro-Fields, Tariq	0-1	1	--	0-1	--	--	--							
Di Leo, Frank	0-1	1	DNP	DNP	0-1	DNP	DNP							
Barkley, Saquon	1-0	1	--	--	--	1-0	--							
Davis, Desi	1-0	1	DNP	DNP	1-0	DNP	DNP							
Gesicki, Mike	1-0	1	--	1-0	--	--	--							

## INDIVIDUAL GAME-BY-GAME

## TFL &amp; SACKS

TFL (Sacks)	AKRON	PITT	GSU	at Iowa	IND	at NW	MICH	at OSU	at MSU	RUT	NEB	at UMD
Allen, Marcus	0.5 (--)	1.0 (--)	--	2.0 (1.0)	0.5 (--)							
Bowen, Manny	0.5 (--)	--	0.5 (0.5)	1.0 (--)	--							
Brown, Cam	1.0 (--)	--	DNP	--	--							
Brown, Torrence	--	0.5 (--)	--	INJ	INJ							
Buchholz, Ryan	1.5 (1.0)	--	--	--	--							
Cabinda, Jason	--	--	--	1.5 (--)	1.5 (1.0)							
Campbell, Christian	0.5 (--)	--	--	--	--							
Cothran, Curtis	1.0 (0.5)	--	--	--	--							
Cothren, Parker	0.5 (--)	--	--	--	--							
Chavis, Tyrell	3.0 (0.5)	--	--	--	--							
Farmer, Koa	0.5 (--)	1.5 (1.0)	--	0.5 (--)	--							
Givens, Kevin	--	0.5 (--)	--	--	--							
Gross-Matos, Yetur	--	--	0.5 (--)	--	--							
Haley, Grant	--	1.0 (1.0)	--	--	--							
Iyke, Immanuel	DNP	DNP	1.0 (--)	DNP	DNP							
Joseph, Daniel	--	DNP	2.0 (1.0)	DNP	1.0 (--)							
Miller, Shareef	0.5 (--)	2.5 (2.0)	1.0 (--)	2.0 (--)	--							
Monroe, Ayron	DNP	--	1.0 (--)	--	--							
Petrishen, John	--	DNP	1.0 (--)	DNP	DNP							
Scott, Nick	--	0.5 (--)	--	--	--							
Shelton, Antonio	--	--	1.0 (0.5)	DNP	--							
Simmons, Shane	0.5 (--)	--	--	--	--							
Smith, Brandon	1.0 (--)	--	1.0 (--)	--	--							
Toney, Shaka	--	0.5 (--)	2.0 (1.0)	--	--							
Windsor, Robert	0.5 (--)	1.0 (1.0)	--	--	--							
<b>Team Total</b>	<b>14.0 (3.0)</b>	<b>9.0 (5.0)</b>	<b>11.0 (3.0)</b>	<b>7.0 (1.0)</b>	<b>3.0 (1.0)</b>							

## TACKLE BREAKDOWN

## RUSHING TACKLES

Cabinda, Jason	27
Bowen, Manny	17
Allen, Marcus	15
Farmer, Koa	13
Smith, Brandon	13
Miller, Shareef	13
Windsor, Robert	10
Scott, Nick	9
Apke, Troy	9
Brown, Cam	8
Cothren, Parker	8
Brown, Torrence	8
Buchholz, Ryan	7
Cothran, Curtis	7
Cooper, Jake	6
Toney, Shaka	6
Gross-Matos, Yetur	6
Jordan, Ellison	6
Joseph, Daniel	5
Miller, Jarvis	5
Oruwariye, Amani	5
Haley, Grant	5
Chavis, Tyrell	5
Givens, Kevin	4
Shelton, Antonio	4
Johnson, Jan	3
Campbell, Christian	3
Wade, Lamont	3
Petrishen, John	2
Monroe, Ayron	2
Simmons, Shane	2
Iyke, Immanuel	2
Davis, Desi	1
McPhearson, Zech	1
Monk, Ryan	1
<b>TOTAL</b>	<b>241</b>

## PASSING TACKLES

Allen, Marcus	11
Campbell, Christian	11
Apke, Troy	10
Cabinda, Jason	7
Haley, Grant	6
Bowen, Manny	6
Wade, Lamont	4
Brown, Cam	4
Farmer, Koa	3
Oruwariye, Amani	3
Scott, Nick	3
Smith, Brandon	2
McPhearson, Zech	2
Cothren, Parker	2
Miller, Jarvis	1
Petrishen, John	1
Gross-Matos, Yetur	1
Monroe, Ayron	1
Taylor, Garrett	1
Buchholz, Ryan	1
Castagna, Colin	1
Vranic, Jason	1
Miller, Shareef	1
Castro-Fields, Tariq	1
<b>TOTALS</b>	<b>84</b>

## SPECIAL TEAMS TACKLES

	Total	KO	Punt
Taylor, Garrett	4	--	4
McPhearson, Josh	4	4	--
Scott, Nick	3	2	1
Wade, Lamont	3	3	--
Smith, Brandon	3	2	1
Thomas, Johnathan	2	2	--
Charles, Irvin	2	1	1
Bowen, Manny	1	1	--
Blacknall, Saeed	1	1	--
Davis, Tyler	1	1	--
Di Leo, Frank	1	1	--
<b>TOTALS</b>	<b>25</b>	<b>18</b>	<b>7</b>





## INDIVIDUAL GAME-BY-GAME

## ALL-PURPOSE YARDS

	TOTAL	AKRON	PITT	GSU	at Iowa	IND	at NW	MICH	at OSU	at MSU	RUT	NEB	at UMD
Barkley, Saquon	1218	246	183	226	358	205							
Thompkins, DeAndre	339	156	43	69	18	53							
Hamilton, DaeSean	333	74	45	44	46	124							
Johnson, Juwan	260	84	4	17	92	63							
McSorley, Trace	179	48	65	24	61	(-19)							
Gesicki, Mike	167	58	39	26	25	19							
Sanders, Miles	89	16	(-3)	44	32	--							
Blacknall, Saeed	88	--	--	64	6	18							
Robinson, Andre	55	(-3)	--	39	19	--							
Allen, Marcus	50	--	--	50	--	--							
Haley, Grant	46	--	42	4	--	--							
Stevens, Tommy	45	23	1	21	DNP	DNP							
Polk, Brandon	37	4	18	15	--	--							
Allen, Mark	19	DNP	DNP	19	--	DNP							
Oruwaraye, Amani	17	--	--	DNP	DNP	17							
Pancoast, Tom	17	12	--	--	--	5							
Holland, Jonathan	9	--	--	8	1	--							
Apke, Troy	4	3	1	--	--	--							
Eury, Nick	4	DNP	DNP	4	DNP	DNP							
TEAM	-9	(-2)	(-2)	(-3)	(-2)	--							

## RED ZONE RECAP

PENN STATE				OPPONENT			
Opponent	Scores/Chances	Result	Pct.	Opponent	Series	Result	Pct.
AKRON	5/6	5 TD, 1 INT	83%	AKRON	--/--	--	--
PITTSBURGH	4/4	3 TD, 1 FG	100%	PITTSBURGH	3/4	1 TD, 2 FG, 1 Fumble	75%
GEORGIA STATE	3/3	3 TD	100%	GEORGIA STATE	0/1	1 Missed FG	0%
at Iowa	4/5	2 TD, 2 FG, 1 Blocked FG	80%	at Iowa	0/1	1 Blocked FG	0%
INDIANA	3/4	3 TD, 1 Missed FG	75%	INDIANA	2/2	2 TD	100%
at Northwestern				at Northwestern			
MICHIGAN				MICHIGAN			
at Ohio State				at Ohio State			
at Michigan State				at Michigan State			
RUTGERS				RUTGERS			
NEBRASKA				NEBRASKA			
at Maryland				at Maryland			
<b>TOTAL</b>	<b>19/22</b>	<b>16 TD, 3 FG, 1 INT 1 Missed FG, 1 Blocked FG</b>	<b>86%</b>	<b>TOTAL</b>	<b>5/8</b>	<b>3 TD, 2 FG, 1 Fumble 1 Missed FG, 1 Blocked FG</b>	<b>62%</b>

## GAME LEADERS

Opponent	Rushing Attempts	Rushing Yards	Receptions	Receiving Yards	All-Purpose Yards	Tackles
AKRON	Barkley - 14	Barkley - 172	Gesicki - 6	Johnson - 84	Barkley - 246	Three Tied - 5
PITTSBURGH	Barkley - 14	Barkley - 88	Two Tied - 4	Two Tied - 45	Barkley - 183	Allen - 13
GEORGIA STATE	Barkley - 10	Barkley - 47	Barkley - 4	Barkley - 142	Barkley - 226	Bowen - 6
at Iowa	Barkley - 28	Barkley - 211	Barkley - 12	Barkley - 94	Barkley - 358	Cabinda - 6
INDIANA	Barkley - 20	Barkley - 56	Hamilton - 9	Hamilton - 122	Barkley - 205	Cabinda - 14
at Northwestern						
MICHIGAN						
at Ohio State						
at Michigan State						
RUTGERS						
NEBRASKA						
at Maryland						



## TURNOVER BY GAME

## PENN STATE: 14 GAINED

TYPE	QTR	PLAYER	PLAYS/ YDS	1st DOWNS	RESULT
<b>AKRON (1)</b>					
Interception	3	Oruwariye of Woodson	10/75	4	TD
<b>PITTSBURGH (3)</b>					
Interception	1	Haley of Browne	1/8	--	TD
Interception	2	Apke of Browne	3/(-5)	--	Punt
Fumble	4	Windsor by DiNucci	1/(-2)	--	End of Game
<b>GEORGIA STATE (5)</b>					
Interception	2	Haley of Manning	1/29	--	TD
Interception	2	Allen of Manning	4/25	1	TD
Fumble	3	Givens by Manning	6/55	2	TD
Interception	3	Castro-Fields of Manning	4/42	1	TD
Fumble	4	Gross-Matos by Winchester	4/69	1	TD
<b>at Iowa (1)</b>					
Fumble	3	Haley by Wadley	8/75	3	TD
<b>INDIANA (4)</b>					
Fumble	1	Cabinda by Ellison	6/39	2	TD
Fumble	1	Scott by Harris	--	--	TD
Interception	3	Oruwariye of Ramsey	7/18	1	Missed FG
Fumble	3	Cothren by Williams	4/52	1	TD

## OPPONENT: 5 GAINED

TYPE	QTR	PLAYER	PLAYS/ YDS	1st DOWNS	RESULT
<b>AKRON (1)</b>					
Interception	1	Guiser of McSorley	3/3	--	Punt
<b>PITTSBURGH (1)</b>					
Interception	2	Jackson of McSorley	-/-	--	End of Half
<b>GEORGIA STATE (--)</b>					
--					
<b>at Iowa (2)</b>					
Interception	2	Jewell of McSorley	2/21	--	TD
Fumble	3	Jewell by McSorley	5/37	2	Missed FG
<b>INDIANA (1)</b>					
Interception	2	Crawford of McSorley	8/60	3	TD

## TURNOVERS BY PLAYER

### FUMBLES

(#-Lost)	AKRON	PITT	GSU	at Iowa	IND	at NW	MICH	at OSU	at MSU	RUT	NEB	at UMD
McSorley, Trace	--	--	--	2-1	--							
Robinson, Andre	--	--	1-0	--	--							
Sanders, Miles	--	1-0	--	--	--							
Stevens, Tommy	--	--	1-0	DNP	DNP							

### FORCED FUMBLES

	AKRON	PITT	GSU	at Iowa	IND	at NW	MICH	at OSU	at MSU	RUT	NEB	at UMD
Allen, Marcus	--	--	--	1	1							
Buchholz, Ryan	1	--	--	--	--							
Campbell, Christian	--	--	--	--	1							
Charles, Irvin	--	--	--	--	1							
Joseph, Daniel	--	DNP	1	--	--							
Toney, Shaka	--	--	1	--	--							
Windsor, Robert	--	1	--	--	--							

### FUMBLES RECOVERED

(#-Yards)	AKRON	PITT	GSU	at Iowa	IND	at NW	MICH	at OSU	at MSU	RUT	NEB	at UMD
Cabinda, Jason	--	--	--	--	1							
Cothren, Parker	--	--	--	--	1							
Givens, Kevin	--	--	1	--	--							
Gross-Matos, Yetur	--	--	1	--	--							
Haley, Grant	--	--	--	1	--							
Scott, Nick	--	--	--	--	1							
Windsor, Robert	--	1	--	--	--							

### INTERCEPTIONS

(#-Yards)	AKRON	PITT	GSU	at Iowa	IND	at NW	MICH	at OSU	at MSU	RUT	NEB	at UMD
Allen, Marcus	--	--	1-50	--	--							
Apke, Troy	--	1-1	--	--	--							
Castro-Fields, Tariq	--	--	1-0	--	--							
Haley, Grant	--	1-42	1-4	--	--							
Oruwariye, Amani	1-0	--	DNP	DNP	1-17							

## SCORING BREAKDOWN

### PENN STATE DRIVES

**Totals:** 29 scoring drives (24 TD, 5 FG)

#### Special Teams/Defensive:

Thompkins, DeAndre - Punt Return; Akron | Allen, Marcus - Safety; Pittsburgh  
Miller, Shareef - Safety; at Iowa | Barkley, Saquon - Kickoff Return; Indiana  
Scott, Nick - Fumble Return; Indiana

#### LONGEST DRIVES BY:

**Plays:** 12 at Iowa (9/23)  
11 at Iowa (9/23)

**Yards:** 87 AKRON (9/2)  
86 GEORGIA STATE (9/16)

**Time:** 5:08 at Iowa (9/23)  
4:49 AKRON (9/2)

### OPPONENT DRIVES

**Totals:** 8 scoring drives (6 TD, 2 FG)

#### Special Teams/Defensive: None

#### LONGEST DRIVES BY:

**Plays:** 15 PITTSBURGH (9/9)  
9, 2x Last: PITTSBURGH (9/9)

**Yards:** 80 at Iowa (9/23)  
77 PITTSBURGH (9/9)

**Time:** 5:30 PITTSBURGH (9/9)  
4:45 PITTSBURGH (9/9)





## LONG PLAY BREAKDOWN

## BY YARDAGE

## OFFENSE

Yards	Type	Player(s)	Opponent
*85	Pass	Barkley, Saquon from McSorley, Trace	Georgia State
80	Rush	Barkley, Saquon	Akron
*46	Pass	Barkley, Saquon from McSorley, Trace	Pittsburgh
44	Rush	Barkley, Saquon	at Iowa
44	Pass	Barkley, Saquon from McSorley, Trace	Georgia State
43	Pass	Barkley, Saquon from McSorley, Trace	Akron
*41	Rush	Robinson, Andre	Georgia State
36	Pass	Barkley, Saquon from McSorley, Trace	Indiana
36	Rush	McSorley, Trace	Pittsburgh
35	Pass	Thompkins, DeAndre from McSorley, Trace	Indiana
*35	Pass	Blacknall, Saeed from Stevens, Tommy	Georgia State
35	Pass	Gesicki, Mike from McSorley, Trace	Akron
33	Rush	Barkley, Saquon	Georgia State
33	Pass	Johnson, Juwan from McSorley, Trace	Akron
*30	Rush	Barkley, Saquon	Akron
*29	Rush	Sanders, Miles	Georgia State
29	Pass	Hamilton, DaeSean from McSorley, Trace	Akron
28	Pass	Johnson, Juwan from McSorley, Trace	Akron
*27	Pass	Hamilton, DaeSean from McSorley, Trace	Georgia State
26	Pass	Hamilton, DaeSean from Stevens, Tommy	Akron
25	Pass	Hamilton, DaeSean from McSorley, Trace	Indiana
25	Rush	Barkley, Saquon	at Iowa
25	Rush	Barkley, Saquon	Akron
24	Pass	Johnson, Juwan from McSorley, Trace	Indiana
*24	Pass	Hamilton, DaeSean from McSorley, Trace	Indiana
23	Pass	Hamilton, DaeSean from McSorley, Trace	Indiana
23	Pass	Hamilton, DaeSean from McSorley, Trace	at Iowa
23	Pass	Hamilton, DaeSean from McSorley, Trace	at Iowa
23	Pass	Hamilton, DaeSean from McSorley, Trace	Pittsburgh
22	Rush	Barkley, Saquon	Pittsburgh
21	Pass	Blacknall, Saeed from McSorley, Trace	Georgia State
20	Pass	Johnson, Juwan from McSorley, Trace	Indiana
20	Pass	Gesicki, Mike from McSorley, Trace	Georgia State

## DEFENSE

Yards	Type	Player(s)	Opponent
50	INT	Allen, Marcus	Georgia State
42	INT	Haley, Grant	Pittsburgh

## SPECIAL TEAMS

Yards	Type	Player(s)	Opponent
*98	KR	Barkley, Saquon	Indiana
*61	PR	Thompkins, DeAndre	Akron
42	PR	Thompkins, DeAndre	Akron
37	KR	Barkley, Saquon	Georgia State
32	KR	Barkley, Saquon	Pittsburgh
27	PR	Thompkins, DeAndre	Georgia State
24	KR	Barkley, Saquon	at Iowa
20	KR	Sanders, Miles	at Iowa
20	KR	Barkley, Saquon	Akron

## LONG PLAY BREAKDOWN

## LONG PLAYS BY THE NUMBERS

## BY YARDAGE

Yards	No.	TD
100+	--	--
90-99	1	1
80-89	2	1
70-79	--	--
60-69	1	1
50-59	1	--
40-49	7	2
30-39	10	2
20-29	22	3

## BY TYPE

Type	No.	TD
Rushing	10	3
Passing	23	5
Punt returns	3	1
Kick returns	6	1
Interceptions	2	--
Fumble returns	--	--
Other	--	--
<b>TOTAL</b>	<b>44</b>	<b>10</b>

## 20+ YARD PLAYS BY PLAYER

Player	No.	TD	R	P	KR	PR	IR	FR
Barkley, Saquon	17	4	7	5	5	--	--	--
Hamilton, DaeSean	9	2	--	9	--	--	--	--
Thompkins, DeAndre	4	1	--	1	--	3	--	--
Johnson, Juwan	4	--	--	4	--	--	--	--
Sanders, Miles	2	1	1	--	1	--	--	--
Blacknall, Saeed	2	1	--	2	--	--	--	--
Gesicki, Mike	2	--	--	2	--	--	--	--
Robinson, Andre	1	1	1	--	--	--	--	--
McSorley, Trace	1	--	1	--	--	--	--	--
Haley, Grant	1	--	--	--	--	--	1	--
Allen, Marcus	1	--	--	--	--	--	1	--
<b>TOTAL</b>	<b>44</b>	<b>10</b>	<b>10</b>	<b>23</b>	<b>6</b>	<b>3</b>	<b>2</b>	<b>--</b>

## LONGEST PLAYS OF THE YEAR

## Rushing

80 Barkley, Saquon Akron (9/2)

## Rushing Touchdown

41 Robinson, Andre Georgia State (9/16)

## Passing

85\* Barkley, Saquon from McSorley, Trace Georgia State (9/16)

## Passing Touchdown

85\* Barkley, Saquon from McSorley, Trace Georgia State (9/16)

## Punt Return

61\* Thompkins, DeAndre Akron (9/2)

## Kick Return

98\* Barkley, Saquon Indiana (9/30)

## Interception Return

50 Allen, Marcus Georgia State (9/16)

## Fumble Return

13\* Scott, Nick Indiana (9/30)

## Punt

57 Gillikin, Blake Indiana (9/30)

## Field Goal

47 Davis, Tyler Akron (9/2)

## PENN STATE [44 PLAYS]

Play	#	Long	Play	Opponent
Passing	23	85*	Barkley, Saquon from McSorley, Trace	Georgia State
Rushing	10	80	Barkley, Saquon	Akron
KR	6	98*	Barkley, Saquon	Indiana
PR	3	61*	Thompkins, DeAndre	Akron
INT	2	50	Allen, Marcus	Georgia State

Opp.	#	Long	Play	Type
AKRON	12	80	Barkley, Saquon	Rush
PITTSBURGH	6	46*	Barkley, Saquon from McSorley, Trace	Pass
GEORGIA STATE	12	85*	Barkley, Saquon from McSorley, Trace	Pass
at Iowa	6	44	Barkley, Saquon	Rush
INDIANA	8	98*	Barkley, Saquon	KR
at Northwestern				
MICHIGAN				
at Ohio State				
at Michigan State				
RUTGERS				
NEBRASKA				
at Maryland				

## OPPONENTS [18 PLAYS]

Play	#	Long	Play	Opponent
Pass	11	70*	Wadley, Akrum from Stanley, Nate	at Iowa
Rush	3	35*	Wadley, Akrum	at Iowa
KR	3	30	Kelly-Martin, Ivory	at Iowa
INT	1	33	Jewell, Josey	at Iowa

Opp.	#	Long	Play	Type
AKRON	2	24	Edwards, Van	KR
PITTSBURGH	4	32	Ollison, Qadree	Rush
GEORGIA STATE	1	22	Ifedi, Jonathan from Winchester, Aaron	Pass
at Iowa	8	70*	Wadley, Akrum from Stanley, Nate	Pass
INDIANA	3	54	Thomas, Ian from Lagow, Richard	Pass
at Northwestern				
MICHIGAN				
at Ohio State				
at Michigan State				
RUTGERS				
NEBRASKA				
at Maryland				

\* - touchdown scored on play



## SEASON SUPERLATIVES

## PENN STATE INDIVIDUAL

Rushes	28	Barkley, Saquon; at Iowa (9/23)
Yards Rushing	211	Barkley, Saquon; at Iowa (9/23)
TD Rushes	2	Barkley, Saquon; Akron (9/2)
Long Rush	80	Barkley, Saquon; Akron (9/2)
Pass Attempts	48	McSorley, Trace; at Iowa (9/23)
Pass Completions	31	McSorley, Trace; at Iowa (9/23)
Yards Passing	315	McSorley, Trace; Indiana (9/30)
TD Passes	4	McSorley, Trace; Georgia State (9/16)
Long Pass	85	McSorley, Trace; Georgia State (9/16)
Receptions	12	Barkley, Saquon; at Iowa (9/23)
Yards Receiving	142	Barkley, Saquon; Georgia State (9/16)
TD Receptions	3	Hamilton, DaeSean; Indiana (9/30)
Long Reception	85	Barkley, Saquon from McSorley, Trace; Georgia State (9/16)
Field Goals	2	Davis, Tyler; at Iowa (9/23)
Long Field Goal	47	Davis, Tyler; Akron (9/2)
Punts	6	Twice: Last Gillikin, Blake; Indiana (9/30)
Punting Avg	50.0	Gillikin, Blake; Akron (9/2)
Long Punt	57	Gillikin, Blake; Indiana (9/30)
Punts Inside 20	4	Twice: Last Gillikin, Blake; Indiana (9/30)
Long Punt Return	61	Thompkins, DeAndre; Akron (9/2)
Long Kickoff Return	98	Barkley, Saquon; Indiana (9/30)
Tackles	14	Cabinda, Jason; Indiana (9/30)
Sacks	2.0	Miller, Shareef; Pittsburgh (9/9)
Tackles For Loss	3.0	Chavis, Tyrell; Akron (9/2)
Interceptions	1	Seven Times: Last Oruwariye, Amani; Indiana (9/30)

## OPPONENT INDIVIDUAL

Rushes	29	Bateman, Taz; Georgia State (9/16)
Yards Rushing	100	Bateman, Taz; Georgia State (9/16)
TD Rushes	1	Three Times: Last Brookins, Ricky; Indiana (9/30)
Long Rush	35	Wadley, Akrum; at Iowa (9/23)
Pass Attempts	32	Browne, Max; Pittsburgh (9/9)
Pass Completions	19	Browne, Max; Pittsburgh (9/9)
Yards Passing	191	Stanley, Nate; at Iowa (9/23)
TD Passes	2	Stanley, Nate; at Iowa (9/23)
Long Pass	70	Stanley, Nate; at Iowa (9/23)
Receptions	7	Hart, Penny; Georgia State (9/16)
Yards Receiving	91	Thomas, Ian; Indiana (9/30)
TD Receptions	1	Three Times: Last Cobbs Jr., Simmie; Indiana (9/30)
Long Reception	70	Wadley, Akrum; at Iowa (9/23)
Field Goals	2	Kessman, Alex; Pittsburgh (9/9)
Long Field Goal	28	Kessman, Alex; Pittsburgh (9/9)
Punts	11	Gasser, Nick; Akron (9/2)
Punting Avg	44.4	Winslow, Ryan; Pittsburgh (9/9)
Long Punt	54	Winslow, Ryan; Pittsburgh (9/9)
Punts Inside 20	3	Holdenson, Oliver; Georgia State (9/16)
Long Punt Return	13	Henderson, Quadree; Pittsburgh (9/9)
Long Kickoff Return	30	Kelly-Martin, Ivory; at Iowa (9/23)
Tackles	16	Jewell, Josey; at Iowa (9/23)
Sacks	3.0	Scales, Tegray; Indiana (9/30)
Tackles For Loss	3.0	Three Times: Last Scales, Tegray; Indiana (9/30)
Interceptions	1	Four Times: Last Crawford, Jonathan; Indiana (9/30)

## PENN STATE TEAM

	Highs	Lows
Rushes	51, at Iowa (9/23)	24, Twice: Last Georgia State (9/16)
Yards Rushing	295, at Iowa (9/23)	39, Indiana (9/30)
Yards Per Rush	7.3, Akron (9/2)	1.1, Indiana (9/30)
TD Rushes	4, Akron (9/2)	1, Three Times: Last Indiana (9/30)
Pass Attempts	48, at Iowa (9/23)	28, Pittsburgh (9/9)
Pass Completions	31, at Iowa (9/23)	15, Pittsburgh (9/9)
Yards Passing	360, Georgia State (9/16)	164, Pittsburgh (9/9)
Yards Per Completion	17.1, Georgia State (9/16)	9.2, at Iowa (9/23)
TD Passes	5, Georgia State (9/16)	1, at Iowa (9/23)
Total Plays	99, at Iowa (9/23)	52, Pittsburgh (9/9)
Total Offense	579, at Iowa (9/23)	312, Pittsburgh (9/9)
Yards Per Play	9.9, Georgia State (9/16)	5.0, Indiana (9/30)
Points	56, Georgia State (9/16)	19, at Iowa (9/23)
Sacks By	5.0, Pittsburgh (9/9)	1.0, Twice: Last Indiana (9/30)
First Downs	29, at Iowa (9/23)	14, Pittsburgh (9/9)
Penalties	8, at Iowa (9/23)	1, Pittsburgh (9/9)
Penalty Yards	90, at Iowa (9/23)	7, Indiana (9/30)
Turnovers	2, at Iowa (9/23)	0, Georgia State (9/16)
Interceptions By	3, Georgia State (9/16)	1, Three Times: Last Indiana (9/30)
Punts	6, Twice: Last Indiana (9/30)	2, Akron (9/2)
Punting Avg.	50.0, Akron (9/2)	39.8, at Iowa (9/23)
Long Punt	57, Indiana (9/30)	49, Pittsburgh (9/9)
Punts Inside 20	4, Twice: Last Indiana (9/30)	0, Akron (9/2)
Long Punt Return	61, Akron (9/2)	4, at Iowa (9/23)

## OPPONENT TEAM

	Highs	Lows
Rushes	49, Georgia State (9/16)	23, at Iowa (9/23)
Yards Rushing	177, Indiana (9/30)	73, Akron (9/2)
Yards Per Rush	3.8, Indiana (9/30)	2.1, Akron (9/2)
TD Rushes	1, Three Times: Last Indiana (9/30)	0, Twice: Last Georgia State (9/16)
Pass Attempts	41, Pittsburgh (9/9)	22, at Iowa (9/23)
Pass Completions	24, Pittsburgh (9/9)	13, at Iowa (9/23)
Yards Passing	191, at Iowa (9/23)	86, Akron (9/2)
Yards Per Completion	14.7, at Iowa (9/23)	3.0, Akron (9/2)
TD Passes	2, at Iowa (9/23)	0, Three Times: Last Georgia State (9/16)
Total Plays	86, Pittsburgh (9/9)	45, at Iowa (9/23)
Total Offense	352, Indiana (9/30)	159, Akron (9/2)
Yards Per Play	6.1, at Iowa (9/23)	2.5, Akron (9/2)
Points	19, at Iowa (9/23)	0, Twice: Last Georgia State (9/16)
Sacks By	5, Indiana (9/30)	0, Akron (9/2)
First Downs	24, Pittsburgh (9/9)	11, at Iowa (9/23)
Penalties	9, Akron (9/2)	2, Indiana (9/30)
Penalty Yards	84, Akron (9/2)	20, Indiana (9/30)
Turnovers	5, Georgia State (9/16)	1, Twice: Last at Iowa (9/23)
Interceptions By	1, Three Times: Last Indiana (9/30)	0, Twice: Last at Iowa (9/23)
Punts	11, Akron (9/2)	5, Pittsburgh (9/9)
Punting Avg.	44.4, Pittsburgh (9/9)	36.9, Georgia State (9/16)
Long Punt	55, Pittsburgh (9/9)	41, Georgia State (9/16)
Punts Inside 20	3, Georgia State (9/16)	1, Pittsburgh (9/9)
Long Punt Return	13, Pittsburgh (9/9)	(-), Pittsburgh (9/9)





## THE LAST TIME...

## PENN STATE

100+ Yards Rushing:	211, Saquon Barkley at Iowa, 2017
150+ Yards Rushing:	211, Saquon Barkley at Iowa, 2017
200+ Yards Rushing:	211, Saquon Barkley at Iowa, 2017
300+ Yards Rushing:	327, Larry Johnson at Indiana, 2002
30-34 Rushing Attempts:	33, Saquon Barkley at Indiana, 2016
35+ Rushing Attempts:	35, Zach Zwinak vs. Nebraska, 2013
Three Touchdowns Rushing:	Saquon Barkley (4) at Pittsburgh, 2016
Four Touchdowns Rushing:	Saquon Barkley at Pittsburgh, 2016
Five Touchdowns Rushing:	Ki-Jana Carter vs. Michigan State, 1994
60+ Yard Run:	80, Saquon Barkley vs. Akron, 2017
70+ Yard Run:	80, Saquon Barkley vs. Akron, 2017
80+ Yard Run:	80, Saquon Barkley vs. Akron, 2017
90+ Yard Run:	92, Bill Belton at Indiana, 2014
Two Players Rush For 100 Yards:	Saquon Barkley (195) & Akeel Lynch (120) vs. Rutgers, 2015
Four Rushing TD in One Quarter:	vs. UMass, 2014 (2nd; Belton [2], Zwinak [2])
300+ Yards Passing:	315, Trace McSorley vs. Indiana, 2017
350+ Yards Passing:	384, Trace McSorley vs. Wisconsin, 2016 &
400+ Yards Passing:	454, Christian Hackenberg vs. UCF, 2014 #
20-24 Pass Completions:	23, Trace McSorley vs. Indiana, 2017
25-29 Pass Completions:	31, Trace McSorley at Iowa, 2017
30-34 Pass Completions:	31, Trace McSorley at Iowa, 2017
35+ Pass Completions:	35, Matt McGloin vs. Northwestern, 2012
30-39 Pass Attempts:	36, Trace McSorley vs. Indiana, 2017
40-49 Pass Attempts:	48, Trace McSorley at Iowa, 2017
50+ Pass Attempts:	50, Christian Hackenberg vs. Boston College, 2014 %
Four Touchdown Passes:	Trace McSorley vs. Georgia State, 2017
Five Touchdown Passes:	Rashard Casey vs. Louisiana Tech, 2000
Four Interceptions Thrown:	Zack Mills at Boston College, 2004
300+ Yards Total Offense:	345, Trace McSorley (284 P, 61 R) at Iowa, 2017
350+ Yards Total Offense:	364, Trace McSorley (384 P, -20 R) vs. Wisconsin, 2016 &
400+ Yards Total Offense:	408, Trace McSorley (335 P, 73 R) vs. Minnesota, 2016
100+ Yards Receiving:	122, DeaSean Hamilton vs. Indiana, 2017
150+ Yards Receiving:	187, Chris Godwin vs. USC, 2016 ^
200+ Yards Receiving:	216, Deon Butler vs. Northwestern, 2006
Two Players w/ 100 Yards Receiving:	Saeed Blacknall (155) & DaeSean Hamilton (118) vs. Wisconsin, 2016 &
Two Players w/ 150 Yards Receiving:	Geno Lewis (173) & DaeSean Hamilton (165) vs. UCF, 2014 #
Back-to-Back 100 Yards Receiving Games:	Chris Godwin, 2015 (103 at Ohio State; 135 vs. Maryland)
Three Straight 100-yard Receiving Games:	Allen Robinson, 2013 (133 vs. Syracuse; 129 vs. Eastern Michigan; 143 vs. UCF)
10+ Receptions:	12, Saquon Barkley at Iowa, 2017
50+ Yard Reception:	85, Saquon Barkley from Trace McSorley vs. Georgia State, 2017
60+ Yard Reception:	85, Saquon Barkley from Trace McSorley vs. Georgia State, 2017
70+ Yard Reception:	85, Saquon Barkley from Trace McSorley vs. Georgia State, 2017
80+ Yard Reception:	85, Saquon Barkley from Trace McSorley vs. Georgia State, 2017
Three Touchdowns Receiving:	DaeSean Hamilton vs. Indiana, 2017
Four Touchdowns Receiving:	Bobby Engram vs. Minnesota, 1993
150+ All-Purpose Yards:	205 (56 Rush, 51 Rec, 98 KR), Saquon Barkley vs. Indiana, 2017
200+ All-Purpose Yards:	205 (56 Rush, 51 Rec, 98 KR), Saquon Barkley vs. Indiana, 2017
250+ All-Purpose Yards:	358 (211 Rush, 94 Rec, 53 KR), Saquon Barkley at Iowa, 2017 (SR)
300+ All-Purpose Yards:	358 (211 Rush, 94 Rec, 53 KR), Saquon Barkley at Iowa, 2017 (SR)
Five Touchdowns Scored:	5 (4 rushing, 1 receiving), Saquon Barkley at Pittsburgh, 2016
Kickoff Return For Touchdown:	98, Saquon Barkley vs. Indiana, 2017
Rushing, Receiving & Kickoff Return TD in a game:	Derrick Williams vs. Illinois, 2008
100-Yard Kickoff Return:	100, Chaz Powell vs. Youngstown State, 2010
Punt Return For Touchdown:	61, DeAndre Thompkins, vs. Akron, 2017
80-Yard Punt Return:	81, Bryant Johnson vs. Michigan State, 2002
Zero Punts in a Game:	Purdue, 2013
Multiple Interceptions:	2, Trevor Williams at Rutgers, 2014
90-Yard Interception Return:	99, Michael Mauti at Illinois, 2012
Interception Return For Touchdown:	30, Amani Oruwariye vs. Kent State, 2016
Five Interceptions in a Game (Team):	at Rutgers, 2014
Fumble Return For Touchdown (Defense):	9 yards, Torrence Brown at Indiana, 2016 (forced by Brandon Bell)
Fumble Return For Touchdown (Special Teams):	14 yards, Nick Scott vs. Indiana, 2017 (forced by Irvin Charles)
Blocked Field Goal:	Troy Apke at Iowa, 2017
Blocked Field Goal For Touchdown:	60 yards, Grant Haley vs. Ohio State, 2016 (Marcus Allen block)
Blocked Extra Point:	Parker Cothren at Northwestern, 2015
Blocked Punt:	Juwan Johnson at Rutgers, 2016
Blocked Punt For Touchdown:	0 yards, Michael Yancich vs. Ohio State, 2012 (Mike Hull block)
Safety:	Shareef Miller (tackle in end zone) at Iowa, 2017
50-Yard Field Goal:	50, Sam Ficken vs. Temple, 2014
Four Field Goals:	Tyler Davis at Rutgers, 2016
Five Field Goals:	Collin Wagner vs. Temple, 2010

## OPPONENT

100+ Yards Rushing:	100, Taz Bateman, Georgia State, 2017
150+ Yards Rushing:	164, Corey Clement, Wisconsin, 2016 &
200+ Yards Rushing:	203, BenJarvus Green-Ellis, Indiana, 2003
30-34 Rushing Attempts:	30, Jeremy Langford, Michigan State, 2014
35+ Rushing Attempts:	44, Mike Hart, Michigan, 2007 (OR)
Three Touchdowns Rushing:	Trevor Siemian, Northwestern, 2014
Four Touchdowns Rushing:	Montee Ball, Wisconsin, 2011
50+ Yard Run:	67, Corey Clement, Wisconsin, 2016 &
60+ Yard Run:	67, Corey Clement, Wisconsin, 2016 &
70+ Yard Run:	74, Curtis Samuel, Ohio State, 2016
Two Players Rush For 100 Yards:	Rodney Smith (104) & Shannon Brooks (100), Minnesota, 2016
300+ Yards Passing:	453, Sam Darnold, USC, 2016 ^
400+ Yards Passing:	453, Sam Darnold, USC, 2016 ^
500+ Yards Passing:	532, Case Keenum, Houston, 2011 (OR) *
25-29 Pass Completions:	28, J.T. Barrett, Ohio State, 2016
30-44 Pass Completions:	33, Sam Darnold, USC, 2016 ^
45+ Pass Completions:	45, Case Keenum, Houston, 2011 (OR) *
30-39 Pass Attempts:	32, Max Browne, Pittsburgh, 2017
40-49 Pass Attempts:	40, Richard Lagow, Indiana, 2016
50+ Pass Attempts:	53, Sam Darnold, USC, 2016 ^
60+ Pass Attempts:	61, Brian Hoyer, Michigan State, 2006
Four Touchdown Passes:	Sam Darnold (5), USC, 2016 ^
Five Touchdown Passes:	Sam Darnold, USC, 2016 ^
Four Interceptions Thrown:	P.J. Walker, Temple, 2014
Five Interceptions Thrown:	Gary Nova, Rutgers, 2014
300+ Yards Total Offense:	473, Sam Darnold (453 P, 20 R), USC, 2016 ^
400+ Yards Total Offense:	473, Sam Darnold (453 P, 20 R), USC, 2016 ^
500+ Yards Total Offense:	542, C. Keenum (532 P, 10 R), Houston, 2011 (OR) *
100+ Yards Receiving:	164, Deonta Burnett & 133, Julu Smith-Schuster, USC, 2016 ^
150+ Yards Receiving:	164, Deonta Burnett, USC, 2016 ^
200+ Yards Receiving:	228, Patrick Edwards, Houston, 2011 *
10+ Receptions:	13, Deonta Burnett, USC, 2016 ^
70+ Yard Reception:	70, Akrum Wadley from Nate Stanley, Iowa, 2017
80+ Yard Reception:	80, Dominique Barnes from Kurt Hess, Youngstown State, 2010
90+ Yard Reception:	99, Thomas Lewis from John Paci, Indiana, 1993
Three Touchdown Receptions:	Deonta Burnett, USC, 2016 ^
Kickoff Return For Touchdown:	96, Solomon Vault, Northwestern, 2015
90-Yard Kickoff Return:	96, Solomon Vault, Northwestern, 2015
100-Yard Kickoff Return:	100, Rashaad Penny, San Diego State, 2015
Punt Return For Touchdown:	75, Venric Mark, Northwestern, 2012
70-Yard Punt Return:	75, Venric Mark, Northwestern, 2012
80-Yard Punt Return:	87, Willie Reid, Florida State, 2005 !
Interception Return For Touchdown:	13, Malik McDowell, Michigan State, 2015
Fumble Return For Touchdown:	12, Ryan Connelly, Wisconsin, 2016 &
Blocked Punt:	Lorenzo Harrison, Maryland, 2016
Blocked Punt For Touchdown:	27, Lereentee McCray, Florida, 2011 \$
Blocked Field Goal:	Anthony Nelson, Iowa, 2017
Blocked Extra Point:	Rob Bain (2X), Illinois, 2015
Safety:	Team (snap out of the end zone on punt), Ohio State, 2016
Defensive Extra Point:	99, D.J. Johnson, Iowa, 2002
50-Yard Field Goal:	50, Derek Dimke, Illinois, 2010
Four Field Goals:	Michael Geiger, Michigan State, 2016

& - Big Ten Championship Game | # - Croke Park Classic (Dublin, Ireland) | ! - Orange Bowl | \$ - Outback Bowl | ^ - Rose Bowl  
\* - TicketCity Bowl | % - PinStripe Bowl

(SR) - School Record | (OR) - Opponent Record



## OFFENSIVE STARTERS

OPPONENT	LT	LG	C	RG	RT	TE	QB	RB	WR (X)	WR (H)	WR (Z)
AKRON	Bates	Gonzalez	McGovern	Mahon	Wright	Gesicki	McSorley	Barkley	Johnson	Hamilton	Thompkins
PITTSBURGH	Bates	Gonzalez	McGovern	Mahon	Wright	Gesicki	McSorley	Barkley	Johnson	Hamilton	Thompkins
GEORGIA STATE	Bates	Fries	McGovern	Gonzalez	Wright	Gesicki	McSorley	Barkley	Johnson	Hamilton	Thompkins
at Iowa	Bates	Gonzalez	McGovern	Mahon	Nelson	Gesicki	McSorley	Barkley	Johnson	Hamilton	Thompkins
INDIANA	Bates	Gonzalez	McGovern	Mahon	Fries	Gesicki	McSorley	Barkley	Johnson	Hamilton	Blacknall
at Northwestern											
MICHIGAN											
at Ohio State											
at Michigan State											
RUTGERS											
NEBRASKA											
at Maryland											

## DEFENSIVE STARTERS

OPPONENT	DE	DT	DT	DE	SLB	MLB	WLB	BCB	FS	SS	FCB
AKRON	S. Miller	Cothran	Cothren	T. Brown	Farmer	Cabinda	Bowen	Campbell	Allen	Apke	Haley
PITTSBURGH	S. Miller	Cothran	Cothren	T. Brown	Farmer	Cabinda	Bowen	Campbell	Allen	Apke	Haley
GEORGIA STATE	S. Miller	Cothran	Cothren	T. Brown	Farmer	Cabinda	Bowen	Campbell	Allen	Apke	Haley
at Iowa	S. Miller	Cothran	Cothren	Buchholz	Farmer	Cabinda	Bowen	Campbell	Allen	Apke	Haley
INDIANA	S. Miller	Cothran	Cothren	Buchholz	Farmer	Cabinda	Bowen	Campbell	Allen	Apke	Haley
at Northwestern											
MICHIGAN											
at Ohio State											
at Michigan State											
RUTGERS											
NEBRASKA											
at Maryland											

## CAREER STARTS

Player	'14	'15	'16	'17	Total
Hamilton, DaeSean (WR)	13	12	13	5	43
Allen, Marcus (S)	7	12	14	5	38
Mahon, Brendan (OL)	9	11	9	4	34
Cabinda, Jason (LB)	1	13	9	5	29
Nelson, Andrew (OL)	13	8	6	1	29
Gesicki, Mike (TE/H)	1	8	14	5	28
Haley, Grant (CB)	-	11	11	5	27
Barkley, Saquon (RB)	-	6	14	5	25
Bates, Ryan (OL)	-	-	14	5	19
McSorley, Trace (QB)	-	-	14	5	19
Cothren, Parker (DT)	-	-	13	5	18
Bowen, Manny (LB)	-	-	12	5	17
Reid, John (CB)	-	2	14	-	16
Cothran, Curtis (DT)	-	-	8	5	14
McGovern, Connor (OL)	-	-	9	5	14
Blacknall, Saeed (WR)	1	3	7	1	12
Thompkins, DeAndre (WR)	-	-	7	4	11
Campbell, Christian (CB)	1	-	3	5	9

Player	'14	'15	'16	'17	Total
Gonzalez, Steven (OL)	-	-	3	5	9
Wright, Chasz (OL)	-	-	5	3	8
Apke, Troy (S)	-	1	1	5	7
Brown, Torrence (DE)	-	-	4	3	7
Farmer, Koa (LB)	-	-	2	5	7
Givens, Kevin (DT)	-	-	6	-	6
Johnson, Juwan (WR)	-	-	1	5	6
Miller, Shareef (DE)	-	-	-	5	5
Cooper, Jake (LB)	-	1	2	-	3
Polk, Brandon (WR)	-	3	-	-	3
Brown, Cam (LB)	-	-	2	-	2
Buchholz, Ryan (DE)	-	-	-	2	2
Fries, Will (OL)	-	-	-	2	2
Smith, Brandon (LB)	-	-	2	-	2
Allen, Mark (RB)	-	1	-	-	1
Scott, Nick (S)	-	1	-	-	1
Windsor, Robert (DT)	-	-	1	-	1



## PARTICIPATION CHART

	GP/GS	AKRON	PITT	GSU	at Iowa	IND	at NW	MICH	at OSU	at MSU	RUT	NEB	at UMD
2 Allen, Marcus	5/5	ST	ST	ST	ST	ST							
8 Allen, Mark	2/-	--	--	--	P	P							
28 Apke, Troy	5/5	ST	ST	ST	ST	ST							
41 Arcangelo, Joe	1/-	--	--	P	--	--							
90 Barbir, Alex	2/-	P	--	P	--	--							
26 Barkley, Saquon	5/5	ST	ST	ST	ST	ST							
52 Bates, Ryan	5/5	ST	ST	ST	ST	ST							
13 Blacknall, Saeed	5/1	P	P	P	P	P							
43 Bowen, Manny	5/5	ST	ST	ST	ST	ST							
6 Brown, Cam	4/-	P	P	--	P	P							
19 Brown, Torrence	3/3	ST	ST	ST	INJ	INJ							
97 Buchholz, Ryan	5/2	P	P	P	P	ST							
40 Cabinda, Jason	5/5	ST	ST	ST	ST	ST							
1 Campbell, Christian	5/5	ST	ST	ST	ST	ST							
46 Castagna, Colin	5/-	P	P	P	P	P							
5 Castro-Fields, Tariq	5/-	P	P	P	P	P							
11 Charles, Irvin	5/-	P	P	P	P	P							
56 Chavis, Tyrell	5/-	P	P	P	P	P							
33 Cooper, Jake	3/-	P	--	P	--	P							
52 Cothran, Curtis	5/5	ST	ST	ST	ST	ST							
41 Cothren, Parker	5/5	ST	ST	ST	ST	ST							
87 Darien, Dae'Lun	2/-	--	--	P	--	P							
12 Davis, Desi	1/-	--	--	P	--	--							
95 Davis, Tyler	5/-	P	P	P	P	P							
39 Di Leo, Frank	1/-	--	--	P	--	--							
40 Eury, Nick	1/-	--	--	P	--	--							
7 Farmer, Koa	5/5	ST	ST	ST	ST	ST							
16 Fessler, Billy	5/-	P	P	P	P	P							
71 Fries, Will	5/2	P	P	ST	P	ST							
51 Gellerstedt, Alex	4/-	P	P	P	P	--							
88 Gesicki, Mike	5/5	ST	ST	ST	ST	ST							
93 Gillikin, Blake	5/-	P	P	P	P	P							
30 Givens, Kevin	5/-	P	P	P	P	P							
74 Gonzalez, Steven	5/5	ST	ST	ST	ST	ST							
99 Gross-Matos, Yetur	5/-	P	P	P	P	P							
15 Haley, Grant	5/5	ST	ST	ST	ST	ST							
5 Hamilton, DaeSean	5/5	ST	ST	ST	ST	ST							
86 Hodgens, Cody	1/-	--	--	P	--	--							
18 Holland, Jonathan	5/-	P	P	P	P	P							
96 Iyke, Immanuel	2/-	P	--	P	--	--							
76 Jenkins, Sterling	1/-	--	--	P	--	--							
36 Johnson, Jan	2/-	P	--	P	--	--							
84 Johnson, Juwan	5/5	ST	ST	ST	ST	ST							
42 Jordan, Ellison	3/-	P	--	P	--	P							
49 Joseph, Daniel	3/-	P	--	P	--	P							
85 Lutz, Isaac	1/-	--	--	P	--	--							
70 Mahon, Brendan	4/4	ST	ST	--	ST	ST							
66 McGovern, Conner	5/5	ST	ST	ST	ST	ST							
39 McPhearson, Josh	5/-	P	P	P	P	P							
14 McPhearson, Zech	3/-	P	--	P	--	P							
9 McSorley, Trace	5/5	ST	ST	ST	ST	ST							
62 Menet, Michael	4/-	P	--	P	P	P							
9 Miller, Jarvis	5/-	P	P	P	P	P							
48 Miller, Shareef	5/5	ST	ST	ST	ST	ST							
91 Monk, Ryan	2/-	P	--	P	--	--							
23 Monroe, Ayron	4/-	--	P	P	P	P							
59 Nelson, Andrew	3/1	--	P	P	ST	--							
21 Oruwariye, Amani	3/-	P	P	--	--	P							
89 Pancoast, Tom	5/-	P	P	P	P	P							
92 Pasquariello, Daniel	1/-	--	--	P	--	--							
16 Petrishen, John	2/-	P	--	P	--	--							
10 Polk, Brandon	5/-	P	P	P	P	P							
6 Robinson, Andre	5/-	P	P	P	P	P							
24 Sanders, Miles	5/-	P	P	P	P	P							
4 Scott, Nick	5/-	P	P	P	P	P							
55 Shelton, Antonio	4/-	P	P	P	--	P							
82 Shoop, Tyler	1/-	--	--	P	--	--							
79 Shuman, Charlie	1/-	--	--	P	--	--							
15 Shuster, Mike	1/-	--	--	P	--	--							
34 Simmons, Shane	5/-	P	P	P	P	P							
64 Simpson, Zach	5/-	P	P	P	P	P							
47 Smith, Brandon	5/-	P	P	P	P	P							
2 Stevens, Tommy	3/-	P	P	P	--	--							
17 Taylor, Garrett	5/-	P	P	P	P	P							
20 Thomas, Johnathan	2/-	--	--	P	P	--							
3 Thompkins, DeAndre	5/4	ST	ST	ST	ST	P							
18 Toney, Shaka	5/-	P	P	P	P	P							
96 Vasey, Kyle	5/-	P	P	P	P	P							
51 Vranic, Jason	2/-	P	--	P	--	--							
38 Wade, Lamont	5/-	P	P	P	P	P							
54 Windsor, Robert	5/-	P	P	P	P	P							
77 Wright, Chasz	4/3	ST	ST	ST	--	P							





2017 RESULTS & STATISTICS

Date	PSU Rank	Opponent (Rank)	Score	Attendance	Big Ten	Overall
Sept. 2	6/6	AKRON	W, 52-0	101,684	--	1-0
Sept. 9	4/4	PITTSBURGH	W, 33-14	109,898	--	2-0
Sept. 16	5/5	GEORGIA STATE	W, 56-0	102,746	--	3-0
Sept. 23	4/4	at Iowa *	W, 21-19	66,205	1-0	4-0
Sept. 30	4/4	INDIANA *	W, 45-14	107,542	2-0	5-0
Oct. 7		at Northwestern *				
Oct. 21		MICHIGAN *				
Oct. 28		at Ohio State *				
Nov. 4		at Michigan State *				
Nov. 11		RUTGERS *				
Nov. 18		NEBRASKA *				
Nov. 25		at Maryland *				

(\*) Big Ten Conference game; Rankings - AP/Coaches.

TEAM STATISTICS	Penn State	Opponent
<b>SCORING</b>	207	47
Points Per Game	41.4	9.4
Points Off Turnovers	77	14
<b>FIRST DOWNS</b>	106	87
Rushing	40	39
Passing	61	41
Penalty	5	7
<b>RUSHING YARDAGE</b>	895	637
Yards Gained Rushing	1023	790
Yards Lost Rushing	128	153
Rushing Attempts	170	198
Average Per Rush	5.3	3.2
Average Per Game	179.0	127.4
TDs Rushing	10	3
<b>PASSING YARDAGE</b>	1461	809
Comp-Att-Int	112-173-4	84-156-7
Average Per Pass	8.4	5.2
Average Per Catch	13.0	9.6
Average Per Game	292.2	161.8
TDs Passing	14	3
<b>TOTAL OFFENSE</b>	2356	1446
Total Plays	343	354
Average Per Play	6.9	4.1
Average Per Game	471.2	289.2
<b>KICK RETURNS: #-YARDS</b>	9-278	13-243
<b>PUNT RETURNS: #-YARDS</b>	13-219	7-9
<b>INT RETURNS: #-YARDS</b>	7-114	4-35
<b>KICK RETURN AVERAGE</b>	30.9	18.7
<b>PUNT RETURN AVERAGE</b>	16.8	1.3
<b>INT RETURN AVERAGE</b>	16.3	8.8
<b>FUMBLES-LOST</b>	5-1	9-7
<b>PENALTIES-YARDS</b>	21-202	23-209
Average Per Game	40.4	41.8
<b>PUNTS-YARDS</b>	22-978	38-1508
Average Per Punt	44.5	39.7
Net Punt Average	43.1	33.4
<b>KICKOFFS-YARDS</b>	36-2296	15-942
Average Per Kick	63.8	62.8
Net Kick Average	43.1	35.9
<b>TIME OF POSSESSION/GAME</b>	29:06	30:54
<b>3RD-DOWN CONVERSIONS</b>	23/66 (35%)	30/84 (36%)
<b>4TH-DOWN CONVERSIONS</b>	5/7 (71%)	4/6 (67%)
<b>SACKS BY-YARDS</b>	13-81	11-63
<b>MISC YARDS</b>	-8	-2
<b>TOUCHDOWNS SCORED</b>	27	6
<b>FIELD GOALS-ATTEMPTS</b>	5-11	2-4
<b>ON-SIDE KICKS</b>	0-0	0-0
<b>RED ZONE SCORES</b>	(19-22) 86%	(5-8) 63%
<b>RED ZONE TOUCHDOWNS</b>	(16-22) 73%	(3-8) 38%
<b>PAT-ATTEMPTS</b>	(26-26) 100%	(3-3) 100%
<b>ATTENDANCE</b>	421870	66205

SCORE BY QUARTERS	1	2	3	4	Total	Average
Penn State	73	44	51	39	207	41.4
Opponents	--	24	3	20	47	9.4

PASSING	G	Rating	C-A-I	Pct.	Yards	TD	LP	Avg./G
McSorley, Trace	5	156.35	105-160-4	65.6	1352	12	85	270.4
Stevens, Tommy	3	154.40	5-10-0	50.0	85	1	35	28.3
Fessler, Billy	5	83.60	1-2-0	50.0	8	--	8	1.6
Barkley, Saquon	5	564.40	1-1-0	100.0	16	1	16	3.2
Total	5	157.76	112-173-4	64.7	1461	14	85	292.2
Opponents	5	94.78	84-156-7	53.8	809	3	70	161.8

Statistician's Note

Passing rating formula: [(8.4 x yards) + (330 x touchdowns) - (200 x interceptions) + (100 x completions)] / attempts.

RUSHING	G	Att.	Yards	Avg./Att.	TD	LG	Avg./G
Barkley, Saquon	5	86	574	6.7	4	80	114.8
McSorley, Trace	5	56	179	3.2	3	36	35.8
Sanders, Miles	5	6	63	10.5	1	29	12.6
Robinson, Andre	5	8	55	6.9	1	41	11.0
Stevens, Tommy	3	6	18	3.0	1	12	6.0
Allen, Mark	2	2	9	4.5	--	8	4.5
Eury, Nick	1	1	4	4.0	--	4	4.0
Hamilton, DaeSean	5	1	2	2.0	--	2	0.4
TEAM	5	4	(-9)	(-2.2)	--	0	(-1.8)
Total	5	170	895	5.3	10	80	179.0
Opponents	5	198	637	3.2	3	35	127.4

RECEIVING	G	No.	Yards	Avg./Rec.	TD	LG	Avg./G
Barkley, Saquon	5	27	386	14.3	2	85	77.2
Hamilton, DaeSean	5	20	331	16.5	4	29	66.2
Gesicki, Mike	5	20	167	8.4	4	35	33.4
Johnson, Juwan	5	18	260	14.4	1	33	52.0
Thompkins, DeAndre	5	10	133	13.3	--	35	26.6
Blacknall, Saeed	5	5	88	17.6	1	35	17.6
Stevens, Tommy	3	4	27	6.8	1	10	9.0
Polk, Brandon	5	3	37	12.3	1	18	7.4
Pancoast, Tom	5	2	17	8.5	--	12	3.4
Holland, Jonathan	5	2	9	4.5	--	8	1.8
Sanders, Miles	5	1	6	6.0	--	6	1.2
Total	5	112	1461	13.0	14	85	292.2
Opponents	5	84	809	9.6	3	70	161.8

TOTAL OFFENSE	G	Plays	Rushing	Passing	Total	Avg./G
McSorley, Trace	5	216	179	1352	1531	306.2
Barkley, Saquon	5	87	574	16	590	118.0
Stevens, Tommy	3	16	18	85	103	34.3
Sanders, Miles	5	6	63	--	63	12.6
Robinson, Andre	5	8	55	--	55	11.0
Allen, Mark	2	2	9	--	9	4.5
Fessler, Billy	5	2	--	8	8	1.6
Eury, Nick	1	1	4	--	4	4.0
Hamilton, DaeSean	5	1	2	--	2	0.4
TEAM	5	4	(-9)	--	(-9)	(-1.8)
Total	5	343	895	1461	2356	471.2
Opponents	5	354	637	809	1446	289.2

KICKOFF RETURNS	No.	Yards	Avg./Ret.	TD	LG
Barkley, Saquon	8	258	32.2	1	98
Sanders, Miles	1	20	20.0	--	20
Total	9	278	30.9	1	98
Opponents	13	243	18.7	--	30

PUNT RETURNS	No.	Yards	Avg./Ret.	TD	LG
Thompkins, DeAndre	11	206	18.7	1	61
Apke, Troy	1	3	3.0	--	3
Allen, Mark	1	10	10.0	--	10
Total	13	219	16.8	1	61
Opponents	7	9	1.3	--	13

ALL-PURPOSE YARDAGE	G	Rushing	Receiving	Punt Returns	KO Returns	Int. Returns	Total	Avg./G
Barkley, Saquon	5	574	386	0	258	0	1218	243.6
Thompkins, DeAndre	5	0	133	206	0	0	339	67.8
Hamilton, DaeSean	5	2	331	0	0	0	333	66.6
Johnson, Juwan	5	0	260	0	0	0	260	52.0
McSorley, Trace	5	179	0	0	0	0	179	35.8
Gesicki, Mike	5	0	167	0	0	0	167	33.4
Sanders, Miles	5	63	6	0	20	0	89	17.8
Blacknall, Saeed	5	0	88	0	0	0	88	17.6
Robinson, Andre	5	55	0	0	0	0	55	11.0
Allen, Marcus	5	0	0	0	0	50	50	10.0
Haley, Grant	5	0	0	0	0	46	46	9.2
Stevens, Tommy	3	18	27	0	0	0	45	15.0
Polk, Brandon	5	0	37	0	0	0	37	7.4
Allen, Mark	2	9	0	10	0	0	19	9.5
Oruwariye, Amani	3	0	0	0	0	17	17	5.7
Pancoast, Tom	5	0	17	0	0	0	17	3.4
Holland, Jonathan	5	0	9	0	0	0	9	1.8
Eury, Nick	1	4	0	0	0	0	4	4.0
Apke, Troy	5	0	0	3	0	1	4	0.8
TEAM	5	-9	0	0	0	0	-9	-1.8
Total	5	895	1461	219	278	114	2967	593.4
Opponents	5	637	809	9	243	35	1733	346.6

..... Points After Touchdown .....

SCORING	TD	FG	Kick	Rush	Rec.	Pass	DXP	Saf	Points
Barkley, Saquon	7	--	--	--	--	--	--	--	42
Davis, Tyler	--	5-11	26-26	--	--	--	--	--	41
Gesicki, Mike	4	--	--	--	--	--	--	--	24
Hamilton, DaeSean	4	--	--	--	--	--	--	--	24
McSorley, Trace	3	--	--	--	--	--	--	--	18
Stevens, Tommy	2	--	--	--	--	--	--	--	12
Robinson, Andre	1	--	--	--	--	--	--	--	6
Polk, Brandon	1	--	--	--	--	--	--	--	6
Blacknall, Saeed	1	--	--	--	--	--	--	--	6
Johnson, Juwan	1	--	--	--	--	--	--	--	6
Thompkins, DeAndre	1	--	--	--	--	--	--	--	6
Sanders, Miles	1	--	--	--	--	--	--	--	6
Scott, Nick	1	--	--	--	--	--	--	--	6
Allen, Marcus	--	--	--	--	--	--	--	1	2
Miller, Shareef	--	--	--	--	--	--	--	1	2
TEAM	--	--	--	0-1	--	--	--	--	--
Total	27	5-11	26-26	0-1	--	--	--	2	207
Opponents	6	2-4	3-3	--	1	1-3	--	--	47

PUNTING	No.	Yards	Average	LG	TB	FC	I-20	50+	Blk.
Gillikin, Blake	21	933	44.4	57	1	7	13	6	--
Pasquariello, Daniel	1	45	45.0	45	--	--	1	--	--
Total	22	978	44.5	57	1	7	14	6	--
Opponents	38	1508	39.7	54	1	9	8	4	--

FIELD GOALS	FG	Pct.	1-19	20-29	30-39	40-49	50+	LG	Blk.
Davis, Tyler	5-11	45.5	1-1	2-3	0-3	2-4	--	47	2

Progression [Makes in (##)]: 39, (47) | (24) | 39 | (19), 41, (21), 31 | 21, (45), 42

KICKOFFS	No.	Yards	Average	TB	OB
Davis, Tyler	31	1992	64.3	20	1
Barbir, Alex	5	304	60.8	--	2
Total	36	2296	63.8	20	3
Opponents	15	942	62.8	5	--



INTERCEPTIONS	No.	Yards	Average	TD	LG
Haley, Grant	2	46	23.0	--	42
Oruwaraye, Amani	2	17	8.5	--	17
Apke, Troy	1	1	1.0	--	1
Allen, Marcus	1	50	50.0	--	50
Castro-Fields, Tariq	1	--	--	--	--
Total	7	114	16.3	--	50
Opponents	4	35	8.8	--	33

FUMBLE RETURNS	No.	Yards	Average	TD	LG
Scott, Nick	1	13	13.0	1	13
Cabinda, Jason	1	4	4.0	--	4
Total	2	17	8.5	1	13
Opponents	--	--	--	--	--

DEFENSE	G-GS	Solo	Assist	Total	TFL-Yards	Sacks-Yards	Int.-Yards	PBU	QBH	FR-Yards	FF	Blk	Safety
40 Cabinda, Jason	5-5	16	19	35	3.0-16	1.0-10	--	--	--	1-4	--	--	--
2 Allen, Marcus	5-5	17	12	29	4.0-12	1.0-4	1-50	3	--	--	2	--	1
43 Bowen, Manny	5-5	11	14	25	2.0-7	0.5-4	--	1	1	--	--	--	--
28 Apke, Troy	5-5	11	8	19	--	--	1-1	1	1	--	--	1	--
47 Smith, Brandon	5-0	5	13	18	2.0-3	--	--	--	--	--	--	--	--
7 Farmer, Koa	5-5	5	12	17	2.5-6	1.0-4	--	--	1	--	--	--	--
48 Miller, Shareef	5-5	11	5	16	6.0-28	2.0-15	--	--	3	--	--	--	1
4 Scott, Nick	5-0	7	8	15	0.5-1	--	--	--	--	1-13	--	--	--
1 Campbell, Christian	5-5	10	5	15	0.5-1	--	--	7	--	--	1	--	--
6 Brown, Cam	4-0	5	7	12	1.0-4	--	--	--	3	--	--	--	--
15 Haley, Grant	5-5	8	4	12	1.0-9	1.0-9	2-46	2	1	1-0	--	--	--
54 Windsor, Robert	5-0	5	6	11	1.5-10	1.0-9	--	--	--	1-0	1	--	--
97 Buchholz, Ryan	5-2	5	5	10	1.5-9	1.0-8	--	--	1	--	1	--	--
38 Wade, Lamont	5-0	7	3	10	--	--	--	1	--	--	--	--	--
41 Cothren, Parker	5-5	3	7	10	0.5-1	--	--	--	1	1-0	--	--	--
21 Oruwaraye, Amani	3-0	5	3	8	--	--	2-17	2	--	--	--	--	--
19 Brown, Torrence	3-3	--	8	8	1.0-1	--	--	1	--	--	--	--	--
18 Toney, Shaka	5-0	3	5	8	3.5-13	1.0-5	--	--	8	--	1	--	--
52 Cothran, Curtis	5-5	3	5	8	1.0-3	0.5-2	--	--	--	--	--	--	--
99 Gross-Matos, Yetur	5-0	3	4	7	0.5-1	--	--	--	1	1-0	--	--	--
9 Miller, Jarvis	5-0	5	2	7	1.0-1	1.0-1	--	--	--	--	--	--	--
49 Joseph, Daniel	3-0	2	4	6	2.0-7	1.0-6	--	--	--	--	1	--	--
33 Cooper, Jake	3-0	2	4	6	--	--	--	--	--	--	--	--	--
42 Jordan, Ellison	3-0	1	5	6	--	--	--	1	--	--	--	--	--
56 Chavis, Tyrell	5-0	2	4	6	3.0-7	0.5-2	--	1	1	--	--	--	--
17 Taylor, Garrett	5-0	3	2	5	--	--	--	1	--	--	--	--	--
55 Shelton, Antonio	4-0	1	4	5	2.0-5	0.5-2	--	--	--	--	--	--	--
39 McPhearson, Josh	5-0	2	2	4	--	--	--	--	--	--	--	--	--
30 Givens, Kevin	5-0	2	2	4	0.5-1	--	--	--	--	1-0	--	--	--
23 Monroe, Ayron	4-0	1	2	3	1.0-3	--	--	1	--	--	--	--	--
36 Johnson, Jan	2-0	3	--	3	--	--	--	--	--	--	--	--	--
16 Petrishen, John	2-0	2	1	3	1.0-2	--	--	--	--	--	--	--	--
11 Charles, Irvin	5-0	2	1	3	--	--	--	--	--	--	1	--	--
14 McPhearson, Zech	3-0	3	--	3	--	--	--	--	--	--	--	--	--
34 Simmons, Shane	5-0	1	1	2	0.5-1	--	--	--	1	--	--	--	--
20 Thomas, Johnathan	2-0	1	1	2	--	--	--	--	--	--	--	--	--
96 lyke, Immanuel	2-0	1	1	2	1.0-7	--	--	--	--	--	--	--	--
88 Gesicki, Mike	5-5	1	--	1	--	--	--	--	--	--	--	--	--
39 Di Leo, Frank	1-0	--	1	1	--	--	--	--	--	--	--	--	--
51 Vranic, Jason	2-0	1	--	1	--	--	--	--	--	--	--	--	--
91 Monk, Ryan	2-0	--	1	1	--	--	--	--	--	--	--	--	--
13 Blacknall, Saeed	5-1	--	1	1	--	--	--	--	--	--	--	--	--
26 Barkley, Saquon	5-5	1	--	1	--	--	--	--	--	--	--	--	--
12 Davis, Desi	1-0	1	--	1	--	--	--	--	--	--	--	--	--
5 Castro-Fields, Tariq	5-0	--	1	1	--	--	1-0	--	--	--	--	--	--
95 Davis, Tyler	5-0	1	--	1	--	--	--	--	--	--	--	--	--
46 Castagna, Colin	5-0	--	1	1	--	--	--	--	--	--	--	--	--
Total	5-0	179	194	373	44-159	13-81	7-114	22	15	7-17	8	1	2
Opponents	5-0	215	90	305	38-139	11-63	4-35	14	11	1-0	4	2	--