



# MEN'S BASKETBALL

## 2016-17 GAME NOTES

Charles Hampton, Associate AD, Strategic Communications and PR • Office: (602) 639-7738 • Cell: (480) 628-1754 • E-mail: charles.hampton@gcu.edu



**GRAND CANYON  
LOPES**  
(0-1, 0-0 WAC)



**PENN STATE  
NITTANY LIONS**  
(1-1, 0-0 BIG TEN)



**TUESDAY, NOV. 15, 2016 | 5:00 P.M. MST | BRYCE JORDAN CENTER (15,261) | UNIVERSITY PARK, PA.**

### TONIGHT'S MATCHUP

LOPES	2016-17	NITTANY LIONS
0-1	Win-Loss	1-1
-35.0	Scoring Margin	+1.0
61.0	Scoring Avg.	81.5
.419	FG Pct.	.455
.250	3-Point FG Pct.	.348
.500	FT Pct.	.822
31.0	Rebounds	29.0
11.0	Assists	14.5
21.0	Turnovers	12.5
7.0	Steals	6.5
2.0	Blocks	9.0

### SERIES HISTORY

#### Grand Canyon vs Penn State

- First meeting between the two schools
- Overall: 0-0 (Home: 0-0, Away: 0-0, Neutral: 0-0)
- Last time: None
- Streak: None

### LAST GAME'S STARTERS (vs. Duke, 11/12/16)

NO.	PLAYER	POS.	G	PPG	RPG	APG	SPG	BPG	FG%	FT%	3PT%
2	Joshua Braun	G	1	5.0	5.0	0.0	0.0	0.0	33.3	0.0	50.0
10	Shaq Carr	G	1	18.0	3.0	8.0	0.0	0.0	47.1	66.7	0.0
42	Gerard Martin	G	1	10.0	5.0	1.0	2.0	0.0	50.0	50.0	50.0
4	Oscar Frayer	F	1	8.0	5.0	0.0	1.0	2.0	33.3	0.0	0.0
23	Darion Clark	G	1	5.0	3.0	0.0	2.0	0.0	33.3	33.3	0.0

### GAME 2

- Tuesday's game is part of the campus round of games for the Naismith Basketball Hall of Fame Tip-Off Tournament.
- The Lopes dropped their season opening game to No. 1 Duke, 96-61, on Saturday night.
- Shaq Carr started and made his GCU debut, leading the Lopes in scoring (18 points) and assists (8). Carr was 8-of-17 from the field and added 3 rebounds in 38 minutes.
- Penn State is the second Big Ten team GCU has faced in the Division I era, having traveled to visit Indiana on Dec. 13, 2014. The took that game 94-66.
- Four players made their GCU debut on Saturday night: Carr, Darion Clark, Oscar Frayer and Fiifi Aidoo.
- The Lopes will be without senior DeWayne Russell for one more game due to an NCAA ruling following his transfer from NAU in 2013-14. Russell led the WAC in assists in 2015-16, averaging 5.3 per game.
- Penn State head coach Pat Chambers is in his sixth season at the helm, compiling a 73-92 record, including three-straight season with at least 16 wins.
- The Nittany Lions return three of its top four scorers from a year ago: Shep Garner (14.8 ppg), Payton Banks (9.4 ppg), and Josh Reaves (6.4 ppg).
- Penn State was 11-4 at the Bryce Jordan Center in 2015-16.
- Freshmen Tony Carr, Lamar Stevens and Mike Watkins accounted for 72 percent of their team's 82 points against Duquesne on Sunday night.
- Penn State is 1-1 all-time against WAC opponents, having most recently defeating UMKC 75-71 on Dec. 7, 2005.

### 2016-17 SCHEDULE & RECORD

#### OVERALL RECORD: 0-1

WAC: 0-0 | Non-Conference: 0-1

Home: 0-0 | Away: 0-1 | Neutral: 0-0

#### NOVEMBER

All times listed in AZ time

3	Adams State (Exhib.)	W, 88-83
11	at <sup>1</sup> Duke#	L, 96-61
15	at Penn State#	5:00 p.m.
19	vs Albany# (Uncasville, Ct.)	6:00 p.m.
20	vs Marist# (Uncasville, Ct.)	4:00 p.m.
25	Coppin State	7:00 p.m.
28	SIU-Edwardsville	7:00 p.m.

#### DECEMBER

3	Louisville	7:00 p.m.
7	San Diego State	7:00 p.m.
10	Illinois-Chicago	7:00 p.m.
14	at Arizona	9:00 p.m.
17	Mississippi Valley State	7:00 p.m.
20	Alcorn State	7:00 p.m.
22	Arkansas Pine-Bluff	7:00 p.m.
28	Cal Poly	7:00 p.m.
31	at UC Riverside	3:00 p.m.

#### JANUARY

7	Utah Valley*	7:00 p.m.
12	at New Mexico State*	7:00 p.m.
14	At UTRGV*	6:00 p.m.
17	San Diego Christian College	7:00 p.m.
21	Seattle*	7:00 p.m.
26	at UMKC*	6:00 p.m.
28	at Chicago State*	1:00 p.m.
31	Bethesda	7:00 p.m.

#### FEBRUARY

4	CSU Bakersfield*	7:00 p.m.
9	UTRGV*	7:00 p.m.
11	New Mexico State*	7:00 p.m.
16	at Seattle*	8:00 p.m.
18	at Utah Valley*	7:00 p.m.
23	Chicago State*	7:00 p.m.
25	UMKC*	7:00 p.m.

#### MARCH

4	at CSU Bakersfield*	8:30 p.m.
---	---------------------	-----------

\* Denotes WAC games

Home games in bold

# Hall of Fame Tip-Off Tournament

### GAME INFORMATION



#### WATCH

##### ESPN3

Bob Picozzi (play-by-play)  
Brian Allen (analyst)

##### Online Stream

ESPN3 or WatchESPN App



#### LISTEN

KFYI 1230 AM  
Michael Potter (play-by-play)  
Tom Kuyper (analyst)



FOX Sports 910 Stream ([Stream](#))  
iHeart Media App ([Download the App](#))



#### LIVE STATS

[Penn State Live Stats](#)

#### TWITTER

@GCU\_Hoops  
@GCU\_Lopes

#### FTP INFORMATION

URL: <https://swft.exavault.com>  
Username: GCU Media  
Password: Lopes

## TABLE OF CONTENTS

2016-17 Quick Facts / Rosters .....	2
Media Contact Information.....	2
Game Notes (Team / Player).....	3
2016-17 Game Recap.....	6
Naismith Basketball Hall of Fame Tip-Off.....	7
Grand Canyon University Arena .....	8
Schedule Notes .....	9
Broadcast Schedule / Mid-Major Rankings.....	10
Head Coach Dan Majerle .....	11
Grand Canyon Record When .....	11
TV / Radio Roster .....	12
Grand Canyon Season Stats .....	13
The Last Time .....	23
Penn State Season Stats .....	25

## MEN'S BASKETBALL COMMUNICATIONS CONTACTS



Men's Basketball Contact ... Charles Hampton  
Office Phone ..... 602-639-7738  
Cell Phone ..... 480-628-1754  
Email ..... charles.hampton@gcu.edu



Secondary Contact..... Mark Oshidari  
Office Phone ..... 602-639-6853  
Cell Phone ..... 602-708-9626  
Email ..... mark.oshidari@gcu.edu

## GRAND CANYON UNIVERSITY INFORMATION

School ..... Grand Canyon University  
Location ..... Phoenix, Ariz.  
Founded ..... 1949  
Enrollment ..... 17,500  
President ..... Brian Mueller  
Vice President of Athletics ..... Mike Vaught  
Faculty Representative..... Claude Pensis  
Affiliation ..... NCAA Division I  
Nickname ..... Lopes  
Mascot ..... Thunder  
Colors ..... Purple, Black & White  
Conference ..... Western Athletic Conference (WAC)  
Athletics Website: ..... www.GCULopes.com

## MEDIA INFORMATION

The Grand Canyon Athletics Department is served by a communications office staff that works diligently to promote the individual and team accomplishments of student-athletes, coaches and staff. The office members handle all sport and department communications and media relations needs, and are happy to serve the working media in any way possible. Our staff will fulfill all reasonable requests.

**Credentials** All members of the office follow the guidelines set forth by the NCAA and the Western Athletic Conference (WAC) in governing the issuance of credentials. All credential requests should be submitted to the sport contacts.

**E-mail** Releases, game notes and advisories are e-mailed to media that cover GCU on a regular basis. Media wishing to be added to the e-mail list for men's basketball should contact [charles.hampton@gcu.edu](mailto:charles.hampton@gcu.edu).

**Online** Updated bios, notes, rosters, schedules, statistics, quotes, etc., will be available throughout the season for every sport on [GCUlopes.com](http://GCUlopes.com).

## 2016-17 GRAND CANYON NUMERIC ROSTER

No.	Name	Pos.	HT	WT	YR	Hometown (Previous School)
0	DeWayne Russell	G	5-11	155	Sr.	Peoria, Ariz. (Northern Arizona)
1	Fiifi Aidoo	G	6-2	200	Fr.	Helsinki, Finland (HBA - Marsky)
2	Joshua Braun	G	6-4	195	R-So.	Anthem, Ariz. (Westwind Prep Academy)
4	Oscar Frayer	G	6-7	190	Fr.	Hayward, Calif. (Moreau Catholic HS)
5	Matt Jackson	F	6-8	210	So.	Melbourne, Australia (Diamond Valley)
10	Shaq Carr	G	6-2	170	Jr.	Las Vegas, Nev. (College of Southern Idaho)
12	Boubacar Toure	C	6-11	215	R-Fr.	Dakar, Senegal (Phase One Academy)
13	Ibrahima Sankare	G	6-7	200	Fr.	Thiès, Senegal (SEED Academy)
15	Chris Miller	G	6-2	195	R-Jr.	Peoria, Ariz. (Northern Arizona)
21	Kerwin Smith	F	6-9	200	R-So.	Dallas, Texas (Woodow Wilson HS)
22	Adrian Carrion	G	5-11	170	So.	Seville, Spain (Colegio Alfarafe S.C.A.)
23	Darion Clark	F	6-7	220	Gr.	Conyers, Ga. (Southern California)
24	Keonta Vernon	F	6-6	225	So.	Tulare, Calif. (College of Southern Idaho)
35	Kenzo Nudo	G	6-4	200	R-Fr.	Scottsdale, Ariz. (Chaparral HS)
40	Nehemiah Allen	G/F	6-5	175	R-So.	Lake Oswego, Ore. (Lake Oswego HS)
42	Gerard Martin	G	6-6	195	R-So.	Manly, Australia (Australian Institute of Sport)

## 2016-17 GRAND CANYON ALPHABETICAL ROSTER

No.	Name	Pos.	HT	WT	YR	Hometown (Previous School)
1	Aidoo, Fiifi	G	6-2	200	Fr.	Helsinki, Finland (HBA - Marsky)
40	Allen, Nehemiah	G/F	6-5	175	R-So.	Lake Oswego, Ore. (Lake Oswego HS)
2	Braun, Joshua	G	6-4	195	R-So.	Anthem, Ariz. (Westwind Prep Academy)
10	Carr, Shaq	G	6-2	170	Jr.	Las Vegas, Nev. (College of Southern Idaho)
22	Carrion, Adrian	G	5-11	170	So.	Seville, Spain (Colegio Alfarafe S.C.A.)
23	Clark, Darion	F	6-7	220	Gr.	Conyers, Ga. (Southern California)
4	Frayer, Oscar	G	6-7	190	Fr.	Hayward, Calif. (Moreau Catholic HS)
5	Jackson, Matt	F	6-8	210	So.	Melbourne, Australia (Diamond Valley)
42	Martin, Gerard	G	6-6	195	R-So.	Manly, Australia (Australian Institute of Sport)
15	Miller, Chris	G	6-2	195	R-Jr.	Peoria, Ariz. (Northern Arizona)
35	Nudo, Kenzo	G	6-4	200	R-Fr.	Scottsdale, Ariz. (Chaparral HS)
0	Russell, DeWayne	G	5-11	155	Sr.	Peoria, Ariz. (Northern Arizona)
13	Sankare, Ibrahima	G	6-7	200	Fr.	Thiès, Senegal (SEED Academy)
21	Smith, Kerwin	F	6-9	200	R-So.	Dallas, Texas (Woodow Wilson HS)
12	Toure, Boubacar	C	6-11	215	R-Fr.	Dakar, Senegal (Phase One Academy)
24	Vernon, Keonta	F	6-6	225	So.	Tulare, Calif. (College of Southern Idaho)

## GRAND CANYON UNIVERSITY ARENA

Opened ..... Sept. 1, 2011  
Capacity ..... 7,000  
Arena Attendance Record ..... 7,413 (1/9/16)  
Grand Canyon Record at GCU Arena ..... 69-15 (.821)

## BASKETBALL COACHING STAFF

**Head Coach:** ..... Dan Majerle (4th season)  
Alama Mater ..... Central Michigan  
Grand Canyon Record ..... 59-38 (.608)  
WAC Record ..... 29-15 (.659)  
Overall Record ..... 59-38 (.608)  
**Associate Head Coach:** ..... Todd Lee (South Dakota)  
**Assistant Coach:** ..... Chris Crevelone (Adams State)  
**Assistant Coach:** ..... T.J. Benson (Weber State)  
**Director of Operations:** ..... Luke DallaRiva  
**Assistant Director of Operations/Video:** ..... Dethie Fall  
**Graduate Assistant:** ..... Ash Arnott  
**Graduate Assistnat:** ..... Brendan Sabeau  
**Performance Specialist:** ..... Derek Rosinski  
**Director of Sports Medicine:** ..... Geordie Hackett

## PROGRAM HISTORY

First Year of Basketball at GCU ..... 1949-50  
All-Time Record ..... 1,119-706 (.613)  
All-Time Division I Record ..... 59-38 (.608)  
All-Time WAC Record ..... 29-15 (.659)

## PRONUNCIATION GUIDE

Fiifi Aidoo ..... FEE-fee ay-DUE  
Nehemiah Allen ..... NEE-uh-my-uh  
Darion Clark ..... DARE-ee-on  
Gerard Martin ..... jared  
Dan Majerle ..... mar-LEE  
Kenzo Nudo ..... NEW-doh  
Ibrahima Sankare ..... e-bruh-HE-muh sawn-CAR-ay  
Boubacar Toure ..... BOO-buh-car tour-AY  
Keonta Vernon ..... KEY-on-tay

## HOME SWEET HOME

The Lopes have enjoyed playing their home games at Grand Canyon University Arena. Since the arena opened prior to the 2011-12 season, GCU has recorded a 69-16 (.812) record, proving to be quite the home-court advantage.

GCU continued their dominance at home last season, where they compiled an 18-2 record at GCU Arena for the 2015-16 season, including two victories in the CollegeInsider.com Post-season Tournament. The Lopes' 18 wins at home tied for the second most in the entire country.

An intimidating factor for opponents, the large Havocs student section has proven to be one of the best in the Western Athletic Conference. The Havocs create an imposing backdrop for visiting teams as they fill the bleachers with energy and enthusiasm.

"It's unbelievable," head coach Dan Majerle said. "We love our crowd, our student section, our overall crowd, our atmosphere here. We have a true home-court advantage and it's a pleasure to play here every night and our guys don't take it for granted."

### MOST HOME WINS IN NCAA DIVISION I (2015-16)

Rk.	Institution	Conference	W-L	Hm Wins
1	St. Mary's (Calif.)	West Coast	29-6	20
<b>2T</b>	<b>GRAND CANYON</b>	<b>WESTERN ATHLETIC</b>	<b>27-7</b>	<b>18</b>
2t	California	Pac-12	23-11	18
2t	Columbia	Ivy League	25-10	18
2t	Louisville	Atlantic Coast	23-8	18
2t	Northern Illinois	Mid-American	21-13	18
2t	Oregon	Pac-12	31-7	18
8t	Arizona	Pac-12	25-9	17
8t	Brigham Young	West Coast	26-11	17
8t	Indiana	Big 10	27-8	17
8t	Kentucky	Southeastern	27-9	17
8t	Purdue	Big 10	26-9	17
8t	Texas A&M	Southeastern	28-9	17
8t	Valparaiso	Horizon	30-7	17
15t	16 teams recorded 16 home wins in the 2015-16 season			16

## LOPES PICKED SECOND IN PRESEASON POLLS

Following their second place finish in the WAC standings a year ago, Grand Canyon was picked to finish second in both the coaches' and media WAC Preseason Polls for the second consecutive year.



New Mexico State received four first-place votes in the coaches' poll and 45 total points, while earning nine first-place votes in the media poll and 167 points overall. GCU received three first-place votes in the coaches' poll and eight first-place votes in the media poll.

### 2016-17 PRESEASON MEN'S BASKETBALL COACHES POLL

Rank	Team (First-place votes)	Points
1.	New Mexico State (4)	45
<b>2.</b>	<b>GRAND CANYON (3)</b>	<b>44</b>
3.	CSU Bakersfield (1)	38
4.	Utah Valley	27
T-5.	Seattle U	25
T-5.	UMKC	25
7.	UTRGV	13
8.	Chicagao State	7

### 2016-17 PRESEASON MEN'S BASKETBALL MEDIA POLL

Rank	Team (First-place votes)	Points
1.	New Mexico State (9)	167
<b>2.</b>	<b>GRAND CANYON (8)</b>	<b>165</b>
3.	CSU Bakersfield (2)	147
4.	Seattle U (1)	108
5.	Utah Valley (2)	100
6.	UMKC (2)	96
7.	UTRGV	56
8.	Chicagao State	25

## IN GOOD COMPANY

At 27-7 in 2015-16, the Lopes solidified their place at the top with the program's best season in Division I history, recording more wins than the previous high-mark of 17-15 in 2014-15. With their 19th win vs. CSU Bakersfield on Jan. 28, 2016, the Lopes became the first team in the nation to reach 19 wins last season.

Their success was notable not only at the institutional level or the conference level, but also at the national level. In 2015-16, Grand Canyon had the 14th-best winning percentage in the entire country.

### BEST WINNING PERCENTAGE IN NCAA DIVISION I

Rk.	Institution	Conference	W-L	Pct.
1	Villanova	Big East	35-5	.875
2	Kansas	Big 12	33-5	.868
3	Little Rock	Sun Belt	30-5	.857
4	SMU	AAC	25-5	.833
5	Chattanooga	Southern	29-6	.829
6	Michigan St.	Big Ten	29-6	.829
7	St. Mary's (Calif.)	West Coast	29-6	.829
8	North Carolina	Atlantic Coast	33-7	.825
9	Hawaii	Big West	28-6	.824
10	SFA	Southland	28-6	.824
11	Xavier	Big East	28-6	.824
12	Oregon	Pac-12	31-7	.816
13	Valparaiso	Horizon	30-7	.811
<b>14</b>	<b>GRAND CANYON</b>	<b>WESTERN ATHLETIC</b>	<b>27-7</b>	<b>.794</b>

## BATTLE OF THE BOARDS

Coach Dan Majerle stressed the importance of improving the Lopes' rebounding efforts prior to last season. The Lopes took the message to heart, ending the season with the fourth-highest year-over-year rebound margin improvement in the country.

For the 2014-15 season, the Lopes were outrebounded by an average of 3.5 rebounds per game. Just one year later, Grand Canyon's was outrebounding its opponents by an average of 3.9 rebounds per game. The +7.4 improvement in rebounding margin ranked fourth among Division I schools. Majerle's squad was 16-1 in 2015-16 when they outrebounded their opponent.

### REBOUNDING MARGIN IMPROVEMENT (DIVISION I SCHOOLS - 2014-15 to 2015-16)

Rk.	Institution	Reb Margin 2014-15	Reb Margin 2015-16	Improvement
1	Siena	-1.4	+7.8	+9.2
2	Longwood	-5.8	+2.2	+8.0
3	UT Arlington	+0.5	+8.4	+7.9
<b>4</b>	<b>GRAND CANYON</b>	<b>-3.5</b>	<b>+3.9</b>	<b>+7.4</b>
5	Mercer	+1.1	+8.4	+7.3

## THE GCU 10 IN 2 EFFECT

As part of its \$1 billion campus expansion, Grand Canyon University announced on Aug. 16, 2016 that it will complete construction of 10 new athletic facilities within the next two years as it continues its transition to NCAA Division I athletics.

One of these 10 facilities is a brand new practice facility for the men's and women's basketball teams. Adjacent to Grand Canyon University Arena, the practice facility will feature one main practice court with two side practice courts, coaches offices, a player's lounge, meeting spaces, a film room for both men's and women's basketball programs.

Additionally, the practice facility will feature a museum of artifacts from Phoenix sports icon Jerry Colangelo, who has strong ties to the university. The facility is expected to open in January 2017.

Other facilities part of #GCU10in2 are: GCU Stadium, baseball stadium, softball stadium, student-athlete development center, tennis facility, beach volleyball stadium, equipment room, GCU Golf Course practice facility, and an expansion to the Lopes Performance Center.





## JOSHUA SHOWING SOME BRAWN

Following a 2014-15 season that saw him named to the WAC All-Newcomer Team, Joshua Braun emerged as one of the top players in the conference and one of the best talents among mid-major schools, leading the Lopes in scoring, averaging 16.6 points per game was recognized by being named to the Preseason All-WAC Second Team. The sophomore from Anthem, Ariz. has shown that both the coaches and media that selected him were on to something.

In 33 games, Braun led the Lopes in scoring, averaging 16.9 points per game. For the season, he is shooting 44.3 percent from the field, including a 40.8 percent clip from three-point range, the second-best mark in the WAC. Since conference-play began, Braun averaged 18.8 points and 5.9 rebounds in 14 WAC games.

Braun's accomplishments in January did not go unnoticed either. He was named the Lou Henson Award National Player of the Week as well as the American Sports Network Player of the Week after recording two double-doubles in wins over Chicago State and UMKC on Jan. 21 and 23. Braun scored 19 points and grabbed 10 rebounds in only 27 minutes of action vs. Chicago State and then tied his career best with six three pointers en route to 31 points and 10 rebounds at UMKC.



Braun

## BRAUN AND RUSSELL EARN PRESEASON ALL-WAC HONORS

Following a 2014-15 season that saw him named to the WAC All-Newcomer Team, Josh Braun was recognized by being named to the Preseason All-WAC Second Team. The sophomore from Anthem, Ariz. has shown that both the coaches and media that selected him were on to something.

### 2016-17 PRESEASON ALL-WAC TEAM (COACHES POLL)

First Team (Player, School)	Second Team (Player, School)
Ian Baker, New Mexico State	LaVell Boyd, UMKC
Dedrick Basile, CSU Bakersfield	Antonio Green, UTRGV
<b>JOSHUA BRAUN, GCU</b>	Zach Nelson, Utah Valley
Martez Harrison, UMKC	William Powell, Seattle U
Brandon Westendorf, Seattle U	<b>DEWAYNE RUSSELL, GCU</b>

### 2016-17 PRESEASON ALL-WAC TEAM (MEDIA POLL)

First Team (Player, School)	Second Team (Player, School)
Ian Baker, New Mexico State	Jaylin Airington, CSU Bakersfield
Dedrick Basile, CSU Bakersfield	Antonio Green, UTRGV
<b>JOSHUA BRAUN, GCU</b>	Dan Kimasa, UTRGV
Martez Harrison, UMKC	Zach Nelson, Utah Valley
Brandon Westendorf, Seattle U	Deshaun Sunderhause, Seattle U

## BRAINS AND BRAUN

Joshua Braun was named to the 2015-16 CoSIDA first-team Academic All-America Division I men's basketball team by the College Sports Information Directors of America (CoSIDA).

A native of Anthem, Ariz., Braun carried a 3.83 GPA in business management last year. He was Grand Canyon's first-ever first team selection in men's basketball and the first since Kevin Warren earned second team honors in 1986.

Braun was joined on the first team by graduate student Jarrod Uthoff of Iowa, senior Marcus Paige of the University of North Carolina, senior Shavon Shields of the University of Nebraska and junior Canyon Barry of the College of Charleston. The five members of the CoSIDA Academic All-America Division I men's basketball first team had an average GPA of 3.68.

The Lopes now have 28 Academic All-Americans in school history and Braun was the ninth student-athlete to be named to the first team. Additionally, Braun became just the 23rd first-team Academic All-American in men's basketball from the WAC and the first since Eric Castro of SMU in 2005.

Braun graduated with his bachelors degree in May and has started working towards his Masters of Business Administration.



## JB FOR THREE

Entering his third year of play, Joshua Braun has steadily climbed up the ranks in the GCU record books. After draining 57 3-pointers his freshman season, Braun followed that up with 73 treys during the 2015-16 season, bringing his total to 131 career 3-pointers.

With two years of eligibility remaining, Braun needs to make 67 3-pointers over the next two seasons to surpass Richard Davis as the school's all-time leading 3-point shooter. Davis hit 197 career 3-pointers for the Lopes from 2005-07, including a school-record 107 3-pointers during the 2005-06 season.

## PUT HIM ON THE LINE

Joshua Braun was fantastic from the free throw line in 2015-16, shooting a WAC-best 86.8 percent from the charity stripe on the season. His 203 free throws made ranked him 12th overall in the country.

The most impressive thing to consider with Braun's free throw percentage was the number of free throw attempts he had throughout the season. If you factor that in, Braun had the third best free throw percentage in the country among players that had at least 200 attempts last season.

### HIGHEST FREE THROW PERCENTAGE (MIN: 200 FTA)

Rk.	Player	School	FTM	FTA	FT%
1	Buddy Hield	Oklahoma	176	200	.880
2	Ethan Telfair	Idaho State	205	236	.869
<b>3</b>	<b>JOSHUA BRAUN</b>	<b>GRAND CANYON</b>	<b>203</b>	<b>234</b>	<b>.868</b>
4	Anthony Barber	North Carolina State	237	274	.865
5	Obi Emegano	Oral Roberts	198	232	.853
6	Elijah Brown	New Mexico	217	255	.851
7	Andrew Andrews	Washington	273	321	.850
8	Kay Felder	Oakland	239	282	.848

## HIGHLY RATED

Part of what makes Joshua Braun so difficult to guard is his ability to shoot from the outside as well as play in the paint, after a year of playing the power forward position for the Lopes in 2014-15. Mix that in with his 86.8 free throw percentage, and its evident Braun can score any way head coach Dan Majerle needs him to.

According to *College Basketball Reference*, Braun ranked no. 5 in the country with an offensive rating of 132.79 in 2015-16. Braun's total was the 24th best total in the NCAA since the 2009-10 season. Offensive rating is calculated by the number of points produced per 100 possessions.

### HIGHEST OFFENSIVE RATING (2015-16)

Rk.	Player	School	Points
1	Thomas Walkup	Stephen F. Austin	137.9
2	Bryn Forbes	Michigan State	134.5
3	James Thompson IV	Eastern Michigan	134.3
4	John Konchar	IPFW	133.4
<b>5</b>	<b>JOSHUA BRAUN</b>	<b>GRAND CANYON</b>	<b>132.8</b>
6	Jameel Warney	Stony Brook	132.7
7	Isaiah Miles	St. Joseph's	132.3
8	Derrick Griffin	Texas Southern	132.2

## BACK FOR ONE MORE

GCU was not ready to say goodbye to its floor leader last season. When DeWayne Russell transferred to Grand Canyon from Northern Arizona University in December 2013, it was thought that he would lose that season of eligibility, despite only playing in a single exhibition game for NAU vs. Arizona Christian in the 2013-14 season.

With the last home game of the regular season only three days away last February, Russell and the Lopes received word from the NCAA that Russell's season-of-competition waiver was approved, giving him eligibility for the 2016-17 season.

The only restriction came in that Russell will be required to sit out the first two regular season games of the 2016-17 season.




Russell

## VICTORY IN VEGAS

Despite not being eligible for the NCAA tournament for another two years, the Lopes made some noise last year in their first tournament appearance of the season. Coming off an upset of San Diego State on the road, the Lopes moved on to Las Vegas to take part in final two rounds of the Global Sports Classic on Dec. 21 and 22.

In the semifinal round, the Lopes erased a nine-point second half deficit to defeat the Houston Cougars 78-69 behind DeWayne Russell's 20 points and 6 assists to move onto the tournament championship game against Marshall.

The following day, the Lopes once again came from behind to win their fourth game in a row. Braun was named the tournament MVP after scoring 20 points in the championship game.



## TERRIFIC TRANSFERS

GCU's Grandy Glaze was the recipient of the 2016 Riley Wallace Award, given annually to the top transfer in Division I college basketball. The transfer from Saint Louis made an immediate impact with the Lopes, leading the WAC in field goal percentage (59.6), ranked second in rebounding (8.8) and eighth in scoring (14.0).

The Lopes welcome in another graduate transfer for the 2016-17 season. Darion Clark, a 6-7 forward from Conyers, Ga., will join GCU for his fifth season after spending the last two seasons at USC, where he saw action in 58 games, averaging 4.3 points and 5.2 rebounds in 17.1 minutes per game.

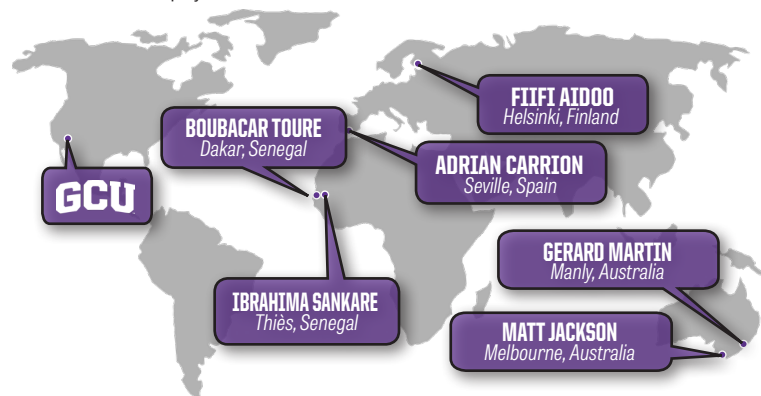


Clark

Clark missed the last eight games of the 2015-16 season due to injury and USC struggled in his absence. The Trojans were 19-7 in 26 games with Clark in the lineup, but just 2-6 in the eight games he was out, including a season-ending first round loss in the NCAA tournament

## INTERNATIONAL FLAVOR

Head coach Dan Majerle and his staff have covered the country looking for the best talent to recruit to play for the Lopes. For the 2016-17 season, they've extended into international borders as well. Six of the 16 players on the roster hail from countries outside of the United States.



## AUSTRALIAN CONNECTION


The Lopes' duo of Matt Jackson and Gerard Martin are united by the fact that they traveled over 8,000 miles to attend GCU from Australia. But home country isn't the only thing uniting the two Lopes.

While Jackson's hometown of Greensborough and Martin's hometown of Manly are nearly nine hours apart, the two were teammates prior to joining Majerle's squad. They joined forces in 2012 at the FIBA U17 World Championship, leading Australia to a silver medal. Along with Jackson and Martin, Team Australia was led by the likes of Ben Simmons (2016, 1st Overall Pick, Philadelphia 76ers) and Dante Exum (2014, 5th Overall Pick, Utah Jazz).

"We're lucky we have the means to be able to go to Australia and recruit," Majerle told Sports360AZ. "Matt has really gotten better. He can stretch the floor and shoot. I'm proud of Gerard. He's worked extremely hard. You can just throw him on the floor and he can guard any position out there."



Jackson



Martin

## MIDNIGHT MADNESS: THE APOCO-LOPES!

The Grand Canyon men's and women's basketball programs hosted their annual Midnight Madness event to tip off the season on Oct. 8, as over 7,000 fans piled into GCU Arena to welcome their Lopes for the 2016-17 season.



"I cannot thank our university enough for all the work they put into Midnight Madness," head coach Dan Majerle said. "To have 7,200 students rock the place makes it a special night for our players and staff. This is what we show our recruits and this is just a preview of what we will play in front of this season. This is as good of a Midnight Madness as there is in the country."

The support for GCU basketball was evident on campus as students began lining up at 4 p.m. Friday afternoon. Once the doors opened for the fans to enter GCU Arena, the show began as Thunder welcomed the crowd followed up by the Havocs starting the party.

The GCU cheer and dance team put on a show for the fans and after the GCU drumline pumped up the crowd, the basketball teams were introduced for the first time. Majerle and women's head coach Trent May arrived in style as May roared in on an ATV and Majerle shook the arena coming in on a motorcycle.

## TOURNAMENT TEAM TESTED

The Lopes schedule picked up significantly in their third year of transition to Division I play last season, having a number of teams that qualified for the NCAA Tournament and the National Invitation Tournament (NIT) the previous year. On Nov. 30, Grand Canyon took down Hampton University 63-51 at GCU Arena. Three nights later, the Lopes took down head coach Dan Majerle's alma mater, Central Michigan, 75-72 to avenge their loss at Mount Pleasant a year prior.

Grand Canyon was unable to keep their winning strike alive with a quick turnaround in traveling to Louisville, Ky. for their first road game of the season against the No. 24 Cardinals, falling 111-63. The Lopes picked up arguably their biggest win in program history though when they went into Viejas Arena at San Diego State and knocked off the Aztecs 52-45. In a defensive battle that saw numerous lead changes down the stretch, the Lopes scored the game's final 7 points to pull off the upset win. The Aztecs had qualified for the NCAA Tournament for six consecutive seasons.

The Lopes took down WAC foe New Mexico State for the first time in program history on Jan. 9, 2016, fighting back from a first-half deficit to beat the Aggies 79-75. New Mexico State got the best of the Lopes in the matchup in Las Cruces, taking advantage of a poor-shooting second-half as the Aggies took home a 70-50 win.

The Lopes' final game against 2015 tournament teams came March 1 in a road matchup at No. 24 Saint Mary's. GCU battled to within two points with five minutes to go in the game, but fell 73-64 to the Gaels at McKeon Pavilion.

## RUSSELL GIVETH AND TAKETH AWAY

DeWayne Russell's scoring numbers in 2015-16 might not have been where they were in 2014-15, but the guard from Peoria, Ariz. did exactly what his head coach was asking of him. With a more balanced team, Russell was able to control the floor and distribute the ball to teammates. As good as was giving the ball up, he was just as good at taking it away.

Last season, Russell led the WAC in assists and was third in steals, averaging 5.4 assists and 1.3 steals per game on the season. In the Dec. 28 win over SIUE, Russell recorded his second double-double of the season with 11 points and 10 assists. Russell has also added five double-figure assist games this season. Russell had the 11th most double-digit assist games in the entire country in 2015-16. Only three of the 10 ahead of him return in 2016-17.

### 10-PLUS ASSIST GAMES IN 2015-16 (among players returning to NCAA in 2016-17)

Rk.	Institution	Yr	School	10+ Ast
1	Jordan Johnson	Jr	Milwaukee	10
2	Monte Morris	Sr	Iowa State	7
3	Jaaron Simmons	RS-Jr	Ohio	6
<b>4T</b>	<b>DEWAYNE RUSSELL</b>	<b>SR</b>	<b>GRAND CANYON</b>	<b>5</b>
4t	Devonte Hall	Jr	Northwestern State	5
4t	Maurice Watson Jr.	Sr	Creighton	5
7t	Nick Coppola	Sr	Louisiana-Monroe	4
7t	Cornell Johnston	Jr	Eastern Illinois	4
7t	Bryant McIntosh	Jr	Northwestern	4

## SHAQ ATTACK

The Lopes were excited about the addition of Shaq Carr for the 2016-17 season. The junior from North Las Vegas, Nev. joined the Lopes from the College of Southern Idaho, where he played alongside Keonta Vernon in 2014-15.

Carr made his GCU debut on Saturday at Cameron Indoor Stadium against No. 1 Duke and stepped up to the challenge. He led all GCU players with 18 points and 8 assists in 38 minutes of play.

"I knew he was a real good passer with quickness and a good athlete," Majerle said of Carr. "He has to learn to finish a little bit better around the basket. I thought he did really well for his first game."



Carr

## WATCH PARTY (PART II)

Following a 2015-16 season that saw him named to the Lou Henson All-America Team, Joshua Braun was one of three WAC men's basketball players to be named to the Lou Henson Preseason Watch List, an award given to the nation's top Division I mid-major player.

Lou Henson coached for 41 years. When he left the game in 2005, he was sixth all-time in career Division I wins with 779. He is the winningest coach at both Illinois and NM State and is one of only 12 coaches in the history of the game to take two schools to the Final Four.

The recipient of the 2017 Lou Henson Award will be announced at the CollegeInsider.com awards banquet on April 31 in Phoenix, site of the men's Division I Basketball Championship. New Mexico State's Ian Baker and CSU Bakersfield's Dedrick Basile were other WAC players added to the list.



## MILSTEAD SIGNS NATIONAL LETTER OF INTENT

On Wednesday, Nov. 9, GCU received a National Letter of Intent from Bay Area point guard Damari Milstead to join the Lopes next season.

Milstead, a 6-2, 160-pounder from Moreau Catholic High School in Hayward, Calif., averaged 19.1 points, 5.4 assists, 3.0 rebounds and 3.3 steals last year for a Mariner team that went 25-5, and included current GCU freshman, Oscar Frayer.

"[Oscar and I] are best friends and always talked about going to college together," Milstead told the Arizona Republic last month. "He made me feel comfortable on my visit and the other guys made me feel a part of the family."

## GLAZE, ALEXANDER EARN D-LEAGUE ROSTER SPOTS

After an impressive year with the Grand Canyon men's basketball program, Grandy Glaze was selected with the seventh pick in the third round by the Delaware 87ers in the 2016 NBA D-League Players Draft.

Glaze made quite the impression on the Philadelphia 76ers organization as he participated in their pre-draft workout, leading up to the NBA Draft. Glaze is the first player from GCU to be selected in the NBA D-League Draft under Majerle and the first since GCU made the jump to Division I.

Glaze made the most of his final year of eligibility, earning national headlines as the 2016 Riley Wallace award winner, given to the top transfer in Division I college basketball after averaging 14.0 points and 8.8 rebounds while shooting just under 60 percent from the field for the 2015-16 season under Majerle. He was a consistent force in the paint, leading the Lopes with 14 double-doubles, including single-game highs of 29 points and 15 rebounds.

"We want to continue to bring in better players that have the chance to develop and play at the next level," Majerle added. "The sad thing about Grandy is we only had him for a year. We will always work hard for our players that want to put in the effort and play on the professional level."

GCU is starting to make some noise in the D-League as Glaze was selected by the 87ers and former GCU standout, Daniel Alexander, made the Northern Arizona Suns roster. Alexander averaged 10.1 points and 5.2 rebounds in 52 career games over two seasons with the Lopes from 2013-2015.

## GAME I: DUKE 96, GRAND CANYON 61

## Official Basketball Box Score -- Game Totals -- Final Statistics

## Grand Canyon vs Duke

11/12/16 5:35 p.m. at Cameron Indoor Stadium (Durham, N.C.)

## Grand Canyon 61 • 0-1

#	Player		Total		3-Ptr		Rebounds			PF	TP	A	TO	Blk	Stl	Min
			FG-FGA	FG-FGA	FT-FTA	Off	Def	Total								
04	Frayer, Oscar	f	4-12	0-5	0-0	0	5	5	4	8	0	2	2	1	35	
23	Clark, Darion	r	2-6	0-0	1-3	2	1	3	2	5	0	2	0	2	10	
02	Braun, Joshua	g	2-6	1-2	0-0	2	3	5	5	5	0	1	0	0	33	
10	Carr, Shaq	g	8-17	0-1	2-3	2	1	3	3	18	8	8	0	0	38	
42	Martin, Gerard	g	3-6	2-4	2-4	0	5	5	4	10	1	6	0	2	31	
01	Aldoo, Filfi		0-0	0-0	0-0	0	1	1	0	0	1	1	0	0	16	
21	Smith, Kerwin		2-3	0-0	0-0	1	0	1	3	4	0	0	0	0	15	
24	Vernon, Keonta		5-12	0-0	1-2	1	3	4	5	11	1	1	0	2	22	
	Team					2	2	4								
Totals			26-62	3-12	6-12	10	21	31	26	61	11	21	2	7	200	

FG % 1st Half: 13-36 36.1% 2nd half: 13-26 50.0% Game: 26-62 41.9%  
 3FG % 1st Half: 2-7 28.6% 2nd half: 1-5 20.0% Game: 3-12 25.0%  
 FT % 1st Half: 1-4 25.0% 2nd half: 5-8 62.5% Game: 6-12 50.0%

Deadball  
Rebounds  
3

## Duke 96 • 2-0

Game 50 - 12-1

#	Player		Total		3-Ptr	Rebounds				PF	TP	A	TO	Blk	Stl	Min
			FG-FGA	FG-FGA	FT-FTA	Off	Def	Tot								
02	Chase Jeter	f	0-2	0-0	3-4	1	1	2	4	3	0	2	3	3	22	
21	Amile Jefferson	r	6-7	0-0	3-6	2	5	7	2	15	1	2	5	3	28	
03	Grayson Allen	g	8-17	4-12	5-7	0	10	10	3	25	4	3	0	3	37	
05	Luke Kennard	g	5-7	2-3	2-4	0	5	5	2	14	6	4	0	2	36	
13	Matt Jones	g	4-14	1-8	2-2	2	4	6	1	11	5	1	0	3	37	
12	Javin DeLaurier		1-1	0-0	0-0	1	0	1	2	2	1	0	0	0	6	
15	Frank Jackson		7-10	4-6	3-4	2	2	4	4	21	2	3	0	0	25	
30	Antonio Vrankovic		0-1	0-0	2-2	1	1	2	1	2	1	0	0	0	5	
41	Jack White		1-1	0-0	1-2	0	1	1	0	3	0	0	0	0	4	
Team						1	0	1								
Totals			32-60	11-29	21-31	10	29	39	19	96	20	15	8	14	200	

FG % 1st Half: 15-31 48.4% 2nd half: 17-29 58.6% Game: 32-60 53.3%  
 3FG % 1st Half: 5-17 29.4% 2nd half: 6-12 50.0% Game: 11-29 37.9%  
 FT % 1st Half: 11-17 64.7% 2nd half: 10-14 71.4% Game: 21-31 67.7%

Deadball  
Rebounds  
7

Officials: Les Jones, Ted Valentine, Trey Styons  
 Technical fouls: Grand Canyon-None. Duke-None.  
 Attendance: 9314

2016 Hall of Fame Tip-Off  
 GCU - Braun fouled out at 7:03 in 2nd  
 Vernon fouled out at 2:59 in 2nd

Score by periods	1st	2nd	Total
Grand Canyon	29	32	61
Duke	46	50	96

Points	In	Off	2nd	Fast	Bench
GCU	38	16	6	4	15
Duke	40	22	12	13	28

Last FG - GCU 2nd-02:13, DU 2nd-00:55.  
 Largest lead - GCU by 6 1st-14:47, DU by 35 2nd-00:55.  
 GCU led for 07:22, DU led for 30:38. Game was tied for 02:00.

Score tied - 3 times.

Lead changed - 2 times.

## DAN MAJERLE POSTGAME QUOTES:

**(on team's quickness giving Duke problems early)** "I don't think we ever did what we wanted to. This is a brand new season for our team. We had two of our starters out in DeWayne Russell and Matt Jackson. Darion Clark, our five man, was hurt right before the game. I didn't even know if he was going to go. We had three guys in our starting lineup that had never played for me before. We were trying to figure each other out. To be honest, I didn't know what to expect. I was happy with the way we started off. We played well. I thought we played hard and did a good job. For our first game, obviously I'm not happy with the result, we kind of lost it there. But I thought maybe the first 12 or 13 minutes we played really good. We are just going to learn about our team as we go along. These first 10 games are the hardest stretch. We play four top-30 or top-35 teams with a lot of guys injured. We had eight scholarship guys dressed today. We just have to keep our heads up and keep working. I have to learn about my players and see what they can do."

**(on Shaq Carr filling in for DeWayne Russell)** "I was happy with Shaq, (but) eight turnovers and eight assists -- he's got to get tighter with the ball. We talked about that and we've talked about that during practice. That's something he's going to have to learn. I knew he was a real good passer with quickness and a good athlete. He has to learn to finish a little bit better around the basket. But overall, I thought he did really well for his first game, especially filling in for a guy like DeWayne, who we missed obviously. I was happy with Shaq, he just has to do a better job with not being so careless and loose with the basketball. Overall, pretty happy with him."

**(on Oscar Frayer's collegiate debut)** "Oscar doesn't play with any fear. I mean, he's got a long way to go. But I just told him to be an athlete and fly around and do what he does. He just loves playing basketball, and I think Oscar is going to be a really, really good player for us. I've just got to learn about him too, and he's going to be thrown into the fire right away. Playing in this atmosphere for his first college game, I thought he was really good."



## ABOUT THE NAISMITH MEMORIAL BASKETBALL HALL OF FAME TIP-OFF TOURNAMENT

The Basketball Hall of Fame hosts the annual Tip-Off Tournament each November. The Tip-Off Tournament is an NCAA exempt men's basketball tournament sponsored by the Metro Atlantic Athletic Conference (MAAC). Each year, top teams and conferences will compete in the Basketball Hall of Fame's event showcasing its talents in New England's only exempt Division I college basketball tournament. The original Tip-Off was held in Springfield for more than 25 years. The format has changed, but the name has remained the same.

Teams scheduled to participate in this year's Tip-Off tournament are: University at Albany (American East Conference), Brown University (Ivy League), University of Cincinnati (American Athletic Conference), Duke University (Atlantic Coast Conference), Grand Canyon University (Western Athletic Conference), Marist College (Metro Atlantic Athletic Conference), Penn State (Big Ten Conference) and University of Rhode Island (Atlantic 10 Conference).

"The Hall of Fame Tip-Off Tournament at Mohegan Sun has become one of the most competitive collegiate events in the month of November," said John L. Doleva, President and CEO of the Basketball Hall of Fame. "With the combination of elite talent and schools in close proximity to the venue, we're sure to have a great crowd and tremendous atmosphere for the fans."

The Metro Atlantic Athletic Conference will continue to serve as the host conference for the annual event. The MAAC has developed a strong partnership with the Basketball Hall of Fame, including the addition of a MAAC exhibit in the Hall of Fame museum in Springfield, Massachusetts.



## HEAD COACH DAN MAJERLE

### (on his initial thoughts on participating in 2016 Basketball Hall of Fame Tip-Off Tournament)

"Obviously we're very excited. Anytime we get to play in a tournament of this stature is great for Grand Canyon and for our kids. This being our fourth and final year of transition from Division II, we've been able to play in some fantastic arenas. We've played at Kentucky, at Louisville, at Indiana, at San Diego State, and now to be able start this off and opening at Duke, again a great place and one of the hallowed places to play, and it will be a great experience for our kids. Then playing at Penn State and the two games at Mohegan Sun, we're looking forward to the start of the season and being challenged by the No. 1 team in the NCAA."

### (on GCU Arena earning the reputation for a tremendous atmosphere and how he expects his players to react to playing at Cameron Indoor Stadium)

"It will be interesting. As you said, we have one of the finest student sections in all of college basketball. We sold out our exhibition game the other night—we had 7,200 people. We had 7,200 students for our Midnight Madness. Our kids enjoy playing there, but it's always different when you play in an atmosphere that's not for you. I'm looking forward to it, myself. I've never been in Cameron. I've heard about the Duke student section and what they do. I think it will be a really good experience, not only for the kids but for myself. I've played in some of the greatest arenas in the world as a player. I always enjoyed playing on the road against a hostile crowd. I'm anxious to see how our guys react to that. As I said, it will only make us a better team and stronger from playing in an environment like that. I know I'm looking forward to it and our kids can't wait."

### (on his coaching focuses and priorities so far this season)

"Right now, we're trying to stay healthy. We've had a rash of injuries that is really hitting us hard here as of late. We're going to be opening the season without all our players. We're going to be missing our starting point guard. We may be missing our four-man. We've had two guys go down with season injuries. We've got some new kids, some young freshmen and some transfers. I think it's going to take a little bit of time for our team to round into shape, but nobody really cares about that. We just have to go out and play as hard as we can and do the best we can. Right now, I just want to keep us healthy. Our biggest goal, all the time, is to be playing our best basketball when our conference season opens up and having a chance to win the Western Athletic Conference. With the schedule we have this year, it's going to be really tough. Opening up, we play a lot of games on the road, some really good teams. We play four teams in the top-35 in our first 10 games. It will be a great test for our guys. We just have to weather the storm and get better and hopefully get guys back healthy and be playing our best basketball when the WAC season opens up."

### (on who has taken on a leadership role on the team and who he expects big seasons from)

"Our top two players are returning guys. DeWayne Russell, who is our point guard and won't be playing in the first two games—he's a fifth year guy who is a tremendous leader. He had a great year last year. Josh Braun, who was an Academic All-American last year, he's a junior shooting guard. He was Preseason WAC Player of the Year this year. He's been tremendous as far as his leadership and what he does for this campus and our team, and he's a local kid. Those are two guys that we always rely on heavily and show up every day to work hard. Those two guys are the guys that are going to lead us all year long."

### (on how he defines a successful season for his team in the fourth and final year of transition)

"Last year, we went 27-7 and really made a name for ourselves and continued to get better. We had some huge wins on the road and at neutral sites. We finished second in the WAC and so this year, we have to continue to build on that. It's probably not going to be another 27 win season due to injuries and a tougher schedule. We just need to get better and get our guys better and then after this year, like I said hopefully win the WAC or be in the conversation, so when this transition period is over this year, next year we'll just be a little bit better. As I said, it's always been my goal since I've been here is that first year, to win the WAC and the WAC Tournament and get ourselves into the NCAA Tournament. That's what we push for every day when we practice, to continue to get better and develop our guys."

### (on how basketball has taken off on the campus of Grand Canyon)

"I came here three years ago and there were 4,000 students. There are now 17,500 students here. Our arena held 5,000 people. We sold out a lot of games our first year, pretty much just as a Division II team. Our president took the roof off the building and added another 2,200 seats. Now we hold 7,200. We sell out every game when the students are here. We have a 4,000-seat Havocs section, which is our student section, that go absolutely bananas. The support that we've had here, not only from Mr. Colangelo, but our President, has been overwhelming. It's been unbelievable what we've been able to do in our first three years as far as our growth and the growth of this campus. The facilities, they're building us a brand-new practice facility, which will be done in January. This place went from 100 acres to 300 acres as a campus and it just continues to grow every day. It's just a pleasure to work here with such great people. This is truly a really special place. To grow this fast and to have the success we've had in three years is pretty amazing."

### (on if he has been able to share a similar hard-nosed defensive mentality with his team as he had when he was a player)

"We're going to try. I think a sign of a good coach is if your team plays like you played or plays as your personality, and I think our guys have that personality. They play hard every game. They play hard for 40 minutes; they really get after it—they overachieve. And that's really all I can ask from them. We're still a work in process. As we get through the transition period, we're going to get better and better players. It's our job to make these guys as good as we can. One of the things I tell our guys all the time is that if I ask them to do something, it's not impossible and it's not too hard because it's something that I did as a player. I think that goes a long way with our guys because I was able to come from a Mid-American school at Central Michigan, which was a mid-major and make it to the pros. It's no secret that all these guys, all college athletes, want to go and play at the next level, whether it's overseas or in the NBA. I always tell them that here is the formula for you to do it and this is how hard you have to work both mentally and physically. I'm lucky enough that I have guys that will run through a wall for me and work extremely hard every day. I think we've done a great job of developing our guys. I couldn't be happier with the type of players that we have and how hard they work every day."



Grand Canyon University Arena has provided the Lopes a definitive home-court advantage since opening its doors before the 2011-12 basketball season. With a seating capacity of 7,200 and a prime location on campus, the venue is regularly packed to the rafters with students and fans, providing an electric atmosphere ripe for success.

During the past four years, the GCU men's team has been dominant in the arena, posting an overall record of 69-16, including a pair of 15-1 seasons before starting the transition to Division I. The Lopes' record playing a regular complement of Division I guests has been impressive as well, as GCU owns a 39-14 mark since 2013-14. The success on the court helped GCU to a pair of postseason tournament appearances in its first two years transitioning to the NCAA's highest level.

An intimidating factor for opponents, the large Havocs student section has proven to be one of the best in the Western Athletic Conference (WAC). The Havocs create an imposing backdrop for visiting teams as they fill the bleachers with energy and enthusiasm.

With a push from the Havocs, a packed house is becoming a regular occurrence and has led to an incredible rise in attendance for the men's team in the first four years since the GCU Arena opened. Home attendance has more than doubled since the arrival of the arena, with a per-game average of nearly 5,500 fans coming through the doors last year. Among that mark were three contests with raucous crowds of more than 7,000 fans while another upstart crowd of more than 6,500 witnessed the top highlight reel moment in the arena to date: a 68-65 upset of New Mexico on Dec. 23, 2014.

Student-athletes love the atmosphere while also enjoying first-class amenities. The facilities on the GCU campus are among the best in the conference and feature everything student-athletes need to be successful right at their fingertips. From an on-site medical facility to the strength and conditioning area and locker room with a players' lounge and study area, the Lopes have all the comforts of home just a short walk from student housing.

The facility originally broke ground in the summer of 2010 and was completed before the start of the following basketball season. It is owned and operated by the university.

## TOP 10 CROWDS AT GCU ARENA

7,413	Jan. 9, 2016	vs. New Mexico State
7,412	Dec. 30, 2014	vs. Harvard
7,315	March 14, 2016	vs. South Carolina State
7,249	Nov. 13, 2015	vs. Portland State
7,223	Feb. 20, 2016	vs. Chicago State
7,119	Jan. 28, 2016	vs. CSU Bakersfield
7,077	March 7, 2015	vs. Seattle U
7,050	Feb. 21, 2015	vs. New Mexico State
7,015	March 17, 2016	vs. Jackson State
6,987	Jan. 30, 2016	vs. Seattle U

## THE HAVOCS

The Havocs are some of the most dedicated and rowdy fans in all of collegiate sports. Over 3,000 students strong, they turn GCU athletic venues into some of the rowdiest and hostile environments in all of college sports. They use their unified group to help the community and volunteer with various non-profits and charitable organizations. Havocs strive to create a spirited community and sense of camaraderie for all students.

Known for their constant energy, support and pride, the Havocs support and encourage all GCU athletic teams, promote school spirit and build Lope pride and tradition – while upholding the four pillars and values of GCU. With positive sportsmanship and respect in mind, Havocs create an energetic environment for our fans and an intimidating atmosphere for opponents.

# HAVOCS

## WHAT THEY'RE SAYING

“GCU Arena has become one of college basketball’s rowdiest environments.”

New York Times

“The Havocs are the biggest party in college basketball.”

SB Nation

“Thunder Dan has that place rocking.”

Jeff Goodman, ESPN.com

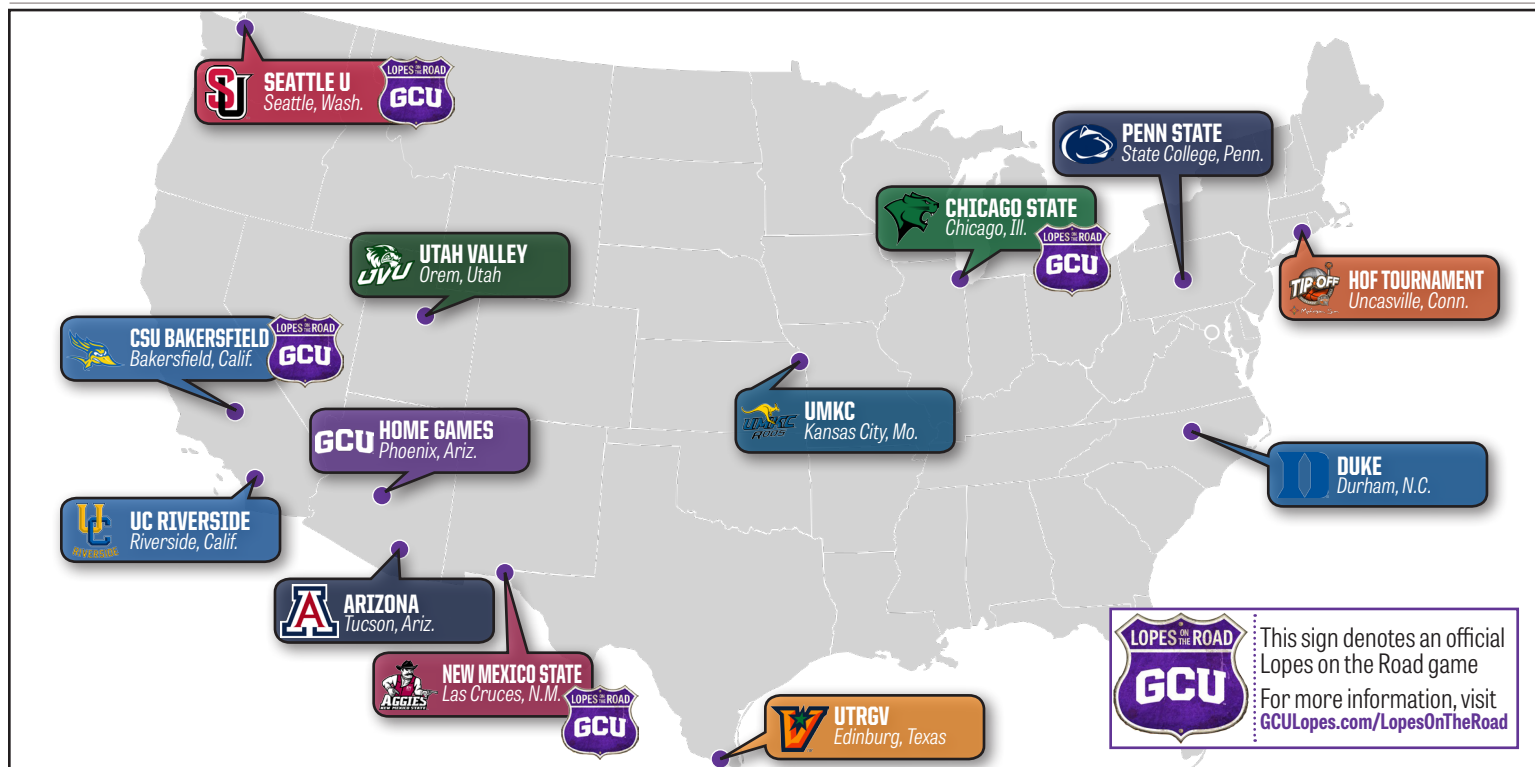
“The best basketball environment in the valley is GCU.”

Cameron Cox, KPNX-TV

“I can’t remember a more electric pregame atmosphere.” Vince Marotta, AZ Sports 98.7 FM



## WHERE ARE THE LOPES?



## 2016-17 SCHEDULE: BY THE NUMBERS

<b>15,823</b>	Approximate number of miles set to be traveled this season
<b>58.1</b>	Percentage of schedule played at home at GCU Arena
<b>22</b>	Games available via television broadcast*
<b>4</b>	Opponents that participated in NCAA Tournament in 2016
<b>.447</b>	2016 winning percentage of 2017 opponents
<b>8</b>	NCAA Division I Championships won by 2017 opponents

\*tentatively (broadcast schedule subject to change)

## OVERALL

Total Games	31
Non-Conference	17
Conference	14
Exhibition	1 <sup>^</sup>

## BY CONFERENCE

Western Athletic	14
Atlantic Coast	2
America East	1
Metro Atlantic Athletic	1
Mid-Eastern Athletic	1
Ohio Valley	1
Mountain West	1
Horizon	1
Pac-12	1
Southwestern Athletic	3
Big West	2
Sub-Division I	2

## BY MONTH

November	6 (1 <sup>^</sup> )
December	9
January	8
February	7
March	1

## BY LOCATION

Home	18 (1 <sup>^</sup> )
Away	11
Neutral	2

## BY DAY

Friday	1
Saturday	15
Sunday	1
Tuesday	4
Wednesday	3
Thursday	7 (1 <sup>^</sup> )
Monday	1

## BY STATE

Arizona	19 (1 <sup>^</sup> )
California	2
New Mexico	1
Illinois	1
Missouri	1
Connecticut	2
Pennsylvania	1
North Carolina	1
Texas	1
Utah	1
Washington	1

<sup>^</sup> exhibition vs. Adams State

## LOPES ON THE ROAD RETURNS

Introduced to Grand Canyon fans last year, Lopes on the Road is back with more events in more cities than ever before.

As part of a successful first year, many GCU alumni, students, faculty and fans had the chance to cheer on the Lopes at multiple men's basketball games. The events featured pregame tailgates and reception, allowing opportunities for attendees to meet and mingle with fellow Lopes.

This year, Lopes on the Road will showcase four sports, with the addition of women's basketball and men's soccer, in 12 cities across the nation. This extraordinary opportunity features four games in California and a 17-mile drive to the Salt River Fields in Scottsdale, Ariz., as the Grand Canyon baseball team takes

on the Arizona Diamondbacks on Feb. 22 in a friendly exhibition game during the MLB Spring Training season.

With one of the best home-court advantages in the nation and a 27-7 overall record during the 2015-16 season, head coach Dan Majerle and the men's basketball team hope to have a sea of purple support on the road when the Lopes travel to play four WAC opponents. Attendees will have the chance to catch games against conference rivals New Mexico State (Jan. 12), Chicago State (Jan. 28), Seattle U (Feb. 16) and CSU Bakersfield (Mar. 4).

Each registered attendee receives a complimentary ticket, concessions stand voucher and free GCU swag at check-in. To register, visit [GCU Lopes.com/LopesOnTheRoad](http://GCU Lopes.com/LopesOnTheRoad).

## 2016-17 LOPES ON THE ROAD SCHEDULE:

Date	Sport	Opponent	Location	Time
Oct. 16	Soccer (M)	Seattle U	Seattle, Wash.	6 PM
Nov. 22	Basketball (W)	Rice	Houston, TX	6 PM
Nov. 29	Basketball (W)	UC Riverside	Riverside, CA	7 PM
Jan. 12	Basketball (M)	NM State	Las Cruces, NM	7 PM
Jan. 28	Basketball (M)	Chicago State	Chicago, IL	7 PM
Feb. 16	Basketball (M)	Seattle U	Seattle, WA	7 PM
Feb. 22	Baseball	Diamondbacks	Salt River Fields	1 PM
Mar. 4	Basketball (M)	CSU Bakersfield	Bakersfield, CA	7 PM
Mar. 14	Baseball	UNLV	Las Vegas, NV	6 PM
Mar. 17	Baseball	Pepperdine	Malibu, CA	3 PM
Mar. 21	Baseball	New Mexico	Albuquerque, NM	5 PM
Apr. 7	Baseball	Sacramento State	Sacramento, CA	6 PM

## BROADCAST NOTES

Lopes fans will have the opportunity to follow their team every game of the 2016-17 season as GCU men's basketball game will be able to listen to all 32 games on FoxSports 910 AM Phoenix, KFYI 1230 AM or the iHeart Media App and watch 29 games on a variety of networks.

Date	Opponent	Time	Radio	TV
Nov. 3	Adams State (Exhib.)	7:00 p.m.		
Nov. 11	at Duke	5:30 p.m.		
Nov. 15	at Penn State	5:00 p.m.		
Nov. 19	vs Albany	6:00 p.m.		
Nov. 20	vs Marist	4:00 p.m.		
Nov. 25	Coppin State	7:00 p.m.		
Nov. 28	SIU-Edwardsville	7:00 p.m.		
Dec. 3	Louisville	7:00 p.m.		
Dec. 7	San Diego State	7:00 p.m.		
Dec. 10	Illinois-Chicago	7:00 p.m.		
Dec. 14	at Arizona	9:00 p.m.		
Dec. 17**	Mississippi Valley State	7:00 p.m.		
Dec. 20	Alcorn State	7:00 p.m.		
Dec. 22**	Arkansas Pine-Bluff	7:00 p.m.		
Dec. 28	Cal Poly	7:00 p.m.		
Dec. 31	at UC Riverside	3:00 p.m.		
Jan. 7	Utah Valley	7:00 p.m.		
Jan. 12	at New Mexico State	7:00 p.m.		
Jan. 14	At UTRGV	6:00 p.m.		
Jan. 17	San Diego Christian College	7:00 p.m.		
Jan. 21	Seattle	7:00 p.m.		
Jan. 26	at UMKC	6:00 p.m.		
Jan. 28	at Chicago State	1:00 p.m.		
Jan. 31	Bethesda	7:00 p.m.		
Feb. 4**	Cal State Bakersfield	7:00 p.m.		
Feb. 9	UTRGV	7:00 p.m.		
Feb. 11**	New Mexico State	7:00 p.m.		
Feb. 16	at Seattle	8:00 p.m.		
Feb. 18	at Utah Valley	7:00 p.m.		
Feb. 23	Chicago State	7:00 p.m.		
Feb. 25	UMKC	7:00 p.m.		
Mar. 4	at Cal State Bakersfield	8:30 p.m.		

\*\* Subject to change

## COLLEGE INSIDER MID-MAJOR TOP 25

The College Insider.com Mid-Major Top 25 Poll is made up of teams from the following conferences: America East, Atlantic Sun, Big Sky, Big South, Big West, Colonial, Horizon, Independents, Ivy, Metro Atlantic, Mid-American, Mid-Eastern, Missouri Valley, Northeast, Ohio Valley, Patriot, Southern, Southland, Southwestern, Summit, Sun Belt, West Coast, Western Athletic.



The CollegeInsider.com Mid-Major Top 25 is now in its 17th season of existence.

Rk.	Team	Record	Pts.	Prev.	Conference
1.	Gonzaga (22)	0-0	754	-	West Coast
2.	Saint Mary's (8)	0-0	745	-	West Coast
3.	Wichita State	0-0	655	-	Missouri Valley
4.	Illinois State	0-0	596	-	Missouri Valley
5.	Monmouth	0-0	571	-	Metro Atlantic
6.	UT Arlington	0-0	478	-	Sun Belt
7.	UNCW	0-0	461	-	Colonial
8.	Valparaiso (1)	0-0	444	-	Horizon
9.	Chattanooga	0-0	441	-	Southern
10.	Long Beach State	0-0	432	-	Big West
11.	Princeton	0-0	403	-	Ivy League
12.	Akron	0-0	387	-	Mid-American
13.	Belmont	0-0	363	-	Ohio Valley
14.	BYU	0-0	350	-	West Coast
15.	Fort Wayne	0-0	334	-	Summit
16.	Ohio	0-0	217	-	Mid-American
17.	Northern Iowa	0-0	212	-	Missouri Valley
18.	Stephen F. Austin	0-0	202	-	Southland
19.	North Dakota State	0-0	194	-	Summit
20.	Florida Gulf Coast	0-0	178	-	Atlantic Sun
21.	ETSU	0-0	135	-	Southern
22.	Siena	0-0	122	-	Metro Atlantic
23.	<b>GRAND CANYON</b>	<b>0-0</b>	<b>107</b>	-	<b>WESTERN ATHLETIC</b>
24.	New Mexico State	0-0	102	-	Western Athletic
25.	Yale	0-0	83	-	Ivy League

UPDATED: October 26, 2016

**OTHERS RECEIVING VOTES:** Little Rock 75, Harvard 71, Oakland 66, Vermont 63, Winthrop 60, Iona 65, UC Irvine 57, Green Bay 54, Weber State 48, South Dakota State 45, Mercer 40, Sam Houston State 40, Hofstra 38, Hawaii 33, Buffalo 31, Montana 30, Pepperdine 27, North Florida 23, Ball State 21, Bucknell 21, Albany 19, James Madison 19, Towson 17, Murray State 15, Georgia Southern 13, Georgia State 13, Lehigh 13, Stony Brook 13, UNC Asheville 13, William & Mary 12, Northwestern State 9, Missouri State 8, Texas Southern 7, Evansville 6, Eastern Michigan 5, Southern Illinois 5, Southern 4, Texas A&M Corpus Christi 4, Coastal Carolina 2, CSU Bakersfield 2, North Dakota 1, Wofford 1.

**VOTING PANEL:** Casey Alexander (Lipscomb), Roman Banks (Southern), Randy Bennett (St. Mary's), Will Brown (Albany), Jamion Christian (Mount St. Mary's), Jon Coffman (IPFW), Jim Engles (Columbia), James Fox (Appalachian State), Tyler Geving (Portland State), Derrin Hansen (Nebraska-Omaha), Steve Hawkins (Western Michigan), Jason Hooten (Sam Houston State), Brian Jones (North Dakota), James Jones (Yale), Mike Jones (Radford), Robert Jones (Norfolk State), Greg Kampe (Oakland), Danny Kaspar (Texas State), Tod Kowalczyk (Toledo), Greg Lansing (Indiana State), Jim Les (UC Davis), Dan Majerle (Grand Canyon), Gregg Marshall (Wichita State), Bob Marlin (UL-Lafayette), Ritchie McKay (Liberty), Niko Medved (Furman), Rob O'Driscoll (Drexel), Jimmy Patsos (Siena), G.G. Smith (Loyola), Damon Stoudamire (Pacific), Jay Spoonhour (Eastern Illinois).

\* Southern University head coach Roman Banks is the chairman of the Top 25 voting panel for the 2016-17 season.

## HEAD COACH DAN MAJERLE



### THE MAJERLE FILE

#### HEAD COACH

**Fourth Season at Grand Canyon**  
**Alma Mater: Central Michigan, '88**

Coaching Record	Overall W	Overall L	Conference W	Conference L
2016-17 - GCU	0	1	0	0
2015-16 - GCU	27	7	11	3
2014-15 - GCU	17	15	8	6
2013-14 - GCU	15	15	10	6
<b>Career Totals</b>	<b>59</b>	<b>38</b>	<b>29</b>	<b>15</b>

#### COACHING LEDGER

2013-17 ..... Grand Canyon (Head Coach)  
2008-13 ..... Phoenix Suns (Assistant Coach)

Former NBA All-Star, Olympian and World Team member Dan Majerle took over the Grand Canyon men's basketball program on March 18, 2013 when he was named the 13th head coach in school history.

It's been quite an impressive run in the Valley for the former Phoenix Suns star. In his first three years, he amassed 59 wins and three postseason berths on the sideline.

Majerle quickly made his mark, guiding the Lopes to a second-place finishes in the Western Athletic Conference in 2014-15 and 2015-16. For the third year in a row under Majerle, the CollegeInsider.com postseason tournament picked the Lopes to play in the postseason as GCU finished an overall mark of 27-7, including 11-3 in conference play. Among the highlights of the season was a road win over San Diego State, 52-45, on Dec. 18, 2015. The Lopes followed that up with victories over Houston and Marshall to win the Global Sports Classic in Las Vegas, Nev. GCU broke the GCU Arena attendance record when the broke New Mexico State's 14-game winning streak in WAC play. On the season, GCU won 18 games at home, ranking them second in the country.

Behind Majerle's presence and a rising team, GCU averaged 5,413 fans over 21 home games in 2014-15, when they finished with an overall mark of 17-15. It was an increase in average attendance from the previous season of 1,030 fans per game, the 24th-highest increase in the NCAA last year. Among its 13 wins at home was a keystone victory against New Mexico, 68-65, on Dec. 23, 2014.

Majerle completed his first year at GCU in 2013-14 by being named a finalist for the Joe B. Hall award, which is given to the most outstanding first-year Division I head coach. Being nominated for such an honor came after guiding the team to a 15-15 overall record in its first year of reclassification to Division I. The Lopes, originally tabbed to finish eighth in the Western Athletic Conference, used a 10-6 conference mark to claim third place among the nine teams. GCU also received a bid to the CollegeInsider.com postseason tournament, its first at the Division I level.

Before starting his tenure at Grand Canyon, Majerle spent five years as an assistant coach with the NBA's Phoenix Suns from 2008-13. He is one of the most popular figures in Suns history, having also played eight seasons

with the team from 1988 to 1995 and 2001-02.

In all, Majerle played 14 seasons in the NBA and averaged 11.4 points over 955 career games. He made three All-Star appearances and also was named to the 1990-91 and 1992-93 NBA All-Defensive second team. He led the league in 3-pointers made (192) in 1993-94.

Majerle, the 14th overall selection in the 1988 NBA Draft by the Suns, was runner-up by one vote to the Indiana Pacers' Detlef Schrempf for the league's Sixth Man Award in 1990-91 with averages of 13.6 points and 5.4 rebounds per game. He averaged a career-best 17.3 points during the 1991-92 season, the same year that he was selected for his first NBA All-Star Game.

Majerle made his second consecutive trip to the All-Star Game in 1992-93 and finished tied for the league lead in 3-point field goals with 167. He set a Suns record with eight 3-pointers made on Jan. 30, 1993, and did it once more in Game 5 of the Western Conference finals against the Seattle SuperSonics.

Following the 1993-94 season, Majerle was named one of the members of Dream Team II, the U.S. basketball squad that won gold at the 1994 World Championship of Basketball in Ontario, Canada. This was Majerle's second time representing his country, the first coming with the U.S. Olympic basketball team that won the bronze medal at the 1988 Olympics in Seoul, South Korea, where he played under iconic basketball coach John Thompson. That same year, he was named the Olympic Athlete of the Year.

He was chosen as a starter for his third All-Star Game in 1994-95 as he averaged 17.4 points in the first half of the season, becoming the first reserve to be voted an All-Star starter since fan balloting began in 1975.

Majerle, originally from Traverse City, Mich., played college basketball at Central Michigan, where he averaged more than 20 points in three of his four seasons and was an All-Mid-American Conference selection each year of his career. During his senior season, he averaged 23.7 points and 10.8 rebounds while hitting 52.2 percent from the field. He completed his career at CMU ranked second all-time in scoring, steals and field-goal percentage.

In 2003, Majerle's outstanding playing career was recognized by the Phoenix Sun when they placed him in the prestigious Ring of Honor. Each year since then, the Suns organization has handed out the Dan Majerle Hustle Award, given to the player who most personifies the same hustle and determination displayed by Majerle in his playing career.

## GCU RECORD WHEN...

	2016-2017	Majerle Era
Grand Canyon University Arena	0-0	39-13
Home	0-0	39-14
Road	0-1	16-20
Neutral Site	0-0	4-2
Overtime games	0-0	0-1
Leading at the half	0-0	44-13
Behind at the half	0-1	10-25
Tied at the half	0-0	6-0
Scoring 0-59 points	0-0	1-13
Scoring 60-69 points	0-1	12-16
Scoring 70-79 points	0-0	22-6
Scoring 80-89 points	0-0	17-2
Scoring 90-99 points	0-0	7-0
Scoring 100-plus points	0-0	0-1
Game decided by 1-5 points	0-0	16-3
Game decided by 6-9 points	0-0	13-3
Game decided by 10-15 points	0-0	14-5
Game decided by 16 points or more	0-1	16-13
GCU out-rebounds the opponent	0-0	37-7
GCU is out-rebounded by the opponent	0-1	17-27
Same number of rebounds	0-0	5-4
Recording 50-plus rebounds	0-0	1-0
Recording 40-plus rebounds	0-0	10-0
Recording 35-39 rebounds	0-0	15-5
Recording 30-34 rebounds	0-1	17-12
Recording 25-29 rebounds	0-0	13-9
Recording 20-24 rebounds	0-0	1-10
Recording less than 20 rebounds	0-0	2-2
GCU with better shooting percentage	0-0	50-6
GCU with worse shooting percentage	0-1	9-32
Same shooting percentage	0-0	0-0
GCU shooting .500-plus FG pct.	0-0	21-3
GCU shooting .450-.499 FG pct.	0-0	18-4
GCU shooting .400-.449 FG pct.	0-1	15-13
GCU shooting less than .400 FG pct.	0-0	5-18
GCU with fewer TOs than opponent	0-0	32-11
GCU with more TOs than opponent	0-1	22-25
GCU with same number of TOs	0-0	5-2
GCU with fewer fouls than opponent	0-0	43-9
GCU with more fouls than opponent	0-1	13-25
Same number of fouls	0-0	3-3
In November	0-1	11-8
In December	0-0	14-11
In January	0-0	16-6
In February	0-0	12-8
In March	0-0	6-5
vs. AP Poll ranked teams	0-1	0-3





**0 DEWAYNE RUSSELL**  
G • 5-11 • 155  
RS Senior  
Peoria, Ariz.



**1 FIIFI AIDOO**  
G • 6-2 • 200  
Freshman  
Helsinki, Finland



**2 JOSHUA BRAUN**  
G • 6-4 • 220  
RS Junior  
Anthem, Ariz.



**4 OSCAR FRAYER**  
F • 6-6 • 191  
Freshman  
Oakland, Calif.



**5 MATT JACKSON**  
F • 6-8 • 230  
Junior  
Melbourne, Australia



**10 SHAQ CARR**  
G • 6-2 • 172  
Junior  
North Las Vegas, Nev.



**12 BOUBACAR TOURE**  
C • 6-11 • 240  
RS Freshman  
Dakar, Senegal



**13 IBRAHIMA SANKARE**  
G • 6-7 • 200  
Freshman  
Thies, Senegal



**15 CHRIS MILLER**  
G • 6-4 • 197  
Junior  
Peoria, Ariz.



**21 KERWIN SMITH**  
F • 6-9 • 222  
RS Sophomore  
Dallas, Texas




**22 ADRIAN CARRION**  
G • 5-11 • 173  
Junior  
Seville, Spain



**23 DARION CLARK**  
F • 6-7 • 235  
RS Senior  
Conyers, Ga.



**24 KEONTA VERNON**  
F • 6-6 • 242  
Junior  
Tulare, Calif.



**35 KENZO NUDO**  
G • 6-4 • 204  
RS Freshman  
Scottsdale, Ariz.



**40 NEHEMIAH ALLEN**  
G • 6-6 • 170  
Freshman  
Lake Oswego, Ore.



**42 GERARD MARTIN**  
G • 6-6 • 223  
RS Sophomore  
Manly, Australia



**HEAD COACH DAN MAJERLE**  
4th Season at GCU  
(59-38, 29-15)




**ASSOCIATE HEAD COACH TODD LEE**  
4th Season at GCU



**ASSISTANT COACH CHRIS CREVELONE**  
4th Season at GCU



**ASSISTANT COACH T.J. BENSON**  
5th Season at GCU



**DIRECTOR OF OPERATIONS LUKE DALLARIVA**  
3rd Season at GCU



**VIDEO COORDINATOR DETHIE FALL**  
4th Season at GCU



**GRADUATE ASSISTANT ASH ARNOTT**  
3rd Season at GCU



**GRADUATE ASSISTANT BRENDAN SABEAN**  
2nd Season at GCU

## 2016-17 Grand Canyon Basketball Grand Canyon Combined Team Statistics (as of Nov 13, 2016) All games

RECORD:	OVERALL	HOME	AWAY	NEUTRAL
ALL GAMES	0-1	0-0	0-1	0-0
CONFERENCE	0-0	0-0	0-0	0-0
NON-CONFERENCE	0-1	0-0	0-1	0-0

#	Player	gp-gs	min	avg	Total		3-Point		F-Throw		Rebounds				pf	dq	a	to	blk	stl	pts	avg
					fg-fga	fg%	3fg-fga	3fg%	ft-fa	ft%	off	def	tot	avg								
10	Carr, Shaq	1-1	38	38.0	8-17	.471	0-1	.000	2-3	.667	2	1	3	3.0	3	0	8	8	0	0	18	18.0
24	Vernon, Keonta	1-0	22	22.0	5-12	.417	0-0	.000	1-2	.500	1	3	4	4.0	5	1	1	1	0	2	11	11.0
42	Martin, Gerard	1-1	31	31.0	3-6	.500	2-4	.500	2-4	.500	0	5	5	5.0	4	0	1	6	0	2	10	10.0
04	Frayar, Oscar	1-1	35	35.0	4-12	.333	0-5	.000	0-0	.000	0	5	5	5.0	4	0	0	2	2	1	8	8.0
23	Clark, Darion	1-1	10	10.0	2-6	.333	0-0	.000	1-3	.333	2	1	3	3.0	2	0	0	2	0	2	5	5.0
02	Braun, Joshua	1-1	33	33.0	2-6	.333	1-2	.500	0-0	.000	2	3	5	5.0	5	1	0	1	0	0	5	5.0
21	Smith, Kerwin	1-0	15	15.0	2-3	.667	0-0	.000	0-0	.000	1	0	1	1.0	3	0	0	0	0	0	4	4.0
01	Aidoo, Fiifi	1-0	16	16.0	0-0	.000	0-0	.000	0-0	.000	0	1	1	1.0	0	0	1	1	0	0	0	0.0
Team											2	2	4									
Total.....		1	200		26-62	.419	3-12	.250	6-12	.500	10	21	31	31.0	26	2	11	21	2	7	61	61.0
Opponents.....		1	200		32-60	.533	11-29	.379	21-31	.677	10	29	39	39.0	19	-	20	15	8	14	96	96.0

TEAM STATISTICS	GCU	OPP	Date	Opponent	Score	Att.
SCORING	61	96	11/12/16	at Duke	L 61-96	9314
Points per game	61.0	96.0				
Scoring margin	-35.0	-				
FIELD GOALS-ATT	26-62	32-60				
Field goal pct	.419	.533				
3 POINT FG-ATT	3-12	11-29				
3-point FG pct	.250	.379				
3-pt FG made per game	3.0	11.0				
FREE THROWS-ATT	6-12	21-31				
Free throw pct	.500	.677				
F-Throws made per game	6.0	21.0				
REBOUNDS	31	39				
Rebounds per game	31.0	39.0				
Rebounding margin	-8.0	-				
ASSISTS	11	20				
Assists per game	11.0	20.0				
TURNOVERS	21	15				
Turnovers per game	21.0	15.0				
Turnover margin	-6.0	-				
Assist/turnover ratio	0.5	1.3				
STEALS	7	14				
Steals per game	7.0	14.0				
BLOCKS	2	8				
Blocks per game	2.0	8.0				
ATTENDANCE	0	9314				
Home games-Avg/Game	0-0	1-9314				
Neutral site-Avg/Game	-	0-0				

\* - Conference game

Score by Periods	1st	2nd	Totals
Grand Canyon	29	32	61
Opponents	46	50	96

## Grand Canyon Basketball

Grand Canyon Combined Team Statistics (as of Nov 03, 2016)

### All games

RECORD:	OVERALL	HOME	AWAY	NEUTRAL
ALL GAMES	27-7	18-2	7-5	2-0
CONFERENCE	11-3	6-1	5-2	0-0
NON-CONFERENCE	16-4	12-1	2-3	2-0

##	Player	gp-gs	min	avg	Total		3-Point		F-Throw		Rebounds				pf	dq	a	to	blk	stl	pts	avg
					fg-fga	fg%	3fg-fga	3fg%	ft-fa	ft%	off	def	tot	avg								
02	Braun, Joshua	34-33	1045	30.7	144-329	.438	73-186	.392	203-234	.868	56	121	177	5.2	71	1	37	44	23	26	564	16.6
01	Glaze, Grandy	33-29	872	26.4	198-332	.596	0-11	.000	65-106	.613	76	214	290	8.8	51	0	26	53	0	18	461	14.0
00	Russell, DeWayne	34-33	1054	31.0	116-281	.413	15-36	.417	83-121	.686	18	85	103	3.0	66	1	182	75	3	46	330	9.7
10	Magee, Dominic	22-0	343	15.6	55-145	.379	10-33	.303	38-62	.613	9	37	46	2.1	29	0	34	31	0	17	158	7.2
24	Vernon, Keonta	34-14	634	18.6	95-202	.470	1-2	.500	44-84	.524	77	110	187	5.5	120	6	17	56	17	19	235	6.9
11	Davis, De'Andre	33-0	543	16.5	67-145	.462	3-20	.150	69-102	.676	27	40	67	2.0	54	0	63	49	5	24	206	6.2
05	Jackson, Matt	33-10	638	19.3	74-175	.423	27-80	.338	20-33	.606	25	91	116	3.5	63	0	34	26	14	10	195	5.9
04	Majerle, Ryan	34-1	522	15.4	50-125	.400	42-105	.400	17-21	.810	10	30	40	1.2	27	0	17	10	7	7	159	4.7
42	Martin, Gerard	34-33	786	23.1	50-127	.394	33-82	.402	20-25	.800	11	73	84	2.5	76	2	86	38	14	34	153	4.5
12	Toure, Boubacar	8-0	115	14.4	13-29	.448	0-1	.000	9-19	.474	9	21	30	3.8	20	1	0	11	4	1	35	4.4
13	Ljeskovic, Uros	22-15	157	7.1	23-46	.500	0-0	.000	5-18	.278	16	9	25	1.1	36	0	2	8	2	6	51	2.3
03	White, Grant	14-1	72	5.1	9-29	.310	6-20	.300	3-6	.500	0	6	6	0.4	6	0	4	1	1	0	27	1.9
23	Estelle, Jevon	12-1	43	3.6	2-13	.154	0-6	.000	3-4	.750	2	4	6	0.5	5	0	2	2	0	1	7	0.6
Team											63	61	124				3					
Total.....		34	6824		896-1978	.453	210-582	.361	579-835	.693	399	902	1301	38.3	624	11	504	407	90	209	2581	75.9
Opponents.....		34	6825		822-1938	.424	226-702	.322	446-675	.661	338	829	1167	34.3	744	-	367	460	130	206	2316	68.1

TEAM STATISTICS	GCUMBB	OPP
SCORING	2581	2316
Points per game	75.9	68.1
Scoring margin	+7.8	-
FIELD GOALS-ATT	896-1978	822-1938
Field goal pct	.453	.424
3 POINT FG-ATT	210-582	226-702
3-point FG pct	.361	.322
3-pt FG made per game	6.2	6.6
FREE THROWS-ATT	579-835	446-675
Free throw pct	.693	.661
F-Throws made per game	17.0	13.1
REBOUNDS	1301	1167
Rebounds per game	38.3	34.3
Rebounding margin	+3.9	-
ASSISTS	504	367
Assists per game	14.8	10.8
TURNOVERS	407	460
Turnovers per game	12.0	13.5
Turnover margin	+1.6	-
Assist/turnover ratio	1.2	0.8
STEALS	209	206
Steals per game	6.1	6.1
BLOCKS	90	130
Blocks per game	2.6	3.8
ATTENDANCE	116119	58837
Home games-Avg/Game	20-5806	12-4903
Neutral site-Avg/Game	-	2-1

Score by Periods	1st	2nd	OT	Totals
Grand Canyon	1212	1359	10	2581
Opponents	1081	1221	14	2316

Date	Opponent	Score	Att.
11/13/15	PORTLAND STATE	w 82-72	7249
11/17/15	BLACK HILLS STATE	w 88-72	5102
11/19/15	ALCORN STATE	w 79-46	4720
11/23/15	MISSISSIPPI VALLEY STATE	w 94-60	4613
11/30/15	HAMPTON	w 63-51	4723
12/3/15	CENTRAL MICHIGAN	w 75-72	5642
12/5/15	at Louisville	L 63-111	20380
12/08/15	SOUTHERN	w 70-56	5637
12/13/15	OMAHA	Lot 104-108	4614
12/15/15	DELAWARE STATE	w 88-59	5223
12-18-15	at San Diego State	w 52-45	12414
12/21/15	vs Houston	w 78-69	1
12/22/15	vs Marshall	w 85-81	1
12/28/15	at Southern Illinois Ed	w 86-75	1402
01/03/16	BETHUNE-COOKMAN	w 74-53	4719
* 1/7/16	UT RIO GRANDE VALLEY	w 83-63	5452
* 1/9/16	NEW MEXICO STATE	w 79-75	7413
* 1/16/16	UTAH VALLEY	w 99-88	4672
* 1/21/16	at Chicago State	w 90-65	1783
* 1/23/16	at Missouri-Kansas City	w 85-78	2186
* 1/28/16	CSU BAKERSFIELD	w 70-64	7119
* 1/30/16	SEATTLE U	L 57-59	6987
* 02/04/16	at New Mexico State	L 50-70	5509
* 2/6/16	at UT Rio Grande Valley	w 64-58	1128
2/9/16	BENEDICTINE	w 95-71	4632
* 02/12/16	at Seattle U	w 71-60	2546
* 2/18/16	MISSOURI-KANSAS CITY	w 78-66	6049
* 2/20/16	CHICAGO STATE	w 67-52	7223
* 2/27/16	at CSU Bakersfield	L 62-77	3596
3/1/16	at Saint Mary's	L 64-73	2735
* 03/05/16	at Utah Valley	w 86-79	3854
3/14/16	SOUTH CAROLINA STATE	w 78-74	7315
3/17/16	JACKSON STATE	w 64-54	7015
\$ 03/23/16	at Coastal Carolina	L 58-60	1302

\* - Conference game



## Grand Canyon Basketball Grand Canyon Team Game-by-Game (as of Oct 31, 2016) All games

### TEAM STATISTICS

Opponent	Date	Score		Total		3-Pointers		Free throws		Rebounds				pf	a	t/o	blk	stl	pts	avg
				fg-fga	pct	3fg-fga	pct	ft-fa	pct	off	def	tot	avg							
PORTLAND STATE	11/13/15	82-72	W	23-64	.359	3-15	.200	33-40	.825	19	27	46	46.0	22	13	12	1	9	82	82.0
BLACK HILLS STATE	11/17/15	88-72	W	31-48	.646	7-15	.467	19-30	.633	10	30	40	43.0	25	21	18	2	6	88	85.0
ALCORN STATE	11/19/15	79-46	W	24-49	.490	4-13	.308	27-36	.750	11	33	44	43.3	17	11	16	6	8	79	83.0
MISSISSIPPI VALLEY STA	11/23/15	94-60	W	38-68	.559	8-23	.348	10-17	.588	12	35	47	44.2	24	28	9	1	6	94	85.8
HAMPTON	11/30/15	63-51	W	24-57	.421	3-8	.375	12-24	.500	14	29	43	44.0	19	8	8	5	6	63	81.2
CENTRAL MICHIGAN	12/3/15	75-72	W	26-57	.456	8-18	.444	15-23	.652	14	23	37	42.8	20	14	17	1	8	75	80.2
at Louisville	12/5/15	63-111	L	20-54	.370	3-13	.231	20-28	.714	7	13	20	39.6	24	6	15	1	4	63	77.7
SOUTHERN	12/08/15	70-56	W	26-52	.500	5-16	.313	13-19	.684	13	28	41	39.8	16	17	16	2	9	70	76.8
OMAHA	12/13/15	104-108	Lot	37-77	.481	7-21	.333	23-33	.697	16	26	42	40.0	28	20	19	3	9	104	79.8
DELAWARE STATE	12/15/15	88-59	W	31-56	.554	9-20	.450	17-26	.654	16	23	39	39.9	15	18	13	3	12	88	80.6
at San Diego State	12-18-15	52-45	W	20-59	.339	2-5	.400	10-16	.625	15	27	42	40.1	20	12	12	1	6	52	78.0
vs Houston	12/21/15	78-69	W	26-54	.481	8-15	.533	18-25	.720	6	29	35	39.7	18	15	9	5	6	78	78.0
vs Marshall	12/22/15	85-81	W	29-63	.460	6-17	.353	21-30	.700	9	31	40	39.7	12	11	12	0	7	85	78.5
at Southern Illinois Ed	12/28/15	86-75	W	28-53	.528	8-16	.500	22-32	.688	5	26	31	39.1	27	17	10	3	4	86	79.1
BETHUNE-COOKMAN	01/03/16	74-53	W	31-58	.534	7-18	.389	5-7	.714	10	28	38	39.0	14	19	12	1	6	74	78.7
UT RIO GRANDE VALLEY	1/7/16	83-63	W	34-73	.466	10-24	.417	5-7	.714	17	28	45	39.4	14	19	6	1	3	83	79.0
NEW MEXICO STATE	1/9/16	79-75	W	28-58	.483	5-12	.417	18-26	.692	9	21	30	38.8	17	13	4	3	5	79	79.0
UTAH VALLEY	1/16/16	99-88	W	31-57	.544	7-18	.389	30-40	.750	4	30	34	38.6	23	15	14	3	4	99	80.1
at Chicago State	1/21/16	90-65	W	27-59	.458	8-17	.471	28-40	.700	19	29	48	39.1	21	16	14	2	8	90	80.6
at Missouri-Kansas City	1/23/16	85-78	W	29-57	.509	10-17	.588	17-22	.773	9	21	30	38.6	17	19	8	2	5	85	80.8
CSU BAKERSFIELD	1/28/16	70-64	W	23-57	.404	4-11	.364	20-32	.625	13	29	42	38.8	15	11	13	5	3	70	80.3
SEATTLE U	1/30/16	57-59	L	22-59	.373	6-23	.261	7-7	1.000	11	23	34	38.5	12	16	10	1	5	57	79.3
at New Mexico State	02/04/16	50-70	L	17-57	.298	3-17	.176	13-17	.765	10	16	26	38.0	20	7	12	0	3	50	78.0
at UT Rio Grande Valley	2/6/16	64-58	W	22-54	.407	2-8	.250	18-26	.692	15	30	45	38.3	10	13	16	2	5	64	77.4
BENEDICTINE	2/9/16	95-71	W	33-61	.541	6-14	.429	23-29	.793	13	29	42	38.4	14	20	12	8	12	95	78.1
at Seattle U	02/12/16	71-60	W	24-56	.429	8-25	.320	15-19	.789	7	24	31	38.2	19	13	8	3	9	71	77.8
MISSOURI-KANSAS CITY	2/18/16	78-66	W	23-53	.434	10-20	.500	22-26	.846	15	25	40	38.2	20	15	11	4	5	78	77.9
CHICAGO STATE	2/20/16	67-52	W	24-58	.414	12-27	.444	7-19	.368	9	31	40	38.3	14	19	8	3	4	67	77.5
at CSU Bakersfield	2/27/16	62-77	L	20-49	.408	3-16	.188	19-26	.731	8	22	30	38.0	18	7	17	5	3	62	76.9
at Saint Mary's	3/1/16	64-73	L	28-65	.431	5-18	.278	3-4	.750	11	22	33	37.8	19	16	12	2	5	64	76.5
at Utah Valley	03/05/16	86-79	W	25-62	.403	5-16	.313	31-43	.721	15	38	53	38.3	24	14	15	1	4	86	76.8
SOUTH CAROLINA STAT	3/14/16	78-74	W	27-57	.474	8-24	.333	16-34	.471	11	27	38	38.3	18	16	12	4	7	78	76.8
JACKSON STATE	3/17/16	64-54	W	20-47	.426	5-16	.313	19-21	.905	9	25	34	38.2	11	14	11	3	5	64	76.5
at Coastal Carolina	03/23/16	58-60	L	25-70	.357	5-26	.192	3-11	.273	17	24	41	38.3	17	11	6	3	8	58	75.9
Grand Canyon		2581		896-1978	.453	210-582	.361	579-835	.693	399	902	1301	38.3	624	504	407	90	209	2581	75.9
Opponents		2316		822-1938	.424	226-702	.322	446-675	.661	338	829	1167	34.3	744	367	460	130	206	2316	68.1

Games played: 34  
Points/game: 75.9  
FG Pct: 45.3  
3FG Pct: 36.1  
FT Pct: 69.3

Rebounds/game: 38.3  
Assists/game: 14.8  
Turnovers/game: 12.0  
Assist/turnover ratio: 1.2  
Steals/game: 6.1  
Blocks/game: 2.6

## Grand Canyon Basketball

Grand Canyon Points-Rebounds-Assists (as of Oct 31, 2016)

### All games

Opponent	Date	Score		00 RUSSELL,DE	01 GLAZE,GRAN	02 BRAUN,JOSH	03 WHITE,GRAN	04 MAJERLE,RY	05 JACKSON,MA	10 MAGEE,DOMI
PORTLAND STATE	11/13/15	82-72	w	15-2-4	9-9-1	15-10-0	DNP	3-0-0	2-1-1	DNP
BLACK HILLS STATE	11/17/15	88-72	w	4-0-7	14-11-0	27-3-2	0-2-0	0-0-0	6-2-3	DNP
ALCORN STATE	11/19/15	79-46	w	14-3-2	8-10-1	13-5-0	8-2-1	0-0-0	5-7-1	DNP
MISSISSIPPI VALLEY STAT	11/23/15	94-60	w	11-4-12	18-10-3	22-8-0	5-0-3	0-0-0	8-7-1	DNP
HAMPTON	11/30/15	63-51	w	14-3-3	8-9-0	13-8-2	0-0-0	0-0-0	10-6-1	DNP
CENTRAL MICHIGAN	12/3/15	75-72	w	2-5-5	13-6-1	8-5-3	DNP	0-0-0	7-2-0	DNP
at Louisville	12/5/15	63-111	L	4-0-1	6-0-0	15-3-1	2-0-0	5-4-0	7-1-1	DNP
SOUTHERN	12/08/15	70-56	w	10-7-6	20-5-2	18-4-1	DNP	5-0-1	2-3-1	DNP
OMAHA	12/13/15	104-108	L	8-3-12	29-6-0	6-2-0	0-0-0	13-1-1	6-5-0	29-6-3
DELAWARE STATE	12/15/15	88-59	w	9-1-10	DNP	18-5-3	0-0-0	14-2-0	6-6-2	8-4-0
at San Diego State	12-18-15	52-45	w	13-6-3	8-7-1	9-3-1	0-0-0	0-0-0	0-2-1	6-4-2
vs Houston	12/21/15	78-69	w	20-3-6	10-4-0	13-3-0	DNP	7-3-1	3-3-0	5-1-0
vs Marshall	12/22/15	85-81	w	6-5-1	10-6-1	20-4-0	DNP	5-3-1	9-3-0	12-4-4
at Southern Illinois Ed	12/28/15	86-75	w	11-6-10	17-7-0	21-5-0	1-0-0	9-1-1	5-3-0	4-1-4
BETHUNE-COOKMAN	01/03/16	74-53	w	12-3-4	20-8-0	12-4-2	0-0-0	0-0-1	7-6-2	13-4-4
UT RIO GRANDE VALLEY	1/7/16	83-63	w	6-6-11	17-12-0	20-4-0	DNP	3-0-0	6-4-1	14-3-2
NEW MEXICO STATE	1/9/16	79-75	w	11-1-4	15-5-0	23-11-0	DNP	3-1-0	8-1-3	8-0-1
UTAH VALLEY	1/16/16	99-88	w	8-2-6	14-10-2	34-5-0	DNP	0-1-0	13-5-2	14-3-2
at Chicago State	1/21/16	90-65	w	11-1-5	19-10-0	19-10-2	DNP	4-0-0	6-5-2	10-3-3
at Missouri-Kansas City	1/23/16	85-78	w	7-1-5	6-5-3	31-10-2	DNP	9-1-3	9-0-1	0-1-0
CSU BAKERSFIELD	1/28/16	70-64	w	9-5-5	24-13-2	14-8-0	DNP	3-0-0	8-1-0	4-2-2
SEATTLE U	1/30/16	57-59	L	4-0-6	16-12-0	17-6-2	DNP	0-1-0	6-5-2	2-0-3
at New Mexico State	02/04/16	50-70	L	12-3-0	6-5-3	12-2-0	0-1-0	0-1-1	6-3-0	6-3-0
at UT Rio Grande Valley	2/6/16	64-58	w	4-3-4	18-13-1	20-6-1	DNP	0-0-0	0-3-0	4-4-0
BENEDICTINE	2/9/16	95-71	w	5-5-7	25-15-0	26-9-2	3-0-0	0-0-0	DNP	2-1-1
at Seattle U	02/12/16	71-60	w	15-1-0	16-10-1	8-4-3	DNP	16-3-0	0-0-1	DNP
MISSOURI-KANSAS CITY	2/18/16	78-66	w	8-3-6	10-15-0	26-4-0	1-0-0	10-2-2	3-6-2	0-0-1
CHICAGO STATE	2/20/16	67-52	w	8-5-9	10-6-0	2-3-2	7-1-0	17-3-0	3-2-1	DNP
at CSU Bakersfield	2/27/16	62-77	L	7-1-3	12-12-1	7-2-0	DNP	3-1-0	10-5-0	0-0-0
at Saint Mary's	3/1/16	64-73	L	14-0-3	16-9-1	7-0-3	DNP	13-2-0	4-5-1	DNP
at Utah Valley	03/05/16	86-79	w	17-5-5	8-5-0	30-7-1	DNP	4-5-2	8-5-1	DNP
SOUTH CAROLINA STATE	3/14/16	78-74	w	10-3-6	15-11-0	16-7-3	DNP	3-0-1	12-5-2	9-0-1
JACKSON STATE	3/17/16	64-54	w	11-3-7	8-11-1	18-3-1	DNP	7-4-2	10-2-1	0-1-0
at Coastal Carolina	03/23/16	58-60	L	10-4-4	16-13-1	4-4-0	DNP	3-1-0	0-2-0	8-1-1

Opponent	Date	Score		11 DAVIS,DE'A	12 TOURE,BOUB	13 LJESKOVIC,	23 ESTELLE,JE	24 VERNON,KEO	42 MARTIN,GER
PORTLAND STATE	11/13/15	82-72	w	19-7-6	8-8-0	4-2-0	DNP	5-3-1	2-1-0
BLACK HILLS STATE	11/17/15	88-72	w	12-2-5	14-4-0	4-1-0	0-0-0	6-9-0	1-1-4
ALCORN STATE	11/19/15	79-46	w	7-3-3	5-3-0	8-3-1	0-1-0	4-2-1	7-2-1
MISSISSIPPI VALLEY STAT	11/23/15	94-60	w	9-4-1	2-3-0	4-4-0	0-0-0	9-5-1	6-2-7
HAMPTON	11/30/15	63-51	w	2-1-0	0-0-0	2-1-0	DNP	8-9-0	6-3-2
CENTRAL MICHIGAN	12/3/15	75-72	w	17-5-3	2-3-0	0-0-0	DNP	9-6-0	17-1-2
at Louisville	12/5/15	63-111	L	4-1-2	4-6-0	7-2-0	0-1-0	1-1-0	8-1-1
SOUTHERN	12/08/15	70-56	w	0-1-1	0-3-0	2-2-0	DNP	9-7-1	4-6-4
OMAHA	12/13/15	104-108	L	DNP	DNP	2-3-0	DNP	8-9-0	3-2-4
DELAWARE STATE	12/15/15	88-59	w	2-0-0	DNP	2-0-0	4-1-0	15-10-1	10-7-2
at San Diego State	12-18-15	52-45	w	0-0-1	DNP	0-0-0	DNP	16-11-0	0-4-3
vs Houston	12/21/15	78-69	w	6-2-1	DNP	3-1-0	DNP	8-6-2	3-6-5
vs Marshall	12/22/15	85-81	w	15-1-2	DNP	4-3-0	DNP	2-3-1	2-3-1
at Southern Illinois Ed	12/28/15	86-75	w	9-0-2	DNP	2-1-0	DNP	2-3-0	5-1-0
BETHUNE-COOKMAN	01/03/16	74-53	w	4-1-3	DNP	0-0-0	0-0-1	4-2-0	2-6-2
UT RIO GRANDE VALLEY	1/7/16	83-63	w	6-3-3	DNP	DNP	DNP	8-8-0	3-2-2
NEW MEXICO STATE	1/9/16	79-75	w	4-2-2	DNP	DNP	DNP	4-4-0	3-4-3
UTAH VALLEY	1/16/16	99-88	w	10-2-3	DNP	DNP	DNP	3-2-0	3-1-0
at Chicago State	1/21/16	90-65	w	8-3-1	DNP	1-0-0	2-0-0	4-7-2	6-3-1
at Missouri-Kansas City	1/23/16	85-78	w	8-1-2	DNP	DNP	DNP	8-3-0	7-6-3
CSU BAKERSFIELD	1/28/16	70-64	w	2-2-0	DNP	DNP	DNP	6-3-0	0-1-2
SEATTLE U	1/30/16	57-59	L	0-2-0	DNP	DNP	DNP	4-2-0	8-3-3
at New Mexico State	02/04/16	50-70	L	0-2-1	DNP	4-0-1	0-0-0	4-3-0	0-2-1
at UT Rio Grande Valley	2/6/16	64-58	w	3-3-4	DNP	0-0-0	DNP	15-7-1	0-1-2
BENEDICTINE	2/9/16	95-71	w	7-1-2	DNP	0-0-0	0-0-0	19-6-1	8-2-7
at Seattle U	02/12/16	71-60	w	8-1-3	DNP	DNP	DNP	3-7-2	5-1-3
MISSOURI-KANSAS CITY	2/18/16	78-66	w	2-1-0	DNP	0-1-0	0-0-0	12-1-1	6-1-3
CHICAGO STATE	2/20/16	67-52	w	0-2-1	DNP	2-1-0	1-3-1	4-6-1	13-4-4
at CSU Bakersfield	2/27/16	62-77	L	16-2-1	DNP	DNP	0-0-0	5-5-0	2-1-2
at Saint Mary's	3/1/16	64-73	L	4-3-5	DNP	DNP	DNP	6-9-0	0-3-3
at Utah Valley	03/05/16	86-79	w	4-3-1	DNP	DNP	DNP	15-14-0	0-1-4
SOUTH CAROLINA STATE	3/14/16	78-74	w	11-3-3	DNP	0-0-0	DNP	2-4-0	0-0-0
JACKSON STATE	3/17/16	64-54	w	2-1-0	DNP	DNP	DNP	6-6-0	2-1-2
at Coastal Carolina	03/23/16	58-60	L	5-2-1	DNP	DNP	DNP	1-4-1	11-1-3

## Grand Canyon Basketball Grand Canyon Game-by-Game Highs (as of Oct 31, 2016) All games

Opponent	Date	Score	Points	Rebounds	Assists	Steals	Blocked shots
PORTLAND STATE	11/13/15	82-72	19-Davis, De'Andre	10-Braun, Joshua	6-Davis, De'Andre	3-Davis, De'Andre Russell, DeWayne	1-Toure, Boubacar
BLACK HILLS STATE	11/17/15	88-72	27-Braun, Joshua	11-Glaze, Grandy	7-Russell, DeWayne	2-Martin, Gerard	1-Toure, Boubacar Vernon, Keonta
ALCORN STATE	11/19/15	79-46	14-Russell, DeWayne	10-Glaze, Grandy	3-Davis, De'Andre	3-Russell, DeWayne	3-Braun, Joshua
MISSISSIPPI VALLEY STAT	11/23/15	94-60	22-Braun, Joshua	10-Glaze, Grandy	12-Russell, DeWayne	3-Russell, DeWayne	1-Braun, Joshua
HAMPTON	11/30/15	63-51	14-Russell, DeWayne	9-Glaze, Grandy Vernon, Keonta	3-Russell, DeWayne	2-Jackson, Matt	3-Vernon, Keonta
CENTRAL MICHIGAN	12/3/15	75-72	17-Davis, De'Andre Martin, Gerard	6-Vernon, Keonta Glaze, Grandy	5-Russell, DeWayne	2-Russell, DeWayne Vernon, Keonta	1-Braun, Joshua
at Louisville	12/5/15	63-111	15-Braun, Joshua	6-Toure, Boubacar	2-Davis, De'Andre	1-Braun, Joshua Ljeskovic, Uros Russell, DeWayne Vernon, Keonta	1-Toure, Boubacar
SOUTHERN	12/08/15	70-56	20-Glaze, Grandy	7-Russell, DeWayne Vernon, Keonta	6-Russell, DeWayne	3-Ljeskovic, Uros Braun, Joshua	1-Toure, Boubacar Martin, Gerard
OMAHA	12/13/15	104-108	29-Glaze, Grandy Magee, Dominic	9-Vernon, Keonta	12-Russell, DeWayne	2-Vernon, Keonta Glaze, Grandy Russell, DeWayne	1-Braun, Joshua White, Grant Majerle, Ryan
DELAWARE STATE	12/15/15	88-59	18-Braun, Joshua	10-Vernon, Keonta	10-Russell, DeWayne	3-Russell, DeWayne Vernon, Keonta	1-Martin, Gerard Majerle, Ryan Jackson, Matt
at San Diego State	12-18-15	52-45	16-Vernon, Keonta	11-Vernon, Keonta	3-Russell, DeWayne Martin, Gerard	3-Russell, DeWayne	1-Vernon, Keonta
vs Houston	12/21/15	78-69	20-Russell, DeWayne	6-Vernon, Keonta Martin, Gerard	6-Russell, DeWayne	2-Russell, DeWayne Glaze, Grandy	2-Ljeskovic, Uros
vs Marshall	12/22/15	85-81	20-Braun, Joshua	6-Glaze, Grandy	4-Magee, Dominic	4-Magee, Dominic	None
at Southern Illinois Ed	12/28/15	86-75	21-Braun, Joshua	7-Glaze, Grandy	10-Russell, DeWayne	2-Russell, DeWayne	1-Jackson, Matt Martin, Gerard Braun, Joshua
BETHUNE-COOKMAN	01/03/16	74-53	20-Glaze, Grandy	8-Glaze, Grandy	4-Magee, Dominic Russell, DeWayne	2-Magee, Dominic	1-Jackson, Matt
UT RIO GRANDE VALLEY	1/7/16	83-63	20-Braun, Joshua	12-Glaze, Grandy	11-Russell, DeWayne	1-Russell, DeWayne Magee, Dominic Martin, Gerard	1-Davis, De'Andre
NEW MEXICO STATE	1/9/16	79-75	23-Braun, Joshua	11-Braun, Joshua	4-Russell, DeWayne	1-Magee, Dominic Braun, Joshua Majerle, Ryan Jackson, Matt Russell, DeWayne	1-Vernon, Keonta Jackson, Matt Braun, Joshua
UTAH VALLEY	1/16/16	99-88	34-Braun, Joshua	10-Glaze, Grandy	6-Russell, DeWayne	1-Martin, Gerard Vernon, Keonta Braun, Joshua Davis, De'Andre	1-Braun, Joshua Jackson, Matt Davis, De'Andre
at Chicago State	1/21/16	90-65	19-Glaze, Grandy Braun, Joshua	10-Glaze, Grandy Braun, Joshua	5-Russell, DeWayne	2-Davis, De'Andre Jackson, Matt	1-Martin, Gerard Jackson, Matt
at Missouri-Kansas City	1/23/16	85-78	31-Braun, Joshua	10-Braun, Joshua	5-Russell, DeWayne	2-Davis, De'Andre	2-Vernon, Keonta
CSU BAKERSFIELD	1/28/16	70-64	24-Glaze, Grandy	13-Glaze, Grandy	5-Russell, DeWayne	1-Russell, DeWayne Glaze, Grandy Braun, Joshua	1-Vernon, Keonta Russell, DeWayne Braun, Joshua Martin, Gerard Davis, De'Andre
SEATTLE U	1/30/16	57-59	17-Braun, Joshua	12-Glaze, Grandy	6-Russell, DeWayne	3-Martin, Gerard	1-Martin, Gerard



Grand Canyon Basketball  
Grand Canyon Game-by-Game Highs (as of Oct 31, 2016)  
All games

Opponent	Date	Score	Points	Rebounds	Assists	Steals	Blocked shots
at New Mexico State	02/04/16	50-70	12-Russell, DeWayne Braun, Joshua	5-Glaze, Grandy	3-Glaze, Grandy	1-Jackson, Matt Braun, Joshua Glaze, Grandy	None
at UT Rio Grande Valley	2/6/16	64-58	20-Braun, Joshua	13-Glaze, Grandy	4-Davis, De'Andre Russell, DeWayne	2-Martin, Gerard	1-Braun, Joshua Martin, Gerard
BENEDICTINE	2/9/16	95-71	26-Braun, Joshua	15-Glaze, Grandy	7-Russell, DeWayne Martin, Gerard	4-Davis, De'Andre	3-Vernon, Keonta
at Seattle U	02/12/16	71-60	16-Glaze, Grandy Majerle, Ryan	10-Glaze, Grandy	3-Davis, De'Andre Braun, Joshua Martin, Gerard	2-Davis, De'Andre Russell, DeWayne Glaze, Grandy	1-Braun, Joshua Martin, Gerard Majerle, Ryan
MISSOURI-KANSAS CITY	2/18/16	78-66	26-Braun, Joshua	15-Glaze, Grandy	6-Russell, DeWayne	3-Martin, Gerard	3-Braun, Joshua
CHICAGO STATE	2/20/16	67-52	17-Majerle, Ryan	6-Vernon, Keonta Glaze, Grandy	9-Russell, DeWayne	2-Majerle, Ryan	1-Majerle, Ryan Vernon, Keonta Braun, Joshua
at CSU Bakersfield	2/27/16	62-77	16-Davis, De'Andre	12-Glaze, Grandy	3-Russell, DeWayne	1-Vernon, Keonta Braun, Joshua Russell, DeWayne	3-Braun, Joshua
at Saint Mary's	3/1/16	64-73	16-Glaze, Grandy	9-Vernon, Keonta Glaze, Grandy	5-Davis, De'Andre	1-Martin, Gerard Glaze, Grandy Majerle, Ryan Vernon, Keonta Russell, DeWayne	1-Davis, De'Andre Jackson, Matt
at Utah Valley	03/05/16	86-79	30-Braun, Joshua	14-Vernon, Keonta	5-Russell, DeWayne	1-Braun, Joshua Vernon, Keonta Martin, Gerard Russell, DeWayne	1-Majerle, Ryan
SOUTH CAROLINA STATE	3/14/16	78-74	16-Braun, Joshua	11-Glaze, Grandy	6-Russell, DeWayne	2-Braun, Joshua Russell, DeWayne	2-Jackson, Matt Majerle, Ryan
JACKSON STATE	3/17/16	64-54	18-Braun, Joshua	11-Glaze, Grandy	7-Russell, DeWayne	2-Glaze, Grandy	2-Vernon, Keonta
at Coastal Carolina	03/23/16	58-60	16-Glaze, Grandy	13-Glaze, Grandy	4-Russell, DeWayne	3-Martin, Gerard	1-Martin, Gerard Jackson, Matt Braun, Joshua

## TEAM GAME RECORDS

### Most points

1. 104 - Omaha; 12/13/2015
2. 99 - Utah Valley; 1/16/2016
3. 95 - Benedictine; 2/9/2016
4. 94 - Mississippi Valley State; 11/23/2015
5. 90 - at Chicago State; 1/21/2016
6. 88 - Black Hills State; 11/17/2015
- 88 - Delaware State; 12/15/2015
8. 86 - at Utah Valley; 3/5/2016
- 86 - at Southern Illinois Ed; 12/28/2015
10. 85 - at Missouri-Kansas City; 1/23/2016
- 85 - vs Marshall; 12/22/2015

### Field goals made

1. 38 - Mississippi Valley State; 11/23/2015
2. 37 - Omaha; 12/13/2015
3. 34 - UT Rio Grande Valley; 1/7/2016
4. 33 - Benedictine; 2/9/2016
5. 31 - Bethune-Cookman; 1/3/2016
- 31 - Utah Valley; 1/16/2016
- 31 - Black Hills State; 11/17/2015
- 31 - Delaware State; 12/15/2015
9. 29 - at Missouri-Kansas City; 1/23/2016
- 29 - vs Marshall; 12/22/2015

### Field goals attempted

1. 77 - Omaha; 12/13/2015
2. 73 - UT Rio Grande Valley; 1/7/2016
3. 70 - at Coastal Carolina; 3/23/2016
4. 68 - Mississippi Valley State; 11/23/2015
5. 65 - at Saint Mary's; 3/1/2016
6. 64 - Portland State; 11/13/2015
7. 63 - vs Marshall; 12/22/2015
8. 62 - at Utah Valley; 3/5/2016
9. 61 - Benedictine; 2/9/2016
10. 59 - at Chicago State; 1/21/2016
- 59 - Seattle U; 1/30/2016
- 59 - at San Diego State; 12/18/2015

### Field goal percentage (20 made)

1. .646 - Black Hills State; 11/17/2015 (31-48)
2. .559 - Mississippi Valley State; 11/23/2015 (38-68)
3. .554 - Delaware State; 12/15/2015 (31-56)
4. .544 - Utah Valley; 1/16/2016 (31-57)
5. .541 - Benedictine; 2/9/2016 (33-61)
6. .534 - Bethune-Cookman; 1/3/2016 (31-58)
7. .528 - at Southern Illinois Ed; 12/28/2015 (28-53)
8. .509 - at Missouri-Kansas City; 1/23/2016 (29-57)
9. .500 - Southern; 12/8/2015 (26-52)
10. .490 - Alcorn State; 11/19/2015 (24-49)

### 3-point field goals made

1. 12 - Chicago State; 2/20/2016
2. 10 - at Missouri-Kansas City; 1/23/2016
- 10 - UT Rio Grande Valley; 1/7/2016
- 10 - Missouri-Kansas City; 2/18/2016
- 9 - Delaware State; 12/15/2015
6. 8 - at Seattle U; 2/12/2016
- 8 - at Chicago State; 1/21/2016
- 8 - Mississippi Valley State; 11/23/2015
- 8 - vs Houston; 12/21/2015
- 8 - at Southern Illinois Ed; 12/28/2015
- 8 - Central Michigan; 12/3/2015
- 8 - South Carolina State; 3/14/2016

### 3-point field goals attempted

1. 27 - Chicago State; 2/20/2016
2. 26 - at Coastal Carolina; 3/23/2016
3. 25 - at Seattle U; 2/12/2016
4. 24 - UT Rio Grande Valley; 1/7/2016
- 24 - South Carolina State; 3/14/2016
6. 23 - Seattle U; 1/30/2016
- 23 - Mississippi Valley State; 11/23/2015
8. 21 - Omaha; 12/13/2015
9. 20 - Delaware State; 12/15/2015
- 20 - Missouri-Kansas City; 2/18/2016

### 3-point FG percentage (10 made)

1. .588 - at Missouri-Kansas City; 1/23/2016 (10-17)
2. .500 - Missouri-Kansas City; 2/18/2016 (10-20)
3. .444 - Chicago State; 2/20/2016 (12-27)
4. .417 - UT Rio Grande Valley; 1/7/2016 (10-24)

### Free throws made

1. 33 - Portland State; 11/13/2015
2. 31 - at Utah Valley; 3/5/2016
3. 30 - Utah Valley; 1/16/2016
4. 28 - at Chicago State; 1/21/2016
5. 27 - Alcorn State; 11/19/2015
6. 23 - Omaha; 12/13/2015
- 23 - Benedictine; 2/9/2016
8. 22 - at Southern Illinois Ed; 12/28/2015
- 22 - Missouri-Kansas City; 2/18/2016
10. 21 - vs Marshall; 12/22/2015

### Free throws attempted

1. 43 - at Utah Valley; 3/5/2016
2. 40 - Utah Valley; 1/16/2016
- 40 - at Chicago State; 1/21/2016
- 40 - Portland State; 11/13/2015
5. 36 - Alcorn State; 11/19/2015
6. 34 - South Carolina State; 3/14/2016
7. 33 - Omaha; 12/13/2015
8. 32 - CSU Bakersfield; 1/28/2016
- 32 - at Southern Illinois Ed; 12/28/2015
10. 30 - Black Hills State; 11/17/2015
- 30 - vs Marshall; 12/22/2015

### Free throw percentage (10 made)

1. .905 - Jackson State; 3/17/2016 (19-21)
2. .846 - Missouri-Kansas City; 2/18/2016 (22-26)
3. .825 - Portland State; 11/13/2015 (33-40)
4. .793 - Benedictine; 2/9/2016 (23-29)
5. .789 - at Seattle U; 2/12/2016 (15-19)
6. .773 - at Missouri-Kansas City; 1/23/2016 (17-22)
7. .765 - at New Mexico State; 2/4/2016 (13-17)
8. .750 - Utah Valley; 1/16/2016 (30-40)
- .750 - Alcorn State; 11/19/2015 (27-36)
10. .731 - at CSU Bakersfield; 2/27/2016 (19-26)

## TEAM GAME RECORDS

**Most rebounds**

1. 53 - at Utah Valley; 3/5/2016
2. 48 - at Chicago State; 1/21/2016
3. 47 - Mississippi Valley State; 11/23/2015
4. 46 - Portland State; 11/13/2015
5. 45 - UT Rio Grande Valley; 1/7/2016
- 45 - at UT Rio Grande Valley; 2/6/2016
7. 44 - Alcorn State; 11/19/2015
8. 43 - Hampton; 11/30/2015
9. 42 - CSU Bakersfield; 1/28/2016
- 42 - at San Diego State; 12/18/2015
- 42 - Omaha; 12/13/2015
- 42 - Benedictine; 2/9/2016

**Most assists**

1. 28 - Mississippi Valley State; 11/23/2015
2. 21 - Black Hills State; 11/17/2015
3. 20 - Omaha; 12/13/2015
- 20 - Benedictine; 2/9/2016
5. 19 - Bethune-Cookman; 1/3/2016
- 19 - at Missouri-Kansas City; 1/23/2016
- 19 - UT Rio Grande Valley; 1/7/2016
- 19 - Chicago State; 2/20/2016
9. 18 - Delaware State; 12/15/2015
10. 17 - Southern; 12/8/2015
- 17 - at Southern Illinois Ed; 12/28/2015

**Most steals**

1. 12 - Delaware State; 12/15/2015
- 12 - Benedictine; 2/9/2016
3. 9 - at Seattle U; 2/12/2016
- 9 - Portland State; 11/13/2015
- 9 - Southern; 12/8/2015
- 9 - Omaha; 12/13/2015
7. 8 - at Coastal Carolina; 3/23/2016
- 8 - at Chicago State; 1/21/2016
- 8 - Alcorn State; 11/19/2015
- 8 - Central Michigan; 12/3/2015

**Most blocked shots**

1. 8 - Benedictine; 2/9/2016
2. 6 - Alcorn State; 11/19/2015
3. 5 - CSU Bakersfield; 1/28/2016
- 5 - Hampton; 11/30/2015
- 5 - vs Houston; 12/21/2015
- 5 - at CSU Bakersfield; 2/27/2016
7. 4 - Missouri-Kansas City; 2/18/2016
- 4 - South Carolina State; 3/14/2016
9. 3 - at Seattle U; 2/12/2016
- 3 - at Coastal Carolina; 3/23/2016
- 3 - Utah Valley; 1/16/2016
- 3 - New Mexico State; 1/9/2016
- 3 - Omaha; 12/13/2015
- 3 - Delaware State; 12/15/2015
- 3 - at Southern Illinois Ed; 12/28/2015
- 3 - Chicago State; 2/20/2016
- 3 - Jackson State; 3/17/2016



## TEAM SEASON RECORDS

### Points

1. 2581 (34 games) - 2015-16
2. 2272 (33 games) - 2014-15
3. 2163 (30 games) - 2013-14

### Scoring average

1. 75.9 (34 games) - 2015-16
2. 72.1 (30 games) - 2013-14
3. 68.8 (33 games) - 2014-15

### Field goals made

1. 896 (34 games) - 2015-16
2. 781 (33 games) - 2014-15
3. 671 (30 games) - 2013-14

### Field goals attempted

1. 1978 (34 games) - 2015-16
2. 1732 (33 games) - 2014-15
3. 1549 (30 games) - 2013-14

### Field goal percentage

1. .453 (896-1978) - 2015-16
2. .451 (781-1732) - 2014-15
3. .433 (671-1549) - 2013-14

### 3-point field goals made

1. 210 (34 games) - 2015-16
2. 206 (30 games) - 2013-14
3. 205 (33 games) - 2014-15

### 3-point field goals attempted

1. 614 (33 games) - 2014-15
2. 586 (30 games) - 2013-14
3. 582 (34 games) - 2015-16

### 3-point FG percentage

1. .361 (210-582) - 2015-16
2. .352 (206-586) - 2013-14
3. .334 (205-614) - 2014-15

### Free throws made

1. 615 (30 games) - 2013-14
2. 579 (34 games) - 2015-16
3. 505 (33 games) - 2014-15

### Free throws attempted

1. 835 (34 games) - 2015-16
2. 831 (30 games) - 2013-14
3. 709 (33 games) - 2014-15

### Free throw percentage

1. .740 (615-831) - 2013-14
2. .712 (505-709) - 2014-15
3. .693 (579-835) - 2015-16

### Rebounds

1. 1301 (399o-902d) - 2015-16
2. 1064 (289o-775d) - 2013-14
- 1064 (297o-767d) - 2014-15

### Rebounding average

1. 38.3 (34 games) - 2015-16
2. 35.5 (30 games) - 2013-14
3. 32.2 (33 games) - 2014-15

### Defensive rebounds

1. 902 (399o-902d) - 2015-16
2. 775 (289o-775d) - 2013-14
3. 767 (297o-767d) - 2014-15

### Defense rebound avg

1. 26.5 (34 games) - 2015-16
2. 25.8 (30 games) - 2013-14
3. 23.2 (33 games) - 2014-15

### Offensive rebounds

1. 399 (399o-902d) - 2015-16
2. 297 (297o-767d) - 2014-15
3. 289 (289o-775d) - 2013-14

### Offense rebound avg

1. 11.7 (34 games) - 2015-16
2. 9.6 (30 games) - 2013-14
3. 9.0 (33 games) - 2014-15

### Assists

1. 504 - 2015-16
2. 406 - 2014-15
3. 386 - 2013-14

### Assists average

1. 14.8 (34 games) - 2015-16
2. 12.9 (30 games) - 2013-14
3. 12.3 (33 games) - 2014-15

### Blocked shots

1. 102 - 2014-15
2. 90 - 2015-16
3. 83 - 2013-14

### Blocked shots average

1. 3.1 (33 games) - 2014-15
2. 2.8 (30 games) - 2013-14
3. 2.6 (34 games) - 2015-16

### Steals

1. 209 - 2015-16
2. 177 - 2014-15
3. 121 - 2013-14

## TEAM SEASON RECORDS

**Steals average**

1. 6.1 (34 games) - 2015-16
2. 5.4 (33 games) - 2014-15
3. 4.0 (30 games) - 2013-14

**Scoring defense**

1. 67.7 (33 games) - 2014-15
2. 68.1 (34 games) - 2015-16
3. 71.7 (30 games) - 2013-14

**Scoring margin**

1. 7.8 (75.9-68.1) - 2015-16
2. 1.1 (68.8-67.7) - 2014-15
3. 0.4 (72.1-71.7) - 2013-14

**Field goal pct defense**

1. .424 (822-1938) - 2015-16
2. .434 (749-1724) - 2013-14
3. .438 (807-1844) - 2014-15

**3-point FG pct defense**

1. .322 (226-702) - 2015-16
2. .327 (178-545) - 2014-15
3. .349 (178-510) - 2013-14

**Rebounding defense**

1. 34.2 (30 games) - 2013-14
2. 34.3 (34 games) - 2015-16
3. 34.9 (33 games) - 2014-15

**Rebounding margin**

1. 3.9 (38.3-34.3) - 2015-16
2. 1.3 (35.5-34.2) - 2013-14
3. -2.7 (32.2-34.9) - 2014-15

**Games played**

1. 34 - 2015-16
2. 33 - 2014-15
3. 30 - 2013-14

**Games started****Minutes**

1. 6824 - 2015-16
2. 6602 - 2014-15
3. 6025 - 2013-14

**Minutes average**

1. 200.8 (30 games) - 2013-14
2. 200.7 (34 games) - 2015-16
3. 200.1 (33 games) - 2014-15

## INDIVIDUAL (DIVISION I)

Scored 25 Points .....	Josh Braun, 30, 3/5/16, vs. Utah Valley	Attempted 10 3-pointers in a game .....	Josh Braun (11), 3/14/16 vs. South Carolina State
Scored 30 Points .....	Josh Braun, 30, 3/5/16, vs. Utah Valley	Attempted 12 3-pointers in a game .....	Josh Braun (12), 1/7/16 vs. UTRGV
Scored 35 Points .....	Never happened		
Scored 40 Points .....	Never happened		
Two players had 20 points .....	Josh Braun (26) and Grandy Glaze (25), 2/9/16 vs. Benedictine	Made a 3-pointer in 10 straight games .....	Josh Braun (20), 12/8/15 – 2/18/16
Two players had 25 points .....	Grandy Glaze (29) and Dominic Magee (29), 12/13/15 vs. Omaha	Made a 3-pointer in 15 straight games .....	Josh Braun (20), 12/8/15 – 2/18/16
Three players had 20 points .....	Never happened	Made a 3-pointer in 20 straight games .....	Josh Braun (20), 12/8/15 – 2/18/16
Scored 20 points in two straight games .....	Josh Braun (2), 2/6/16 – 2/9/16	Made 10 free throws in a game .....	Josh Braun (10), 3/23/16 at Coastal Carolina
Scored 20 points in three straight games .....	Josh Braun (3), 1/7/16 – 1/16/16	Made 15 free throws in a game .....	Josh Braun (17), 1/16/16 vs. Utah Valley
Scored 20 points in four straight games .....	Never happened	Made 16 free throws in a game .....	Josh Braun (17), 1/16/16 vs. Utah Valley
Scored 20 points in five straight games .....	Never happened	Made 17 free throws in a game .....	Josh Braun (17), 1/16/16 vs. Utah Valley
Scored 30 points in two straight games .....	Never happened	Attempted 15 free throws in a game .....	Josh Braun (19), 1/16/16 vs. Utah Valley
		Attempted 18 free throws in a game .....	Josh Braun (19), 1/16/16 vs. Utah Valley
Scored double figures in 10 straight games .....	Josh Braun (14), 12/21/15 – 2/9/16	Attempted 19 free throws in a game .....	Josh Braun (19), 1/16/16 vs. Utah Valley
Scored double figures in 15 straight games .....	Never happened	Attempted 20 free throws in a game .....	Jerome Garrison (20), 1/23/14 vs. Idaho
Scored double figures in 20 straight games .....	Never happened		
Five players scored in double figures .....		12 rebounds .....	Grandy Glaze (13), 3/23/16 at Coastal Carolina
..... Braun (16), Glaze (15), Jackson (12), Davis (11), Russell (10), 3/14/16 vs. South Carolina State		13 rebounds .....	Grandy Glaze (13), 3/23/16 at Coastal Carolina
Six players scored in double figures .....	Never happened	14 rebounds .....	Keonta Vernon (14), 3/5/16 at Utah Valley
Four players scored 15 or more points .....	Never happened	15 rebounds .....	Grandy Glaze (15), 2/18/16 vs. UMKC
		16 rebounds .....	Killian Larson (20), 2/22/14 at Idaho
		20 rebounds .....	Killian Larson (20), 2/22/14 at Idaho
Double-double .....	Grandy Glaze, 16 pts & 13 reb, 3/23/16 at Coastal Carolina	10+ rebounds in two straight games .....	Grandy Glaze (3), 3/14/16 – 3/23/16
Double-double with points / assists .....	DeWayne Russell, 11 pts, 12 ast, 11/23/15 vs. Mississippi Valley State	10+ rebounds in three straight games .....	Grandy Glaze (3), 3/14/16 – 3/23/16
Double-double in two straight games .....	Grandy Glaze (4), 2/6/16 – 2/18/16	10+ rebounds in four straight games .....	Grandy Glaze (4), 2/6/16 – 2/18/16
Double-double in three straight games .....	Grandy Glaze (4), 2/6/16 – 2/18/16	Two players had 10 rebounds .....	J. Braun (10) & G. Glaze (10), 1/21/16 at Chicago State
Double-double in four straight games .....	Grandy Glaze (4), 2/6/16 – 2/18/16	Three players had 10 rebounds .....	Never happened
Two players with double-double .....	Braun (20 pts/10 reb) / Alexander (19 pts/10 reb), 1/29/15 vs. UMKC		
Triple-double .....	Never happened	6 assists .....	Shaq Carr (8), 11/12/16 vs. Duke
		7 assists .....	Shaq Carr (8), 11/12/16 vs. Duke
20 points, 10 rebounds .....	Grandy Glaze, 25 points & 15 rebounds, 2/9/16 vs. Benedictine	8 assists .....	Shaq Carr (8), 11/12/16 vs. Duke
20 points, 10 assists .....	Never happened	9 assists .....	DeWayne Russell (9), 2/20/16 vs. Chicago State
Made 10 FG in a game .....	Grandy Glaze (10), 2/9/16 vs. Benedictine	10 assists .....	DeWayne Russell (11), 1/7/16 vs. UTRGV
Made 12 FG in a game .....	Grandy Glaze (12), 12/13/15 vs. Omaha	11 assists .....	DeWayne Russell (11), 1/7/16 vs. UTRGV
Made 15 FG in a game .....	Never happened	12 assists .....	DeWayne Russell (12), 12/13/15 vs. Nebraska-Omaha
Attempted 15 FG in a game .....	DeWayne Russell (15), 3/5/16 at Utah Valley	4 blocks .....	Daniel Alexander (5), 2/8/14 vs. CSU Bakersfield
Attempted 17 FG in a game .....	Grandy Glaze (17), 1/28/16 vs. CSU Bakersfield	5 blocks .....	Daniel Alexander (5), 2/8/14 vs. CSU Bakersfield
Attempted 20 FG in a game .....	Dominic Magee (22), 12/13/15 vs. Omaha	6 blocks .....	Never happened
Made five 3-pointers in a game .....	Ryan Majerle (5), 2/20/16 vs. Chicago State	4 steals .....	De'Andre Davis (4), 2/9/16 vs. Benedictine
Made six 3-pointers in a game .....	Josh Braun (6), 1/23/16 at UMKC	5 steals .....	Never happened
Made seven 3-pointers in a game .....	Never happened	6 steals .....	Never happened
Made eight 3-pointers in a game .....	Never happened		
Made nine 3-pointers in a game .....	Never happened	Played every minute .....	Josh Braun (40), 3/5/16 at Utah Valley
		Fouled out .....	Keonta Vernon and Joshua Braun, 11/12/16 vs. Duke
		Two players fouled out .....	DeWayne Russell & Josh Braun, 12/13/15 vs. Nebraska-Omaha



**TEAM**

Scored 90+ points	vs. Benedictine (95), 2/9/16	Won game by 30 points or more.	vs. Mississippi Valley State (34), 11/23/15
Scored 90+ points (WAC)	at Chicago State (90), 1/21/16	Won game by 35 points or more.	vs. Western New Mexico (50), 11/16/13
Scored 100+ points	vs. Nebraska-Omaha (104), 12/13/15	Won game by 40 points or more.	vs. Western New Mexico (50), 11/16/13
Scored 100+ points (WAC)	Never happened	Won game by 45 points or more.	vs. Western New Mexico (50), 11/16/13
Scored 110+ points	Never happened	Won game by 50 points or more	vs. Western New Mexico (50), 11/16/13
Scored 110+ points (WAC)	Never happened	Lost game by 30 points or more.	at Louisville (48), 12/5/15
Scored less than 50 points	at Kentucky (45), 11/14/14	Lost game by 40 points or more.	at Louisville (48), 12/5/15
Scored less than 50 points (WAC)	Never happened	Won game decided by one point.	at Texas-Pan American (W 79-78, OT), 3/8/14
Allowed 90+ points	vs. Duke, (96), 11/12/16	Lost game decided by one point.	vs. Chicago State (L 56-55), 1/31/15
Allowed 90+ points (WAC)	Never happened	Two consecutive games decided by one point	Never happened
Allowed 100+ points	vs. Nebraska-Omaha (108), 12/13/15	Two consecutive games decided by five points or less	2 games, 2/26/15 – 2/28/15
Allowed 100+ points (WAC)	Never happened	Three consecutive games decided by five points or less	3 games, 1/31/15 – 2/7/15
Shot 60% from the field	vs. Black Hills State (64.6%), 11/17/15	Came back from 15-point deficit	at UTRGV (19), 2/6/16
Shot 65% from the field.	Never happened	Came back from 18-point deficit	at UTRGV (19), 2/6/16
Shot 70% from the field.	Never happened	Came back from 20-point deficit	vs. CSU Bakersfield (20), 2/8/14
Shot less than 30% from the field	at New Mexico State (29.8%), 2/4/16	Pulled down 45 rebounds.	at Utah Valley (53), 3/5/16
Allowed 60% shooting	Never happened	Pulled down 50 rebounds.	at Utah Valley (53), 3/5/16
Allowed 65% shooting	Never happened	Pulled down 55 rebounds.	Never happened
Allowed 30% or less shooting.	vs. Alcorn State (30.0%), 11/19/15	Out-rebounded opponent by 15+	at Utah Valley (+23), 3/5/16
Allowed 25% or less shooting	vs. Western New Mexico (24.1%), 11/16/13	Out-rebounded opponent by 20+	at Utah Valley (+23), 3/5/16
Shot 90% or better from free throw line (min. 10 attempts)	vs. Northern Arizona (100%, 11-for-11), 3/28/15	Out-rebounded opponent by 25+	vs. Western New Mexico (+26), 11/16/13
Shot 100% from free throw line (min. 10 attempts).	vs. Northern Arizona (100%, 11-for-11), 3/28/15	Won an overtime game	at Texas-Pan American (OT), 3/8/14
Shot 50% or less from free throw line (min. 10 attempts).	at Duke (50.0%), 11/12/16	Lost an overtime game	vs. Nebraska-Omaha (OT), 12/13/15
Attempted 40 free throws	vs. Nebraska-Omaha (40), 12/13/15	Won an overtime game (WAC)	at Texas-Pan American (OT), 3/8/14
Attempted five or less free throws	vs. Jackson State (5), 3/17/16	Lost an overtime game (WAC)	Never happened
Made 30 free throws	vs. Nebraska-Omaha (31), 12/13/15	Played two overtimes.	Never happened
Made 10 3-pointers.	vs. Benedictine (12), 2/9/16	Played consecutive overtime games.	Never happened
Made 12 3-pointers.	vs. Benedictine (12), 2/9/16	Committed 20+ turnovers	at Duke (21), 11/12/16c
Made 15 3-pointers.	Never happened	Committed less than 10 turnovers.	at Coastal Carolina (6), 3/23/16
Made 16 3-pointers.	Never happened	Committed less than 8 turnovers.	at Coastal Carolina (6), 3/23/16
Made 17 3-pointers.	Never happened	Committed less than 5 turnovers.	vs. New Mexico State (4), 1/9/16
Scored 90+ points in consecutive games	Never happened	Scored 40+ in a half	vs. Jackson State (43), 3/17/16
Scored 90+ points in three consecutive games	Never happened	Scored 45+ in a half	at Utah Valley (45), 3/5/16
Scored 100+ points in consecutive games	Never happened	Scored 50+ in a half	vs. Benedictine (54), 2/9/16



## 2016-17 PENN STATE BASKETBALL Penn State Combined Team Statistics (as of Nov 13, 2016) All games

RECORD:	OVERALL	HOME	AWAY	NEUTRAL
ALL GAMES	1-1	1-1	0-0	0-0
CONFERENCE	0-0	0-0	0-0	0-0
NON-CONFERENCE	1-1	1-1	0-0	0-0

#	Player	gp-gs	min	avg	Total		3-Point		F-Throw		Rebounds				pf	dq	a	to	blk	stl	pts	avg
					fg-fga	fg%	3fg-fga	3fg%	ft-fa	ft%	off	def	tot	avg								
10	Carr, Tony	2-2	68	34.0	12-27	.444	4-9	.444	6-6	1.000	1	7	8	4.0	3	0	8	4	1	1	34	17.0
11	Stevens, Lamar	2-2	55	27.5	8-14	.571	0-1	.000	18-20	.900	1	9	10	5.0	6	0	5	3	3	2	34	17.0
33	Garner, Shep	2-2	71	35.5	10-26	.385	5-13	.385	6-6	1.000	0	5	5	2.5	7	0	9	4	0	0	31	15.5
24	Watkins, Mike	2-2	52	26.0	11-14	.786	0-0	.000	3-5	.600	3	10	13	6.5	7	0	0	7	10	3	25	12.5
00	Banks, Payton	2-1	55	27.5	8-21	.381	7-17	.412	0-0	.000	1	6	7	3.5	5	0	2	3	2	0	23	11.5
05	Samuel, Terrence	2-1	42	21.0	4-11	.364	0-2	.000	0-0	.000	3	3	6	3.0	3	0	4	1	0	5	8	4.0
44	Moore, Julian	2-0	22	11.0	1-3	.333	0-0	.000	3-6	.500	0	1	1	0.5	6	0	0	2	1	0	5	2.5
01	Zemgulis, Davis	2-0	22	11.0	1-4	.250	0-3	.000	1-2	.500	0	2	2	1.0	2	0	0	0	1	1	3	1.5
21	Washington, Isaiah	2-0	13	6.5	0-1	.000	0-1	.000	0-0	.000	0	0	0	0.0	4	0	1	1	0	1	0	0.0
Team											5	1	6									
Total.....		2	400		55-121	.455	16-46	.348	37-45	.822	14	44	58	29.0	43	0	29	25	18	13	163	81.5
Opponents.....		2	400		56-124	.452	15-36	.417	34-44	.773	26	54	80	40.0	44	1	26	33	4	10	161	80.5

TEAM STATISTICS	PSU	OPP	Date	Opponent	Score	Att.
SCORING	163	161	11/11/16	ALBANY	L 81-87	6230
Points per game	81.5	80.5	11/13/16	DUQUESNE	W 82-74	5856
Scoring margin	+1.0	-	* - Conference game			
FIELD GOALS-ATT	55-121	56-124				
Field goal pct	.455	.452				
3 POINT FG-ATT	16-46	15-36				
3-point FG pct	.348	.417				
3-pt FG made per game	8.0	7.5				
FREE THROWS-ATT	37-45	34-44				
Free throw pct	.822	.773				
F-Throws made per game	18.5	17.0				
REBOUNDS	58	80				
Rebounds per game	29.0	40.0				
Rebounding margin	-11.0	-				
ASSISTS	29	26				
Assists per game	14.5	13.0				
TURNOVERS	25	33				
Turnovers per game	12.5	16.5				
Turnover margin	+4.0	-				
Assist/turnover ratio	1.2	0.8				
STEALS	13	10				
Steals per game	6.5	5.0				
BLOCKS	18	4				
Blocks per game	9.0	2.0				
ATTENDANCE	12086	0				
Home games-Avg/Game	2-6043	0-0				
Neutral site-Avg/Game	-	0-0				

Score by Periods	1st	2nd	Totals
Penn State	58	105	163
Opponents	70	91	161

## Penn State Combined Team Statistics (as of Mar 06, 2016) All games

RECORD:	OVERALL	HOME	AWAY	NEUTRAL
ALL GAMES	16-15	11-4	4-9	1-2
CONFERENCE	7-11	5-3	2-7	0-1
NON-CONFERENCE	9-4	6-1	2-2	1-1

#	Player	gp-gs	min	avg	Total		3-Point		F-Throw		Rebounds				pf	dq	a	to	blk	stl	pts	avg
					fg-fga	fg%	3fg-fga	3fg%	ft-fa	ft%	off	def	tot	avg								
10	Taylor, Brandon	31-31	996	32.1	183-419	.437	48-135	.356	92-125	.736	50	152	202	6.5	93	2	47	78	17	18	506	16.3
33	Garner, Shep	31-31	1089	35.1	140-374	.374	72-198	.364	97-125	.776	9	89	98	3.2	58	1	104	63	7	41	449	14.5
00	Banks, Payton	31-30	902	29.1	106-279	.380	39-122	.320	45-61	.738	35	101	136	4.4	70	2	37	43	3	26	296	9.5
23	Reaves, Josh	25-19	590	23.6	63-168	.375	3-39	.077	31-41	.756	33	60	93	3.7	63	1	48	35	23	34	160	6.4
05	Jack, Donovan	31-4	420	13.5	54-109	.495	9-30	.300	30-54	.556	24	64	88	2.8	79	3	5	24	17	3	147	4.7
03	Foster, Devin	30-4	573	19.1	42-92	.457	10-23	.435	28-48	.583	21	52	73	2.4	58	0	36	24	0	10	122	4.1
44	Moore, Julian	30-12	476	15.9	40-90	.444	0-2	.000	37-55	.673	29	72	101	3.4	53	0	7	19	17	8	117	3.9
01	Zemgulis, Davis	26-1	318	12.2	26-68	.382	10-40	.250	13-19	.684	20	24	44	1.7	20	0	8	13	0	4	75	2.9
32	Dickerson, Jordan	31-23	564	18.2	33-62	.532	0-0	.000	22-39	.564	46	61	107	3.5	90	4	13	22	50	10	88	2.8
21	Washington, Isaiah	26-0	321	12.3	19-79	.241	11-54	.204	23-33	.697	11	35	46	1.8	33	0	7	17	4	7	72	2.8
11	Halle, Sam	1-0	1	1.0	0-0	.000	0-0	.000	0-0	.000	1	0	1	1.0	0	0	0	0	0	0	0	0.0
Team											44	45	89		3		12					
Total.....		31	6250		706-1740	.406	202-643	.314	418-600	.697	323	755	1078	34.8	620	13	312	350	138	161	2032	65.5
Opponents.....		31	6250		715-1689	.423	220-601	.366	499-702	.711	309	802	1111	35.8	568	-	373	364	97	176	2149	69.3

TEAM STATISTICS	PSU	OPP
SCORING	2032	2149
Points per game	65.5	69.3
Scoring margin	-3.8	-
FIELD GOALS-ATT	706-1740	715-1689
Field goal pct	.406	.423
3 POINT FG-ATT	202-643	220-601
3-point FG pct	.314	.366
3-pt FG made per game	6.5	7.1
FREE THROWS-ATT	418-600	499-702
Free throw pct	.697	.711
F-Throws made per game	13.5	16.1
REBOUNDS	1078	1111
Rebounds per game	34.8	35.8
Rebounding margin	-1.1	-
ASSISTS	312	373
Assists per game	10.1	12.0
TURNOVERS	350	364
Turnovers per game	11.3	11.7
Turnover margin	+0.5	-
Assist/turnover ratio	0.9	1.0
STEALS	161	176
Steals per game	5.2	5.7
BLOCKS	138	97
Blocks per game	4.5	3.1
ATTENDANCE	103648	135914
Home games-Avg/Game	15-6910	13-9524
Neutral site-Avg/Game	-	3-4036

Score by Periods	1st	2nd	OT	OT2	Totals
Penn State	923	1090	5	14	2032
Opponents	1012	1125	5	7	2149

Date	Opponent	Score	Att.
11/14/15	VMI	w 62-50	5959
11/17/15	DEPAUL	w 68-62	5023
11/20/15	at Duquesne	L 52-78	3520
11/20/15	RADFORD	L 74-86	4675
11/28/15	BUCKNELL	w 62-58	5097
12/2/15	at Boston College	w 67-58	2165
12/02/15	EASTERN MICHIGAN	w 81-70	10303
12/08/15	at GW	L 66-76	3262
12/10/15	CANISIUS	w 81-67	4509
12/12/15	ULM	w 54-50	4824
12/19/15	at Drexel	w 63-57	3033
12/22/15	vs COLORADO	L 70-71	0
12/23/15	vs KENT STATE	w 75-69	0
* 12/30/15	at Maryland Terrapins	L 64-70	17950
* 01/02/16	at Michigan	L 56-79	12707
* 1/05/16	MINNESOTA	w 86-77	5892
* 1/10/16	MICHIGAN STATE	L 65-92	10855
* 01/13/16	at Purdue	L 57-74	13802
* 01/16/16	at Northwestern	w 71-62	7512
* 1/21/16	WISCONSIN	L 60-66	7145
* 01/25/16	at Ohio State	L 46-66	11542
* 1/30/16	vs MICHIGAN	L 72-79	12108
* 02/03/16	at Iowa	L 49-73	12596
* 2/6/16	INDIANA	w 68-63	10351
* 02/13/16	at Nebraska	L 54-70	15613
* 02/17/16	IOWA	w 79-75	6590
* 2/20/16	at RUTGERS	w 70-58	5307
* 02/25/16	NEBRASKA	w 56-55	7385
* 2/28/16	at Michigan State	L 57-88	14797
* 3/3/16	NORTHWESTERN	L 61-71	5936
* 03/06/16	ILLINOIS	Wo2 86-79	9104

\* - Conference game