

NCAA Gymnastics Score Sheet

Teams: Home Air Force

Visitor Michigan

Date Apr 19, 2024

Place Covelli Center

Attendance 1844

Name	D	1	2	3	4	5	nd	AVE
1 Tai Gopaul	105	5.3	7.7	7.7	7.8	8.1		13.166
2 Jake Sampier	112	5.4	7.7	7.9	7.7	7.4		13.033
3 Erich Upton	113	5.7	8.3	8.3	8.2	8.5		14.066
4 Garrett Braunton	103	5.1	6.5	6.5	6.1	5.8		11.233
5 Oliver Zavel	116	5.8	8.0	7.9	7.7	7.4	-0.1	13.433

Floor Score: **64.931** Running Score: **64.931**

Name	D	1	2	3	4	5	nd	AVE
1 Lais Naijar	614	5.4	8.3	8.3	8.3	8.2		13.666
2 Javier Alfonso	601	5.4	8.1	8.3	8.2	8.1	7.9	13.533
3 Landen Blixt	602	5.5	8.8	8.5	8.6	8.8	-0.3	13.900
4 Crew Bold	603	5.5	8.5	8.3	8.6	8.6		14.033
5 Paul Juda	611	5.8	8.6	8.5	8.8	8.6		14.366

Floor Score: **69.498** Running Score: **69.498**

Name	D	1	2	3	4	5	nd	AVE
1 Erich Upton	113	4.4	7.8	7.7	8.0	8.0		12.333
2 Bry'an Woffinden	114	4.6	7.6	7.9	7.8	8.0		12.433
3 Jack Matlock	109	5.3	8.6	8.5	8.4	8.6		13.866
4 Sam Brown	104	5.5	8.7	8.7	8.8	8.8		14.266
5 Patrick Hoopes	106	6.5	8.7	8.5	8.7	9.0		15.266

Pommel Score: **68.164** Running Score: **133.095**

Name	D	1	2	3	4	5	nd	AVE
1 Zach Granados	606	5.3	8.7	8.3	8.4	8.4		13.800
2 Kevin Chow	604	5.3	8.6	8.6	8.0	8.3		13.766
3 Kyle Walchuk	621	5.2	8.4	8.4	8.4	8.5		13.600
4 Landen Blixt	602	4.7	8.5	8.5	8.7	8.8		13.366
5 Paul Juda	611	5.3	8.0	7.9	8.0	7.8		13.266

Pommel Score: **67.798** Running Score: **137.296**

Name	D	1	2	3	4	5	nd	AVE
1 Tai Gopaul	105	4.3	8.2	8.1	8.2	8.0		12.466
2 Erich Upton	113	4.6	8.3	8.1	8.5	8.1		12.900
3 Jacob Becchetti	101	4.6	8.5	8.5	8.2	8.1		12.866
4 Oliver Zavel	116	4.4	8.5	8.6	8.5	8.4		12.933
5 Garrett Braunton	103	4.8	8.6	8.6	8.5	8.7		13.400

Rings Score: **64.565** Running Score: **197.660**

Name	D	1	2	3	4	5	nd	AVE
1 Rithik Puri	617	5.3	8.8	8.9	9.0	9.1		14.266
2 Chris Read	618	5.3	8.3	8.1	8.6	8.5		13.700
3 Javier Alfonso	601	5.7	8.8	8.8	8.7	8.8		14.466
4 Landen Blixt	602	4.4	8.5	8.5	8.9	8.9		13.066
5 Fred Richard	619	4.7	8.9	8.9	9.1	9.2		13.733

Rings Score: **69.231** Running Score: **206.527**

Name	D	1	2	3	4	5	nd	AVE
1 Jake Sampier	112	4.4	9.5	9.4	9.3	9.5		13.800
2 Bryan Woffinden	114	5.2	9.1	9.1	9.1	9.1		14.300
3 Garrett Braunton	103	4.8	9.4	9.3	9.5	9.5		14.266
4 Oliver Zavel	116	5.2	9.1	9.0	9.0	9.2	-0.1	14.166
5 Erich Upton	113	5.2	9.1	9.2	9.2	9.4		14.433

Vault Score: **70.965** Running Score: **268.625**

Name	D	1	2	3	4	5	nd	AVE
1 Evgeny Siminiuc	620	4.8	8.9	8.9	8.8	9.0		13.733
2 Chris Read	618	5.2	9.5	9.2	9.3	9.2		14.466
3 David Wolma	623	5.2	9.3	9.4	9.6	9.5		14.666
4 Landen Blixt	602	5.2	9.5	9.3	9.2	9.3		14.466
5 Paul Juda	611	5.2	9.6	9.7	9.6	9.6		14.800

Vault Score: **72.131** Running Score: **278.658**

Name	D	1	2	3	4	5	nd	AVE
1 Tai Gopaul	105	4.6	8.8	8.7	8.8	8.8		13.366
2 Patrick Hoopes	106	4.3	9.2	8.9	9.1	9.0		13.300
3 Charlie Miles	110	4.7	8.4	8.7	8.5	8.6		13.233
4 Erich Upton	113	4.8	9.1	8.9	9.1	8.9		13.833
5 Oliver Zavel	116	5.2	8.5	8.3	8.2	8.5		13.533

P. Bar Score: **67.265** Running Score: **335.890**

Name	D	1	2	3	4	5	nd	AVE
1 Javier Alfonso	601	5.1	8.9	8.9	9.1	9.0		14.033
2 Logan McKeown	613	5.8	8.4	8.3	8.6	8.7		14.366
3 Evgeny Siminiuc	620	5.8	8.8	8.9	8.8	9.0		14.700
4 Crew Bold	603	5.6	8.8	8.5	8.5	8.8		14.200
5 Fred Richard	619	5.5	9.2	9.2	9.0	9.1		14.666

P. Bar Score: **71.965** Running Score: **350.623**

Name	D	1	2	3	4	5	nd	AVE
1 Eric Popescu	111	4.2	8.1	7.6	8.2	7.8		12.100
2 Charlie Miles	110	4.6	7.6	7.8	7.6	7.7		12.300
3 Erich Upton	113	4.6	8.5	8.4	8.4	8.3		12.966
4 Oliver Zavel	116	4.9	8.4	8.1	8.3	8.2		13.133
5 Garrett Braunton	103	4.4	7.8	7.1	7.2	7.5		11.700

H. Bar Score: **62.199** Running Score: **398.089**

Name	D	1	2	3	4	5	nd	AVE
1 Robert Noll	615	4.8	8.9	8.7	8.7	8.8		13.533
2 Paul Juda	611	5.3	8.9	8.9	8.9	8.8		14.166
3 Evgeny Siminiuc	620	5.3	8.2	8.4	8.7	8.4		13.733
4 Crew Bold	603	5.6	8.4	8.2	8.1	8.0		13.733
5 Fred Richard	619	5.1	9.1	8.9	9.0	9.2		14.166

H. Bar Score: **69.331** Running Score: **419.954**

Final Team Score: **398.089**

Team ND: **-1.0** Final Team Score: **418.954**

All-Arounders

All-Arounders

	Upton	Zavel			
FX	14.066	13.433			
PH	12.333	12.366			
SR	12.900	12.933			
VT	14.433	14.166			
PB	13.833	13.533			
HB	12.966	13.133			
AA	80.531	79.564			

FX					
PH					
SR					
VT					
PB					
HB					
AA					

Judge's Signatures * FX * PH * SR * VT * PB * HB

* Head Judge FX PH SR VT PB HB

Coach's Signature _____ Coach's Signature _____

NCAA Gymnastics Score Sheet

Teams: Home Ohio State

Visitor Oklahoma

Date Apr 19, 2024

Place Covelli Center

Attendance 1844

Name	D	1	2	3	4	5	nd	AVE	
1 Zach Snyder	919	5.5	8.4	8.2	8.3	8.5	8.2	-0.1	13.700
2 Jesse Pakele	915	5.5	7.3	7.0	7.1	7.5	7.5	-0.1	12.700
3 Chase Dav enport-Mill:	905	5.4	8.8	8.6	8.7	8.5	9.0		14.100
4 Kazuki Hayashi	908	5.3	8.9	8.5	8.6	8.8	8.8	-0.1	13.933
5 Kameron Nelson	912	5.9	8.9	8.5	8.4	8.8	9.0		14.633

Name	D	1	2	3	4	5	nd	AVE	
1 Brigham Frentheway	1010	5.5	8.1	7.9	7.9	7.7	7.7		13.333
2 Leo Koike	1013	5.2	7.9	8.0	8.2	8.1	8.3		13.300
3 Jack Freeman	1009	5.4	8.7	8.4	8.5	8.7	8.5		13.966
4 Nico Hamilton	1012	5.3	8.7	8.7	8.7	8.7	8.5		14.000
5 Emre Dodanli	1006	6.0	8.8	8.8	8.9	9.1	8.9		14.866

Floor Score: **69.066** Running Score: **69.066**

Floor Score: **69.465** Running Score: **69.465**

Name	D	1	2	3	4	5	nd	AVE	
1 Kristian Grahovski	906	5.4	8.4	8.4	8.6	8.4	8.4		13.800
2 Tyler Rockwood	918	4.7	8.3	8.3	8.5	8.4	8.5		13.100
3 Michael Nguven	913	4.4	8.5	8.5	8.5	8.7	8.5		12.900
4 Parker Thackston	921	6.1	8.7	9.0	8.9	8.9	8.8		14.966
5 Jesse Pakele	915	5.0	8.5	8.3	8.4	8.3	8.5		13.400

Name	D	1	2	3	4	5	nd	AVE	
1 Kelton Christiansen	1005	5.1	8.5	8.5	8.5	8.4	8.6		13.600
2 Tyler Flores	1008	5.4	8.5	8.5	8.6	8.5	8.6		13.933
3 Fuzzy Benas	1002	5.5	8.0	7.8	8.3	8.4	8.2		13.666
4 Zach Nunez	1016	5.6	8.5	8.4	8.6	8.2	8.4		14.033
5 Ignacio Yockers	1021	6.3	8.8	8.7	8.8	8.8	9.1		15.100

Pommel Score: **68.166** Running Score: **137.232**

Pommel Score: **70.332** Running Score: **139.797**

Name	D	1	2	3	4	5	nd	AVE	
1 Arthur Ashton	902	5.1	8.5	8.2	8.5	8.4	8.1		13.466
2 Tyler Rockwood	918	5.2	8.3	8.1	8.5	8.6	8.4		13.600
3 Kameron Nelson	912	5.4	7.6	7.5	8.1	7.6	8.1		13.166
4 Donovan Hewitt	909	5.4	8.1	7.9	8.0	8.3	8.1		13.466
5 Jesse Pakele	915	5.1	7.7	7.9	7.8	7.6	7.8		12.866

Name	D	1	2	3	4	5	nd	AVE	
1 Max Bereznev	1003	4.6	9.0	9.0	9.0	8.9	9.1		13.600
2 Matthew Burgovne	1004	4.7	8.9	8.7	8.8	8.7	9.0		13.500
3 Daniel Simmons	1019	4.7	8.3	8.6	8.7	8.9	8.4		13.266
4 Tas Haidu	1011	5.0	8.8	8.7	8.9	9.1	9.0		13.900
5 Zachary Marckx	1015	5.3	8.3	8.1	8.5	8.5	8.6		13.733

Rings Score: **66.564** Running Score: **203.796**

Rings Score: **67.999** Running Score: **207.796**

Name	D	1	2	3	4	5	nd	AVE	
1 Chase Davenport-Mill:	905	4.9	9.5	9.5	9.7	9.8	9.7		14.533
2 Kazuki Hayashi	908	5.2	9.5	9.2	9.3	9.2	9.3		14.466
3 Zach Snyder	919	5.3	9.5	9.5	9.5	9.5	9.7		14.800
4 Kameron Nelson	912	5.2	9.3	9.4	9.4	9.4	9.2	-0.3	14.266
5 Justin Ciccone	904	5.2	8.9	9.0	9.1	9.2	9.1		14.266

Name	D	1	2	3	4	5	nd	AVE	
1 Tyler Flores	1008	4.8	9.5	9.4	9.6	9.6	9.5		14.333
2 Brigham Frentheway	1010	5.2	9.2	9.2	9.3	9.2	9.4		14.433
3 Leo Koike	1013	5.2	9.5	9.2	9.4	9.5	9.3	-0.3	14.300
4 Fuzzy Benas	1002	5.3	9.4	9.4	9.5	9.6	9.7		14.800
5 Max Bereznev	1003	5.3	9.7	9.7	9.8	9.7	9.7		15.000

Vault Score: **72.331** Running Score: **276.127**

Vault Score: **72.866** Running Score: **280.662**

Name	D	1	2	3	4	5	nd	AVE	
1 Jakob Murray	911	4.9	8.7	8.4	8.8	8.7	8.6		13.566
2 Kristian Grahovski	906	4.5	8.2	8.3	8.1	8.1	8.1		12.633
3 Kazuki Hayashi	908	4.9	8.4	8.2	8.4	8.3	8.5		13.266
4 Tyler Rockwood	918	5.5	8.3	8.4	8.4	8.5	8.6		13.933
5 Caden Spencer	920	5.0	8.1	8.2	8.2	8.2	8.3		13.200

Name	D	1	2	3	4	5	nd	AVE	
1 Tyler Flores	1008	5.0	9.1	9.1	9.2	9.2	9.2		14.166
2 Ignacio Yockers	1021	4.7	8.9	8.9	8.7	9.1	9.0		13.633
3 Nico Hamilton	1012	4.9	8.8	8.7	9.0	8.9	8.9		13.766
4 Fuzzy Benas	1002	5.4	9.0	9.2	9.0	9.2	8.8		14.466
5 Emre Dodanli	1006	5.3	9.0	8.8	9.0	9.2	9.1		14.333

P. Bar Score: **66.598** Running Score: **342.725**

P. Bar Score: **70.364** Running Score: **351.026**

Name	D	1	2	3	4	5	nd	AVE	
1 Parker Thackston	921	4.8	8.1	8.4	7.9	7.8	8.0		12.800
2 Jacob Harmon	907	4.8	8.7	8.5	8.8	8.9	8.6		13.500
3 Chase Davenport-Mill:	905	4.5	8.1	7.1	8.1	7.8	8.6		12.500
4 Kazuki Hayashi	908	5.1	8.8	8.7	8.3	8.1	8.8		13.700
5 Caden Spencer	920	5.1	8.5	8.6	8.2	8.1	8.5		13.500

Name	D	1	2	3	4	5	nd	AVE	
1 Brigham Frentheway	1010	4.9	8.6	8.2	8.1	8.4	8.5		13.266
2 Kelton Christiansen	1005	5.3	7.8	8.3	8.7	8.9	8.8		13.900
3 Fuzzy Benas	1002	5.3	8.2	8.3	8.1	7.9	8.2		13.466
4 Jack Freeman	1009	5.4	8.3	8.4	7.7	8.0	8.5		13.633
5 Emre Dodanli	1006	5.5	8.1	8.1	8.4	8.3	8.1		13.666

H. Bar Score: **66.000** Running Score: **408.725**

H. Bar Score: **67.931** Running Score: **418.957**

Final Team Score: **408.725**

Final Team Score: **418.957**

All-Arounders

All-Arounders

	FX	PH	SR	VT	PB	HB
FX						
PH						
SR						
VT						
PB						
HB						
AA						

	FX	PH	SR	VT	PB	HB
FX						
PH						
SR						
VT						
PB						
HB						
AA						

Judge's Signatures * FX * PH * SR * VT * PB * HB

* Head Judge FX PH SR VT PB HB

Coach's Signature _____ Coach's Signature _____

NCAA Gymnastics Score Sheet

Teams: Home Penn State

Visitor Springfield

Date Apr 19, 2024

Place Covelli Center

Attendance

1844

Name	D	1	2	3	4	5	nd	AVE
1 Landon Simpson 1115	4.6	8.1	8.3	7.9	8.3	8.1		12.766
2 Kacper Gamczarek 1108	5.3	8.4	8.0	8.3	8.6	8.3		13.633
3 Michael Artlip 1102	5.0	8.7	8.6	8.4	8.7	8.7		13.666
4 Luke Esparo 1106	5.3	7.4	7.2	7.3	7.1	7.1		12.500
5 Josh Karnes 1110	5.3	8.7	8.3	8.5	8.6	8.5	-0.1	13.733

Name	D	1	2	3	4	5	nd	AVE
1 Timothy Templeton 1324	4.8	8.1	8.1	8.2	8.1	8.3		12.933
2 Matt Browne 1302	4.4	5.8	6.2	6.1	5.6	6.0	-0.3	10.066
3 Will Wilson 1325	5.0	7.5	7.5	7.2	7.9	7.5		12.500
4 Evan Reichert 1320	4.9	8.3	8.5	8.2	8.3	8.3		13.200
5 Dominic Ramalho 1319	4.7	8.5	8.5	8.6	8.4	8.2		13.166

Floor Score: 66.298 Running Score: 66.298

Floor Score: 61.865 Running Score: 61.865

Name	D	1	2	3	4	5	nd	AVE
1 Michael Artlip 1102	4.4	8.6	8.7	8.7	8.4	8.4		12.966
2 Ethan Dick 1105	5.0	8.7	8.6	9.0	8.5	8.6		13.633
3 Landon Simpson 1115	4.9	8.9	8.9	8.4	8.4	8.8		13.600
4 Josh Karnes 1110	5.3	8.3	8.4	8.3	8.3	8.5		13.633
5 Michael Jaroh 1109	5.2	7.9	8.0	7.7	7.9	8.0		13.133

Name	D	1	2	3	4	5	nd	AVE
1 Jaden Laubstein 1315	4.7	7.8	7.4	7.8	7.7	7.7		12.433
2 Gio Mantia 1317	4.3	6.8	6.8	6.8	7.0	7.0		11.166
3 Felix Kriedemann 1313	4.8	8.1	7.8	8.3	8.2	8.1		12.933
4 Sam Kaplan 1312	4.6	8.5	8.7	8.6	8.4	8.7		13.200
5 Peyton Cramer 1306	5.7	8.3	8.4	8.4	8.5	8.6		14.133

Pommel Score: 66.965 Running Score: 133.263

Pommel Score: 63.865 Running Score: 125.730

Name	D	1	2	3	4	5	nd	AVE
1 Matthew Underhill 1116	5.4	8.4	8.1	7.8	8.4	8.4		13.700
2 Nathaniel Warren 1117	5.3	8.5	8.0	8.5	8.2	8.1		13.566
3 Luke Esparo 1106	5.0	8.6	8.6	8.9	8.7	9.0		13.733
4 Josh Karnes 1110	4.9	8.8	8.6	8.5	8.5	8.6		13.466
5 Michael Jaroh 1109	5.0	7.7	7.5	7.8	8.0	7.7		12.733

Name	D	1	2	3	4	5	nd	AVE
1 Dominic Ramalho 1319	4.2	8.7	8.6	8.4	8.5	8.7		12.800
2 Matt Browne 1302	3.8	7.6	7.4	7.7	7.7	7.5		11.400
3 Peyton Cramer 1306	4.0	9.1	9.1	8.9	9.0	9.0		13.033
4 Will Wilson 1325	4.3	8.5	8.7	8.8	8.5	8.8		12.966
5 David Handron 1310	4.7	8.4	8.0	8.6	8.4	8.3		13.066

Rings Score: 67.198 Running Score: 200.461

Rings Score: 63.265 Running Score: 188.995

Name	D	1	2	3	4	5	nd	AVE
1 Matthew Underhill 1116	5.2	9.1	9.2	9.2	9.3	9.1	-0.3	14.066
2 Josh Karnes 1110	5.2	9.2	9.0	9.2	9.2	9.3		14.400
3 Landon Simpson 1115	5.2	9.5	9.3	9.3	9.2	9.3		14.500
4 Luke Esparo 1106	5.2	9.1	9.2	9.3	9.2	9.4		14.433
5 Michael Jaroh 1109	5.2	9.3	9.1	9.0	9.3	9.2		14.400

Name	D	1	2	3	4	5	nd	AVE
1 Tyler Beekman 1301	4.4	9.5	9.3	9.4	9.4	9.3		13.766
2 Will Wilson 1325	5.2	8.2	8.2	8.5	8.2	8.2	-0.3	13.100
3 Evan Reichert 1320	4.8	9.0	9.0	9.1	9.1	9.2		13.866
4 Owen Carney 1303	5.2	9.3	9.1	9.2	9.2	9.3		14.433
5 Dominic Ramalho 1319	4.8	9.4	9.5	9.5	9.6	9.5		14.300

Vault Score: 71.799 Running Score: 272.260

Vault Score: 69.465 Running Score: 258.460

Name	D	1	2	3	4	5	nd	AVE
1 Michael Artlip 1102	4.4	8.9	9.1	9.0	8.9	8.7		13.333
2 Landon Simpson 1115	4.4	7.7	7.9	7.7	7.8	7.9		12.200
3 Kacper Gamczarek 1108	5.2	8.8	8.4	8.7	8.4	9.0		13.833
4 Michael Jaroh 1109	5.1	7.7	7.8	7.8	7.5	7.4		12.766
5 Josh Karnes 1110	6.0	8.6	8.6	8.8	8.7	8.4		14.633

Name	D	1	2	3	4	5	nd	AVE
1 Tyler Beekman 1301	4.7	7.7	7.7	8.1	8.1	8.1		12.666
2 Carter Cocharo 1304	4.1	7.8	7.7	7.9	7.6	8.0		11.900
3 Noah Dhaliwal 1307	4.4	8.9	8.7	8.8	9.0	8.8		13.233
4 Peyton Cramer 1306	3.6	9.1	9.0	9.1	8.9	9.0		12.633
5 Dominic Ramalho 1319	4.3	9.0	8.8	9.0	9.0	8.7		13.233

P. Bar Score: 66.765 Running Score: 339.025

P. Bar Score: 63.665 Running Score: 322.125

Name	D	1	2	3	4	5	nd	AVE
1 Kacper Gamczarek 1108	4.7	8.4	8.5	8.5	8.7	8.8		13.266
2 Michael Artlip 1102	4.9	8.2	8.5	8.4	8.5	8.4		13.333
3 Akseli Karsikas 1111	5.3	7.4	6.8	7.1	6.6	6.9		12.233
4 Josh Karnes 1110	5.6	7.9	8.2	8.0	8.0	8.4		13.666
5 Michael Jaroh 1109	5.2	8.7	8.6	8.4	8.8	8.8		13.900

Name	D	1	2	3	4	5	nd	AVE
1 Jaden Laubstein 1315	3.8	7.7	7.8	7.8	7.1	7.5		11.466
2 Felix Kriedemann 1313	4.0	8.2	8.2	8.5	8.3	8.1		12.233
3 Noah Dhaliwal 1307	4.1	8.6	9.1	8.8	8.9	8.5		12.866
4 Owen Carney 1303	4.6	8.2	8.3	8.2	8.4	8.5		12.900
5 Dominic Ramalho 1319	3.1	7.8	7.2	6.7	7.7	7.6		10.600

H. Bar Score: 66.398 Running Score: 405.423

H. Bar Score: 60.065 Running Score: 382.190

Final Team Score: 405.423

Final Team Score: 382.190

All-Arounders

All-Arounders

	Artlip	Jaroh	Karnes
FX	13.666	13.100	13.733
PH	12.966	13.133	13.633
SR	12.733	12.733	13.466
VT	14.266	14.400	14.400
PB	13.333	12.766	14.633
HB	13.333	13.900	13.666
AA	80.297	80.032	83.531

	Ramalho
	13.166
	11.500
	12.800
	14.300
	13.233
	10.600
	75.599

Judge's Signatures * FX PH SR VT PB HB

* Head Judge FX PH SR VT PB HB







Coach's Signature _____ Coach's Signature _____

2024 NCAA Championships - Qualifier

Team Results

Apr 19, 2024

Men / 10
Session: 2

Rank	Gym	Team	Score						
1	Oklahoma	X	418.957	69.465 2	70.332 1	67.999 2	72.866 1	70.364 2	67.931 2
2	Michigan	X	418.954 (Inc -1.0 ND)	69.498 1	67.798 4	69.231 1	72.131 3	71.965 1	69.331 1
3	Ohio State	X	408.725	69.066 3	68.166 2	66.564 4	72.331 2	66.598 5	66.000 4
4	Penn State	X	405.423	66.298 4	66.965 5	67.198 3	71.799 4	66.765 4	66.398 3
5	Air Force	X	398.089	64.931 5	68.164 3	64.565 5	70.965 5	67.265 3	62.199 5
6	Springfield	X	382.190	61.865 6	63.865 6	63.265 6	69.465 6	63.665 6	60.065 6







2024 NCAA Championships - Qualifier

Event Results - AA

Apr 19, 2024

Page: 1
Printed: 4/19/2024 9:17 PM

Men / 10
Session: 2

Rank	Num	Name	Gym							AA
1	1110	Josh Karnes	Penn State	13.733	13.633	13.466	14.400	14.633	13.666	83.531
2	113	Erich Upton	Air Force	14.066	12.333	12.900	14.433	13.833	12.966	80.531
3	1102	Michael Artlip	Penn State	13.666	12.966	12.733	14.266	13.333	13.333	80.297
4	1109	Michael Jaroh	Penn State	13.100	13.133	12.733	14.400	12.766	13.900	80.032
5	116	Oliver Zavel	Air Force	13.433	12.366	12.933	14.166	13.533	13.133	79.564
6	1319	Dominic Ramalho	Springfield	13.166	11.500	12.800	14.300	13.233	10.600	75.599
7	1501	Aidan Cuy	William and Mary	12.433	11.666	10.966	13.233	12.366	12.000	72.664
8	1205	Michelangelo Villani	Simpson	12.733	11.200	11.366	13.500	12.166	11.466	72.431
9	1510	Gavin Zborowski	William and Mary	11.000	11.666	12.400	12.966	11.633	12.533	72.198
10	1204	Milo Staley	Simpson	9.666	12.100	10.466	13.866	10.900	11.766	68.764

2024 NCAA Championships - Qualifier

Event Results - Floor

Apr 19, 2024

Page: 1
Printed: 4/19/2024 9:17 PM

Men / 10
Session: 2



Rank	Num	Name	Gym	Diff	Exec	ND	Score	Out
1	1006	Emre Dodanli	Oklahoma	6.000	8.866	..	14.866	0.000
2	912	Kameron Nelson	Ohio State	5.900	8.733	..	14.633	0.233
3	611	Paul Juda	Michigan	5.800	8.566	..	14.366	0.500
4	905	Chase Davenport-Mills	Ohio State	5.400	8.700	..	14.100	0.766
5	113	Erich Upton	Air Force	5.700	8.366	..	14.066	0.800
6	603	Crew Bold	Michigan	5.500	8.533	..	14.033	0.833
7	1012	Nico Hamilton	Oklahoma	5.300	8.700	..	14.000	0.866
8	1009	Jack Freeman	Oklahoma	5.400	8.566	..	13.966	0.900
9	908	Kazuki Hayashi	Ohio State	5.300	8.733	-0.1	13.933	0.933
10	602	Landen Blixt	Michigan	5.500	8.700	-0.3	13.900	0.966
11	1110	Josh Karnes	Penn State	5.300	8.533	-0.1	13.733	1.133
12	919	Zach Snyder	Ohio State	5.500	8.300	-0.1	13.700	1.166
13	1102	Michael Artlip	Penn State	5.000	8.666	..	13.666	1.200
14	614	Lais Najjar	Michigan	5.400	8.266	..	13.666	1.200
15	1108	Kacper Garnczarek	Penn State	5.300	8.333	..	13.633	1.233
16	601	Javier Alfonso	Michigan	5.400	8.133	..	13.533	1.333
17	116	Oliver Zavel	Air Force	5.800	7.733	-0.1	13.433	1.433
18	1010	Brigham Frentheway	Oklahoma	5.500	7.833	..	13.333	1.533
19	1013	Leo Koike	Oklahoma	5.200	8.100	..	13.300	1.566
20	1320	Evan Reichert	Springfield	4.900	8.300	..	13.200	1.666
21	1319	Dominic Ramalho	Springfield	4.700	8.466	..	13.166	1.700
22	1504	Garrett Kasiski	William and Mary	5.100	8.066	..	13.166	1.700
23	105	Tai Gopaul	Air Force	5.300	7.866	..	13.166	1.700
24	1109	Michael Jaroh	Penn State	4.800	8.300	..	13.100	1.766
25	112	Jake Sampier	Air Force	5.400	7.633	..	13.033	1.833
26	1324	Timothy Templeton	Springfield	4.800	8.133	..	12.933	1.933
27	1115	Landon Simpson	Penn State	4.600	8.166	..	12.766	2.100
28	1205	Michelangelo Villani	Simpson	4.700	8.133	-0.1	12.733	2.133
29	915	Jesse Pakele	Ohio State	5.500	7.300	-0.1	12.700	2.166
30	1503	Will Harrington	William and Mary	4.600	8.166	-0.1	12.666	2.200
31	1325	Will Wilson	Springfield	5.000	7.500	..	12.500	2.366
32	1106	Luke Esparo	Penn State	5.300	7.200	..	12.500	2.366
33	1501	Aidan Cuy	William and Mary	4.600	7.833	..	12.433	2.433
34	103	Garrett Braunton	Air Force	5.100	6.133	..	11.233	3.633
35	1510	Gavin Zborowski	William and Mary	4.900	6.100	..	11.000	3.866
36	1302	Matt Browne	Springfield	4.400	5.966	-0.3	10.066	4.800
37	1204	Milo Staley	Simpson	4.500	5.466	-0.3	9.666	5.200
38	619	Fred Richard	Michigan	0.000	0.000	..	0.000	14.866

2024 NCAA Championships - Qualifier

Event Results - Pommel

Apr 19, 2024

Page: 1
Printed: 4/19/2024 9:17 PM

Men / 10
Session: 2



Rank	Num	Name	Gym	Diff	Exec	ND	Score	Out
1	106	Patrick Hoopes	Air Force	6.500	8.766	..	15.266	0.000
2	1021	Ignacio Yockers	Oklahoma	6.300	8.800	..	15.100	0.166
3	921	Parker Thackston	Ohio State	6.100	8.866	..	14.966	0.300
4	619	Fred Richard	Michigan	5.400	8.966	..	14.366	0.900
5	104	Sam Brown	Air Force	5.500	8.766	..	14.266	1.000
6	1306	Peyton Cramer	Springfield	5.700	8.433	..	14.133	1.133
7	1016	Zach Nunez	Oklahoma	5.600	8.433	..	14.033	1.233
8	1008	Tyler Flores	Oklahoma	5.400	8.533	..	13.933	1.333
9	109	Jack Matlock	Air Force	5.300	8.566	..	13.866	1.400
10	606	Zach Granados	Michigan	5.300	8.500	..	13.800	1.466
11	906	Kristian Grahovski	Ohio State	5.400	8.400	..	13.800	1.466
12	604	Kevin Chow	Michigan	5.300	8.466	..	13.766	1.500
13	1002	Fuzzy Benas	Oklahoma	5.500	8.166	..	13.666	1.600
14	1105	Ethan Dick	Penn State	5.000	8.633	..	13.633	1.633
15	1110	Josh Karnes	Penn State	5.300	8.333	..	13.633	1.633
16	1115	Landon Simpson	Penn State	4.900	8.700	..	13.600	1.666
17	1005	Kelton Christiansen	Oklahoma	5.100	8.500	..	13.600	1.666
18	621	Kyle Walchuk	Michigan	5.200	8.400	..	13.600	1.666
19	915	Jesse Pakele	Ohio State	5.000	8.400	..	13.400	1.866
20	602	Landen Blixt	Michigan	4.700	8.666	..	13.366	1.900
21	611	Paul Juda	Michigan	5.300	7.966	..	13.266	2.000
22	1312	Sam Kaplan	Springfield	4.600	8.600	..	13.200	2.066
23	1109	Michael Jaroh	Penn State	5.200	7.933	..	13.133	2.133
24	918	Tyler Rockwood	Ohio State	4.700	8.400	..	13.100	2.166
25	1102	Michael Artlip	Penn State	4.400	8.566	..	12.966	2.300
26	1313	Felix Kriedemann	Springfield	4.800	8.133	..	12.933	2.333
27	913	Michael Nguyen	Ohio State	4.400	8.500	..	12.900	2.366
28	1201	Alex Catchpole	Simpson	4.100	8.633	..	12.733	2.533
29	1508	Sam Smith	William and Mary	4.900	7.600	..	12.500	2.766
30	114	Bryan Woffinden	Air Force	4.600	7.833	..	12.433	2.833
31	1315	Jaden Laubstein	Springfield	4.700	7.733	..	12.433	2.833
32	116	Oliver Zavel	Air Force	4.100	8.266	..	12.366	2.900
33	113	Erich Upton	Air Force	4.400	7.933	..	12.333	2.933
34	1204	Milo Staley	Simpson	4.400	7.700	..	12.100	3.166
35	1501	Aidan Cuy	William and Mary	3.900	7.766	..	11.666	3.600
36	1510	Gavin Zborowski	William and Mary	4.700	6.966	..	11.666	3.600
37	1319	Dominic Ramalho	Springfield	3.100	8.400	..	11.500	3.766
38	1205	Michelangelo Villani	Simpson	3.800	7.400	..	11.200	4.066
39	1317	Gio Mantia	Springfield	4.300	6.866	..	11.166	4.100

2024 NCAA Championships - Qualifier

Event Results - Rings

Apr 19, 2024

Page: 1
Printed: 4/19/2024 9:17 PM

Men / 10
Session: 2



Rank	Num	Name	Gym	Diff	Exec	ND	Score	Out
1	601	Javier Alfonso	Michigan	5.700	8.766	..	14.466	0.000
2	617	Rithik Puri	Michigan	5.300	8.966	..	14.266	0.200
3	1011	Tas Hajdu	Oklahoma	5.000	8.900	..	13.900	0.566
4	619	Fred Richard	Michigan	4.700	9.033	..	13.733	0.733
5	1106	Luke Esparo	Penn State	5.000	8.733	..	13.733	0.733
6	1015	Zachary Marckx	Oklahoma	5.300	8.433	..	13.733	0.733
7	1502	Niko Greenly	William and Mary	4.600	9.100	..	13.700	0.766
8	618	Chris Read	Michigan	5.300	8.400	..	13.700	0.766
9	1116	Matthew Underhill	Penn State	5.400	8.300	..	13.700	0.766
10	1003	Max Bereznev	Oklahoma	4.600	9.000	..	13.600	0.866
11	918	Tyler Rockwood	Ohio State	5.200	8.400	..	13.600	0.866
12	1117	Nathaniel Warren	Penn State	5.300	8.266	..	13.566	0.900
13	1004	Matthew Burgoyne	Oklahoma	4.700	8.800	..	13.500	0.966
14	1110	Josh Karnes	Penn State	4.900	8.566	..	13.466	1.000
15	902	Arthur Ashton	Ohio State	5.100	8.366	..	13.466	1.000
16	909	Donovan Hewitt	Ohio State	5.400	8.066	..	13.466	1.000
17	103	Garrett Braunton	Air Force	4.800	8.600	..	13.400	1.066
18	1019	Daniel Simmons	Oklahoma	4.700	8.566	..	13.266	1.200
19	912	Kameron Nelson	Ohio State	5.400	7.766	..	13.166	1.300
20	602	Landen Blixt	Michigan	4.400	8.666	..	13.066	1.400
21	1310	David Handron	Springfield	4.700	8.366	..	13.066	1.400
22	1306	Peyton Cramer	Springfield	4.000	9.033	..	13.033	1.433
23	1325	Will Wilson	Springfield	4.300	8.666	..	12.966	1.500
24	116	Oliver Zavel	Air Force	4.400	8.533	..	12.933	1.533
25	113	Erich Upton	Air Force	4.600	8.300	..	12.900	1.566
26	101	Jacob Becchetti	Air Force	4.600	8.266	..	12.866	1.600
27	915	Jesse Pakele	Ohio State	5.100	7.766	..	12.866	1.600
28	1319	Dominic Ramalho	Springfield	4.200	8.600	..	12.800	1.666
29	1202	Brian Rollison	Simpson	5.000	7.766	..	12.766	1.700
30	1102	Michael Artlip	Penn State	4.200	8.533	..	12.733	1.733
31	1109	Michael Jaroh	Penn State	5.000	7.733	..	12.733	1.733
32	1509	Evan Wilkins	William and Mary	4.300	8.366	..	12.666	1.800
33	105	Tai Gopaul	Air Force	4.300	8.166	..	12.466	2.000
34	1510	Gavin Zborowski	William and Mary	4.500	7.900	..	12.400	2.066
35	1302	Matt Browne	Springfield	3.800	7.600	..	11.400	3.066
36	1205	Michelangelo Villani	Simpson	4.100	7.266	..	11.366	3.100
37	1501	Aidan Cuy	William and Mary	3.800	7.166	..	10.966	3.500
38	1204	Milo Staley	Simpson	3.200	7.566	-0.3	10.466	4.000

2024 NCAA Championships - Qualifier

Event Results - Vault

Apr 19, 2024

Page: 1
Printed: 4/19/2024 9:17 PM

Men / 10
Session: 2



Rank	Num	Name	Gym	Diff	Exec	ND	Score	Out
1	1003	Max Bereznev	Oklahoma	5.300	9.700	..	15.000	0.000
2	611	Paul Juda	Michigan	5.200	9.600	..	14.800	0.200
3=	1002	Fuzzy Benas	Oklahoma	5.300	9.500	..	14.800	0.200
3=	919	Zach Snyder	Ohio State	5.300	9.500	..	14.800	0.200
5	623	David Wolma	Michigan	5.200	9.466	..	14.666	0.334
6	905	Chase Davenport-Mills	Ohio State	4.900	9.633	..	14.533	0.467
7	1115	Landon Simpson	Penn State	5.200	9.300	..	14.500	0.500
8=	908	Kazuki Hayashi	Ohio State	5.200	9.266	..	14.466	0.534
8=	618	Chris Read	Michigan	5.200	9.266	..	14.466	0.534
8=	602	Landen Blixt	Michigan	5.200	9.266	..	14.466	0.534
11=	1106	Luke Esparo	Penn State	5.200	9.233	..	14.433	0.567
11=	1303	Owen Carney	Springfield	5.200	9.233	..	14.433	0.567
11=	113	Erich Upton	Air Force	5.200	9.233	..	14.433	0.567
11=	1010	Brigham Frentheway	Oklahoma	5.200	9.233	..	14.433	0.567
15=	1110	Josh Karnes	Penn State	5.200	9.200	..	14.400	0.600
15=	1109	Michael Jaroh	Penn State	5.200	9.200	..	14.400	0.600
17	1008	Tyler Flores	Oklahoma	4.800	9.533	..	14.333	0.667
18	1505	Sam Lee	William and Mary	5.200	9.233	-0.1	14.333	0.667
19	1319	Dominic Ramalho	Springfield	4.800	9.500	..	14.300	0.700
20	1013	Leo Koike	Oklahoma	5.200	9.400	-0.3	14.300	0.700
21	114	Bryan Woffinden	Air Force	5.200	9.100	..	14.300	0.700
22=	1102	Michael Artlip	Penn State	4.800	9.466	..	14.266	0.734
22=	103	Garrett Braunton	Air Force	4.800	9.466	..	14.266	0.734
24	912	Kameron Nelson	Ohio State	5.200	9.366	-0.3	14.266	0.734
25	904	Justin Ciccone	Ohio State	5.200	9.066	..	14.266	0.734
26	116	Oliver Zavel	Air Force	5.200	9.066	-0.1	14.166	0.834
27	1116	Matthew Underhill	Penn State	5.200	9.166	-0.3	14.066	0.934
28	1506	Ricky Pizem	William and Mary	5.200	8.800	-0.1	13.900	1.100
29=	1204	Milo Staley	Simpson	4.800	9.066	..	13.866	1.134
29=	1320	Evan Reichert	Springfield	4.800	9.066	..	13.866	1.134
31	112	Jake Sampier	Air Force	4.400	9.400	..	13.800	1.200
32	1301	Tyler Beekman	Springfield	4.400	9.366	..	13.766	1.234
33	620	Evgeny Siminiuc	Michigan	4.800	8.933	..	13.733	1.267
34	1205	Michelangelo Villani	Simpson	4.400	9.100	..	13.500	1.500
35	1501	Aidan Cuy	William and Mary	4.000	9.233	..	13.233	1.767
36	1325	Will Wilson	Springfield	5.200	8.200	-0.3	13.100	1.900
37	1510	Gavin Zborowski	William and Mary	4.800	8.166	..	12.966	2.034
38	619	Fred Richard	Michigan	0.000	0.000	..	0.000	15.000

2024 NCAA Championships - Qualifier

Event Results - P Bars

Apr 19, 2024

Page: 1
Printed: 4/19/2024 9:17 PM

Men / 10
Session: 2



Rank	Num	Name	Gym	Diff	Exec	ND	Score	Out
1	620	Evgeny Siminiuc	Michigan	5.800	8.900	..	14.700	0.000
2	619	Fred Richard	Michigan	5.500	9.166	..	14.666	0.034
3	1110	Josh Karnes	Penn State	6.000	8.633	..	14.633	0.067
4	1002	Fuzzy Benas	Oklahoma	5.400	9.066	..	14.466	0.234
5	613	Logan McKeown	Michigan	5.800	8.566	..	14.366	0.334
6	1006	Emre Dodanli	Oklahoma	5.300	9.033	..	14.333	0.367
7	603	Crew Bold	Michigan	5.600	8.600	..	14.200	0.500
8	1008	Tyler Flores	Oklahoma	5.000	9.166	..	14.166	0.534
9	601	Javier Alfonso	Michigan	5.100	8.933	..	14.033	0.667
10	918	Tyler Rockwood	Ohio State	5.500	8.433	..	13.933	0.767
11	113	Erich Upton	Air Force	4.800	9.033	..	13.833	0.867
12	1108	Kacper Garnczarek	Penn State	5.200	8.633	..	13.833	0.867
13	1012	Nico Hamilton	Oklahoma	4.900	8.866	..	13.766	0.934
14	1021	Ignacio Yockers	Oklahoma	4.700	8.933	..	13.633	1.067
15	911	Jakob Murray	Ohio State	4.900	8.666	..	13.566	1.134
16	116	Oliver Zavel	Air Force	5.200	8.333	..	13.533	1.167
17	1505	Sam Lee	William and Mary	4.700	8.700	..	13.400	1.300
18	105	Tai Gopaul	Air Force	4.600	8.766	..	13.366	1.334
19	1102	Michael Artlip	Penn State	4.400	8.933	..	13.333	1.367
20	106	Patrick Hoopes	Air Force	4.300	9.000	..	13.300	1.400
21	908	Kazuki Hayashi	Ohio State	4.900	8.366	..	13.266	1.434
22	1319	Dominic Ramalho	Springfield	4.300	8.933	..	13.233	1.467
23	1307	Noah Dhaliwal	Springfield	4.400	8.833	..	13.233	1.467
24	110	Charlie Miles	Air Force	4.700	8.533	..	13.233	1.467
25	920	Caden Spencer	Ohio State	5.000	8.200	..	13.200	1.500
26	1201	Alex Catchpole	Simpson	4.600	8.233	..	12.833	1.867
27	1109	Michael Jaroh	Penn State	5.100	7.666	..	12.766	1.934
28	1301	Tyler Beekman	Springfield	4.700	7.966	..	12.666	2.034
29	1306	Peyton Cramer	Springfield	3.600	9.033	..	12.633	2.067
30	906	Kristian Grahovski	Ohio State	4.500	8.133	..	12.633	2.067
31	1501	Aidan Cuy	William and Mary	4.600	7.766	..	12.366	2.334
32	1115	Landon Simpson	Penn State	4.400	7.800	..	12.200	2.500
33	1205	Michelangelo Villani	Simpson	3.400	8.766	..	12.166	2.534
34	1304	Carter Cocharo	Springfield	4.100	7.800	..	11.900	2.800
35	1510	Gavin Zborowski	William and Mary	4.200	7.433	..	11.633	3.067
36	1204	Milo Staley	Simpson	3.500	7.400	..	10.900	3.800

2024 NCAA Championships - Qualifier

Event Results - H Bar

Apr 19, 2024

Page: 1
Printed: 4/19/2024 9:17 PM

Men / 10
Session: 2



Rank	Num	Name	Gym	Diff	Exec	ND	Score	Out
1	619	Fred Richard	Michigan	5.100	9.066	..	14.166	0.000
2	611	Paul Juda	Michigan	5.300	8.866	..	14.166	0.000
3	1109	Michael Jaroh	Penn State	5.200	8.700	..	13.900	0.266
4	1005	Kelton Christiansen	Oklahoma	5.300	8.600	..	13.900	0.266
5	620	Evgeny Siminiuc	Michigan	5.300	8.433	..	13.733	0.433
6	603	Crew Bold	Michigan	5.600	8.133	..	13.733	0.433
7	908	Kazuki Hayashi	Ohio State	5.100	8.600	..	13.700	0.466
8	1006	Emre Dodanli	Oklahoma	5.500	8.166	..	13.666	0.500
9	1110	Josh Karnes	Penn State	5.600	8.066	..	13.666	0.500
10	1009	Jack Freeman	Oklahoma	5.400	8.233	..	13.633	0.533
11	615	Robert Noll	Michigan	4.800	8.733	..	13.533	0.633
12	907	Jacob Harmon	Ohio State	4.800	8.700	..	13.500	0.666
13	920	Caden Spencer	Ohio State	5.100	8.400	..	13.500	0.666
14	1002	Fuzzy Benas	Oklahoma	5.300	8.166	..	13.466	0.700
15	1102	Michael Artlip	Penn State	4.900	8.433	..	13.333	0.833
16	1108	Kacper Garnczarek	Penn State	4.700	8.566	..	13.266	0.900
17	1010	Brigham Frentheway	Oklahoma	4.900	8.366	..	13.266	0.900
18	116	Oliver Zavel	Air Force	4.900	8.233	..	13.133	1.033
19	113	Erich Upton	Air Force	4.600	8.366	..	12.966	1.200
20	1303	Owen Carney	Springfield	4.600	8.300	..	12.900	1.266
21	1307	Noah Dhaliwal	Springfield	4.100	8.766	..	12.866	1.300
22	921	Parker Thackston	Ohio State	4.800	8.000	..	12.800	1.366
23	1203	Jake Smith	Simpson	4.200	8.366	..	12.566	1.600
24	1506	Ricky Pizem	William and Mary	4.300	8.266	..	12.566	1.600
25	1510	Gavin Zborowski	William and Mary	4.300	8.233	..	12.533	1.633
26	905	Chase Davenport-Mills	Ohio State	4.500	8.000	..	12.500	1.666
27	110	Charlie Miles	Air Force	4.600	7.700	..	12.300	1.866
28	1313	Felix Kriedemann	Springfield	4.000	8.233	..	12.233	1.933
29	1111	Akseli Karsikas	Penn State	5.300	6.933	..	12.233	1.933
30	1507	Evan Sikra	William and Mary	4.400	7.733	..	12.133	2.033
31	111	Eric Popescu	Air Force	4.200	7.900	..	12.100	2.066
32	1501	Aidan Cuy	William and Mary	3.700	8.300	..	12.000	2.166
33	1204	Milo Staley	Simpson	3.500	8.266	..	11.766	2.400
34	103	Garrett Braunton	Air Force	4.400	7.300	..	11.700	2.466
35	1315	Jaden Laubstein	Springfield	3.800	7.666	..	11.466	2.700
36	1205	Michelangelo Villani	Simpson	4.000	7.466	..	11.466	2.700
37	1319	Dominic Ramalho	Springfield	3.100	7.500	..	10.600	3.566