

MICHIGAN STATE SPARTANS™

BASKETBALL



YOU DON'T WANT TO MISS THIS

// The Spartans are averaging 18.9 assists per game, recording an assist on 71.6 percent of their field goals, which is the best mark in the nation.

// In the last nine games, freshman point guard Cassius Winston has totaled 72 assists (8.0 apg) against just 21 turnovers, good for a 3.4 assist-to-turnover ratio.

TELEVISION

ESPN // Dave Flemming (Play by Play) and Dan Dakich (Analyst)

RADIO

Radio: Spartan Sports Network // Will Tieman (Play by Play) and Matt Steigenga. Listen to one of 38 affiliates, on the web at SpartanSportsNetwork.com or on Sirius 135 / XM 195

October
Thurs. 27 **NORTHWOOD** (exh.) (BTN Plus) W, 93-69

November
Wed. 2 **SAGINAW VALLEY ST.** (exh.) (BTN Plus) W, 87-77
Fri. 11 vs. No. 10 Arizona (Armed Forces Classic) (ESPN) L, 65-63
Tues. 15 vs. No. 2 Kentucky (Champions Classic) (ESPN) L, 69-48
Fri. 18 **MISSISSIPPI VALLEY ST.** (BTN Plus) W, 100-53
// Battle 4 Atlantis - Nov. 20-25 //
Sun. 20 **FLORIDA GULF COAST** (BTN) W, 78-77
Wed. 23 vs. St. John's (axsTV) W, 73-62
Thurs. 24 vs. No. 20 Baylor (ESPN) L, 73-58
Fri. 25 vs. Wichita State (ESPN2) W, 77-72
Tues. 29 at No. 5 Duke (ACC/Big Ten Challenge) (ESPN) L, 78-69

December
Sat. 3 **ORAL ROBERTS** (BTN) W, 80-76
Tues. 6 **YOUNGSTOWN STATE** (ESPNU) W, 77-57
Sat. 10 **TENNESSEE TECH** (BTN) W, 71-63
Sun. 18 **NORTHEASTERN** (BTN) L, 81-73
Wed. 21 **OAKLAND** (BTN) W, 77-65
Tues. 27 at Minnesota* (ESPN2) W, 75-74 (OT)
Fri. 30 **NORTHWESTERN*** (BTN) W, 61-52

January
Wed. 4 **RUTGERS*** (BTN) W, 93-65
Sat. 7 vs. Penn State* (ESPN) 1 p.m.
Wed. 11 **MINNESOTA*** (BTN) 7 p.m.
Sun. 15 at Ohio State* (CBS) 1:30 p.m.
Sat. 21 at Indiana* (ESPN/ESPN2) TBA
Tues. 24 **PURDUE*** (ESPN) 7 p.m.
Sun. 29 **MICHIGAN*** (CBS) 1 p.m.

February
Thurs. 2 at Nebraska* (ESPN/ESPN2) 7 p.m.
Tues. 7 at Michigan* (ESPN/ESPN2) 9 p.m.
Sat. 11 **IOWA*** (BTN) 6 p.m.
Tues. 14 **OHIO STATE*** (ESPN) 9 p.m.
Sat. 18 at Purdue* (ESPN/ESPN2) 4 p.m.
Thurs. 23 **NEBRASKA*** (ESPNU) 7 p.m.
Sat./Sun. 25/26 **WISCONSIN*** (CBS/BTN) TBA

March
Wed. 1 at Illinois* (BTN) 9 p.m.
Sun. 5 at Maryland* (CBS/BTN) TBA
Wed.-Sun. 8-12 Big Ten Tournament
Tues.-Wed. 14-15 NCAA Tournament - First Four
Thur.-Sun. 16-19 NCAA Tournament - First & Second Rounds
Thur.-Sun. 23-26 NCAA Tournament - Regionals

April
Sat. & Mon. 1 & 3 NCAA Final Four

BOLD CAPS - Home (Played at Breslin Center) // Big Ten Game*

GAME #17

January 7, 2017 - 1:00 P.M. EST
Philadelphia, Pa. // The Palestra



MICHIGAN STATE



PENN STATE

MICHIGAN STATE SPARTANS

// vs. //

PENN STATE NITTANY LIONS

THE MATCHUP

	Michigan State	Penn State
Record	11-5, 3-0	9-7, 1-2
Coach	Tom Izzo	Patrick Chambers
Career Record (Season)	535-210 (22nd)	123-126 (8th)
Top Scorer	Miles Bridges (15.4)	Shep Garner (13.1)
Top Rebounder	Miles Bridges (8.4)	Mike Watkins (8.4)
Top Assists	Cassius Winston (6.1)	Tony Carr (3.9)

THE OPENING TIP

Michigan State takes its four-game winning streak on the road as the Spartans travel to Philadelphia to face Penn State at the Palestra. This will be the first game Tom Izzo has ever coached at the historic venue and the first trip for the Spartans since December 1966.

MICHIGAN STATE POSSIBLE STARTING LINEUP

	5 CASSIUS WINSTON Fr. // 6-0 // 185	Leads the Big Ten with 6.1 assists per game and his 2.6 assist-to-turnover ratio ranks sixth ... Started his first career game vs. Oakland (12/21), registering nine points, eight assists and three rebounds ... Scored a season-high 21 points vs. Northeastern (12/18) and picked up his first career double-double, adding 10 assists.
	1 JOSHUA LANGFORD Fr. // 6-5 // 210	Scored a season-high 15 points vs. Youngstown State on 3-for-4 shooting from behind the arc ... Started his first career game vs. Baylor (11/24) ... Five-Time Alabama Class 3A Player of the Year, first capturing the honor as an eighth grader ... 2016 McDonald's All-American ... Three-time Alabama Class 3A State Tournament MVP.
	14 ERON HARRIS R-Sr. // 6-3 // 190	Scored in double figures in 11 contests and the Spartans are 9-2 this year when he scores in double figures ... Scored 31 points vs. FGCU (11/20), marking the most scored as a Spartan, including making six 3-pointers ... Scored 24 points on 5-for-8 shooting from three vs. Rutgers (1/4) and set career highs for points and 3-point field goals in a Big Ten game ... Jerry West Shooting Guard of the Year Award watch list.
	30 MATT VAN DYK R-Sr. // 6-5 // 220	Scored a career-high seven points in 13 minutes vs. Rutgers (1/4) ... Started his first career game vs. Oakland (12/21), grabbing seven rebounds ... Led the team with a career-high nine rebounds vs. Youngstown State (12/6), more than doubling his previous high of four rebounds vs. St. John's (11/23) ... Appeared in 21 games, averaging 1.1 points and 0.6 rebounds in 2.3 minutes in 2015-16.
	44 NICK WARD Fr. // 6-8 // 250	Three-time Big Ten Freshman of the Week ... His 13.7 ppg ranks tied for 14th in the Big Ten and are the most by a freshman in the official conference stats ... Started his first career game vs. Oakland (12/21), scoring a season-high 25 points on 7-for-12 shooting from the field ... His 31 blocked shots are the third most in the Big Ten and are the second most by a freshman at Michigan State.

SPARTAN RESERVES

No.	Name	Pos.	Ht.	Wt.	Class	PPG	RPG	APG	MPG
0	Kyle Ahrens	G/F	6-5	215	So.	3.4	1.8	0.4	10.4
3	Alvin Ellis III	G	6-4	210	Sr.	5.8	2.6	0.9	15.0
11	Tum Tum Nairn Jr.	G	5-10	175	Jr.	3.8	3.1	4.1	24.3
13	Ben Carter	F	6-9	225	Gr.	-	-	-	-
20	Matt McQuaid	G	6-4	200	So.	6.5	1.6	1.6	20.9
22	Miles Bridges	G/F	6-7	230	Fr.	15.4	8.4	2.0	30.8
25	Kenny Goins	F	6-6	230	R-So.	3.4	5.1	0.5	19.3
34	Gavin Schilling	F	6-9	240	Sr.	-	-	-	-
40	Greg Roy	G	6-3	210	Jr.	0.8	0.3	0.0	1.0
41	Conner George	G	6-3	200	R-Fr.	0.8	0.3	0.0	1.3





At a Glance

2016-17 Record
11-5

Big Ten Record
3-0

Associated Press
-

USA Today Coaches
-

Last Game
W, 93-65
vs. Rutgers

Head Coach (Yr.)
Tom Izzo (22nd)

Assoc. Head Coach
Dwayne Stephens

Asst. Coaches
Mike Garland
Dane Fife

By the Numbers

PPG..... 73.3
Scoring Margin ..+5.7
FG%..... 47.7
3-Pt FG%..... 37.0
FT%..... 62.0
APG..... 18.9
A/TO..... 1.3
Reb. Margin.....+3.9
TO Margin-2.5
SPG..... 4.6
BPG..... 5.7

0		KYLE AHRENS	G/F // So. // 6-5 // 215				
		PPG	RPG	APG	FG%	MPG	Started in four of seven games while Miles Bridges recovered from an ankle injury and averaged 7.0 ppg and 3.5 rpg in his starts ... Matched his career high with nine points, while setting new career highs in rebounds (7) and minutes (27) vs. Tennessee Tech (12/10) ... Made his first career start vs. ORU (12/3) and scored six points ... Averaged 30.0 points, 8.3 rebounds and 3.4 assists per game as a senior at Versailles HS.
		3.4	1.8	0.4	.429	10.4	
1		JOSHUA LANGFORD	G // Fr. // 6-5 // 210				
		PPG	RPG	APG	FG%	MPG	Scored a season-high 15 points vs. Youngstown State on 3-for-4 shooting from behind the arc ... Started his first career game vs. Baylor (11/24) ... Five-Time Alabama Class 3A Player of the Year, first capturing the honor as an eighth grader ... 2016 McDonald's All-American ... Three-time Alabama Class 3A State Tournament MVP.
		5.9	2.1	1.3	.522	19.1	
3		ALVIN ELLIS III	G // Sr. // 6-4 // 210				
		PPG	RPG	APG	3FG%	MPG	Averaging 13.7 ppg and 5.0 rebounds in Big Ten play ... Led the Spartans in scoring for the first time in his career with 16 points vs. Northwestern (12/30) and also tallied a career-high eight rebounds ... Scored a career-high 20 points at Minnesota (12/27), including the game-winning free throws in overtime ... Appeared in 33 games, averaging 2.6 points, 1.5 rebounds and 1.1 assists in 7.6 minutes in 2015-16.
		5.8	2.6	0.9	.424	15.0	
5		CASSIUS WINSTON	G // Fr. // 6-0 // 185				
		PPG	RPG	APG	A/TO	MPG	Leads the Big Ten with 6.1 assists per game and his 2.6 assist-to-turnover ratio ranks sixth ... Started his first career game vs. Oakland (12/21), registering nine points, eight assists and three rebounds ... Scored a season-high 21 points vs. Northeastern (12/18) and picked up his first career double-double, adding 10 assists.
		7.3	1.9	6.1	.457	20.9	
11		TUM TUM NAIRN JR.	G // Jr. // 5-10 // 175				
		PPG	RPG	APG	A/TO	MPG	Second in the Big Ten with a 3.4 assist-to-turnover ratio ... Matched his career high with 13 points at Minnesota (12/27) in the Big Ten opener ... Recorded a career-high six rebounds vs. Baylor (11/24) and at Duke (11/29) ... Seventh in the nation and first in the Big Ten in assist-to-turnover ratio (3.54) last season ... Averaged 2.8 points, 3.5 assists and 1.1 rebounds in 28 games in 2015-16.
		3.8	3.1	4.1	3.4	24.3	
13		BEN CARTER	F // GS // 6-9 // 225				
		PPG	RPG	APG	FG%	MPG	Currently out of action with a knee injury ... Averaged 8.6 points and 6.0 rebounds in 22 games for UNLV in 2015-16 ... Suffered a season-ending knee injury on Jan. 30 against San Diego State ... Scored in double figures in 10 games, while recording double figure rebounds in three games and two double-doubles ... Shot .556 from the field and .754 from the foul line.
		--	--	--	--	--	
14		ERON HARRIS	G // R-Sr. // 6-3 // 190				
		PPG	RPG	APG	FG%	MPG	Has scored in double figures in 11 contests and the Spartans are 9-2 this year when he scores in double figures ... Scored 31 points vs. FGCU (11/20), marking the most scored as a Spartan, including making six 3-pointers ... Scored 24 points on 5-for-8 shooting from three vs. Rutgers (1/4) and set career highs for points and 3-point field goals in a Big Ten game ... Jerry West Shooting Guard of the Year Award watch list.
		12.9	3.4	1.6	.440	23.8	
20		MATT McQUAID	G // So. // 6-4 // 200				
		PPG	RPG	APG	3FG%	MPG	Matched career high with five threes vs. MVSU (11/18) ... Grabbed a career-high five rebounds against Wichita State (11/25) ... Played a career-high 33 minutes in the season opener vs. Arizona (11/11), hitting three 3-pointers ... Averaged 3.5 points, 1.6 assists and 0.8 rebounds in 35 games last season ... Scored a season-high 17 points at Northwestern (1/28), including knocking down five 3-pointers.
		6.5	1.6	1.6	.328	22.9	
22		MILES BRIDGES	G/F // Fr. // 6-7 // 230				
		PPG	RPG	APG	FG%	MPG	Two-time Big Ten Freshman of the Week (11/14 and 11/28) ... Has four 20-plus point games and has scored in double figures in seven of nine contests ... His 21 points vs. Arizona were the second most ever by a freshman in his MSU debut ... Named to the Naismith Trophy Men's College Player of the Year and Karl Malone Power Forward of the Year Preseason Watch List in addition to being named to the Wooden Award Preseason Top 50.
		15.4	8.4	2.0	.482	30.8	
25		KENNY GOINS	F // R-So. // 6-6 // 230				
		PPG	RPG	APG	FG%	MPG	Scored a career-high 10 points at Duke (11/29) and registered five rebounds ... Scored nine points, while grabbing eight rebounds vs. Kentucky (11/15) ... Grabbed a game-high eight rebounds vs. Arizona (11/11), making his first career start ... Shot a team-best .690 (20-29) from the field last season before suffering a left knee injury against Indiana (2/14).
		3.4	5.1	0.5	.564	19.3	
30		MATT VAN DYK	F // R-Sr. // 6-5 // 220				
		PPG	RPG	APG	FG%	MPG	Scored a career-high seven points in 13 minutes vs. Rutgers (1/4) ... Started his first career game vs. Oakland (12/21), grabbing seven rebounds ... Led the team with a career-high nine rebounds vs. Youngstown State (12/6), more than doubling his previous high of four rebounds vs. St. John's (11/23) ... Appeared in 21 games, averaging 1.1 points and 0.6 rebounds in 2.3 minutes in 2015-16.
		2.1	2.8	0.7	.571	10.4	
34		GAVIN SCHILLING	F // Sr. // 6-9 // 240				
		PPG	RPG	APG	FG%	MPG	Currently out of action with a knee injury ... Appeared in 24 games in 2015-16, starting four, averaging 3.8 points and 3.1 rebounds ... Missed the first 11 games of the season due to a turf-toe injury suffered in exhibition play ... Scored a season-high 13 points in a start at Penn State (1/10) ... Started 33 games as a sophomore.
		--	--	--	--	--	
40		GREG ROY	G // Jr. // 6-3 // 210				
		PPG	RPG	APG	FG%	MPG	Scored first career point with a free throw against MVSU (11/18) ... Joined the Spartans following walk-on tryouts in fall 2015 ... Appeared in three games in 2015-16 against Illinois (1/7), Rutgers (1/31) and Indiana (2/14) ... Prior to MSU, Roy played in 16 games for Adrian College in 2014-15, averaging 1.6 points and 1.1 rebounds in 7.1 minutes per game.
		0.8	0.3	0.0	.333	1.0	
41		CONNER GEORGE	G // R-Fr. // 6-3 // 200				
		PPG	RPG	APG	FG%	MPG	Made Spartan debut vs. MVSU (11/18) ... Joined the Spartans as a walk-on for the 2015-16 season ... Excellent long-range shooter ... Improved his physique over the summer ... Redshirted last season.
		0.0	0.8	0.3	.000	1.3	
44		NICK WARD	F // Fr. // 6-8 // 250				
		PPG	RPG	APG	FG%	MPG	Three-time Big Ten Freshman of the Week ... His 13.7 ppg ranked tied for 14th in the Big Ten and are the most by a freshman in the official conference stats ... Started his first career game vs. Oakland (12/21), scoring a season-high 25 points on 7-for-12 shooting from the field ... His 31 blocked shots are the third most in the Big Ten and are the second most by a freshman at Michigan State.
		13.7	6.8	0.6	.607	19.0	

2016-17 MICHIGAN STATE NUMERICAL ROSTER

No.	Name	Pos.	Ht.	Wt.	Yr.	Hometown/High School
0	Kyle Ahrens	G/F	6-5	215	So.	Versailles, Ohio/Versailles
1	Joshua Langford	G	6-5	210	Fr.	Huntsville, Ala./Madison Academy
3	Alvin Ellis III	G	6-4	210	Sr.	Matteson, Ill./Chicago De La Salle
5	Cassius Winston	G	6-0	185	Fr.	Detroit, Mich./Univ. of Detroit Jesuit
11	Lourawls (Tum Tum) Nairn Jr.	G	5-10	175	Jr.	Nassau, Bahamas/Sunrise Christian Academy (Bel Aire, Kan.)
13	Ben Carter	F	6-9	225	Gr.	Las Vegas, Nev./Bishop Gorman (UNLV/Oregon)
14	Eron Harris	G	6-3	190	R-Sr.	Indianapolis, Ind./Lawrence North (West Virginia)
20	Matt McQuaid	G	6-4	200	So.	Duncanville, Texas/Duncanville
22	Miles Bridges	G/F	6-7	230	Fr.	Flint, Mich./Huntington Prep (Huntington, W.V.)
25	Kenny Goins	F	6-6	230	R-So.	Troy, Mich./Warren Mott
30	Matt Van Dyk	F	6-5	220	R-Sr.	Imlay City, Mich./Imlay City
34	Gavin Schilling	F	6-9	240	Sr.	Chicago, Ill./Findlay Prep (Henderson, Nev.)
35	David Nsengiyumva	F	6-9	205	R-Fr.	Kigali, Rwanda/Hillsborough Baptist School
40	Greg Roy	G	6-3	210	Jr.	Fort Worth, Texas/North Crowley (Adrian College)
41	Conner George	G	6-3	200	R-Fr.	Okemos, Mich./Okemos
44	Nick Ward	F	6-8	250	Fr.	Gahanna, Ohio/Lincoln

Head Coach: Tom Izzo (22nd season - 535-210 career record)
Associate Head Coach: Dwayne Stephens (14th season)
Assistant Coach: Mike Garland (17th season)
Assistant Coach: Dane Fife (6th season)
Director of Basketball Operations: David Thomas
Video Coordinator: Drew Denisco
Assistant Video Coordinator: Doug Herner
Athletic Trainer: Nick Richey
Equipment Manager: Dave Pruder
Strength and Conditioning Coach: Todd Moyer

PRONUNCIATION GUIDE

Kyle AhrensArns
 Kenny GoinsRhymes with coins
 Eron HarrisAaron
 Lourawls "Tum Tum" Nairn Jr.Nairn - One syllable
(Nair rhymes with hair)
 David NsengiyumvaSangee-yumva
 Matt Van DykVan Dyke
 Cassius WinstonCash-ess

ON THIS DATE

Michigan State is 14-12 all-time on Jan. 7.

Year	Site	W/L	Score	Opponent
1910	H	W	51-18	Jackson YMCA
1920	H	W	29-15	Central Michigan
1924	H	L	12-27	Carleton
1928	H	W	58-24	Hillsdale
1929	H	L	28-31	Ohio Wesleyan
1939	H	W	29-24	Central Michigan
1946	H	W	49-36	Michigan
1949	H	L	48-68	Marquette
1950	H	L	65-76	Notre Dame
1952	H	W	82-49	Northwestern
1956	A	W	65-64	Iowa
1957	H	L	69-70	Michigan
1961	H	L	71-74	Wisconsin
1967	A	W	76-74	Illinois
1969	H	W	77-67	Wisconsin
1978	H	W	74-63	Wisconsin
1982	H	W	65-58	Indiana
1984	H	L	69-76	Northwestern
1988	A	L	72-78 2OT	Wisconsin
1989	A	L	54-71	Illinois
1992	A	L	46-62	Ohio State
1995	H	W	69-68	Iowa
2001	A	L	58-59	Indiana
2007	A	L	51-73	Indiana
2014	H	W	72-68OT	Ohio State
2016	H	W	79-54	Illinois

THE STARTING FIVE

1. MSU At The Palestra

Michigan State is 2-3 all-time at the Palestra, although the Spartans last played a game there during the Quaker City Tournament in December 1966. In December 1954, MSU beat Princeton and lost to Penn the following day. On Dec. 14, 1963, MSU defeated Penn. The Spartans lost a pair of games to Villanova and Bowling Green in 1966. Known for his willingness to play anywhere Coach Izzo has said the Palestra might be the final arena he needed to check off his bucket list.

2. Bridges Is Back

After missing all seven games in December with a left ankle injury, Miles Bridges returned to action against Rutgers, totaling six points and six rebounds in 17 minutes. Although he had just three field goals, two were on alley-oop dunks as his second-half dunk ranked No. 2 on the SportsCenter Top 10. In his absence, MSU shot .468 from the field and .336 from 3-point range, compared to .484 FG% and .393 3FG% with him in the lineup against a slate of opponents that included four ranked squads. Bridges and UCLA's TJ Leaf are the only freshmen in the nation to average 15 points and eight rebounds (Source: Sports Reference).

3. Spartans Share The Ball

Unselfishness is a trademark of all Tom Izzo teams. That has been especially true over the last three seasons as MSU has established a school record for assists in each of the last three years. Last season, MSU tallied a school record 719 assists, good for the 22nd-best total in NCAA history. MSU's nation's-best assist average of 20.5 was the 23rd-best average in NCAA history. The Spartans recorded an assist on a nation's-best 71.3 percent of their field goals. The Spartans are averaging 18.9 assists in 2016-17, recording an assist on 71.6 percent of their field goals, which is the best mark in the nation.

4. Big Ten Freshmen Of The Week



Michigan State has proven to have a near lock on the Big Ten Freshman of the Week honor, as a Spartan has captured the award five times in the eight weeks it has been awarded. Nick Ward leads all freshmen with three weekly honors (Dec. 5, Dec. 26, Jan. 2), while Miles Bridges was honored twice in the first three weeks of the season (Nov. 14, Nov. 28) before injury forced him to miss all seven games in December.

5. Spartan Defense

Michigan State has held opponents under 40 percent shooting from the field in each of the last five seasons, including finishing second in the nation in field-goal percentage defense in 2012 (.379) and 2016 (.382). The strong defensive effort has carried over to 2016-17, as 10 opponents have been held under 40 percent, as MSU boasts a field-goal percentage defense of .389. The Spartans have held Big Ten opponents to a .386 field-goal percentage, good for the best mark in conference play. Every opponent has been held under 47 percent shooting, with Baylor's .469 mark being the highest by a Spartan opponent this season.



TALE OF THE TAPE - MSU/PSU STAT BREAKDOWNS

Category		
Scoring Offense	73.3	74.0
Scoring Defense.....	67.6	70.4
Scoring Margin.....	+5.7	+3.6
Field Goal Pct.....	.477	.420
Field Goal Pct. Defense389	.406
3Pt. FG Pct.....	.370	.351
3Pt. FG Pct. Defense347	.348
Free Throw Pct.....	.620	.770
Rebound Margin.....	+3.9	-1.1
Turnovers per game.....	14.3	13.4

PENN STATE POSSIBLE STARTING LINEUP

Penn State Nittany Lions	Ppg.	Rpg.	Apg.	Other
G - #10 Tony Carr (Fr., 6-3, 198)	11.4	5.4	3.9	.352 FG%
G - #33 Shep Garner (Jr., 6-2, 187)	13.1	2.7	2.9	.393 FG%
G - #23 Josh Reaves (So., 6-4, 210)	8.5	4.5	2.4	.450 FG%
F - #11 Lamar Stevens (Fr., 6-7, 218)	12.4	5.9	1.9	.476 FG%
C - #24 Mike Watkins (R-Fr., 6-9, 246)	9.9	8.4	0.6	49 blocks

MSU VS. PENN STATE NOTES

Series History

Michigan State leads the all-time series with Penn State, 36-7, although the Nittany Lions own a 2-0 advantage in neutral-site contests, with both games coming in the Big Ten Tournament. The Spartans have won 20 of the last 24 games in the series, including the last seven, and 28 of the last 33. Tom Izzo is 29-6 in his career against Penn State.

Coach Chambers

Patrick Chambers (Philadelphia University, '94) is 123-126 in his eighth season as a collegiate head coach, including 81-98 in his sixth season at Penn State. Before his arrival in University Park, Chambers spent two seasons at Boston University, making the 2011 NCAA Tournament.

The Last Meeting

No. 6 Michigan State defeated Penn State, 88-57, on Feb. 28, 2016 in East Lansing. The Spartans made just three of their first 15 shots from the field over the first six minutes of the game. With MSU leading 6-4, Marvin Clark Jr. hit a 3-pointer and followed with a jumper in the paint as the Spartans used a 22-5 run to take a 28-9 lead less than six minutes later. After that, Penn State never got closer than 14 points as MSU's lead reached 28 points late in the half. The Nittany Lions opened the second half on an 8-2 run, but a quick 9-0 Spartan spurt stopped any hopes of a comeback, as MSU's margin was in the 30s for much of the remainder of the game. Denzel Valentine led four Spartans in double figures with 19 points, while Deyonta Davis and Bryn Forbes both added 15 points. Matt Costello posted a double-double with 10 points and 11 boards. PSU's Shep Garner led all scorers with 22 points.

Nittany Lion Notes

Penn State is a young team with three freshmen, a sophomore and a junior in the projected starting lineup. The three freshmen starters (Tony Carr, Lamar Stevens and Mike Watkins) are among the team's top five leading scorers and are the top three rebounders. Watkins ranks second in the Big Ten in blocks (3.1 bpg), as the Nittany Lions and Spartans are tied for third in the conference with 5.7 per contest. Junior captain Shep Garner leads the team in scoring (13.1 ppg), while ranking second on the team in assists and steals. Sophomore Josh Reaves is third in the Big Ten with 2.8 3-point field goals made per contest.

MSU vs. PENN STATE

// LAST 15 MEETINGS (MSU 12-3) //

Date	Site	W/L	MSU-Opp
2-20-2008	H	W	86-49
1-14-2009	A	W	78-73
2-1-2009	H	L	68-72
2-13-2010	A	W	65-54
3-4-2010	H	W	67-65
1-8-2011	A	L	62-66
2-10-2011	H	W	75-57
3-12-2011	N	L	48-61
2-8-2012	H	W	77-57
1-16-2013	A	W	81-72
12-31-2013	A	W	79-63
2-6-2014	H	W	82-67
1-21-2015	H	W	66-60
1-10-2016	A	W	92-65
2-28-2016	H	W	88-57

Series Quick Facts

Overall: MSU leads 36-7

At East Lansing: 22-1

At Breslin Center: 18-1

At University Park: 14-4

At Neutral Site: 0-2

Izzo vs. PSU: 29-6

Chambers vs. MSU: 0-7

Most MSU Points: 98 (Jan. 3, 2001)

Most PSU Points: 85 (Feb. 2, 2008)

Fewest MSU Points: 16 (Jan. 2, 1929)

Fewest PSU Points: 14 (Jan. 2, 1929)

Largest MSU Margin: 37 (Feb. 20, 2008)

Largest PSU Margin: 9 (Feb. 2, 2008)

Last MSU Win: Feb. 28, 2016 (88-57)

Last PSU Win: March 12, 2011 (48-61)

Current Streak: MSU won seven

Longest MSU Win Streak: Eight

Longest MSU Home Win Streak: 16

Longest MSU Away Win Streak: Seven

Longest PSU Win Streak: One

Longest PSU Home Win Streak: One

Longest PSU Away Win Streak: One

* Active Streak

In Overtime: 0-0

ASSOCIATED PRESS

// Top 25 (Week 9) //

Team	Record	Pts
1 Villanova (59)	14-0	1,619
2 Baylor (6)	13-0	1,532
3 Kansas	12-1	1,503
4 UCLA	14-1	1,406
5 Gonzaga	14-0	1,357
6 Kentucky	11-2	1,280
7 West Virginia	12-1	1,179
8 Duke	12-2	1,090
9 Louisville	12-2	1,063
10 Creighton	13-1	1,015
11 Virginia	11-2	954
12 Florida State	14-1	902
13 Wisconsin	12-2	865
14 North Carolina	12-3	785
15 Oregon	13-2	771
16 Xavier	12-2	634
17 Arizona	13-2	613
18 Butler	12-2	477
19 Saint Mary's	12-1	416
20 Purdue	12-3	405
21 Virginia Tech	12-1	293
22 Cincinnati	12-2	258
23 Notre Dame	12-2	250
24 Florida	10-3	193
25 Indiana	10-4	74
25 USC	14-1	74

USA TODAY

// Top 25 (Week 9) //

Team	Record	Pts
1 Villanova (30)	14-0	774
2 Kansas (1)	12-1	723
3 Baylor	13-0	718
4 Gonzaga	14-0	666
5 UCLA	14-1	655
6 Kentucky	11-2	600
7 West Virginia	12-1	555
8 Duke	12-2	510
9 Louisville	12-2	493
10 Creighton	13-1	453
11 Wisconsin	12-2	439
12 Virginia	11-2	397
13 Florida State	14-1	383
14 Oregon	13-2	348
15 Xavier	12-2	347
16 North Carolina	12-3	342
17 Arizona	13-2	321
18 Butler	12-2	250
19 Saint Mary's	12-1	241
20 Purdue	12-3	190
21 Notre Dame	12-2	150
22 Cincinnati	12-2	144
23 Virginia Tech	12-1	88
24 Florida	10-3	80
25 Indiana	10-4	77

// MSU By Week //

Date	AP	Coaches
Preseason	12	9
Week 2	13	13
Week 3	24	20
Week 4	RV	RV
Week 5	RV	RV
Week 6	RV	RV
Week 7	--	RV
Week 8	--	--
Week 9	--	--

LAST TIME OUT: vs. Rutgers - JAN. 4

Official Basketball Box Score -- Game Totals -- Final Statistics											
Rutgers vs Michigan State											
1/4/17 6:30 pm at East Lansing, Mich. / Breslin Center											
Rutgers 65 • 11-5, 0-3											
		Total		3-Ptr		Rebounds		PF		TP	
##	Player	FG	FGA	FG	FGA	FT	FTA	Off	Def	Tot	Stl
11	Omoruyi, Eugene	f	0-4	0-0	3-4	3	4	2	3	0	2
33	Freeman, Deshawn	f	3-6	0-0	1-3	1	2	3	3	7	1
34	Gettys, C.J.	c	3-5	0-0	4-7	3	0	3	3	10	2
00	Johnson, Nigel	g	6-12	1-2	2-4	0	1	1	1	15	1
03	Sanders, Corey	g	9-19	2-3	2-4	0	5	5	1	22	0
02	Doorson, Shaquille	g	0-1	0-0	0-2	2	2	2	0	0	0
04	Laurent, Jonathan	g	0-0	0-0	0-0	1	2	0	0	0	0
05	Williams, Mike	g	1-4	0-1	0-0	0	0	0	2	0	0
15	Dadika, Jake	g	0-0	0-0	0-0	0	0	0	0	1	0
21	Sa, Candido	g	1-5	0-0	0-3	1	2	3	1	2	0
32	Diallo, Ibrahim	g	1-3	0-0	0-0	2	1	3	4	2	1
35	Thiam, Issa	g	1-4	0-2	0-0	0	3	3	1	2	1
Team		25-60		3-8		12-27		15		19	
Totals		43.8%		39.3%		41.7%		20		65	
FG % 1st Half:		14-32		43.8%		11-28		39.3%		Game: 25-60	
FG % 2nd Half:		11-28		39.3%		11-28		39.3%		Game: 25-60	
FT % 1st Half:		3-9		33.3%		9-18		50.0%		Game: 12-27	
FT % 2nd Half:		9-18		50.0%		9-18		50.0%		Game: 12-27	
Michigan State 93 • 11-5, 3-0											
		Total		3-Ptr		Rebounds		PF		TP	
##	Player	FG	FGA	FG	FGA	FT	FTA	Off	Def	Tot	Stl
30	Van Dyk, Matt	f	2-2	0-0	3-4	3	0	3	2	7	0
44	Ward, Nick	f	5-9	0-0	5-8	2	4	6	2	15	2
01	Langford, Joshua	g	3-6	2-3	0-0	1	3	4	3	8	2
05	Winston, Cassius	g	1-4	0-2	0-0	0	0	0	3	2	0
14	Harris, Eron	g	7-12	5-8	5-5	0	0	0	1	24	4
00	Ahrens, Kyle	g	1-3	1-3	0-0	0	0	0	3	1	0
03	Ellis III, Alvin	g	2-5	1-2	0-0	0	1	1	1	5	0
11	Nairn Jr., Lourawls	g	1-1	0-0	0-2	0	4	4	1	2	3
20	McQuaid, Matt	g	4-6	2-3	2-2	0	0	0	2	12	1
22	Bridges, Miles	g	3-5	0-1	0-0	1	5	6	0	6	2
25	Goins, Kenny	g	4-4	0-0	1-1	0	6	6	3	9	1
40	Roy, Greg	g	0-0	0-0	0-0	0	0	0	0	0	0
41	George, Connor	g	0-0	0-0	0-0	0	0	0	0	1	0
Team		33-57		11-22		16-22		7		27	
Totals		44.4%		70.0%		57.9%		22		93	
FG % 1st Half:		12-27		44.4%		21-30		70.0%		Game: 33-57	
FG % 2nd Half:		11-22		50.0%		11-22		50.0%		Game: 11-22	
FT % 1st Half:		13-17		76.5%		3-5		60.0%		Game: 16-22	
FT % 2nd Half:		3-5		60.0%		3-5		60.0%		Game: 16-22	
Officials: Lamont Simpson, Eric Curry, Edwin Young Technical fouls: Rutgers-None, Michigan State-None. Attendance: 14797											
Score by periods		1st		2nd		Total		Points		Reb	
Rutgers		32		33		65		38		13	
Michigan State		42		51		93		34		19	
Last FG - RU 2nd-01:20, MSU 2nd-00:58. Largest lead - RU by 15:18:57, MSU by 28 2nd-00:22. RU led for 04:07, MSU led for 34:01. Game was tied for 01:51.											

NOTES

- Michigan State shot 57.9% (33-57) from the field and 50.0% (11-22) from three and it was MSU's second highest shooting percentage of the season.
- The Spartans blocked 10 shots, which was the most in a game by MSU this season, led by Nick Ward's four.
- Miles Bridges made his return after sitting out the last seven games with a sprained left ankle. Bridges played 17 minutes and tallied six points, six boards, two assists and two blocks.
- Eron Harris scored a game-high 24 points on 7-for-12 shooting and 5-for-8 from three, marking his third 20-plus point effort of the season and 18th of his career. Harris set career highs for both points and 3-pointers in a Big Ten game.

QUOTE

"We did a great job moving the ball and sharing the ball. We were penetrating and got out in transition, which led to some good shots. We got a lot of inside-out shots, which gets those 3's going and that really helped us get going."

-Sophomore guard Matt McQuaid

Rutgers scored the game's first six points, and held a 13-11 lead at the 15:56 mark. That's when Miles Bridges entered the contest after missing the previous seven with an ankle injury. Bridges immediately made an impact with an alley-oop dunk. With the score tied at 15, MSU took control of the contest with a 15-4 spurt and led 42-32 at the half. After shooting just 44.4 percent in the first half, Michigan State shot an impressive 70 percent (21-30) in the second half, including 60 percent (6-10) from 3-point range. Rutgers never got closer than eight points in the second half, as the Spartans led by double figures for the final 17:19.

SPARTAN BASKETBALL NOTES

Ward's Emergence

The least heralded member of Michigan State's freshman class, Nick Ward is proving to be an impact player. He ranks second on the team in scoring (13.6 ppg) and second in rebounding (6.6). He's lost 30-plus pounds since arriving on MSU's campus in June, and has improved his conditioning to average 22.4 minutes in the last eight games. His per 40-minute averages of 28.8 points and 14.2 rebounds lead the Spartans among members of the core playing group. He's scored seven or more points in every game this season and has posted double-figure points in the last 10 games, averaging 15.9 ppg over that same span. In the seven games that Miles Bridges missed, Ward averaged 17.1 points and 8.3 rebounds. He's a three-time Big Ten Freshman of the Week honoree, earning the accolade on Dec. 5, Dec. 26 and Jan. 2.

Winston Lends A Hand

Freshman point guard Cassius Winston paces the Big Ten with 6.1 assists per contest, and is sixth with a 2.6 assist-to-turnover ratio. Over the last eight games, Winston is averaging 9.8 points, 8.1 assists and just 2.3 turnovers. In the last nine games, Winston has totaled 72 assists against just 21 turnovers, good for a 3.4 assist-to-turnover ratio.

Rejection By Ward

Despite standing just 6-foot-8, Nick Ward is proving to be a defensive presence as a shot blocker. He ranks third in the Big Ten in total blocks (35) and blocks per game (2.2). The 35 blocks are already the second most ever by a Spartan freshman, as he is currently on pace to break Deyonta Davis' freshman season record of 64 established just last season. He blocked six shots against Northeastern (12/18), tying the Spartan freshman single-game record and matching the second most ever by a Spartan in a single game.

A Senior Steps Up

Senior Alvin Ellis III has played the best basketball of his career as MSU has opened conference play. Through three Big Ten games, Ellis is averaging 13.7 points and 5.0 rebounds, shooting .464 from the field and .385 from 3-point range. He scored a career-best 20 points, including two game-winning free throws, in a one-point overtime victory at Minnesota. He followed with a team-best 16 points at Northwestern, adding a career-best eight rebounds. It marked the first time in his career that Ellis has led MSU in scoring, and the first time in his career that he's scored in double figures in back-to-back contests.



AROUND THE BIG TEN

Big Ten Conference Standings
// Through games of Jan. 4 //

	Big Ten		Overall	
	W-L	Pct.	W-L	Pct.
Michigan State	3-0	1.000	11-5	.688
Wisconsin	2-0	1.000	13-2	.867
Nebraska	2-0	1.000	8-6	.571
Maryland	1-1	.500	13-2	.867
Minnesota	1-1	.500	13-2	.867
Northwestern	1-1	.500	12-3	.800
Purdue	1-1	.500	12-3	.800
Illinois	1-1	.500	11-4	.733
Michigan	1-1	.500	11-4	.733
Iowa	1-1	.500	9-6	.600
Penn State	1-2	.333	9-7	.563
Ohio State	0-1	.000	10-4	.714
Indiana	0-2	.000	10-5	.667
Rutgers	0-3	.000	11-5	.688

Big Ten Conference Schedule
// Jan. 7 - 18 (All Times Eastern) //**Saturday, January 7**

Michigan State at Penn State - 1:00 pm
 Maryland at Michigan - 3:15 pm
 Illinois at Indiana - 5:00 pm

Sunday, January 8

Northwestern at Nebraska - 2:15 pm
 Rutgers at Iowa - 3:30 pm
 Wisconsin at Purdue - 3:30 pm
 Ohio State at Minnesota - 7:30 pm

Tuesday, January 10

Indiana at Maryland - 9:00 pm

Wednesday, January 11

Minnesota at Michigan State - 7:00 pm
 Michigan at Illinois - 9:00 pm

Thursday, January 12

Ohio State at Wisconsin - 7:00 pm
 Purdue at Iowa - 9:00 pm
 Northwestern at Rutgers - 9:00 pm

Saturday, January 14

Minnesota at Penn State - 12:00 pm
 Nebraska at Michigan - 2:00 pm
 Maryland at Illinois - 6:00 pm

Sunday, January 15

Rutgers at Indiana - TBA
 Michigan State at Ohio State - 1:30
 Iowa at Northwestern - 7:30 pm

Tuesday, January 17

Illinois at Purdue - 7:00 pm
 Michigan at Wisconsin - 9:00 pm

Wednesday, January 18

Indiana at Penn State - 7:00 pm
 Ohio State at Nebraska - 9:00 pm

MSU's Freshman Class

Michigan State's freshman class of Miles Bridges, Joshua Langford, Nick Ward and Cassius Winston was widely regarded as one of the top recruiting classes in the nation. Bridges and Langford were McDonald's All-Americans, Winston joined Bridges as Jordan Brand All-Americans and all four players were ranked in the Top 40 in the nation. They have the potential to go down as the most productive freshman class under Tom Izzo. The 2001-02 Spartan freshmen of Alan Anderson, Chris Hill, Kelvin Torbert and Aaron Alexander combined to average 77.4 minutes and 26.5 points, both of which rank first in the Izzo era. The 2002-03 freshmen (Maurice Ager, Paul Davis, Erazem Lorbek) averaged a combined 20.9 points, while the 2012-13 freshmen (Matt Costello, Gary Harris, Denzel Valentine and Trevor Bohnhoff) averaged 19.7 points. Through 16 games, the freshman quartet is averaging a combined 42.3 points, 19.2 rebounds and 89.8 minutes, with each one starting at least four contests.

Izzo Second In Wins At A Big Ten School

With 535 career wins, Tom Izzo has passed Gene Keady (512 wins) for second-most victories at a Big Ten school, trailing only Bob Knight (661 wins). Izzo is also third all-time with 249 Big Ten wins, trailing just Knight (353 wins) and Keady (265 wins).

Big Ten Success

Michigan State has won 13 regular-season Big Ten Championships since joining the league prior to the 1950-51 season. The Spartans' first-ever league game was at Northwestern, where MSU claimed a 67-62 victory on Jan. 6, 1951. All-time, MSU is 607-472 (.563) in league play, including 249-112 (.690) under Tom Izzo, who ranks third in league history with 249 conference wins. Izzo has guided MSU to seven of its 13 league crowns. Since Izzo's first season (1995-96), MSU has a Big Ten-best record of 249-112, 14.5 games better than second-place Wisconsin (234-126).

Spartan Depth

Eleven Spartans average more than 10 minutes per game, while nine players have played in all 16 games. Seven different players have led Michigan State in scoring. The depth has helped MSU's reserves outscore the opponent's bench in 14 of 16 contests, as MSU gets 33.1 points per game off the bench. Over the last 11 games, Michigan State has used six different starting lineups.

Too Many Turnovers

One of the downsides to playing a lot of new players and multiple combinations is an increased number of turnovers. After averaging fewer than 12 turnovers in each of the last three seasons, this year's Spartan squad is averaging 14.3 per contest. MSU is 10-2 when committing 15 or fewer turnovers and 1-3 when committing more. In three Big Ten games, MSU is averaging just 12.0 turnovers.

Bridges Makes An Immediate Impact

Miles Bridges is on pace to have one of the most productive freshman seasons in Michigan State history. Bridges' scoring average of 15.4 points per game trails only Magic Johnson's 17.0 ppg in 1977-78 and Shawn Respert's 15.8 in 1991-92 as the best ever for a Spartan freshman. Only Greg Kelsner (9.6 rpg, 1975-76) posted a better rebounding average than Bridges' current 8.4 average. Bridges missed seven games in December with a left ankle injury.

Harris Key To Spartan Attack

Eron Harris is proving to be a great barometer for the Spartans' chances of victory. MSU is 9-2 when he scores in double figures and 2-3 when he scores fewer than 10. He's averaging 15.5 points in victory and 7.4 in defeat. The redshirt senior has scored in double figures in 11 out of the last 14 contests and leads MSU with 32 3-pointers, including four games where he's made five or more 3-pointers.

Nairn's Homecoming Provides A Spark

Lourawls "Tum Tum" Nairn Jr. ranks second in the Big Ten with a 3.4 assist-to-turnover ratio, while ranking seventh in the conference in assists (4.1). The junior point guard had a very productive homecoming during MSU's play in the Battle 4 Atlantis. A native of Nassau, Nairn had arguably his best three-game stretch as a Spartan, matching or setting a career high in each game. He tied a career high in points with 13 points vs. St. John's, and set new career highs in rebounding (6) vs. Baylor and assists (12) vs. Wichita State. He also hit 4-of-6 3-pointers, after entering the tournament with seven threes in his first 71 career games. He matched his career high with 13 points in a comeback win at Minnesota, including 11 in the second half and overtime.

It's All About Boardwork

Being forced to play with a smaller front court due to injury, rebounding will be a major point of emphasis for Michigan State. Through 16 games, MSU has a +3.9 rebound margin, out-rebounding the opponent in eight contests. In the Tom Izzo era, MSU has out-rebounded 572 of 745 opponents (.768), posting a 454-118 (.794) mark in those games. The Spartans have led the nation in rebounding in five of the last 17 seasons (2000, 2001, 2009, 2010, 2016), ranking in the Top 10 10 times and the Top 25 on 13 occasions. MSU has led the Big Ten in rebounding margin in conference games in 13 of the last 19 years and in 14 of 21 seasons under Izzo.

From Beyond the Arc

The 2015-16 Spartans led the nation in 3-point field goal percentage (.434) and made a school record 321 3-pointers. This year's Spartan squad must replace Bryn Forbes (112) and Denzel Valentine (104) who combined for 216 3-pointers last season. MSU is shooting .370 from behind the arc this year, as Eron Harris (.395, 32-81), Matt McQuaid (.328, 21-64) and Alvin Ellis III (.386, 17-44) lead the team in made 3-pointers. Joshua Langford (.441, 15-34) leads the team in 3-point field-goal percentage. Last season, Harris shot .439 (43-98) from behind the arc, while McQuaid hit .409 (27-66) of his attempts.

Hall of Famer Tom Izzo

Now in his 22nd season at Michigan State, Hall of Fame coach Tom Izzo has built the Spartans into one of the elite programs in the nation. MSU is the only school in the country to win 27 or more games in each of the last five seasons. The Spartans' 19 straight NCAA Tournaments are a Big Ten record, the third-longest active streak in the nation and the fourth-longest active streak of all time. He's been able to accomplish this while playing more ranked teams than anyone else since 1998. Michigan State has appeared in a nation's best seven Final Fours in the last 18 seasons. Izzo's seven Final Four trips are tied for fifth most in NCAA history. Izzo was enshrined into the Naismith Memorial Hall of Fame on Sept. 9.

The Nation's Toughest November

MSU's game at Duke (11/29) marked the final game in what was arguably the toughest opening month in college basketball history, certainly Spartan history. With games against No. 2 Kentucky, No. 10 Arizona and No. 20 Baylor (rankings at date of game), No. 5 Duke was the fourth ranked opponent MSU played in November alone. The Spartans had never faced three Top 10 opponents in November until this season, and had never played four Top 20 non-conference opponents in a single month during the regular season. Not only did the Spartans play a diabolical slate of opponents, they faced a brutal travel schedule to open the season. Beginning with a flight to Hawaii on November 8 and ending with the return flight from Duke on Nov. 29, the Spartans traveled more than 13,600 miles in 22 days, including additional trips to New York City and the Bahamas.

Bridges' Preseason Honors

Freshman Miles Bridges is already gathering some national attention. The Flint, Michigan, native was tabbed preseason First Team All-America by The Sporting News, while also landing a spot on the Karl Malone Power Forward of the Year Award, Naismith Trophy and Wooden Award Preseason Watch Lists.

Izzo Receives Dean Smith Award

As announced by the USBWA in October, Tom Izzo is the recipient of the 2016 Dean Smith Award. The award goes to an individual in college basketball who embodies the spirit and values of the late North Carolina coaching great. Izzo is the second person to receive the Dean Smith Award. The USBWA established the award last year and selected former Georgetown coach John Thompson as the first recipient. Among the qualities in a coach that the award is based on are honesty and integrity, being a part of players' lives during and after college, abiding by NCAA rules, involvement in charities and the community, standing up for social issues and causes and having a reputation for treating people with respect.

Spartans In The NBA

Michigan State had a Big Ten-best eight players on NBA opening day rosters, including Denzel Valentine (Bulls), Gary Harris (Nuggets), Deyonta Davis (Grizzlies), Bryn Forbes (Spurs), Draymond Green (Warriors), Adreian Payne (Timberwolves), Zach Randolph (Grizzlies) and Alan Anderson (Clippers).

Playing The Best

Since the 1997-98 season, the year of Michigan State's first of 19 straight trips to the NCAA Tournament, the Spartans have played 209 games against ranked opponents. That total ranks first among teams that have appeared in a Final Four since then. The Spartans are followed by North Carolina (195), Texas (186), Duke (183), Kentucky (179), Illinois (177) and Michigan (174).

MSU'S RECORD IN 2016-17 WHEN:

At home: 8-1
On road: 1-1
Neutral: 2-3
Leading at the half: 10-1
Trailing at the half: 1-3
Tied at halftime: 0-1

Shoot 50% or above from field: 5-0
Shoot less than 50% from field: 6-5
Opp. shoots 50% or above: 0-0
Opp. shoots less than 50%: 11-5
MSU outshoots opp.: 11-3
Opp. outshoots MSU: 0-2
Both teams shoot same from floor: 0-0

MSU outrebounds opp.: 6-2
Opp. outrebounds MSU: 4-2
Rebounds are equal: 1-1

MSU has more turnovers: 5-4
Opp. has more turnovers: 5-1
Turnovers are equal: 1-0

Game decided by 1-5 pts: 4-1
Game decided by 6-10 pts: 2-2
Game decided by 11-15 pts: 2-1
Game decided by 16+ pts: 3-1

MSU scores less than 60 pts: 0-2
MSU scores 60-69 pts: 1-2
MSU scores 70-79 pts: 7-1
MSU scores 80+ pts: 3-0

MSU allows less than 60 pts: 3-0
MSU allows 60-69 pts: 5-2
MSU allows 70-79 pts: 3-2
MSU allows 80+ pts: 0-1

MSU in overtime: 1-0

One MSU player scores 10+: 0-2
Two MSU players score 10+: 2-0
Three MSU players score 10+: 6-1
Four MSU players score 10+: 3-1
Five MSU players score 10+: 0-0
Six MSU players score 10+: 0-0

In November: 4-4
In December: 6-1
In January: 1-0
In February: 0-0
In March: 0-0

On Sunday: 1-1
On Monday: 0-0
On Tuesday: 2-2
On Wednesday: 3-0
On Thursday: 0-1
On Friday: 3-1
On Saturday: 2-0

Day Games: 3-2
Night Games: 8-3

Spartan Sports Network Radio Affiliates

City.....	Call Letters (Frequency)
Adrian.....	WABJ-AM 1490
Alma.....	WQBX-FM 104.9
.....	WFYC-AM 1280
Alpena.....	WKJZ-FM 94.9
Ann Arbor.....	WLBY-AM 1290
Bad Axe.....	WLEW-AM 1340
.....	WLEW-FM 102.1
Battle Creek.....	WBCK-FM 95.3
Benton Harbor.....	WCSY-FM 103.7
Detroit.....	WJR-AM 760
Escanaba.....	WUPF-FM 107.3
Flint.....	WWCK-AM 1570
Gaylord.....	WMJZ-FM 101.5
Grand Haven.....	WGHN-FM 92.1
.....	WGHN-AM 1370
Grand Rapids.....	WBBL-FM 107.3
Greenville.....	WGML-AM 1380
Hastings.....	WBCH-AM 1220
.....	WBCH-FM 100.1
Houghton Lake.....	WTWS-FM 92.1
Iron Mountain.....	WMIQ-AM 1450
Ishpeming.....	WUPG-FM 96.7
Jackson.....	WIBM-AM 1450
.....	WIBM-FM 101.9
Kalamazoo.....	WKZO-AM 590
Lansing.....	WJIM-AM 1240
.....	WMMQ-FM 94.9
Ludington/Manistee.....	WLDN-FM 98.7
Midland.....	WLUN-FM 100.9
Newberry.....	WMJT-FM 96.7
Ontonagon.....	WUPY-FM 101.1
Petoskey.....	WJML-AM 1110
.....	WJML-FM 94.9
Port Huron.....	WPHM-AM 1380
Saginaw.....	WILZ-FM 104.5
Tawas City.....	WQLB-FM 103.3
Traverse City.....	WCCW-AM 1310
.....	WCCW-FM 107.5

* Sirius/XM Radio

* Streaming at www.spartansportsnetwork.com

* Mobile App for iPhone and Android

Strength of Schedule

In total, the 2016-17 schedule features 15 teams that appeared in the 2016 postseason, including 11 opponents that played in the 2016 NCAA Tournament.

2017 Recruiting Class

Michigan State signed a pair of forwards on the first day of the early signing period on Nov. 9. Jaren Jackson Jr. is a 5-star 6-11, 220-pound forward from Indianapolis. Playing as a senior at La Lumiere, the No. 1 high school team in America, Jackson Jr. has been named to the All-USA Preseason Boys Basketball Team as selected by USA TODAY Sports. He is the son of Jaren Jackson Sr., a former star at Georgetown and 1999 NBA Champion with the San Antonio Spurs. Despite his 6-11 frame, he shot .442 from 3-point range as a junior. He was a member of the 2016 USA Basketball U17 team that won a gold medal in Spain. Xavier Tillman is a 4-star 6-8, 270-pound forward from Grand Rapids, Michigan. He is a three-time MLIVE Grand Rapids Press Dream Team honoree. He averaged 16 points, 10.4 rebounds, 2.9 assists as a junior, shooting 62% from the field while playing for Grand Rapids Christian, earning 2016 Associated Press Class A All-State honors.

Big Ten Schedule

With a 14-team conference each Big Ten team will play five schools twice, four schools on the road, and four schools at home. Michigan State will go home and home with Michigan, Minnesota, Nebraska, Ohio State and Purdue. The Spartans will host Iowa, Northwestern, Rutgers and Wisconsin, while traveling to Illinois, Indiana, Maryland and Penn State. Seven of Michigan State's 13 Big Ten opponents appeared in the 2016 postseason, including six in the NCAA Tournament (Indiana, Iowa, Maryland, Michigan, Purdue and Wisconsin) and one in the NIT (Ohio State).

In The Polls

Three Big Ten teams are featured in both of this week's polls, including Wisconsin (No. 13 AP/ No. 11 USA Today), Purdue (20/20) and Indiana (T-25/25). In addition to the conference opponents, MSU played Baylor (2/3), Kentucky (6/6), Duke (8/8) and Arizona (17/17) in November.

Coaching Stability

Michigan State has had just two basketball coaches in the last 41 seasons and three in the last 48. Tom Izzo is in his 22nd season, having taken over from his mentor Jud Heathcote, who spent 19 years as head coach (1976-95). Before Heathcote, Gus Ganakas spent seven seasons as head coach. Ganakas is currently in his 31st-straight season providing commentary on Spartan radio broadcasts.

Backcourt Experience

Michigan State's backcourt is its most experienced unit with seniors Eron Harris and Alvin Ellis III, junior Lourawls "Tum Tum" Nairn Jr. and sophomore Matt McQuaid all having played significant minutes during their career. Harris, Nairn and Ellis entered the season with a combined 60 career starts at MSU, including 41 last year. It will also receive an influx of talent from 2016 McDonald's All-American Joshua Langford and 2016 Michigan Mr. Basketball winner Cassius Winston, providing MSU with one of the deeper backcourts in the nation.

Nation's Best Seven Final Fours in 18 Years

Michigan State advanced to the 2015 Final Four, marking the seventh trip to the Final Four in 20 seasons under Tom Izzo. The seven trips in the last 18 seasons rank as the most in the nation. In addition, MSU has appeared in 19 straight NCAA Tournaments, marking the nation's third-longest active streak, and the longest streak in Big Ten history.

Breslin Upgrades on the Horizon

A major facilities upgrade – focused on improving the visitor experience – is on tap for the Breslin Student Events Center. The Breslin Center addition -- in all a \$20 million project -- involves construction of a new box office, the Tom Izzo Hall of History and, for the student-athletes and coaches of the men's and women's basketball teams, the addition of the Draymond Green Strength and Conditioning Center, a hydration station, lounges for players and recruits, and an alumni locker room. The work began in January 2016, with substantial completion expected by August of 2017 and final completion by June 2018.

MSU ATHLETIC COMMUNICATIONS

Director of New Media/Basketball SID

Matt Larson

Office Phone: (517) 355-2271

Cell Phone: (517) 927-6421

Email: larson@ath.msu.edu

Communications Asst./Secondary Basketball SID

Ryan Smith

Office Phone: (517) 355-2271

Cell Phone: (847) 287-2714

Email: smit1722@ath.msu.edu

Mailing Address Z-22 Breslin Center

East Lansing, MI 48824-1047

Sports Info. FAX (517) 353-9636



THE BOOK ON TOM IZZO

- * Inducted into the Naismith Memorial Basketball Hall of Fame
- * Eight-Time National Coach of the Year
- * One NCAA, Seven Big Ten & Five Big Ten Tournament titles
- * Seven Final Four appearances
- * Three-Time Big Ten Coach of the Year
- * 19 straight NCAA Tournament appearances
- * 18 NBA Draft Picks, including nine first rounders
- * 10 All-Americans - Two Academic All-Americans
- * Graduates 85% of players that complete eligibility
- * Longest serving active Big Ten men's basketball coach
- * One of five coaches in Big Ten history with seven league titles
- * MSU's all-time winningest coach - third-winningest in Big Ten history

Coch Izzo

In his 22nd year, Tom Izzo (Northern Michigan, '77) is 535-210 (.718), and 249-112 (.690) in the Big Ten, as the head coach of the Michigan State basketball program. He ranks as the winningest coach in Michigan State history, having passed his mentor Jud Heathcote with his 341st career victory on Nov. 28, 2009. In his 21 seasons as a head coach, Izzo has captured eight National Coach of the Year awards, including the Clair Bee Award in 2005 and NABC honors in 2001 and 2012. In 1999, Izzo was named National Coach of the Year by Basketball Times, while earning similar honors from The Associated Press, Basketball News and the USBWA in '98. He also earned National Coach of the Year accolades from CBSSports.com in 2012. He earned Big Ten Coach of the Year honors in 1998, 2009 and 2012. Izzo was enshrined in the Naismith Memorial Basketball Hall of Fame on September 9, 2016, cementing his status as one of the game's all-time greats.

Among The Big Ten's Best

Tom Izzo's .690 winning percentage in Big Ten games ranks third all-time among league coaches with at least 10 years of service, behind former Wisconsin coach Bo Ryan (.717), and former Indiana coach Bob Knight (.700), and ahead of former Purdue coach Ward Lambert (.685). In all games, Ohio State's Thad Matta ranks first at .747, followed by Ryan (.737), Knight (.734), Izzo (.718), Wisconsin's Walter Meanwell (.712), and Lambert (.709). With 249 conference victories, Izzo ranks third all time.

Izzo Among Best Ever

Through his first 21 seasons, Tom Izzo won 524 games, ranking fifth in college basketball history for most wins by a college coach in his first 21 years.

Final Fours

Tom Izzo led MSU to seven Final Four appearances between 1999 and 2015, becoming just the fourth school in college basketball history to do it in any 17-year span, including just the third since the tournament field expanded to 64 teams in 1985. Izzo's seven Final Fours are the most by any coach since his first season in 1996 and he ranks fifth all-time, including tied for fifth among active coaches. The seven Final Fours are also the most by any Big Ten coach.

IZZO CAREER COACHING RECORD

Year	Overall	Pct.	Big Ten	Pct.	Finish	Postseason
1995-96	16-16	.500	9-9	.500	7th	NIT Second Round
1996-97	17-12	.586	9-9	.500	T-6th	NIT Second Round
1997-98	22-8	.733	13-3	.813	T-1st	NCAA Sweet 16
1998-99	33-5	.868	15-1	.938	1st	NCAA Final Four
1999-2000	32-7	.821	13-3	.813	T-1st	NCAA Champion
2000-01	28-5	.848	13-3	.813	T-1st	NCAA Final Four
2001-02	19-12	.613	10-6	.625	5th	NCAA First Round
2002-03	22-13	.629	10-6	.625	T-3rd	NCAA Elite Eight
2003-04	18-12	.600	12-4	.750	T-2nd	NCAA First Round
2004-05	26-7	.788	13-3	.813	2nd	NCAA Final Four
2005-06	22-12	.647	8-8	.500	T-6th	NCAA First Round
2006-07	23-12	.657	8-8	.500	T-7th	NCAA Second Round
2007-08	27-9	.750	12-6	.667	4th	NCAA Sweet 16
2008-09	31-7	.816	15-3	.833	1st	NCAA Runner Up
2009-10	28-9	.757	14-4	.778	T-1st	NCAA Final Four
2010-11	19-15	.559	9-9	.500	T-4th	NCAA Second Round
2011-12	29-8	.784	13-5	.722	T-1st	NCAA Sweet 16
2012-13	27-9	.750	13-5	.722	T-2nd	NCAA Sweet 16
2013-14	29-9	.784	12-6	.667	T-2nd	NCAA Elite Eight
2014-15	27-12	.692	12-6	.667	T-3rd	NCAA Final Four
2015-16	29-6	.828	13-5	.722	2nd	NCAA First Round
2016-17	11-5	.686	3-0	1.000		
22 Years	535-210	.718	249-112	.690		

BY THE NUMBERS

Final Four Appearances

By Big Ten Coach

COACH	APPEARANCES
1. Tom Izzo (MSU)	7
2. Bob Knight (Indiana)	5
3. Harold Olsen (Ohio State)	4
Fred Taylor (Ohio State)	4

Career Big Ten Victories

COACH	VICTORIES
1. Bob Knight (Indiana)	353
2. Gene Keady (Purdue)	265
3. Tom Izzo (MSU)	249
4. Ward Lambert (Purdue)	228

Consecutive NCAA Tour. Appearances

COACH	APPEARANCES
1. Dean Smith (North Carolina)	23
2. Mike Krzyzewski (Duke) *	21
Roy Williams (Kansas/UNC)	20
4. Tom Izzo (MSU) *	19

* Active Streak

Final Four Appearances

COACH	APPEARANCES
1. Mike Krzyzewski (Duke)	12
John Wooden (UCLA)	12
3. Dean Smith (North Carolina)	11
4. Roy Williams (Kansas/UNC)	8
5. Tom Izzo (MSU)	7
Rick Pitino (Prov./Ky./L'ville)	7

Final Four Appearances Since 1996

(Izzo's First Season)

COACH	APPEARANCES
1. Tom Izzo (MSU)	7
2. John Calipari (Mass/Mem./Ky.)	6
Roy Williams (Kansas/UNC)	6
4. Mike Krzyzewski (Duke)	5
Rick Pitino (Kentucky/L'ville)	5

NCAA Tournament Wins

COACH	VICTORIES
1. Mike Krzyzewski (Duke)	90
2. Roy Williams (Kansas/UNC)	70
3. Dean Smith (North Carolina)	65
4. Jim Boeheim (Syracuse)	57
Rick Pitino (Louisville)	53
6. Jim Calhoun (N'eastern/UCConn)	49
7. John Wooden (UCLA)	47
8. Tom Izzo (MSU)	46
Lute Olson (Iowa/Arizona)	46

Most Wins: First 21 Seasons

COACH	VICTORIES
1. Roy Williams (Kansas/UNC)	594
2. Bill Self (Tulsa/Ill./Kansas)	532
3. Jerry Tarkanian (LBSU/UNLV)	530
4. John Calipari (Mass/Mem./Ky.)	526
5. Tom Izzo (MSU)	524

NOTABLE IZZO WINS

- Win #1: vs. Chaminade (69-66), 11/20/95
- Big Ten Win #1: vs. Indiana (65-60), 1/4/96
- Win #100: vs. Indiana (77-71 OT), 1/11/2000
- Win #200: vs. Iowa (89-72), 2/4/2004
- Big Ten Win #100: vs. Minnesota (69-58), 2/14/2004
- Win #232*: vs. Duke (78-68), 3/25/2005
- Win #300: vs. Iowa (66-52), 2/23/2008
- Win #341**: vs. UMass (106-68), 11/28/2009
- Win #400: vs. Minnesota (68-52), 1/25/2012
- Win #500: vs. Boston College (99-68), 11/26/2015
- Big Ten Win #200: vs. Ohio State (59-56), 1/19/2013

* Became MSU's second-winningest coach
 ** Became MSU's all-time winningest coach



KYLE AHRENS

Sophomore • Guard/Forward • 6-5 • 215
Versailles, Ohio • Versailles



0



Get To Know Kyle

Can bench press 185 pounds (NBA Testing Standard) a team-best 25 times // Once had a dunk on an opposing prep player featured on ESPN SportsCenter's Top 10 Plays.

Last Time Out



Points	Rebounds	Assists	Minutes
3	3	1	11

// Minutes

Season: 27, vs. Tennessee Tech, 12/10
Career: 27, vs. Tennessee Tech, 12/10/16
Big Ten: 11, vs. Rutgers, 1/4/17

// Points

Season: 9 (3x), Last vs. Northeastern, 12/18
Career: 9 (3x), Last vs. Northeastern, 12/18/16
Big Ten: 4 (2x), Last vs. Penn State, 2/28/16

// Rebounds

Season: 7, vs. Tennessee Tech, 12/10
Career: 7, vs. Tennessee Tech, 12/10/16
Big Ten: 3 (2x), Last vs. Rutgers, 1/4/17

// Assists

Season: 2, vs. Baylor, 11/24
Career: 2 (2x), Last vs. Baylor, 11/24/16
Big Ten: 2 vs. Rutgers, 1/31/16

// Field Goals

Season: 4, vs. Northeastern, 12/18
Career: 4, vs. Northeastern, 12/18/16
Big Ten: 2 vs. Penn State, 2/28/16

// Field Goal Attempts

Season: 8, vs. Tennessee Tech, 12/10
Career: 8, vs. Tennessee Tech, 12/10/16
Big Ten: 4 vs. Penn State, 2/28/16

// 3-Point Field Goals

Season: 2 (2x), Last vs. Tennessee Tech, 12/10
Career: 2 (2x), Last vs. Tennessee Tech, 12/10/16
Big Ten: 1 (3x), Last vs. Rutgers, 1/4/17

// 3-Point FG Attempts

Season: 5, vs. Tennessee Tech, 12/10
Career: 5, vs. Tennessee Tech, 12/10/16
Big Ten: 3, vs. Rutgers, 1/4/17

// Free Throws

Season: 6, vs. Oral Roberts 12/3
Career: 6, vs. Oral Roberts 12/3/16
Big Ten: 4 vs. Rutgers, 1/31/16

// Free Throw Attempts

Season: 8, vs. Oral Roberts 12/3
Career: 8, vs. Oral Roberts 12/3/16
Big Ten: 4 vs. Rutgers, 1/31/16

// Steals

Season: 1, at Duke 11/29
Career: 1 (2x), Last at Duke 11/29/16
Big Ten:

// Blocks

Season: 1 (2x), Last vs. Binghamton, 12/5/15
Big Ten:

Miscellaneous Stats (MSU's Record)

	Season	Career
Double-Figure Scoring	0 (0-0)	0 (0-0)
Double-Figure Rebounding	0 (0-0)	0 (0-0)
Double-Figure Assists	0 (0-0)	0 (0-0)
Double-Doubles	0 (0-0)	0 (0-0)
Led MSU in Scoring	0 (0-0)	0 (0-0)
Led MSU in Rebounding	1 (1-0)	1 (1-0)
Led MSU in Assists	0 (0-0)	0 (0-0)
20+ Point Games	0 (0-0)	0 (0-0)
30+ Point Games	0 (0-0)	0 (0-0)

Season Avg.

Points	Rebounds	Assists	Minutes
3.4	1.8	0.4	10.4

// Started in four of seven games while Miles Bridges recovered from an ankle injury and averaged 7.0 ppg and 3.5 rpg in his starts

// Matched his career high with nine points, while setting new career highs in rebounds (7) and minutes (27) vs. Tennessee Tech (12/10)

// Made his first career start vs. Oral Roberts (12/3) and scored six points to go along with four rebounds.

// Scored a career-high nine points and hit two threes vs. Mississippi Valley State (11/18)

// Appeared in 26 games, averaging 1.2 points and 0.6 rebounds in 3.3 minutes in 2015-16

// Scored a season-high five points and grabbed a season-high three rebounds against Arkansas-Pine Bluff (11/20)

// Averaged 30.0 points, 8.3 rebounds and 3.4 assists per game as a senior at Versailles High School

// 2015 Associated Press Division III First Team All-Ohio

// Rated the No. 36 shooting guard in the nation coming out of high school by ESPN100 and No. 47 by 24/7 Sports, and the No. 25 small forward by Scout.com

GAME-BY-GAME

Opponent	Date	gs	min	Total		3-Pointers		Free throws		Rebounds				pf	a	t/o	blk	stl	pts	avg
				fg-fga	pct	3fg-fga	pct	ft-fa	pct	off	def	tot	avg							
vs Arizona	11/11/16	4	0-0	.000	0-0	.000	0-0	0-0	0-0	0-0	0-0	0-0	0-0	0-0	0-0	0-0	0-0	0-0	0-0	0.0
vs KENTUCKY	11/15/16	6	0-2	.000	0-2	.000	0-0	.000	0-0	0-0	0-0	0-0	0-0	0-0	0-0	0-0	0-0	0-0	0-0	0.0
MVSU	11/18/16	10	3-4	.750	2-3	.667	1-1	1.000	0-2	0-2	2-2	0-7	1-0	0-0	0-0	0-0	0-0	0-0	9-3	3.0
FLORIDA GULF COAST	11/20/16	5	0-1	.000	0-1	.000	0-0	.000	0-0	0-0	0-0	0-5	1-0	0-0	0-0	0-0	0-0	0-0	2-3	2.3
vs St. John's	11/23/16	3	0-0	.000	0-0	.000	0-0	.000	0-0	0-0	0-4	0-0	0-1	0-0	0-0	0-0	0-0	0-0	1-8	1.8
vs Baylor	11/24/16	8	1-2	.500	1-2	.500	0-0	.000	0-2	0-2	2-7	0-2	0-0	0-0	0-0	0-0	0-0	0-0	3-2	2.0
vs Wichita State	11/25/16	9	0-4	.000	0-3	.000	0-0	.000	0-1	1-1	0-7	4-0	1-0	0-0	0-0	0-0	0-0	0-0	1-7	1.7
at Duke	11/29/16	7	0-0	.000	0-0	.000	0-0	.000	0-3	3-1	2-1	0-0	2-1	0-0	1-0	0-0	1-0	0-1	0-1.5	
ORAL ROBERTS	12/3/16	* 22	0-3	.000	0-3	.000	6-8	.750	0-4	4-4	1-3	1-1	1-0	0-0	0-0	0-0	0-0	6-2	2.0	
YOUNGSTOWN STATE	12/6/16	* 17	2-3	.667	0-1	.000	0-0	.000	0-2	2-4	2-1	1-1	0-0	0-0	0-4	2-2	0-0	0-0	4-2.2	
TENNESSEE TECH	12/10/16	* 27	3-8	.375	2-5	.400	1-2	.500	2-5	5-7	1-9	4-0	2-0	0-0	0-0	0-0	0-0	9-2.8		
NORTHEASTERN	12/18/16	* 16	4-5	.800	1-2	.500	0-0	.000	0-1	1-1	1-8	4-0	1-0	0-0	0-0	0-0	0-0	9-3.3		
OAKLAND	12/21/16	4	2-2	1.000	1-1	1.000	2-3	.667	0-0	0-0	1-7	3-0	0-0	0-0	0-0	0-0	0-0	7-3.6		
at Minnesota	12/27/16	9	1-2	.500	0-0	.000	0-0	.000	2-1	3-1	1-8	4-1	0-0	0-0	0-0	0-0	0-0	2-3.5		
NORTHWESTERN	12/30/16	9	1-3	.333	0-2	.000	1-1	1.000	0-1	1-1	1-7	3-0	2-0	0-0	0-0	0-0	0-0	3-3.5		
RUTGERS	1/4/17	11	1-3	.333	1-3	.333	0-0	.000	0-3	3-3	1-8	4-1	0-0	0-0	0-0	0-0	0-0	3-3.4		
Totals		4	167	18-42	.429	8-28	.286	11-15	.733	4-25	29	1.8	33	7	8	0	1	55	3.4	

Ahrens Career Snapshot

Year	GP/GS	Min./Avg	FG-FGA	FG%	3FG-FGA	3FG%	FT-FTA	FT%	OFF-DEF	REB	AVG	PF/D	A	TO	BL	ST	PTS	AVG
15-16	26/0	86/3.3	10-24	.417	4-13	.308	7-10	.700	8-8	16	0.6	10/0	7	9	2	2	31	1.2
16-17	16/4	167/10.4	18-42	.429	8-28	.286	11-15	.733	4-25	29	1.8	33/0	7	8	0	1	55	3.4
TOTAL	42/4	253/6.0	28-66	.424	12-41	.293	18-25	.720	12-33	45	1.1	43/0	14	17	2	3	86	2.0



JOSHUA LANGFORD

Freshman • Guard • 6-5 • 210
Huntsville, Alabama • Madison Academy



1



Get To Know Joshua

Survived a bout with bacterial meningitis at age 12 // Taught Sunday school at his church while in high school and delivered the sermon every third Sunday.

Last Time Out



Points	Rebounds	Assists	Minutes
8	4	2	24

// Minutes

Season: 30, at Minnesota, 12/27
Big Ten: 30, at Minnesota, 12/27

// Points

Season: 15, vs. Youngstown State, 12/6
Big Ten: 8, vs. Rutgers, 1/4

// Rebounds

Season: 5, vs. Kentucky, 11/15
Big Ten: 4 (2x), Last vs. Rutgers, 1/4

// Assists

Season: 3 (2x), Last vs. Tennessee Tech, 12/10
Big Ten: 2 (2x), Last vs. Rutgers, 1/4

// Field Goals

Season: 6, vs. Youngstown State, 12/6
Big Ten: 3 (2x), Last vs. Rutgers, 1/4

// Field Goal Attempts

Season: 8, vs. Youngstown State, 12/6
Big Ten: 6, vs. Rutgers, 1/4

// 3-Point Field Goals

Season: 3 (2x), Last vs. Youngstown State, 12/6
Big Ten: 2, vs. Rutgers, 1/4

// 3-Point FG Attempts

Season: 4 (3x), Last vs. Youngstown State, 12/6
Big Ten: 3, vs. Rutgers, 1/4

// Free Throws

Season: 3, vs. Tennessee Tech, 12/10
Big Ten:

// Free Throw Attempts

Season: 4, vs. Tennessee Tech, 12/10
Big Ten:

// Steals

Season: 2, at Minnesota, 12/28
Big Ten: 2 (2x), Last vs. Northwestern, 12/30

// Blocks

Season: 1, vs. Youngstown State, 12/6
Big Ten:

Season Avg.

Points	Rebounds	Assists	Minutes
5.9	2.1	1.3	19.1

// Scored a season-high 15 points vs. Youngstown State (12/6) on 3-for-4 shooting from behind the arc, adding three assists and two rebounds

// Started his first career game and had six points, two rebounds and two assists in 23 minutes vs. Baylor (11/24)

// Scored five points in 12 minutes vs. Arizona (11/11) in his debut in the Green and White after missing both exhibition games with a minor hamstring injury

// Five-Time Alabama Class 3A Player of the Year, first capturing the honor as an eighth grader

// 2016 McDonald's All-American, recording 12 points, one rebound, two assists and one steal for the West

// Two-time Gatorade Alabama Boys Basketball Player of the Year (2013, 2015)

// Three-time Alabama Class 3A State Tournament MVP, leading Madison Academy to championships in 2013, 2015 and 2016

// No. 8 scorer in Alabama high school history with 3,089 points

// 2016 Third-Team All-American as selected by the Naismith Award and USA TODAY Sports

// All-USA TODAY Sports Alabama Player of the Year

GAME-BY-GAME

Opponent	Date	gs	min	Total		3-Pointers		Free throws		Rebounds				pf	a	t/o	blk	stl	pts	avg
				fg-fga	pct	3fg-fga	pct	ft-fa	pct	off	def	tot	avg							
vs Arizona	11/11/16	12	2-4	.500	1-1	1.000	0-0	.000	0	0	0	0.0	3	1	0	0	0	5	5.0	
vs KENTUCKY	11/15/16	19	2-6	.333	1-4	.250	0-2	.000	1	4	5	2.5	2	1	1	0	0	5	5.0	
MVSU	11/18/16	12	1-3	.333	1-2	.500	0-0	.000	1	1	2	2.3	0	2	2	0	1	3	4.3	
FLORIDA GULF COAST	11/20/16	20	3-3	1.000	0-0	.000	2-2	1.000	0	3	3	2.5	3	2	1	0	0	8	5.3	
vs St. John's	11/23/16	9	0-0	.000	0-0	.000	0-0	.000	0	0	0	2.0	2	0	1	0	0	0	4.2	
vs Baylor	11/24/16	* 23	3-6	.500	0-2	.000	0-0	.000	1	1	2	2.0	1	2	1	0	0	6	4.5	
vs Wichita State	11/25/16	* 11	1-3	.333	1-2	.500	0-0	.000	0	0	0	1.7	5	0	1	0	0	3	4.3	
at Duke	11/29/16	22	3-6	.500	1-3	.333	0-0	.000	2	2	4	2.0	3	0	2	0	0	7	4.6	
ORAL ROBERTS	12/3/16	20	3-4	.750	3-4	.750	0-0	.000	0	0	0	1.8	2	0	0	0	1	9	5.1	
YOUNGSTOWN STATE	12/6/16	19	6-8	.750	3-4	.750	0-0	.000	0	2	2	1.8	0	3	1	1	0	15	6.1	
TENNESSEE TECH	12/10/16	* 23	3-5	.600	1-3	.333	3-4	.750	0	4	4	2.0	0	3	2	0	1	10	6.5	
NORTHEASTERN	12/18/16	* 20	0-4	.000	0-2	.000	2-2	1.000	1	1	2	2.0	1	1	0	0	1	2	6.1	
OAKLAND	12/21/16	* 15	2-2	1.000	1-1	1.000	0-0	.000	0	1	1	1.9	3	0	2	0	1	5	6.0	
at Minnesota	12/27/16	* 30	3-5	.600	0-1	.000	0-0	.000	1	0	1	1.9	1	2	2	0	2	6	6.0	
NORTHWESTERN	12/30/16	* 27	1-4	.250	0-2	.000	0-0	.000	1	3	4	2.0	3	2	0	0	2	2	5.7	
RUTGERS	1/4/17	* 24	3-6	.500	2-3	.667	0-0	.000	1	3	4	2.1	3	2	0	0	0	8	5.9	
Totals		8	306	36-69	.522	15-34	.441	7-10	.700	9	25	34	2.1	32	21	16	1	9	94	5.9

Miscellaneous Stats (MSU's Record)

	Season
Double-Figure Scoring	2 (2-0)
Double-Figure Rebounding	0 (0-0)
Double-Figure Assists	0 (0-0)
Double-Doubles	0 (0-0)
Led MSU in Scoring	1 (1-0)
Led MSU in Rebounding	0 (0-0)
Led MSU in Assists	0 (0-0)
20+ Point Games	0 (0-0)
30+ Point Games	0 (0-0)

Langford Career Snapshot

Year	GP/GS	Min./Avg	FG-FGA	FG%	3FG-FGA	3FG%	FT-FTA	FT%	OFF-DEF	REB	AVG	PF/D	A	TO	BL	ST	PTS	AVG
16-17	16/8	306/19.1	36-69	.522	15-34	.441	7-10	.700	9-25	34	2.1	32/1	21	16	1	9	94	5.9
TOTAL	16/8	306/19.1	36-69	.522	15-34	.441	7-10	.700	9-25	34	2.1	32/1	21	16	1	9	94	5.9



ALVIN ELLIS III

Senior • Guard • 6-4 • 210

Matteson, Ill. • Chicago De La Salle

**3**

Get To Know Alvin

Originally signed with Minnesota as a prep senior, but was released from his scholarship following the firing of Tubby Smith // Prep teammate of Gavin Schilling in 2011-12 at Chicago De La Salle High School.

Last Time Out

Points	Rebounds	Assists	Minutes
5	1	0	15

Season Avg.

Points	Rebounds	Assists	Minutes
5.8	2.6	0.9	15.0

// Averaging 13.7 ppg and 5.0 rebounds in Big Ten play

// Led the Spartans in scoring for the first time in his career with 16 points vs. Northwestern (12/30) and also tallied a career-high eight rebounds

// Scored a career-high 20 points at Minnesota (12/27), including the game-winning free throws in overtime. Also set career highs in minutes, field goals, field goal attempts, 3-point field goals and 3-point field goal attempts, while matching career highs in rebounds and blocks.

// Appeared in 33 games, averaging 2.6 points, 1.5 rebounds and 1.1 assists in 7.6 minutes in 2015-16

// Scored six or more points in eight contests, including against Big Ten opponents Rutgers (1/31) and Purdue (2/9), and against Maryland (3/12) in the Big Ten Tournament semifinals

// Grabbed four or more rebounds in four contests, including a season-high six against Illinois (1/7) in 2015-16

// Shot .400 from 3-point range, making a 3-pointer in 12 contests and was tied for fourth on the team with 13 steals last season

GAME-BY-GAME

Opponent	Date	gs	min	Total		3-Pointers		Free throws		Rebounds				pf	a	t/o	blk	stl	pts	avg
				fg-fga	pct	3fg-fga	pct	ft-fa	pct	off	def	tot	avg							
vs Arizona	11/11/16	13	1-3	.333	1-3	.333	0-0	.000	0	2	2	2.0	2	3	0	0	0	3	3.0	
vs KENTUCKY	11/15/16	18	1-5	.200	1-4	.250	1-2	.500	0	2	2	2.0	1	0	1	0	0	4	3.5	
MVSU	11/18/16	13	1-2	.500	1-2	.500	0-0	.000	0	2	2	2.0	1	1	1	0	0	3	3.3	
FLORIDA GULF COAST	11/20/16	5	1-1	1.000	1-1	1.000	0-0	.000	0	0	0	1.5	1	0	2	0	0	3	3.3	
vs St. John's	11/23/16	9	0-2	.000	0-2	.000	4-5	.800	0	3	3	1.8	0	1	0	0	0	4	3.4	
vs Baylor	11/24/16	11	0-2	.000	0-2	.000	0-0	.000	0	1	1	1.7	0	0	0	0	0	2.8		
vs Wichita State	11/25/16	12	3-5	.600	1-3	.333	0-1	.000	0	3	3	1.9	2	2	1	1	1	7	3.4	
at Duke	11/29/16	5	0-0	.000	0-0	.000	0-0	.000	0	2	2	1.9	2	1	0	0	0	3.0		
ORAL ROBERTS	12/3/16	13	2-7	.286	2-6	.333	2-2	1.000	3	1	4	2.1	3	1	2	0	0	8	3.6	
YOUNGSTOWN STATE	12/6/16	11	1-3	.333	1-1	1.000	0-0	.000	0	1	1	2.0	1	3	1	0	0	3	3.5	
TENNESSEE TECH	12/10/16	20	2-4	.500	2-4	.500	1-2	.500	0	2	2	2.0	1	0	0	0	2	7	3.8	
NORTHEASTERN	12/18/16	5	1-1	1.000	0-0	.000	0-0	.000	0	1	1	1.9	2	0	1	0	0	2	3.7	
OAKLAND	12/21/16	25	2-3	.667	2-3	.667	2-2	1.000	1	3	4	2.1	2	1	1	1	1	8	4.0	
at Minnesota	12/27/16	36	7-13	.538	3-7	.429	3-4	.750	1	5	6	2.4	4	1	1	2	0	20	5.1	
NORTHWESTERN	12/30/16	29	4-10	.400	1-4	.250	7-10	.700	1	7	8	2.7	1	0	2	1	2	16	5.9	
RUTGERS	1/4/17	15	2-5	.400	1-2	.500	0-0	.000	0	1	1	2.6	1	0	1	1	2	5	5.8	
Totals		0	240	28-66	.424	17-44	.386	20-28	.714	6	36	42	2.6	24	14	14	5	8	93	5.8

// Minutes

Season: 36, at Minnesota, 12/27
Career: 36, at Minnesota, 12/27/16
Big Ten: 36, at Minnesota, 12/27/16

// Points

Season: 20, at Minnesota, 12/27
Career: 20, at Minnesota, 12/27/16
Big Ten: 20, at Minnesota, 12/27/16

// Rebounds

Season: 8, vs. Northwestern, 12/30
Career: 8, vs. Northwestern, 12/30/16
Big Ten: 8, vs. Northwestern, 12/30/16

// Assists

Season: 3 (2x), Last vs. Youngstown State, 12/6
Career: 5 at Rutgers, 3/2/16
Big Ten: 5 at Rutgers, 3/2/16

// Field Goals

Season: 7, at Minnesota, 12/27
Career: 7, at Minnesota, 12/27/16
Big Ten: 7, at Minnesota, 12/27/16

// Field Goal Attempts

Season: 13, at Minnesota, 12/27
Career: 13, at Minnesota, 12/27/16
Big Ten: 13, at Minnesota, 12/27/16

// 3-Point Field Goals

Season: 3, at Minnesota, 12/27
Career: 3, at Minnesota, 12/27/16
Big Ten: 3, at Minnesota, 12/27/16

// 3-Point FG Attempts

Season: 7, at Minnesota, 12/27
Career: 7, at Minnesota, 12/27/16
Big Ten: 7, at Minnesota, 12/27/16

// Free Throws

Season: 7, vs. Northwestern, 12/30
Career: 7, vs. Northwestern, 12/30/16
Big Ten: 7, vs. Northwestern, 12/30/16

// Free Throw Attempts

Season: 10, vs. Northwestern, 12/30
Career: 10, vs. Northwestern, 12/30/16
Big Ten: 10, vs. Northwestern, 12/30/16

// Steals

Season: 2 (3x), Last vs. Rutgers, 1/4
Career: 2 (10x), Last vs. Rutgers, 1/4/17
Big Ten: 2 (5x), Last vs. Rutgers, 1/4/17

// Blocks

Season: 2, at Minnesota, 12/27
Career: 2 (2x), Last at Minnesota, 12/27/16
Big Ten: 2, at Minnesota, 12/27/16

Miscellaneous Stats (MSU's Record)

	Season	Career
Double-Figure Scoring	2 (2-0)	4 (3-1)
Double-Figure Rebounding	0 (0-0)	0 (0-0)
Double-Figure Assists	0 (0-0)	0 (0-0)
Double-Doubles	0 (0-0)	0 (0-0)
Led MSU in Scoring	1 (1-0)	1 (1-0)
Led MSU in Rebounding	0 (0-0)	0 (0-0)
Led MSU in Assists	0 (0-0)	0 (0-0)
20+ Point Games	1 (1-0)	1 (1-0)
30+ Point Games	0 (0-0)	0 (0-0)

Ellis Career Snapshot

Year	GP/GS	Min./Avg	FG-FGA	FG%	3FG-FGA	3FG%	FT-FTA	FT%	OFF-DEF	REB	AVG	PF/D	A	TO	BL	ST	PTS	AVG
13-14	36/1	285/7.9	24-50	.480	6-13	.462	13-22	.591	8-15	23	0.6	42/1	14	22	3	13	67	1.9
14-15	32/1	274/8.6	17-53	.321	6-25	.250	15-33	.455	4-18	22	0.7	32/0	18	18	5	12	55	1.7
15-16	33/0	251/7.6	28-66	.424	14-35	.400	17-24	.708	11-37	48	1.5	27/0	35	14	4	13	87	2.6
16-17	16/0	240/15.0	28-66	.424	17-44	.386	20-28	.714	6-36	42	2.6	24/0	14	14	5	8	93	5.8
TOTAL	117/2	1050/9.0	97-235	.413	43-117	.368	65-107	.607	29-106	135	1.2	125/1	81	68	17	46	302	2.6



CASSIUS WINSTON

Freshman • Guard • 6-0 • 185

Detroit, Mich. • Univ. of Detroit Jesuit



5



Get To Know Cassius

Coach Izzo says Cassius might be the best passer at Michigan State since Magic Johnson // Graduated magna cum laude from UD Jesuit and was accepted at Harvard.

Last Time Out



Points	Rebounds	Assists	Minutes
2	0	8	20

Season Avg.

Points	Rebounds	Assists	Minutes
7.3	1.9	6.1	20.9

// Minutes
Season: 33, vs. Northeastern, 12/18
Big Ten: 26, vs. Northwestern, 12/30

// Points
Season: 21, vs. Northeastern, 12/18
Big Ten: 15, vs. Northwestern, 12/30

// Rebounds
Season: 4 (2x), Last vs. Youngstown State, 12/6
Big Ten: 2 (2x), Last vs. Northwestern, 12/30

// Assists
Season: 11, vs. MVSU, 11/18
Big Ten: 8, vs. Rutgers, 1/4

// Field Goals
Season: 7, vs. Northeastern, 12/18
Big Ten: 6, vs. Northwestern, 12/30

// Field Goal Attempts
Season: 10 (2x), Last vs. Oakland, 12/21
Big Ten: 9, vs. Northwestern, 12/30

// 3-Point Field Goals
Season: 2 (3x), Last vs. Northwestern, 12/30
Big Ten: 2, vs. Northwestern, 12/30

// 3-Point FG Attempts
Season: 3 (5x), Last vs. Northwestern, 12/30
Big Ten: 3, vs. Northwestern, 12/30

// Free Throws
Season: 5 (2x), Last vs. Northeastern, 12/18
Big Ten: 1, vs. Northwestern, 12/30

// Free Throw Attempts
Season: 9, vs. Northeastern, 12/18
Big Ten: 2, vs. Northwestern, 12/30

// Steals
Season: 3, vs. MVSU, 11/18
Big Ten: 2, at Minnesota, 12/27

// Blocks
Season: 1 (3x), vs. Northwestern, 12/30
Big Ten: 1, vs. Northwestern, 12/30

- // Leads the Big Ten with 6.1 assists per game and his 2.6 assist-to-turnover ratio ranks sixth
- // Finished December with 57 assists (8.1 apg) and just 16 turnovers for the month
- // Started his first career game vs. Oakland (12/21), registering nine points, eight assists and three rebounds
- // Scored a season-high 21 points vs. Northeastern (12/18) and picked up his first career double-double, adding 10 assists
- // Racked up 11 of MSU's 33 assists vs. MVSU (11/18), which was the fourth most assists as a team in a single game in school history
- // 2016 Hal Schram Michigan Mr. Basketball Award winner
- // 2016 Max Preps First-Team All-American
- // Averaged 21.9 points, 7.5 assists, five rebounds and two steals as a senior
- // Led U-D Jesuit to 2016 Michigan Class A State Championship, as the Cubs posted a 28-0 record and finished the season ranked No. 6 in the USA TODAY Sports Super 25
- // 2016 Gatorade Michigan Boys Basketball Player of the Year and All-USA TODAY Sports Michigan Player of the Year

GAME-BY-GAME

Opponent	Date	gs	min	Total		3-Pointers		Free throws		Rebounds			pf	a	tlo	blk	stl	pts	avg	
				fg	fga	fg%	3fg	3fga	3fg%	ft	fta	ft%								off
vs Arizona	11/11/16	10	0-2	.000	0-1	.000	0-0	.000	1	0	1.0	3	3	2	0	0	0	0	0.0	
vs KENTUCKY	11/15/16	22	4-9	.444	1-3	.333	0-0	.000	0	2	2	1.5	3	2	1	0	0	9	4.5	
MVSU	11/18/16	23	1-2	.500	0-0	.000	0-0	.000	0	1	1	1.3	2	11	4	0	3	2	3.7	
FLORIDA GULF COAST	11/20/16	15	2-5	.400	0-2	.000	3-4	.750	1	2	3	1.8	2	5	3	0	0	7	4.5	
vs St. John's	11/23/16	13	2-5	.400	1-1	1.000	0-0	.000	0	0	0	1.4	1	2	2	0	0	5	4.6	
vs Baylor	11/24/16	13	2-5	.400	1-3	.333	0-0	.000	0	1	1	1.3	1	1	3	0	1	5	4.7	
vs Wichita State	11/25/16	19	2-2	1.000	1-1	1.000	2-4	.500	0	2	2	1.4	1	2	2	0	0	7	5.0	
at Duke	11/29/16	21	2-5	.400	0-2	.000	0-0	.000	0	2	2	1.5	1	7	3	0	1	4	4.9	
ORAL ROBERTS	12/3/16	26	4-9	.444	2-3	.667	5-5	1.000	0	4	4	1.8	0	9	1	0	0	15	6.0	
YOUNGSTOWN STATE	12/6/16	25	4-10	.400	0-3	.000	0-0	.000	1	3	4	2.0	1	9	2	1	1	8	6.2	
TENNESSEE TECH	12/10/16	19	1-4	.250	0-1	.000	4-4	1.000	0	2	2	2.0	3	9	2	0	0	6	6.2	
NORTHEASTERN	12/18/16	33	7-8	.875	2-2	1.000	5-9	.556	0	1	1	1.9	2	10	3	0	2	21	7.4	
OAKLAND	12/21/16	* 30	4-10	.400	1-3	.333	0-2	.000	0	3	3	2.0	2	8	3	1	2	9	7.5	
at Minnesota	12/27/16	* 20	1-5	.200	0-1	.000	0-0	.000	0	2	2	2.0	5	6	2	0	2	7	7.1	
NORTHWESTERN	12/30/16	* 26	6-9	.667	2-3	.667	1-2	.500	1	1	2	2.0	2	6	3	1	0	15	7.7	
RUTGERS	1/4/17	* 20	1-4	.250	0-2	.000	0-0	.000	0	0	0	1.9	3	8	2	0	1	2	7.3	
Totals		4	335	43-94	.457	11-31	.355	20-30	.667	4	26	30	1.9	32	98	38	3	13	117	7.3

Miscellaneous Stats (MSU's Record)

	Season
Double-Figure Scoring	2 (1-1)
Double-Figure Rebounding	0 (0-0)
Double-Figure Assists	2 (1-1)
Double-Doubles	1 (0-1)
Led MSU in Scoring	2 (0-2)
Led MSU in Rebounding	0 (0-0)
Led MSU in Assists	9 (6-3)
20+ Point Games	1 (0-1)
30+ Point Games	0 (0-0)

Winston Career Snapshot

Year	GP/GS	Min./Avg	FG-FGA	FG%	3FG-FGA	3FG%	FT-FTA	FT%	OFF-DEF	REB	AVG	PF/D	A	TO	BL	ST	PTS	AVG
16-17	16/4	335/20.9	43-94	.457	11-31	.355	20-30	.667	4-26	30	1.9	32/1	98	38	3	13	117	7.3
TOTAL	16/4	335/20.9	43-94	.457	11-31	.355	20-30	.667	4-26	30	1.9	32/1	98	38	3	13	117	7.3



TUM TUM NAIRN JR.

Junior • Guard • 5-10 • 175

Nassau, Bahamas • Sunrise Christian Academy



11



Get To Know Tum Tum

Moved to the US from the Bahamas at age 13 // Nicknamed "Tum Tum" by his mom after a character in the 1992 movie "3 Ninjas" // Originally ran track but preferred basketball so that he could celebrate with teammates instead of by himself.

Last Time Out

	Points	Rebounds	Assists	Minutes
	2	4	3	20

Season Avg.

	Points	Rebounds	Assists	Minutes
	3.8	3.1	4.1	24.3

// Minutes

Season: 34, vs. Tennessee Tech, 12/10
 Career: 37 vs. Minnesota, 2/26/15
 Big Ten: 37 vs. Minnesota, 2/26/15

// Points

Season: 13 (2x), Last at Minnesota, 12/27
 Career: 13 (3x), Last at Minnesota, 12/27/16
 Big Ten: 13, at Minnesota, 12/27/16

// Rebounds

Season: 6 (2x), Last at Duke 11/29
 Career: 6 (2x), Last at Duke 11/29/16
 Big Ten: 5 (2x), Last vs. Northwestern, 12/30/16

// Assists

Season: 12, vs. Wichita State, 11/25
 Career: 12, vs. Wichita State, 11/25/16
 Big Ten: 8 vs. Minnesota, 2/26/15

// Field Goals

Season: 5 (2x), Last at Minnesota, 12/27
 Career: 5 (4x), Last at Minnesota, 12/27/16
 Big Ten: 5, at Minnesota, 12/27/16

// Field Goal Attempts

Season: 11, at Minnesota, 12/27
 Career: 11, at Minnesota, 12/27/16
 Big Ten: 11, at Minnesota, 12/27/16

// 3-Point Field Goals

Season: 3, vs. St. John's, 11/23
 Career: 3, vs. St. John's, 11/23/16
 Big Ten: 2, at Minnesota, 12/27/16

// 3-Point FG Attempts

Season: 5, at Minnesota, 12/27
 Career: 5, at Minnesota, 12/27/16
 Big Ten: 5, at Minnesota, 12/27/16

// Free Throws

Season: 2, vs. Tennessee Tech, 12/10
 Career: 3 (2x), Last vs. Oakland, 12/22/15
 Big Ten: 3 vs. Minnesota, 2/26/15

// Free Throw Attempts

Season: 3, vs. Tennessee Tech, 12/10
 Career: 7 vs. Oakland, 12/22/15
 Big Ten: 4 (2x), Last vs. Minnesota, 2/26/15

// Steals

Season: 2, vs. Youngstown State, 12/6
 Career: 2 (6x), Last vs. Youngstown State, 12/6/16
 Big Ten: 1 (4x), Last vs. Rutgers, 1/4/17

// Blocks

Season: 1 (2x), Last vs. Oral Roberts 12/3
 Career: 1 (4x), Last vs. Oral Roberts 12/3/16
 Big Ten: 3 vs. Illinois, 1/7/16

Miscellaneous Stats (MSU's Record)

	Season	Career
Double-Figure Scoring	2 (2-0)	4 (4-0)
Double-Figure Rebounding	0 (0-0)	0 (0-0)
Double-Figure Assists	1 (1-0)	1 (1-0)
Double-Doubles	0 (0-0)	0 (0-0)
Led MSU in Scoring	0 (0-0)	0 (0-0)
Led MSU in Rebounding	1 (0-1)	1 (0-1)
Led MSU in Assists	4 (3-1)	13 (10-3)
20+ Point Games	0 (0-0)	0 (0-0)
30+ Point Games	0 (0-0)	0 (0-0)

- // Second in the Big Ten with a 3.4 assist-to-turnover ratio
- // Matched his career high with 13 points at Minnesota (12/27) in the Big Ten opener, hitting two 3-pointers, including one in overtime, for a career best against a conference opponent
- // Recorded a career-high six rebounds vs. Baylor (11/24) and at Duke (11/29)
- // Set or tied a career high in a different stat in each game during the Battle 4 Atlantis (Points – 13, vs. St. John's, Rebounds – 6, vs. Baylor, Assists – 12, vs. Wichita State)
- // Averaged 2.8 points, 3.3 assists and 1.1 rebounds in 28 games in 2015-16
- // Started the first 18 games of the season, before plantar fasciitis in his right foot forced him to miss the next seven games
- // Averaged 24.1 minutes in the first 18 games, but just 8.9 over the final 10 following his return from injury
- // Seventh in the nation and first in the Big Ten in assist-to-turnover ratio (3.54) last season and tied for 13th in the Big Ten in assists in 2015-16

GAME-BY-GAME

Opponent	Date	gs	min	Total		3-Pointers		Free throws		Rebounds				pf	a	t/o	blk	stl	pts	avg	
				fg-fga	pct	3fg-fga	pct	ft-fa	pct	off	def	tot	avg								
vs Arizona	11/11/16	*	30	2-3	.667	1-2	.500	0-1	.000	0	3	3	3	0	1	1	0	1	5	5.0	
vs KENTUCKY	11/15/16	*	21	1-4	.250	0-0	.000	0-0	.000	0	2	2	2.5	1	1	1	0	0	2	3.5	
MVSU	11/18/16	*	22	0-2	.000	0-2	.000	0-0	.000	0	3	3	2.7	2	7	1	0	0	0	2.3	
FLORIDA GULF COAST	11/20/16	*	27	1-1	1.000	0-0	.000	0-0	.000	0	1	1	2.3	0	7	0	1	0	2	2.3	
vs St. John's	11/23/16	*	27	5-7	.714	3-4	.750	0-0	.000	0	1	1	2.0	2	4	2	0	1	13	4.4	
vs Baylor	11/24/16	*	31	2-3	.667	1-1	1.000	0-2	.000	0	6	6	2.7	0	3	1	0	1	5	4.5	
vs Wichita State	11/25/16	*	30	0-2	.000	0-1	.000	0-0	.000	1	4	5	3.0	3	12	2	0	0	0	3.9	
at Duke	11/29/16	*	21	2-4	.500	0-0	.000	0-0	.000	1	5	6	3.4	0	3	2	0	0	4	3.9	
ORAL ROBERTS	12/3/16	*	17	2-3	.667	0-1	.000	0-0	.000	0	1	1	3.1	2	2	1	1	0	4	3.9	
YOUNGSTOWN STATE	12/6/16	*	24	2-4	.500	0-1	.000	0-0	.000	0	3	3	3.1	3	7	0	0	2	4	3.9	
TENNESSEE TECH	12/10/16	*	34	1-5	.200	0-1	.000	2-3	.667	0	3	3	3.1	2	5	0	0	0	4	3.9	
NORTHEASTERN	12/18/16	*	21	0-2	.000	0-0	.000	0-0	.000	0	1	1	2.9	3	1	2	0	1	0	3.6	
OAKLAND	12/21/16		11	0-0	.000	0-0	.000	0-2	.000	0	1	1	2.8	0	1	2	0	1	0	3.3	
at Minnesota	12/27/16		29	5-11	.455	2-5	.400	1-2	.500	0	4	4	2.9	3	3	0	0	0	13	4.0	
NORTHWESTERN	12/30/16		23	1-3	.333	1-2	.500	0-0	.000	0	5	5	3.0	1	2	0	0	0	3	3.9	
RUTGERS	1/4/17		20	1-1	1.000	0-0	.000	0-2	.000	0	4	4	3.1	1	3	1	0	1	2	3.8	
Totals			12	388	25-55	.455	8-20	.400	3-12	.250	2	47	49	3.1	26	65	19	2	8	61	3.8

Nairn Career Snapshot

Year	GP/GS	Min./Avg	FG-FGA	FG%	3FG-FGA	3FG%	FT-FTA	FT%	OFF-DEF	REB	AVG	PF/D	A	TO	BL	ST	PTS	AVG
14-15	39/17	758/19.4	28-88	.318	3-10	.300	26-48	.542	6-56	62	1.6	83/4	94	36	1	11	85	2.2
15-16	28/18	523/18.7	33-87	.379	3-16	.188	10-23	.435	3-28	31	1.1	41/0	92	26	1	8	79	2.8
16-17	16/12	388/24.3	25-55	.455	8-20	.400	3-12	.250	2-47	49	3.1	26/0	65	19	2	8	61	3.8
TOTAL	83/47	1669/20.1	86-230	.374	14-46	.304	39-83	.470	11-131	142	1.7	150/4	251	81	4	27	225	2.7



BEN CARTER

Graduate • Forward • 6-9 • 225
Las Vegas, Nev. • Bishop Gorman

Get To Know Ben

Born in Israel and has dual citizenship



13



Last Time Out



Points	Rebounds	Assists	Minutes
--	--	--	--

Season Avg.

*2015-16 Stats with UNLV

Points	Rebounds	Assists	Minutes
8.6	6.0	1.6	24.0

- // Suffered a knee injury the first weekend of practice of the 2016-17 season
- // Averaged 8.6 points and 6.0 rebounds in 22 games, starting in seven for UNLV last season
- // Suffered a season-ending knee injury on Jan. 30 against San Diego State
- // Scored in double figures in 10 games, while recording double figure rebounds in three games and two double-doubles
- // Twice scored a career-high 16 points, against both Indiana (11/25) and Colorado State (1/6)
- // Also grabbed a career-best 12 rebounds against Colorado State to notch his first career double-double, while hitting 8-of-10 field goals
- // Shot .556 from the field and .754 from the foul line and ranked third on the team with 30 blocks and fifth with 21 steals.

// Minutes

Season:
Career: 33, twice, last vs. Boise State (1/27/16)
Big Ten:

// Points

Season:
Career: 16, twice, last at Colorado State (1/6/16)
Big Ten:

// Rebounds

Season:
Career: 12, at Colorado State (1/6/16)
Big Ten:

// Assists

Season:
Career: 5, vs. Air Force (1/16/16)
Big Ten:

// Field Goals

Season:
Career: 8, at Colorado State (1/6/16)
Big Ten:

// Field Goal Attempts

Season:
Career: 10 (4x), last at Colorado State (1/6/16)
Big Ten:

// 3-Point Field Goals

Season:
Career:
Big Ten:

// 3-Point FG Attempts

Season:
Career: 1 (3x), last vs. New Mexico (1/12/16)
Big Ten:

// Free Throws

Season:
Career: 10, vs. Fresno State (12/30/16)
Big Ten:

// Free Throw Attempts

Season:
Career: 12, vs. Fresno State (12/30/16)
Big Ten:

// Steals

Season:
Career: 3 (2x), last vs. UCLA (11/23/16)
Big Ten:

// Blocks

Season:
Career: 4, vs. Oregon State (2/28/13)
Big Ten:

Miscellaneous Stats (MSU's Record)

	Season	Career
Double-Figure Scoring	0 (0-0)	13 (0-0)
Double-Figure Rebounding	0 (0-0)	3 (0-0)
Double-Figure Assists	0 (0-0)	0 (0-0)
Double-Doubles	0 (0-0)	2 (0-0)
Led MSU in Scoring	0 (0-0)	0 (0-0)
Led MSU in Rebounding	0 (0-0)	0 (0-0)
Led MSU in Assists	0 (0-0)	0 (0-0)
20+ Point Games	0 (0-0)	0 (0-0)
30+ Point Games	0 (0-0)	0 (0-0)

Carter Career Snapshot

Year	GP/GS	Min./Avg	FG-FGA	FG%	3FG-FGA	3FG%	FT-FTA	FT%	OFF-DEF	REB	AVG	PF/D	A	TO	BL	ST	PTS	AVG
12-13 (at ORE)	37/0	383/10.3	27-70	.386	0-0	.000	35-42	.833	35-50	85	2.3	52/0	20	21	13	20	89	2.4
13-14 (at ORE)	25/5	318/12.7	18-47	.383	0-1	.000	27-35	.771	26-36	62	2.5	58/1	18	16	14	12	63	2.5
15-16 (at UNLV)	22/7	529/24.0	69-124	.556	0-2	.000	52-69	.754	57-75	132	6.0	61/2	35	41	30	21	190	8.6
TOTAL	84/12	1,230/14.6	114-241	.473	0-3	.000	114-146	.781	118-161	279	3.3	171/3	73	78	57	53	342	4.1

ERON HARRIS

R-Senior • Guard • 6-3 • 190

Indianapolis, Ind. • Lawrence North



14



Get To Know Eron

Team-best 10-foot broad jump // Very interested in photography // Attended Lawrence North High School in Indianapolis, the same school that produced former Spartan Chris Hill.

Last Time Out



Points	Rebounds	Assists	Minutes
24	0	4	19

// Minutes

Season: 35, vs. FGCU, 11/20
Career: 39 (3x), Last at Kansas, 2/8/14
Big Ten: 29 at Wisconsin, 1/17/16

// Points

Season: 31, vs. FGCU, 11/20
Career: 33 vs. Duquesne, 11/17/13
Big Ten: 24, vs. Rutgers, 1/4/17

// Rebounds

Season: 7 (2x), Last vs. Youngstown State, 12/6
Career: 7 (3x), Last vs. St. John's, 11/23/16
Big Ten: 5 (4x), Last vs. Purdue, 3/13/16

// Assists

Season: 4 (3x), Last vs. vs. Rutgers, 1/4
Career: 7 vs. Ohio State, 3/5/16
Big Ten: 7 vs. Ohio State, 3/5/16

// Field Goals

Season: 10, vs. FGCU, 11/20
Career: 12 vs. Duquesne, 11/17/13
Big Ten: 7 (2x), Last vs. Rutgers, 1/4/17

// Field Goal Attempts

Season: 15, vs. FGCU, 11/20
Career: 19 vs. Duquesne, 11/17/13
Big Ten: 15 at Iowa, 12/29/15

// 3-Point Field Goals

Season: 6, vs. FGCU, 11/20
Career: 7 vs. Wisconsin, 11/27/13
Big Ten: 5, vs. Rutgers, 1/4/17

// 3-Point FG Attempts

Season: 11, vs. Tennessee Tech, 12/10
Career: 11 (2x), Last vs. Tennessee Tech, 12/10/16
Big Ten: 8, vs. Rutgers, 1/4/17

// Free Throws

Season: 6 (2x), Last vs. Oakland, 12/21
Career: 11 vs. Oakland, 12/22/15
Big Ten: 6 at Iowa, 12/29/15

// Free Throw Attempts

Season: 10, vs. FGCU, 11/20
Career: 15 vs. Oakland, 12/22/15
Big Ten: 7 at Iowa, 12/29/15

// Steals

Season: 3, vs. Oakland, 12/21
Career: 3 (2x), Last vs. Oakland, 12/21/16
Big Ten: 1 (3x), Last at Ohio State, 2/23/16

// Blocks

Season: 2 (2x), Last vs. Tennessee Tech, 12/10
Career: 2 (3x), Last vs. Tennessee Tech, 12/10/16
Big Ten: 1 vs. Maryland, 3/12/16

Miscellaneous Stats (MSU's Record)

	Season	Career
Double-Figure Scoring	11 (9-2)	72 (21-5)
Double-Figure Rebounding	0 (0-0)	0 (0-0)
Double-Figure Assists	0 (0-0)	0 (0-0)
Double-Doubles	0 (0-0)	0 (0-0)
Led MSU in Scoring	4 (3-1)	5 (3-2)
Led MSU in Rebounding	0 (0-0)	0 (0-0)
Led MSU in Assists	1 (0-1)	2 (1-1)
20+ Point Games	3 (3-0)	18 (4-1)
30+ Point Games	1 (1-0)	3 (1-0)

Season Avg.

Points	Rebounds	Assists	Minutes
12.9	3.4	1.6	23.8

// Has scored in double figures in 11 contests and the Spartans are 9-2 this year when he scores in double figures

// Scored 24 points on 5-for-8 shooting from three vs. Rutgers (1/4) and set career highs for points and 3-point field goals in a Big Ten game

// Scored 31 points on 6-for-6 shooting from three - both career highs at MSU - vs. FGCU (11/20)

// Tied his career high with seven rebounds vs. St. John's (11/23) and Youngstown State (12/6)

// Jerry West Shooting Guard of the Year Award watch list.

// Appeared in 35 games, averaging 9.3 points, 2.6 rebounds and 2.1 assists during the 2015-16 season and was fourth on the team in both scoring and assists

// Averaged 17.8 points in the four games Denzel Valentine missed due to injury

// Started 22 of the final 23 games

// Scored in double figures in 15 games, including two games with more than 20 points

// Scored a season-high 27 points in a 99-93 overtime victory against Oakland (12/22), including shooting 7-of-13 from the field, 2-of-3 from 3-point range and 11-of-15 from the foul line

GAME-BY-GAME

Opponent	Date	qs	min	Total		3-Pointers		Free throws		Rebounds		pf	a	t/o	blk	stl	pts	avg			
				fg-fga	pc	3fg-fga	pc	ft-fa	pc	off	def								tot	avg	
vs Arizona	11/11/16	*	20	3-8	.375	1-4	.250	0-1	.000	0	2	2	2.0	3	0	4	0	7	7.0		
vs KENTUCKY	11/15/16	*	13	1-3	.333	0-2	.000	0-0	.000	0	3	3	2.5	1	1	3	0	2	4.5		
MVSU	11/18/16	*	21	6-10	.600	5-8	.625	2-2	1.000	0	2	2	2.3	2	1	1	0	19	9.3		
FLORIDA GULF COAST	11/20/16	*	35	10-15	.667	6-6	1.000	5-10	.500	2	2	4	2.8	2	0	1	0	31	14.8		
vs St. John's	11/23/16	*	31	3-13	.231	2-9	.222	6-6	1.000	1	6	7	3.6	2	2	1	0	14	14.6		
vs Baylor	11/24/16	*	21	1-9	.111	1-5	.200	0-0	.000	0	4	4	3.7	2	4	2	0	1	3	12.7	
vs Wichita State	11/25/16	*	25	5-7	.714	1-3	.333	2-2	1.000	0	4	4	3.7	1	4	1	0	13	12.7		
at Duke	11/29/16	*	31	6-11	.545	2-4	.500	0-0	.000	0	3	3	3.6	1	2	3	0	14	12.9		
ORAL ROBERTS	12/3/16	*	23	5-11	.455	0-2	.000	2-3	.667	1	2	3	3.6	1	1	2	0	1	12	12.8	
YOUNGSTOWN STATE	12/6/16	*	25	6-14	.429	1-7	.143	0-0	.000	2	5	7	3.9	0	1	1	2	1	13	12.8	
TENNESSEE TECH	12/10/16	*	33	6-14	.429	5-11	.455	3-6	.500	1	1	2	3.7	2	2	2	0	20	13.5		
NORTHEASTERN	12/18/16	*	23	4-11	.364	2-6	.333	1-2	.500	0	5	5	3.8	2	1	2	0	11	13.3		
OAKLAND	12/21/16	*	23	4-8	.500	1-3	.333	6-6	1.000	1	2	3	3.8	3	1	1	0	3	15	13.4	
at Minnesota	12/27/16	*	23	2-9	.222	0-1	.000	1-1	1.000	0	3	3	3.7	4	1	2	0	5	12.8		
NORTHWESTERN	12/30/16	*	14	1-4	.250	0-2	.000	2-2	1.000	1	1	2	3.6	0	1	0	0	4	12.2		
RUTGERS	1/4/17	*	19	7-12	.583	5-8	.625	5-5	1.000	0	0	0	3.4	1	4	0	0	24	12.9		
Totals			13	380	70-159	.440	32-81	.395	35-46	.761	9	45	54	3.4	27	26	26	4	9	207	12.9

Harris Career Snapshot

Year	GP/GS	Min./Avg	FG-FGA	FG%	3FG-FGA	3FG%	FT-FTA	FT%	OFF-DEF	REB	AVG	PF/D	A	TO	BL	ST	PTS	AVG
12-13 (at WVU)	31/17	683/22.0	95-227	.419	44-125	.352	71-92	.772	15-55	70	2.3	48/1	30	46	3	24	305	9.8
13-14 (at WVU)	33/32	1035/31.4	183-418	.438	89-211	.422	113-132	.856	27-87	114	3.5	78/4	52	68	7	24	568	17.2
15-16	35/22	732/20.9	108-249	.434	43-98	.439	67-84	.798	26-66	92	2.6	77/1	73	53	3	9	326	9.3
16-17	16/13	380/23.8	70-159	.440	32-81	.395	35-46	.761	9-45	54	3.4	27/0	26	26	4	9	207	12.9
TOTAL	115/84	2816/24.5	456-1053	.433	208-515	.404	286-354	.808	77-253	330	2.9	230/6	181	193	17	66	1406	12.2



MATT McQUAID

Sophomore • Guard • 6-4 • 200
 Duncanville, Texas • Duncanville



20



Get To Know Matt

Originally committed early to SMU // Sister Andrea played volleyball professionally in Europe // Father Rob grew up in Midland, Michigan, and was a two-year letter winner at Central Michigan and Midwestern State.

Last Time Out



Points	Rebounds	Assists	Minutes
12	0	2	19

// Minutes

Season: 33 (2x), Last vs. St. John's, 11/23
 Career: 33 (2x), Last vs. St. John's, 11/23/16
 Big Ten: 30 at Minnesota, 1/2/16

// Points

Season: 15, vs. MVSU, 11/18
 Career: 17 at Northwestern, 1/28/16
 Big Ten: 17 at Northwestern, 1/28/16

// Rebounds

Season: 5, vs. Wichita State, 11/25
 Career: 5, vs. Wichita State, 11/25/16
 Big Ten: 2 (5x), Last vs. Northwestern, 12/30/16

// Assists

Season: 4, vs. FGCU, 11/20
 Career: 5 (2x), Last vs. Illinois, 1/7/16
 Big Ten: 5 vs. Illinois, 1/7/16

// Field Goals

Season: 5, vs. MVSU, 11/18
 Career: 6 at Northwestern, 1/28/16
 Big Ten: 6 at Northwestern, 1/28/16

// Field Goal Attempts

Season: 12, vs. Youngstown State, 12/6
 Career: 12, vs. Youngstown State, 12/6/16
 Big Ten: 10 (2x), Last at Purdue, 2/9/16

// 3-Point Field Goals

Season: 5, vs. MVSU, 11/18
 Career: 5 (2x), Last vs. MVSU, 11/18/16
 Big Ten: 5 at Northwestern, 1/28/16

// 3-Point FG Attempts

Season: 8 (3x), Last vs. Youngstown State, 12/6
 Career: 8 (4x), Last vs. Youngstown State, 12/6/16
 Big Ten: 8 at Northwestern, 1/28/16

// Free Throws

Season: 5, at Duke 11/29
 Career: 5, at Duke 11/29/16
 Big Ten: 4 vs. Rutgers, 1/31/16

// Free Throw Attempts

Season: 6, at Duke 11/29
 Career: 6, at Duke 11/29/16
 Big Ten: 4 vs. Rutgers, 1/31/16

// Steals

Season: 2 (2x), Last at Minnesota, 12/27
 Career: 3 vs. Providence, 11/29/15
 Big Ten: 2 (2x), Last at Minnesota, 12/27/16

// Blocks

Season: 1, vs. MVSU, 11/18
 Career: 2 (2x), Last vs. Boston College, 11/26/15
 Big Ten: 1 (3x), Last vs. Rutgers, 1/31/16

Miscellaneous Stats (MSU's Record)

	Season	Career
Double-Figure Scoring	4 (4-0)	7 (7-0)
Double-Figure Rebounding	0 (0-0)	0 (0-0)
Double-Figure Assists	0 (0-0)	0 (0-0)
Double-Doubles	0 (0-0)	0 (0-0)
Led MSU in Scoring	0 (0-0)	0 (0-0)
Led MSU in Rebounding	0 (0-0)	0 (0-0)
Led MSU in Assists	1 (0-1)	1 (0-1)
20+ Point Games	0 (0-0)	0 (0-0)
30+ Point Games	0 (0-0)	0 (0-0)

Season Avg.

Points	Rebounds	Assists	Minutes
6.5	1.6	1.6	22.9

- // Scored 12 points vs. Rutgers (1/4), marking his first double-figure scoring effort since Dec. 6
- // Tied his career high with five threes vs. MVSU (11/18), scoring 15 points
- // Grabbed a career-high five rebounds against Wichita State (11/25)
- // Played a career-high 33 minutes in the season opener vs. Arizona (11/11), hitting three 3-pointers
- // Averaged 3.5 points, 1.6 assists and 0.8 rebounds in 35 games last season
- // Scored a season-high 17 points at Northwestern (1/28/16), including knocking down five 3-pointers
- // Hit three 3-pointers against No. 4 Kansas (11/17) in the Champions Classic, including two in the final four minutes of the game
- // Ranked fourth on the team in assists and played double-figure minutes in 32 of 35 contests last season.

GAME-BY-GAME

Opponent	Date	gs	min	Total		3-Pointers		Free throws		Rebounds				pf	a	t/o	blk	stl	pts	avg	
				fg	fga	pct	3fg	3fga	pct	ft	fta	pct	off								def
vs Arizona	11/11/16	*	33	3-9	.333	3-8	.375	0-0	.000	0	1	1	1.0	3	2	1	0	1	9	9.0	
vs KENTUCKY	11/15/16	*	23	1-6	.167	1-6	.167	0-0	.000	1	0	1	1.0	4	2	0	0	0	3	6.0	
MVSU	11/18/16	*	23	5-8	.625	5-8	.625	0-0	.000	0	0	0	0.7	3	3	0	1	1	15	9.0	
FLORIDA GULF COAST	11/20/16	*	15	0-3	.000	0-2	.000	0-0	.000	0	3	3	1.3	4	4	1	0	0	0	6.8	
vs St. John's	11/23/16	*	33	1-4	.250	0-3	.000	2-2	1.000	2	1	3	1.6	2	1	0	0	0	4	6.2	
vs Baylor	11/24/16		20	3-6	.500	2-4	.500	0-0	.000	0	1	1	1.5	2	0	0	0	0	8	6.5	
vs Wichita State	11/25/16		24	4-7	.571	3-4	.750	2-2	1.000	2	3	5	2.0	1	0	2	0	13	7.4		
at Duke	11/29/16	*	19	1-4	.250	1-3	.333	5-6	.833	1	0	1	1.9	3	0	1	0	0	8	7.5	
ORAL ROBERTS	12/3/16	*	21	0-2	.000	0-1	.000	2-2	1.000	0	1	1	1.8	2	0	1	0	0	2	6.9	
YOUNGSTOWN STATE	12/6/16	*	26	4-12	.333	3-8	.375	0-0	.000	1	3	4	2.0	0	1	0	0	11	7.3		
TENNESSEE TECH	12/10/16	dnp	-	-	-	-	-	-	-	-	-	-	-	-	-	-	-	-	-	-	
NORTHEASTERN	12/18/16		22	1-6	.167	0-4	.000	2-4	.500	1	0	1	1.9	5	3	2	0	1	4	7.0	
OAKLAND	12/21/16	*	22	1-6	.167	1-5	.200	1-2	.500	0	0	0	1.8	2	2	2	0	2	4	6.8	
at Minnesota	12/27/16	*	24	1-6	.167	0-3	.000	0-0	.000	0	1	1	1.7	1	2	1	0	2	2	6.4	
NORTHWESTERN	12/30/16	*	20	1-3	.333	0-2	.000	1-3	.333	1	1	2	1.7	3	2	1	0	0	3	6.1	
RUTGERS	1/4/17		19	4-6	.667	2-3	.667	2-2	1.000	0	0	0	1.6	2	2	1	0	1	12	6.5	
Totals			11	344	30-88	.341	21-64	.328	17-23	.739	9	15	24	1.6	37	24	13	1	8	98	6.5

McQuaid Career Snapshot

Year	GP/GS	Min/Avg	FG-FGA	FG%	3FG-FGA	3FG%	FT-FTA	FT%	OFF-DEF	REB	AVG	PF/D	A	TO	BL	ST	PTS	AVG
15-16	35/1	553/15.8	44-113	.389	27-66	.409	8-11	.727	10-19	29	0.8	59/0	57	27	10	13	123	3.5
16-17	15/11	344/22.9	30-88	.341	21-64	.328	17-23	.739	9-15	24	1.6	37/1	24	13	1	8	98	6.5
TOTAL	50/12	897/17.9	74-201	.368	48-130	.369	25-34	.735	19-34	53	1.1	96/1	81	40	11	21	221	4.4



MILES BRIDGES

Freshman • Guard/Forward • 6-7 • 230

Flint, Mich. • Huntington Prep



22



Get To Know Miles

Latest "Flint-stone" to play at MSU, joining the likes of Mateen Cleaves, Morris Peterson, Charlie Bell and Antonio Smith - says he wants to show the toughness of Flint on the court // Team-best max vertical of 42 3/4 inches // Izzo calls him a "blue-collar superstar."

// Minutes

Season: 37 (2x), Last vs. FGCU, 11/20
Big Ten: 17, vs. Rutgers, 1/4

// Points

Season: 24, vs. MVSU, 11/18
Big Ten: 6, vs. Rutgers, 1/4

// Rebounds

Season: 15, vs. St. John's, 11/23
Big Ten: 6, vs. Rutgers, 1/4

// Assists

Season: 6, vs. MVSU, 11/18
Big Ten: 2, vs. Rutgers, 1/4

// Field Goals

Season: 11, vs. MVSU, 11/18
Big Ten: 3, vs. Rutgers, 1/4

// Field Goal Attempts

Season: 19, vs. Arizona 11/11
Big Ten: 5, vs. Rutgers, 1/4

// 3-Point Field Goals

Season: 4, vs. Wichita State, 11/25
Big Ten:

// 3-Point FG Attempts

Season: 8, vs. Wichita State, 11/25
Big Ten: 1, vs. Rutgers, 1/4

// Free Throws

Season: 5, vs. Wichita State, 11/25
Big Ten:

// Free Throw Attempts

Season: 7, vs. Wichita State, 11/25
Big Ten:

// Steals

Season: 2, vs. FGCU, 11/20
Big Ten:

// Blocks

Season: 3 (3x), Last vs. Baylor, 11/24
Big Ten: 2, vs. Rutgers, 1/4

Miscellaneous Stats (MSU's Record)

	Season
Double-Figure Scoring	7 (4-3)
Double-Figure Rebounding	3 (2-1)
Double-Figure Assists	0 (0-0)
Double-Doubles	2 (2-0)
Led MSU in Scoring	5 (3-2)
Led MSU in Rebounding	6 (4-2)
Led MSU in Assists	0 (0-0)
20+ Point Games	4 (3-1)
30+ Point Games	0 (0-0)

Last Time Out



Points	Rebounds	Assists	Minutes
6	6	2	17

Season Avg.

Points	Rebounds	Assists	Minutes
15.4	8.4	2.0	30.8

// Returned to action vs. Rutgers (1/4) after sitting out the previous seven games with a sprained left ankle and had six points, six rebounds, two assists and two blocks in 17 minutes. His alley-oop dunk was No. 2 on the SportsCenter Top 10.

// Two-time Big Ten Freshman of the Week (11/14 and 11/28)

// Has four 20-plus point games and has scored in double figures in seven of nine contests

// Registered a double-double in the first half vs. St. John's (11/23), scoring 14 points and grabbing 12 rebounds and finished with 22 points and season-high 15 rebounds

// Scored 21 of his game-high 24 points in the first half vs. MVSU (11/18), en route to registering his first career double-double (11 rebounds), and adding six assists

// Had his first career double-digit rebounding effort with a game-high 12 boards vs. Kentucky (11/15), adding three blocks

// His 21 points vs. Arizona were the second most ever by a freshman in his MSU debut, trailing only Jay Vincent's 25 in 1977. His seven boards were tied for the seventh most by a freshman in his first game, joining Branden Dawson (2011), Adreian Payne (2010) and Charlie Bell (1997).

// Named to the Naismith Trophy Men's College Player of the Year and Karl Malone Power Forward of the Year Preseason Watch List in addition to being named to the Wooden Award Preseason Top 50

// Preseason First Team All-American as selected by The Sporting News

// 2016 McDonald's All-American and 2016 Jordan Brand Classic All-American

GAME-BY-GAME

Opponent	Date	qs	min	Total		3-Pointers		Free throws		Rebounds				pf	a	t/o	blk	stl	pts	avg
				fg-fga	pct	3fg-fga	pct	ft-fa	pct	off	def	tot	avg							
vs Arizona	11/11/16	*	37	9-19	.474	1-6	.167	2-2	1.000	3	4	7	7.0	2	2	4	0	1	21	21.0
vs KENTUCKY	11/15/16	*	33	2-11	.182	1-5	.200	1-3	.333	3	9	12	9.5	3	1	9	3	0	6	13.5
MVSU	11/18/16	*	32	11-14	.786	2-2	1.000	0-2	.000	4	7	11	10.0	0	6	1	0	0	24	17.0
FLORIDA GULF COAST	11/20/16	*	37	4-12	.333	2-5	.400	3-4	.750	0	7	7	9.3	0	3	3	3	2	13	16.0
vs St. John's	11/23/16	*	35	9-18	.500	3-5	.600	1-4	.250	1	14	15	10.4	1	3	2	1	0	22	17.2
vs Baylor	11/24/16	*	29	7-11	.636	1-4	.250	0-0	.000	1	4	5	9.5	3	1	3	3	0	15	16.8
vs Wichita State	11/25/16	*	23	6-11	.545	4-8	.500	5-7	.714	1	3	4	8.7	2	0	2	2	0	21	17.4
at Duke	11/29/16	*	34	4-13	.308	1-4	.250	2-4	.500	2	7	9	8.8	5	0	3	0	1	11	16.6
ORAL ROBERTS	12/3/16	dnp	-	-	-	-	-	-	-	-	-	-	-	-	-	-	-	-	-	-
YOUNGSTOWN STATE	12/6/16	dnp	-	-	-	-	-	-	-	-	-	-	-	-	-	-	-	-	-	-
TENNESSEE TECH	12/10/16	dnp	-	-	-	-	-	-	-	-	-	-	-	-	-	-	-	-	-	-
NORTHEASTERN	12/18/16	dnp	-	-	-	-	-	-	-	-	-	-	-	-	-	-	-	-	-	-
OAKLAND	12/21/16	dnp	-	-	-	-	-	-	-	-	-	-	-	-	-	-	-	-	-	-
at Minnesota	12/27/16	dnp	-	-	-	-	-	-	-	-	-	-	-	-	-	-	-	-	-	-
NORTHWESTERN	12/30/16	dnp	-	-	-	-	-	-	-	-	-	-	-	-	-	-	-	-	-	-
RUTGERS	1/4/17		17	3-5	.600	0-1	.000	0-0	.000	1	5	6	8.4	0	2	2	2	0	6	15.4
Totals		8	277	55-114	.482	15-40	.375	14-26	.538	16	60	76	8.4	16	18	29	14	4	139	15.4

Bridges Career Snapshot

Year	GP/GS	Min./Avg	FG-FGA	FG%	3FG-FGA	3FG%	FT-FTA	FT%	OFF-DEF	REB	AVG	PF/D	A	TO	BL	ST	PTS	AVG
16-17	9/8	277/30.8	55-114	.482	15-40	.375	14-26	.538	16-60	76	8.4	16/1	18	29	14	4	139	15.4
TOTAL	9/8	277/30.8	55-114	.482	15-40	.375	14-26	.538	16-60	76	8.4	16/1	18	29	14	4	139	15.4



KENNY GOINS

R-Sophomore • Forward • 6-6 • 230

Troy, Mich. • Warren Mott



25



Get To Know Kenny

Awarded a scholarship in the summer of 2015 // Grew up a huge MSU fan, tailgating at football games since age 6, and attended the 2014 Rose Bowl where MSU defeated Stanford during his senior year in high school.

Last Time Out



Points	Rebounds	Assists	Minutes
9	6	1	15

// Minutes

Season: 29, vs. Kentucky, 11/15
Career: 29, vs. Kentucky, 11/15/16
Big Ten: 25 vs. Maryland, 1/23/16

// Points

Season: 10, at Duke 11/29
Career: 10, at Duke 11/29/16
Big Ten: 9 (2x), Last vs. Rutgers, 1/4

// Rebounds

Season: 8 (3x), Last vs. Oakland, 12/21
Career: 13 vs. Louisville, 12/2/15
Big Ten: 9 at Purdue, 2/9/16

// Assists

Season: 2 (2x), Last vs. Youngstown State, 12/6
Career: 3 (2x), Last vs. Rutgers, 1/31/16
Big Ten: 3 vs. Rutgers, 1/31/16

// Field Goals

Season: 4 (3x), Last vs. Rutgers, 1/4
Career: 4 (3x), Last vs. Rutgers, 1/4
Big Ten: 4, vs. Rutgers, 1/4/17

// Field Goal Attempts

Season: 6 (2x), Last vs. Northeastern, 12/18
Career: 6 (2x), Last vs. Northeastern, 12/18
Big Ten: 4 (2x), Last vs. Northwestern, 12/30/16

// 3-Point Field Goals

Season:
Career:
Big Ten:

// 3-Point FG Attempts

Season:
Career:
Big Ten:

// Free Throws

Season: 4, vs. Baylor, 11/24
Career: 5 at Purdue, 2/9/16
Big Ten: 5 at Purdue, 2/9/16

// Free Throw Attempts

Season: 4, vs. Baylor, 11/24
Career: 6 at Purdue, 2/9/16
Big Ten: 6 at Purdue, 2/9/16

// Steals

Season: 1 (2x), Last vs. Northeastern, 12/18
Career: 1 (6x), Last vs. Northeastern, 12/18/16
Big Ten: 1 (3x), Last at Michigan, 2/6/16

// Blocks

Season: 3, vs. Oral Roberts 12/3
Career: 3, vs. Oral Roberts 12/3/16
Big Ten: 2, vs. Rutgers, 1/4

Miscellaneous Stats (MSU's Record)

	Season	Career
Double-Figure Scoring	1 (0-1)	1 (0-1)
Double-Figure Rebounding	0 (0-0)	1 (1-0)
Double-Figure Assists	0 (0-0)	0 (0-0)
Double-Doubles	0 (0-0)	0 (0-0)
Led MSU in Scoring	1 (0-1)	1 (0-1)
Led MSU in Rebounding	2 (1-1)	5 (4-1)
Led MSU in Assists	0 (0-0)	0 (0-0)
20+ Point Games	0 (0-0)	0 (0-0)
30+ Point Games	0 (0-0)	0 (0-0)

Season Avg.

Points	Rebounds	Assists	Minutes
3.4	5.1	0.5	19.3

// Solid effort with nine points and six rebounds vs. Rutgers (1/4)

// Matched season high with eight rebounds vs. Oakland (12/21)

// Scored a career-high 10 points at Duke (11/29) and registered five rebounds

// Tallied nine points while grabbing eight rebounds vs. Kentucky (11/15)

// Grabbed a game-high eight rebounds vs. Arizona (11/11), making his first career start

// Appeared in 26 games in 2015-16, averaging 2.0 points and 2.9 rebounds in 10.2 minutes

// Scored a season-high nine points at Purdue (2/9), adding a team-best nine rebounds against the Boilermakers

// Grabbed a career-high and team-best 13 rebounds in a victory over Louisville (12/2)

// Shot a team-best .690 (20-29) from the field in 2015-16

// Suffered a left knee injury against Indiana (2/14) forcing him to miss the next eight games before returning for the NCAA Tournament game against Middle Tennessee (3/18) where he re-injured the same knee

GAME-BY-GAME

Opponent	Date	gs	min	Total		3-Pointers		Free throws		Rebounds				pf	a	t/o	blk	stl	pts	avg	
				fg-fga	pct	3fg-fga	pct	ft-fga	pct	off	def	tot	avg								
vs Arizona	11/11/16	*	26	2-2	1.000	0-0	.000	0-0	.000	3	5	8	8.0	3	0	2	0	0	4	4.0	
vs KENTUCKY	11/15/16	*	29	4-6	.667	0-0	.000	1-2	.500	2	6	8	8.0	1	0	1	1	0	9	6.5	
MVSU	11/18/16	*	17	1-2	.500	0-0	.000	0-0	.000	2	5	7	7.7	1	1	3	1	0	2	5.0	
FLORIDA GULF COAST	11/20/16	*	17	0-1	.000	0-0	.000	0-2	.000	1	1	2	6.3	3	0	1	2	0	3.8		
vs St. John's	11/23/16	*	16	0-0	.000	0-0	.000	0-0	.000	1	2	3	5.6	5	0	2	0	0	3.0		
vs Baylor	11/24/16	*	21	0-1	.000	0-0	.000	4-4	1.000	1	2	3	5.2	0	2	1	1	0	4	3.2	
vs Wichita State	11/25/16	*	15	0-1	.000	0-0	.000	0-1	.000	0	1	1	4.6	2	0	2	0	0	2.7		
at Duke	11/29/16	*	26	4-5	.800	0-0	.000	2-2	1.000	1	4	5	4.6	2	1	0	0	10	3.6		
ORAL ROBERTS	12/3/16	*	23	0-2	.000	0-0	.000	0-0	.000	2	4	6	4.8	4	1	1	3	0	3.2		
YOUNGSTOWN STATE	12/6/16	*	15	1-1	1.000	0-0	.000	0-0	.000	2	4	6	4.9	5	2	2	1	1	2	3.1	
TENNESSEE TECH	12/10/16	*	14	1-1	1.000	0-0	.000	1-2	.500	2	3	5	4.9	5	0	1	1	0	3	3.1	
NORTHEASTERN	12/18/16	*	23	3-6	.500	0-0	.000	0-0	.000	3	2	5	4.9	0	0	0	1	1	6	3.3	
OAKLAND	12/21/16		22	1-3	.333	0-0	.000	1-1	1.000	0	8	8	5.2	4	0	2	2	0	3	3.3	
at Minnesota	12/27/16		7	0-0	.000	0-0	.000	0-0	.000	0	2	2	4.9	5	0	1	1	0	0	3.1	
NORTHWESTERN	12/30/16		22	1-4	.250	0-0	.000	0-0	.000	2	4	6	5.0	1	0	0	0	2	3.0		
RUTGERS	1/4/17		15	4-4	1.000	0-0	.000	1-1	1.000	0	6	6	5.1	3	1	1	2	0	9	3.4	
Totals			12	308	22-39	.564	0-0	.000	10-15	.667	22	59	81	5.1	44	8	20	16	2	54	3.4

Goins Career Snapshot

Year	GP/GS	Min./Avg	FG-FGA	FG%	3FG-FGA	3FG%	FT-FTA	FT%	OFF-DEF	REB	AVG	PF/D	A	TO	BL	ST	PTS	AVG
15-16	26/0	266/10.2	20-29	.690	0-0	.000	12-21	.571	24-51	75	2.9	32/1	20	15	11	4	52	2.0
16-17	16/12	308/19.3	22-39	.564	0-0	.000	10-15	.667	22-59	81	5.1	44/4	8	20	16	2	54	3.4
TOTAL	42/12	574/13.7	42-68	.618	0-0	.000	22-36	.611	46-110	156	3.7	76/5	28	35	27	6	106	2.5



MATT VAN DYK

R-Senior • Forward • 6-5 • 220
Imlay City, Mich. • Imlay City



30



Get To Know Matt

Awarded a scholarship prior to the 2016-17 season // Max vertical jump of 41 1/2 inches and 33-inch standing vertical jump rank second on the team only to Miles Bridges // Family owns a large lettuce farm.

// Minutes
Season: 23, vs. Oakland, 12/21
Career: 23, vs. Oakland, 12/21/16
Big Ten: 14, at Minnesota, 12/27/16

// Points
Season: 7, vs. Rutgers, 1/4
Career: 7, vs. Rutgers, 1/4/17
Big Ten: 7, vs. Rutgers, 1/4/17

// Rebounds
Season: 9, vs. Youngstown State, 12/6
Career: 9, vs. Youngstown State, 12/6
Big Ten: 3 (3x), Last vs. Rutgers, 1/4/17

// Assists
Season: 3, vs. St. John's, 11/23
Career: 3, vs. St. John's, 11/23/16
Big Ten: 1 (3x), Last at Minnesota, 12/27/16

// Field Goals
Season: 2 (2x), Last vs. Rutgers, 1/4
Career: 2 (2x), Last vs. Rutgers, 1/4/17
Big Ten: 2, vs. Rutgers, 1/4/17

// Field Goal Attempts
Season: 2 (8x), Last vs. Rutgers, 1/4
Career: 2 (10x), Last vs. Rutgers, 1/4/17
Big Ten: 2 (3x), Last vs. Rutgers, 1/4/17

// 3-Point Field Goals
Season:
Career:
Big Ten:

// 3-Point FG Attempts
Season:
Career:
Big Ten:

// Free Throws
Season: 3 (2x), Last vs. Rutgers, 1/4
Career: 3 (2x), Last vs. Rutgers, 1/4
Big Ten: 3, vs. Rutgers, 1/4/17

// Free Throw Attempts
Season: 4 (2x), Last vs. Rutgers, 1/4
Career: 4 (2x), Last vs. Rutgers, 1/4/17
Big Ten: 4, vs. Rutgers, 1/4/17

// Steals
Season: 2, at Minnesota, 12/27
Career: 2, at Minnesota, 12/27/16
Big Ten: 2, at Minnesota, 12/27

// Blocks
Season: 2 (3x), Last vs. Oakland, 12/21
Career: 2 (3x), Last vs. Oakland, 12/21/16
Big Ten: 1 (2x), Last vs. Rutgers, 1/4/17

Miscellaneous Stats (MSU's Record)

	Season	Career
Double-Figure Scoring	0 (0-0)	0 (0-0)
Double-Figure Rebounding	0 (0-0)	0 (0-0)
Double-Figure Assists	0 (0-0)	0 (0-0)
Double-Doubles	0 (0-0)	0 (0-0)
Led MSU in Scoring	0 (0-0)	0 (0-0)
Led MSU in Rebounding	1 (1-0)	1 (1-0)
Led MSU in Assists	0 (0-0)	0 (0-0)
20+ Point Games	0 (0-0)	0 (0-0)
30+ Point Games	0 (0-0)	0 (0-0)

Last Time Out



Points	Rebounds	Assists	Minutes
7	3	0	13

Season Avg.

Points	Rebounds	Assists	Minutes
2.1	2.8	0.7	10.4

- // Scored a career-high seven points in 13 minutes vs. Rutgers (1/4)
- // Started his first career game vs. Oakland (12/21), grabbing seven rebounds
- // Has started in four consecutive games and has played double-digit minutes in 10 games this season, including each of the last seven
- // Led the team with a career-high nine rebounds vs. Youngstown State (12/6), more than doubling his previous high of four rebounds vs. St. John's (11/23)
- // Scored five points vs. FGCU (11/20)
- // Appeared in 21 games, averaging 1.1 points and 0.6 rebounds in 2.3 minutes in 2015-16
- // 2015 and 2016 recipient of MSU's Tim Bograkov Walk-On Award
- // His alley-oop dunk off the backboard pass from Alvin Ellis III at Ohio State (2/23) made the SportsCenter Top 10
- // Academic All-Big Ten
- // Transferred to MSU after one season at St. Clair Community College

GAME-BY-GAME

Opponent	Date	gs	min	fg-fga	fg%	3fg-fga	3fg%	ft-fga	ft%	off	def	tot	avg	pf	a	t/o	blk	stl	pts	avg
vs Arizona	11/11/16	1	0-0	.000	0-0	.000	0-0	.000	0	0	0	0.0	0	0	0	0	0	0	0	0.0
vs KENTUCKY	11/15/16	1	0-0	.000	0-0	.000	0-0	.000	0	0	0	0.0	0	0	0	0	0	0	0	0.0
MVSU	11/18/16	5	2-2	1.000	0-0	.000	0-0	.000	1	0	1	0.3	0	0	0	1	0	4	4	1.3
FLORIDA GULF COAST	11/20/16	11	1-1	1.000	0-0	.000	3-4	.750	1	0	1	0.5	0	0	0	0	0	5	2.3	
vs St. John's	11/23/16	12	1-2	.500	0-0	.000	0-2	.000	0	4	4	1.2	1	3	1	0	0	2	2	2.2
vs Baylor	11/24/16	6	1-1	1.000	0-0	.000	0-0	.000	0	0	0	1.0	0	2	0	0	0	2	2	2.2
vs Wichita State	11/25/16	10	0-1	.000	0-0	.000	0-0	.000	2	1	3	1.3	2	0	0	0	2	0	0	1.9
at Duke	11/29/16	0	0-0	.000	0-0	.000	0-0	.000	0	0	0	1.1	0	0	0	0	0	0	0	1.6
ORAL ROBERTS	12/3/16	9	0-2	.000	0-0	.000	0-0	.000	3	0	3	1.3	2	1	0	1	0	0	0	1.4
YOUNGSTOWN STATE	12/6/16	16	1-1	1.000	0-0	.000	0-0	.000	3	6	9	2.1	1	1	2	2	0	2	1.5	
TENNESSEE TECH	12/10/16	18	1-2	.500	0-0	.000	0-2	.000	3	0	3	2.2	1	0	1	1	0	2	1.5	
NORTHEASTERN	12/18/16	16	1-2	.500	0-0	.000	1-1	1.000	2	4	6	2.5	0	1	1	0	1	3	1.7	
OAKLAND	12/21/16	* 23	0-2	.000	0-0	.000	1-2	.500	5	2	7	2.8	4	2	1	2	1	1	1	1.6
at Minnesota	12/27/16	* 14	1-1	1.000	0-0	.000	1-2	.500	0	3	3	2.9	3	1	0	0	2	3	1.7	
NORTHWESTERN	12/30/16	* 12	1-2	.500	0-0	.000	0-0	.000	1	0	1	2.7	1	0	2	0	0	2	1.7	
RUTGERS	1/4/17	* 13	2-2	1.000	0-0	.000	3-4	.750	3	0	3	2.8	2	0	1	1	0	7	2.1	
Totals		4	167	12-21	.571	0-0	.000	9-17	.529	24	20	44	2.8	17	11	9	10	4	33	2.1

Van Dyk Career Snapshot

Year	GP/GS	Min./Avg	FG-FGA	FG%	3FG-FGA	3FG%	FT-FGA	FT%	OFF-DEF	REB	AVG	PF/D	A	TO	BL	ST	PTS	AVG
15-16	21/0	49/2.3	7-14	.500	0-0	.000	9-13	.692	2-11	13	0.6	8/0	4	3	2	3	23	1.1
16-17	16/4	167/10.4	12-21	.571	0-0	.000	9-17	.529	24-20	44	2.8	17/0	11	9	10	4	33	2.1
TOTAL	37/4	216/5.8	19-35	.543	0-0	.000	18-30	.600	26-31	57	1.5	25/0	15	12	12	7	56	1.5



GAVIN SCHILLING

Senior • Forward • 6-9 • 240

Chicago, Ill. • Findlay Prep



34



Get To Know Gavin

Speaks three languages fluently - English, German and French // Prep teammate of Alvin Ellis III as a junior at Chicago De La Salle in 2011-12

Last Time Out



Points	Rebounds	Assists	Minutes
--	--	--	--

Season Avg. *2015-16 Stats

Points	Rebounds	Assists	Minutes
3.8	3.1	0.6	12.5

// Currently out of action with a knee injury

// Appeared in 24 games in 2015-16, starting four, averaging 3.8 points and 3.1 rebounds

// Missed the first 11 games of the season due to a turf-toe injury suffered in exhibition play

// Started four straight games in Big Ten play (1/2-1/14), averaging 8.3 points and 4.3 rebounds while shooting .737 (14-19) from the field

// Scored a season-high 13 points in a start at Penn State (1/10), adding seven rebounds against the Nittany Lions

// Grabbed a season-high eight rebounds at Rutgers (1/31)

// Played a season-high 20 minutes against Wisconsin (2/18), totaling six points and five rebounds

// Minutes

Season: 20 vs. Wisconsin, 2/18/16
 Career: 32 at Notre Dame, 12/3/14
 Big Ten: 26 vs. Northwester, 1/11/15

// Points

Season: 13 at Penn State, 1/10/16
 Career: 14 vs. Santa Clara, 11/24/14
 Big Ten: 13 (2x), Last at Penn State, 1/10/16

// Rebounds

Season: 8 vs. Rutgers, 1/31/16
 Career: 11 vs. Santa Clara, 11/24/14
 Big Ten: 10 vs. Penn State, 1/21/15

// Assists

Season: 4 at Purdue, 2/9/16
 Career: 4 at Purdue, 2/9/16
 Big Ten: 4 at Purdue, 2/9/16

// Field Goals

Season: 4 (2x), Last vs. Ohio State, 3/5/16
 Career: 6 vs. Santa Clara, 11/24/14
 Big Ten: 5 (3x), Last at Penn State, 1/10/16

// Field Goal Attempts

Season: 6 vs. Rutgers, 1/31/16
 Career: 10 vs. Northwestern, 1/11/15
 Big Ten: 10 vs. Northwestern, 1/11/15

// 3-Point Field Goals

Season:
 Career:
 Big Ten:

// 3-Point FG Attempts

Season:
 Career:
 Big Ten:

// Free Throws

Season: 4 vs. Nebraska, 1/20/16
 Career: 4 (3x), Last vs. Nebraska, 1/20/16
 Big Ten: 4 vs. Nebraska, 1/20/16

// Free Throw Attempts

Season: 6 vs. Penn State, 2/28/16
 Career: 6 (3x), Last vs. Penn State, 2/28/16
 Big Ten: 6 vs. Penn State, 2/28/16

// Steals

Season: 3 vs. Wisconsin, 2/18/16
 Career: 3 vs. Wisconsin, 2/18/16
 Big Ten: 3 vs. Wisconsin, 2/18/16

// Blocks

Season: 2 at Purdue, 2/9/16
 Career: 3 vs. Marquette, 11/28/14
 Big Ten: 2 (5x), Last at Purdue, 2/9/16

Miscellaneous Stats (MSU's Record)

	Season	Career
Double-Figure Scoring	0 (0-0)	8 (8-0)
Double-Figure Rebounding	0 (0-0)	2 (2-0)
Double-Figure Assists	0 (0-0)	0 (0-0)
Double-Doubles	0 (0-0)	2 (2-0)
Led MSU in Scoring	0 (0-0)	0 (0-0)
Led MSU in Rebounding	0 (0-0)	4 (3-1)
Led MSU in Assists	0 (0-0)	0 (0-0)
20+ Point Games	0 (0-0)	0 (0-0)
30+ Point Games	0 (0-0)	0 (0-0)

Schilling Career Snapshot

Year	GP/GS	Min./Avg	FG-FGA	FG%	3FG-FGA	3FG%	FT-FTA	FT%	OFF-DEF	REB	AVG	PF/D	A	TO	BL	ST	PTS	AVG
13-14	37/1	238/6.4	21-38	.553	0-0	.000	11-21	.524	28-31	59	1.6	50/1	9	20	8	0	53	1.4
14-15	39/33	659/16.9	82-141	.582	0-0	.000	35-73	.479	66-84	150	3.8	115/4	15	33	25	7	199	5.1
15-16	24/4	301/12.5	33-66	.500	0-0	.000	24-39	.615	25-50	75	3.1	43/1	15	21	8	8	90	3.8
TOTAL	100/38	1198/12.0	136-245	.555	0-0	.000	70-133	.526	119-165	284	2.8	208/6	39	74	41	15	342	3.4



GREG ROY

Junior • Guard • 6-3 • 210
Fort Worth, Texas • North Crowley



40



Get To Know Greg

Grew up loving to skateboard until his feet got too big, so he started playing basketball // Lived in seven different states (MD, SC, GA, CO, WA, TX, MI)

Last Time Out



Points	Rebounds	Assists	Minutes
0	0	0	1

Season Avg.

Points	Rebounds	Assists	Minutes
0.8	0.3	0.0	1.0

// Scored his first career point vs. MVSU (11/18)

// Joined the Spartans following walk-on tryouts in fall 2015

// Appeared in three games last season against Illinois (1/7), Rutgers (1/31) and Indiana (2/14)

// Played in 16 games for Adrian College in 2014-15, averaging 1.6 points and 1.1 rebounds in 7.1 minutes per game

// Averaged 13 points and six rebounds as a prep senior at North Crowley High School

// Minutes

Season: 2, vs. MVSU, 11/18
Career: 2 (2x), Last vs. MVSU, 11/18
Big Ten: 2, vs. Rutgers, 1/31/16

// Points

Season: 2, vs. Youngstown State, 12/6
Career: 2, vs. Youngstown State, 12/6/16
Big Ten:

// Rebounds

Season: 1, vs. MVSU, 11/18
Career: 1, vs. MVSU, 11/18/16
Big Ten:

// Assists

Season:
Career:
Big Ten:

// Field Goals

Season: 1, vs. Youngstown State, 12/6
Career: 1, vs. Youngstown State, 12/6/16
Big Ten:

// Field Goal Attempts

Season: 2, vs. MVSU, 11/18
Career: 2, vs. MVSU, 11/18/16
Big Ten: 1, vs. Rutgers, 1/31/16

// 3-Point Field Goals

Season:
Career:
Big Ten:

// 3-Point FG Attempts

Season: 1, vs. MVSU 11/18
Career: 1 (2x), Last vs. MVSU 11/18/16
Big Ten: 1, vs. Rutgers, 1/31/16

// Free Throws

Season: 1, vs. MVSU 11/18
Career: 1, vs. MVSU 11/18/16
Big Ten:

// Free Throw Attempts

Season: 2, vs. MVSU 11/18
Career: 2, vs. MVSU 11/18/16
Big Ten:

// Steals

Season:
Career:
Big Ten:

// Blocks

Season:
Career:
Big Ten:

Miscellaneous Stats (MSU's Record)

	Season	Career
Double-Figure Scoring	0 (0-0)	0 (0-0)
Double-Figure Rebounding	0 (0-0)	0 (0-0)
Double-Figure Assists	0 (0-0)	0 (0-0)
Double-Doubles	0 (0-0)	0 (0-0)
Led MSU in Scoring	0 (0-0)	0 (0-0)
Led MSU in Rebounding	0 (0-0)	0 (0-0)
Led MSU in Assists	0 (0-0)	0 (0-0)
20+ Point Games	0 (0-0)	0 (0-0)
30+ Point Games	0 (0-0)	0 (0-0)

GAME-BY-GAME

Opponent	Date	gs	min	Total		3-Pointers		Free throws		Rebounds				pf	a	t/o	blk	stl	pts	avg
				fg-fga	pct	3fg-fga	pct	ft-fa	pct	off	def	tot	avg							
vs Arizona	11/11/16	dnp	-	-	-	-	-	-	-	-	-	-	-	-	-	-	-	-	-	-
vs KENTUCKY	11/15/16	dnp	-	-	-	-	-	-	-	-	-	-	-	-	-	-	-	-	-	-
MVSU	11/18/16	2	0-2	.000	0-1	.000	1-2	.500	1	0	1	1.0	1	0	0	0	0	1	1.0	
FLORIDA GULF COAST	11/20/16	dnp	-	-	-	-	-	-	-	-	-	-	-	-	-	-	-	-	-	
vs St. John's	11/23/16	dnp	-	-	-	-	-	-	-	-	-	-	-	-	-	-	-	-	-	
vs Baylor	11/24/16	dnp	-	-	-	-	-	-	-	-	-	-	-	-	-	-	-	-	-	
vs Wichita State	11/25/16	dnp	-	-	-	-	-	-	-	-	-	-	-	-	-	-	-	-	-	
at Duke	11/29/16	dnp	-	-	-	-	-	-	-	-	-	-	-	-	-	-	-	-	-	
ORAL ROBERTS	12/3/16	dnp	-	-	-	-	-	-	-	-	-	-	-	-	-	-	-	-	-	
YOUNGSTOWN STATE	12/6/16	1	1-1	1.000	0-0	.000	0-0	.000	0	0	0	0.5	0	0	0	0	0	2	1.5	
TENNESSEE TECH	12/10/16	dnp	-	-	-	-	-	-	-	-	-	-	-	-	-	-	-	-	-	
NORTHEASTERN	12/18/16	0	0-0	.000	0-0	.000	0-0	.000	0	0	0	0.3	0	0	0	0	0	0	1.0	
OAKLAND	12/21/16	dnp	-	-	-	-	-	-	-	-	-	-	-	-	-	-	-	-	-	
at Minnesota	12/27/16	dnp	-	-	-	-	-	-	-	-	-	-	-	-	-	-	-	-	-	
NORTHWESTERN	12/30/16	dnp	-	-	-	-	-	-	-	-	-	-	-	-	-	-	-	-	-	
RUTGERS	1/4/17	1	0-0	.000	0-0	.000	0-0	.000	0	0	0	0.3	0	0	0	0	0	0	0.8	
Totals		0	4	1-3	.333	0-1	.000	1-2	.500	1	0	1	0.3	1	0	0	0	3	0.8	

Roy Career Snapshot

Year	GP/GS	Min./Avg	FG-FGA	FG%	3FG-FGA	3FG%	FT-FTA	FT%	OFF-DEF	REB	AVG	PF/D	A	TO	BL	ST	PTS	AVG
15-16	3/0	3/1.0	0-1	.000	0-1	.000	0-0	.000	0-0	0	0.0	0/0	0	1	0	0	0	0.0
16-17	4/0	4/1.0	1-3	.333	0-1	.000	1-2	.500	1-0	1	0.3	1/0	0	0	0	0	3	0.8
TOTAL	7/0	7/1.0	1-4	.250	0-2	.000	1-2	.500	1-0	1	0.1/1	0	0	1	0	0	3	0.4



CONNER GEORGE

R-Freshman • Guard • 6-3 • 200
Okemos, Mich. • Okemos



41



Get To Know Conner

Mother Kathy is head coach of the Michigan State volleyball team, which is currently ranked in the Top 15 in the nation.

Last Time Out



Points	Rebounds	Assists	Minutes
0	0	1	2

// Minutes

Season: 2 (2x), Last vs. Rutgers, 1/4
Big Ten: 2, vs. Rutgers, 1/4

// Points

Season:
Big Ten:

// Rebounds

Season: 2, vs. MVSU 11/18
Big Ten:

// Assists

Season: 1, vs. Rutgers, 1/4
Big Ten: 1, vs. Rutgers, 1/4

// Field Goals

Season:
Big Ten:

// Field Goal Attempts

Season:
Big Ten:

// 3-Point Field Goals

Season:
Big Ten:

// 3-Point FG Attempts

Season:
Big Ten:

// Free Throws

Season:
Big Ten:

// Free Throw Attempts

Season:
Big Ten:

// Steals

Season:
Big Ten:

// Blocks

Season:
Big Ten:

Miscellaneous Stats (MSU's Record)

	Season
Double-Figure Scoring	0 (0-0)
Double-Figure Rebounding	0 (0-0)
Double-Figure Assists	0 (0-0)
Double-Doubles	0 (0-0)
Led MSU in Scoring	0 (0-0)
Led MSU in Rebounding	0 (0-0)
Led MSU in Assists	0 (0-0)
20+ Point Games	0 (0-0)
30+ Point Games	0 (0-0)

Season Avg.

Points	Rebounds	Assists	Minutes
0.0	0.8	0.3	1.3

// Saw his first action in the Green and White and grabbed two rebounds vs. MVSU (11/18)

// Joined the Spartans as a walk-on for the 2015-16 season

// 2015 Lansing State Journal Dream Team honoree

// Averaged 23 points and 10.6 rebounds as a senior, shooting 48 percent from the field and 83 percent from the foul line

// 2015 Class A All-State honoree as selected by the Basketball Coaches Association of Michigan

GAME-BY-GAME

Opponent	Date	gs	min	Total		3-Pointers		Free throws		Rebounds				pf	a	t/o	blk	stl	pts	avg
				fg-fga	pct	3fg-fga	pct	ft-fa	pct	off	def	tot	avg							
vs Arizona	11/11/16		dnp	-	-	-	-	-	-	-	-	-	-	-	-	-	-	-	-	-
vs KENTUCKY	11/15/16		dnp	-	-	-	-	-	-	-	-	-	-	-	-	-	-	-	-	-
MVSU	11/18/16	2		0-0	.000	0-0	.000	0-0	.000	0	2	2	2.0	0	0	0	0	0	0	0.0
FLORIDA GULF COAST	11/20/16		dnp	-	-	-	-	-	-	-	-	-	-	-	-	-	-	-	-	-
vs St. John's	11/23/16		dnp	-	-	-	-	-	-	-	-	-	-	-	-	-	-	-	-	-
vs Baylor	11/24/16		dnp	-	-	-	-	-	-	-	-	-	-	-	-	-	-	-	-	-
vs Wichita State	11/25/16		dnp	-	-	-	-	-	-	-	-	-	-	-	-	-	-	-	-	-
at Duke	11/29/16		dnp	-	-	-	-	-	-	-	-	-	-	-	-	-	-	-	-	-
ORAL ROBERTS	12/3/16		dnp	-	-	-	-	-	-	-	-	-	-	-	-	-	-	-	-	-
YOUNGSTOWN STATE	12/6/16	1		0-0	.000	0-0	.000	0-0	.000	0	1	1	1.5	0	0	0	0	0	0	0.0
TENNESSEE TECH	12/10/16		dnp	-	-	-	-	-	-	-	-	-	-	-	-	-	-	-	-	-
NORTHEASTERN	12/18/16	0		0-0	.000	0-0	.000	0-0	.000	0	0	0	1.0	0	0	0	0	0	0	0.0
OAKLAND	12/21/16		dnp	-	-	-	-	-	-	-	-	-	-	-	-	-	-	-	-	-
at Minnesota	12/27/16		dnp	-	-	-	-	-	-	-	-	-	-	-	-	-	-	-	-	-
NORTHWESTERN	12/30/16		dnp	-	-	-	-	-	-	-	-	-	-	-	-	-	-	-	-	-
RUTGERS	1/4/17	2		0-0	.000	0-0	.000	0-0	.000	0	0	0	0.8	0	1	1	0	0	0	0.0
Totals		0	5	0-0	.000	0-0	.000	0-0	.000	0	3	3	0.8	0	1	1	0	0	0	0.0

George Career Snapshot

Year	GP/GS	Min./Avg	FG-FGA	FG%	3FG-FGA	3FG%	FT-FTA	FT%	OFF-DEF	REB	AVG	PF/D	A	TO	BL	ST	PTS	AVG
16-17	4/0	5/1.3	0-0	.000	0-0	.000	0-0	.000	0-3	3	0.8	0/0	1	1	0	0	0	0.0
TOTAL	4/0	5/1.3	0-0	.000	0-0	.000	0-0	.000	0-3	3	0.8	0/0	1	1	0	0	0	0.0



NICK WARD

Freshman • Forward • 6-8 • 250

Gahanna, Ohio • Lincoln



44



Get To Know Nick

Team-best wing span of 7' 3" // Has lost more than 25 pounds since arriving on the Michigan State campus in June // Coach Izzo calls him a poor man's Zach Randolph.

Last Time Out

Points	Rebounds	Assists	Minutes
15	6	2	24

Season Avg.

Points	Rebounds	Assists	Minutes
13.7	6.8	0.6	19.0

// Three-time Big Ten Freshman of the Week (12/5, 12/26 and 1/2)

// His 13.7 ppg ranks tied for 14th in the Big Ten and are the most by a freshman in the official conference stats

// His 35 blocked shots are the third most in the Big Ten and are the second most by a freshman at Michigan State, trailing only Deyonta Davis' 64 last season

// Has scored in double figures in each of the last 10 games

// Tallied 20-plus points for the second consecutive game at Minnesota (12/27) and registered his second double-double of the season with 22 points and 10 rebounds in a season-high 33 minutes

// Started his first career game vs. Oakland (12/21), scoring a season-high 25 points on 7-for-12 shooting from the field

// Scored 24 points and recorded his first career double-double vs. Oral Roberts (12/3) and also added a season-best three assists, three blocks and two steals, earning Big Ten Freshman of the Week honors on Dec. 5

// Scored nine points in 14 minutes to go along with four boards in his collegiate debut vs. Arizona (11/11)

// Averaged 21.0 points and 8.5 rebounds as a senior, playing for Coach Tony Staib at Gahanna Lincoln High School and shot 64 percent from the field

// Minutes

Season: 33, at Minnesota, 12/27
Big Ten: 33, at Minnesota, 12/27

// Points

Season: 25, vs. Oakland, 12/21
Big Ten: 22, at Minnesota, 12/27

// Rebounds

Season: 10 (3x), Last at Minnesota, 12/27
Big Ten: 10, at Minnesota, 12/27

// Assists

Season: 3, vs. Oral Roberts 12/3
Big Ten: 2, vs. Rutgers, 1/4

// Field Goals

Season: 9, at Minnesota, 12/27
Big Ten: 9, at Minnesota, 12/27

// Field Goal Attempts

Season: 14, at Minnesota, 12/27
Big Ten: 14, at Minnesota, 12/27

// 3-Point Field Goals

Season:
Big Ten:

// 3-Point FG Attempts

Season:
Big Ten:

// Free Throws

Season: 11, vs. Oakland, 12/21
Big Ten: 5, vs. Rutgers, 1/4

// Free Throw Attempts

Season: 17, vs. Oakland, 12/21
Big Ten: 13, at Minnesota, 12/27

// Steals

Season: 2 (2x), Last vs. Youngstown State, 12/6
Big Ten: 1 (3x), Last vs. Rutgers, 1/4

// Blocks

Season: 6, vs. Northeastern, 12/18
Big Ten: 4 (2x), Last vs. Rutgers, 1/4

GAME-BY-GAME

Opponent	Date	qs	min	Total		3-Pointers		Free throws		Rebounds				pf	a	t/o	blk	stl	pts	avg
				fg-fga	pct	3fg-fga	pct	ft-fa	pct	off	def	tot	avg							
vs Arizona	11/11/16	14	3-8	.375	0-0	.000	3-5	.600	3	1	4	4.0	1	0	0	1	1	9	9.0	
vs KENTUCKY	11/15/16	15	4-9	.444	0-0	.000	0-0	.000	5	1	6	5.0	4	1	2	0	0	8	8.5	
MVSU	11/18/16	18	8-8	1.000	0-0	.000	2-3	.667	3	5	8	6.0	2	1	1	1	0	18	11.7	
FLORIDA GULF COAST	11/20/16	13	3-6	.500	0-0	.000	3-7	.429	1	4	5	5.8	2	0	0	2	0	9	11.0	
vs St. John's	11/23/16	12	4-7	.571	0-0	.000	1-3	.333	1	9	10	6.6	3	0	1	3	0	9	10.6	
vs Baylor	11/24/16	17	2-5	.400	0-0	.000	3-3	1.000	0	2	2	5.8	5	0	1	2	0	7	10.0	
vs Wichita State	11/25/16	22	5-9	.556	0-0	.000	3-4	.750	1	5	6	5.9	2	0	0	2	0	13	10.4	
at Duke	11/29/16	14	5-7	.714	0-0	.000	1-2	.500	1	2	3	5.5	1	1	3	1	0	11	10.5	
ORAL ROBERTS	12/3/16	26	8-11	.727	0-0	.000	8-14	.571	2	8	10	6.0	2	3	2	3	2	24	12.0	
YOUNGSTOWN STATE	12/6/16	20	6-10	.600	0-0	.000	1-6	.167	5	3	8	6.2	2	0	2	1	2	13	12.1	
TENNESSEE TECH	12/10/16	12	4-4	1.000	0-0	.000	2-5	.400	0	5	5	6.1	4	0	2	2	0	10	11.9	
NORTHEASTERN	12/18/16	21	5-9	.556	0-0	.000	5-8	.625	1	6	7	6.2	2	0	2	6	0	15	12.2	
OAKLAND	12/21/16	* 25	7-12	.583	0-0	.000	11-17	.647	5	4	9	6.4	2	0	3	1	0	25	13.2	
at Minnesota	12/27/16	* 33	9-14	.643	0-0	.000	4-13	.308	3	7	10	6.6	1	0	2	4	1	22	13.8	
NORTHWESTERN	12/30/16	* 18	4-7	.571	0-0	.000	3-4	.750	2	7	9	6.8	3	1	2	2	1	11	13.6	
RUTGERS	1/4/17	* 24	5-9	.556	0-0	.000	5-8	.625	2	4	6	6.8	2	2	0	4	1	15	13.7	
Totals		4	304	82-135	.607	0-0	.000	55-102	.539	35	73	108	6.8	38	9	23	35	8	219	13.7

Miscellaneous Stats (MSU's Record)

	Season
Double-Figure Scoring	11 (9-2)
Double-Figure Rebounding	3 (3-0)
Double-Figure Assists	0 (0-0)
Double-Doubles	2 (2-0)
Led MSU in Scoring	3 (3-0)
Led MSU in Rebounding	7 (6-1)
Led MSU in Assists	0 (0-0)
20+ Point Games	3 (3-0)
30+ Point Games	0 (0-0)

Ward Career Snapshot

Year	GP/GS	Min./Avg	FG-FGA	FG%	3FG-FGA	3FG%	FT-FTA	FT%	OFF-DEF	REB	AVG	PF/D	A	TO	BL	ST	PTS	AVG
16-17	16/4	304/19.0	82-135	.607	0-0	.000	55-102	.539	35-73	108	6.8	38/1	9	23	35	8	219	13.7
TOTAL	16/4	304/19.0	82-135	.607	0-0	.000	55-102	.539	35-73	108	6.8	38/1	9	23	35	8	219	13.7

GM 17 // PENN STATE



#12/9 Michigan State **63**
#10/11 Arizona **65**

Armed Forces Classic

Nov. 11, 2016 // Honolulu, Hawaii // Stan Sheriff Center

// Key Stat //

Freshman Debut

Miles Bridges led all scorers with 21 points on 9-for-19 shooting. The 21 points were the second most ever by a freshman in his MSU debut, trailing only Jay Vincent's 25 in 1977. His seven boards were tied for the seventh most by a freshman in his first game, joining Brandon Dawson (2011), Adreian Payne (2010) and Charlie Bell (1997)

// Quotable //

"I think there are a lot of things to build on. We competed. I told our guys before, and this is what I think it came down to: You have to play hard enough and be tough enough, but you have to play smart enough. I think we did two out of the three."

-MSU coach Tom Izzo

// Key Moment //

The Spartans tied the game up at 63-63 on a Tum Tum Nairn Jr. three pointer with 7.0 seconds left. After the Wildcats called a timeout, Kadeem Allen drove the length of the court and hit the game-winning layup with 1.9 seconds remaining.

// Notes //

MSU started the game on a 9-0 run, seven of which came from Bridges to force an Arizona timeout. MSU eventually took a 17-2 lead before a 23-4 run by Arizona gave the Wildcats a 25-21 lead ... All four of Michigan State's freshmen were on the floor together as early as the 16:25 mark in the first half. The group combined for 35 of MSU's 63 points ... Arizona took its biggest lead of the game at 43-34 before the Spartans went on a 17-3 run to take a 51-46 advantage and their first lead since 21-20 in the first half ... Bridges went 5-for-8 from the floor in the second half, including three of his four dunks on the game ... Nairn's three with 7.0 seconds left was his first make from distance since Nov. 27, 2015 vs. Boise State ... The Spartans held Arizona to 38.5% (20-52) shooting from the floor and 35.7% (5-14) from three.

// Box Score //

Official Basketball Box Score -- Game Totals -- Final Statistics															
Michigan State vs Arizona															
11/11/16 2:00 p.m. at Stan Sheriff Center, Honolulu, HI															
Michigan State 63 • 0-1															
#	Player	Total	3-Ptr	Rebounds				PF	TP	A	TO	Bk	Min		
				FG	FGA	FT	FTA							Off	Def
11	Nairn Jr., Lourawis	2-3	1-2	0-1	0	3	3	5	4	4	0	1	30		
14	Harris, Eron	3-8	1-4	0-1	0	2	2	3	7	0	4	0	20		
20	McQuaid, Matt	3-9	3-8	0-0	0	1	1	3	9	2	1	0	33		
22	Bridges, Miles	9-19	1-6	2-2	3	4	7	2	21	2	4	0	37		
25	Goins, Kenny	2-2	0-0	0-0	0	3	5	8	4	0	2	0	26		
26	Ahrens, Kyle	0-0	0-0	0-0	0	0	0	0	0	0	0	0	4		
03	Landford, Joshua	1-1	0-0	0-0	0	3	5	1	0	0	0	0	12		
05	Ellis III, Alvin	1-3	1-3	0-0	0	2	2	3	3	0	0	0	13		
07	Winston, Cassius	0-2	0-1	0-0	1	0	1	3	0	2	0	0	10		
36	Van Dyk, Matt	0-0	0-0	0-0	0	0	0	0	0	0	0	0	1		
44	Ward, Nick	3-8	0-0	3-5	3	1	4	1	9	0	0	1	14		
Team				2		4		6		1					
Totals		25-58	13-28	8-25	5-9	12	22	34	23	63	15	18	4	200	
FG % 1st Half: 12-30 40.0%		2nd Half: 13-28 46.4%		Game: 25-58 43.1%		Deatball									
3FG % 1st Half: 3-12 25.0%		2nd Half: 5-13 38.5%		Game: 8-25 32.0%		Rebounds									
FT % 1st Half: 3-6 50.0%		2nd Half: 5-9 55.6%		Game: 8-25 32.0%		2									
Arizona 65 • 1-0															
#	Player	Total	3-Ptr	Rebounds				PF	TP	A	TO	Bk	Min		
				FG	FGA	FT	FTA							Off	Def
11	Nairn Jr., Lourawis	4-11	1-6	0-0	0	3	3	9	3	2	1	0	33		
05	Allen, Kadeem	1-4	0-1	1-2	1	1	2	2	3	2	2	0	26		
10	Markkanen, Lauri	4-9	2-3	3-4	1	5	6	2	13	0	1	0	34		
14	Ristic, Dusan	1-6	0-0	0-0	1	2	3	2	2	0	1	0	18		
02	Simmons, Kobi	4-7	2-3	0-0	0	0	0	3	8	1	1	0	26		
21	Comanche, Chance	3-3	0-0	2-3	2	4	4	0	3	0	3	0	11		
25	Pinder, Keanu	0-1	0-0	2-4	2	4	6	1	2	1	2	0	17		
Team				20-52		5-14		20-27		12		22		200	
Totals		20-52	5-14	20-27	12	22	34	20	65	7	14	2	12	200	
FG % 1st Half: 9-24 37.5%		2nd Half: 11-28 39.3%		Game: 20-52 38.5%		Deatball									
3FG % 1st Half: 5-11 45.5%		2nd Half: 3-0 0.0%		Game: 8-25 32.0%		Rebounds									
FT % 1st Half: 11-15 73.3%		2nd Half: 9-12 75.0%		Game: 20-27 74.1%		2									
Officials: Randy McCall, Bo Boroski, Eric Curry															
Technical Fouls: Michigan State-Bridges, Miles, Arizona-Jackson-Cartwright.															
Attendance: 9475															
State Farm Armed Forces Classic															
Score by periods															
	1st	2nd	3rd	Total	Points	In	Off	2nd	Fast	2nd	Fast	Bench			
Michigan State	30	33	63	63	MSU	16	15	16	15	16	15	6			
Arizona	34	31	65	65	ARZ	21	12	15	16	17	18	20			
Last FG - MSU 2nd-09:09, ARZ 2nd-00:02.															
Largest lead - MSU by 15 1st-14:07, ARZ by 9 2nd-16:17.															
MSU led for 22:32, ARZ led for 13:16. Game was tied for 04:05.															



#13/13 Michigan State **48**
#2/2 Kentucky **69**

Champions Classic

Nov. 15, 2016 // New York, N.Y. // Madison Square Garden

// Key Stat //

Cold Shooting

The Spartans shot 32.8% (20-61) from the floor and connected on just 5-of-26 from three and 3-for-9 from the free throw line. MSU held Kentucky to 38.3% (23-60) from the floor and 33.3% (7-21) from deep.

// Quotable //

"The growing up fast has to happen, but we had one day of prep coming here after getting back [from Hawaii] so it's hard to grow up when you have no preparation time. I have good guys. I was very disappointed in the way we were kind of 'deer in the headlights,' but you know you have four freshmen playing at Madison Square Garden and coming off the Hawaii trip, that's the way we played. We'll get better."

-MSU coach Tom Izzo

// Key Moment //

MSU went on a 10-2 run to cut into a double-digit first-half deficit. Kentucky got a layup with a second left in the opening frame to take an eight point lead into the break. The Wildcats then went on a 13-2 run in the second half to open up a 60-38 lead and take control of the contest.

// Notes //

Kenny Goins tied his career high with nine points while grabbing eight rebounds ... Miles Bridges had his first career double-digit rebounding game with a game-high 12 boards ... The Spartans tallied 26 points off the bench, led by Cassius Winston's nine, while Nick Ward scored eight ... MSU held Kentucky to 37.9% (11-29) shooting in the first half and 38.3% (23-60) for the game ... Trailing 26-14 at the 6:10 mark of the first half, the Spartans went on a 10-2 run to cut the deficit to 28-24 with 2:00 minutes to go in the half, with all 10 points coming from freshmen ... Michigan State is now 3-3 all-time in the Champions Classic.

// Box Score //

Official Basketball Box Score -- Game Totals -- Final Statistics														
KENTUCKY vs Michigan State														
11/15/16 7pm at Madison Square Garden, New York, NY														
KENTUCKY 69														
#	Player	Total	3-Ptr	Rebounds				PF	TP	A	TO	Bk	Min	
				FG	FGA	FT	FTA							Off
03	ADEBAYO, EDRIE	1-2	0-0	2-3	1	4	5	4	6	0	5	2	0	26
35	WILLIS, DEREK	0-1	0-0	0-0	0	2	2	1	0	3	1	2	0	16
00	FOX, DE'ARON	3-10	0-2	6-6	0	4	4	2	12	6	3	1	29	
05	MONK, MALK	8-17	7-11	0-0	0	6	6	1	23	1	2	0	34	
13	BRISECOE, ISAIAH	0-18	0-2	5-5	2	2	4	1	21	2	1	0	35	
01	KILLEYA-JONES, SACHA	0-1	0-0	0-2	0	0	1	0	1	0	1	0	4	
11	MULLDER, MYCHAL	0-1	0-1	0-0	0	0	0	0	0	0	1	0	2	
04	WYRKARD, TAI	0-0	0-0	0-0	0	2	2	0	0	0	0	0	2	
15	HUMPHRIES, ISAAC	0-3	0-0	0-0	1	4	5	2	0	1	1	2	13	
20	CALIPARL, BRAD	0-1	0-1	0-0	0	0	0	0	0	0	0	0	2	
25	HAWKINS, DOMINIQUE	1-3	0-2	1-2	1	1	2	1	3	2	0	1	13	
32	GABRIEL, WENYEN	1-2	0-1	2-2	3	3	6	3	4	2	0	1	24	
Team				1		3		4		1		3		24
Totals		23-60	7-21	11-20	9	31	40	16	69	17	14	8	200	
FG % 1st Half: 11-29 37.9%		2nd Half: 12-31 38.7%		Game: 23-60 38.3%		Deatball								
3FG % 1st Half: 4-11 36.4%		2nd Half: 3-10 30.0%		Game: 7-21 33.3%		Rebounds								
FT % 1st Half: 8-9 88.9%		2nd Half: 11-27%		Game: 16-20 80.0%		2								
Michigan State 48														
#	Player	Total	3-Ptr	Rebounds				PF	TP	A	TO	Bk	Min	
				FG	FGA	FT	FTA							Off
25	Goins, Kenny	4-6	0-0	1-2	2	6	8	1	9	0	1	1	29	
11	Nairn Jr., Lourawis	1-4	0-0	0-0	0	2	2	1	1	1	0	0	21	
14	Harris, Eron	1-3	0-2	0-0	0	3	3	1	2	3	0	0	13	
20	McQuaid, Matt	1-6	1-6	0-0	1	0	1	4	3	2	0	0	23	
03	Ahrens, Kyle	2-11	1-5	1-3	3	9	12	3	6	1	9	3	33	
22	Bridges, Miles	0-2	0-2	0-0	0	0	0	0	0	0	0	0	6	
01	Landford, Joshua	2-6	1-4	0-2	1	4	5	2	5	1	1	0	19	
03	Ellis III, Alvin	1-5	1-4	1-2	0	2	2	1	4	0	1	0	18	
05	Winston, Cassius	4-9	1-3	0-0	0	2	2	3	9	2	1	0	22	
36	Van Dyk, Matt	0-0	0-0	0-0	0	0	0	0	0	0	0	0	1	
44	Ward, Nick	4-9	0-0	0-0	5	1	6	4	8	1	2	0	15	
Team				1		2		3		1		3		15
Totals		20-61	5-26	1-9	13	31	44	20	48	9	20	4	200	
FG % 1st Half: 11-30 36.7%		2nd Half: 9-31 29.0%		Game: 20-61 32.8%		Deatball								
3FG % 1st Half: 3-11 27.3%		2nd Half: 2-15 13.3%		Game: 5-26 19.2%		Rebounds								
FT % 1st Half: 1-4 25.0%		2nd Half: 2-5 40.0%		Game: 3-9 33.3%		3								
Officials: Doug Showe, Terry Dugleyby, Gene Strenatoro														
Technical Fouls: KENTUCKY-None, Michigan State-None.														
Attendance: 18,827														
2016 State Farm Champions Classic														
Score by periods														
	1st	2nd	3rd	Total	Points	In	Off	2nd	Fast	2nd	Fast	Bench		
Michigan State	25	23	48	48	MSU	24	24	11	2	4	2	26		
Kentucky	34	35	69	69	UK	24	24	19	4	2	26			
Last FG - MSU 2nd-01:59, ARZ 2nd-02:44.														
Largest lead - UK by 23 2nd-03:54, MSU by 3 1st-17:22.														
MSU led for 34:00, UK led for 01:41. Game was tied for 04:49.														



#13/13 Michigan State **100**
Miss. Valley State **53**

Home Opener

Nov. 18, 2016 // East Lansing, Mich. // Breslin Center

// Key Stat //

Hitting From All Spots

Michigan State battled through a slow start to finish the game 66.1% from the floor (39-59). The Spartans hit 57.1% (16-28) of their three-point attempts, led by a pair of 5-of-8 performances from Eron Harris and Matt McQuaid.

// Quotable //

"I'm encouraged by the step we took. We are a long way from a team that's going to have to be really good in the next three or four weeks and moving forward. We have a long way to go yet, but I think the players know it too and I think they could tell in practice yesterday and that was very encouraging."

-MSU coach Tom Izzo

// Key Moment //

Leading by just five points at 24-19 with 7:11 to go in the half, MSU went on a 12-2 run to take its first double-digit lead of the game. MSU outscored the Delta Devils 2

#13/13 Michigan State 78
FGCU 77
Battle 4 Atlantis
4 Nov. 20, 2016 // East Lansing, Mich. // Breslin Center

#24/20 Michigan State 73
St. John's 62
Battle 4 Atlantis
5 Nov. 23, 2016 // Atlantis, Bahama // Imperial Arena

#24/20 Michigan State 58
#20/RV Baylor 73
Battle 4 Atlantis
6 Nov. 24, 2016 // Atlantis, Bahama // Imperial Arena

// Key Stat //

Harris' Spartan Best
Redshirt senior Eron Harris led all scorers with 31 points, which is the most he has scored as a Spartan. His career best (33) came on Nov. 17, 2013, against Duquesne when he played for West Virginia. Harris knocked down 6-of-6 from behind the three-point line and made 10 field goals.

// Quotable //

"All in all, it was a win. It was a win we could've won by more than a couple and they could've won by more than a couple. It was a very physical, tough game that I think proves that we have a lot of work to do especially defensively and rebounding."
-MSU coach Tom Izzo

// Key Moment //

Knotted at 73-73 with 49 seconds left to play, Miles Bridges took a feed from fellow freshman Cassius Winston and finished at the rim to put the Spartans ahead two. The Eagles went down the floor to tie the game once again, but Winston got to the foul line to give MSU the lead for good with the front end, and made the offensive rebound on his ensuing miss to send MSU back to the free throw line.

// Notes //

Eron Harris scored a game-high 31 points on 10-of-15 from the floor, including a perfect 6-for-6 from three. The six threes and 31 points are the most while playing at Michigan State. The redshirt senior scored eight of MSU's final 16 points after scoring 12 of the team's first 19 points to start the game ... MSU assisted on 21 of 25 baskets, led by Tum Tum Nairn, who tallied seven assists for the second consecutive game ... The Spartans got out in transition, leading to a 23-7 edge in fast break points ... A close game throughout, MSU's biggest lead was nine and FGCU's was four, but the Spartans led for 32:45 of the contest. All seven ties and four lead changes in the game came during the second half ... Michigan State attempted 33 free throws after not having more than 10 in a game yet this season.

// Box Score //

Official Basketball Box Score - Game Totals -- Final Statistics
Florida Gulf Coast vs Michigan State
11/20/16 7:00 p.m. at East Lansing, Mich. / Breslin Center

Florida Gulf Coast 77 • 1-3

#	Player	Total		3-Ptr		Rebounds		PF	TP	A	T	Bk	Stl	Min	
		FG	FGA	FG	FGA	FT	FTA								Off
21	MOKANT, Demetris	7	24	0	0	1	0	1	5	4	0	1	0	0	12
33	SIMMONS, Antravious	8	15	0	2	3	9	12	3	18	1	4	1	0	33
00	GOODWIN, Brandon	9	15	1	5	3	4	1	3	4	1	0	0	0	34
00	JOHNSON, Zach	2	5	0	0	2	2	4	4	5	2	3	0	1	15
11	TERRELL, Christian	3	7	0	1	2	2	2	2	4	2	0	0	0	4
00	KELD, Reggie	0	1	0	0	0	1	1	1	1	0	1	0	0	13
00	TUCKER, Rayjon	3	7	1	3	1	4	5	3	3	1	2	0	0	21
10	MICKLE, Kevin	0	1	0	0	0	1	1	1	1	0	1	0	1	8
13	SCOTT Jr, RaySean	4	9	4	6	2	1	4	5	3	14	0	1	0	23
22	CARLUKE, Christian	0	0	0	0	0	0	1	1	1	0	0	0	0	3
	Team	0	0	0	0	2	2	4	0	0	0	0	0	0	0
Totals		29-64	8-17	11-17	14-27	41	28	77	16	13	2	8	200		

FG % 1st Half: 13-31 41.9% 2nd Half: 16-33 48.5% Game: 29-64 45.3%
3FG % 1st Half: 4-9 44.4% 2nd Half: 4-8 50.0% Game: 8-17 47.1%
FT % 1st Half: 6-11 54.5% 2nd Half: 5-11 45.5% Game: 11-17 64.7%

Michigan State 78 • 2-2

#	Player	Total		3-Ptr		Rebounds		PF	TP	A	T	Bk	Stl	Min	
		FG	FGA	FG	FGA	FT	FTA								Off
22	Bridges, Miles	4	12	2	5	3	4	0	7	7	0	13	3	3	37
25	Golins, Kenny	1	0	0	0	1	1	2	3	0	0	1	2	0	17
11	Nairn Jr., Louravus	9	11	0	0	0	1	1	0	2	7	0	1	0	27
14	Harris, Eron	9	10	15	6	5	10	2	2	4	2	3	1	0	35
00	Ahrens, Kyle	0	3	0	2	0	0	3	4	0	4	1	0	1	5
00	Ahrens, Kyle	0	1	0	0	0	0	1	0	0	0	0	0	0	0
00	Langford, Joshua	3	3	0	2	2	3	3	3	3	2	1	0	0	20
00	Ellis III, Alvin	1	1	1	1	0	0	0	0	1	3	2	0	0	0
00	Winston, Cassius	2	5	0	2	3	4	1	2	2	7	5	3	0	15
30	Van Dyk, Matt	1	1	0	0	3	1	0	1	0	5	0	0	0	0
44	Ward, Nick	3	6	0	3	4	2	2	9	0	2	0	2	0	11
	Team	0	0	0	0	0	0	0	0	0	0	0	0	0	0
Totals		25-49	9-17	13-33	6-23	29	18	78	21	12	8	3	200		

FG % 1st Half: 14-29 48.3% 2nd Half: 11-20 55.0% Game: 25-49 51.0%
3FG % 1st Half: 4-9 44.4% 2nd Half: 5-8 62.5% Game: 9-17 52.9%
FT % 1st Half: 6-9 66.7% 2nd Half: 13-24 54.2% Game: 19-33 57.6%

Officials: Kelly Heffler, Lewis Garrison, Bo Bonoski
Technical Fouls: Florida Gulf Coast-TEAM, Michigan State-TEAM.
Attendance: 14797

Score by periods	1st	2nd	Total
Florida Gulf Coast	36	41	77
Michigan State	38	40	78

Points Per Game: Florida Gulf Coast 19.75, Michigan State 22
In Off 2nd Fast
Time 17:00 7:00 3:00 2:00
Rebound 14 9 23 32
Lead changed - 7 times.
Lead changed - 4 times.

Official Basketball Box Score - Game Totals -- Final Statistics
St. John's vs Michigan State
11/23/16 7:00 p.m. at Atlantis, Paradise Island, Bahamas

St. John's 62 • 2-2

#	Player	Total		3-Ptr		Rebounds		PF	TP	A	T	Bk	Stl	Min
		FG	FGA	FG	FGA	FT	FTA							
14	YAKWE, Kassoum	1	5	0	2	0	4	3	4	0	1	4	0	26
35	SIMA, Yankuba	1	6	0	1	0	2	1	3	0	0	0	0	21
00	ALBRECHT, Basir	4	13	2	5	10	1	1	0	0	19	0	0	19
00	PONDS, Shamorie	4	12	2	7	2	0	2	1	1	1	0	0	35
15	LOVETT, Marcus	6	18	1	4	7	7	20	2	1	0	1	0	38
00	ELLISON, Malik	1	1	1	1	0	0	3	3	3	0	0	0	20
00	ALBRECHT, Amar	0	0	0	0	1	1	0	1	0	0	0	0	3
04	MUSSINO, Federico	2	5	2	4	0	1	2	6	1	2	0	0	21
11	OWENS, Tariq	1	4	0	2	1	2	3	5	4	0	2	0	11
26	FREUDENBERG, Richard	0	1	0	1	0	1	0	0	0	0	0	0	3
00	WILLIAMS, Darren	0	0	0	0	0	2	0	1	0	0	0	0	3
	Team	0	0	0	0	1	2	0	1	0	0	0	0	0
Totals		20-65	8-22	14-19	7	25	33	24	62	8	6	6	2	200

FG % 1st Half: 9-25 35.7% 2nd Half: 11-20 55.0% Game: 20-65 30.8%
3FG % 1st Half: 3-9 33.3% 2nd Half: 3-7 42.9% Game: 6-12 50.0%
FT % 1st Half: 6-8 75.0% 2nd Half: 8-13 61.5% Game: 14-23 60.9%

Michigan State 78 • 3-2

#	Player	Total		3-Ptr		Rebounds		PF	TP	A	T	Bk	Stl	Min	
		FG	FGA	FG	FGA	FT	FTA								Off
22	Bridges, Miles	9	18	3	5	1	14	15	1	22	3	2	1	0	35
25	Golins, Kenny	0	0	0	0	1	2	3	5	0	0	2	0	0	16
11	Nairn Jr., Louravus	5	7	3	4	0	1	1	2	13	4	2	0	1	27
14	Harris, Eron	6	13	2	9	6	6	14	2	1	0	0	0	31	
00	McQuaid, Matt	1	4	0	2	2	1	3	2	4	1	0	0	33	
00	Ahrens, Kyle	0	0	0	0	0	0	0	0	0	0	0	0	0	
00	Langford, Joshua	0	0	0	0	2	0	1	0	0	1	0	0	9	
00	Ellis III, Alvin	0	2	0	4	0	3	0	4	1	0	0	0	9	
00	Winston, Cassius	2	5	1	1	0	0	0	1	5	2	0	0	13	
30	Van Dyk, Matt	4	2	0	0	2	4	1	2	3	1	0	1	12	
44	Ward, Nick	4	7	0	1	9	10	3	9	0	1	3	1	12	
	Team	0	0	0	0	0	0	0	0	0	0	0	0	0	
Totals		25-58	9-24	14-22	12	41	53	19	73	16	4	1	2	200	

FG % 1st Half: 10-25 40.0% 2nd Half: 15-33 45.5% Game: 25-58 43.3%
3FG % 1st Half: 2-11 18.2% 2nd Half: 7-13 53.8% Game: 9-24 37.5%
FT % 1st Half: 10-15 66.7% 2nd Half: 4-7 57.1% Game: 14-22 63.6%

Officials: Ray Nantz, Keith Kimble, Mark Schuch
Technical Fouls: St. John's-AHNS, Basir, Michigan State-None.
Attendance: 2344
Imperial Arena at Atlantis
Battle 4 Atlantis

Score by periods	1st	2nd	Total
St. John's	29	33	62
Michigan State	32	46	78

Points Per Game: St. John's 28, Michigan State 28
In Off 2nd Fast
Time 14:00 7:00 3:00 2:00
Rebound 14 4 20
Lead changed - 4 times.
Lead changed - 6 times.

// Key Stat //

Tale of Two Halves
Michigan State shot 48% (12-25) from the floor and 46% (6-13) from three in the first half and led by three at the break. The Spartans struggled to find that same shooting touch in the second half, going 10-26 (39%) from the floor and just 1-10 (10%) from three.

// Quotable //

"I don't know if we ran out of gas in the second half. I thought they came out in and punched us in the mouth and I didn't think we responded. I think it caught up with us a little bit. We just need more time to prepare than we've had. And this turnaround was almost insane. We just don't have a team that we can change enough things right now to accommodate that."
-MSU coach Tom Izzo

// Key Moment //

Baylor opened the second half with a 12-2 run, including two threes and two dunks, to swing a three-point halftime deficit into a seven-point lead. MSU cut it to five three different times, but Baylor kept making shots and turned the 12-2 run into a 23-8 run.

// Notes //

Freshman Joshua Langford made his first career start and the Spartans fielded a different starting lineup for the first time this season ... Michigan State led by three at the half, but were outscored 43-25 in the second half ... The Bears took advantage of their size inside, outscoring the Spartans 44-22 in the paint ... Tum Tum Nairn grabbed a career-high six rebounds.

// Box Score //

Official Basketball Box Score - Game Totals -- Final Statistics
Baylor vs Michigan State
11/24/16 12:00 p.m. at Atlantis, Paradise Island, Bahamas

Baylor 73 • 5-0

#	Player	Total		3-Ptr		Rebounds		PF	TP	A	T	Bk	Stl	Min	
		FG	FGA	FG	FGA	FT	FTA								Off
00	Lual-Acul Jr., Jo	6	7	0	2	2	6	8	1	14	0	0	1	0	23
05	Motley, Johnathan	12	22	1	1	1	4	2	6	26	3	1	0	0	32
20	Lecomte, Mamu	3	10	1	6	1	2	3	0	8	3	0	0	32	
24	Wainwright, Ishmail	2	3	1	2	2	0	8	0	7	8	0	1	33	
25	Freeman, Al	3	11	2	4	1	2	1	2	3	1	1	0	2	31
01	Mitchell, Wendell	1	1	0	0	0	0	2	2	1	0	0	0	9	
00	Lindsay, Jake	0	1	0	0	1	0	1	0	1	0	0	0	17	
22	McClure, King	0	1	0	0	0	0	0	0	0	0	0	0	4	
30	Davis, Jonathan	0	1	0	0	0	0	0	0	0	0	0	0	1	
31	Maston, Terry	3	6	0	0	1	2	7	1	2	1	0	0	18	
	Team	0	0	0	0	1	4	5	2	0	0	0	0	0	
Totals		30-64	5-16	8-11	9	27	36	8	73	24	7	2	5	200	

FG % 1st Half: 13-33 39.4% 2nd Half: 17-31 54.8% Game: 30-64 46.9%
3FG % 1st Half: 2-10 20.0% 2nd Half: 3-6 50.0% Game: 5-16 31.3%
FT % 1st Half: 2-3 66.7% 2nd Half: 8-13 61.5% Game: 8-11 72.7%

Michigan State 58 • 3-3

#	Player	Total		3-Ptr		Rebounds		PF	TP
---	--------	-------	--	-------	--	----------	--	----	----

GM 17 // PENN STATE

Michigan State 77 Youngstown State 57

Michigan State 71 Tennessee Tech 63

Michigan State 73 Northeastern 81

Key Stat // Assists All Around Cassius Winston had a game-high nine assists to lead MSU to 28 helpers on 34 made baskets...

Quotable // "I liked the progress we made tonight. Especially I think if I looked at all the things I liked, and I told my team, when you get after somebody for things that they did poorly and they respond, that is a big step in itself..."

Key Moment // The Spartans jumped out to a 19-4 lead to start the game, forcing five early turnovers that led to 11 points on the other end during that same stretch.

Notes // MSU dished out 28 assists on 34 made baskets, led by Cassius Winston's nine helpers, while Tum Tum Nairn added seven. Nine different Spartans tallied an assist ... 11 different Spartans registered a point and the Spartans held a 43-9 advantage in bench points ... Michigan State held a 47-32 edge in rebounding, led by a career-high nine boards from Matt Van Dyk...

Box Score //

Official Basketball Box Score -- Game Totals -- Final Statistics Youngstown State vs Michigan State

Key Stat // Harris' Hot Hand Eron Harris scored a game-high 20 points and has scored in double figures in eight of the last nine games...

Quotable // "We just came in really focused. We knew we needed to get these wins. We came in and said that we needed to put our foot on their throat. We do have to do a better job sustaining that throughout the full 40 minutes, but we came out executing and playing well..."

Key Moment // Michigan State hit four 3-pointers and jumped out to a 14-4 lead in the early going. MSU led by as much as 18 in the first half and never looked back...

Notes // Eron Harris led all scorers with 20 points on 6-of-14 shooting from the field and 5-of-11 from three. It was Harris' second 20-plus point effort of the season and 17th of his career ... Point guards Cassius Winston and Tum Tum Nairn tallied 14 of the Spartans' 19 assists and combined for just two turnovers...

Box Score //

Official Basketball Box Score -- Game Totals -- Final Statistics Tennessee Tech vs Michigan State

Key Stat // Returned to Sender Nick Ward's six blocks are the second most in a game in school history, trailing only Ken Johnson's 8 vs. San Diego State in 1984...

Quotable // "It's all the little things that we didn't do tonight. We're trying to figure it out still. We just need to compete harder -- it's as simple as that..."

Key Moment // MSU went nearly 3 1/2 minutes without scoring after a Kyle Ahrens layup made it 61-64. The Huskies pulled away after Alex Murphy converted on a layup followed by a 3-pointer from in front of the Northeastern bench...

Notes // Nick Ward blocked six shots, which is tied for the second most in a single game in school history. ... Cassius Winston led all scorers with a season-high 21 points and notched his first career double-double, adding 10 assists. It was also his first career 20-plus point effort ... Winston scored or assisted on 42 of MSU's 73 points...

Box Score //

Official Basketball Box Score -- Game Totals -- Final Statistics Northeastern vs Michigan State

GM 17 // PENN STATE



Michigan State 77
Oakland 65
Non-Conference Finale
13 Dec. 21, 2016 // East Lansing, Mich. // Breslin Center

// Key Stat //

Coming off the Bench

Michigan State continued to get production from its bench, outscoring the Golden Grizzlies' reserves 33-18. Eron Harris tallied 15 points in his first game out of the starting lineup this season in the winning effort.

// Quotable //

"It was a big game for us. We just lost one at home. We needed this win, and we needed a good win too, not just a scraper. We needed a solid win with us playing at our full potential. Tonight wasn't our best performance, but we went out there and competed."

-Freshman guard Cassius Winston

// Key Moment //

After seeing its first double-digit lead of the game dwindle down to four with just over 10 minutes to play, the Spartans responded with a 14-5 run, highlighted by three-pointer by Harris to put MSU ahead by 11 at 61-50. Michigan State would build its lead to 13 on its way to the 12-point victory.

// Notes //

Matt Van Dyk, Nick Ward and Cassius Winston all made their first career start and the Spartans fielded their fifth different starting lineup of the season ... Nick Ward led all scorers with a career-high 25 points on 7-of-12 shooting from the floor to go along with a game-high nine rebounds ... Eron Harris tallied double-digit points for the seventh consecutive game and 10th time this season. 11 of his 15 points came in the second half and MSU is now 8-2 this when the redshirt senior scores more than 10 points ... Michigan State forced a season-high 21 turnovers, led by Eron Harris, who tied his career high with three steals ... Leading 41-39 with 17:23 in the second half, the Spartans went on an 11-2 run to open up a 52-41 lead with 11:52 to go ... MSU attempted a season-high 37 free throws, led by Ward, who went 11-for-17 from the stripe.

// Box Score //

Official Basketball Box Score - Game Totals - Final Statistics
Oakland vs Michigan State
12/21/16 7:00 p.m. at East Lansing, Mich. // Breslin Center

Oakland 65 • 9-3

Player	Total	3-Pr	Rebounds	PF	TP	A	T	Bk	Stl	Min
	FG-FGA	FG-FGA	FT-FTA	Off	Def	Off	Def			
24 HAYES, Jalen	3-4	1-1	4-4	1	2	5	11	0	1	0
10 BROCK, Isaiah	1-2	0-0	0-0	2	4	6	4	2	0	1
55 CLARK, Steve	4-11	2-4	3-3	0	2	0	3	13	6	0
26 DORSEY-WALKER, S.	4-11	1-2	1-1	2	5	10	4	3	0	1
35 WALKER, Martez	2-12	1-7	6-8	1	6	7	1	11	0	3
20 DANIELS, Nick	0-4	0-3	0-1	1	0	0	0	0	1	0
11 NEELY, Brailen	1-3	0-0	0-0	1	1	0	3	1	2	0
13 BRECHTING, Brad	1-1	0-0	1-2	1	4	5	3	1	0	0
14 HILL-MAIS, Xavier	4-7	0-0	3-3	1	4	5	8	0	3	0
15 PALOMBIZZO, Chris	3-2	1-1	1-2	2	0	2	0	4	1	0
20 CUMBERLAND, Jaevon	0-0	0-0	0-0	0	0	0	0	0	1	0
Team			4-4	0	0	1	1			
Totals	21-57	8-24	15-21	16	18	34	29	65	10	21

FG % 1st half: 11-26 42.3% 2nd half: 10-31 32.3% Game: 21-57 36.8%
3FG % 1st half: 4-10 40.0% 2nd half: 4-14 28.6% Game: 8-24 33.3%
FT % 1st half: 6-10 60.0% 2nd half: 9-11 81.8% Game: 15-21 71.4%

Michigan State 77 • 8-5

Player	Total	3-Pr	Rebounds	PF	TP	A	T	Bk	Stl	Min
	FG-FGA	FG-FGA	FT-FTA	Off	Def	Off	Def			
30 Van Dyk, Matt	0-2	0-0	1-2	5	4	1	2	1	2	1
44 Ward, Nick	7-12	0-0	11-17	5	4	9	2	25	0	3
01 Langford, Joshua	2-2	1-1	0-0	1	1	3	0	2	0	1
55 Winston, Cassius	4-10	1-3	0-0	3	3	2	9	8	3	1
20 McQuaid, Matt	1-6	1-5	1-2	0	0	2	4	2	2	0
00 Ahrens, Kyle	2-2	1-1	2-3	0	0	0	3	0	0	0
01 Ellis III, Alvin	2-3	2-3	2	1	3	4	2	8	1	1
11 Nairn Jr., Lourawls	0-0	0-0	0-1	1	0	0	1	2	0	1
14 Harris, Eron	4-8	1-3	6-6	1	3	3	15	1	0	3
25 Goins, Kenny	1-3	0-0	1-1	0	8	4	3	0	2	2
Team			0-0	0	0	0	0	0	0	0
Totals	23-48	7-16	24-37	12	25	37	25	77	15	7

FG % 1st half: 11-23 47.8% 2nd half: 12-25 48.0% Game: 23-48 47.9%
3FG % 1st half: 2-6 33.3% 2nd half: 5-10 50.0% Game: 7-16 43.8%
FT % 1st half: 10-15 66.7% 2nd half: 14-22 63.6% Game: 24-37 64.9%

Officials: Terry Wymer, Bill Elk, Steve Mulkens
Technical fouls: Oakland-TEAM, Michigan State-None.
Attendance: 14797

Score by periods	1st	2nd	Total
Oakland	26	39	65
Michigan State	34	43	77

Last FG - QM 2nd-03:27, MSU 2nd-03:49.
Largest lead - QM by 3 at 17:43, MSU by 3 at 04:46.
QAK led for 06:49, MSU led for 31:19. Game was tied for 01:52.



Michigan State 75
Minnesota 74 (OT)
Big Ten Opener
14 Dec. 27, 2016 // Minneapolis, Minn. // Williams Arena

// Key Stat //

Ellis' Big Night

Alvin Ellis came off the bench and scored a career-high 20 points, including the two game-winning free throws in overtime.

// Quotable //

"I've just tried to get out there, bring energy, do what I can do, be solid and play defense. Right now, I'm just going to keep doing the same and stay solid. These young guys, they haven't been through this Big Ten conference play. We know it's tough, and I've been through it, so we needed a lot of leadership."

-Senior guard Alvin Ellis III

// Key Moment //

Minnesota led by as much as 15 in the first half and held a 13-point advantage at the break. The Spartans went on a 7-0 run to open the second half to get back into the game and cut the deficit to 39-31. MSU later used an 18-3 run to go up 58-57 and take its first lead since 6-5.

// Notes //

MSU and Minnesota went to overtime for the third time in the last four meetings. It was also Michigan State's first overtime game of the season. The game featured nine ties and 13 lead changes ... The Spartans held a 40-10 advantage in bench points ... Michigan State held Minnesota to 23.1% (3-13) from three, which is a season-low for a Spartan opponent ... Nick Ward led all scorers with 22 points and registered his second double-double of the season, adding 10 rebounds. It was the freshman's second consecutive 20-plus point game and third of the season ... It was the first time this season that the Spartans have had two players score more than 20 points in the same game ... Tum Tum Nairn tied his career high with 13 points and added four rebounds and three assists ... MSU improved to 31-36 in Big Ten openers, including 13-9 under Tom Izzo.

// Box Score //

Official Basketball Box Score - Game Totals - Final Statistics
Michigan State vs Minnesota
12/27/16 8:00 pm at Minneapolis, Minn. (Williams Arena)

Michigan State 75 • 9-5, 1-0

Player	Total	3-Pr	Rebounds	PF	TP	A	T	Bk	Stl	Min
	FG-FGA	FG-FGA	FT-FTA	Off	Def	Off	Def			
30 Van Dyk, Matt	1-1	0-0	1-2	0	3	3	3	1	0	2
44 Ward, Nick	9-14	0-0	4-13	3	7	10	22	0	2	1
01 Langford, Joshua	3-5	0-1	0-0	1	0	1	6	2	2	0
55 Winston, Cassius	1-5	0-1	0-0	2	2	5	2	6	2	0
20 McQuaid, Matt	0-1	0-0	0-0	1	1	1	2	2	0	2
00 Ahrens, Kyle	1-2	0-0	0-0	2	1	4	2	1	0	0
01 Ellis III, Alvin	7-13	3-7	3-4	1	5	6	20	1	1	2
11 Nairn Jr., Lourawls	5-11	2-5	1-2	0	4	4	3	13	0	0
14 Harris, Eron	2-9	0-1	1-1	0	3	4	5	1	2	0
25 Goins, Kenny	0-0	0-0	0-0	2	2	5	0	0	1	1
Team			3-4	1	4	1	1			
Totals	30-66	5-18	10-22	10	29	39	31	75	17	7

FG % 1st half: 10-29 34.5% 2nd half: 17-31 54.8% OT: 3-6 50.0% Game: 30-66 45.5%
3FG % 1st half: 2-7 28.6% 2nd half: 2-8 25.0% OT: 1-3 33.3% Game: 5-18 27.8%
FT % 1st half: 4-10 40.0% 2nd half: 4-10 40.0% OT: 2-2 100.0% Game: 10-22 45.5%

Minnesota 74 • 12-2, 0-1


Player	Total	3-Pr	Rebounds	PF	TP	A	T	Bk	Stl	Min
	FG-FGA	FG-FGA	FT-FTA	Off	Def	Off	Def			
03 Murphy, Jordan	3-7	0-1	6-13	3	18	21	1	12	2	2
22 Lynch, Reggie	1-3	0-0	1-2	1	2	3	5	3	0	0
01 McBrody, Durrene	4-10	0-2	6-8	0	0	1	14	1	3	0
02 Mason, Nate	5-14	1-4	7-8	1	4	5	18	4	2	0
05 Coffey, Amir	5-15	1-4	6-8	1	2	3	17	3	2	0
00 Springs, Aleem	1-2	1-2	3-2	0	1	1	0	4	0	1
21 Konate, Bakary	1-2	0-0	0-0	2	3	5	2	2	2	0
24 Curry, Eric	0-0	0-0	4-4	1	4	5	4	1	2	1
42 Hurt, Michael	0-0	0-0	0-0	0	0	0	0	0	0	0
Team			3-3	3	4	20	74	11	15	8
Totals	20-53	3-13	31-45	12	34	46	20	74	11	15

FG % 1st half: 12-22 54.5% 2nd half: 6-24 25.0% OT: 2-7 28.6% Game: 20-53 37.7%
3FG % 1st half: 2-6 33.3% 2nd half: 1-5 20.0% OT: 0-2 0.0% Game: 3-13 23.1%
FT % 1st half: 13-18 72.2% 2nd half: 14-22 63.6% OT: 4-5 80.0% Game: 31-45 68.9%

Officials: Gene Steratore, Tom Eades, Ted Valentine
Technical fouls: Michigan State-None, Minnesota-None.
Attendance: 11407

Score by periods	1st	2nd	OT	Total
Michigan State	26	40	9	75
Minnesota	33	27	4	64

Last FG - MSU OT-01:03, MNN OT-01:28.
Largest lead - MSU by 3 at 03:50, MNN by 15 at 01:05.
MSU led for 06:23, MNN led for 33:12. Game was tied for 05:25.



Michigan State 61
Northwestern 52
RW/---
15 Dec. 30, 2016 // East Lansing, Mich. // Breslin Center

// Key Stat //

Spartan Defense

Michigan State held Northwestern to just 52 points, a season low by a Spartan opponent. The Wildcats shot 35.8 percent (19-53) from the field and 36.8 percent (7-19) from three, as MSU held its 10th opponent under 40 percent from the floor this season.

// Quotable //

"That is the basketball we are looking for. Fast, solid, making big stops, making big plays, making shots - that is our type of basketball. That is Michigan State basketball."

-Freshman guard Cassius Winston

// Key Moment //

MSU jumped out to an 11-3 lead and held NU to just nine points over the opening 13:17 of the game. The Spartans used the early lead to take control of the momentum and never trailed in the contest.

// Notes //

MSU is now 47-20 in Big Ten home openers and 19-3 under Tom Izzo, including winning 14 of the last 15 ... The Spartans lead the all-time series 89-38 vs. Northwestern and have won 24 of the last 26 games against the Wildcats ... Alvin Ellis III scored 16 points to lead Michigan State and it was the first time in his career he led the Spartans in scoring. Ellis is the seventh different Spartan to lead MSU in scoring in a game this season ... Ellis picked up right where he left off after Tuesday's 20-point effort at Minnesota, scoring double digit points in consecutive games for the first time in his career. He also grabbed a career-high eight rebounds ... Michigan State held Northwestern without a field goal for 9:57 during the second half from the 11:29 mark to 1:32, including a scoring drought that lasted 5:58 during the same stretch ... The Spartans owned an 18-2 edge in fast break points and 28-11 advantage in points off the bench.

// Box Score //

Official Basketball Box Score - Game Totals - Final Statistics
Northwestern vs Michigan State
12/30/16 6:00 pm at East Lansing, Mich. // Breslin Center

Northwestern 52 • 11-5, 1-1 B1G

Player	Total	3-Pr	Rebounds	PF	TP	A	T	Bk	Stl	Min
	FG-FGA	FG-FGA	FT-FTA	Off	Def	Off	Def			
04 Law, Vic	6-11	1-1	3-6	0	9	9	2	16	3	2
14 Lumpkin, Sanjay	3-6	1-3	0-0	3	3	6	5	7	2	0
25 Benson, Barret	0-1	0-0	0-0	2	1	3	0	0	0	1
30 Lindsey, Scotie	3-11	3-6	2-2	0	3	3	1	11	0	3
20 McIntosh, Bryant	3-14	0-3	1-1	0	0	0	5	7	2	0
12 Brown, Isaiah	1-4	0-1	1-3	0	0	0	0	3	1	1
23 Ash, Jordan	0-0	0-0	0-0	0	0	0	0	0	0	0
32 Taphorn, Nathan	3-5	2-4	0-0	2	2	2	8	2	1	1
44 Skelley, Gavin	0-1	0-1	0-0	1	2	5	0	0	1	0
Team			0-2	2	2	2	0	0	0	0
Totals	19-53	7-19	7-12	6	21	27	23	52	13	11

FG % 1st half: 11-25 44.0% 2nd half: 8-28 28.6% Game: 19-53 35.8%
3FG % 1st half: 6-12 50.0% 2nd half: 1-7 14.3% Game: 7-19 36.8%
FT % 1st half: 1-4 25.0% 2nd half: 6-8 75.0% Game: 7-12 58.3%

Michigan State 61 • 10-5, 2-0 B1G

Player	Total	3-Pr	Rebounds	PF	TP	A	T	Bk	Stl	Min
	FG-FGA	FG-FGA	FT-FTA	Off	Def	Off	Def			
30 Van Dyk, Matt	1-2	0-0	0-0	1	0	1	2	0	2	0
44 Ward, Nick	4-7	0-0	3-4	2	7	9	3	11	1	2
01 Langford, Joshua	1-4	0-2	0-0	1	3	4	2	2	0	2
55 Winston, Cassius	1-3	0-2	1-1	1	2	15	6	3	0	0
20 McQuaid, Matt	3-3	2-3	1-2	1	1	2	15	6	3	0
00 Ahrens, Kyle	1-3	0-2	1-1	0	1	3	3	0	2	0
01 Ellis III, Alvin	4-10	1-4	7-10	1	7	8	1	16	0	2
11 Nairn Jr., Lourawls	1-3	1-2	0-0	0	5	5	1			

R Michigan State 93
Rutgers 65
16 Jan. 4, 2017 // East Lansing, Mich. // Breslin Center

 Michigan State
Penn State
17 Jan. 7, 2017 // Philadelphia, Pa. // The Palestra

 Michigan State
Minnesota
18 Jan. 11, 2017 // East Lansing, Mich. // Breslin Center

// Key Stat //

Team Effort

Eleven different Spartans scored and played double-digit minutes in the contest and the Spartans' bench outscored Rutgers' bench 37-8.

// Quotable //

"We did a great job moving the ball and sharing the ball. We were penetrating and got out in transition, which led to some good shots. We got a lot of inside-out shots, which gets those 3's going and that really helped us to get going."
-Sophomore guard Matt McQuaid

// Key Moment //

Miles Bridges made his return after missing the last seven games with an ankle injury. Within 16 seconds of subbing in, the freshman had a dunk that tied the game at 13-13, sparking an 16-4 run to push MSU's lead to double digits.

// Notes //

Michigan State shot 57.9% (33-57) from the field and 50.0% (11-22) from three and it was MSU's second highest shooting percentage of the season ... The Spartans blocked 10 shots, which was the most in a game by MSU this season, led by Nick Ward's four ... Miles Bridges made his return after sitting out the last seven games with a sprained left ankle. Bridges played 17 minutes and tallied six points, six boards, two assists and two blocks ... Eron Harris scored a game-high 24 points on 7-for-12 shooting and 5-for-8 from three, marking his third 20-plus point effort of the season and 18th of his career. Harris set career highs for both points and 3-pointers in a Big Ten game ... Harris returned to the starting lineup after coming off the bench the last three games, and MSU fielded its sixth different starting lineup in the last 11 games ... Matt Van Dyk scored a career-high seven points on 2-of-2 shooting from the floor and 3-of-4 from the line.

// Box Score //

Official Basketball Box Score - Game Totals - Final Statistics													
Rutgers vs Michigan State													
14/17 6:30 pm at East Lansing, Mich. // Breslin Center													
Rutgers 65 • 11-5, 0-3													
##	Player	Total	3-Ptr	Rebounds			PF	TP	A	TO	Blk	Stl	Min
##	Player	FG-FGA	FG-FGA	FT-FTA	Off	Def	Tot						
11	Omoruy, Eugene	1-0	0-0	3-4	3	1	4	2	3	0	2	0	17
33	Fremont, DeShawn	1-3	0-0	1-3	1	2	3	3	7	1	5	0	22
34	Gettys, C.J.	3-5	0-0	4-7	3	0	3	3	10	2	0	2	20
60	Johnson, Nigel	6-12	1-2	2-4	0	1	1	1	15	1	1	0	29
03	Sanders, Corey	9-16	2-3	2-4	0	5	5	1	22	0	3	2	36
02	Doornon, Shaquille	0-1	0-0	0-2	2	0	2	0	0	0	0	0	8
04	Laurent, Jonathan	0-0	0-0	0-1	1	2	3	0	0	0	0	0	4
05	Williams, Mike	1-4	0-1	0-0	0	0	0	2	2	0	0	1	16
15	Dafika, Jake	0-0	0-0	0-0	0	0	0	0	0	1	0	0	12
21	Sa, Candido	1-5	0-0	0-3	1	2	3	1	2	0	1	0	18
32	Diallo, Ibrahima	1-3	0-0	0-2	2	1	3	4	2	1	1	0	12
35	Thiam, Issa	1-4	0-2	0-0	0	3	3	1	2	1	0	0	16
	Team												
	Totals	25-60	3-8	12-27	15	19	34	20	65	7	14	3	8
	FG % 1st Half:	14-32	43.8%	2nd half:	11-28	39.3%	Game:	25-60	41.7%				Deadball
	3FG % 1st Half:	1-3	33.3%	2nd half:	2-5	40.0%	Game:	3-8	37.5%				Rebounds
	FT % 1st Half:	3-9	33.3%	2nd half:	9-18	50.0%	Game:	12-27	44.4%				8
Michigan State 93 • 11-5, 3-0													
##	Player	Total	3-Ptr	Rebounds			PF	TP	A	TO	Blk	Stl	Min
##	Player	FG-FGA	FG-FGA	FT-FTA	Off	Def	Tot						
30	Van Dyk, Matt	1-2	0-0	3-4	3	0	3	2	7	0	1	1	0
44	Ward, Nick	1-2	0-0	5-8	2	4	6	3	15	2	0	4	1
01	Langford, Joshua	0-3	0-0	0-0	1	3	4	3	8	2	0	0	24
65	Winston, Cassius	1-4	0-2	0-0	0	0	0	0	2	2	0	1	20
14	Harris, Eron	7-12	5-8	5-5	0	0	0	1	24	4	0	0	19
00	Ahrens, Kyle	1-3	1-3	0-0	0	3	3	4	3	1	0	0	11
03	Ellis III, Alvin	2-5	1-2	0-0	1	1	2	5	0	1	1	2	15
11	Naim Jr., Lourawls	1-1	0-0	0-2	0	4	4	1	2	3	1	0	1
20	McQuaid, Matt	4-6	2-3	2-2	0	0	0	2	12	2	1	0	19
22	Bridges, Miles	3-5	0-1	0-0	1	5	6	0	6	2	2	2	17
25	Garris, Kenny	4-4	0-0	1-1	0	6	6	3	9	1	1	2	15
40	Roy, Greg	0-0	0-0	0-0	0	0	0	0	0	0	0	0	1
41	George, Conner	0-0	0-0	0-0	0	0	0	0	0	1	1	0	2
	Team												
	Totals	33-57	11-22	16-22	7	27	34	22	93	26	11	10	6
	FG % 1st Half:	12-27	44.4%	2nd half:	21-30	70.0%	Game:	33-57	57.9%				Deadball
	3FG % 1st Half:	5-12	41.7%	2nd half:	6-10	60.0%	Game:	11-22	50.0%				Rebounds
	FT % 1st Half:	13-17	76.5%	2nd half:	3-5	60.0%	Game:	16-22	72.7%				4
Officials: Lamont Simpson, Eric Curry, Edwin Young Technical fouls: Rutgers-None, Michigan State-None. Attendance: 14797													
Score by periods				1st	2nd	Total							
Rutgers	32	33	65										
Michigan State	42	51	93										
	Points	In	Off	2nd	Fast								
		Paint	T/O	Break	Bench								
		MSU	34	19	14	12	37						
Last FG: RU 2nd 00:20, MSU 2nd 00:58 Largest lead: RU by 6 1st-18:57, MSU by 28 2nd-00:22 RU led for 64:07, MSU led for 34:01, Game was tied for 01:51													
Score tied 3 times. Lead changed - 1 time.													



2016-17 SEASON STATISTICS

	Overall	Home	Away	Neutral
All Games	11-5	8-1	1-1	2-3
Conference	3-0	2-0	1-0	0-0
Non-Conference	8-5	6-1	0-1	2-3

INDIVIDUAL STATISTICS

#	Player	gp-gs	min	Total				3-Point		F-Throw		Rebounds				Other						
				avg	fg-fga	fg%	3fg-fga	3fg%	ft-fa	ft%	off	def	tot	avg	pf	dq	a	to	blk	stl	pts	avg
22	Bridges, Miles	9-8	277	30.8	55-114	.482	15-40	.375	14-26	.538	16	60	76	8.4	16	1	18	29	14	4	139	15.4
44	Ward, Nick	16-4	304	19.0	82-135	.607	0-0	.000	55-102	.539	35	73	108	6.8	38	1	9	23	35	8	219	13.7
14	Harris, Eron	16-13	380	23.8	70-159	.440	32-81	.395	35-46	.761	9	45	54	3.4	27	0	26	26	4	9	207	12.9
05	Winston, Cassius	16-4	335	20.9	43-94	.457	11-31	.355	20-30	.667	4	26	30	1.9	32	1	98	38	3	13	117	7.3
20	McQuaid, Matt	15-11	344	22.9	30-88	.341	21-64	.328	17-23	.739	9	15	24	1.6	37	1	24	13	1	8	98	6.5
01	Langford, Joshua	16-8	306	19.1	36-69	.522	15-34	.441	7-10	.700	9	25	34	2.1	32	1	21	16	1	9	94	5.9
03	Ellis III, Alvin	16-0	240	15.0	28-66	.424	17-44	.386	20-28	.714	6	36	42	2.6	24	0	14	14	5	8	93	5.8
11	Nairn Jr., Lourawls	16-12	388	24.3	25-55	.455	8-20	.400	3-12	.250	2	47	49	3.1	26	0	65	19	2	8	61	3.8
00	Ahrens, Kyle	16-4	167	10.4	18-42	.429	8-28	.286	11-15	.733	4	25	29	1.8	33	0	7	8	0	1	55	3.4
25	Goins, Kenny	16-12	308	19.3	22-39	.564	0-0	.000	10-15	.667	22	59	81	5.1	44	4	8	20	16	2	54	3.4
30	Van Dyk, Matt	16-4	167	10.4	12-21	.571	0-0	.000	9-17	.529	24	20	44	2.8	17	0	11	9	10	4	33	2.1
40	Roy, Greg	4-0	4	1.0	1-3	.333	0-1	.000	1-2	.500	1	0	1	0.3	1	0	0	0	0	0	3	0.8
41	George, Conner	4-0	5	1.3	0-0	.000	0-0	.000	0-0	.000	0	3	3	0.8	0	0	1	1	0	0	0	0.0
Team											13	24	37		2		12					
Total.....		16	3225		422-885	.477	127-343	.370	202-326	.620	154	458	612	38.2	329	9	302	228	91	74	1173	73.3
Opponents.....		16	3225		372-956	.389	103-297	.347	235-334	.704	179	371	550	34.4	330	-	206	188	57	104	1082	67.6

TEAM STATISTICS

TEAM STATISTICS	MSU	OPP
SCORING	1173	1082
Points per game	73.3	67.6
Scoring margin	+5.7	-
FIELD GOALS-ATT	422-885	372-956
Field goal pct	.477	.389
3 POINT FG-ATT	127-343	103-297
3-point FG pct	.370	.347
3-pt FG made per game	7.9	6.4
FREE THROWS-ATT	202-326	235-334
Free throw pct	.620	.704
F-Throws made per game	12.6	14.7
REBOUNDS	612	550
Rebounds per game	38.2	34.4
Rebounding margin	+3.9	-
ASSISTS	302	206
Assists per game	18.9	12.9
TURNOVERS	228	188
Turnovers per game	14.3	11.8
Turnover margin	-2.5	-
Assist/turnover ratio	1.3	1.1
STEALS	74	104
Steals per game	4.6	6.5
BLOCKS	91	57
Blocks per game	5.7	3.6
ATTENDANCE	133173	55518
Home games-Avg/Game	9-14797	2-10360
Neutral site-Avg/Game	-	5-6959

RESULTS

Date	Opponent	Score	Att.
11/11/16	vs Arizona	L 63-65	9475
11/15/16	vs KENTUCKY	L 48-69	19812
11/18/16	MVSU	w 100-53	14797
11/20/16	FLORIDA GULF COAST	w 78-77	14797
11/23/16	vs St. John's	w 73-62	2344
11/24/16	vs Baylor	L 58-73	1597
11/25/16	vs Wichita State	w 77-72	1569
11/29/16	at Duke	L 69-78	9314
12/3/16	ORAL ROBERTS	w 80-76	14797
12/6/16	YOUNGSTOWN STATE	w 77-57	14797
12/10/16	TENNESSEE TECH	w 71-63	14797
12/18/16	NORTHEASTERN	L 73-81	14797
12/21/16	OAKLAND	w 77-65	14797
* 12/27/16	at Minnesota	Wot 75-74	11407
* 12/30/16	NORTHWESTERN	w 61-52	14797
* 1/4/17	RUTGERS	w 93-65	14797

* - Conference game

Score by Periods	1st	2nd	OT	Totals
Michigan State	559	605	9	1173
Opponents	508	566	8	1082



2016-17 STATISTICS - BIG TEN GAMES ONLY

	Overall	Home	Away	Neutral
All Games	11-5	8-1	1-1	2-3
Conference	3-0	2-0	1-0	0-0
Non-Conference	8-5	6-1	0-1	2-3

INDIVIDUAL STATISTICS

#	Player	gp-gs	min	avg	Total		3-Point		F-Throw		Rebounds				pf	dq	a	to	blk	stl	pts	avg
					fg-fga	fg%	3fg-fga	3fg%	ft-fa	ft%	off	def	tot	avg								
44	Ward, Nick	3-3	75	25.0	18-30	.600	0-0	.000	12-25	.480	7	18	25	8.3	6	0	3	4	10	3	48	16.0
03	Ellis III, Alvin	3-0	80	26.7	13-28	.464	5-13	.385	10-14	.714	2	13	15	5.0	6	0	1	4	4	4	41	13.7
14	Harris, Eron	3-1	56	18.7	10-25	.400	5-11	.455	8-8	1.000	1	4	5	1.7	5	0	6	2	0	0	33	11.0
05	Winston, Cassius	3-3	66	22.0	8-18	.444	2-6	.333	1-2	.500	1	3	4	1.3	10	1	20	7	1	3	19	6.3
11	Nairn Jr., Lourawls	3-0	72	24.0	7-15	.467	3-7	.429	1-4	.250	0	13	13	4.3	5	0	8	1	0	1	18	6.0
22	Bridges, Miles	1-0	17	17.0	3-5	.600	0-1	.000	0-0	.000	1	5	6	6.0	0	0	2	2	2	0	6	6.0
20	McQuaid, Matt	3-2	63	21.0	6-15	.400	2-8	.250	3-5	.600	1	2	3	1.0	6	0	6	3	0	3	17	5.7
01	Langford, Joshua	3-3	81	27.0	7-15	.467	2-6	.333	0-0	.000	3	6	9	3.0	7	0	6	2	0	4	16	5.3
30	Van Dyk, Matt	3-3	39	13.0	4-5	.800	0-0	.000	4-6	.667	4	3	7	2.3	6	0	1	3	1	2	12	4.0
25	Goins, Kenny	3-0	44	14.7	5-8	.625	0-0	.000	1-1	1.000	2	12	14	4.7	9	1	1	2	3	0	11	3.7
00	Ahrens, Kyle	3-0	29	9.7	3-8	.375	1-5	.200	1-1	1.000	2	5	7	2.3	11	0	2	2	0	0	8	2.7
40	Roy, Greg	1-0	1	1.0	0-0	.000	0-0	.000	0-0	.000	0	0	0	0.0	0	0	0	0	0	0	0	0.0
41	George, Conner	1-0	2	2.0	0-0	.000	0-0	.000	0-0	.000	0	0	0	0.0	0	0	1	1	0	0	0	0.0
Team											3	5	8				3					
Total.....		3	625		84-172	.488	20-57	.351	41-66	.621	27	89	116	38.7	71	2	57	36	21	20	229	76.3
Opponents.....		3	625		64-166	.386	13-40	.325	50-84	.595	33	74	107	35.7	63	-	31	40	12	18	191	63.7

TEAM STATISTICS

TEAM STATISTICS	MSU	OPP
SCORING	229	191
Points per game	76.3	63.7
Scoring margin	+12.7	-
FIELD GOALS-ATT	84-172	64-166
Field goal pct	.488	.386
3 POINT FG-ATT	20-57	13-40
3-point FG pct	.351	.325
3-pt FG made per game	6.7	4.3
FREE THROWS-ATT	41-66	50-84
Free throw pct	.621	.595
F-Throws made per game	13.7	16.7
REBOUNDS	116	107
Rebounds per game	38.7	35.7
Rebounding margin	+3.0	-
ASSISTS	57	31
Assists per game	19.0	10.3
TURNOVERS	36	40
Turnovers per game	12.0	13.3
Turnover margin	+1.3	-
Assist/turnover ratio	1.6	0.8
STEALS	20	18
Steals per game	6.7	6.0
BLOCKS	21	12
Blocks per game	7.0	4.0
ATTENDANCE	29594	11407
Home games-Avg/Game	2-14797	1-11407
Neutral site-Avg/Game	-	0-0

Score by Periods	1st	2nd	OT	Totals
Michigan State	104	116	9	229
Opponents	100	83	8	191

RESULTS

Date	Opponent		Score	Att.
* 12/27/16	at Minnesota	Wot	75-74	11407
* 12/30/16	NORTHWESTERN	W	61-52	14797
* 1/4/17	RUTGERS	W	93-65	14797
* - Conference game				



GAME-BY-GAME MSU STARTING LINEUPS

Opponent	Guard	Guard	Guard	Forward	Forward	Record w/
vs. Arizona	Nairn Jr.	Harris	McQuaid	Bridges	Goins	0-1
vs. Kentucky	Nairn Jr.	Harris	McQuaid	Bridges	Goins	0-2
MISSISSIPPI VALLEY STATE	Nairn Jr.	Harris	McQuaid	Bridges	Goins	1-2
FLORIDA GULF COAST	Nairn Jr.	Harris	McQuaid	Bridges	Goins	2-2
vs. St. John's	Nairn Jr.	Harris	McQuaid	Bridges	Goins	3-2
vs. Baylor	Nairn Jr.	Harris	Langford	Bridges	Goins	0-1
Wichita State	Nairn Jr.	Harris	Langford	Bridges	Goins	1-1
at Duke	Nairn Jr.	Harris	McQuaid	Bridges	Goins	3-3
ORAL ROBERTS	Nairn Jr.	Harris	McQuaid	Ahrens	Goins	1-0
YOUNGSTOWN STATE	Nairn Jr.	Harris	McQuaid	Ahrens	Goins	2-0
TENNESSEE TECH	Nairn Jr.	Harris	Langford	Ahrens	Goins	1-0
NORTHEASTERN	Nairn Jr.	Harris	Langford	Ahrens	Goins	1-1
OAKLAND	Winston	McQuaid	Langford	Van Dyk	Ward	1-0
at Minnesota	Winston	McQuaid	Langford	Van Dyk	Ward	2-0
NORTHWESTERN	Winston	McQuaid	Langford	Van Dyk	Ward	3-0
RUTGERS	Winston	Harris	Langford	Van Dyk	Ward	1-0
vs. Penn State						
MINNESOTA						
at Ohio State						
at Indiana						
PURDUE						
MICHIGAN						
at Nebraska						
at Michigan						
IOWA						
OHIO STATE						
at Purdue						
NEBRASKA						
WISCONSIN						
at Illinois						
at Maryland						

GAME-BY-GAME INFO

Opponent	Points Leader	Rebounds Leader	Assists Leader	Attendance	FG%
vs. Arizona	Bridges (21)	Goins (8)	Nairn Jr. (4)	9,475	43.5%
vs. Kentucky	Goins/Winston (9)	Bridges (12)	Winston/McQuaid (2)	19,812	32.8%
MISSISSIPPI VALLEY STATE	Bridges (24)	Bridges (11)	Winston (11)	14,797	66.1%
FLORIDA GULF COAST	Harris (31)	Bridges (7)	Nairn Jr. (7)	14,797	51.0%
vs. St. John's	Bridges (22)	Bridges (15)	Nairn Jr. (4)	2,344	43.1%
vs. Baylor	Bridges (15)	Nairn Jr. (6)	Harris (4)	1,597	43.1%
Wichita State	Bridges (21)	Ward (6)	Nairn Jr. (12)	1,569	50.0%
at Duke	Harris (14)	Bridges (9)	Winston (7)	9,314	49.1%
ORAL ROBERTS	Ward (24)	Ward (10)	Winston (9)	14,797	44.4%
YOUNGSTOWN STATE	Langford (15)	Van Dyk (9)	Winston (9)	14,797	50.7%
TENNESSEE TECH	Harris (20)	Ahrens (7)	Winston (9)	14,797	46.8%
NORTHEASTERN	Winston (21)	Ward (7)	Winston (10)	14,797	48.1%
OAKLAND	Ward (25)	Ward (9)	Winston (8)	14,797	47.9%
at Minnesota	Ward (22)	Ward (10)	Winston (6)	11,407	45.5%
NORTHWESTERN	Ellis (16)	Ward (9)	Winston (6)	14,797	42.9%
RUTGERS	Harris (24)	Ward/Bridges/Goins (6)	Winston (8)	14,797	57.9%
vs. Penn State					
MINNESOTA					
at Ohio State					
at Indiana					
PURDUE					
MICHIGAN					
at Nebraska					
at Michigan					
IOWA					
OHIO STATE					
at Purdue					
NEBRASKA					
WISCONSIN					
at Illinois					
at Maryland					

GAME-BY-GAME MSU FIRSTS

Opponent	Points	How	Time	Sub	Time
vs. Arizona	Harris	Jumper	19:24	Ward 17:08	
vs. Kentucky	Goins	Layup	18:44	Winston/Langford	17:48
MISSISSIPPI VALLEY STATE	Bridges	Jumper (in the paint)	16:29	Winston/Ward	16:00
FLORIDA GULF COAST	Harris	Jumper	18:54	Ward	18:46
vs. St. John's	Bridges	3-Pointer	19:20	Ward	17:11
vs. Baylor	Bridges	3-Pointer	17:48	Winston/McQuaid	16:00
vs. Wichita State	Bridges	Layup	19:20	Ward/Winston/McQuaid/Ahrens	15:50
at Duke	Nairn Jr.	Layup	18:35	Langford	17:27
ORAL ROBERTS	Harris	Layup	16:07	Ward	16:51
YOUNGSTOWN STATE	Ahrens	Layup	18:39	Ward	17:11
TENNESSEE TECH	Harris	3-Pointer	19:23	Ellis/Ward/Winston	15:59
NORTHEASTERN	Harris	Free Throw	18:34	McQuaid	17:08
OAKLAND	Ward	Layup	19:24	Goins	16:59
at Minnesota	Ward	Layup	19:03	Ahrens	18:47
NORTHWESTERN	Ward	Layup	19:10	Harris	17:16
RUTGERS	Harris	3-Pointer	18:06	Goins/Bridges/Nairn/Ellis/McQuaid	15:56
vs. Penn State					
MINNESOTA					
at Ohio State					
at Indiana					
PURDUE					
MICHIGAN					
at Nebraska					
at Michigan					
IOWA					
OHIO STATE					
at Purdue					
NEBRASKA					
WISCONSIN					
at Illinois					
at Maryland					

MSU INDIVIDUAL GAME HIGHS

Points	31	Harris, Eron vs Florida Gulf Coast (11/20/16)
	25	Ward, Nick vs Oakland (12/21/16)
	24	Harris, Eron vs Rutgers (1/4/17)
	24	Ward, Nick vs Oral Roberts (12/3/16)
	24	Bridges, Miles vs MVSU (11/18/16)
Field Goals Made	11	Bridges, Miles vs MVSU (11/18/16)
	10	Harris, Eron vs Florida Gulf Coast (11/20/16)
Field Goal Att.	19	Bridges, Miles vs Arizona (11/11/16)
	18	Bridges, Miles vs St. John's (11/23/16)
FG Pct (min 5 made)	1.000 (8-8)	Ward, Nick vs MVSU (11/18/16)
	.875 (7-8)	Winston, Cassius vs Northeastern (12/18/16)
3-Point FG Made	6	Harris, Eron vs Florida Gulf Coast (11/20/16)
	5	Harris, Eron vs Rutgers (1/4/17)
	5	Harris, Eron vs Tennessee Tech (12/10/16)
	5	Harris, Eron vs MVSU (11/18/16)
	5	McQuaid, Matt vs MVSU (11/18/16)
3-Point FG Att.	11	Harris, Eron vs Tennessee Tech (12/10/16)
	9	Harris, Eron vs St. John's (11/23/16)
3-Pt FG Pct (min 2 made)	1.000 (6-6)	Harris, Eron vs Florida Gulf Coast (11/20/16)
	1.000 (2-2)	Winston, Cassius vs Northeastern (12/18/16)
	1.000 (2-2)	Bridges, Miles vs MVSU (11/18/16)
Free Throws Made	11	Ward, Nick vs Oakland (12/21/16)
	8	Ward, Nick vs Oral Roberts (12/3/16)
Free Throw Att.	17	Ward, Nick vs Oakland (12/21/16)
	14	Ward, Nick vs Oral Roberts (12/3/16)
FT Pct (min 3 made)	1.000 (6-6)	Harris, Eron vs Oakland (12/21/16)
	1.000 (6-6)	Harris, Eron vs St. John's (11/23/16)
	1.000 (5-5)	Harris, Eron vs Rutgers (1/4/17)
	1.000 (5-5)	Winston, Cassius vs Oral Roberts (12/3/16)
	1.000 (4-4)	Winston, Cassius vs Tennessee Tech (12/10/16)
	1.000 (4-4)	Goins, Kenny vs Baylor (11/24/16)
	1.000 (3-3)	Ward, Nick vs Baylor (11/24/16)
Rebounds	15	Bridges, Miles vs St. John's (11/23/16)
	12	Bridges, Miles vs KENTUCKY (11/15/16)
Assists	12	Nairn Jr., Lourawls vs Wichita State (11/25/16)
	11	Winston, Cassius vs MVSU (11/18/16)
Steals	3	Harris, Eron vs Oakland (12/21/16)
	3	Winston, Cassius vs MVSU (11/18/16)
Blocked Shots	6	Ward, Nick vs Northeastern (12/18/16)
	4	Ward, Nick vs Rutgers (1/4/17)
	4	Ward, Nick at Minnesota (12/27/16)
Turnovers	9	Bridges, Miles vs KENTUCKY (11/15/16)
	4	Winston, Cassius vs MVSU (11/18/16)
	4	Bridges, Miles vs Arizona (11/11/16)
	4	Nairn Jr., Lourawls vs Arizona (11/11/16)
	4	Harris, Eron vs Arizona (11/11/16)
Minutes	37	Bridges, Miles vs Florida Gulf Coast (11/20/16)
	37	Bridges, Miles vs Arizona (11/11/16)
	36	Ellis III, Alvin at Minnesota (12/27/16)
	35	Bridges, Miles vs St. John's (11/23/16)
	35	Harris, Eron vs Florida Gulf Coast (11/20/16)

OPPONENT GAME HIGHS

Points	26	Motley, Johnathan vs Baylor (11/24/16)
	24	Grayson Allen at Duke (11/29/16)
	23	MONK,MALIK vs KENTUCKY (11/15/16)
	22	Sanders, Corey vs Rutgers (1/4/17)
	21	DONLAN, Matt vs Youngstown State (12/6/16)
	21	Nzekwesi,Emmanuel vs Oral Roberts (12/3/16)
	21	BRISCOE,ISIAH vs KENTUCKY (11/15/16)
Field Goals Made	12	Motley, Johnathan vs Baylor (11/24/16)
	9	Sanders, Corey vs Rutgers (1/4/17)
Field Goal Att.	22	Motley, Johnathan vs Baylor (11/24/16)
	21	Grayson Allen at Duke (11/29/16)
FG Pct (min 5 made)	.857 (6-7)	Lual-Acuil Jr., Jo vs Baylor (11/24/16)
	.833 (5-6)	Frank Jackson at Duke (11/29/16)
3-Point FG Made	7	MONK,MALIK vs KENTUCKY (11/15/16)
	5	Grayson Allen at Duke (11/29/16)
3-Point FG Att.	11	Grayson Allen at Duke (11/29/16)
	11	MONK,MALIK vs KENTUCKY (11/15/16)
3-Pt FG Pct (min 2 made)	1.000 (2-2)	Jeremy Miller vs Northeastern (12/18/16)
	.667 (4-6)	SCOTT Jr, RaySean vs Florida Gulf Coast (11/20/16)
	.667 (2-3)	Sanders, Corey vs Rutgers (1/4/17)
	.667 (2-3)	Nzekwesi,Emmanuel vs Oral Roberts (12/3/16)
	.667 (2-3)	TUCKER, Rayjon vs Florida Gulf Coast (11/20/16)
	.667 (2-3)	Simmons, Kobi vs Arizona (11/11/16)
	.667 (2-3)	Markkanen, Lauri vs Arizona (11/11/16)
Free Throws Made	10	Devon Begley vs Northeastern (12/18/16)
	8	Simmons, Kobi vs Arizona (11/11/16)
Free Throw Att.	13	Murphy, Jordan vs Minnesota (12/27/16)
	10	Devon Begley vs Northeastern (12/18/16)
	10	Simmons, Kobi vs Arizona (11/11/16)
FT Pct (min 3 made)	1.000 (10-10)	Devon Begley vs Northeastern (12/18/16)
	1.000 (7-7)	Bradley, Jalen vs Oral Roberts (12/3/16)
	1.000 (6-6)	REAVES, Austin vs Wichita State (11/25/16)
	1.000 (6-6)	FOX,DE'AARON vs KENTUCKY (11/15/16)
	1.000 (5-5)	BRISCOE,ISIAH vs KENTUCKY (11/15/16)
	1.000 (4-4)	Curry, Eric at Minnesota (12/27/16)
	1.000 (4-4)	HAYES, Jalen vs Oakland (12/21/16)
	1.000 (4-4)	JUGOVIC, Aleksa vs Tennessee Tech (12/10/16)
	1.000 (4-4)	SMITH, Daishon vs Wichita State (11/25/16)
	1.000 (4-4)	Allen, Kadeem vs Arizona (11/11/16)
	1.000 (3-3)	CLARK, Stevie vs Oakland (12/21/16)
	1.000 (3-3)	MACK, Kajon vs Tennessee Tech (12/10/16)
	1.000 (3-3)	DONLAN, Matt vs Youngstown State (12/6/16)
	1.000 (3-3)	Martin,Kris vs Oral Roberts (12/3/16)
Rebounds	21	Murphy, Jordan at Minnesota (12/27/16)
	13	Nzekwesi,Emmanuel vs Oral Roberts (12/3/16)
	13	Amile Jefferson at Duke (11/29/16)
Assists	8	Lecomte, Manu vs Baylor (11/24/16)
	8	Wainright, Ishmail vs Baylor (11/24/16)
Steals	4	Matt Jones at Duke (11/29/16)
	4	TERRELL, Christian vs Florida Gulf Coast (11/20/16)
Blocked Shots	4	YAKWE, Kassoum vs St. John's (11/23/16)
	3	HILL-MAIS, Xavier vs Oakland (12/21/16)
	3	WILLIAMS, Rahim vs Youngstown State (12/6/16)



TEAM SUPERLATIVES

MICHIGAN STATE

HIGH

LOW

Points	100 vs. MVSU (11/18)	48 vs. Kentucky (11/15)
First-Half Points	48 vs. MVSU (11/18)	26 vs. Kentucky (11/15)
Second-Half Points	52 vs. MVSU (11/18)	22 vs. Kentucky (11/15)
Winning Margin	47 vs. MVSU (11/18)	1 vs. FGCU (11/20)
Field Goals	39 vs. MVSU (11/18)	20 vs. Kentucky (11/15)
Field Goal Attempts	67 vs. Youngstown State (12/6)	47 vs. Tennessee Tech (12/10)
Field Goal Percentage	.661 vs. MVSU (11/18)	.328 vs. Kentucky (11/15)
3-Point Field Goals	16 vs. MVSU (11/18)	4 vs. Northwestern (12/30)
3-Point Field Goal Attempts	28 vs. MVSU (11/18)	16 (3x), Last vs. Oakland (12/21)
3-Point Field Goal Percentage (min. 10 att.)	.571 vs. MVSU (11/18)	.192 vs. Kentucky (11/15)
Free Throws Made	25 vs. Oral Roberts (12/3)	1 vs. Youngstown State (12/6)
Free Throw Attempts	37 vs. Oakland (12/21)	6 vs. Youngstown State (12/6)
Free Throw Percentage (min. 10 att.)	.735 vs. Oral Roberts (12/3)	.455 at Minnesota (12/27)
Rebounds	53 vs. St. John's (11/23)	29 (2x), Last. vs. Baylor (11/24)
Offensive Rebounds	14 vs. Youngstown State (12/6)	3 vs. Baylor (11/24)
Defensive Rebounds	41 vs. St. John's (11/23)	22 vs. Arizona (11/11)
Personal Fouls	31 at Minnesota (12/27)	15 (3x), Last vs. Youngstown State (12/6)
Assists	33 vs. MVSU (11/18)	9 vs. Kentucky (11/15)
Turnovers	20 vs. Kentucky (11/15)	10 vs. Oral Roberts (12/3)
Blocked Shots	10 vs. Rutgers (1/4)	1 (2x), Last vs. Duke (11/29)
Steals	11 vs. Oakland (12/21)	0 vs. Kentucky (11/15)

OPPONENTS

HIGH

LOW

Points	81 vs. Northeastern (12/18)	52 vs. Northwestern (12/30)
First-Half Points	39 at Minnesota (12/27)	23 vs. MVSU (11/18)
Second-Half Points	45 vs. Northeastern (12/18)	23 vs. Northwestern (12/30)
Winning Margin	21 vs. Kentucky (11/15)	2 vs. Arizona (11/11)
Field Goals	30 (2x), Last vs. Duke (11/29)	19 vs. Northwestern (12/30)
Field Goal Attempts	67 vs. MVSU (11/18)	52 (2x), Last vs. Tennessee Tech (12/10)
Field Goal Percentage	.469 vs. Baylor (11/24)	.308 vs. St. John's (11/23)
3-Point Field Goals	11 vs. Northeastern (12/18)	3 (2x) Last vs. Rutgers (1/4)
3-Point Field Goal Attempts	26, vs. Duke (11/29)	8 vs. Rutgers (1/4)
3-Point Field Goal Percentage (min. 10 att.)	.478 vs. Northeastern (12/18)	.231 at Minnesota (12/27)
Free Throws Made	31 at Minnesota (12/27)	4 vs. MVSU (11/18)
Free Throw Attempts	45 at Minnesota (12/27)	7 vs. MVSU (11/18)
Free Throw Percentage (min. 10 att.)	.857 vs. Oral Roberts (12/3)	.444 vs. Rutgers (1/4)
Rebounds	46 at Minnesota (12/27)	22 vs. MVSU (11/18)
Offensive Rebounds	16 (2x), Last vs. Oakland (12/21)	6 vs. Northwestern (12/30)
Defensive Rebounds	34 at Minnesota (12/27)	10 vs. MVSU (11/18)
Personal Fouls	29 vs. Oakland (12/21)	8 vs. Baylor (11/24)
Assists	24 vs. Baylor (11/24)	7 (2x), Last vs. Rutgers (1/4)
Turnovers	21 vs. Oakland (12/21)	6 (2x), Last vs. St. John's (11/23)
Blocked Shots	8 (2x), Last at Minnesota (12/27)	1 (2x), Last vs. Northwestern (12/30)
Steals	12 vs. Arizona (11/11)	2 (2x), Last vs. Youngstown State (12/6)

INDIVIDUAL POINTS-REBOUNDS-ASSISTS

Opponent	0-Ahrens	1-Langford	3-Ellis III	5-Winston	11-Nairn Jr.	14-Harris	20-McQuaid	22-Bridges	25-Goins	30-Van Dyk	40-Roy	41-George	44-Ward
vs Arizona	0-0-0	5-0-1	3-2-3	0-1-3	5-3-4	7-2-0	9-1-2	21-7-2	4-8-0	0-0-0	--	--	9-4-0
vs. Kentucky	0-0-0	5-5-1	4-2-0	9-2-2	2-2-1	2-3-1	3-1-2	6-12-1	9-8-0	0-0-0	--	--	8-6-1
MVSU	9-2-0	3-2-2	3-2-1	2-1-11	0-3-7	19-2-1	15-0-3	24-11-6	2-7-1	4-1-0	1-1-0	0-2-0	18-8-1
FGCU	0-0-0	8-3-2	3-0-0	7-3-5	2-1-7	31-4-0	0-3-4	13-7-3	0-2-0	5-1-0	--	--	9-5-0
vs. St. John's	0-0-0	0-0-0	4-3-1	5-0-2	13-1-4	14-7-2	4-3-1	22-15-3	0-3-0	2-4-3	--	--	9-10-0
vs. Baylor	3-2-2	6-2-2	0-1-0	5-1-1	5-6-3	3-4-4	8-1-0	15-5-1	4-3-2	2-0-2	--	--	7-2-0
Wichita State	0-1-0	3-0-0	7-3-2	7-2-2	0-5-12	13-4-4	13-5-0	21-4-0	0-1-0	0-3-0	--	--	13-6-0
at Duke	0-3-1	7-4-0	0-2-1	4-2-7	4-6-3	14-3-2	8-1-0	11-9-0	10-5-1	0-0-0	--	--	11-3-1
ORU	6-4-1	9-0-0	8-4-1	15-4-9	4-1-2	12-3-1	2-1-0	--	0-6-1	0-3-1	--	--	24-10-3
YSU	4-2-1	15-2-3	3-1-3	8-4-9	4-3-7	13-7-1	11-4-1	--	2-6-2	2-9-1	2-0-0	0-1-0	13-8-0
TENNESSEE TECH	9-7-0	10-4-3	7-2-0	6-2-9	4-3-5	20-2-2	--	--	3-5-0	2-3-0	--	--	10-5-0
NORTHEASTERN	9-1-0	2-2-1	2-1-0	21-1-10	0-1-1	11-5-1	4-1-3	--	6-5-0	3-6-1	0-0-0	0-0-0	15-7-0
OAKLAND	7-0-0	5-1-0	8-4-1	9-3-8	0-1-1	15-3-1	4-0-2	--	3-8-0	1-7-2	--	--	25-9-0
at Minnesota	2-3-1	6-1-2	20-6-1	2-2-6	13-4-3	5-3-1	2-1-2	--	0-2-0	3-3-1	--	--	22-10-0
NORTHWESTERN	3-1-0	2-4-2	16-8-0	15-2-6	3-5-2	4-2-1	3-2-2	--	2-6-0	2-1-0	--	--	11-9-1
RUTGERS	3-3-1	8-4-2	5-1-0	2-0-8	2-4-3	24-0-4	12-0-2	6-6-2	9-6-1	7-3-0	0-0-0	0-0-1	15-6-2
vs. Penn State													
MINNESOTA													
at Ohio State													
at Indiana													
PURDUE													
MICHIGAN													
at Nebraska													
at Michigan													
IOWA													
OHIO STATE													
at Purdue													
NEBRASKA													
WISCONSIN													
at Illinois													
at Maryland													

SPECIALTY STATS

Opponent	Points off TO (MSU-Opp.)	Points In Paint (MSU-Opp.)	2nd Chance Points (MSU-Opp.)	Fast Break Points (MSU-Opp.)	Bench Points (MSU-Opp.)	Largest Lead	Largest Deficit	Lead Changes	Ties
vs. Arizona	12-26	15-10	30-26	4-6	17-28	15	9	7	4
vs. Kentucky	12-24	8-11	24-24	4-12	26-7	3	23	1	0
Miss. Valley State	12-9	42-16	18-9	30-4	40-30	50	--	0	2
FLORIDA GULF COAST	14-11	22-40	9-24	23-7	32-24	9	4	4	7
vs. St. John's	4-5	28-14	12-7	7-2	20-13	15	8	6	4
vs. Baylor	7-19	22-44	4-14	11-10	25-9	10	20	2	3
vs. Wichita State	8-11	24-26	9-13	6-4	40-57	18	3	8	7
at Duke	11-19	38-38	2-16	4-2	22-4	4	14	9	12
ORAL ROBERTS	13-8	32-26	10-17	16-2	56-0	7	7	13	6
YOUNGSTOWN STATE	24-19	34-12	20-10	23-7	43-9	22	2	1	1
TENNESSEE TECH	15-11	20-26	6-6	21-12	25-17	18	--	0	0
NORTHEASTERN	12-17	36-26	6-10	12-2	45-15	6	12	3	9
OAKLAND	14-20	22-26	14-14	13-5	33-18	13	3	3	4
at Minnesota	14-10	42-30	12-9	8-7	40-10	3	15	12	9
NORTHWESTERN	9-14	28-22	5-2	18-2	28-11	10	--	0	0
RUTGERS	19-13	34-38	14-15	12-16	37-8	28	6	1	2
vs. Penn State									
MINNESOTA									
at Ohio State									
at Indiana									
PURDUE									
MICHIGAN									
at Nebraska									
at Michigan									
IOWA									
OHIO STATE									
at Purdue									
NEBRASKA									
WISCONSIN									
at Illinois									
at Maryland									
Totals	12.5-14.8	29.9-27.1	10.2-11.7	13.2-6.2	33.1-16.2				

GM 17 // PENN STATE

GAME-BY-GAME COMPARISON

	Pts.	1st	2nd	OT	FG-A	Pct.	3FG-A	Pct.	FT-A	Pct.	Off-Def-Tot	PF	A	TO	BLK	ST
Arizona	65	34	31	--	20-52	.385	5-14	.357	20-27	.741	12-22-34	23	7	14	2	12
vs. Michigan State	63	30	33	--	25-58	.431	8-25	.320	5-9	.556	12-22-34	30	15	18	1	4
Kentucky	69	34	35	--	23-60	.383	7-21	.333	16-20	.800	9-31-40	16	17	14	8	8
vs. Michigan State	48	26	22	--	20-61	.328	5-26	.192	3-9	.333	13-31-44	20	9	20	4	0
Miss. Valley State	53	23	30	--	22-67	.328	5-16	.313	4-7	.571	12-10-22	15	13	6	3	8
vs. Michigan State	100	48	52	--	39-59	.661	16-28	.571	6-10	.600	12-34-46	15	33	14	4	6
Florida Gulf Coast	77	36	41	--	29-64	.453	8-17	.471	11-17	.647	14-27-41	28	16	13	2	8
vs. Michigan State	78	38	40	--	25-49	.510	9-17	.529	19-33	.576	6-23-29	18	21	12	8	3
St. John's	62	29	33	--	20-65	.308	8-22	.364	14-19	.737	7-26-33	24	8	6	6	2
vs. Michigan State	73	32	41	--	25-58	.431	9-24	.375/	14-22	.636	12-41-53	19	16	14	4	1
Baylor	73	30	43	--	30-64	.469	5-16	.313	8-11	.727	9-27-36	15	24	7	6	5
vs. Michigan State	58	33	25	--	22-51	.431	7-23	.304	7-9	.778	3-26-29	8	17	14	2	3
Wichita State	72	29	43	--	22-62	.355	5-22	.227	23-30	.767	16-21-37	20	9	7	1	8
vs. Michigan State	77	39	38	--	26-52	.500	11-25	.440	14-21	.667	8-28-36	25	20	15	6	2
Michigan State	69	35	34	--	27-55	.491	5-16	.269	10-14	.714	8-31-39	20	16	18	1	3
at Duke	78	35	43	--	30-66	.455	7-26	.313	11-20	.550	11-22-33	16	14	9	3	8
Oral Roberts	76	33	43	--	25-65	.385	8-18	.444	18-21	.857	14-24-38	13	25	10	4	4
vs. Michigan State	80	34	46	--	24-54	.444	7-20	.350	25-34	.735	11-26-37	19	19	10	8	4
Youngstown State	57	30	27	--	20-61	.328	8-24	.333	9-11	.818	10-22-32	14	15	12	3	2
vs. Michigan State	77	37	40	--	34-67	.507	8-25	.320	1-6	.167	14-33-47	15	28	12	8	7
Tennessee Tech	63	27	36	--	21-52	.404	5-14	.357	16-22	.727	8-22-30	28	12	14	4	5
vs. Michigan State	71	37	34	--	22-47	.468	10-25	.400	17-30	.567	8-26-34	22	19	13	6	3
Northeastern	81	36	45	--	25-55	.455	11-23	.478	20-24	.833	8-25-33	24	17	15	2	5
vs. Michigan State	73	32	41	--	26-54	.481	5-16	.313	16-26	.615	8-23-31	22	17	14	7	7
Oakland	65	32	33	--	21-57	.368	8-24	.333	15-21	.714	16-18-34	29	10	21	5	11
vs. Michigan State	77	34	43	--	23-48	.479	7-16	.438	24-37	.649	12-25-37	25	15	18	7	11
Michigan State	75	26	40	9	30-66	.455	5-18	.278	10-22	.455	10-29-39	31	17	12	7	9
at Minnesota	74	39	27	8	20-53	.377	3-13	.231	31-45	.689	12-34-46	20	11	15	8	5
Northwestern	29	23	52	--	19-53	.358	7-19	.368	7-12	.583	6-21-27	23	13	11	1	5
vs. Michigan State	36	25	61	--	21-49	.429	4-17	.235	15-22	.682	10-33-43	18	14	13	4	5
Rutgers	32	33	65	--	25-60	.417	3-8	.375	12-27	.444	15-19-34	20	7	14	3	8
vs. Michigan State	42	51	93	--	33-57	.579	11-22	.500	16-22	.727	7-24-34	22	26	11	10	6
Michigan State																
vs. Penn State																
Minnesota																
vs. Michigan State																
Michigan State																
at Ohio State																
Michigan State																
at Indiana																
Purdue																
vs. Michigan State																
Michigan																
vs. Michigan State																
Michigan State																
at Nebraska																
Michigan State																
at Michigan																
Iowa																
vs. Michigan State																
Ohio State																
vs. Michigan State																
Michigan State																
at Purdue																
Nebraska																
vs. Michigan State																
Wisconsin																
vs. Michigan State																
Michigan State																
at Illinois																
Michigan State																
at Maryland																

THE LAST TIME

SCORING

Player scored 30 points:

Eron Harris vs. Florida Gulf Coast (11/20/16) scored 31 points

Player scored 35 points:

Adreian Payne vs. Delaware (3/20/2014) scored 41 points

Player scored 40 points:

Adreian Payne vs. Delaware (3/20/2014) scored 41 points

Player scored 45 points:

Scott Skiles vs. Minnesota (1/18/1986) scored 45 points

Scored 20 points in a half:

Miles Bridges vs. MVSU (11/18/16) scored 21 in the first half

Scored 20 points in three straight games:

Denzel Valentine (20 vs. Rutgers - 1/31/16, 21 at Michigan - 2/6/16, 27 at Purdue - 2/9/16, 30 vs. Indiana, 2/14/16, 24 vs. Wisconsin - 2/18/16)

Three players with 20 points:

12/21/2005 at UW-Green Bay (Shannon Brown - 26 pts., Maurice Ager - 25 pts., Paul Davis - 25 pts.)

Five players in double figures:

3/2/16 at Rutgers (3/2) - (Bryn Forbes - 33, Matt Costello- 10, Eron Harris - 15, Denzel Valentine - 14, Marvin Clark Jr. - 10)

Six players in double figures:

3/15/2014 vs. Wisconsin (Adreian Payne - 18 pts., Keith Appling - 10 pts., Gary Harris - 12 pts., Branden Dawson - 14 pts., Denzel Valentine - 12 pts., Travis Trice - 11 pts.)

Team scored 100 points:

100 points vs. Mississippi Valley State (11/18/2016)

Team scored 100 points/Big Ten game:

103 points vs. Indiana (3/2/2008)

Team scored less than 20 points in a half:

14 vs. Maryland (12/30/2014)

Team scored less than 15 points in a half:

14 vs. Maryland (12/30/2014)

Team scored less than 50 points in a game:

48 points vs. Kentucky (11/16/16)

Team scored less than 40 points in a game:

36 points vs. Iowa (1/12/2008)

FIELD GOALS

Player made 10 field goals:

Eron Harris made 10-of-15 vs. Florida Gulf Coast (11/20/16)

Player made 15 field goals:

Shawn Respert vs. Iowa (3/8/1995) made 15 field goals

Player made 20 field goals:

Scott Skiles vs. Minnesota (1/18/1986) made 20 field goals

Player attempted 20 field goals:

Denzel Valentine at Purdue (2/9/2016) attempted 23 field goals

Player shot 1.000 pct from the field (min. 10 attempts):

Alan Anderson vs. Wisconsin (2/24/2005) went 10-of-10

Team shot 60 percent in a half:

.700 in the second half vs. Rutgers (1/4/17)

Team shot 70 percent in a half:

.700 in the second half vs. Rutgers (1/4/17)

Team shot 60 percent in both halves:

11/18/16 vs. Mississippi Valley State (.633 - .690)

Team shot 60 percent in a game:

.661 (39-59) vs. Mississippi Valley State (11/18/16)

Team shot 65 percent in a game:

.661 (39-59) vs. Mississippi Valley State (11/18/16)

Team shot 70 percent in a game:

.733 (33-45) vs. Ohio State (2/7/2004)

Team shot under 25 percent in a half:

.208 (5-24) vs. Maryland (12/30/2014)

Team shot under 40 percent in a game:

.328 vs. Kentucky (11/16/2016)

Team shot under 30 percent in a game:

.286 (14-49) vs. Louisville (3/22/12)

3-POINT FIELD GOALS

Player made five 3-pointers:

Eron Harris made 5-of-8 vs. Rutgers (1/4/17)

Player made six 3-pointers:

Eron Harris made 6-of-6 vs. Florida Gulf Coast (11/20/16)

Player made seven 3-pointers:

Bryn Forbes made 11-of-16 at Rutgers (3/2/2016)

Player made eight 3-pointers:

Bryn Forbes made 11-of-16 at Rutgers (3/2/2016)

Player made 10 3-pointers:

Bryn Forbes made 11-of-16 at Rutgers (3/2/2016)

Player attempted 10 3-pointers:

Eron Harris made 5-of-11 vs. Tennessee Tech (12/10/16)

Player attempted 15 3-pointers:

Bryn Forbes made 11-of-16 at Rutgers (3/2/2016)

Team did not make a 3-pointer:

2/12/2008 at Purdue (0-of-5)

Team attempted 25 3-pointers:

12/10/2016 vs. Tennessee Tech (10-of-25)

Team attempted 30 3-pointers:

1/31/2016 vs. Rutgers (17-of-32)

Team shot 50 percent 3FGs (min. 10 att.):

11/20/16 vs. Florida Gulf Coast (9-of-17, .529)

FREE THROWS

Player made 10 for 10 or better:

Adreian Payne vs. Delaware (3/20/2014) 17-of-17

Player made at least 10 free throws:

Nick Ward made 11-of-17 vs. Oakland (12/21/2016)

Team shot 90 percent FTs:

.933 vs. Maryland (3/12/16) 14-of-15

Team shot under 50 percent FTs:

.455 at Minnesota (12/27/16) 5-of-11

Team made less than five FTs:

1 vs. Youngstown State (12/6/2016) 1-of-6

Team attempted 40 FTs:

42 vs. Oakland (12/22/2015) 29-of-42

Team attempted five or less FTs:

4 at Northwestern (1/28/2016) 4-of-4

REBOUNDS

Player had 15 rebounds:

Miles Bridges vs. St. John's (11/23/2016) 15 rebounds

Player had 20 rebounds:

Goran Suton vs. Oakland (11/24/2007) 20 rebounds

Player had 25 rebounds:

Greg Kelsner vs. Wisconsin (1/23/1976) 27 rebounds

Player had 10+ rebounds in 3-straight games:

Matt Costello - 13 at Wisconsin (1/17/16), 10 vs. Nebraska (1/20/16) and 12 vs. Maryland (1/23/16)

Two players had double-figure rebounds:

Miles Bridges (15) and Nick Ward (10) vs. St. John's (11/23/16)

Team had 50 rebounds:

53 vs. St. John's (11/23/16)

Team had 60 rebounds:

66 vs. McNeese State (11/08/2013)

Team had +20 rebound margin:

+20 (53-33) vs. St. John's (11/23/16)

DOUBLE-DOUBLES**Points & Rebounds:**

Nick Ward at Minnesota (12/27/2016) - 22 pts., 10 rebs.

Points & Assists:

Cassius Winston vs. Northeastern (12/18/2016) - 21 pts., 10 assists

Consecutive Games:

Denzel Valentine vs. Maryland (3/12/2016) - 18 pts., 10 ast. / vs. Purdue (3/13/2016) - 15 pts., 10 rebs.

Three Consecutive Games:

Matt Costello at Penn State (10 pts., 11 reb.), at Rutgers (10 pts., 15 reb.) and vs. Ohio State (15 pts., 11 reb.) - 2/28/2016 - 3/2/2016 - 3/5/2016

Two Players in Same Game:

Matt Costello 15 pts., 11 rebs. / Denzel Valentine 27 pts., 13 ast. vs. Ohio State (3/5/2016)

Three Players in Same Game:

Adreian Payne (10 pts., 10 rebounds), Gary Harris (20 pts., 10 rebounds), Branden Dawson (12pts., 12 rebounds) vs. McNeese State - 11/8/2013

OVERTIME**MSU won an overtime game:**

75-74 OT at Minnesota (12/27/16)

MSU lost an overtime game:

82-81 OT at Purdue (2/9/2016)

TRIPLE-DOUBLES

Denzel Valentine vs. Boston College (11/26/2015) 29 points, 11 rebounds, 10 assists

ASSISTS**Player had 10 assists:**

Cassius Winston vs. Northeastern (12/18/16) - 10

Player had 12 assists:

Tum Tum Nairn Jr. vs. Wichita State (11/25/16) - 12

Player had 15 assists:

Mateen Cleaves vs. Michigan (3/4/2000) 20 assists

Player had 20 assists:

Mateen Cleaves vs. Michigan (3/4/2000) 20 assists

Player had double digit assists in consecutive games:

Denzel Valentine (10 at Purdue - 2/9/2016), (13 vs. Indiana - 2/14/2016), (10 vs. Wisconsin - 2/18/16)

Team had 30 assists:

33 vs. Mississippi Valley State (11/18/16)

Team had 35 assists:

35 vs. Nebraska-Omaha (12/04/2011)

BLOCKS**Player blocked five shots:**

Nick Ward blocked six vs. Northeastern (12/18/16)

Team blocked 10 shots:

10 vs. Rutgers (1/4/17)

STEALS**Player had five steals:**

Branden Dawson (5) vs. Iowa - 3/6/2014

Team had 10 steals:

11 vs. Oakland (12/21/2016)

Team had 15 steals:

16, vs. Wisconsin (3/7/2013)

TURNOVERS**Team committed 20 or more turnovers:**

20 vs. Kentucky - (11/15/16)

Team committed 25 or more turnovers:

27 vs. Arizona - 11/23/2005

Team committed five or fewer turnovers:

5 vs. Oklahoma - 3/27/2015

Team committed 10 or fewer turnovers:

10 vs. Oral Roberts - 12/3/2016

MISCELLANEOUS**Player led MSU in points, rebounds and assists:**

Denzel Valentine vs. Purdue (3/13/16) 15 pts., 10 reb., 9 ast.

Player hit last-second shot to win a game:

Denzel Valentine vs. Ohio St (2/14/15) game winning 3-pt w/ 0:03.2 left in game

Player played every minute:

Keith Appling vs. Boise State - 11/20/2012