



2022-23 LADY LION BASKETBALL

UNLEASH
THE PRIDE

GAME 19 | PENN STATE VS MINNESOTA | JANUARY 18, 2023 | BRYCE JORDAN CENTER

2022-23 SCHEDULE

Date Opponent (Broadcast) Time/Result

NOVEMBER

9	Norfolk State (B1G+)	W, 67-61
11	Fairfield (B1G+)	W, 77-49
15	Youngstown State (B1G+)	W, 77-63
18	Bryant (B1G+)	W, 96-33
21	Syracuse (B1G+)	W, 82-69
25	vs. Toledo! (FloHoops)	W, 60-59
26	at Fresno State! (FloHoops)	W, 68-49
30	Virginia (B1G/ACC Challenge) (B1G+)	L, 89-68

DECEMBER

3	at Minnesota (Big Ten Network)	L, 98-96 (2OT)
8	#4/3 Indiana (B1G+)	L, 67-58
11	West Virginia (B1G+)	W, 69-57
18	at Drexel (FloHoops)	L, 86-82 (OT)
21	Cornell (B1G+)	W, 79-48
30	Rutgers (B1G+)	W, 90-72

JANUARY

3	at #14/19 Michigan* (B1G+)	L, 82-72
7	Purdue (B1G+)	W, 70-60
11	at Nebraska (B1G+)	L, 80-51
14	at #12/9 Iowa* (Big Ten Network)	L, 108-67
18	Minnesota (B1G+)	7 p.m.
22	Wisconsin (Big Ten Network)	5 p.m.
26	at Rutgers (B1G+)	7 p.m.
30	at #11/11 Maryland (Big Ten Network)	6 p.m.

FEBRUARY

2	Northwestern (B1G+)	7 p.m.
5	#10/9 Iowa (Big Ten Network)	12 p.m.
12	at Michigan State (B1G+)	3 p.m.
16	#2/2 Ohio State (B1G+)	7 p.m.
19	at #21/23 Illinois (B1G+)	3 p.m.
22	at Purdue (B1G+)	7 p.m.
25	Michigan State (B1G+)	2 p.m.

MARCH

1-5	Big Ten Tournament!	TBD
-----	---------------------	-----

* Big Ten Opponent

! Daytona Beach Invitational (Daytona Beach, Fla.)

^ ACC/Big Ten Challenge

! Big Ten Tournament (Minneapolis)

All times Eastern Standard Time

STRATEGIC COMMUNICATIONS

WBB Primary Contact..... Korey Blucas
 Office Phone.....814-865-1757
 Cell Phone.....724-799-4480
 Email.....kvb5992@psu.edu

WBB Secondary Contact.....Krista Pylant
 Email.....kqp5592@psu.edu



PENN STATE LADY LIONS

(11-7, 2-5 B1G)

vs.

MINNESOTA GOLDEN GOPHERS

(8-10, 1-6 B1G)



VIDEO | BIG+

RADIO | Penn State Sports Network - 93.3 FM & 1390 AM - Justin Antweil & Joe Putnam

ONLINE | Links to live video, live audio and live stats available at GoPSUSports.com

OPENING TIP

- Penn State is coming off a 108-67 loss at then-No. 12/9 Iowa Saturday.
- Shay Ciezki led the team in scoring (20 points), rebounding (seven) and assists (three).
- Starting in every contest after the first game, Shay Ciezki has averaged 11.2 points, 2.7 assists, 2.1 three-pointers and 1.3 steals per game while shooting 40.0% from three.
- This year Makenna Marisa leads the team in scoring (17.7 ppg), assists (4.1 per game), made threes (38) and three-point percentage (40.4%) in addition to 4.6 rebounds and 1.9 steals per game.
- Ranking 13th in program history in career scoring (1,562 points), she needs 58 more to pass Andrea Garner (1997-2000, 1,619) for 12th.
- Leilani Kapinus leads the Big Ten in steals (57) (eighth nationally) while also averaging 11.6 points, 5.9 rebounds, 2.6 assists and 0.9 blocks per game.
- Penn State ranks in the nation eighth in steals per game (12.3), 16th in turnovers forced per game (21.3), 49th in three-point percentage (34.8), 55th in assists per game (15.8), 56th in turnover margin (3.8), 58th in scoring offense (73.8 points per game) and 67th in field goal percentage (43.7).
- Penn State owns wins over four reigning conference champions: Norfolk State (MEAC), Fairfield (MAAC), Youngstown State (Horizon League) and Toledo (MAC).

LAST GAME'S STARTERS



#4 Shay Ciezki PPG RPG APG MPG
 Fr. | G | 5-7 11.2 2.2 2.7 29.4



#5 Leilani Kapinus PPG RPG APG MPG
 R-So. | G | 5-10 11.6 5.9 2.6 27.4



#10 Chanaya Pinto PPG RPG APG MPG
 Sr. | F | 6-1 5.6 4.4 1.6 21.2



#20 Makenna Marisa PPG RPG APG MPG
 Sr. | G | 5-11 17.7 4.6 4.1 34.7



#24 Alexa Williamson PPG RPG APG MPG
 Gr. | F | 6-2 6.4 2.9 0.7 17.7

PENN STATE RESERVES

No.	Name	Pos.	Ht.	Cl.	PPG	RPG	APG	MPG
1	Ali Brigham	F	6-4	Jr.	3.6	2.6	1.1	10.6
11	Anna Camden	F	6-3	Sr.	2.9	1.2	0.9	16.1
23	Tanyah Thompson	G	5-11	Sr.	7.6	1.9	0.5	18.9
33	Johnasia Cash	F	6-3	Gr.	3.7	4.7	0.8	13.2

GAME 19 | PENN STATE VS MINNESOTA | JANUARY 18, 2023 | BRYCE JORDAN CENTER

ONE OF THE TOP POINT GUARDS IN THE NATION

- Senior Makenna Marisa was one of 20 point guards selected to the Nancy Lieberman Award Watch List heading into the season and named to the All-Big Ten Preseason Team by the coaches and media.
- This year she leads the team in scoring (17.7 ppg), assists (4.1 per game), made three's (38) and three-point percentage (40.4%) in addition to 4.6 rebounds and 1.9 steals per game.
- She has recorded 72 double-digit scoring games and 31 20-point games with seven this year.
- A 35-game streak of consecutive double-digit games that started at the beginning of last season ended Nov. 26 against Fresno State.
- She has recorded seven career 25+ points and 5+ assists games, the 10th most in the Big Ten since 2009-2010 (courtesy of Her Hoop Stats).
- With 1,562 career points, she is 13th in school history.
- Starting this season ranked 24th, she needs 58 more to pass Andrea Garner (1997-2000, 1,619 points) for 12th.
- In program history she also ranks tied for third in 30-point games (seven), fifth in career free throw percentage (82.1%), eighth in career three-point field goals made (162), tied for eighth in career scoring average (15.5 ppg), tied for ninth in career double-digit assist games (three) and 13th in career assists (385).
- In the nation, she ranks 21st in career assists, 26th in career free throw percentage and 54th in career points.
- For the 2022-23 season, she ranks in the nation 39th in made field goals (117), 41st in points (318), 60th in three-point percentage (40.4), 73rd in minutes per game (34.7), 79th in assists (73) and 90th in three's made (38).
- In the Big Ten she is third in minutes per game, sixth in points, seventh in three-point percentage, tied for eighth in assists and steals, ninth in three-pointers made, 15th in free throw percentage (75.4) and assist/turnover ratio (1.4) and 17th in field goal percentage (41.5).
- In the win over Rutgers, she produced a game-high 32 points with four made three-pointers and six free throws in addition to five rebounds.
- In the home win over Purdue, she produced 24 points, eight boards and six dimes and went 3-6 from three.
- At Drexel in the second to last game played, she notched one of the best games in her career, pouring in 28 points off 10-16 shooting from the field, including tying a career-high seven made three's, along with five assists, three boards and a steal.
- In the Big Ten-opener at Minnesota she recorded one of the best games as a Lady Lion, recording a career-high 34 points (13-21 from the field, seven three-pointers, six assists, two blocks and two steals).
- In the program's largest comeback against Syracuse, she produced 22 points, including 13 in the fourth quarter, eight rebounds and seven assists.
- She notched a double-double in the first two contests: 24 points and 11 rebounds against Norfolk State and 14 points and 10 assists against Fairfield.
- As a junior, she was a consensus All-Big Ten First-Team pick by the coaches and media and a CoSIDA Academic All-American last year.
- She ranked second in the Big Ten and sixth in the country in scoring at 22.2 points per game, third-highest average by a Lady Lion in a single season.
- She scored double-digit points in all 29 games last season, one of only two Division I players to notch the feat, including 19 20-point games, 13 25-point games and five 30-point performances.
- Her 30-point games included a career-high 33 at Duquesne (12/18), 32 vs. Iowa (1/25) and at Michigan State (2/21), 31 at Purdue (2/9) and 30-point triple-double vs. Delaware State (11/16).
- She had four 20-point halves, coming against Delaware State (20, 1st), Maryland (24, 2nd), Purdue (25, 2nd) and Minnesota (20, 2nd).
- Marisa's 645 total points in the regular season ranked fourth in the Big Ten and 15th in the country and ninth in a season at Penn State.
- In conference games, including six against ranked opponents, she averaged 23.0 points per game, good for second in the conference.
- She also averaged 19.9 in seven games against ranked foes, also second in the Big Ten.
- She was 28th in the country in field goals made (224) and 29th in free throws made (138), while holding seventh in the Big Ten in assists per game (4.2) and total assists (123).

TOP-100 NCAA RANKS

Team Category	Rank	Total
Assists per game	55	15.8
Field goal percentage	67	43.7
Scoring offense	58	73.8
Steals per game	8	12.3
Three-point percentage	49	34.8
Turnover margin	56	3.8
Turnovers forced per game	16	21.3

Individual Category Rank Total

Individual Category	Rank	Total
Shay Ciezki		
Three-point percentage	66	40.0

Individual Category	Rank	Total
Makenna Marisa		
Assists	79	73
Field goal attempts	15	282
Field goals made	39	117
Minutes per game	73	34.7
Points	41	318
Points per game	54	17.7
Three-point percentage	60	40.4
Three-pointers made	99	38

Individual Category	Rank	Total
Leilani Kapinus		
Steals	8	57
Steals per game	12	3.2

TOP-FIVE BIG RANKS (TEAM)

Team Category	Rank	Total
Offensive rebounds per game	5	12.4
Steals per game	2	12.3
Turnover Margin	5	3.8

TOP-10 BIG RANKS (INDIVIDUAL)

Individual Category	Rank	Total
Shay Ciezki		
Three-point percentage	9	40.0
Makenna Marisa		
Assists	T8	73
Assists per game	10	4.1
Minutes	3	590
Minutes per game	3	34.6
Points	6	318
Points per game	7	17.7
Steals	T8	35
Steals per game	T8	1.9
Three-point percentage	7	40.4
Three-pointers made	9	38
Three-pointers made per game	9	2.1

Individual Category	Rank	Total
Leilani Kapinus		
Steals	1	57
Steals per game	1	3.2

MAKENNA MARISA RECORD WATCH

Career (Games)

1.	2,919	Kelly Mazzante (133), 2001-04
2.	2,510	Maggie Lucas (132), 2011-14
3.	2,253	Susan Robinson (122), 1989-92
4.	2,108	Teniya Page (116), 2016-19
5.	2,044	Tyra Grant (122), 2007-10
6.	2,025	Kahadeejah Herbert (126), 1982-85
7.	1,995	Tanisha Wright (134), 2002-05
8.	1,897	Suzie McConnell (128), 1985-88
9.	1,786	Alex Bentley (131), 2010-13
10.	1,725	Angie Potthoff (111), 1993-97
11.	1,663	Lisa Shepherd (128), 1998-2001
12.	1,619	Andrea Garner (126), 1997-2000
13.	1,562	Makenna Marisa (101), 2020-present
14.	1,538	Tanya Garner (117), 1988-91
15.	1,514	Vicki Link (123), 1984-87
16.	1,466	Jess Strom (133), 2002-05
17.	1,463	Katina Mack (121), 1992-96
18.	1,428	Jen Bednarek (102), 1977-80
19.	1,328	Maren Walseth (128), 1998-2001
20.	1,320	Cheryl Ellison (114), 1980-83

Career Scoring Average (min. 50 games)

1.	21.9	Kelly Mazzante (133), 2001-04
2.	19.0	Maggie Lucas (132), 2011-14
3.	18.5	Susan Robinson (122), 1989-92
4.	18.2	Teniya Page (116), 2016-19
5.	17.4	Carol Walderman (74), 1981-83
6.	16.8	Tyra Grant (122), 2007-10
7.	16.1	Kahadeejah Herbert (126), 1982-85
8.	15.5	Makenna Marisa (101), 2020-present
	15.5	Angie Potthoff (111), 1993-97
10.	14.9	Tanisha Wright (134), 2002-05

Career 30-Point Games

1.	27	Kelly Mazzante (2001-04) 4, 2003-04; 9, 2002-03; 12, 2001-02; 2, 2000-01
2.	8	Teniya Page (2016-19) 1, 2018-19; 2, 2017-18; 4, 2016-17; 1, 2015-16
3.	7	Makenna Marisa (2020-present) 5, 2021-22 ; 1, 2022-23
	7	Maggie Lucas (2011-14) 3, 2013-14; 2, 2012-13; 2, 2011-12
5.	6	Kahadeejah Herbert (1982-85) 2, 1984-85; 2, 1983-84; 2, 1982-83

Career 3-Point Field Goals Made (Games)

1.	365	Maggie Lucas (132), 2011-14
2.	357	Kelly Mazzante (133), 2001-04
3.	230	Lisa Shepherd (128), 1998-2001
4.	191	Jess Strom (133), 2002-05
5.	179	Teniya Page (116), 2016-19
	179	Tyra Grant (122), 2007-10
7.	175	Tiffany Longworth (122), 1994-97
8.	165	Makenna Marisa (101), 2020-present
9.	149	Zhaque Gray (126), 2009-12
10.	147	Jaida Travascio-Green (80), 2017-2020

Career Free Throw Percentage (min. 125 att.)

1.	.907	(547-603)	Maggie Lucas, 2011-14
2.	.874	(487-557)	Susan Robinson, 1989-92
3.	.841	(387-460)	Jess Strom, 2002-05
	.841	(254-302)	Kam Gissendanner, 2006-08
5.	.821	(285-347)	Makenna Marisa, 2020-present
6.	.819	(460-562)	Kelly Mazzante, 2001-04
7.	.817	(197-241)	Julia Trogele, 2008-11
8.	.810	(128-158)	Kim Lazor, 1990-93
9.	.808	(147-182)	Ashli Schwab, 2002-05
10.	.806	(387-480)	Lisa Shepherd, 1998-2001

Career Double-Digit Assist Games (Games)

1.	71	Suzie McConnell (128), 1985-88
2.	26	Tina Nicholson (124), 1993-96
3.	23	Annie Troyan (81), 1981-83
4.	19	Helen Darling (126), 1997-2000
5.	12	Nancy Kuhl (89), 1975-79
6.	9	Jess Strom (133), 2002-05
7.	6	Brianne O'Rourke (120), 2006-09
8.	4	Tanya Garner (117), 1988-91
9.	3	Makenna Marisa (101), 2020-present
	3	Corinne Gulas (63), 1980-81

Career Assists (Games)

1.	1,307*	Suzie McConnell (128), 1984-88
2.	826	Tina Nicholson (124), 1993-96
3.	791	Helen Darling (126), 1997-2000
4.	776	Jess Strom (133), 2002-05
5.	632	Annie Troyan (81), 1981-83
6.	567	Alex Bentley (131), 2010-13
	567	Dana Eikenberg (122), 1989-92
8.	560	Brianne O'Rourke (120), 2006-09
9.	528	Nancy Kuhl (89), 1975-79
10.	484	Tanisha Wright (134), 2002-05
11.	417	Teniya Page (116), 2016-19
12.	411	Tanya Garner (117), 1988-91
13.	385	Makenna Marisa (101), 2020-present
14.	379	Corinne Gulas (63), 1980-81
15.	323	Tiffany Longworth (122), 1994-97

A TRIO OF 1,000 POINT SCORERS

- Johnasia Cash notched her 1,000 career point in the win over Youngstown State, becoming the third current Lady Lion to accomplish the feat (Makenna Marisa and Taniyah Thompson).
- Cash has produced 396 combined from the 2020-21 and 2022-23 seasons as a Lady Lion for an average of 9.4 ppg.
- She had 659 in her seasons at SMU.
- Thompson accomplished the feat in her three seasons at East Carolina.
- Among active career scoring leaders in Division I, Marisa ranks 54th (1,562), Thompson 108th (1,348) and Cash 254th (1,055).

CASHING REBOUNDS

- Johnasia Cash has pulled down the 15th most career rebounds (932) among active Division I players in the nation and is also 32nd in double-doubles (25).
- In her fifth season, Cash has averaged 7.2 boards per game in her career and 7.0 in her two seasons at Penn State (2020-21 and 2022-23).
- In her first season as a Lady Lion in which she earned Third-Team All-Big Ten from the media, she recorded a double-double in all 11 games in which she gathered 10+ rebounds.
- After readjusting due to missing last season, her rebounding picked up with a three-game streak of 10+ rebounds (Bryant-11, Syracuse-12 and Toledo-10).

SOPHMORE CAMPAIGN FOR ALL-FRESHMAN KAPINUS

- Much like last season, Leilani Kapinus has proven she can do it all for the Lady Lions.
- This year she leads the squad in steals (57), rebounds (5.9 per game) and blocks (16) and has put up 11.6 points and 2.6 assists per game, a 47.2 field goal percentage and 70.8 free throw percentage.
- Kapinus is eighth in the nation in steals, leads the Big Ten in both steals and steals per game (3.2) while tied for 12th in blocks, 18th in rebounding and 20th in free throw percentage.
- She has scored in double-figures 13 games, pulled down at least seven rebounds in seven contests and gotten at least three steals 10 times.
- She produced her first double-double of the season in the win over Purdue with 17 points and 12 rebounds along with a game-high seven steals and four assists.
- She has scored in double-figures in seven-straight games and 11 overall, pulled down at least seven rebounds in six contests and gotten at least three steals eight times.
- She racked up nine steals in the win over Fairfield along with 11 points and eight boards.
- In the win over Youngstown State, she nearly produced a double-double with 21 points and nine boards along with five assists and four steals.
- Against Fresno State, she produced 12 points, six steals and five assists.
- She notched 18 points on 8-10 shooting from the field and had five steals and four assists.
- Making all five free throws, she got 15 points, seven rebounds, four blocks and three steals in the win over West Virginia.
- After redshirting the 2019-20 season, Leilani Kapinus earned All-Big Ten Freshman-Team honors last years.
- Kapinus averaged 9.6 points and 5.7 rebounds per game, tallied 46 assists, 33 blocks and 59 steals, shot 43 percent from the floor and collected 16 double-figure games (two with 20+ points and three double-doubles)
- She was one of eight Division I players with 30+ blocks and 55+ steals.
- She ranked third in the Big Ten in blocks per game (1.14), third in the Big Ten in steals per game (2.03) and fourth in total steals (59)
- She led Big Ten freshmen in steals, sitting 13th among all Division I freshmen and held second among Big Ten freshmen in blocks, ranking 13th among all Division I freshmen.

INSTANT IMPACT FROM CIEZKI

- Shay Ciezki has made an instant impact as a freshman.
- After coming off the bench in the opener, Ciezki has started every game since.
- In 531 minutes of action as the main ballhandler after Marisa, she has committed just 39 turnovers with 48 assists.
- She is one of three Lady Lions averaging at least double-digit points (11.2), has made the second most three's (36) and averaged 1.3 steals per game.
- In the nation she ranks 66th in three-point percentage (40.0), and in the conference she's ninth along with being ninth in three's made per game (2.0) and tied for 25th in assists.

MEDIA INFORMATION**KIEGER AVAILABILITY**

All interview requests for head coach Carolyn Kieger should be directed to Corey Blucas (kvb5992@psu.edu) in the Strategic Communications Office. Coach Kieger will hold weekly press conferences during the season. A schedule is available by contacting the Strategic Communications Office. Coach Kieger will not be available on game day prior to tip-off. Postgame press conferences will be held after each game, home and away.

PLAYER INTERVIEWS

All student-athlete interviews must be arranged through Corey Blucas at least 72 hours in advance. Interviews will not be granted on game day prior to tip-off. Player phone numbers will not be released. Following games, requested Penn State student-athletes will be available in the BJC Green Room after home games. The Penn State locker room is closed.

CREDENTIALS

Single game press credentials are issued to accredited members of the working media only. Requests for credentials should be directed to Corey Blucas at least one week in advance of each game. Press credentials can be picked up at Media Will Call, which is located at the Media/Team entrance, on the south side of the Bryce Jordan Center, across from the Panzer Lacrosse Stadium.

PHOTOGRAPHERS

A photo pass must be issued to gain access courtside in the Bryce Jordan Center. Please contact Corey Blucas one week in advance for photo passes. Courtside photographers must follow NCAA guidelines.

RADIO NETWORKS

The Penn State Sports Network originates from the first row of Booth C23 in the press area. Visiting radio stations are located on the first row of Booth C21 in the press area. Visiting radio is provided Ethernet, POTS and ISDN connections.

PRESS ROW SEATING

The press seating area is located atop section 122 and 123 of the Bryce Jordan Center. Please allow several minutes when taking the elevator to the press room or media seating areas.

GAME NOTES

Game notes will be provided at least 24 hours in advance of each game. Penn State, Big Ten and opposing team game notes will be available in the Media Central Box folder. If you would like to receive game notes via email, please contact Corey Blucas in the Strategic Communications office.

GAME 19 | PENN STATE VS MINNESOTA | JANUARY 18, 2023 | BRYCE JORDAN CENTER

- At then-No. 12/9 Iowa, she led the team in points (20), rebounds (seven) and assists (three).
- At then-No. 14/19 Michigan, she notched career highs in points (21), field goals (eight) and three-pointers (five) along with four assists.
- She became just the second Lady Lions' freshman since the 2009-10 season with 20+ points, 5+ three's and 4+ assists in a Big Ten game (Maddie Burke: 20 points, six three's and four assists at Iowa, Feb. 19, 2021).
- She was pivotal in the team's 21-point comeback against Syracuse, scoring 16 of her 18 points during the team's second half rally.
- She followed the game with 16 points and three assists with two three-points against Toledo.
- She notched her first double-digit scoring performance against Youngstown State with 16 points along with five rebounds and three assists.
- She produced her first collegiate basket as part of a seven-point, four-rebound and two-steal performance against Fairfield.
- She notched a career-high six assists along with 14 points and four three-pointers in the win over West Virginia.

A COMEBACK FOR THE AGES

- Penn State recorded its largest comeback in program history against Syracuse, bouncing back from a 21-point deficit three minutes into the third quarter to win 82-69.
- The previous school record for a comeback was 17 against Wisconsin (W, 58-56 in overtime on Jan. 22, 2009, trailed 24-41 with 10:21 remaining in the second half).
- The 21-point comeback is tied for the second largest in Big Ten history (Nebraska over Creighton, Dec. 6, 2015).
- Penn State was able to cut the deficit to 10 (55-45) at the end of the third and then took over in the fourth quarter, outscoring the Orange 37-14 to hand them their first loss of the season.
- Makenna Marisa and Shay Ciezki scored 13 points apiece to lead the charge for Penn State in the fourth quarter.
- The duo combined for 9-of-14 shooting, highlighted by a 3-for-5 mark beyond the arc by Ciezki.
- Chanaya Pinto pulled down six rebounds in the fourth quarter, which was three more than Syracuse had as a team.
- Alli Campbell had a pair of steals to account for two of the Orange's five turnovers.
- The Lady Lions didn't commit a turnover in the quarter and held the Orange off the free-throw line.
- They also dished out eight assists on their 13 field goals while shooting 65 percent from the field.
- The 37 points in the fourth is the third-most scored in a quarter, two off the school record (Michigan State, Jan. 17, 2016 and Saint Peter's, Nov. 13, 2016).
- The Lady Lions went 13-20 (65%) from the field in the final quarter, including 7-15 (46.7%) from three.
- In the third quarter, Penn State went 8-16 from the field and 4-8 from three.
- Penn State got 20 bench points in the second half with none by Syracuse and had a 13-1 fast break, 19-5 second chance points and 27-11 rebounding advantages in the last two quarters.
- Marisa led all players in scoring in the game with 22 points while adding eight rebounds and seven assists.
- Johnasia Cash just missed a double-double as she led all players with 12 rebounds in addition to her nine points.

NONCONFERENCE HOME WINNING STREAK

- Penn State had a 14-game non-conference home winning streak, the fourth-longest in program history, end against Virginia.
- The streak began Dec. 3, 2019 with a 78-73 win over Pitt in the Big Ten/ACC Challenge and had one more win that season, 88-65 over Sacred Heart.
- The Lady Lions racked up three-straight of these victories in the 2020-21 season: 84-65 over Coppin State, 87-54 against Saint Francis (Pa.) and 70-69 over Rhode Island.
- Penn State went 4-4 last year in Bryce Jordan Center: 85-66 over LIU, 83-69 against Rider, 120-51 versus Rider and 78-58 over Youngstown State.
- The seven straight wins were the longest since an 11-game streak from Dec. 9, 2012-Jan. 27, 2013.

CAREER MILESTONE TRACKER

Milestone (current total or game that reached total)

1 Ali Brigham

750 Points (571)
250 Rebounds (Nov. 30 against Virginia)
100 Blocks (60)

5 Leilani Kapinus

500 Points (486)
250 Rebounds (Jan. 3 at No. 14/19 Michigan)
200 Made Field Goals (179)
100 Steals (Dec. 30 against Rutgers)
100 Free Throws (Jan. 12 at Nebraska)
100 Assists (93)

10 Chanaya Pinto

250 Points (182)
100 Made Field Goals (64)

11 Anna Camden

750 Points (562)
200 Field Goals (Dec. 21 against Cornell)
100 Games Played (Jan. 12 at Nebraska)
100 Made Three-Pointers (Dec. 21 against Cornell)
100 Steals (79)

20 Makenna Marisa

1500 Points (Dec. 30 against Rutgers)
500 Field Goals (Dec. 3 at Minnesota)
500 Rebounds (458)
500 Assists (385)
300 Made Free Throws (285)
200 Made Three-Pointers (165)
100 Games (Jan. 12 at Nebraska)
100 Starts (Jan. 14 at No. 12/9 Iowa)

23 Taniyah Thompson

1500 Points (1348)
500 Made Field Goals (Dec. 21 against Cornell)
200 Made Free Throws (184)
100 Assists (94)
100 Games Played (99)

24 Alexa Williamson

1000 Points (903)
200 Made Free Throws (195)
100 Blocks (95)
100 Steals (93)

33 Johnasia Cash

1000 Points (Nov. 15 against Youngstown St.)
1000 Rebounds (930)
500 Made Field Goals (426)
200 Made Free Throws (190)
100 Assists (92)

GAME 19 | PENN STATE VS MINNESOTA | JANUARY 18, 2023 | BRYCE JORDAN CENTER

- The Lady Lions notched the fourth best start at 7-0, tied with the 1996-97 team.
- Penn State has had seven-straight seasons with a .500 or better record in non-conference play.

Non-Conference Home Court Winning Streaks

G	Began	Ended	Team That Ended Streak
16	12/22/05	12/6/08	Dayton, 66-67
15	12/28/10	11/17/13	Connecticut, 52-71
15	12/12/84	12/11/87	Virginia, 54-59
14	12/22/19	11/30/22	Virginia, 89-68
12	12/0/91	2/16/93	Vanderbilt, 57-66
11	12/12/15	3/19/17	Virginia Tech, 55-64%
11	1/24/78	1/6/79	Texas, 69-76
10	11/15/02	12/21/03	Louisiana Tech, 84-87
10	12/19/81	1/30/83	Tennessee, 60-75

NET RANKINGS

- The first NET Rankings came out Monday, Dec. 5, and the Lady Lions debuted at No. 48, the best slot for the program since the system that replaced the RPI started in the 2020-21 season.
- Currently at No. 67, Penn State owns four Quad II victories (home versus No. 31-75, neutral against No. 51-100 and at No. 76-135): No. 48 Purdue, No. 61 Syracuse and No. 65 West Virginia at home and No. 59 Toledo in Daytona Beach, Fla.
- Each loss has come in quadrant I (home versus No. 1-30, neutral against No. 1-50 and at No. 1-75) or II.
- Penn State has many opportunities the rest of the season to climb up the ranking system, used by the NCAA Tournament Selection Committee for determining at-large bids and seeding, with six more quad I contests and one quad II games with the current rankings.

EXPERIENCED NEW FACES

- Penn State has seven newcomers on the team with four players with Division I experience: Chanaya Pinto (Oregon), Taniyah Thompson (East Carolina), Alexa Williamson (Temple) and Johnasia Cash (Penn State and SMU).
- Thompson was named the American Athletic Conference's Most Improved Player and all-conference first-team.
- She notched 1,189 points, 230 rebounds, 81 assists and 120 steals as a Pirate.
- Last year she averaged 18.5 points per game, ranking second in the AAC, and 4.3 rebounds per game, collected 36 assists and 43 steals and ranked in the conference in field goals made (199) and ranked eighth in free-throw percentage (78.4).
- She had 27 games scoring in double-figures, including 12 games with 20+ points and a career-high 31 points against UNC Wilmington
- Williamson was a three-year starter and four-year letterwinner for the Owls.
- She collected 788 points, 504 rebounds and 92 blocks while shooting 44.5 percent from the floor.
- Pinto played all 30 games for the Ducks last year and tallied 86 points, 73 rebounds, 19 assists and 18 steals, while averaging 11.4 minutes per game.
- Prior to Oregon, she led Northwest Florida State College to its first ever NJCAA Women's Basketball National Championship as a sophomore and earned second-team All-America honors.
- Cash returns to the Lady Lions after sitting out last season.
- In 2020-21, she was named all-Big Ten Second-Team (media) after averaging 13.7 points per game and a team-best 8.8 rebounds per game while shooting 47.1 percent from the field.
- She ranked in the league third in rebounds per game (8.8), fourth in double-doubles (10) and eighth in blocks (26).

PENN STATE QUICK FACTS

University Information

Location..... University Park, Pa.
 Founded..... 1855
 Enrollment (University Park campus).....45,901
 ColorsBlue & White
 Nickname.....Lady Lions
 Conference.....Big Ten
 President.....Dr. Neeli Bendapudi
 VP for Intercollegiate Athletics.....Dr. Patrick Kraft
 Deputy AD/SWA (WBB Administrator)...Lynn Holleran
 Facility (cap.).....Bryce Jordan Center (15,104)
 All-Time Record at BJC.....286-113 (28 seasons)

Basketball Staff

Head Coach.....Carolyn Kieger (Marquette '06)
 Penn State Record: 38-63 (4th season)
 Career Record: 137-128 (8th season)
 Postseason Appearances - Three (3 NCAA)
 Assistant Coach.....Terri Williams (Penn State '91)
 Assistant Coach.....Sharnae Zoll-Norman (Virginia '08)
 Assistant Coach.....Maggie Lucas (Penn State '14)
 Director of Operations.....Pam Brown (Charlotte '06)
 Chief of Staff.....MaryLynne Schaefer (Hartford '06)
 Dir. of Video & Analytics.....Eric Gracia (Texas-PA '13)
 Dir. of Player Development.....Natisha Heideman (Marquette '19)
 Graduate Assistant.....Amari Boyd (Penn State '19)
 Graduate Assistant..Courtney Roman (Penn State '22)
 Athletic Trainer.....Claire Peters (Northern Arizona '11)
 Strength Coach.....Rhian Davis (Florida '08)

Program History

First Year of Women's Basketball.....1965
 All-Time Record.....986-545 (59th season)
 All-Time Big Ten Record.....287-221 (31th season)
 NCAA Tournament App./Last.....25/2014
 NCAA Tournament Record.....32-25
 NCAA Regional App./Last.....13/2014
 NCAA Final Four App./Last.....One/2000
 Big Ten Reg. Season Championships.....Eight
 Big Ten Tournament Championships.....Two

Team Information

2021-22 Record.....11-18
 Home.....7-6
 Away.....3-9
 Neutral.....1-3
 Big Ten Record (finish).....5-13 (11)
 Home.....3-6
 Away.....2-7
 Letterwinners Returning/Lost.....5/6
 Starters Returning/Lost.....4/1
 Big Ten Tournament.....First Round
 Postseason.....n/a

#UnleashThePRIDE

Women's Basketball Twitter.....@PennStateWBB
 Women's Basketball Instagram.....pennstateWBB
 Women's Basketball Facebook.....Penn State Lady
 Lion Basketball
 Penn State Athletics Twitter.....@GoPSUSports
 Penn State Athletics Website.....gopsusports.com
 Hashtags.....#UnleashThePRIDE
 #WeAre

GAME 19 | PENN STATE VS MINNESOTA | JANUARY 18, 2023 | BRYCE JORDAN CENTER

GAME-BY-GAME STARTERS (Sorted by Number-Lowest to Highest)

11/9	Norfolk State	Leilani Kapinus	Anna Camden	Makenna Marisa	Taniyah Thompson	Alexa Williamson
11/11	Fairfield	Shay Ciezki	Leilani Kapinus	Anna Camden	Makenna Marisa	Alexa Williamson
11/15	Youngstown St.	Shay Ciezki	Leilani Kapinus	Anna Camden	Makenna Marisa	Johnasia Cash
11/18	Bryant	Shay Ciezki	Leilani Kapinus	Anna Camden	Makenna Marisa	Alexa Williamson
11/21	Syracuse	Shay Ciezki	Leilani Kapinus	Makenna Marisa	Alexa Williamson	Johnasia Cash
11/25	vs. Toledo	Shay Ciezki	Leilani Kapinus	Chanaya Pinto	Makenna Marisa	Alexa Williamson
11/26	vs. Fresno St.	Shay Ciezki	Leilani Kapinus	Chanaya Pinto	Anna Camden	Makenna Marisa
11/30	Virginia	Shay Ciezki	Leilani Kapinus	Makenna Marisa	Alexa Williamson	Johnasia Cash
12/3	at Minnesota	Shay Ciezki	Leilani Kapinus	Chanaya Pinto	Makenna Marisa	Johnasia Cash
12/8	No. 4/3 Indiana	Shay Ciezki	Leilani Kapinus	Makenna Marisa	Alli Campbell	Alexa Williamson
12/11	West Virginia	Shay Ciezki	Leilani Kapinus	Chanaya Pinto	Makenna Marisa	Alexa Williamson
12/18	at Drexel	Shay Ciezki	Leilani Kapinus	Chanaya Pinto	Makenna Marisa	Alexa Williamson
12/21	Cornell	Ali Brigham	Shay Ciezki	Leilani Kapinus	Chanaya Pinto	Makenna Marisa
12/30	Rutgers	Ali Brigham	Shay Ciezki	Leilani Kapinus	Chanaya Pinto	Makenna Marisa
1/3	at No. 14/19 Michigan	Ali Brigham	Shay Ciezki	Leilani Kapinus	Chanaya Pinto	Makenna Marisa
1/7	Purdue	Shay Ciezki	Leilani Kapinus	Chanaya Pinto	Makenna Marisa	Alexa Williamson
1/11	at Nebraska	Shay Ciezki	Leilani Kapinus	Chanaya Pinto	Makenna Marisa	Alexa Williamson
1/14	at No. 12/9 Iowa	Shay Ciezki	Leilani Kapinus	Chanaya Pinto	Makenna Marisa	Alexa Williamson

Bold = Started every game this season (Kapinus and Marisa)

THE OPPOSITION

Scouting Minnesota

- Are 8-10 overall and 1-6 in the Big Ten with a five-game losing streak.
- Rank 18th in the nation in rebounds per game (43.2), which leads the Big Ten.
- All five starters average 10+ points per game: freshman guard Mara Braun (15.4), sophomore forward Alanna Micheaux (14.1), freshman forward Mallory Heyer (11.7), redshirt-freshman guard Katie Borowicz (10.3) and freshman guard Amaya Battle (10.1).
- Braun leads the squad in three-point shooting (34 made), Micheaux is tops in rebounding (7.5 per game) and Battle has a team-best 4.4 assists per game average.

Against The Golden Gophers

- Penn State has the edge in the series, 29-24.
- Minnesota won this season's earlier matchup on Dec. 3 98-96 in double overtime at home.

BY THE NUMBERS

	Penn State	Minnesota
Scoring Offense	73.8	75.2
Scoring Defense	68.3	71.9
Field Goal Pct.	43.7	41.3
Field Goal Pct. Defense	42.1	41.3
3FG Pct.	34.8	30.9
3FG Pct. Defense	32.7	29.0
3FG Made Per Game	6.6	5.9
Free Throw Pct.	70.2	71.6
Rebounding	36.5	43.2
Rebounding Allowed	35.7	39.8
Assists	15.8	15.4
Turnovers	17.5	16.7
Assist/Turnover Ratio	0.9	0.9
Steals	12.3	8.6
Blocks	2.7	3.1

INSIDE THE SERIES

Overall:	Penn State leads, 29-24	
Current Streak:	L3	
Home:	18-8	
Away:	9-14	
Neutral Site:	2-2	
Last Five Meetings:		
3/4/20	N	L, 65-85
1/10/21	H	W, 69-60
1/25/21	H	L, 76-85
2/27/22	H	L, 83-94
12/3/22	A	L, 96-98 (2OT)

NATIONAL POLLS

AP TOP 25 (Week 11)

Rank	Team	Record	Pts.	Prev.
1.	South Carolina (28)	18-0	700	1
2.	Ohio State	18-0	670	3
3.	LSU	18-0	604	5
4.	Stanford	17-2	601	2
5.	UConn	15-2	600	4
6.	Indiana	16-1	586	6
7.	Notre Dame	14-2	546	7
8.	Utah	15-1	477	10
9.	UCLA	15-3	428	8
10.	Iowa	14-4	414	12
11.	Maryland	14-4	413	9
12.	Virginia Tech	14-3	391	13
13.	Duke	16-1	361	16
14.	Michigan	15-3	341	17
15.	Oklahoma	14-2	304	19
16.	Gonzaga	17-2	249	20
17.	North Carolina	12-5	237	22
18.	Iowa State	11-4	205	15
19.	Arizona	14-4	185	14
20.	NC State	13-5	139	11
21.	Illinois	15-3	120	24
22.	Villanova	16-3	94	25
23.	Oregon	13-5	75	21
24.	Colorado	14-3	65	NR
25.	Texas	13-5	62	NR

Others receiving votes: Baylor 51, Middle Tennessee 39, Arkansas 34, USF 24, Miami (FL) 23, Florida State 23, Tennessee 19, USC 7, Louisville 4, Creighton 4, Kansas 3, West Virginia 2

COACHES POLL (WEEK 10)

Rank	Team	Record	Pts.	Prev.
1.	South Carolina (32)	18-0	800	1
2.	Ohio State	8-0	758	3
3.	Stanford	17-2	702	2
4.	LSU	18-0	699	5
5.	UConn	15-2	686	4
6.	Indiana	16-1	655	6
7.	Notre Dame	14-2	613	7
8.	Utah	15-1	571	8
9.	Iowa	14-4	529	9
10.	Virginia Tech	14-3	473	13
11.	Maryland	14-4	428	11
12.	Oklahoma	14-2	409	16
13.	UCLA	15-3	399	14
14.	Duke	16-1	379	19
15.	Arizona	14-4	298	10
16.	Michigan	15-3	285	20
17.	Iowa State	11-4	282	15
18.	NC State	13-5	256	12
19.	Gonzaga	17-2	234	21
20.	North Carolina	12-5	219	22
21.	Oregon	13-5	132	18
22.	Arkansas	17-3	121	23
23.	Illinois	15-3	120	24
24.	Baylor	12-5	84	17
25.	Texas	13-5	59	NR

Others receiving votes: Florida Gulf Coast 35, Villanova 34, Colorado 33, USF 31, Florida State 18, Middle Tennessee 13, St. John's 9, Creighton 9, Kansas 7, Tennessee 5, Miami 5, Louisville 5, USC 2, UNLV 1, Cleveland State 1, Columbia 1

MISCELLANEOUS STATISTICS

Games Led Penn State in Scoring*	
Marisa.....	10
Kapinus.....	4
Ciezki.....	3
Williamson.....	3
Games Led Penn State in Rebounds*	
Cash.....	6
Kapinus.....	5
Pinto.....	4
Marisa.....	3
Ciezki.....	2
Brigham.....	1
Williamson.....	1
Games Led Penn State in Assists*	
Marisa.....	10
Ciezki.....	6
Kapinus.....	5
Pinto.....	2
Brigham.....	1
Camden.....	1
Games Double-Figure Scoring	
Marisa.....	15
Kapinus.....	13
Ciezki.....	11
Thompson.....	6
Williamson.....	5
Pinto.....	3
Brigham.....	1
Campbell.....	1
Games With 20 or more Points	
Marisa.....	7
Ciezki.....	2
Kapinus.....	1
Williamson.....	1
Games With 30 or more Points	
Marisa.....	2
Games With 10 or more Rebounds	
Cash.....	4
Kapinus.....	1
Marisa.....	1
Games With 5 or more Assists	
Marisa.....	7
Kapinus.....	3
Ciezki.....	2
Brigham.....	1
Pinto.....	1
Games With 10 or more Assists	
Marisa.....	1
Games With 5 or more Steals	
Kapinus.....	5
Pinto.....	2
Campbell.....	1
Marisa.....	1
Thompson.....	1
Double-Doubles	
Marisa.....	2
Triple-Doubles	

* - includes tied for the team lead

GAME 19 | PENN STATE VS MINNESOTA | JANUARY 18, 2023 | BRYCE JORDAN CENTER

PENN STATE WHEN...

Played at home	9-2
Played on the road	0-5
Played at a neutral location	2-0
vs. Top 10 teams	0-1
vs. Top 25 teams	0-1
Games decided by 3 points or less	1-1
Games decided by 4-10 points	2-3
Games decided by 11-19 points	5-0
Games decided by 20 points or more	3-3
Led at the half	10-1
Trailed at the half	1-6
Was tied at the half	0-0
Went to overtime	0-0
Went to double overtime	0-0
Scored 90 or more points	2-1
Scored 80-89 points	1-1
Scored 70-79 points	4-1
Scored 60-69 points	4-2
Scored 50-59 points	0-2
Scored fewer than 50 points	0-0
Allowed 90 or more points	0-2
Allowed 80-89	0-4
Allowed 70-79	1-0
Allowed 60-69	4-1
Allowed 50-59	3-0
Allowed fewer than 50 points	3-0
Shot 50% or more	2-1
Shot 40-49%	7-3
Shot 30-39%	2-2
Shot under 30%	0-1
Allowed 50% or more	1-3
Allowed 40-49%	2-4
Allowed 30-39%	5-0
Allowed under 30%	3-0
Shot better from the field	7-2
Shot same/worse from the field	4-5
Shot better from the FT line	7-1
Shot same/worse from the FT line	4-6
Outrebounded opponents	8-1
Was outrebounded	2-6
Tied opponent in rebounding	1-0
Committed fewer turnovers	10-3
Committed more turnovers	1-3
Turnovers are even	0-1
Committed 15 or more turnovers	8-4
Committed 14 or less turnovers	3-2
Records 7 or more steals	11-7
Records 6 or less steals	0-0
PSU wins the tip	10-5
Opponent wins the tip	1-2

LADY LIONS...

By Time		
Day Game (before 5 p.m. local)	5-3	
Night Game	6-4	
By Month		
November	7-1	
December	3-3	
January	1-3	
By Day		
Sunday	1-1	
Monday	1-0	
Tuesday	1-1	
Wednesday	2-2	
Thursday	0-1	
Friday	4-0	
Saturday	2-2	
Vs. The Conferences		
ACC	1-1	
America East	1-0	
Big 12	1-0	
CAA	0-1	
Horizon League	1-0	
Ivy League	1-0	
MAAC	1-0	
MAC	1-0	
MEAC	1-0	
MWC	1-0	

**BIG TEN STANDINGS
(as of 1/17/22)**

	Big Ten		Overall	
	W-L	Pct.	W-L	Pct.
Ohio State	7-0	1.000	18-0	1.000
Iowa	6-1	.857	14-4	.778
Indiana	5-1	.833	16-1	.941
Illinois	5-2	.714	15-3	.833
Michigan	5-2	.714	14-4	.778
Maryland	5-2	.714	14-4	.778
Purdue	3-4	.429	12-5	.706
Nebraska	3-4	.429	11-7	.611
Wisconsin	2-4	.333	6-12	.333
Penn State	2-5	.286	11-7	.611
Michigan St.	2-5	.286	10-8	.556
Rutgers	2-5	.286	8-11	.421
Minnesota	1-6	.143	8-10	.444
Northwestern	0-7	.000	6-11	.353



This Week Around the BIG

Wednesday, 1/18

Minnesota at Penn State	7 pm
Nebraska at Purdue.....	7 pm
Iowa at Michigan State.....	7 pm
Indiana at Illinois.....	8 pm

Thursday, 1/19

Northwestern at Ohio State.....	6:30 pm
Maryland at Wisconsin.....	7:30 pm
Michigan at Rutgers.....	8:30 pm

Saturday, 1/21

Minnesota at Purdue.....	3 pm
--------------------------	------

Sunday, 1/22

Maryland at Nebraska.....	2 pm
Rutgers at Michigan State.....	3 pm
Illinois at Northwestern.....	3 pm
Wisconsin at Penn State.....	5 pm

Monday, 1/23

Iowa at Ohio State.....	7 pm
Indiana at Michigan.....	8 pm

BIG Media Services

Big Ten Weekly Release/Statistics

The Big Ten Conference women's basketball release, with standings and statistics, is available at www.bigten.org.

Big Ten Player of the Week

The Big Ten Conference announced Players of the Week every Monday during the regular season.

Big Ten Tournament

The 2022 Big Ten Women's Basketball Tournament is scheduled for March 1-5 at Target Center in Minneapolis, Minn. For media credential information, contact the Big Ten Conference office at (847) 696-1010 ext. 146.

GAME 19 | PENN STATE VS MINNESOTA | JANUARY 18, 2023 | BRYCE JORDAN CENTER

THE LAST TIME...

SCORING

Player scored 20 points: Shay Ciezki (20); at No. 12/9 Iowa, 1/14/23
 Player scored 25 points: Makenna Marisa (32); Rutgers, 12/30/22
 Player scored 30 points: Makenna Marisa (32); Rutgers, 12/30/22
 Player scored 35 points: Kamaria McDaniel (35); at Purdue, 1/26/20
 Player scored 40 points: Kamaria McDaniel (40); Pittsburgh, 12/5/19
 Two players w/ 20 points: Makenna Marisa (21) and Leilani Kapinus (21); Youngstown State, 11/15/22
 Three players w/ 20 points: Ali Brigham (23), Niya Beverley (20), Makenna Marisa (20); Rider, 11/11/21
 Two players w/ 25 points: Kamaria McDaniel (27) & Siyeh Frazier (25); at Michigan State, 3/1/20
 Player scored 25 points/3 consecutive games: Makenna Marisa 27, Nebraska, 2/3/22; 25, Northwestern, 2/6/22; 31, at Purdue, 2/9/22

Five in double figures: Delaware State, 11/16/21
 Makenna Marisa (30), Niya Beverley (17), Tova Sabel (17), Anna Camden (14), Shay Hagans (12)
 Six in double figures: at Oakland, 11/18/10
 Alex Bentley (15), Ariel Edwards(16), Zhaque Gray (16), Maggie Lucas (13), Mia Nickson (10), Gizelle Studevent (10), Julia Trogele(10)

Seven in double figures: at Oakland, 11/18/10
 Alex Bentley (15), Ariel Edwards (16), Zhaque Gray (16), Maggie Lucas (13), Mia Nickson (10), Gizelle Studevent (10), Julia Trogele(10)

PSU scored 30 points in a quarter: 33 (1st); Rutgers, 12/30/22
 PSU scored 50 points in a half: 53 (2nd); Rutgers, 12/30/22
 PSU scored 55 points in a half: 55 (2nd); Minnesota, 2/27/22
 PSU scored 60 points in a half: 64 (2nd); Delaware State, 11/16/21
 PSU scored 50 points in both halves: 56 (1st)/64 (2nd); Delaware State, 11/16/21
 PSU scored 55 points in both halves: 56 (1st)/64 (2nd); Delaware State, 11/16/21
 PSU scored fewer than 20 points in a half: 19 (2nd); at Indiana, 12/6/21
 PSU scored fewer than 15 points in a half: 11 (1st & 2nd); at Rutgers, 3/2/22
 PSU scored 90 points: 90; Rutgers, 12/30/22
 PSU scored 90 points: in Big Ten game 90; Rutgers, 12/30/22
 PSU scored 100 points: 120; Delaware State, 11/16/21
 PSU scored 100 points in Big Ten game: 101; Illinois, 2/15/01
 PSU scored 100 points in a home game: 120; Delaware State, 11/16/21
 PSU scored fewer than 50 points in a game: 40; at Indiana, 12/6/21
 PSU scored fewer than 50 points in a Big Ten game: 39; at Rutgers, 2/6/20
 PSU scored fewer than 40 points in a game: 39; at Rutgers, 2/6/20

OPP scored 50 points in a half: 56 (2nd); Minnesota, 2/27/22
 OPP scored 100 points: 107; at No. 12/9 Iowa, 1/14/23
 OPP scored 100 points in Big Ten game: 107; at No. 12/9 Iowa, 1/14/23
 OPP scored fewer than 50 points in a game: 49; Cornell, 12/21/22
 OPP scored fewer than 50 points in a Big Ten game: 48; Rutgers, 12/9/21
 OPP scored 40 or fewer points in a game: 33; Bryant, 11/18/22
 OPP scored 30 or fewer points in a game: 28; Virginia Tech, 12/6/11
 OPP scored 20 or fewer points in a game: 16; at Fairleigh Dickinson, 3/6/71

FIELD GOAL SHOOTING

Player made every shot from the field (min. 7): Amanda Brown (8-8); Michigan State, 1/25/07
 PSU shot 50% or better in a game: .500; Cornell, 12/21/22
 PSU shot 55% or better in a game: .592; Maryland, 1/30/22
 PSU shot 50% or better in consecutive games: .562 vs. Delaware State, 11/16/21 & .532 vs. Rider, 11/11/21
 PSU shot 55% or better in consecutive games: .682; vs. Northwestern, 3/2/96 & .585; vs. Ohio State, 3/3/96
 PSU shot 60% in a game: .611; Illinois, 2/20/13
 PSU shot below 30% in a game: .285; at Nebraska, 1/11/23
 PSU shot below 25% in a game: .237; at Rutgers, 3/2/22
 PSU shot below 35% in a game and won: .333; at Towson, 11/5/19
 PSU shot below 30% in a game and won: .288; Wake Forest, 11/30/17
 PSU shot 70% in a half: .714 (2nd); Virginia Tech, 12/6/11
 PSU shot 65% in a half: .654 (2nd); Maryland, 1/30/22
 PSU shot 60% in a half: .654 (2nd); Maryland, 1/30/22
 PSU shot 55% in a half: .583 (1st); at No. 19/14 Michigan, 1/3/23
 PSU shot 55% in both halves: .556 (1st) & .576 (2nd); Saint Francis, 11/30/20
 PSU shot below 25% in a half: .217 (1st); Rutgers, 2/28/21
 PSU shot below 20% in a half: .186 (2nd); at Rutgers, 3/2/22

THREE-POINT SHOOTING

Player made every shot from the field (min. 4): Anna Camden (4-4); Fordham, 11/13/19
 Player made 5 three-pointers in a game: Shay Ciezki (5); at No. 19/14 Michigan, 1/3/23
 Player made 6 three-pointers in a game: Makenna Marisa (7); at Drexel (OT), 12/18/22
 Player made 7 three-pointers in a game: Makenna Marisa (7); at Drexel (OT), 12/18/22
 Player made 8 three-pointers in a game: Maggie Lucas (8); at Nebraska, 3/3/13
 Player made 4 three-pointers in a half: Makenna Marisa (4, 1st); Rutgers, 12/30/22
 Player made 5 three-pointers in a half: Maddie Burke (5, 1st); at Iowa, 2/18/21
 Player made 6 three-pointers in a half: Jaida Travascio-Green (6, 2nd); Drexel, 11/12/17
 Player attempted 10 three-pointers in a game: Makenna Marisa (10); at Drexel (OT), 12/18/22

PSU made 10 three-pointers: 12; at Drexel (OT), 12/18/22
 PSU did not make a three-pointer: at Maryland (0-5), 2/23/15
 PSU attempted 20 three-pointers: 21; at No. 12/9 Iowa, 1/14/23
 PSU attempted 25 three-pointers: 25; Norfolk State, 11/9/22
 PSU attempted 30 three-pointers: 30; Nebraska, 2/17/22
 PSU shot 60% 3FG (min. 5 att.): .636 (7-11); at Northwestern, 2/17/16

FREE THROW SHOOTING

Player made every shot from FT line (min. 10): Makenna Marisa (10-10); at Northwestern, 1/20/22
 PSU shot 100% (min. 10 att.): 1.000 (14-14); at Northwestern, 1/20/22
 PSU shot below 50% (min. 10 att.): .462 (6-13); at Rutgers, 3/2/21
 PSU made 30 free throws: 37; Saint Francis, 11/8/13
 PSU made fewer than five FTs: 4; at No. 19/14 Michigan, 1/3/23
 PSU attempted 40 free throws: 40; Pitt, 12/5/19
 PSU attempted fewer than five FTs: 0; at Indiana, 12/6/21

REBOUNDS

Player had 15 rebounds: Johnasia Cash (19); Nebraska, 2/4/21
 Player had 20 rebounds: Nikki Greene (20); at Cal State Northridge, 11/24/12
 Two players w/ 10-plus rebounds: at Syracuse, 12/6/20; Makenna Marisa (11) & Johnasia Cash (10)
 Three players w/ 10-plus rebounds: Northwestern, 12/31/15; Candice Agee (13), Peyton Whitted (13), Kaliyah Mitchell (11)
 PSU had 60 rebounds: 62; Northwestern, 12/31/15
 PSU had 50 rebounds: 55; Bryant, 11/18/22
 PSU had 20 or fewer rebounds: 18; Michigan State, 1/27/22
 PSU had 25 offensive rebounds: 25; at Iowa, 2/18/21
 PSU had 20 offensive rebounds: 22; Bryant, 11/18/22
 OPP had 20 or fewer rebounds: 19; Bryant, 11/18/22

BLOCKED SHOTS

Player blocked 5 shots: Anna Camden (7); at Michigan State, 2/21/22
 Player blocked 6 shots: Anna Camden (7); at Michigan State, 2/21/22
 Player blocked 7 shots: Anna Camden (7); at Michigan State, 2/21/22
 PSU blocked 10 or more shots: 10, vs. Youngstown State, 12/13/21
 PSU blocked 0 shots: No. 4/3 Indiana, 12/9/22

ASSISTS

Player had 10 assists: Makenna Marisa (10); Fairfield, 11/11/22
 Player had 15 assists: Alex Bentley (15); North Carolina, 11/30/11
 Player had 10 assists/consecutive games: Helen Darling at LaSalle, 12/8/99 (12), vs. Auburn, 12/11/99 (11), vs. Clemson, 12/19/99 (10)
 PSU had 20 assists: 20; at Boston College, 12/2/21
 PSU had 25 assists: 37; Delaware State, 11/16/21
 PSU had 30 assists: 37; Delaware State, 11/16/21
 PSU had fewer than 10 assists: 9; at Nebraska, 1/11/23
 PSU had fewer than 5 assists: 4; at St. Bonaventure, 12/12/15

STEALS

Player had 7 steals: Leilani Kapinus (7); Purdue, 1/7/23
 Player had 10 steals: Makenna Marisa (10); Delaware State, 11/16/21
 PSU had 20 steals: 22; vs. Fresno State, 11/26/22

TURNOVERS

PSU committed 20 or more: 20; at No. 12/9 Iowa, 1/14/23
 PSU committed 30 or more: 38; Rutgers, 1/10/15
 PSU committed 20 or more and won: 25; Cornell, 12/21/22
 PSU committed 10 or fewer: 10; Rutgers, 12/30/22
 PSU committed 5 or fewer: 3; Wisconsin, 2/7/21
 PSU committed 10 or fewer in consecutive games: at Illinois (10), 1/28/21; at Purdue (9), 1/31/21, Nebraska (9), 2/4/21, Wisconsin (3), 2/7/21
 PSU committed 10 or fewer in three-straight games: at Illinois (10), 1/28/21; at Purdue (9), 1/31/21, Nebraska (9), 2/4/21, Wisconsin (3), 2/7/21
 PSU committed 10 or fewer in four-straight games: at Illinois (10), 1/28/21; at Purdue (9), 1/31/21, Nebraska (9), 2/4/21, Wisconsin (3), 2/7/21

OPP committed 25 or more: 31; Rutgers, 12/30/22

GAME 19 | PENN STATE VS MINNESOTA | JANUARY 18, 2023 | BRYCE JORDAN CENTER

THE LAST TIME...

DOUBLE-DOUBLES

Points & rebounds:	Makenna Marisa (24 p, 11 r); Norfolk State, 11/9/22
Points & rebounds/consecutive games:	Johnasia Cash Minnesota 1/25/21 (22 p, 15 r); at Illinois, 1/28/21 (14 p, 10 r); at Purdue, 1/31/21 (28 p, 12 r); Nebraska, 2/4/21 (27 p, 19 r)
Points & rebounds/3 consecutive games:	Johnasia Cash Minnesota 1/25/21 (22 p, 15 r); at Illinois, 1/28/21 (14 p, 10 r); at Purdue, 1/31/21 (28 p, 12 r); Nebraska, 2/4/21 (27 p, 19 r)
Points & rebounds/4 consecutive games:	Johnasia Cash Minnesota 1/25/21 (22 p, 15 r); at Illinois, 1/28/21 (14 p, 10 r); at Purdue, 1/31/21 (28 p, 12 r); Nebraska, 2/4/21 (27 p, 19 r)
Points & rebounds/5 consecutive games:	Angie Potthoff vs. Northwestern, 1/31/97; at Illinois, 2/2/97; Michigan, 2/7/97; Indiana, 2/9/97; Iowa, 2/16/97; Michigan State, 2/21/97
Points & assists:	Makenna Marisa (14 p, 10 a); Fairfield, 11/11/22
Points & assists/consecutive games:	Helen Darling at La Salle, 12/8/99 (12 p, 12 a), vs. Auburn, 12/11/99 (10 p, 11 a)
Points & Steals:	Makenna Marisa (30 p, 11 a, 10 s); Delaware State, 11/16/21
Two players had double-doubles:	Coppin State, 11/25/20 Anna Camden (13 p, 10 r) & Kelly Jekot (11 p, 11 r)
Three players had double-doubles:	Ohio State, 2/20/12 Nikki Greene (25 p, 15 r), Mia Nickson (18 p, 15 r), Maggie Lucas (12 p, 10 r)
15 points & 15 rebounds:	Johnasia Cash (22 p, 16 r); Minnesota, 1/25/21
20 points and 10 rebounds:	Leilani Kapinus (23 p, 12 r); at Rutgers, 2/13/21
Triple-Double:	Makenna Marisa (30 p, 11 a, 10 s); Delaware State, 11/16/21
Triple-Double with Steals:	Makenna Marisa (30 p, 11 a, 10 s); Delaware State, 11/16/21
Triple-Double with 30+ points:	Makenna Marisa (30 p, 11 a, 10 s); Delaware State, 11/16/21

MARGIN OF VICTORY

PSU won by 20-30 points:	Fairfield (28), 11/11/22
PSU won by 31-40 points:	Cornell (31), 12/21/22
PSU won by 41-50 points:	Delaware State (69), 11/16/21
PSU won by 51+ points:	Bryant (63), 11/18/22
PSU won by 20-29 points in a Big Ten game:	Wisconsin (24), 2/7/21
PSU won by 30-39 points in a Big Ten game:	Wisconsin (30), 1/16/17
PSU won by 40+ points in a Big Ten game:	Wisconsin (44), 1/17/13
PSU won consecutive Big Ten games by 20+ pts.:	Wisconsin (44), 1/17/13; Nebraska (22), 1/13/13; at Michigan State (21), 1/6/13
PSU lost by 20-29 points:	at Nebraska (29), 1/11/23
PSU lost by 30+ points:	at No. 12/9 Iowa (41), 1/14/23
PSU lost by 20-29 points in a Big Ten game:	at Nebraska, 1/11/23
PSU lost by 30+ points in a Big Ten game:	at No. 12/9 Iowa (41), 1/14/23

MISCELLANEOUS

Led PSU in points/rebounds/assists:	Shay Ciezki (20 p, 7 r, 3 a); at No. 12/9 Iowa, 1/14/23
Scored game-winning points w/ less than 10 seconds:	Makenna Marisa; Rhode Island, 12/3/20 Down 69-68; Hit layup at the buzzer
Hit game-winning field goal w/ less than 10 seconds:	Makenna Marisa; Rhode Island, 12/3/20 Down 69-68; Hit layup at the buzzer
Player played every minute:	Makenna Marisa (40); at No. 19/14 Michigan, 1/3/23
Player played more than 40 minutes:	Makenna Marisa (49) & Shay Ciezki (43); at Drexel (OT), 12/18/22
Player scored 20+ points in a half:	Makenna Marisa (20); Minnesota, 2/27/22
Committed 10 or fewer fouls:	Maryland (9), 1/30/22
Committed 30 or more fouls:	at Indiana (33), 12/31/18
PSU rallied from a 10-pt. deficit to win:	Syracuse, 11/21/22 Down 21 at 6:50 in 3rd quarter -- won 82-69
PSU rallied from a 15-pt. deficit to win:	Syracuse, 11/21/22 Down 21 at 6:50 in 3rd quarter -- won 82-69
OPP rallied from a 10-pt. deficit to beat PSU:	at Minnesota (2OT), 12/3/22
PSU led by 10 at 9:10 in 4th quarter -- Minnesota won, 98-96	
OPP rallied from a 15-pt. deficit to beat PSU:	George Mason, 11/24/19
PSU had a 5-game winning streak:	11/9/22 - 11/26/22 (Seven Games)
PSU had a 10-game winning streak:	12/9/12 - 1/27/13 (11 Games)
PSU had a 5-game losing streak:	1/23/22 - 2/13/22 (8 Games)
PSU went undefeated at home:	14-0; 2012-13 season
PSU sold out the BJC:	Purdue, 2/29/04

OVERTIME

PSU played an OT game:	at Drexel (OT), 12/18/22
PSU won an OT game:	vs. Holy Cross (W, 86-82), 11/13/15
PSU lost an OT game:	at Drexel (OT), 12/18/22
PSU played multiple OT's:	at Minnesota (2OT), 12/3/22
PSU played two or more OT games in a season:	2022-23 season (0-2)
PSU won two or more OT games in a season:	2010-11 season (2-1)

RANKINGS

Played the No. 1 team in the AP poll:	Connecticut (L, 71-52), 11/17/13
Played the No. 1 team in the Coaches poll:	Connecticut (L, 71-52), 11/17/13
Defeated the No. 1 team in the AP poll:	at Virginia (73-71), 1/3/91
Defeated Top 10 opponent:	#8/11 Ohio State (84-66), 2/20/12
Defeated Top 10 opponent on the road:	at #7 Purdue (47-42), 1/2/04
Defeated Top 10 opponent by double digits:	#8/11 Ohio State (84-66), 2/20/12
Played consecutive Top 10 teams:	at #2/3 Texas 11/14/04, at #6/6 Duke 11/19/04
Defeated Top 25 opponent:	#25/21 Rutgers (70-67), 1/18/18
Defeated Top 25 opponent on the road:	at #15/17 Michigan State (65-61), 2/11/16
Defeated Top 25 opponent by double digits:	#13/13 Tennessee (70-56), 11/20/11



2022-23 Penn State Women's Basketball Roster

No.	Name	Class	Pos.	Ht.	Hometown	High School (Previous School)
0	Ivane Tensaie	So.	G	5-7	Roseville, Minn.	Concordia Academy (North Dakota School of Science)
1	Ali Brigham	Jr.	F	6-4	Franklin, Mass.	Franklin
2	Aicha Dia	Fr.	F	6-1	Montreal, Quebec, Canada	Dawson College
3	Ymke Brouwer	R-Fr.	G	6-0	Zurich, Switzerland	United School of Sports
4	Shay Ciezki	Fr.	G	5-7	Lancaster, N.Y.	St. Mary's
5	Leilani Kapinus	R-So.	G	5-10	Madison, Wis.	James Madison Memorial
10	Chanaya Pinto	Sr.	F	6-1	Maputo, Mozambique	Escola Secundaria De Carcavelos (Oregon/Northwest Florida State College)
11	Anna Camden	Sr.	F	6-3	Downingtown, Pa.	The Shipley School
12	Kayla Thomas	So.	F	6-3	Beltsville, Md.	Emerge Christian Academy
20	Makenna Marisa	Sr.	G	5-11	McMurray, Pa.	Peters Township
22	Alli Campbell	R-So.	G	6-0	Altoona, Pa.	Bellwood-Antis (Notre Dame)
23	Taniyah Thompson	Sr.	G	5-11	Hamden, Conn.	Hamden (East Carolina)
24	Alexa Williamson	Gr.	F	6-2	Houston, Pa.	Chartiers-Houston (Temple)
33	Johnasia Cash	Gr.	F	6-3	McKeesport, Pa.	McKeesport (SMU)

Head Coach: Carolyn Kieger (Marquette '06), 4th season

Assistant Coaches: Terri Williams (Penn State '91), Sharnee Zoll-Norman (Virginia '08), Maggie Lucas (Penn State '14), 1st season

Director of Basketball Operations: Pam Brown (Charlotte '06), 4th season

Chief of Staff: MaryLynne Schaefer (Hartford '09), 4th season

Director of Video and Analytics: Eric Gracia (Texas-Pan American, '13), 2nd season

Director of Player Development: Natisha Heideman (Marquette '19), 1st season

Graduate Assistants: Amari Boyd (Penn State '19), 2nd season, Courtney Roman (Penn State '22), 1st season

Athletic Trainer: Claire Peters (Northern Arizona '11), 2nd season

Performance Enhancement Coach: Rhian Davis (Florida '08), 4th season

PRONUNCIATIONS

Ymke Brouwer
Johnasia Cash
Shay Ciezki
Aicha Dia
Leilani Kapinus
Makenna Marisa
Chanaya Pinto
Taniyah Thompson

em-kay
 John-asia
 Shay Ches-kee
 Eye-ee-sha Dee-uh
 Lay-lon-ee
 ma-REE-suh
 Sha-Ni-Uh Pin-tu
 Tah-ni-uh Thompson

Coaches
 Carolyn **Kieger**

KEY-grr

GAME 19 | PENN STATE VS MINNESOTA | JANUARY 18, 2023 | BRYCE JORDAN CENTER



0 | IVANE TENSAIE

G | So. | 5-7
Roseville, Minn.



1 | ALI BRIGHAM

F | Jr. | 6-4
Franklin, Mass.



2 | AICHA DIA

F | Fr. | 6-1
Montreal, Quebec, Canada



3 | YMKE BROUWER

F | R-Fr. | 6-0
Zurich, Switzerland



4 | SHAY CIEZKI

G | Fr. | 5-7
Lancaster, N.Y.



5 | LEILANI KAPINUS

G | R-So. | 5-10
Madison, Wis.



10 | CHANAYA PINTO

G | Sr. | 6-1
Maputo, Mozambique



11 | ANNA CAMDEN

F | Sr. | 6-3
Downingtown, Pa.



12 | KAYLA THOMAS

F | So. | 6-3
Beltsville, Md.



20 | MAKENNA MARISA

G | Sr. | 5-11
McMurray, Pa.



22 | ALLI CAMPBELL

G | R-So. | 5-11
Altoona, Pa.



23 | TANIYAH THOMPSON

G | Sr. | 5-11
Hamden, Conn.



24 | ALEXA WILLIAMSON

F | Gr. | 6-2
Houston, Pa.



33 | JOHNASIA CASH

F | Gr. | 6-3
McKeesport, Pa.



CAROLYN KIEGER

Head Coach
Fourth Season
Marquette '06



TERRI WILLIAMS

Assistant Coach
First Season
Penn State '91



SHARNEE ZOLL-NORMAN

Assistant Coach
First Season
Virginia '08



MAGGIE LUCAS

Assistant Coach
Third Season
Penn State '14

HEAD COACH CAROLYN KIEGER

Fourth Season • Marquette '06

Overall Career Record: 137-127

Penn State Record: 38-62

Carolyn Kieger (pronounced KEY-grr) enters her fourth season at the helm of the Lady Lions for the 2022-23 season. Former Penn State and Vice President of Athletics Sandy Barbour announced the selection of Kieger as the sixth head coach of the women's basketball program on April 3, 2019.

In her first three seasons, the win total has improved every year – seven in 2019-20, nine in 2020-21, to 11 in 2021-22.

Under Kieger's guidance in the 2021-22 season, Penn State led the Big Ten in steals with 269 and improved in five other statistical categories, including field goal percentage, free throw percentage, field goal percentage defense, blocks per game and steals per game.

Kieger also helped coach Makenna Marisa to her first consensus first-team All-Big Ten selection. Marisa became the 40th Lady Lion to pass the 1,000-point career mark after averaging 22.2 points per game, eighth in the nation. Along with Marisa, Leilani Kapinus was named to the conference All-Freshman team after finishing first in steals, second in rebounds per game and blocks, and third in points per game.

In Kieger's second season in Happy Valley, she mentored three Nittany Lions to All-Big Ten honors. Freshman Maddie Burke was the consensus pick for the Big Ten Sixth Player of the Year and the All-Freshman team by the coaches and media. Burke was a unanimous selection All-Freshman team by the coaches and was Penn State's first selection to the All-Freshman Team since 2016.

Burke became the second Penn State player to earn Big Ten Sixth Player of the Year honors in program history. Along with Burke, Johnasia Cash earned Second Team All-Big Ten honors by the media and Honorable Mention All-Big Ten honors by the conference coaches. Makenna Marisa earned Honorable Mention All-Big Ten honors by the coaches and media.

Under Kieger's direction, the Lady Lions improved in nearly every offensive category from year one to year two. The youngest team in the Big Ten and ninth-youngest in the country in 2020-21, the Lady Lions increased their offensive output in points per game, assists per game, three-point field goal percentage, three-point field goals made per game and field goal percentage.

The Lady Lions battled 10 ranked teams, the most among Big Ten teams, during the 2020-21 season. Kieger led the Lady Lions to its first win over an AP ranked Top-15 team since 2016 with a 69-67 victory over No. 15 Ohio State on February 24.

In her first season leading the Lady Lions, Kieger coached Kamaria McDaniel to a First Team All-Big Ten selection as the conference's second-leading scorer with an average of 19.8 points per game, also a top-15 mark in the nation (13). She also developed an aggressive up-tempo offense whose speed got the Lady Lions to the charity stripe 553 times during the 2019-20 season.

Kieger, a 2006 Marquette graduate, came to Happy Valley after five years at the helm of her alma mater, posting a 99-64 overall record. During the past three seasons, Kieger led the Golden Eagles to sparkling 76-26 mark (43-11 in Big East), which included a pair of Big East regular-season championships and a Big East Tournament Championship. Marquette made three consecutive NCAA Tournament appearances for the first time in 20 years, advancing to the round of 32 the past two seasons.

Widely regarded as one of the nation's brightest and rising coaching stars, Kieger's first



Marquette team in 2014-15 won nine games. She proceeded to lead the Golden Eagles to 14, 25, 24 and a program-record 27 victories over the next four seasons.

Kieger was named a semifinalist for the 2019 Naismith Women's Coach of the Year Award after leading the Golden Eagles to one of the best seasons in program history in 2018-19. Marquette captured its second consecutive, but first-ever outright Big East regular-season title and posted a school-best 27-8 record. The Golden Eagles were ranked in every Associated Press poll of the season for the first time in school history.

Marquette earned its third-straight NCAA Tournament berth in 2018-19, advancing to the second round for the second consecutive year. The Golden Eagles garnered a No. 5 seed and defeated Rice before dropping a two-point decision at No. 4 seed Texas A&M in the second round. The three consecutive NCAA Tournament appearances were Marquette's first since a three-year run from 1997-99.

Kieger mentored Allazia Blockton and Natisha Hiedeman to become Marquette's first Big East Players of the Year in 2017-18 and 2018-19, respectively. Kieger coached nine All-Big East selections in the last three seasons.

The 2017-18 campaign was another banner year as Kieger was named Big East Co-Coach of the Year after guiding the Golden Eagles to a program-record 15-3 conference mark and their first Big East regular season title. Kieger earned her first NCAA Tournament coaching victory with a first-round win over Dayton before falling at No. 1 seed Louisville.

Kieger coached Marquette to new heights in 2016-17 as the Golden Eagles won the Big East Tournament title for the first time in program history, while also earning a program-best No. 5 seed in the NCAA Tournament. She directed MU to the Big Dance for the first time since 2011. Kieger led Marquette to a 25-8 record in 2016-17, finishing with a 6-0 mark against teams ranked in the Top 25.

In her second year at the helm of the Golden Eagles, Kieger had the youngest program in NCAA Division I with eight freshmen on the roster in 2015-16, as MU improved its win total by five games. She made her collegiate head coaching debut on Nov. 15, 2014 against Green Bay and earned her first career victory on Nov. 17, 2014 when Marquette defeated Loyola-Chicago.

Prior to being named head coach at her alma mater, Kieger spent six seasons as an assistant coach at the University of Miami from 2008-14. Following graduation, she was at Miami as the coordinator of basketball operations (2006-07) and then served as director of operations at Marquette in 2007-08.

Kieger returned to Miami as an assistant coach in 2008-09 and was primarily responsible for guard development with the Hurricanes. She helped advance the skills of Miami guard Shenise Johnson, who earned All-America and ACC Player of the Year honors in 2010-11, while the squad was crowned ACC regular-season champions. She also helped guard Riquna Williams earn All-ACC first team accolades and finish as the ACC scoring leader with 21.7 points per game. Miami made three NCAA Tournament appearances and two in the WNIT during Kieger's last five seasons with the Hurricanes.

Kieger was a four-year starter at Marquette, a three-year captain and is MU's all-time assists leader. She is the only player in program history with at least 1,200 career points, 400 career rebounds and 600 assists. Kieger averaged 10.3 points per game during her career and was a second-team All-Big East selection in 2005-06, as well as, a second-team All-Conference USA selection for the 2003-04 and 2004-05 seasons.

During her senior campaign, Kieger was a finalist for the Nancy Lieberman Award, presented to the nation's top point guard. In addition to her athletic accomplishments, Kieger received the Big East Conference's Sportsmanship award as a senior.

A native of Roseville, Minnesota, Kieger graduated Cum Laude from Marquette with a bachelor's degree in broadcasting and electronic communications in 2006. She received the McCahill Award in 2007, presented to a graduated MU senior student-athlete who demonstrated the highest performance in scholarship, leadership and athletics.

THE KIEGER FILE

BORN: Roseville, Minn.

UNDERGRADUATE: Marquette, 2006 - Bachelor's degree in broadcasting and electronic communications

PLAYING CAREER: Marquette's all-time assists leader. Only player in Marquette history with at least 1,200 career points, 400 career rebounds and 600 assists. Three-time All-Conference pick who averaged 10.3 points per game over her career.

NAMED PENN STATE HEAD COACH: April 3, 2019

COACHING CAREER:

Penn State, 2019-present - Head Coach

Marquette, 2014-19 - Head Coach

Miami, 2008-14 - Assistant Coach

Marquette, 2007-08 - Director of Operations

Miami, 2006-07 - Coordinator of Basketball Operations

HEAD COACHING CAREER RECORD:

Year	School	Record	Postseason
2014-15	Marquette	9-23	--
2015-16	Marquette	14-16	--
2016-17	Marquette	25-8	NCAA First Round
2017-18	Marquette	24-10	NCAA Second Round
2018-19	Marquette	27-8	NCAA Second Round
2019-20	Penn State	7-23	--
2020-21	Penn State	9-15	--
2021-22	Penn State	11-18	--
2022-23	Penn State	11-7	--
Totals	Overall: 137-127		Penn State: 38-62

MILESTONE WINS

First career win as head coach: Nov. 17, 2014 - Marquette's 86-71 win over Loyola Chicago

First win at Penn State: Nov. 5, 2019 - 73-67 at Towson


100th career head coaching victory: Nov. 5, 2019 - 73-67 at Towson

First Big Ten win: Jan. 9, 2020 - 86-73 over Michigan State

First win vs. Top 25 opponent at Penn State: Feb. 24, 2021 - 69-67 win vs. #15 Ohio State

O Ivane Tensaie

G • 5-7 • So.
 Roseville, Minn. • Concordia Academy
 North Dakota State School of Science
 Major: Liberal Arts



2022-23 GAME-BY-GAME STATS

Opponent	Date	GS	MIN	Total		3-Pointers		Free throws		Rebounds				PF	A	TO	BLK	STL	PTS	AVG
				FG-FGA	PCT	3FG-3FGA	PCT	FT-FTA	PCT	OFF	DEF	TOT	AVG							
Fairfield	11/11/2022		01:21	0-0	.000	0-0	.000	0-0	.000	0	0	0	0.0	0	0	0	0	0	0	0.0
Bryant	11/18/2022		05:36	1-3	.333	1-2	.500	0-0	.000	0	0	0	0.0	0	0	0	0	0	3	1.5
vs Fresno St.	11/26/2022		03:18	1-2	.500	0-0	.000	0-0	.000	0	0	0	0.0	0	0	0	0	0	2	1.7
Virginia	11/30/2022		01:41	0-0	.000	0-0	.000	0-0	.000	0	0	0	0.0	0	0	0	0	0	0	1.3
Cornell	12/21/2022		04:16	0-1	.000	0-0	.000	0-0	.000	0	0	0	0.0	0	0	0	0	0	0	1.0
Rutgers	12/30/2022		03:55	0-0	.000	0-0	.000	2-2	1.000	0	1	1	0.2	0	0	0	0	0	2	1.2
at Nebraska	01/11/2023		06:48	0-1	.000	0-1	.000	0-0	.000	0	1	1	0.3	0	0	0	0	0	1.0	
at Iowa	01/14/2023		02:50	0-1	.000	0-1	.000	0-0	.000	0	0	0	0.3	0	0	0	0	0	0.9	
Totals		0	29:45	2-8	.250	1-4	.250	2-2	1.000	0	2	2	0.3	0	0	0	0	0	7	0.9

SEASON/CAREER HIGHS

Points
 Season 3, Bryant (11/18/22)
 Career 3, Bryant (11/18/22)
 Big Ten 2, Rutgers (12/30/22)

Rebounds
 Season 1, 2x
 Career 1, 2x
 Big Ten 1, Rutgers (12/30/22)

Assists
 Season -
 Career -
 Big Ten -

Steals
 Season -
 Career -
 Big Ten -

Blocks
 Season -
 Career -
 Big Ten -

Field Goals Made
 Season 1, 2x
 Career 1, 2x
 Big Ten -

3-Point Field Goals Made
 Season 1, Bryant (11/18/22)
 Career 1, Bryant (11/18/22)
 Big Ten -

Free Throws Made
 Season 2, Rutgers (12/30/22)
 Career 2, Rutgers (12/30/22)
 Big Ten 2, Rutgers (12/30/22)

Minutes
 Season 7, at Nebraska (1/11/23)
 Career 7, at Nebraska (1/11/23)
 Big Ten 7, at Nebraska (1/11/23)

Career
 10-point games -
 20-point games -
 Double-Doubles -

Player Averages

Games Played	Minutes/game	Points/game	FG Pct	3FG Pct	FT Pct	Rebounds/game	Assists/game	Turnovers/game	Assist/Turnover ratio	Steals/game	Blocks/game
8	3.7	0.9	25.0	25.0	100.0	0.3	0.0	0.0	0.0	0.0	0.0

1 Ali Brigham | F • 6-4 • Jr.

Franklin, Mass. • Franklin • George Washington
Major: Communications



CAREER STATS

SEASON	TEAM	GP-GS	MIN/AVG	Field Goals		3-Point		F-Throws		Rebounds				Scoring						
				FG-FGA	FG%	3FG-3FGA	3FG%	FT-FTA	FT%	OFF	DEF	TOT	AVG	PF-FO	A	TO	BLK	STL	PTS	AVG
2020-21	GWU	23-19	529/23.0	122-242	.504	1-10	.100	28-43	.651	50	57	107	4.7	42-1	18	53	26	13	273	11.9
2021-22	PSU	28-17	509/18.2	103-186	.554	0-1	.000	28-38	.737	54	62	116	4.1	74-2	29	60	30	13	234	8.4
2022-23	PSU	18-3	191/10.6	26-43	.605	0-1	.000	12-16	.750	20	26	46	2.6	25-0	19	17	4	5	64	3.6
TOTAL FOR PSU		46-20	700/15.2	129-229	.563	0-2	.000	40-54	.741	74	88	162	3.5	99-2	48	77	34	18	298	6.5
TOTAL		69-39	1229/17.8	251-471	.533	1-12	.083	68-97	.701	124	145	269	3.9	141-3	66	130	60	31	571	8.3

2022-23 GAME-BY-GAME STATS

Opponent	Date	GS	MIN	Total		3-Pointers		Free throws		Rebounds				PF	A	TO	BLK	STL	PTS	AVG	
				FG-FGA	PCT	3FG-3FGA	PCT	FT-FTA	PCT	OFF	DEF	TOT	AVG								
Norfolk St.	11/09/2022		03:01	0-0	.000	0-0	.000	0-0	.000	1	0	1	1.0	0	0	0	0	0	0	0.0	
Fairfield	11/11/2022		13:57	2-4	.500	0-0	.000	0-0	.000	2	1	3	2.0	4	2	2	0	0	4	2.0	
Youngstown St.	11/15/2022		02:34	0-0	.000	0-0	.000	0-0	.000	0	0	0	1.3	0	1	0	0	0	1.3		
Bryant	11/18/2022		15:49	4-6	.667	0-0	.000	3-4	.750	5	3	8	3.0	3	1	2	0	2	11	3.8	
Syracuse	11/21/2022		06:03	2-3	.667	0-0	.000	1-2	.500	0	1	1	2.6	1	1	0	0	0	5	4.0	
vs Toledo	11/25/2022		08:40	2-5	.400	0-1	.000	0-0	.000	1	4	5	3.0	0	1	1	0	1	4	4.0	
vs Fresno St.	11/26/2022		22:43	3-4	.750	0-0	.000	0-0	.000	0	4	4	3.1	1	2	1	1	0	6	4.3	
Virginia	11/30/2022		14:18	3-5	.600	0-0	.000	2-2	1.000	2	3	5	3.4	2	1	1	1	0	8	4.8	
at Minnesota	12/03/2022		02:38	0-0	.000	0-0	.000	0-0	.000	0	1	1	3.1	1	0	1	0	0	0	4.2	
Indiana	12/08/2022		06:33	0-0	.000	0-0	.000	0-0	.000	0	1	1	2.9	0	1	0	0	0	0	3.8	
West Virginia	12/11/2022		07:21	1-1	1.000	0-0	.000	2-2	1.000	0	0	0	2.6	1	0	1	0	0	4	3.8	
at Drexel	12/18/2022		08:30	0-0	.000	0-0	.000	0-0	.000	0	0	0	2.4	0	2	1	0	0	0	3.5	
Cornell	12/21/2022	*	18:36	4-6	.667	0-0	.000	1-2	.500	3	4	7	2.8	2	1	3	1	1	9	3.9	
Rutgers	12/30/2022	*	13:01	1-1	1.000	0-0	.000	3-4	.750	2	0	2	2.7	1	0	0	0	0	5	4.0	
at Michigan	01/03/2023	*	23:47	3-6	.500	0-0	.000	0-0	.000	3	3	6	2.9	3	6	3	0	1	6	4.1	
Purdue	01/07/2023		06:23	1-1	1.000	0-0	.000	0-0	.000	0	1	1	2.8	0	0	0	0	0	2	4.0	
at Nebraska	01/11/2023		10:29	0-1	.000	0-0	.000	0-0	.000	1	0	1	2.7	2	0	0	1	0	0	3.8	
at Iowa	01/14/2023		07:05	0-0	.000	0-0	.000	0-0	.000	0	0	0	2.6	4	0	1	0	0	0	3.6	
Totals			3	191:28	26-43	.605	0-1	.000	12-16	.750	20	26	46	2.6	25	19	17	4	5	64	3.6

Player Averages

Games Played	Minutes/game	Points/game	FG Pct	3FG Pct	FT Pct	Rebounds/game	Assists/game	Turnovers/game	Assist/Turnover ratio	Steals/game	Blocks/game
18	10.6	3.6	60.5	0.0	75.0	2.6	1.1	0.9	1.1	0.3	0.2

SEASON/CAREER HIGHS

Points
Season 11, Bryant (11/18/22)
Career 26, at VCU (1/27/21)*
Big Ten 13, Rutgers (12/9/21)

Rebounds
Season 8, Bryant (11/18/22)
Career 11, at Howard (12/13/20)*
Big Ten 8, Michigan (1/13/22)

Assists
Season 6, at Michigan (1/3/22)
Career 6, 2x
Big Ten 6, at Michigan (1/3/22)

Steals
Season 2, Bryant (11/18/22)
Career 2, 6x
Big Ten 2, 2x

Blocks
Season 1, 4x
Career 4, VCU (2/1/21)*
Big Ten 3, 2x

Field Goals Made
Season 4, 2x
Career 12, at VCU (1/27/21)*
Big Ten 6, Rutgers (12/9/21)

3-Point Field Goals Made
Season -
Career 1, at James Madison (12/9/20)*
Big Ten -

Free Throws Made
Season 3, 2x
Career 6, at Saint Joseph's (1/24/21)*
Big Ten 5, Minnesota (2/27/22)


Minutes
Season 22, Fresno St. (11/26/22)
Career 32, at Clemson (11/21/21)
Big Ten 26, at Indiana (12/6/21)

Career
10-point games 25 (10 at PSU)
20-point games 3 (2 at PSU)
Double-Doubles 1 (1 at PSU)

*At George Washington (2020-21)

2 Aicha Dia

F • 6-1 • Fr.
 Montreal, Quebec, Canada • Dawson College
 Major: Liberal Arts



2022-23 GAME-BY-GAME STATS

Opponent	Date	GS	MIN	Total		3-Pointers		Free throws		Rebounds				PF	A	TO	BLK	STL	PTS	AVG
				FG-FGA	PCT	3FG-3FGA	PCT	FT-FTA	PCT	OFF	DEF	TOT	AVG							
Fairfield	11/11/2022		02:00	0-1	.000	0-0	.000	0-0	.000	1	0	1	1.0	0	0	0	0	0	0	0.0
Bryant	11/18/2022		06:49	1-2	.500	0-1	.000	0-0	.000	0	2	2	1.5	0	1	1	0	1	2	1.0
vs Toledo	11/25/2022		02:38	0-0	.000	0-0	.000	0-0	.000	0	0	0	1.0	0	0	0	0	0	0	0.7
vs Fresno St.	11/26/2022		07:33	1-1	1.000	0-0	.000	0-0	.000	0	0	0	0.8	1	0	0	0	0	2	1.0
Virginia	11/30/2022		01:54	0-0	.000	0-0	.000	0-0	.000	0	0	0	0.6	0	0	0	0	0	0	0.8
Cornell	12/21/2022		10:36	3-4	.750	0-0	.000	0-0	.000	0	1	1	0.7	0	0	3	0	1	6	1.7
Rutgers	12/30/2022		05:11	0-0	.000	0-0	.000	1-2	.500	0	0	0	0.6	1	0	0	0	0	1	1.6
at Michigan	01/03/2023		00:45	0-0	.000	0-0	.000	0-0	.000	0	0	0	0.5	0	0	0	0	0	0	1.4
at Nebraska	01/11/2023		10:23	0-1	.000	0-0	.000	0-0	.000	2	2	4	0.9	0	1	0	1	2	0	1.2
at Iowa	01/14/2023		06:51	1-1	1.000	1-1	1.000	0-0	.000	0	0	0	0.8	3	0	0	0	0	3	1.4
Totals		0	54:40	6-10	.600	1-2	.500	1-2	.500	3	5	8	0.8	5	2	4	1	4	14	1.4

SEASON/CAREER HIGHS

Points
 Season 6, Cornell (12/21/22)
 Career 6, Cornell (12/21/22)
 Big Ten 3, at Iowa (1/14/23)

Rebounds
 Season 4, at Nebraska (1/11/23)
 Career 4, at Nebraska (1/11/23)
 Big Ten 4, at Nebraska (1/11/23)

Assists
 Season 1, 2x
 Career 1, 2x
 Big Ten 1, at Nebraska (1/11/23)

Steals
 Season 2, at Nebraska (1/11/23)
 Career 2, at Nebraska (1/11/23)
 Big Ten 2, at Nebraska (1/11/23)

Blocks
 Season 1, at Nebraska (1/11/23)
 Career 1, at Nebraska (1/11/23)
 Big Ten 1, at Nebraska (1/11/23)

Field Goals Made
 Season 3, Cornell (12/21/22)
 Career 3, Cornell (12/21/22)
 Big Ten 1, at Iowa (1/14/23)

3-Point Field Goals Made
 Season 1, at Iowa (1/14/23)
 Career 1, at Iowa (1/14/23)
 Big Ten 1, at Iowa (1/14/23)

Free Throws Made
 Season 1, Rutgers (12/30/22)
 Career 1, Rutgers (12/30/22)
 Big Ten 1, Rutgers (12/30/22)

Minutes
 Season 11, Cornell (12/21/22)
 Career 11, Cornell (12/21/22)
 Big Ten 10, at Nebraska (1/11/23)


Career
 10-point games -
 20-point games -
 Double-Doubles -

Player Averages

Games Played	Minutes/game	Points/game	FG Pct	3FG Pct	FT Pct	Rebounds/game	Assists/game	Turnovers/game	Assist/Turnover ratio	Steals/game	Blocks/game
10	5.5	1.4	60.0	50.0	50.0	0.8	0.2	0.4	0.5	0.4	0.1

4 Shay Ciezki

G • 5-7 • Fr.
Lancaster, N.Y. • St. Mary's
Major: Division of Undergraduate Studies



2022-23 GAME-BY-GAME STATS

Opponent	Date	GS	MIN	Total		3-Pointers		Free throws		Rebounds				PF	A	TO	BLK	STL	PTS	AVG	
				FG-FGA	PCT	3FG-3FGA	PCT	FT-FTA	PCT	OFF	DEF	TOT	AVG								
Norfolk St.	11/09/2022		08:08	0-1	.000	0-0	.000	1-2	.500	0	0	0	0.0	1	1	0	0	1	1	1.0	
Fairfield	11/11/2022	*	22:15	3-10	.300	1-7	.143	0-0	.000	2	2	4	2.0	2	0	2	0	2	7	4.0	
Youngstown St.	11/15/2022	*	26:45	5-9	.556	2-4	.500	4-4	1.000	0	5	5	3.0	0	3	1	0	0	16	8.0	
Bryant	11/18/2022	*	21:42	2-6	.333	1-3	.333	1-1	1.000	0	0	0	2.3	2	4	0	0	4	6	7.5	
Syracuse	11/21/2022	*	30:34	6-12	.500	4-9	.444	2-2	1.000	1	1	2	2.2	2	3	1	0	1	18	9.6	
vs Toledo	11/25/2022	*	35:52	6-13	.462	2-5	.400	2-2	1.000	0	1	1	2.0	4	3	2	0	1	16	10.7	
vs Fresno St.	11/26/2022	*	25:56	1-7	.143	0-2	.000	0-0	.000	1	0	1	1.9	2	4	0	0	1	2	9.4	
Virginia	11/30/2022	*	29:27	4-11	.364	3-5	.600	0-2	.000	0	1	1	1.8	3	3	5	0	1	11	9.6	
at Minnesota	12/03/2022	*	42:40	5-13	.385	3-8	.375	0-0	.000	0	1	1	1.7	4	0	3	0	1	13	10.0	
Indiana	12/08/2022	*	34:15	3-11	.273	0-4	.000	0-1	.000	1	1	2	1.7	2	1	4	0	1	6	9.6	
West Virginia	12/11/2022	*	35:12	5-9	.556	4-7	.571	0-0	.000	1	1	2	1.7	1	6	3	0	0	14	10.0	
at Drexel	12/18/2022	*	39:50	5-10	.500	3-7	.429	3-3	1.000	1	3	4	1.9	3	2	5	0	0	16	10.5	
Cornell	12/21/2022	*	18:45	4-6	.667	2-4	.500	0-0	.000	0	1	1	1.8	3	4	1	0	1	10	10.5	
Rutgers	12/30/2022	*	24:57	2-7	.286	0-2	.000	3-4	.750	2	3	5	2.1	3	5	2	0	3	7	10.2	
at Michigan	01/03/2023	*	38:58	8-14	.571	5-8	.625	0-1	.000	0	1	1	2.0	3	4	1	0	1	21	10.9	
Purdue	01/07/2023	*	28:40	3-8	.375	2-3	.667	0-0	.000	0	2	2	2.0	2	1	3	1	2	8	10.8	
at Nebraska	01/11/2023	*	27:04	4-9	.444	2-4	.500	0-0	.000	0	1	1	1.9	1	1	3	0	1	10	10.7	
at Iowa	01/14/2023	*	37:32	7-17	.412	2-8	.250	4-4	1.000	1	6	7	2.2	4	3	3	0	3	20	11.2	
Totals			17	528:32	73-173	.422	36-90	.400	20-26	.769	10	30	40	2.2	42	48	39	1	24	202	11.2

SEASON/CAREER HIGHS

Points
Season 21, Michigan (1/3/23)
Career 21, Michigan (1/3/23)
Big Ten 21, Michigan (1/3/23)

Rebounds
Season 7, at Iowa (1/14/23)
Career 7, at Iowa (1/14/23)
Big Ten 7, at Iowa (1/14/23)

Assists
Season 6, West Virginia (12/11/22)
Career 6, West Virginia (12/11/22)
Big Ten 5, Rutgers (12/30/22)

Steals
Season 4, Bryant (11/18/22)
Career 4, Bryant (11/18/22)
Big Ten 3, 2x

Blocks
Season 1, Purdue (1/7/23)
Career 1, Purdue (1/7/23)
Big Ten 1, Purdue (1/7/23)

Field Goals Made
Season 8, Michigan (1/3/23)
Career 8, Michigan (1/3/23)
Big Ten 8, Michigan (1/3/23)

3-Point Field Goals Made
Season 5, Michigan (1/3/23)
Career 5, Michigan (1/3/23)
Big Ten 5, Michigan (1/3/23)

Free Throws Made
Season 4, 2x
Career 4, 2x
Big Ten 4, at Iowa (1/14/23)

Minutes
Season 42, at Minnesota (12/3/22)
Career 42, at Minnesota (12/3/22)
Big Ten 42, at Minnesota (12/3/22)

Career
10-point games 11
20-point games 2
Double-Doubles -

Player Averages

Games Played	Minutes/game	Points/game	FG Pct	3FG Pct	FT Pct	Rebounds/game	Assists/game	Turnovers/game	Assist/Turnover ratio	Steals/game	Blocks/game
18	29.4	11.2	42.2	40.0	76.9	2.2	2.7	2.2	1.2	1.3	0.1

5 Leilani Kapinus

G • 5-10 • R-So.
 Madison, Wis. • James Madison Memorial
 Major: Kinesiology (Applied Exercise and Health)



CAREER STATS

SEASON TEAM	GP-GS	MIN/AVG	Field Goals		3-Point		F-Throws		Rebounds				Scoring						
			FG-FGA	FG%	3FG-3FGA	3FG%	FT-FTA	FT%	OFF	DEF	TOT	AVG	PF-FO	A	TO	BLK	STL	PTS	AVG
2021-22 PSU	29-29	746/25.7	104-242	.430	13-56	.232	57-85	.671	45	120	165	5.7	85-2	46	74	33	59	278	9.6
2022-23 PSU	18-18	492/27.4	75-159	.472	7-33	.212	51-72	.708	29	78	107	5.9	49-3	47	60	16	57	208	11.6
TOTAL	47-47	1239/26.4	179-401	.446	20-89	.225	108-157	.688	74	198	272	5.8	134-5	93	134	49	116	486	10.3

2022-23 GAME-BY-GAME STATS

Opponent	Date	GS	MIN	Total		3-Pointers		Free throws		Rebounds				PF	A	TO	BLK	STL	PTS	AVG	
				FG-FGA	PCT	3FG-3FGA	PCT	FT-FTA	PCT	OFF	DEF	TOT	AVG								
Norfolk St.	11/09/2022	*	30:46	1-4	.250	1-3	.333	6-6	1.000	3	5	8	8.0	3	3	6	0	1	9	9.0	
Fairfield	11/11/2022	*	28:18	5-8	.625	0-0	.000	1-1	1.000	2	6	8	8.0	1	2	3	1	9	11	10.0	
Youngstown St.	11/15/2022	*	37:17	8-14	.571	0-1	.000	5-8	.625	1	8	9	8.3	3	5	3	1	4	21	13.7	
Bryant	11/18/2022	*	20:51	5-7	.714	0-0	.000	0-0	.000	3	4	7	8.0	1	4	2	0	3	10	12.8	
Syracuse	11/21/2022	*	18:36	1-3	.333	0-1	.000	2-3	.667	2	3	5	7.4	4	0	4	1	1	4	11.0	
vs Toledo	11/25/2022	*	19:45	0-3	.000	0-2	.000	3-4	.750	0	4	4	6.8	2	1	5	0	1	3	9.7	
vs Fresno St.	11/26/2022	*	20:58	6-11	.545	0-0	.000	0-0	.000	1	3	4	6.4	1	5	1	1	6	12	10.0	
Virginia	11/30/2022	*	26:29	2-6	.333	0-1	.000	0-0	.000	0	5	5	6.3	3	3	3	0	3	4	9.3	
at Minnesota	12/03/2022	*	39:45	8-10	.800	0-0	.000	2-6	.333	1	2	3	5.9	4	4	2	2	5	18	10.2	
Indiana	12/08/2022	*	34:16	5-13	.385	1-5	.200	4-4	1.000	3	5	8	6.1	3	3	2	0	1	15	10.7	
West Virginia	12/11/2022	*	27:40	5-10	.500	0-2	.000	5-5	1.000	0	7	7	6.2	5	0	5	4	3	15	11.1	
at Drexel	12/18/2022	*	28:17	3-7	.429	2-4	.500	5-6	.833	2	3	5	6.1	5	4	3	1	2	13	11.3	
Cornell	12/21/2022	*	22:02	5-9	.556	0-1	.000	3-4	.750	1	4	5	6.0	1	1	6	0	0	13	11.4	
Rutgers	12/30/2022	*	28:55	5-14	.357	1-5	.200	3-4	.750	2	2	4	5.9	2	5	2	1	6	14	11.6	
at Michigan	01/03/2023	*	16:59	5-8	.625	0-0	.000	0-0	.000	1	2	3	5.7	5	2	3	0	0	10	11.5	
Purdue	01/07/2023	*	36:26	6-12	.500	2-4	.500	3-7	.429	4	8	12	6.1	1	4	1	1	7	17	11.8	
at Nebraska	01/11/2023	*	22:35	1-10	.100	0-1	.000	1-2	.500	2	3	5	6.0	3	0	3	1	1	3	11.3	
at Iowa	01/14/2023	*	32:25	4-10	.400	0-3	.000	8-12	.667	1	4	5	5.9	2	1	6	2	4	16	11.6	
Totals			18	492:20	75-159	.472	7-33	.212	51-72	.708	29	78	107	5.9	49	47	60	16	57	208	11.6

Player Averages

Games Played	Minutes/game	Points/game	FG Pct	3FG Pct	FT Pct	Rebounds/game	Assists/game	Turnovers/game	Assist/Turnover ratio	Steals/game	Blocks/game
18	27.4	11.6	47.2	21.2	70.8	5.9	2.6	3.3	0.8	3.2	0.9

SEASON/CAREER HIGHS

Points
 Season 21, Youngstown St. (11/15/22)
 Career 23, at Rutgers (2/13/22)
 Big Ten 23, at Rutgers (2/13/22)

Rebounds
 Season 12, Purdue (1/7/23)
 Career 13, Rutgers (3/2/22)
 Big Ten 12, 3x

Assists
 Season 5, 3x
 Career 5, 3x
 Big Ten 5, Rutgers (12/30/22)

Steals
 Season 9, Fairfield (11/11/22)
 Career 9, Fairfield (11/11/22)
 Big Ten 7, Purdue (1/7/23)

Blocks
 Season 4, West Virginia (12/11/22)
 Career 4, 2x
 Big Ten 3, Maryland (1/30/22)

Field Goals Made
 Season 8, 2x
 Career 9, 2x
 Big Ten 9, at Rutgers (2/13/22)

3-Point Field Goals Made
 Season 2, 2x
 Career 2, 3x
 Big Ten 2, Purdue (1/7/23)

Free Throws Made
 Season 8, at Iowa (1/14/23)
 Career 9, Rutgers (3/2/22)
 Big Ten 8, at Iowa (1/14/23)

Minutes
 Season 40, at Minnesota (12/3/22)
 Career 40, at Minnesota (12/3/22)
 Big Ten 40, at Minnesota (12/3/22)

Career
 10-point games 29
 20-point games 3
 Double-Doubles 4

10 Chanaya Pinto

F • 6-1 • Sr.

Maputo, Mozambique • Escola Secundaria de Carcavelos

Oregon • Northwest Florida State College

Major: Sociology



CAREER STATS

SEASON	TEAM	GP-GS	MIN/AVG	Field Goals		3-Point		F-Throws		Rebounds				Scoring						
				FG-FGA	FG%	3FG-3FGA	3FG%	FT-FTA	FT%	OFF	DEF	TOT	AVG	PF-FO	A	TO	BLK	STL	PTS	AVG
2021-22	Oregon	30-0	343/11.4	30-64	.469	5-14	.357	21-38	.553	20	53	73	2.4	39-1	19	22	0	18	86	2.9
2022-23	PSU	17-11	360/21.2	34-73	.466	4-20	.200	24-36	.667	32	43	75	4.4	35-1	28	30	1	25	96	5.6
TOTAL FOR PSU		17-11	360/21.2	34-73	.466	4-20	.200	24-36	.667	32	43	75	4.4	35-1	28	30	1	25	96	5.6
TOTAL		47-11	703/15.0	64-137	.467	9-34	.265	45-74	.608	52	96	148	3.1	74-2	47	52	1	43	182	3.9

2022-23 GAME-BY-GAME STATS

Opponent	Date	GS	MIN	Total		3-Pointers		Free throws		Rebounds				Other							
				FG-FGA	PCT	3FG-3FGA	PCT	FT-FTA	PCT	OFF	DEF	TOT	AVG	PF	A	TO	BLK	STL	PTS	AVG	
Norfolk St.	11/09/2022		16:18	0-3	.000	0-2	.000	3-6	.500	1	3	4	4.0	2	0	5	0	0	3	3.0	
Fairfield	11/11/2022		10:05	0-1	.000	0-0	.000	2-2	1.000	2	0	2	3.0	0	1	2	0	0	2	2.5	
Youngstown St.	11/15/2022		11:08	1-3	.333	0-0	.000	1-2	.500	4	1	5	3.7	3	0	2	0	0	3	2.7	
Bryant	11/18/2022		14:55	2-3	.667	0-0	.000	2-3	.667	1	3	4	3.8	0	4	0	0	1	6	3.5	
Syracuse	11/21/2022		18:25	5-7	.714	1-1	1.000	1-2	.500	2	5	7	4.4	1	0	0	0	0	12	5.2	
vs Toledo	11/25/2022	*	27:59	5-9	.556	2-4	.500	1-1	1.000	3	3	6	4.7	2	0	3	0	3	13	6.5	
vs Fresno St.	11/26/2022	*	07:36	1-2	.500	0-1	.000	1-1	1.000	0	1	1	4.1	2	0	1	0	1	3	6.0	
at Minnesota	12/03/2022	*	45:12	4-8	.500	0-2	.000	3-4	.750	2	6	8	4.6	2	2	3	0	1	11	6.6	
Indiana	12/08/2022		17:33	3-5	.600	0-0	.000	1-2	.500	1	0	1	4.2	1	1	1	0	1	7	6.7	
West Virginia	12/11/2022	*	23:41	2-4	.500	1-1	1.000	1-2	.500	3	5	8	4.6	0	1	0	0	2	6	6.6	
at Drexel	12/18/2022	*	35:04	1-4	.250	0-2	.000	3-5	.600	4	3	7	4.8	5	3	1	1	1	5	6.5	
Cornell	12/21/2022	*	23:07	3-4	.750	0-0	.000	2-2	1.000	3	3	6	4.9	1	7	2	0	5	8	6.6	
Rutgers	12/30/2022	*	23:03	4-6	.667	0-1	.000	0-0	.000	0	2	2	4.7	2	3	2	0	2	8	6.7	
at Michigan	01/03/2023	*	16:38	2-6	.333	0-2	.000	0-0	.000	0	1	1	4.4	3	3	1	0	1	4	6.5	
Purdue	01/07/2023	*	24:39	1-3	.333	0-1	.000	0-0	.000	2	2	4	4.4	4	1	0	0	1	2	6.2	
at Nebraska	01/11/2023	*	26:25	0-3	.000	0-2	.000	3-4	.750	2	3	5	4.4	3	2	3	0	6	3	6.0	
at Iowa	01/14/2023	*	18:22	0-2	.000	0-1	.000	0-0	.000	2	2	4	4.4	4	0	4	0	0	0	5.6	
Totals			11	360:11	34-73	.466	4-20	.200	24-36	.667	32	43	75	4.4	35	28	30	1	25	96	5.6

Player Averages

Games Played	Minutes/game	Points/game	FG Pct	3FG Pct	FT Pct	Rebounds/game	Assists/game	Turnovers/game	Assist/Turnover ratio	Steals/game	Blocks/game
17	21.2	5.6	46.6	20.0	66.7	4.4	1.6	1.8	0.9	1.5	0.1

SEASON/CAREER HIGHS

Points	
Season	13, Toledo (11/25/22)
Career	13, Toledo (11/25/22)
Big Ten	11, at Minnesota (12/3/22)
Rebounds	
Season	8, 2x
Career	9, vs. Dixie State (11/14/21)*
Big Ten	8, at Minnesota (12/3/22)
Assists	
Season	7, Cornell (12/21/22)
Career	7, Cornell (12/21/22)
Big Ten	3, 2x
Steals	
Season	6, at Nebraska (1/11/23)
Career	6, at Nebraska (1/11/23)
Big Ten	6, at Nebraska (1/11/23)
Blocks	
Season	1, at Drexel (12/18/22)
Career	1, at Drexel (12/18/22)
Big Ten	1, at Drexel (12/18/22)
Field Goals Made	
Season	5, 2x
Career	5, 2x
Big Ten	4, 2x
3-Point Field Goals Made	
Season	2, Toledo (11/25/22)
Career	2, 2x
Big Ten	-
Free Throws Made	
Season	3, 4x
Career	4, 2x*
Big Ten	3, 2x
Minutes	
Season	45, at Minnesota (12/3/22)
Career	45, at Minnesota (12/3/22)
Big Ten	45, at Minnesota (12/3/22)
Career	
10-point games	6 (3 at PSU)
20-point games	-
Double-Doubles	-

*At Oregon (2021-22)

11 Anna Camden | F • 6-3 • Sr.

Downingtown, Pa. • The Shipley School
Major: Broadcast Journalism



CAREER STATS

SEASON TEAM	GP-GS	MIN/AVG	Field Goals		3-Point		F-Throws		Rebounds				Scoring						
			FG-FGA	FG%	3FG-3FGA	3FG%	FT-FTA	FT%	OFF	DEF	TOT	AVG	PF-FO	A	TO	BLK	STL	PTS	AVG
2019-20 PSU	30-8	492/16.4	52-136	.382	39-106	.368	5-6	.833	19	40	59	2.0	30-0	11	15	14	13	148	4.9
2020-21 PSU	24-23	584/24.3	72-181	.398	24-90	.267	18-21	.857	31	47	78	3.3	54-0	21	35	12	25	186	7.8
2021-22 PSU	29-20	660/22.8	68-176	.386	29-88	.330	11-15	.733	31	112	143	4.9	62-2	27	34	28	28	176	6.1
2022-23 PSU	18-5	289/16.1	17-59	.288	14-46	.304	4-6	.667	4	17	21	1.2	18-0	16	16	6	13	52	2.9
TOTAL	101-56	2025/20.1	209-552	.379	106-330	.321	38-48	.792	85	216	301	3.0	164-2	75	100	60	79	562	5.6

2022-23 GAME-BY-GAME STATS

Opponent	Date	GS	MIN	Total		3-Pointers		Free throws		Rebounds				PF	A	TO	BLK	STL	PTS	AVG
				FG-FGA	PCT	3FG-3FGA	PCT	FT-FTA	PCT	OFF	DEF	TOT	AVG							
Norfolk St.	11/09/2022	*	25:40	2-9	.222	2-9	.222	0-2	.000	2	0	2	2.0	3	1	3	1	0	6	6.0
Fairfield	11/11/2022	*	18:59	0-1	.000	0-0	.000	0-0	.000	1	1	2	2.0	1	0	2	0	1	0	3.0
Youngstown St.	11/15/2022	*	15:47	2-2	1.000	1-1	1.000	0-0	.000	0	0	0	1.3	0	1	0	0	0	5	3.7
Bryant	11/18/2022	*	20:51	0-4	.000	0-3	.000	0-0	.000	0	1	1	1.3	0	4	0	0	2	0	2.8
Syracuse	11/21/2022		13:27	2-5	.400	2-5	.400	0-0	.000	0	1	1	1.2	1	1	1	0	0	6	3.4
vs Toledo	11/25/2022		17:38	0-2	.000	0-2	.000	0-0	.000	0	1	1	1.2	2	0	1	0	0	0	2.8
vs Fresno St.	11/26/2022	*	16:04	0-2	.000	0-2	.000	2-2	1.000	0	2	2	1.3	1	0	0	0	3	2	2.7
Virginia	11/30/2022		13:55	1-4	.250	1-3	.333	0-0	.000	0	2	2	1.4	1	0	0	1	0	3	2.8
at Minnesota	12/03/2022		08:14	0-2	.000	0-0	.000	0-0	.000	0	0	0	1.2	1	1	0	0	0	0	2.4
Indiana	12/08/2022		07:26	0-3	.000	0-3	.000	0-0	.000	1	0	1	1.2	0	0	1	0	0	0	2.2
West Virginia	12/11/2022		16:41	0-1	.000	0-1	.000	0-0	.000	0	2	2	1.3	1	1	2	1	0	0	2.0
at Drexel	12/18/2022		06:15	0-1	.000	0-0	.000	0-0	.000	0	0	0	1.2	0	1	2	0	0	0	1.8
Cornell	12/21/2022		21:04	2-4	.500	2-3	.667	0-0	.000	0	2	2	1.2	0	2	1	0	1	6	2.2
Rutgers	12/30/2022		16:57	3-4	.750	2-3	.667	0-0	.000	0	0	0	1.1	2	1	0	1	2	8	2.6
at Michigan	01/03/2023		22:19	1-5	.200	1-4	.250	0-0	.000	0	2	2	1.2	1	1	0	0	1	3	2.6
Purdue	01/07/2023		16:25	3-6	.500	2-3	.667	0-0	.000	0	0	0	1.1	0	0	0	0	1	8	2.9
at Nebraska	01/11/2023		11:49	1-2	.500	1-2	.500	0-0	.000	0	1	1	1.1	0	1	0	0	1	3	2.9
at Iowa	01/14/2023		19:53	0-2	.000	0-2	.000	2-2	1.000	0	2	2	1.2	4	1	3	2	1	2	2.9
Totals			5 289:24	17-59	.288	14-46	.304	4-6	.667	4	17	21	1.2	18	16	16	6	13	52	2.9

Player Averages

Games Played	Minutes/ game	Points/ game	FG Pct	3FG Pct	FT Pct	Rebounds/ game	Assists/ game	Turnovers/ game	Assist/Turnover ratio	Steals/ game	Blocks/ game
18	16.1	2.9	28.8	30.4	66.7	1.2	0.9	0.9	1.0	0.7	0.3

SEASON/CAREER HIGHS

Points
Season 8, 2x
Career 18, at Iowa (2/18/21)
Big Ten 18, at Iowa (2/18/21)

Rebounds
Season 2, 8x
Career 10, 2x
Big Ten 8, 3x

Assists
Season 4, Bryant (11/18/22)
Career 3, 5x
Big Ten 3, 3x

Steals
Season 3, Fresno St. (11/26/22)
Career 4, 2x
Big Ten 4, 2x

Blocks
Season 2, at Iowa (1/14/23)
Career 7, at Michigan St. (2/21/22)
Big Ten 7, at Michigan St. (2/21/22)

Field Goals Made
Season 3, Purdue (1/7/23)
Career 8, at Iowa (2/18/21)
Big Ten 8, at Iowa (2/18/21)

3-Point Field Goals Made
Season 2, 5x
Career 4, 3x
Big Ten 4, at Rutgers (3/2/21)

Free Throws Made
Season 2, 2x
Career 4, Purdue (12/20/20)
Big Ten 4, Purdue (12/20/20)

Minutes
Season 26, Norfolk State (11/9/22)
Career 35, 2x
Big Ten 35, at Iowa (2/18/21)

Career
10-point games 17
20-point games -
Double-Doubles 2

12 Kayla Thomas

F • 6-3 • So.
 Beltsville, Md. • Emerge Christian Academy
 Major: Criminology



CAREER STATS

SEASON	TEAM	GP-GS	MIN/AVG	Field Goals		3-Point		F-Throws		Rebounds				Scoring						
				FG-FGA	FG%	3FG-3FGA	3FG%	FT-FTA	FT%	OFF	DEF	TOT	AVG	PF	FO	A	TO	BLK	STL	PTS
2021-22	PSU	18-0	137/7.6	13-29	.448	0-0	.000	6-8	.750	13	12	25	1.4	13-0	3	11	5	4	32	1.8
2022-23	PSU	8-0	34/4.2	2-5	.400	0-0	.000	6-8	.750	3	4	7	0.9	7-0	1	4	1	0	10	1.3
TOTAL		26-0	170/6.6	15-34	.441	0-0	.000	12-16	.750	16	16	32	1.2	20-0	4	15	6	4	42	1.6

2022-23 GAME-BY-GAME STATS

Opponent	Date	GS	MIN	Total		3-Pointers		Free throws		Rebounds				PF	A	TO	BLK	STL	PTS	AVG
				FG-FGA	PCT	3FG-3FGA	PCT	FT-FTA	PCT	OFF	DEF	TOT	AVG							
Fairfield	11/11/2022		01:31	0-0	.000	0-0	.000	0-0	.000	0	0	0	0.0	1	0	0	0	0	0	0.0
Bryant	11/18/2022		05:22	0-1	.000	0-0	.000	3-4	.750	1	1	2	1.0	1	0	1	1	0	3	1.5
vs Fresno St.	11/26/2022		04:49	0-0	.000	0-0	.000	0-0	.000	0	0	0	0.7	2	0	1	0	0	0	1.0
Virginia	11/30/2022		01:12	0-0	.000	0-0	.000	0-0	.000	0	0	0	0.5	0	0	1	0	0	0	0.8
Cornell	12/21/2022		07:05	1-2	.500	0-0	.000	0-0	.000	1	0	1	0.6	1	1	0	0	0	2	1.0
Rutgers	12/30/2022		03:10	0-0	.000	0-0	.000	2-2	1.000	0	1	1	0.7	2	0	0	0	0	2	1.2
at Nebraska	01/11/2023		06:48	1-1	1.000	0-0	.000	1-2	.500	0	1	1	0.7	0	0	1	0	0	3	1.4
at Iowa	01/14/2023		03:42	0-1	.000	0-0	.000	0-0	.000	1	1	2	0.9	0	0	0	0	0	0	1.3
Totals			0 33:39	2-5	.400	0-0	.000	6-8	.750	3	4	7	0.9	7	1	4	1	0	10	1.3

Player Averages

Games Played	Minutes/ game	Points/ game	FG Pct	3FG Pct	FT Pct	Rebounds/ game	Assists/ game	Turnovers/ game	Assist/Turnover ratio	Steals/ game	Blocks/ game
8	4.2	1.3	40.0	0.0	75.0	0.9	0.1	0.5	0.3	0.0	0.1

SEASON/CAREER HIGHS	
Points	
Season	3, 2x
Career	8, at Purdue (2/9/22)
Big Ten	8, at Purdue (2/9/22)
Rebounds	
Season	2, 2x
Career	4, 2x
Big Ten	4, at Nebraska (2/3/22)
Assists	
Season	1, Cornell (12/21/22)
Career	1, 4x
Big Ten	1, 2x
Steals	
Season	-
Career	1, 4x
Big Ten	1, 3x
Blocks	
Season	1, Bryant (11/18/22)
Career	1, 5x
Big Ten	1, 3x
Field Goals Made	
Season	1, 2x
Career	3, 2x
Big Ten	3, 2x
3-Point Field Goals Made	
Season	-
Career	-
Big Ten	-
Free Throws Made	
Season	3, Bryant (11/18/22)
Career	3, 2x
Big Ten	3, at Maryland (1/6/22)
Minutes	
Season	7, 2x
Career	16, vs. Maryland (1/30/22)
Big Ten	16, vs. Maryland (1/30/22)
Career	
10-point games	-
20-point games	-
Double-Doubles	-

20 Makenna Marisa

G • 5-11 • Sr.
 McMurray, Pa. • Peters Township
 Major: Elementary and Early Childhood Education



CAREER STATS

SEASON TEAM	GP-GS	MIN/AVG	Field Goals		3-Point		F-Throws		Rebounds				Scoring						
			FG-FGA	FG%	3FG-3FGA	3FG%	FT-FTA	FT%	OFF	DEF	TOT	AVG	PF-FO	A	TO	BLK	STL	PTS	AVG
2019-20 PSU	30-29	979/32.6	95-280	.339	39-121	.322	48-57	.842	35	99	134	4.5	71-2	66	75	9	38	277	9.2
2020-21 PSU	24-24	765/31.9	120-312	.385	29-95	.305	53-64	.828	30	89	119	5.0	51-2	121	63	4	25	322	13.4
2021-22 PSU	29-29	1039/35.8	224-523	.428	59-173	.341	138-165	.836	20	103	123	4.2	61-2	123	105	7	47	645	22.2
2022-23 PSU	18-18	624/34.7	117-282	.415	38-94	.404	46-61	.754	19	63	82	4.6	32-0	73	54	6	35	318	17.7
TOTAL	101-100	3408/33.7	556-1397	.398	165-483	.342	285-347	.821	104	354	458	4.5	215-6	383	297	26	145	1562	15.5

2022-23 GAME-BY-GAME STATS

Opponent	Date	GS	MIN	Total		3-Pointers		Free throws		Rebounds				PF	A	TO	BLK	STL	PTS	AVG	
				FG-FGA	PCT	3FG-3FGA	PCT	FT-FTA	PCT	OFF	DEF	TOT	AVG								
Norfolk St.	11/09/2022	*	39:02	8-16	.500	2-4	.500	6-8	.750	3	8	11	11.0	2	4	4	1	1	24	24.0	
Fairfield	11/11/2022	*	33:39	5-10	.500	0-0	.000	4-5	.800	1	3	4	7.5	2	10	5	0	3	14	19.0	
Youngstown St.	11/15/2022	*	38:05	9-22	.409	2-4	.500	1-2	.500	2	3	5	6.7	2	4	6	0	2	21	19.7	
Bryant	11/18/2022	*	19:29	6-8	.750	3-5	.600	2-2	1.000	1	1	2	5.5	1	0	3	0	5	17	19.0	
Syracuse	11/21/2022	*	38:14	8-21	.381	1-4	.250	5-5	1.000	3	5	8	6.0	0	7	2	0	3	22	19.6	
vs Toledo	11/25/2022	*	37:29	7-14	.500	0-1	.000	0-0	.000	0	4	4	5.7	2	3	2	0	1	14	18.7	
vs Fresno St.	11/26/2022	*	22:29	2-13	.154	0-4	.000	2-2	1.000	1	2	3	5.3	1	5	1	0	1	6	16.9	
Virginia	11/30/2022	*	25:12	6-12	.500	3-7	.429	1-2	.500	0	2	2	4.9	3	1	1	0	0	16	16.8	
at Minnesota	12/03/2022	*	49:29	13-21	.619	7-10	.700	1-2	.500	0	4	4	4.8	3	6	4	2	2	34	18.7	
Indiana	12/08/2022	*	40:00	5-18	.278	1-5	.200	1-2	.500	2	5	7	5.0	2	4	1	0	2	12	18.0	
West Virginia	12/11/2022	*	33:02	4-10	.400	1-4	.250	0-2	.000	1	3	4	4.9	2	5	3	0	2	9	17.2	
at Drexel	12/18/2022	*	44:49	10-16	.625	7-10	.700	1-2	.500	1	2	3	4.8	3	5	6	0	1	28	18.1	
Cornell	12/21/2022	*	26:49	3-10	.300	1-3	.333	5-6	.833	0	1	1	4.5	2	3	2	1	2	12	17.6	
Rutgers	12/30/2022	*	33:38	11-22	.500	4-9	.444	6-7	.857	1	4	5	4.5	1	3	2	1	1	32	18.6	
at Michigan	01/03/2023	*	40:00	5-14	.357	2-6	.333	2-2	1.000	1	5	6	4.6	3	3	2	1	4	14	18.3	
Purdue	01/07/2023	*	38:10	8-23	.348	3-6	.500	5-6	.833	2	6	8	4.8	2	6	4	0	1	24	18.7	
at Nebraska	01/11/2023	*	31:46	5-19	.263	1-8	.125	3-4	.750	0	1	1	4.6	0	3	4	0	3	14	18.4	
at Iowa	01/14/2023	*	33:01	2-13	.154	0-4	.000	1-2	.500	0	4	4	4.6	1	1	2	0	1	5	17.7	
Totals			18	624:24	117-282	.415	38-94	.404	46-61	.754	19	63	82	4.6	32	73	54	6	35	318	17.7

Player Averages

Games Played	Minutes/ game	Points/ game	FG Pct	3FG Pct	FT Pct	Rebounds/ game	Assists/ game	Turnovers/ game	Assist/Turnover ratio	Steals/ game	Blocks/ game
18	34.7	17.7	41.5	40.4	75.4	4.6	4.1	3.0	1.4	1.9	0.3

SEASON/CAREER HIGHS

Points

Season 34, at Minnesota (12/3/22)
 Career 34, at Minnesota (12/3/22)
 Big Ten 34, at Minnesota (12/3/22)

Rebounds

Season 11, Norfolk State (11/9/22)
 Career 11, 2x
 Big Ten 10, at Iowa (2/18/21)

Assists

Season 10, Fairfield (11/11/22)
 Career 11, vs. Delaware State (11/16/21)
 Big Ten 10, vs. Illinois (11/16/22)

Steals

Season 5, Bryant (11/18/22)
 Career 10, vs. Delaware State (11/16/21)
 Big Ten 4, Michigan (1/13/22)

Blocks

Season 2, at Minnesota (12/3/22)
 Career 2, 2x
 Big Ten 2, 2x

Field Goals Made

Season 13, at Minnesota (12/3/22)
 Career 13, at Minnesota (12/3/22)
 Big Ten 13, at Minnesota (12/3/22)

3-Point Field Goals Made

Season 7, 2x
 Career 7, 2x
 Big Ten 7, at Minnesota (12/3/22)

Free Throws Made

Season 6, 2x
 Career 14, at Michigan St. (2/21/22)
 Big Ten 14, at Michigan St. (2/21/22)

Minutes

Season 49, at Minnesota (12/3/22)
 Career 49, at Minnesota (12/3/22)
 Big Ten 49, at Minnesota (12/3/22)

Career

10-point games 72
 20-point games 31
 30-point games 7
 Double-Doubles 4
 Triple-Doubles 1

22 Alli Campbell

G • 6-1 • R-So.
 Altoona, Pa. • Bellwood-Antis • Notre Dame
 Major: Communications



CAREER STATS

SEASON	TEAM	GP-GS	MIN/AVG	Field Goals		3-Point		F-Throws		Rebounds				Scoring						
				FG-FGA	FG%	3FG-3FGA	3FG%	FT-FTA	FT%	OFF	DEF	TOT	AVG	PF-FO	A	TO	BLK	STL	PTS	AVG
2020-21	ND	6-0	73/12.2	5-9	.556	1-3	.333	2-4	.500	2	8	10	1.7	5-0	2	2	4	2	13	2.2
2022-23	PSU	10-1	171/17.1	16-40	.400	7-20	.350	0-0	.000	4	13	17	1.7	11-0	15	11	0	16	39	3.9
TOTAL FOR PSU		10-1	171/17.1	16-40	.400	7-20	.350	0-0	.000	4	13	17	1.7	11-0	15	11	0	16	39	3.9
TOTAL		16-1	245/15.3	21-49	.429	8-23	.348	2-4	.500	6	21	27	1.7	16-0	17	13	4	18	52	3.3

2022-23 GAME-BY-GAME STATS

Opponent	Date	GS	MIN	Total		3-Pointers		Free throws		Rebounds				PF	A	TO	BLK	STL	PTS	AVG	
				FG-FGA	PCT	3FG-3FGA	PCT	FT-FTA	PCT	OFF	DEF	TOT	AVG								
Norfolk St.	11/09/2022		11:47	0-2	.000	0-1	.000	0-0	.000	0	0	0	0.0	0	0	0	0	0	0	0.0	
Fairfield	11/11/2022		19:13	5-7	.714	3-5	.600	0-0	.000	0	1	1	0.5	1	1	1	0	0	13	6.5	
Youngstown St.	11/15/2022		12:22	0-1	.000	0-0	.000	0-0	.000	0	1	1	0.7	2	1	2	0	1	0	4.3	
Bryant	11/18/2022		17:09	1-8	.125	0-3	.000	0-0	.000	1	3	4	1.5	0	1	4	0	2	2	3.8	
Syracuse	11/21/2022		25:25	1-3	.333	0-2	.000	0-0	.000	1	3	4	2.0	2	5	0	0	4	2	3.4	
vs Toledo	11/25/2022		07:26	0-1	.000	0-0	.000	0-0	.000	0	1	1	1.8	3	0	2	0	0	0	2.8	
vs Fresno St.	11/26/2022		15:27	2-3	.667	1-1	1.000	0-0	.000	0	0	0	1.6	0	2	1	0	6	5	3.1	
Virginia	11/30/2022		27:14	4-6	.667	1-2	.500	0-0	.000	1	2	3	1.8	1	2	1	0	9	3.9		
at Minnesota	12/03/2022		04:41	0-1	.000	0-1	.000	0-0	.000	0	1	1	1.7	0	0	0	0	0	0	3.4	
Indiana	12/08/2022	*	30:30	3-8	.375	2-5	.400	0-0	.000	1	1	2	1.7	2	3	0	0	3	8	3.9	
Totals			1	171:14	16-40	.400	7-20	.350	0-0	.000	4	13	17	1.7	11	15	11	0	16	39	3.9

SEASON/CAREER HIGHS

Points	
Season	13, Fairfield (11/11/22)
Career	13, Fairfield (11/11/22)
Big Ten	8, Indiana (12/8/22)
Rebounds	
Season	4, 2x
Career	4, 2x*
Big Ten	2, Indiana (12/8/22)
Assists	
Season	5, Syracuse (11/21/22)
Career	5, Syracuse (11/21/22)
Big Ten	3, Indiana (12/8/22)
Steals	
Season	6, Fresno St. (11/26/22)
Career	6, Fresno St. (11/26/22)
Big Ten	3, Indiana (12/8/22)
Blocks	
Season	-
Career	2, 2x*
Big Ten	-
Field Goals Made	
Season	5, Fairfield (11/11/22)
Career	5, Fairfield (11/11/22)
Big Ten	3, Indiana (12/8/22)
3-Point Field Goals Made	
Season	3, Fairfield (11/11/22)
Career	3, Fairfield (11/11/22)
Big Ten	2, Indiana (12/8/22)
Free Throws Made	
Season	-
Career	1, 2x*
Big Ten	-
Minutes	
Season	31, Indiana (12/8/22)
Career	31, Indiana (12/8/22)
Big Ten	31, Indiana (12/8/22)
Career	
10-point games	1
20-point games	-
Double-Doubles	-

*Includes at Notre Dame (2020-21)

Player Averages

Games Played	Minutes/ game	Points/ game	FG Pct	3FG Pct	FT Pct	Rebounds/ game	Assists/ game	Turnovers/ game	Assist/Turnover ratio	Steals/ game	Blocks/ game
10	17.1	3.9	40.0	35.0	0.0	1.7	1.5	1.1	1.4	1.6	0.0

23 Taniyah Thompson

G • 5-11 • Sr.
Hamden, Conn. • Hamden • ECU
Major: Communications



CAREER STATS

SEASON	TEAM	GP-GS	MIN/AVG	Field Goals		3-Point		F-Throws		Rebounds				Scoring						
				FG-FGA	FG%	3FG-3FGA	3FG%	FT-FTA	FT%	OFF	DEF	TOT	AVG	PF-FO	A	TO	BLK	STL	PTS	AVG
2019-20	ECU	30-30	1045/34.8	162-501	.323	42-164	.256	46-67	.687	57	41	98	3.3	63-0	31	78	1	57	412	13.7
2020-21	ECU	22-22	669/30.4	105-300	.350	25-97	.258	28-43	.651	33	30	63	2.9	25-0	18	33	2	28	263	12.0
2021-22	ECU	29-29	929/32.0	199-500	.398	47-147	.320	91-116	.784	49	77	126	4.3	40-0	36	64	0	43	536	18.5
2022-23	PSU	18-1	340/18.9	54-121	.446	10-29	.345	19-25	.760	11	24	35	1.9	27-0	9	19	0	17	137	7.6
TOTAL FOR PSU		18-1	340/18.9	54-121	.446	10-29	.345	19-25	.760	11	24	35	1.9	27-0	9	19	0	17	137	7.6
TOTAL		99-82	2983/30.1	520-1422	.366	124-437	.284	184-251	.733	150	172	322	3.3	155-0	94	194	3	145	1348	13.6

2022-23 GAME-BY-GAME STATS

Opponent	Date	GS	MIN	Total		3-Pointers		Free throws		Rebounds				PF	A	TO	BLK	STL	PTS	AVG
				FG-FGA	PCT	3FG-3FGA	PCT	FT-FTA	PCT	OFF	DEF	TOT	AVG							
Norfolk St.	11/09/2022	*	28:58	5-11	.455	2-6	.333	3-3	1.000	0	2	2	2.0	0	1	2	0	3	15	15.0
Fairfield	11/11/2022		18:58	2-5	.400	0-0	.000	2-2	1.000	1	3	4	3.0	3	0	2	0	1	6	10.5
Youngstown St.	11/15/2022		18:17	1-1	1.000	0-0	.000	0-0	.000	0	1	1	2.3	2	0	3	0	0	2	7.7
Bryant	11/18/2022		18:03	3-11	.273	0-1	.000	2-2	1.000	1	6	7	3.5	0	0	2	0	0	8	7.8
Syracuse	11/21/2022		08:06	1-3	.333	0-0	.000	0-0	.000	0	1	1	3.0	1	0	1	0	0	2	6.6
vs Toledo	11/25/2022		10:45	1-2	.500	0-0	.000	0-0	.000	1	1	2	2.8	0	1	1	0	1	2	5.8
vs Fresno St.	11/26/2022		19:40	4-7	.571	0-0	.000	1-4	.250	0	1	1	2.6	2	1	0	0	0	9	6.3
Virginia	11/30/2022		20:18	3-11	.273	1-5	.200	0-0	.000	0	0	0	2.3	1	1	0	0	0	7	6.4
at Minnesota	12/03/2022		16:49	4-8	.500	1-3	.333	0-0	.000	2	1	3	2.3	3	1	1	0	1	9	6.7
Indiana	12/08/2022		01:04	0-0	.000	0-0	.000	0-0	.000	0	0	0	2.1	0	0	0	0	0	0	6.0
West Virginia	12/11/2022		21:46	6-11	.545	1-2	.500	0-0	.000	1	1	2	2.1	0	1	0	0	2	13	6.6
at Drexel	12/18/2022		19:14	2-4	.500	0-0	.000	1-2	.500	0	0	0	1.9	4	0	1	0	0	5	6.5
Cornell	12/21/2022		21:02	4-8	.500	1-2	.500	0-0	.000	0	1	1	1.8	3	2	3	0	5	9	6.7
Rutgers	12/30/2022		24:34	4-9	.444	1-2	.500	2-3	.667	1	0	1	1.8	0	0	1	0	1	11	7.0
at Michigan	01/03/2023		28:44	3-7	.429	2-3	.667	2-2	1.000	0	3	3	1.9	2	0	0	0	1	10	7.2
Purdue	01/07/2023		21:08	2-5	.400	0-1	.000	2-2	1.000	0	2	2	1.9	1	0	0	0	0	6	7.1
at Nebraska	01/11/2023		23:32	4-9	.444	1-3	.333	1-2	.500	1	1	2	1.9	2	0	1	0	1	10	7.3
at Iowa	01/14/2023		19:30	5-9	.556	0-1	.000	3-3	1.000	3	0	3	1.9	3	1	1	0	1	13	7.6
Totals			1 340:27	54-121	.446	10-29	.345	19-25	.760	11	24	35	1.9	27	9	19	0	17	137	7.6

Player Averages

Games Played	Minutes/ game	Points/ game	FG Pct	3FG Pct	FT Pct	Rebounds/ game	Assists/ game	Turnovers/ game	Assist/Turnover ratio	Steals/ game	Blocks/ game
18	18.9	7.6	44.6	34.5	76.0	1.9	0.5	1.1	0.5	0.9	0.0

SEASON/CAREER HIGHS	
Points	
Season	15, Norfolk State (11/9/22)
Career	31, at UNCW (12/19/21)*
Big Ten	13, at Iowa (1/14/23)
Rebounds	
Season	7, Bryant (11/18/22)
Career	8, 2x*
Big Ten	3, 3x
Assists	
Season	2, Cornell (12/21/22)
Career	4, vs. Coppin State (11/23/21)*
Big Ten	1, 2x
Steals	
Season	5, Cornell (12/21/22)
Career	5, Cornell (12/21/22)
Big Ten	1, 5x
Blocks	
Season	-
Career	1, 3x*
Big Ten	-
Field Goals Made	
Season	6, West Virginia (12/11/22)
Career	13, at UNCW (12/19/21)*
Big Ten	5, at Iowa (1/14/23)
3-Point Field Goals Made	
Season	2, 2x
Career	6, at High Point (11/12/21)*
Big Ten	2, Michigan (1/3/22)
Free Throws Made	
Season	3, 2x
Career	13, at UNCW (12/19/21)*
Big Ten	3, at Iowa (1/14/23)
Minutes	
Season	29, Norfolk State (11/9/22)
Career	40, at Houston (2/16/22)*
Big Ten	29, Michigan (1/3/22)
Career	
10-point games	68 (6 at PSU)
20-point games	20*

*At East Carolina (2019-22)

24 Alexa Williamson

F • 6-2 • Gr.
Houston, Pa. • Chartiers-Houston • Temple
Graduate Program: Organization Development



CAREER STATS

SEASON	TEAM	GP-GS	MIN/AVG	Field Goals			3-Point		F-Throws		Rebounds				Scoring					
				FG-FGA	FG%	3FG-3FGA	3FG%	FT-FTA	FT%	OFF	DEF	TOT	AVG	PF-FO	A	TO	BLK	STL	PTS	AVG
2018-19	Temple	25-7	377/15.1	47-114	.412	0-0	.000	24-39	.615	37	58	95	3.8	51-0	5	19	13	19	118	4.7
2019-20	Temple	30-24	560/18.7	72-173	.416	0-1	.000	41-66	.621	48	86	134	4.5	82-1	9	35	17	19	185	6.2
2020-21	Temple	21-21	570/27.1	101-206	.490	0-0	.000	61-104	.587	48	93	141	6.7	65-1	12	49	26	21	263	12.5
2021-22	Temple	27-17	544/20.1	85-192	.443	0-0	.000	52-80	.650	57	78	135	5.0	68-4	7	29	37	23	222	8.2
2022-23	PSU	18-13	319/17.7	49-98	.500	0-0	.000	17-29	.586	24	28	52	2.9	37-0	12	23	2	11	115	6.4
TOTAL FOR PSU		18-13	319/17.7	49-98	.500	0-0	.000	17-29	.586	24	28	52	2.9	37-0	12	23	2	11	115	6.4
TOTAL		121-82	2370/19.6	354-783	.452	0-1	.000	195-318	.613	214	343	557	4.6	303-6	45	155	95	93	903	7.5

2022-23 GAME-BY-GAME STATS

Opponent	Date	GS	MIN	Total			3-Pointers		Free throws		Rebounds				PF	A	TO	BLK	STL	PTS	AVG
				FG-FGA	PCT	3FG-3FGA	PCT	FT-FTA	PCT	OFF	DEF	TOT	AVG								
Norfolk St.	11/09/2022	*	22:02	3-6	.500	0-0	.000	0-0	.000	2	5	7	7.0	2	0	1	0	0	6	6.0	
Fairfield	11/11/2022	*	21:08	7-10	.700	0-0	.000	2-3	.667	1	0	1	4.0	2	1	2	0	0	16	11.0	
Youngstown St.	11/15/2022	*	22:08	1-4	.250	0-0	.000	0-1	.000	1	1	2	3.3	3	2	1	0	4	2	8.0	
Bryant	11/18/2022	*	20:15	9-13	.692	0-0	.000	2-2	1.000	2	2	4	3.5	3	1	2	0	1	20	11.0	
Syracuse	11/21/2022	*	10:06	1-4	.250	0-0	.000	0-0	.000	0	1	1	3.0	4	0	1	0	0	2	9.2	
vs Toledo	11/25/2022	*	12:10	2-4	.500	0-0	.000	0-1	.000	1	2	3	3.0	4	0	0	0	0	4	8.3	
vs Fresno St.	11/26/2022	*	19:45	7-11	.636	0-0	.000	1-2	.500	2	1	3	3.0	1	1	1	0	2	15	9.3	
Virginia	11/30/2022	*	15:15	0-3	.000	0-0	.000	1-2	.500	1	1	2	2.9	1	0	1	0	0	1	8.3	
at Minnesota	12/03/2022	*	27:08	3-6	.500	0-0	.000	1-2	.500	3	3	6	3.2	4	0	3	0	2	7	8.1	
Indiana	12/08/2022	*	25:11	4-4	1.000	0-0	.000	2-3	.667	0	4	4	3.3	2	1	1	0	0	10	8.3	
West Virginia	12/11/2022	*	09:59	1-1	1.000	0-0	.000	2-2	1.000	0	0	0	3.0	1	0	1	0	0	4	7.9	
at Drexel	12/18/2022	*	32:23	4-10	.400	0-0	.000	5-9	.556	4	3	7	3.3	2	2	2	0	2	13	8.3	
Cornell	12/21/2022	*	12:51	1-4	.250	0-0	.000	0-0	.000	1	2	3	3.3	1	0	0	0	0	2	7.8	
Rutgers	12/30/2022	*	11:47	0-4	.000	0-0	.000	0-0	.000	2	0	2	3.2	2	0	0	1	0	0	7.3	
at Michigan	01/03/2023	*	10:45	2-2	1.000	0-0	.000	0-0	.000	0	1	1	3.1	1	0	3	0	0	4	7.1	
Purdue	01/07/2023	*	19:20	0-5	.000	0-0	.000	0-0	.000	2	0	2	3.0	2	2	3	0	0	0	6.6	
at Nebraska	01/11/2023	*	15:01	2-5	.400	0-0	.000	1-2	.500	2	2	4	3.1	1	1	1	1	0	5	6.5	
at Iowa	01/14/2023	*	11:34	2-2	1.000	0-0	.000	0-0	.000	0	0	0	2.9	1	1	0	0	0	4	6.4	
Totals			13	318:48	49-98	.500	0-0	.000	17-29	.586	24	28	52	2.9	37	12	23	2	11	115	6.4

Player Averages

Games Played	Minutes/game	Points/game	FG Pct	3FG Pct	FT Pct	Rebounds/game	Assists/game	Turnovers/game	Assist/Turnover ratio	Steals/game	Blocks/game
18	17.7	6.4	50.0	0.0	58.6	2.9	0.7	1.3	0.5	0.6	0.1

SEASON/CAREER HIGHS

Points	Season 20, Bryant (11/19/22)
	Career 29, at Houston (3/2/21)*
	Big Ten 10, Indiana (12/8/22)
Rebounds	Season 7, 2x
	Career 8, 2x*
	Big Ten 6, at Minnesota (12/3/22)
Assists	Season 2, 3x
	Career 3, vs. Memphis (3/2/21)*
	Big Ten 2, Purdue (1/7/23)
Steals	Season 4, Youngstown St. (11/15/22)
	Career 4, 3x*
	Big Ten 2, at Minnesota (12/3/22)
Blocks	Season 1, 2x
	Career 4, 3x*
	Big Ten 1, 2x
Field Goals Made	Season 9, Bryant (11/19/22)
	Career 11, 2x*
	Big Ten 4, Indiana (12/8/22)
3-Point Field Goals Made	Season -
	Career -
	Big Ten -
Free Throws Made	Season 5, at Drexel (12/18/22)
	Career 7, 2x*
	Big Ten 2, Indiana (12/8/22)
Minutes	Season 33, at Drexel (12/18/22)
	Career 39, at USF (1/22/22)*
	Big Ten 27, at Minnesota (12/3/22)
Career	10-point games 34 (5 at PSU)
	20-point games 6 (1 at PSU)

*Includes at Temple (2018-22)

33 Johnasia Cash

F • 6-3 • Gr.
McKeesport, Pa. • McKeesport • SMU
Graduate Program: Homeland Security



CAREER STATS

SEASON	TEAM	GP-GS	MIN/AVG	Field Goals			3-Point		F-Throws		Rebounds				Scoring					
				FG-FGA	FG%	3FG-3FGA	3FG%	FT-FTA	FT%	OFF	DEF	TOT	AVG	PF-FO	A	TO	BLK	STL	PTS	AVG
2017-18	SMU	29-10	508/17.5	58-175	.331	3-19	.158	29-49	.592	52	118	170	5.9	83-4	8	59	9	15	148	5.1
2018-19	SMU	29-17	552/19.0	78-228	.342	4-17	.235	28-55	.509	73	120	193	6.7	63-0	20	71	27	26	188	6.5
2019-20	SMU	29-28	705/24.3	130-335	.388	1-7	.143	62-104	.596	94	179	273	9.4	103-4	28	84	40	52	323	11.1
2020-21	PSU	24-17	574/23.9	136-289	.471	1-3	.333	56-111	.505	63	148	211	8.8	84-5	22	75	26	30	329	13.7
2022-23	PSU	18-3	238/13.2	25-63	.397	0-0	.000	17-29	.586	28	57	85	4.7	38-0	14	27	11	15	67	3.7
TOTAL FOR PSU	42-20	811/19.3	161-352	.457	1-3	.333	73-140	.521	91	205	296	7.0	122-5	36	102	37	45	396	9.4	
TOTAL	129-75	2577/20.0	427-1090	.392	9-46	.196	192-348	.552	310	622	932	7.2	371-13	92	316	113	138	1055	8.2	

2022-23 GAME-BY-GAME STATS

Opponent	Date	GS	MIN	Total		3-Pointers		Free throws		Rebounds				PF	A	TO	BLK	STL	PTS	AVG
				FG-FGA	PCT	3FG-3FGA	PCT	FT-FTA	PCT	OFF	DEF	TOT	AVG							
Norfolk St.	11/09/2022		14:18	1-1	1.000	0-0	.000	1-2	.500	2	0	2	2.0	1	0	1	0	1	3	3.0
Fairfield	11/11/2022		08:38	2-2	1.000	0-0	.000	0-1	.000	0	3	3	2.5	3	1	0	0	1	4	3.5
Youngstown St.	11/15/2022		14:59	2-3	.667	0-0	.000	3-4	.750	1	1	2	2.3	2	3	2	0	2	7	4.7
Bryant	11/18/2022		13:09	4-5	.800	0-0	.000	0-0	.000	6	5	11	4.5	2	0	0	0	0	8	5.5
Syracuse	11/21/2022	*	31:04	3-11	.273	0-0	.000	3-4	.750	6	6	12	6.0	3	2	4	1	1	9	6.2
vs Toledo	11/25/2022		19:38	2-8	.250	0-0	.000	0-0	.000	3	7	10	6.7	4	0	1	1	0	4	5.8
vs Fresno St.	11/26/2022		13:41	2-2	1.000	0-0	.000	0-0	.000	0	5	5	6.4	1	1	4	1	2	4	5.6
Virginia	11/30/2022	*	23:05	3-5	.600	0-0	.000	3-4	.750	3	4	7	6.5	1	1	1	1	3	9	6.0
at Minnesota	12/03/2022	*	13:24	2-6	.333	0-0	.000	0-0	.000	0	4	4	6.2	3	2	2	1	1	4	5.8
Indiana	12/08/2022		03:12	0-2	.000	0-0	.000	0-0	.000	2	0	2	5.8	2	0	1	0	0	0	5.2
West Virginia	12/11/2022		22:40	1-4	.250	0-0	.000	2-6	.333	0	5	5	5.7	1	2	0	2	1	4	5.1
at Drexel	12/18/2022		10:38	1-3	.333	0-0	.000	0-2	.000	1	0	1	5.3	2	0	1	1	1	2	4.8
Cornell	12/21/2022		13:46	0-2	.000	0-0	.000	2-2	1.000	1	9	10	5.7	3	0	4	1	0	2	4.6
Rutgers	12/30/2022		10:52	0-3	.000	0-0	.000	0-0	.000	0	2	2	5.4	1	2	0	1	2	0	4.3
at Michigan	01/03/2023		01:06	0-0	.000	0-0	.000	0-0	.000	0	0	0	5.1	0	0	1	0	0	0	4.0
Purdue	01/07/2023		08:48	1-2	.500	0-0	.000	1-2	.500	1	3	4	5.0	2	0	3	1	0	3	3.9
at Nebraska	01/11/2023		07:20	0-2	.000	0-0	.000	0-0	.000	1	2	3	4.9	3	0	2	0	0	0	3.7
at Iowa	01/14/2023		07:14	1-2	.500	0-0	.000	2-2	1.000	1	1	2	4.7	4	0	0	0	0	4	3.7
Totals		3	237:33	25-63	.397	0-0	.000	17-29	.586	28	57	85	4.7	38	14	27	11	15	67	3.7

Player Averages

Games Played	Minutes/ game	Points/ game	FG Pct	3FG Pct	FT Pct	Rebounds/ game	Assists/ game	Turnovers/ game	Assist/Turnover ratio	Steals/ game	Blocks/ game
18	13.2	3.7	39.7	0.0	58.6	4.7	0.8	1.5	0.5	0.8	0.6

SEASON/CAREER HIGHS

Points	
Season	9, 2x
Career	28, at Purdue (1/31/21)
Big Ten	28, at Purdue (1/31/21)
Rebounds	
Season	12, Syracuse (11/21/22)
Career	19, Nebraska (2/4/21)
Big Ten	19, Nebraska (2/4/21)
Assists	
Season	3, Youngstown St. (11/15/22)
Career	3, 6x
Big Ten	3, Wisconsin (2/7/21)
Steals	
Season	3, Virginia (11/30/22)
Career	6, vs. Memphis (3/2/20)
Big Ten	4, Wisconsin (2/7/21)
Blocks	
Season	2, West Virginia (12/11/22)
Career	4, 3x
Big Ten	3, 2x
Field Goals Made	
Season	4, Bryant (11/19/22)
Career	13, at Purdue (1/31/21)
Big Ten	13, at Purdue (1/31/21)
3-Point Field Goals Made	
Season	-
Career	1, 9x*
Big Ten	1, Nebraska (2/4/21)
Free Throws Made	
Season	3, 3x
Career	8, Nebraska (2/4/21)
Big Ten	8, Nebraska (2/4/21)
Minutes	
Season	31, Syracuse (11/21/22)
Career	34, 2x
Big Ten	34, Rutgers (2/28/21)
Career	
10-point games	46 (17 at PSU)
20-point games	4 (3 at PSU)

*Includes at SMU (2017-21)

GAME 19 | PENN STATE VS MINNESOTA | JANUARY 18, 2023 | BRYCE JORDAN CENTER

GAME 1: NORFOLK STATE

NCAA		Official Basketball Box Score - Final										Game Time: 7:00 PM				
		Norfolk St. at Penn St.										Game Duration: 3:28				
		11/09/22 Bryce Jordan Center, State College										Attendance: 1,777				
		2022-23 Women's Basketball										Officials: Felicia Gritter, Ashlee Goode, Brad Maxwell				
Norfolk St. - 61		Record: 1-1										Shooting By Period				
NO. Name	Min	FG	3P	FT	Rebounds	Fouls	TP	AS	TO	ST	Blocks	+/				
10 Mahogany Williams	F 12:21	0-1	0-0	0-0	0	1	1	3	0	0	1	0	-10			
50 Kierra Wheeler	F 26:12	3-5	0-0	1-5	3	7	10	2	4	7	0	0	-13			
1 Deja Francis	G 32:54	3-8	1-3	6-7	0	4	4	3	5	13	1	8	2	0	-13	
2 Niya Fields	G 24:09	3-7	1-5	0-0	0	1	1	4	0	7	3	1	1	0	-7	
5 Camille Downs	G 26:16	4-13	2-5	0-0	1	5	6	5	2	10	4	6	6	0	1	-1
0 Crystal White	22:42	4-8	3-7	0-0	1	0	1	1	0	11	2	0	0	0	0	4
12 Makoye Diawara	27:11	4-7	1-3	0-0	4	4	8	2	9	1	1	1	1	0	0	7
13 Skye Robinson	11:01	1-1	0-0	0-0	0	1	1	2	1	2	0	1	0	0	0	1
24 Danajah Williams	13:58	1-6	0-2	0-0	0	0	0	0	2	0	0	1	0	0	0	2
3 Alana Swift	03:16	0-2	0-0	0-0	0	0	0	0	0	0	0	0	0	0	0	-2
Team					3	1	4				0	2				
Totals		23-58	8-25	7-12	12	24	36	24	14	61	12	22	11	0	2	-6
												Technical Fouls: NONE				
												Dead Ball Rebounds: 1, 0				

NCAA		Official Basketball Box Score - Final										Game Time: 7:00 PM				
		Fairfield at Penn St.										Game Duration: 1:51				
		11/11/22 Bryce Jordan Center, State College										Attendance: 1,569				
		2022-23 Women's Basketball										Officials: Brian Garland, Kate Entering, Kyle Galloway				
Fairfield - 49		Record: 1-1										Shooting By Period				
NO. Name	Min	FG	3P	FT	Rebounds	Fouls	TP	AS	TO	ST	Blocks	+/				
23 Callie Cavanaugh	F 30:41	6-10	0-0	1-2	3	0	3	3	3	13	2	3	1	0	1	-23
41 Andrea Hermangomez	F 30:39	1-5	0-0	0-0	2	4	6	3	2	2	0	2	1	0	0	-15
2 Mimi Rubino	G 34:26	0-10	0-4	2-4	1	2	3	0	3	2	4	3	1	0	0	-22
3 Janelle Brown	G 16:06	3-7	2-5	0-0	0	2	2	4	2	8	2	6	4	0	0	-16
10 Izabella Nicoletti-Lette	G 28:44	5-12	1-6	3-4	2	3	5	3	3	14	3	5	1	1	0	-18
15 Laurin Beach	G 28:34	2-4	1-2	0-1	0	1	1	1	1	5	1	2	0	0	0	-29
42 Mackenzie Martin	G 10:28	2-3	0-0	0-0	1	0	1	1	3	4	0	2	0	0	0	-15
1 Anna Eng	07:27	0-0	0-0	0-0	0	1	1	0	1	0	0	0	0	0	0	-5
34 Brooke Tatarian	03:34	0-0	0-0	0-0	0	0	0	0	0	0	0	0	0	0	0	2
33 Dayna Tirado	03:16	0-0	0-0	0-0	0	0	0	0	0	0	0	0	0	0	0	2
22 Jocelyn Polansky	02:40	0-1	0-0	0-0	0	0	0	0	0	0	0	0	0	0	0	-1
25 Mackenzie Daleba	02:40	0-1	0-0	1-4	1	1	2	1	2	1	0	0	0	0	0	-1
12 Kate Peek	00:45	0-0	0-0	0-0	0	0	0	0	0	0	0	0	0	0	0	1
Team					2	0	2				0	1				
Totals		19-53	4-17	7-15	12	14	26	16	20	49	12	27	9	1	1	-28
												Technical Fouls: NONE				
												Dead Ball Rebounds: 7, 1				

NCAA		Official Basketball Box Score - Final										Game Time: 7:00 PM				
		Penn St. at Penn St.										Game Duration: 1:56				
		11/09/22 Bryce Jordan Center, State College										Attendance: 1,541				
		2022-23 Women's Basketball										Officials: Frank Saterore, Stephanie Barksdale, Kristen Bell				
Penn St. - 67		Record: 1-0										Shooting By Period				
NO. Name	Min	FG	3P	FT	Rebounds	Fouls	TP	AS	TO	ST	Blocks	+/				
11 Anna Camden	F 25:40	2-9	2-9	0-2	2	0	2	3	1	6	1	3	0	1	0	4
24 Alexa Williamson	F 22:02	3-6	0-0	0-0	2	5	7	2	0	6	0	1	0	0	0	4
5 Lelani Kapinus	G 30:46	1-4	1-3	6-6	3	5	8	3	7	9	3	6	1	0	0	9
20 Makenna Marisa	G 39:02	8-16	2-4	6-8	3	8	11	2	7	24	4	4	1	1	0	4
23 Taniyah Thompson	G 28:58	5-11	2-6	3-3	0	2	2	0	3	15	1	2	3	0	0	2
10 Chanayah Pinto	18:18	0-3	0-2	3-6	1	3	4	2	4	3	0	5	0	0	0	3
22 Ali Campbell	11:47	0-2	0-1	0-0	0	0	0	0	0	0	0	0	0	0	0	-1
33 Johnsia Cash	14:18	1-1	0-0	1-2	2	0	2	1	1	3	0	1	1	0	0	6
4 Shay Ciezki	08:08	0-1	0-0	1-2	0	0	0	1	1	1	0	1	0	0	0	-1
1 Ali Brigham	03:01	0-0	0-0	0-0	1	0	1	0	0	0	0	0	0	0	0	0
Team					1	4	5				0	1				
Totals		20-53	7-25	20-29	15	27	42	14	24	67	10	23	7	2	0	6
												Technical Fouls: NONE				
												Dead Ball Rebounds: 3, 0				

NSU		PSU		Points from		Turnovers		Fast Breaks		Bench	
Biggest lead	0 (1st 10:00)	12 (3rd 0:47)	Turnovers	16	17	1st	2nd	3rd	4th	TOT	
Best Scoring Run	8 (4th 1:43)	9 (1st 7:08)	Paint	26	20	NSU	8	14	21	18	61
Lead Changes	0	0	Second Chance	12	21	PSU	13	15	24	15	67
Times Tied	0	0	Fast Breaks	9	5						
Time with Lead	00:00	39:13	Bench	24	7						

GAME 2: FAIRFIELD

NCAA		Official Basketball Box Score - Final										Game Time: 7:00 PM				
		Fairfield at Penn St.										Game Duration: 1:51				
		11/11/22 Bryce Jordan Center, State College										Attendance: 1,569				
		2022-23 Women's Basketball										Officials: Brian Garland, Kate Entering, Kyle Galloway				
Fairfield - 49		Record: 1-1										Shooting By Period				
NO. Name	Min	FG	3P	FT	Rebounds	Fouls	TP	AS	TO	ST	Blocks	+/				
23 Callie Cavanaugh	F 30:41	6-10	0-0	1-2	3	0	3	3	3	13	2	3	1	0	1	-23
41 Andrea Hermangomez	F 30:39	1-5	0-0	0-0	2	4	6	3	2	2	0	2	1	0	0	-15
2 Mimi Rubino	G 34:26	0-10	0-4	2-4	1	2	3	0	3	2	4	3	1	0	0	-22
3 Janelle Brown	G 16:06	3-7	2-5	0-0	0	2	2	4	2	8	2	6	4	0	0	-16
10 Izabella Nicoletti-Lette	G 28:44	5-12	1-6	3-4	2	3	5	3	3	14	3	5	1	1	0	-18
15 Laurin Beach	G 28:34	2-4	1-2	0-1	0	1	1	1	1	5	1	2	0	0	0	-29
42 Mackenzie Martin	G 10:28	2-3	0-0	0-0	1	0	1	1	3	4	0	2	0	0	0	-15
1 Anna Eng	07:27	0-0	0-0	0-0	0	1	1	0	1	0	0	0	0	0	0	-5
34 Brooke Tatarian	03:34	0-0	0-0	0-0	0	0	0	0	0	0	0	0	0	0	0	2
33 Dayna Tirado	03:16	0-0	0-0	0-0	0	0	0	0	0	0	0	0	0	0	0	2
22 Jocelyn Polansky	02:40	0-1	0-0	0-0	0	0	0	0	0	0	0	0	0	0	0	-1
25 Mackenzie Daleba	02:40	0-1	0-0	1-4	1	1	2	1	2	1	0	0	0	0	0	-1
12 Kate Peek	00:45	0-0	0-0	0-0	0	0	0	0	0	0	0	0	0	0	0	1
Team					2	0	2				0	1				
Totals		19-53	4-17	7-15	12	14	26	16	20	49	12	27	9	1	1	-28
												Technical Fouls: NONE				
												Dead Ball Rebounds: 7, 1				

NCAA		Official Basketball Box Score - Final										Game Time: 7:00 PM					
		Penn St. at Penn St.										Game Duration: 1:56					
		11/09/22 Bryce Jordan Center, State College										Attendance: 1,541					
		2022-23 Women's Basketball										Officials: Frank Saterore, Stephanie Barksdale, Kristen Bell					
Penn St. - 77		Record: 2-0										Shooting By Period					
NO. Name	Min	FG	3P	FT	Rebounds	Fouls	TP	AS	TO	ST	Blocks	+/					
11 Anna Camden	F 18:59	0-1	0-0	0-0	1	1	2	1	0	0	0	2	1	0	0	16	
24 Alexa Williamson	F 21:07	7-10	0-0	2-3	1	0	2	1	0	2	3	16	1	2	0	0	15
4 Shay Ciezki	G 22:15	3-10	1-7	0-0	2	2	4	2	0	7	0	2	2	0	0	0	2
5 Lelani Kapinus	G 28:18	5-8	0-0	1-1	2	6	8	1	2	11	2	3	9	1	0	29	
20 Makenna Marisa	G 33:39	5-10	0-0	4-5	1	3	4	2	5	14	0	5	3	0	1	32	
23 Taniyah Thompson	G 18:57	2-5	0-0	2-2	1	3	4	1	1	6	0	2	1	0	0	5	
33 Johnsia Cash	08:38	2-2	0-0	0-1	0	3	3	2	4	1	1	0	1	0	0	8	
22 Ali Campbell	19:13	5-7	3-5	0-0	0	1	1	1	1	13	1	1	0	0	0	22	
1 Ali Brigham	13:57	2-4	0-0	0-0	2	1	3	4	1	4	2	2	0	0	0	9	
10 Chanayah Pinto	10:05	0-1	0-0	2-2	2	0	2	0	1	2	1	2	1	0	0	5	
2 Aicha Dia	02:00	0-1	0-0	0-0	1	0	1	0	0	0	0	0	0	0	0	-1	
12 Kayla Thomas	01:31	0-0	0-0	0-0	0	0	0	0	0	0	0	0	0	0	0	-1	
0 Ivane Tensaie	01:21	0-0	0-0	0-0	0	0</											

GAME 19 | PENN STATE VS MINNESOTA | JANUARY 18, 2023 | BRYCE JORDAN CENTER

GAME 5: SYRACUSE



Official Basketball Box Score - Final
Syracuse at Penn St.
11/26/22 Bryce Jordan Center, State College
2022-23 Women's Basketball

Game Time: 7:00 PM
Game Duration: 1:48
Attendance: 1,650

Officials: Felicia Griner, Tim Dalay, Erica Parker

NO.	Name	Min	FG			3P			FT			Rebounds			Fouls			TP	AS	TO	ST	Blocks			+/-
			M/A	M/A	M/A	M/A	M/A	M/A	M/A	OR	DR	TOT	PF	FF	FD	BS	BS					BA			
15	Asia Strong	F	37:42	5-12	1-5	0-1	0	9	9	3	4	11	2	1	0	2	0	0	2	0	0	-11			
24	Dariauna Lewis	F	34:59	2-3	0-0	0-0	1	8	9	4	1	4	0	1	1	0	0	0	0	0	-2				
2	Dyaisha Fair	G	38:53	7-18	3-10	0-6	0	3	3	0	7	20	6	1	5	0	0	0	0	-8					
4	Teisha Hyman	G	24:57	7-13	2-3	3-3	1	2	3	5	19	6	8	1	0	0	0	0	0	0					
25	Alaina Rice	G	37:38	3-9	3-7	0-0	0	3	3	1	9	1	4	1	0	0	0	0	0	-15					
12	Cheyenne McEvans	09:40	0-3	0-0	2-2	0	0	0	0	1	2	0	1	0	0	0	0	0	0	-7					
21	Saniaa Wilson	06:02	0-0	0-0	0-0	0	0	0	0	0	0	0	0	0	0	0	0	0	0	-8					
3	Nyah Wilson	08:52	2-3	0-0	0-0	0	0	0	0	0	4	0	0	2	0	0	0	0	0	-9					
22	Kyra Wood	01:17	0-0	0-0	0-0	0	0	0	0	0	0	0	0	0	0	0	0	0	0	0					
Team											5	0	5	0	0	0	0	0	0	0					
Totals			26:61	9:25	8:12	7	25	32	20	19	69	15	19	8	4	2	-13								

Technical Fouls: NONE

Shooting By Period	
1st FG%	10-17 58.8%
3PT%	6-7 85.7%
FT%	1-2 50%
2nd FG%	5-12 41.7%
3PT%	1-6 16.7%
FT%	3-5 60%
3rd FG%	5-17 29.4%
3PT%	0-7 0%
FT%	0-5 0%
4th FG%	6-15 40.0%
3PT%	2-7 28.6%
FT%	0-0 0%
GM FG%	26-61 42.6%
3PT%	9-25 36.0%
FT%	8-12 66.7%

Dead Ball Rebounds: 1, 0

NO.	Name	Min	FG			3P			FT			Rebounds			Fouls			TP	AS	TO	ST	Blocks			+/-
			M/A	M/A	M/A	M/A	M/A	M/A	M/A	OR	DR	TOT	PF	FF	FD	BS	BS					BA			
24	Alexa Williamson	F	10:06	1-4	0-0	0-0	0	1	1	4	0	2	0	1	0	0	0	0	0	0	-7				
33	Johanna Cash	F	31:04	5-11	0-0	3-4	6	6	12	3	3	9	2	4	1	1	0	0	0	0					
4	Shay Ciezki	G	30:34	6-12	4-9	2-2	1	1	2	3	18	3	1	1	0	1	16								
5	Lellani Kapinus	G	18:36	1-3	0-1	2-3	2	3	5	4	3	4	0	4	1	1	0	0	0	-15					
20	Makenna Marisa	G	38:14	8-21	1-4	5-5	3	5	8	0	5	22	7	2	3	0	2	13							
10	Chanaya Pinto	F	18:25	5-7	1-1	1-2	2	5	7	1	5	12	0	0	0	0	0	0	0	20					
23	Tanyah Thompson	08:06	1-3	0-0	0-0	0	1	1	1	0	2	0	1	0	0	0	0	0	0	-4					
11	Anna Camden	13:27	2-5	2-5	0-0	0	1	1	1	0	6	1	1	0	0	0	2								
22	Alii Campbell	25:25	1-3	0-2	0-0	1	3	4	2	2	5	0	4	0	0	0	31								
1	Alii Brigham	06:03	2-3	0-0	1-2	0	1	1	1	1	5	1	0	0	0	0	1	9							
Team											4	3	7	0	0	0	0	0	0						
Totals			30:72	8:22	14:18	19	30	49	19	20	82	19	14	10	2	4	13								

Technical Fouls: NONE

Shooting By Period	
1st FG%	5-18 27.8%
3PT%	0-3 0.0%
FT%	4-5 80%
2nd FG%	4-18 22.2%
3PT%	1-4 25.0%
FT%	0-0 0%
3rd FG%	8-16 50.0%
3PT%	4-9 50.0%
FT%	2-4 50%
4th FG%	13-20 65.0%
3PT%	3-7 42.9%
FT%	8-9 88.9%
GM FG%	30-72 41.7%
3PT%	8-22 36.4%
FT%	14-18 77.8%

Dead Ball Rebounds: 2, 1

Biggest lead	SYR	PSU	Points from		Period by Period Scoring						
			Turnovers	PSU	1st	2nd	3rd	4th	TOT		
Best Scoring Run	11 (1st 6:24)	7 (4th 6:43)	Paint	26	34	SYR	27	14	14	14	69
Lead Changes	3		Second Chance	8	25	PSU	14	9	22	37	82
Times Tied	0		Fast Breaks	9	21						
Time with Lead	33:28	05:58	Bench	6	27						

GAME 6: VS. TOLEDO



Official Basketball Box Score - Final
Toledo at Penn St.
11/25/22 Ocean Center, Daytona Beach, Fla.
2022 Dayton Beach Invitational

Game Time: 1:15 PM
Game Duration: 2:00
Attendance: 350

Officials: Natasha Harris, Lauren Niemera, Erica Herriman

NO.	Name	Min	FG			3P			FT			Rebounds			Fouls			TP	AS	TO	ST	Blocks			+/-
			M/A	M/A	M/A	M/A	M/A	M/A	M/A	OR	DR	TOT	PF	FF	FD	BS	BS					BA			
34	Jessica Cook	F	23:01	2-7	0-0	1-2	2	3	5	1	3	5	1	1	2	1	1	1	1	1	-2				
2	Sophia Wiard	G	39:12	3-11	1-4	8-10	0	8	8	2	8	15	3	2	0	0	0	0	0	-4					
5	Quinesha Lockett	G	33:15	5-14	0-6	5-7	4	3	7	3	5	15	4	1	1	1	0	0	5						
22	Khera Goss	G	24:10	3-6	1-3	1-2	1	0	1	0	2	8	0	2	2	0	0	0	-1						
33	Sammie Mikonowicz	G	35:38	2-9	1-4	3-4	3	5	8	2	3	8	2	3	2	0	0	0	-12						
1	Nan Garcia	08:23	1-5	0-3	0-0	0	1	1	0	0	2	0	1	1	0	0	0	0	-7						
12	Jayda Jansen	09:43	0-4	0-1	0-0	0	2	2	1	0	0	0	0	0	0	0	0	0	2						
2	Justina King	16:38	2-4	0-1	2-2	0	1	1	1	1	6	1	0	0	0	0	0	0	3						
24	Yanah Curry	01:24	0-1	0-0	0-0	0	0	0	0	0	0	0	0	0	0	0	0	0	0						
13	Lonasia Brewer	08:36	0-1	0-0	0-0	0	2	3	1	0	0	0	0	0	0	0	0	0	0						
Team											2	1	3	0	0	1	1	0	0						
Totals			18:62	3:22	20:27	15	24	39	11	23	59	11	12	10	2	1	-1								

Technical Fouls: NONE

Shooting By Period	
1st FG%	5-13 38.5%
3PT%	0-5 0.0%
FT%	3-5 60%
2nd FG%	5-18 27.8%
3PT%	0-4 0.0%
FT%	2-2 100%
3rd FG%	3-14 21.4%
3PT%	1-6 16.7%
FT%	5-6 83.3%
4th FG%	5-17 29.4%
3PT%	2-7 28.6%
FT%	10-14 71.4%
GM FG%	18-62 29.0%
3PT%	3-22 13.6%
FT%	20-27 74.1%

Dead Ball Rebounds: 4, 1

NO.	Name	Min	FG			3P			FT			Rebounds			Fouls			TP	AS	TO	ST	Blocks			+/-
			M/A	M/A	M/A	M/A	M/A	M/A	M/A	OR	DR	TOT	PF	FF	FD	BS	BS					BA			
10	Chanaya Pinto	F	27:59	5-9	2-4	1-1	3	3	6	2	13	0	3	3	0	0	0	0	0	6					
24	Alexa Williamson	F	12:11	2-4	0-0	0-1	1	2	3	4	1	4	0	0	0	0	0	0	0	-2					
4	Shay Ciezki	G	35:51	6-13	2-5	0-2	0	1	1	4	2	16	3	2	1	0	1	6							
5	Lellani Kapinus	G	19:45	0-3	0-2	3-4	0	4	4	2	4	3	1	5	1	0	0	0	0						
20	Makenna Marisa	G	37:29	7-14	0-1	0-0	4	4	2	0	14	3	2	1	0	0	0	0	-3						
13	Johanna Cash	19:39	2-8	0-0	0-0	3	7	10	4	0	4	0	1	0	1	0	0	0	-6						
11	Anna Camden	17:37	0-2	0-2	0-0	0	1	1	2	1	0	0	0	0	0	0	0	0	8						
23	Tanyah Thompson	10:45	1-2	0-0	0-0	1	1	2	0	2	1	1	1	1	0	0	0	0	-4						
1	Alii Brigham	08:40	2-5	0-1	0-0	1	4	5	0	0	4	1	1	1	0	0	0	2							
22	Alii Campbell	07:26	0-1	0-0	0-0	0	1	1	3	0	0	0	2	0	0	0	0	-5							
2	Aicha Dia	02:38	0-0	0-0	0-0	0	0	0	0	0	0	0	0	0	0	0	0	0	0						
Team											3	3	6	0	0	0	0	0	0						
Totals			25:61	4:15	6:8	12	31	43	23	11	60	9	19	8	1	2	1								

Technical Fouls: NONE

Shooting By Period	
1st FG%	8-13 61.5%
3PT%	2-2 100%
FT%	0-0 0%
2nd FG%	4-21 19.0%
3PT%	0-6 0.0%
FT%	3-3 100%
3rd FG%	6-13 46.2%
3PT%	1-5 20.0%
FT%	0-

GAME 19 | PENN STATE VS MINNESOTA | JANUARY 18, 2023 | BRYCE JORDAN CENTER

GAME 9: AT MINNESOTA



Official Basketball Box Score - Final
Penn St. at Minnesota
 12/03/22 Williams Arena, Minneapolis
 2022-23 Women's Basketball

Game Time: 7:30 PM
 Game Duration: 2:32
 Attendance: 2,852

Officials: Maggie Terman, Brian Garland, Xiomara Cruz-Johnson

NO.	Name	Min	FG			FT	Rebounds		Fouls	TP	AS	TO	ST	Blocks		+/-	
			M/A	M/A	M/A		OR	DR						PF	FD		BS
10	Chanayia Pinto	F 45:12	4-8	0-2	3-4	2	6	8	2	3	1	0	0	0	0	-1	
33	Johnasia Cash	F 13:25	2-6	0-0	0-0	0	4	4	3	0	4	2	2	1	1	0	
4	Shay Ciezki	G 42:40	5-13	3-8	0-0	1	1	4	4	13	0	3	1	0	0	-8	
5	Leliani Kapinus	G 39:45	8-10	0-0	2-6	1	2	3	4	6	18	4	2	5	2	0	
20	Makenna Marisa	G 49:29	13-21	7-10	1-2	0	4	4	3	2	34	6	4	2	2	0	
24	Alexa Williamson	F 27:08	3-6	0-0	1-2	3	3	6	2	7	0	3	2	0	0	-1	
1	Ali Brigham	02:38	0-0	0-0	0-0	1	1	1	0	0	0	1	0	0	0	-4	
22	Alli Campbell	04:41	0-1	0-1	0-0	1	1	1	0	0	0	0	0	0	0	-4	
23	Tanyah Thompson	16:48	4-8	1-3	0-0	2	1	3	3	1	9	1	1	1	0	6	
11	Anna Camden	08:14	0-2	0-0	0-0	0	0	0	1	2	0	1	0	0	0	-1	
Team						2	5	7			0	3					
Totals			39-75	11-24	7-14	10	28	38	25	20	96	16	22	13	5	0	-2

Technical Fouls: NONE

Shooting By Period	
1st FG%	5-13 38.5%
3PT%	3-5 60.0%
FT%	1-2 50%
2nd FG%	6-13 46.2%
3PT%	2-4 50.0%
FT%	0-0 0%
3rd FG%	12-18 66.7%
3PT%	3-6 50.0%
FT%	0-0 0%
4th FG%	7-15 46.7%
3PT%	2-6 33.3%
FT%	5-6 83.3%
OT FG%	9-16 56.3%
3PT%	1-3 33.3%
FT%	1-6 16.7%
GM FG%	39-75 52.0%
3PT%	11-24 45.8%
FT%	7-14 50.0%

Dead Ball Rebounds: 3

NO.	Name	Min	FG			FT	Rebounds		Fouls	TP	AS	TO	ST	Blocks		+/-	
			M/A	M/A	M/A		OR	DR						PF	FD		BS
14	Alanna Micheaux	F 23:54	3-8	0-0	2-2	1	1	2	5	2	8	0	1	0	0	1	
24	Mallory Heyer	F 43:23	7-13	2-5	2-3	3	8	11	2	3	18	1	2	2	0	-1	
3	Amaya Battle	G 40:26	7-14	2-2	3-4	0	5	5	2	4	19	5	8	3	0	-2	
10	Mara Braun	G 45:44	7-13	1-4	11-11	0	4	4	1	8	26	6	7	3	0	5	
23	Katie Borowicz	G 31:52	4-7	2-4	3-4	0	2	2	5	2	13	3	4	1	0	11	
14	Isabelle Gradwell	17:57	2-7	1-5	1-2	0	1	1	2	6	0	1	2	0	0	-1	
5	Maggie Czinnano	21:37	0-3	0-1	4-4	0	3	3	1	2	4	0	0	0	1	4	
21	MiCole Cayton	14:01	0-0	0-0	2-2	1	1	2	1	2	0	1	0	0	0	-7	
13	Destinee Oberg	11:06	1-1	0-0	0-0	0	0	0	1	2	0	1	0	0	0	-8	
Team						4	5	9			0	1					
Totals			31-66	8-21	28-32	9	30	39	20	25	98	15	26	11	0	5	2

Technical Fouls: NONE

Shooting By Period	
1st FG%	6-12 50.0%
3PT%	3-5 60.0%
FT%	1-2 50%
2nd FG%	5-14 35.7%
3PT%	1-4 25.0%
FT%	4-5 80%
3rd FG%	6-15 40.0%
3PT%	3-8 37.5%
FT%	0-0 0%
4th FG%	8-14 57.1%
3PT%	1-3 33.3%
FT%	13-13 100%
OT FG%	6-11 54.5%
3PT%	0-1 0%
FT%	10-12 83.3%
GM FG%	31-66 47.0%
3PT%	8-21 38.1%
FT%	28-32 87.5%

Dead Ball Rebounds: 2

Penn		MINN		Points from		Turnovers		Penn		MINN		Period by Period Scoring						
Biggest lead	10 (4 th 9:10)	8 (3 rd 9:10)	Turnovers	20	21	1st	2nd	3rd	4th	OT1	OT2	TOT	TOT					
Best Scoring Run	12 (3 rd 2:35)	11 (3 rd 9:10)	Paint	46	40	Penn	14	14	27	21	10	10	96					
Lead Changes	10		Second Chance	5	15	MINN	16	15	15	30	10	12	98					
Times Tied	11		Fast Breaks	22	21													
Time with Lead	29:07	14:51	Bench	16	14													

GAME 10: NO. 4/3 INDIANA



Official Basketball Box Score - Final
Indiana at Penn St.
 12/08/22 Bryce Jordan Center, State College
 2022-23 Women's Basketball

Game Time: 7:00 PM
 Game Duration: 1:42
 Attendance: 1,621

Officials: Gina Cross, By Seales, Brad Maskey

NO.	Name	Min	FG			FT	Rebounds		Fouls	TP	AS	TO	ST	Blocks		+/-	
			M/A	M/A	M/A		OR	DR						PF	FD		BS
54	Mackenzie Holmes	F 34:36	8-12	0-0	2-3	0	10	10	3	4	18	1	2	1	1	0	
12	Yarden Garzon	G 33:59	3-5	1-1	0-0	1	7	8	5	2	7	5	6	1	0	0	
14	Sara Scalia	G 38:49	3-12	1-7	0-0	0	3	3	0	2	7	4	4	2	0	0	
22	Chloe Moore-McNeil	G 38:54	3-4	1-2	4-4	0	3	3	1	3	11	7	1	1	1	0	
33	Sydney Parrish	G 33:44	7-13	2-4	2-2	2	5	7	3	3	18	3	4	0	0	0	
21	Hanna Saravik	G 12:17	2-3	0-1	0-0	0	0	0	0	0	4	0	0	0	0	-4	
52	Lily Meisler	05:24	1-2	0-0	0-0	0	0	0	1	0	2	0	0	0	0	-1	
1	Lexus Bargesser	02:17	0-0	0-0	0-0	0	0	0	0	0	0	0	0	0	0	-3	
Team						3	3	6			0	0					
Totals			27-51	5-15	8-9	6	31	37	13	14	67	20	17	5	2	0	9

Technical Fouls: NONE

Shooting By Period	
1st FG%	6-11 54.5%
3PT%	2-5 40.0%
FT%	2-2 100%
2nd FG%	5-13 38.5%
3PT%	0-2 0%
FT%	0-0 0%
3rd FG%	8-16 50.0%
3PT%	2-7 28.6%
FT%	4-5 80%
4th FG%	8-11 72.7%
3PT%	1-1 100%
FT%	2-2 100%
GM FG%	27-51 52.9%
3PT%	5-15 33.3%
FT%	8-9 88.9%

Dead Ball Rebounds: 0, 1

NO.	Name	Min	FG			FT	Rebounds		Fouls	TP	AS	TO	ST	Blocks		+/-	
			M/A	M/A	M/A		OR	DR						PF	FD		BS
24	Alexa Williamson	F 25:11	4-4	0-0	2-3	0	4	4	2	2	10	1	1	0	0	3	
4	Shay Ciezki	G 34:15	3-11	1-4	0-1	1	1	2	2	2	6	1	4	1	0	-9	
5	Leliani Kapinus	G 34:15	5-13	1-5	4-4	3	5	8	3	2	15	3	2	1	0	0	
20	Makenna Marisa	G 40:00	5-18	1-5	1-2	2	5	7	2	12	4	1	2	0	0	-9	
22	Alli Campbell	G 30:30	3-8	2-5	0-1	1	2	2	3	8	3	0	3	0	0	-7	
11	Anna Camden	07:26	0-3	0-3	0-0	1	0	1	0	1	0	0	0	0	0	-8	
23	Tanyah Thompson	01:04	0-0	0-0	0-0	0	0	0	0	0	0	0	0	0	0	0	
10	Chanayia Pinto	17:33	3-5	0-0	1-2	1	0	1	1	2	7	1	1	1	0	0	
33	Johnasia Cash	03:12	0-2	0-0	0-0	2	0	2	0	0	0	1	0	0	0	-7	
1	Ali Brigham	06:33	0-0	0-0	0-0	1	1	1	0	0	0	0	0	0	0	-1	
Team						1	2	3			0	0					
Totals			23-64	4-22	8-12	12	19	31	14	13	58	14	11	8	0	2	-9

Technical Fouls: NONE

Shooting By Period	
1st FG%	6-24 25.0%
3PT%	2-7 28.6%
FT%	1-2 50%
2nd FG%	6-13 46.2%
3PT%	4-5 80%
FT%	0-1 0%
3rd FG%	4-12 33.3%
3PT%	0-6 0%
FT%	3-3 100%
4th FG%	7-15 46.7%
3PT%	0-5 0%
FT%	4-6 66.7%
GM FG%	23-64 35.9%
3PT%	4-22 18.2%
FT%	8-12 66.7%

Dead Ball Rebounds: 1, 0

Biggest lead	IU		PSU		Points from	Turnovers		Period by Period Scoring			
	15 (4 th 7:47)	5 (2 nd 4:48)	16	19		1st	2nd	3rd	4th	TOT	
Best Scoring Run	9 (3 rd 1:45)	11 (2 nd 7:14)	Paint	38	34	IU	16	10	22	19	67
Lead Changes	4		Second Chance	4	9	PSU	15	14	11	18	58
Times Tied	3		Fast Breaks	13	11						
Time with Lead	24:49	11:45	Bench	6	7						

GAME 11: WEST VIRGINIA



Official Basketball Box Score - Final
West Virginia at Penn St.
 12/11/22 Bryce Jordan Center, State College
 2022-23 Women's Basketball

Game Time: 4:00 PM
 Game Duration: 1:49
 Attendance: 2,218

Officials: Nykhesha Thompson, Mark Resch, Dawn Marsh

NO.	Name	Min	FG			FT	Rebounds		Fouls	TP	AS	TO	ST	Blocks		+/-
			M/A	M/A	M/A		OR									

GAME 19 | PENN STATE VS MINNESOTA | JANUARY 18, 2023 | BRYCE JORDAN CENTER

GAME 13: CORNELL

GAME 14: RUTGERS

Official Basketball Box Score - Final
Cornell at Penn St.
 12/21/22 Bryce Jordan Center, State College
 2022-23 Women's Basketball

Game Time: 12:00 PM
 Game Duration: 1:54
 Attendance: 1,589

Officials: Frank Strerone, Tom Halstead, Kriste Watkins-Day

Cornell - 48		Record: 6-6										Shooting By Period									
NO.	Name	Min	FG	3P	FT	Rebounds	Fouls	TP	AS	TO	ST	Blocks	BS	BA	+/	1st	2nd	3rd	4th	GM	
			M/A	M/A	M/A	OR	DR	PF				BS	BA		FG%	FG%	FG%	FG%	FG%		
21	Anna Hovis	F	24:40	1-3	0-0	0-0	4	4	1	0	2	4	2	1	0	0	0	0	0	0	22.2%
24	Summer Parker-Hall	F	19:55	1-5	0-0	2-2	1	4	5	4	4	4	1	2	2	0	0	1	1	11.1%	
5	Ania McNicholas	G	28:40	5-16	3-10	0-0	2	1	3	4	4	13	1	8	4	0	1	1	25	50.0%	
20	Kaya Ingram	G	25:01	1-6	0-1	2-2	0	1	1	2	2	4	1	5	2	0	0	0	21	20.0%	
22	Shannon Mulroy	G	30:22	2-6	1-4	0-2	0	1	1	3	2	5	4	3	1	0	0	0	13	0%	
12	Mia Beam	F	17:30	2-9	0-6	1-2	1	0	1	1	2	5	0	3	1	0	0	0	30	31.6%	
31	Emily Pape	F	19:21	2-6	0-0	2-2	3	5	2	1	6	1	4	0	0	0	0	0	37	37.5%	
25	Lexi Green	G	06:58	1-1	0-0	0-0	0	0	0	0	0	2	0	0	0	0	0	0	13	100%	
2	Val Garcia-Martinez	G	06:35	1-3	1-2	0-0	0	1	1	0	0	0	0	2	0	0	0	5	33.3%		
3	Vivienne Knee	G	12:25	1-6	1-3	1-2	1	2	3	1	1	4	1	2	0	1	1	1	4	25.0%	
13	Jada Davis	G	04:23	0-0	0-0	0-0	0	0	0	0	0	0	0	0	0	0	0	0	4	0%	
4	Sarah Hathorn	G	02:05	0-0	0-0	0-0	0	0	0	0	0	0	0	0	0	0	0	0	4	0%	
11	Arianna Ilioxiakis	G	02:05	0-0	0-0	0-0	0	0	0	0	0	0	0	0	0	0	0	0	4	0%	
Team							7	1	8	0	0	0	0	0	0	0	0	0	0	66.7%	
Totals			17-61	6-26	8-12	14	19	33	18	17	48	14	28	15	0	3	31			23.1%	

Technical Fouls: NONE
 Dead Ball Rebounds: 4, 0

Official Basketball Box Score - Final
Rutgers at Penn St.
 12/20/22 Bryce Jordan Center, State College
 2022-23 Women's Basketball

Game Time: 5:00 PM
 Game Duration: 1:56
 Attendance: 2,368

Officials: Felicia Grinter, Maggie Tarnan, Kelsey Reynolds

Rutgers - 72		Record: 6-9 (0-3)										Shooting By Period									
NO.	Name	Min	FG	3P	FT	Rebounds	Fouls	TP	AS	TO	ST	Blocks	BS	BA	+/	1st	2nd	3rd	4th	GM	
			M/A	M/A	M/A	OR	DR	PF				BS	BA		FG%	FG%	FG%	FG%	FG%		
20	Erica Lafayette	F	24:55	3-11	0-0	4-4	3	2	5	4	3	10	2	3	1	0	1	4		40.0%	
54	Chyna Cornwell	F	29:43	5-6	0-0	3-4	1	6	7	3	4	13	0	3	0	0	1	1	17	50%	
22	Kassandra Brown	C	29:09	5-10	1-1	2-4	0	8	8	3	3	13	4	3	2	2	1	9		55.6%	
2	Kaylene Smikle	G	32:13	5-9	2-4	6-6	2	2	4	3	5	18	2	5	2	0	2	16		75.0%	
11	Awa Sidibe	G	37:02	3-7	0-1	1-1	0	6	6	2	1	7	5	6	0	0	0	18		75%	
24	Kali Carter	G	14:40	1-2	1-1	2-2	0	0	0	3	1	5	1	5	0	0	0	10		50%	
31	Aby Sreeter	F	16:41	1-3	1-3	0-0	0	0	0	2	0	3	1	2	0	0	0	10		33.3%	
4	Antonia Bates	F	15:37	1-3	1-2	0-0	1	2	3	0	3	0	3	1	4	0	1	0	6	0%	
Team							4	4	8	0	0	0	0	0	0	0	0	0	0	40.0%	
Totals			24-51	6-12	18-21	11	30	41	23	17	72	16	31	5	3	5	18			47.1%	

Technical Fouls: NONE
 Dead Ball Rebounds: 2, 0

Official Basketball Box Score - Final
Penn St. - 79
 12/21/22 Bryce Jordan Center, State College
 2022-23 Women's Basketball

Game Time: 1:00 PM
 Game Duration: 1:45
 Attendance: 3,237

Officials: Roy Gulbeyan, Angelica Sufren, Tom Halstead

Penn St. - 79		Record: 9-4										Shooting By Period									
NO.	Name	Min	FG	3P	FT	Rebounds	Fouls	TP	AS	TO	ST	Blocks	BS	BA	+/	1st	2nd	3rd	4th	GM	
			M/A	M/A	M/A	OR	DR	PF				BS	BA		FG%	FG%	FG%	FG%	FG%		
10	Chanaya Pinto	F	23:07	3-4	0-0	2-2	3	3	6	1	2	8	7	2	5	0	0	0	34		75.0%
1	Ali Brigham	C	18:36	4-6	0-0	1-2	3	4	7	2	2	9	1	3	1	1	0	20		66.7%	
4	Shay Ciezki	G	18:45	4-6	2-4	0-0	0	1	1	3	10	4	1	1	0	0	0	20		83.3%	
5	Lellani Kapinus	G	22:02	5-9	0-1	3-4	1	4	5	1	3	13	1	6	0	0	0	7		56.3%	
20	Makenna Marisa	G	26:49	3-10	1-3	5-6	0	1	1	2	3	12	3	2	2	1	0	32		30.0%	
23	Taniyah Thompson	F	21:02	4-8	1-2	0-0	1	1	1	3	1	9	2	3	5	0	0	16		50.0%	
24	Alexa Williamson	F	12:52	1-4	0-0	0-0	1	2	3	1	0	2	0	0	0	0	0	10		25.0%	
11	Anna Camden	F	21:04	2-4	2-3	0-0	2	2	2	0	0	6	2	1	1	0	0	17		50%	
33	Johansia Cash	G	13:46	0-2	0-0	2-2	1	9	10	3	2	0	4	0	1	0	0	7		0%	
12	Kayla Thomas	F	07:05	1-2	0-0	0-0	1	0	1	0	2	1	0	0	0	0	0	1		50%	
2	Aicha Dia	F	10:36	3-4	0-0	0-0	1	1	0	3	6	0	0	0	0	0	0	4		75.0%	
0	Ivane Tensaie	G	04:16	0-1	0-0	0-0	0	0	0	0	0	0	0	0	0	0	0	11		0%	
Team							1	2	3	0	0	0	0	0	0	0	0	0	0	46.2%	
Totals			30-60	6-13	13-16	11	30	41	17	18	79	21	25	16	3	0	31			62.9%	

Technical Fouls: NONE
 Dead Ball Rebounds: 3, 0

Official Basketball Box Score - Final
Penn St. - 90
 12/21/22 Bryce Jordan Center, State College
 2022-23 Women's Basketball

Game Time: 5:00 PM
 Game Duration: 1:52
 Attendance: 2,367

Officials: Michael McConnell, Natasha Camy, Nykeshia Thompson

Penn St. - 90		Record: 10-4 (1-2)										Shooting By Period									
NO.	Name	Min	FG	3P	FT	Rebounds	Fouls	TP	AS	TO	ST	Blocks	BS	BA	+/	1st	2nd	3rd	4th	GM	
			M/A	M/A	M/A	OR	DR	PF				BS	BA		FG%	FG%	FG%	FG%	FG%		
10	Chanaya Pinto	F	23:03	4-6	0-1	0-0	2	2	2	2	1	8	3	2	0	0	0	3		60.0%	
1	Ali Brigham	C	13:01	1-1	0-0	3-4	2	0	2	1	2	5	0	0	0	0	0	0	1		100%
4	Shay Ciezki	G	24:57	2-7	0-2	3-4	2	3	5	3	3	7	1	2	3	0	0	7		28.6%	
5	Lellani Kapinus	G	28:55	5-14	1-5	3-4	2	2	4	2	3	14	5	2	6	1	0	7		35.7%	
20	Makenna Marisa	G	33:38	11-22	4-9	6-7	1	4	5	1	6	32	3	2	1	1	3	21		75%	
23	Taniyah Thompson	F	24:34	4-9	1-2	2-3	1	0	1	0	3	11	0	1	1	0	0	17		41.2%	
24	Alexa Williamson	F	11:47	0-4	0-0	0-0	2	0	2	1	0	0	0	0	0	0	0	12		0%	
11	Anna Camden	F	16:57	3-4	2-3	0-0	0	0	0	0	2	8	1	0	2	1	0	18		75%	
33	Johansia Cash	G	10:52	0-3	0-0	0-0	0	2	2	1	1	0	0	0	0	0	0	7		0%	
2	Aicha Dia	F	05:11	0-0	0-0	1-2	0	0	0	1	1	1	0	0	0	0	0	1		0%	
0	Ivane Tensaie	G	03:55	0-0	0-0	2-2	0	0	1	1	0	2	0	0	0	0	0	2		0%	
12	Kayla Thomas	F	03:10	0-0	0-0	2-2	0	1	1	2	1	2	0	0	0	0	0	0	0	0%	
Team							2	2	4	0	1	0	0	0	0	0	0	0	0	46.2%	
Totals			30-70	8-22	22-28	12	17	29	17	23	90	19	10	17	5	3	18			62.9%	

Technical Fouls: NONE
 Dead Ball Rebounds: 4, 0

CU	PSU
0 (1st 10:00)	35 (4th 2:29)
8 (3rd 3:15)	9 (3rd 9:16)
0	0
00:00	39:27

Points from	CU	PSU
Turnovers	11	37
Paint	14	46
Second Chance	13	12
Fast Breaks	12	28
Bench	20	27

Period by Period Scoring	CU	PSU
1st	11	7
2nd	7	17
3rd	13	13
4th	17	48
TOT	21	21

RU	PSU
0 (1st 10:00)	26 (3rd 9:50)
7 (2nd 7:19)	11 (1st 6:40)
0	0
00:00	39:14

Points from	RU	PSU
Turnovers	8	38
Paint	26	40
Second Chance	9	14
Fast Breaks	10	23
Bench	11	24

Period by Period Scoring	RU	PSU
1st	13	16
2nd	16	21
3rd	22	72
4th	17	18
TOT	33	20

GAME 19 | PENN STATE VS MINNESOTA | JANUARY 18, 2023 | BRYCE JORDAN CENTER

GAME 17: AT NEBRASKA



Official Basketball Box Score - Final
Penn St. at Nebraska
 01/11/23 Pinnacle Bank Arena, Lincoln
 2022-23 Women's Basketball

Game Time: 7:01 PM
 Game Duration: 1:43
 Attendance: 3,062

Officials: Felicia Grinter, Angelica Sulfren, Missy Brooks

Penn St. - 51		Record: 11-6 (2-4)										Shooting By Period									
NO.	Name	Min	FG M-A	3P M-A	FT M-A	Rebounds OR DR TOT	Fouls PF FD	TP	AS	TO	ST	Blocks BS BA	+/-	1st FG%	2nd FG%	3rd FG%	4th FG%	GM FG%	FT%		
10	Chanaya Pinto	F 26:25	0-3	0-2	3-4	2 3 5	3 2 3	2	3	6	0	0	-24	4.16	25.0%	0.5	0.0%	18.63	23.8%		
24	Alexa Williamson	F 15:01	2-5	0-0	1-2	2 2 4	1 1 5	1	1	0	1	-4	6.15	40.0%	3.6	50.0%	10.16	62.5%			
4	Shay Ciezki	G 27:04	4-9	2-4	0-0	0 1 1	1 1 10	1	3	1	0	-1	25.0%	0.0%	0.0	0.0%	18.63	23.8%			
5	Leilani Kapinus	G 22:35	1-10	0-1	1-2	2 3 5	3 1 3	0	3	1	1	-27	6.15	40.0%	3.6	50.0%	10.16	62.5%			
20	Makenna Marisa	G 31:46	5-19	1-8	3-4	0 1 1	0 2 14	3	4	3	0	-35	2.13	21.4%	0.1	0.0%	18.63	23.8%			
33	Johanna Cash	07:20	0-2	0-0	0 1 2	3 0 0	0 2 0	0	0	2	0	-14	3.14	21.4%	0.1	0.0%	18.63	23.8%			
11	Anna Camden	11:49	1-2	1-2	0-0	0 1 1	0 0 3	1	0	1	0	-6	5.18	27.8%	0.1	0.0%	18.63	23.8%			
23	Taniyah Thompson	23:32	4-9	1-3	1-2	1 1 2	2 3 10	0	1	1	0	-18	4.8	50%	2.9	22.2%	10.16	62.5%			
1	Ali Brigham	10:29	0-1	0-0	0 0 1	2 0 0	0 0 0	0	0	0	1	-14	5.18	27.8%	1.2	50%	10.16	62.5%			
2	Aicha Dia	10:23	0-1	0-0	0 0 2	2 4 0	0 1 0	1	0	2	1	13	2.9	22.2%	1.2	50%	10.16	62.5%			
0	Ivane Tensale	06:48	0-1	0-1	0-0	0 1 1	0 0 0	0	0	0	0	5	1.2	50%	1.2	50%	10.16	62.5%			
12	Kayla Thomas	06:48	1-1	0-0	1-2	0 1 1	0 0 0	3	0	1	0	0	5	18.63	28.6%	10.16	62.5%				
Totals			18-63	5-21	10-16	14 19 33	15 11 51	9	19	15	4	6	29	22.60	31.21	20.25	11.20	31.30	18.67		

Technical Fouls: NONE

Dead Ball Rebounds: 3, 0

Nebraska - 80		Record: 11-6 (3-3)										Shooting By Period									
NO.	Name	Min	FG M-A	3P M-A	FT M-A	Rebounds OR DR TOT	Fouls PF FD	TP	AS	TO	ST	Blocks BS BA	+/-	1st FG%	2nd FG%	3rd FG%	4th FG%	GM FG%	FT%		
34	Isabelle Bourne	F 28:40	4-9	2-6	0-0	3 1 4	0 0 10	1	0	0	0	26	8.22	36.4%	4.14	28.6%	5.21	23.8%			
40	Alexis Markowski	C 26:01	4-8	0-2	3-4	6 9 15	2 6 11	1	2	1	0	15	6.15	100%	1.1	100%	30.67	44.8%			
1	Jaz Shelley	G 33:23	4-9	2-3	0-0	2 7 9	1 0 10	10	6	3	2	0	31	8.16	50.0%	4.6	66.7%	30.67	44.8%		
4	Sam Halby	G 25:48	2-10	0-2	3-3	0 6 6	0 4 7	4	2	2	1	19	4.6	66.7%	0.0	0%	30.67	44.8%			
42	Maddie Krull	G 26:08	5-10	3-5	1-1	0 2 2	4 2 14	1	3	2	0	18	6.15	100%	5.21	23.8%	30.67	44.8%			
15	Kendall Moriarty	14:27	1-4	1-3	0-0	1 1 2	1 1 3	2	2	2	0	2	-4	2.13	21.4%	1.1	100%	30.67	44.8%		
21	Annika Stewart	09:48	2-3	1-1	0-0	0 1 1	0 0 5	2	2	0	2	11	2.3	66.7%	5.6	83.3%	30.67	44.8%			
14	Callin Hake	18:18	6-9	4-6	0-0	0 1 1	1 1 16	1	2	1	0	25	9.16	56.3%	3.5	60.0%	30.67	44.8%			
32	Kendall Coley	05:45	0-0	0-0	0 0 2	2 1 0	0 1 1	0	0	0	0	-5	0.0	0%	1.1	100%	30.67	44.8%			
44	Maggie Mendelson	11:42	2-5	0-0	0-0	0 3 3	1 1 4	1	1	0	0	1	9	6.15	100%	7.8	87.5%	30.67	44.8%		
Totals			30-67	13-28	7-8	18 34 52	11 15 80	24	22	11	6	4	29	36.66	10.26	26.34	13.31	44.18	30.108		

Technical Fouls: NONE

Dead Ball Rebounds: 1, 0

	PEN		NEB		Points from Turnovers	PEN	NEB	Period by Period Scoring			
	1st	2nd	3rd	4th				TOT			
Biggest lead	2 (1 st 9:14)	34 (4 th 6:48)	24	22							
Best Scoring Run	11 (2 nd 0:21)	14 (4 th 6:48)	22	34							
Lead Changes	3	7	11	11							
Times Tied	1	9	6	6							
Time with Lead	03:07	36:07	16	28							

GAME 18: AT NO. 12/9 IOWA



Official Basketball Box Score - Final
Penn St. at Iowa
 01/14/23 Carver-Hawkeye Arena, Iowa City
 2022-23 Women's Basketball

Game Time: 11:30 AM
 Game Duration: 1:54
 Attendance: 12,438

Officials: Nykeshia Thompson, Bryan Entefine, Lauren Nieniera

Penn St. - 67		Record: 11-7 (2-5)										Shooting By Period									
NO.	Name	Min	FG M-A	3P M-A	FT M-A	Rebounds OR DR TOT	Fouls PF FD	TP	AS	TO	ST	Blocks BS BA	+/-	1st FG%	2nd FG%	3rd FG%	4th FG%	GM FG%	FT%		
10	Chanaya Pinto	F 18:22	0-2	0-1	0-0	2 2 4	4 2 0	0	4	0	0	-13	0.0	0.0%	0.5	0.0%	18.63	23.8%			
24	Alexa Williamson	F 11:34	2-2	0-0	0-0	0 0 0	1 0 4	1	0	0	0	-11	100%	100%	2.2	100%	18.63	23.8%			
4	Shay Ciezki	G 37:32	7-17	2-8	4-4	1 6 7	4 3 3	20	3	3	3	-38	40.0%	38.5%	5.13	38.5%	18.63	23.8%			
5	Leilani Kapinus	G 32:25	4-10	0-3	8-12	1 4 5	2 8 16	1	6	4	2	-42	40.0%	0.0%	0.7	0.0%	18.63	23.8%			
20	Makenna Marisa	G 33:02	2-13	0-4	1-2	0 4 4	1 1 5	1	2	1	0	-45	15.4%	0.0%	0.7	0.0%	18.63	23.8%			
11	Anna Camden	19:53	0-2	0-2	0-2	0 2 2	4 1 2	1	3	1	2	-28	0.0	0.0%	0.1	0.0%	18.63	23.8%			
33	Johanna Cash	07:14	1-2	0-0	2-2	1 1 2	4 1 4	0	0	0	0	-10	50%	90%	9.10	90%	18.63	23.8%			
23	Taniyah Thompson	19:30	5-9	0-1	3-3	3 0 3	3 2 13	1	1	1	0	-17	55.6%	25.0%	1.4	25.0%	18.63	23.8%			
1	Ali Brigham	07:05	0-0	0-0	0-0	0 0 0	0 0 0	0	0	0	0	-5	0.0	0.0%	0.8	19.0%	18.63	23.8%			
2	Aicha Dia	06:51	1-1	1-1	0-0	0 0 0	3 0 3	0	0	0	0	2	1.4	25.0%	8.19	42.1%	18.63	23.8%			
12	Kayla Thomas	03:42	0-1	0-0	0-0	1 1 2	0 0 0	0	0	0	0	1	1	5.7	71.4%	5.7	71.4%	18.63	23.8%		
0	Ivane Tensale	02:50	0-1	0-1	0-0	0 0 0	0 0 0	0	0	0	0	1	1	22.60	36.7%	3.21	14.3%	18.63	23.8%		
Totals			22-60	3-21	20-25	11 20 31	30 18 67	8	20	10	4	1	41	36.66	10.26	26.34	13.31	44.18	30.108		

Technical Fouls: NONE

Dead Ball Rebounds: 1, 1

Iowa - 108		Record: 14-4 (6-1)										Shooting By Period									
NO.	Name	Min	FG M-A	3P M-A	FT M-A	Rebounds OR DR TOT	Fouls PF FD	TP	AS	TO	ST	Blocks BS BA	+/-	1st FG%	2nd FG%	3rd FG%	4th FG%	GM FG%	FT%		
14	McKenna Warnock	F 29:44	5-8	2-3	4-6	3 7 10	3 4 16	3	3	1	0	40	61.5%	15.20	75.0%	3.6	50.0%	36.66	54.5%		
25	Monika Czinano	C 22:35	7-11	0-0	6-6	2 3 5	2 6 20	2	0	1	0	25	63.6%	1.1	100%	1.1	100%	36.66	54.5%		
20	Kate Martin	G 17:27	0-1	0-1	0-0	0 3 3	1 0 0	2	2	1	0	30	0.0	0.0%	6.14	42.9%	36.66	54.5%			
22	Caillin Clark	G 28:01	9-15	3-7	6-6	1 6 7	3 6 27	10	1	1	0	40	60.0%	2.7	28.6%	9.10	90%	36.66	54.5%		
24	Gabbie Marshall	G 22:32	1-4	1-3	0-0	1 1 2	0 1 3	3	1	3	0	29	25.0%	8.16	50.0%	9.10	90%	36.66	54.5%		
1	Molly Davis	18:14	0-1	0-1	5-6	0 2 2	0 4 5	3	1	0	0	18	0.0	0.0%	8.16	50.0%	36.66	54.5%			
45	Hannah Stuelke	07:15	4-5	0-0	3-6	2 1 3	4 5 11	0	1	0	1	13	80.0%	8.10	90%	9.10	90%	36.66	54.5%		
3	Sydney Altforter	14:00	5-6	2-2	0-0	1 2 3	2 1 12	2	1	0	0	13	83.3%	2.5	40.0%	8.10	90%	36.66	54.5%		
2	Taylor McCabe	11:13	2-6	1-5	0-0	0 1 1	0 0 5	0	0	1	0	0	-5	33.3%	7.16	43.8%	8.10	90%	36.66	54.5%	
34	AJ Ediger	03:03	1-2	0-0	0-0	1 0 1	1 0 2	0	0	0	0	2	1	3.8	37.5%	3.8	37.5%	36.66	54.5%		
44	Addison O'Grady	04:11	0-0	0-0	2-2	0 0 0	2 2 0	0	0	0	0	5	0.0	0.0%	3.8	37.5%	36.66	54.5%			
13	Shateah Wetering	10:29	1-2	1-2	0-2	0 1 1	1 1 3	3	0	1	0	-1	1.2	50%	36.66	54.5%	36.66	54.5%			
40	Sharon Goodman	06:19	1-3	0-0	0-0	1 1 2	0 0 0	2	0	0	1	-2	33.3%	10.26	38.5%	3.21	14.3%	36.66	54.5%		
23	Jada Gyamfi	04:57	0-2	0-2	0-0	0 1 1	1 0 0	0	1	1	0	-2	0.0	0.0%	26.34	76.5%	36.66	54.5%			
Totals			36-66	10-26	26-34	13 31 44	18 30 108	26	11	10	1	4	41	36.66	10.26	26.34	13.31	44.18	30.108		

Technical Fouls: NONE

Dead Ball Rebounds: 4, 0



**2022-23 Penn St. Women's Basketball
Combined Team Statistics
All games**

Game Records

Record	Overall	Home	Away	Neutral
ALL GAMES	11-7	9-2	0-5	2-0
CONFERENCE	2-5	2-1	0-4	0-0
NON-CONFERENCE	9-2	7-1	0-1	2-0

Score by Periods

Team	1st	2nd	3rd	4th	OT	TOT
Penn St.	304	310	342	347	26	1329
Opponents	287	284	309	318	32	1230

Team Box Score

No.	Player				Total		3-Point		F-Throw		Rebounds											
		GP-GS	MIN	AVG	FG-FGA	FG%	3FG-3FGA	3FG%	FT-FTA	FT%	OFF	DEF	TOT	AVG	PF	DQ	A	TO	BLK	STL	PTS	AVG
20	MARISA, Makenna	18-18	624:24	34.7	117-282	.415	38-94	.404	46-61	.754	19	63	82	4.6	32	0	73	54	6	35	318	17.7
5	KAPINUS, Leilani	18-18	492:20	27.4	75-159	.472	7-33	.212	51-72	.708	29	78	107	5.9	49	3	47	60	16	57	208	11.6
4	CIEZKI, Shay	18-17	528:32	29.4	73-173	.422	36-90	.400	20-26	.769	10	30	40	2.2	42	0	48	39	1	24	202	11.2
23	THOMPSON, Taniyah	18-1	340:27	18.9	54-121	.446	10-29	.345	20-27	.741	11	24	35	1.9	27	0	9	19	0	17	138	7.7
24	WILLIAMSON, Alexa	18-13	318:48	17.7	49-98	.500	0-0	.000	17-29	.586	24	28	52	2.9	37	0	12	23	2	11	115	6.4
10	PINTO, Chanaya	17-11	360:11	21.2	34-73	.466	4-20	.200	24-36	.667	32	43	75	4.4	35	1	28	30	1	25	96	5.6
22	CAMPBELL, Alli	10-1	171:14	17.1	16-40	.400	7-20	.350	0-0	.000	4	13	17	1.7	11	0	15	11	0	16	39	3.9
33	CASH, Johnasia	18-3	237:33	13.2	25-63	.397	0-0	.000	17-29	.586	28	57	85	4.7	38	0	14	27	11	15	67	3.7
1	BRIGHAM, Ali	18-3	191:28	10.6	26-43	.605	0-1	.000	12-16	.750	20	26	46	2.6	25	0	19	17	4	5	64	3.6
11	CAMDEN, Anna	18-5	289:24	16.1	17-59	.288	14-46	.304	4-6	.667	4	17	21	1.2	18	0	16	16	6	13	52	2.9
2	DIA, Aicha	10-0	54:40	5.5	6-10	.600	1-2	.500	1-2	.500	3	5	8	0.8	5	0	2	4	1	4	14	1.4
12	THOMAS, Kayla	8-0	33:39	4.2	2-5	.400	0-0	.000	5-6	.833	4	4	8	1.0	7	0	1	4	1	0	9	1.1
0	TENSAIE, Ivane	8-0	29:45	3.7	2-8	.250	1-4	.250	2-2	1.000	0	2	2	0.3	0	0	0	0	0	0	7	0.9
Team											36	44	80					11				
Total		18	3672		496-1134	.437	118-339	.348	219-312	.702	224	434	658	36.6	326	4	284	315	49	222	1329	73.8
Opponents		18	3675		435-1033	.421	131-401	.327	229-301	.761	187	454	641	35.6	313	10	291	383	38	151	1230	68.3

Team Statistics

	PSU	OPP
Scoring	1329	1230
Points per game	73.8	68.3
Scoring margin	+5.5	-
Field goals-att	496-1134	435-1033
Field goal pct	.437	.421
3 point fg-att	118-339	131-401
3-point FG pct	.348	.327
3-pt FG made per game	6.6	7.3
Free throws-att	219-312	229-301
Free throw pct	.702	.761
F-Throws made per game	12.2	12.7
Rebounds	658	641
Rebounds per game	36.6	35.6
Rebounding margin	+0.9	-
Assists	284	291
Assists per game	15.8	16.2
Turnovers	315	383
Turnovers per game	17.5	21.3
Turnover margin	+3.8	-
Assist/turnover ratio	0.9	0.8
Steals	222	151
Steals per game	12.3	8.4
Blocks	49	38
Blocks per game	2.7	2.1
Winning streak	0	-
Home win streak	4	-
Attendance	20478	24040
Home games-Avg/Game	11-1862	5-4808
Neutral site-Avg/Game	-	2-248

Team Results

Date	Opponent		Score	Att.
11/09/2022	Norfolk St.	W	67-61	1777
11/11/2022	Fairfield	W	77-49	1959
11/15/2022	Youngstown St.	W	77-63	1541
11/18/2022	Bryant	W	96-33	1565
11/21/2022	Syracuse	W	82-69	1650
11/25/2022	vs Toledo	W	60-59	350
11/26/2022	vs Fresno St.	W	68-49	145
11/30/2022	Virginia	L	68-89	1823
12/03/2022	at Minnesota	Lot2	96-98	2852
12/08/2022	Indiana	L	58-67	1621
12/11/2022	West Virginia	W	69-57	2218
12/18/2022	at Drexel	Lot	82-86	989
12/21/2022	Cornell	W	79-48	1589
12/30/2022	Rutgers	W	90-72	2368
01/03/2023	at Michigan	L	72-82	3237
01/07/2023	Purdue	W	70-60	2367
01/11/2023	at Nebraska	L	51-80	4526
01/14/2023	at Iowa	L	67-108	12436



**2022-23 Penn St. Women's Basketball
Season Schedule/Results & Leaders
All games**

Game Records

Record	Overall	Home	Away	Neutral
ALL GAMES	11-7	9-2	0-5	2-0
CONFERENCE	2-5	2-1	0-4	0-0
NON-CONFERENCE	9-2	7-1	0-1	2-0

Team Results

Date	Opponent		Score	Att.	High Points	High Rebounds
11/09/2022	Norfolk St.	W	67-61	1777	(24) MARISA, Makenna	(11) MARISA, Makenna
11/11/2022	Fairfield	W	77-49	1959	(16) WILLIAMSON, Alexa	(8) KAPINUS, Leilani
11/15/2022	Youngstown St.	W	77-63	1541	(21) MARISA, Makenna	(9) KAPINUS, Leilani
					(21) KAPINUS, Leilani	
11/18/2022	Bryant	W	96-33	1565	(20) WILLIAMSON, Alexa	(11) CASH, Johnasia
11/21/2022	Syracuse	W	82-69	1650	(22) MARISA, Makenna	(12) CASH, Johnasia
11/25/2022	vs Toledo	W	60-59	350	(16) CIEZKI, Shay	(10) CASH, Johnasia
11/26/2022	vs Fresno St.	W	68-49	145	(15) WILLIAMSON, Alexa	(5) CASH, Johnasia
11/30/2022	Virginia	L	68-89	1823	(16) MARISA, Makenna	(7) CASH, Johnasia
12/03/2022	at Minnesota	Lot2	96-98	2852	(34) MARISA, Makenna	(8) PINTO, Chanaya
12/08/2022	Indiana	L	58-67	1621	(15) KAPINUS, Leilani	(8) KAPINUS, Leilani
12/11/2022	West Virginia	W	69-57	2218	(15) KAPINUS, Leilani	(8) PINTO, Chanaya
12/18/2022	at Drexel	Lot	82-86	989	(28) MARISA, Makenna	(7) WILLIAMSON, Alexa
						(7) PINTO, Chanaya
12/21/2022	Cornell	W	79-48	1589	(13) KAPINUS, Leilani	(10) CASH, Johnasia
12/30/2022	Rutgers	W	90-72	2368	(32) MARISA, Makenna	(5) MARISA, Makenna
						(5) CIEZKI, Shay
01/03/2023	at Michigan	L	72-82	3237	(21) CIEZKI, Shay	(6) MARISA, Makenna
						(6) BRIGHAM, Ali
01/07/2023	Purdue	W	70-60	2367	(24) MARISA, Makenna	(12) KAPINUS, Leilani
01/11/2023	at Nebraska	L	51-80	4526	(14) MARISA, Makenna	(5) KAPINUS, Leilani
						(5) PINTO, Chanaya
01/14/2023	at Iowa	L	67-108	12436	(20) CIEZKI, Shay	(7) CIEZKI, Shay

Attendance Summary

	Games	Attend	Avg/Game
Home	11	20478	1862
Away	5	24040	4808
Neutral	2	495	248
Total	18	45013	2501



**2022-23 Penn St. Women's Basketball
Team Overall Conference
All games**

Summary

Player	Overall Statistics										Conference Statistics									
	GP-GS	MIN/G	FG%	3FG%	FT%	R/G	A/G	STL	BLK	PTS/G	GP-GS	MIN/G	FG%	3FG%	FT%	R/G	A/G	STL	BLK	PTS/G
MARISA, Makenna	18-18	34.7	.415	.404	.754	4.6	4.1	35	6	17.7	7-7	38.0	.377	.375	.760	5.0	3.7	14	4	19.3
KAPINUS, Leilani	18-18	27.4	.472	.212	.708	5.9	2.6	57	16	11.6	7-7	30.2	.442	.222	.600	5.7	2.7	24	7	13.3
CIEZKI, Shay	18-17	29.4	.422	.400	.769	2.2	2.7	24	1	11.2	7-7	33.4	.405	.378	.700	2.7	2.1	12	1	12.1
THOMPSON, Taniyah	18-1	18.9	.446	.345	.741	1.9	0.5	17	0	7.7	7-0	19.3	.468	.385	.786	2.0	0.3	5	0	8.6
WILLIAMSON, Alexa	18-13	17.7	.500	.000	.586	2.9	0.7	11	2	6.4	7-4	17.3	.464	.000	.571	2.7	0.7	2	2	4.3
PINTO, Chanaya	17-11	21.2	.466	.200	.667	4.4	1.6	25	1	5.6	7-6	24.6	.424	.000	.700	3.6	1.7	12	0	5.0
CAMPBELL, Alli	10-1	17.1	.400	.350	.000	1.7	1.5	16	0	3.9	2-1	17.6	.333	.333	.000	1.5	1.5	3	0	4.0
CASH, Johnasia	18-3	13.2	.397	.000	.586	4.7	0.8	15	11	3.7	7-1	7.4	.235	.000	.750	2.4	0.6	3	3	1.6
BRIGHAM, Ali	18-3	10.6	.605	.000	.750	2.6	1.1	5	4	3.6	7-2	10.0	.556	.000	.750	1.7	1.0	1	1	1.9
CAMDEN, Anna	18-5	16.1	.288	.304	.667	1.2	0.9	13	6	2.9	7-0	14.7	.333	.353	1.000	0.9	0.7	6	3	3.4
DIA, Aicha	10-0	5.5	.600	.500	.500	0.8	0.2	4	1	1.4	4-0	5.8	.500	1.000	.500	1.0	0.3	2	1	1.0
THOMAS, Kayla	8-0	4.2	.400	.000	.833	1.0	0.1	0	1	1.1	3-0	4.6	.500	.000	1.000	1.7	0.0	0	0	1.3
TENSAIE, Ivane	8-0	3.7	.250	.250	1.000	0.3	0.0	0	0	0.9	3-0	4.5	.000	.000	1.000	0.7	0.0	0	0	0.7
Totals	18		.437	.348	.702	36.6	15.8	222	49	73.8	7		.405	.331	.701	33.0	14.1	84	22	72.0
Opponent	18		.421	.327	.761	35.6	16.2	151	38	68.3	7		.474	.400	.833	41.6	19.3	55	21	81.0

Scoring

Player	Overall Statistics								Conference Statistics							
	FG-FGA	FG%	3FG-3FGA	3FG%	FT-FTA	FT%	PTS	PTS/G	FG-FGA	FG%	3FG-3FGA	3FG%	FT-FTA	FT%	PTS	PTS/G
MARISA, Makenna	117-282	.415	38-94	.404	46-61	.754	318	17.7	49-130	.377	18-48	.375	19-25	.760	135	19.3
KAPINUS, Leilani	75-159	.472	7-33	.212	51-72	.708	208	11.6	34-77	.442	4-18	.222	21-35	.600	93	13.3
CIEZKI, Shay	73-173	.422	36-90	.400	20-26	.769	202	11.2	32-79	.405	14-37	.378	7-10	.700	85	12.1
THOMPSON, Taniyah	54-121	.446	10-29	.345	20-27	.741	138	7.7	22-47	.468	5-13	.385	11-14	.786	60	8.6
WILLIAMSON, Alexa	49-98	.500	0-0	.000	17-29	.586	115	6.4	13-28	.464	0-0	.000	4-7	.571	30	4.3
PINTO, Chanaya	34-73	.466	4-20	.200	24-36	.667	96	5.6	14-33	.424	0-9	.000	7-10	.700	35	5.0
CAMPBELL, Alli	16-40	.400	7-20	.350	0-0	.000	39	3.9	3-9	.333	2-6	.333	0-0	.000	8	4.0
CASH, Johnasia	25-63	.397	0-0	.000	17-29	.586	67	3.7	4-17	.235	0-0	.000	3-4	.750	11	1.6
BRIGHAM, Ali	26-43	.605	0-1	.000	12-16	.750	64	3.6	5-9	.556	0-0	.000	3-4	.750	13	1.9
CAMDEN, Anna	17-59	.288	14-46	.304	4-6	.667	52	2.9	8-24	.333	6-17	.353	2-2	1.000	24	3.4
DIA, Aicha	6-10	.600	1-2	.500	1-2	.500	14	1.4	1-2	.500	1-1	1.000	1-2	.500	4	1.0
THOMAS, Kayla	2-5	.400	0-0	.000	5-6	.833	9	1.1	1-2	.500	0-0	.000	2-2	1.000	4	1.3
TENSAIE, Ivane	2-8	.250	1-4	.250	2-2	1.000	7	0.9	0-2	.000	0-2	.000	2-2	1.000	2	0.7
Totals	496-1134	.437	118-339	.348	219-312	.702	1329	73.8	186-459	.405	50-151	.331	82-117	.701	504	72.0
Opponent	435-1033	.421	131-401	.327	229-301	.761	1230	68.3	197-416	.474	58-145	.400	115-138	.833	567	81.0

GAME 19 | PENN STATE VS MINNESOTA | JANUARY 18, 2023 | BRYCE JORDAN CENTER

Totals

Player	Overall Statistics									Conference Statistics								
	O-REB	D-REB	TOTAL	PF	FO	A	TO	A/TO	HI PTS	O-REB	D-REB	TOTAL	PF	FO	A	TO	A/TO	HI PTS
MARISA, Makenna	19	63	82	32	0	73	54	1.4	34	6	29	35	12	0	26	19	1.4	34
KAPINUS, Leilani	29	78	107	49	3	47	60	0.8	21	14	26	40	20	1	19	19	1.0	18
CIEZKI, Shay	10	30	40	42	0	48	39	1.2	21	4	15	19	19	0	15	19	0.8	21
THOMPSON, Taniyah	11	24	35	27	0	9	19	0.5	15	7	7	14	11	0	2	4	0.5	13
WILLIAMSON, Alexa	24	28	52	37	0	12	23	0.5	20	9	10	19	13	0	5	11	0.5	10
PINTO, Chanaya	32	43	75	35	1	28	30	0.9	13	9	16	25	19	0	12	14	0.9	11
CAMPBELL, Alli	4	13	17	11	0	15	11	1.4	13	1	2	3	2	0	3	0	3.0	8
CASH, Johnasia	28	57	85	38	0	14	27	0.5	9	5	12	17	15	0	4	9	0.4	4
BRIGHAM, Ali	20	26	46	25	0	19	17	1.1	11	6	6	12	11	0	7	5	1.4	6
CAMDEN, Anna	4	17	21	18	0	16	16	1.0	8	1	5	6	8	0	5	4	1.3	8
DIA, Aicha	3	5	8	5	0	2	4	0.5	6	2	2	4	4	0	1	0	1.0	3
THOMAS, Kayla	4	4	8	7	0	1	4	0.3	3	2	3	5	2	0	0	1	0.0	2
TENSAIE, Ivane	0	2	2	0	0	0	0	0.0	3	0	2	2	0	0	0	0	0.0	2
Totals	224	434	658	326	4	284	315	0.9	96	82	149	231	136	1	99	111	0.9	96
Opponent	187	454	641	313	10	291	383	0.8	108	80	211	291	110	3	135	142	1.0	108



GAME 19 | PENN STATE VS MINNESOTA | JANUARY 18, 2023 | BRYCE JORDAN CENTER

NCAA Statistics

Penn St. - 2022-23 Women's Basketball Ranking Summary thru games 01/16/2023

Statistic	National Conference		Value	National Leader	Value	Conference Leader		Value
	Rank	Rank				Value	Value	
Assist/Turnover Ratio (350 ranked)	117	12	0.90	Colorado St.	1.80	Iowa		1.51
Assists Per Game (350 ranked)	55	9	15.8	Drake	21.5	Iowa		20.1
Blocks Per Game (350 ranked)	212	13	2.7	South Carolina	9.7	Northwestern		4.9
Field Goal Percentage (350 ranked)	67	7	43.7	UConn	51.8	Iowa		50.0
Field Goal Percentage Defense (350 ranked)	273	13	42.1	South Carolina	28.7	Indiana		36.6
Fouls Per Game (350 ranked)	245	12	18.1	Delaware St.	11.9	Indiana		15.2
Free Throw Attempts Per Game (350 ranked)	145	10	17.33	LSU	26.00	Michigan St.		22.28
Free Throw Percentage (350 ranked)	172	10	70.2	Gonzaga	80.1	Maryland		78.4
Free Throws Made Per Game (350 ranked)	155	12	12.17	Western Ill.	18.95	Iowa		16.39
Rebound Margin (350 ranked)	176	10	0.8	LSU	22.5	Illinois		10.1
Rebounds (Defensive) Per Game (350 ranked)	246	13	24.1	Drake	34.4	Iowa		30.4
Rebounds (Offensive) Per Game (350 ranked)	123	5	12.4	Troy	22.2	Michigan St.		15.1
Rebounds Per Game (349 ranked)	204	12	36.50	Troy	51.29	Minnesota		43.22
Scoring Defense (350 ranked)	270	8	68.3	South Carolina	45.6	Indiana		57.8
Scoring Margin (349 ranked)	128	10	5.5	LSU	38.1	Indiana		23.4
Scoring Offense (350 ranked)	58	10	73.8	LSU	88.7	Iowa		88.1
Steals Per Game (350 ranked)	8	2	12.3	Niagara	15.5	Ohio St.		13.3
Three Point Attempts Per Game (350 ranked)	178	11	18.8	FGCU	30.5	Nebraska		25.4
Three Point Percentage (350 ranked)	49	6	34.8	Boston U.	41.5	Illinois		41.0
Three Point Percentage Defense (350 ranked)	276	11	32.7	Fairleigh Dickinson	22.2	Ohio St.		26.5
Three Pointers Per Game (350 ranked)	125	10	6.6	FGCU	11.1	Iowa		8.8
Turnover Margin (350 ranked)	56	5	3.78	Bowling Green	9.94	Ohio St.		9.44
Turnovers Forced Per Game (350 ranked)	16	3	21.28	Niagara	30.06	Ohio St.		23.28
Turnovers Per Game (350 ranked)	256	12	17.5	Colorado St.	8.5	Maryland		12.8
Winning Percentage (348 ranked)	127	8	61.1	LSU	100.0	Ohio St.		100.0
				Ohio St.	100.0			
				South Carolina	100.0			

GAME 19 | PENN STATE VS MINNESOTA | JANUARY 18, 2023 | BRYCE JORDAN CENTER

Statistic	Player	National Rank	Conference Rank	Value	National Leader	Value	Conference Leader	Value
Assist/Turnover Ratio (250 ranked)	Makenna Marisa	196	15	1.35	McKenna Hofschild, Colorado St.	4.54	Chloe Moore-McNeil, Indiana	3.65
Assists (148 ranked)	Makenna Marisa	79	8	73	Nika Muhl, UConn	141	Caitlin Clark, Iowa	131
Assists Per Game (250 ranked)	Makenna Marisa	111	9	4.1	Nika Muhl, UConn	8.8	Caitlin Clark, Iowa	7.3
Blocks (137 ranked)					Brooke Flowers, Saint Louis	79	Kendall Bostic, Illinois	31
Blocks Per Game (250 ranked)					Brooke Flowers, Saint Louis	3.95	Kendall Bostic, Illinois	1.72
Double Doubles (49 ranked)					Angel Reese, LSU	18	Caitlin Clark, Iowa Alexis Markowski, Nebraska Mackenzie Holmes, Indiana	7 7 7
Field Goal Attempts (149 ranked)	Makenna Marisa	15	2	282	Aneesah Morrow, DePaul	440	Caitlin Clark, Iowa	334
Field Goal Percentage (250 ranked)	Makenna Marisa	184	17	41.5	Mya Berkman, Liberty	70.3	Mackenzie Holmes, Indiana	68.8
Field Goals (139 ranked)	Makenna Marisa	39	5	117	Maddy Siegrist, Villanova	204	Caitlin Clark, Iowa	156
Free Throw Attempts (149 ranked)					Angel Reese, LSU	165	Caitlin Clark, Iowa	138
Free Throw Percentage (250 ranked)	Makenna Marisa	236	15	75.4	Brynna Maxwell, Gonzaga	98.1	Genesis Bryant, Illinois	93.2
Free Throws (144 ranked)					Ta'Niya Latson, Florida St.	132	Caitlin Clark, Iowa	114
Minutes Per Game (150 ranked)	Makenna Marisa	73	3	34.69	Gabi Vidmar, Cal St. Fullerton	38.74	Awa Sidibe, Rutgers	35.57
Points (198 ranked)	Makenna Marisa	41	6	318	Maddy Siegrist, Villanova	549	Caitlin Clark, Iowa	482
Points Per Game (250 ranked)	Makenna Marisa	54	7	17.7	Maddy Siegrist, Villanova	28.9	Caitlin Clark, Iowa	26.8
Rebounds (150 ranked)					Lauren Gustin, BYU	291	Kendall Bostic, Illinois	184
Rebounds (Defensive) Per Game (28 ranked)					Lauren Gustin, BYU	11.7	Caitlin Clark, Iowa	7.2
Rebounds (Offensive) Per Game (30 ranked)					Angel Reese, LSU	6.1		
Rebounds Per Game (250 ranked)					Lauren Gustin, BYU	16.2	Kendall Bostic, Illinois	10.2
Steals (145 ranked)	Leilani Kapinus Makenna Marisa	8 104	1 9	57 35	Ny'Ceara Pryor, Sacred Heart Alasia Smith, Gardner-Webb	69 69	Leilani Kapinus, Penn St.	57
Steals Per Game (245 ranked)	Leilani Kapinus Makenna Marisa	12 154	1 8	3.17 1.94	Ny'Ceara Pryor, Sacred Heart	4.31	Leilani Kapinus, Penn St.	3.17
Three Point Attempts (148 ranked)					Sammie Puiasis, South Fla.	165	Caitlin Clark, Iowa	149
Three Point Percentage (178 ranked)	Makenna Marisa Shay Ciezki	60 66	7 9	40.4 40.0	Brynna Maxwell, Gonzaga	54.4	Yarden Garzon, Indiana	49.4
Three Pointers (150 ranked)	Makenna Marisa Shay Ciezki	99 124	9 11	38 36	Sammie Puiasis, South Fla.	63	Taylor Mikesell, Ohio St.	57
Three Pointers Per Game (249 ranked)	Makenna Marisa Shay Ciezki	140 154	9 11	2.11 2.00	Abbey Hsu, Columbia	3.39	Taylor Mikesell, Ohio St.	3.17
Triple Doubles (2 ranked)					Megan McConnell, Duquesne	2	Genesis Bryant, Illinois Caitlin Clark, Iowa	1 1



**2022-23 Penn St. Women's Basketball
Team High/Low Analysis
All games**

Penn St. - Game Highs

POINTS	96	at Minnesota (12/03/2022)
	96	Bryant (11/18/2022)
	90	Rutgers (12/30/2022)
	82	at Drexel (12/18/2022)
	82	Syracuse (11/21/2022)
FIELD GOALS MADE	39	at Minnesota (12/03/2022)
	38	Bryant (11/18/2022)
FIELD GOAL ATTEMPTS	77	Bryant (11/18/2022)
	75	at Minnesota (12/03/2022)
FIELD GOAL PERCENTAGE	.525 (31-59)	Fairfield (11/11/2022)
	.520 (39-75)	at Minnesota (12/03/2022)
3 PT FG MADE	12	at Drexel (12/18/2022)
	11	at Minnesota (12/03/2022)
3 PT FG ATTEMPTS	25	Norfolk St. (11/09/2022)
	24	at Minnesota (12/03/2022)
3 PT FG PERCENTAGE	.522 (12-23)	at Drexel (12/18/2022)
	.500 (9-18)	Purdue (01/07/2023)
	.500 (5-10)	Youngstown St. (11/15/2022)
FREE THROWS MADE	22	Rutgers (12/30/2022)
	20	at Iowa (01/14/2023)
	20	Norfolk St. (11/09/2022)
FREE THROW ATTEMPTS	29	at Drexel (12/18/2022)
	29	Norfolk St. (11/09/2022)
FREE THROW PERCENTAGE	.833 (15-18)	Bryant (11/18/2022)
	.813 (13-16)	Cornell (12/21/2022)
REBOUNDS	55	Bryant (11/18/2022)
	49	Syracuse (11/21/2022)
ASSISTS	21	Cornell (12/21/2022)
	21	vs Fresno St. (N) (11/26/2022)
STEALS	22	vs Fresno St. (N) (11/26/2022)
	21	Bryant (11/18/2022)
BLOCKED SHOTS	7	West Virginia (12/11/2022)
	5	Rutgers (12/30/2022)
	5	at Minnesota (12/03/2022)
TURNOVERS	25	Cornell (12/21/2022)
	23	at Drexel (12/18/2022)
	23	Norfolk St. (11/09/2022)
FOULS	30	at Iowa (01/14/2023)
	25	at Minnesota (12/03/2022)



**2022-23 Penn St. Women's Basketball
Player Highs Analysis
All games**

Penn St. - Individual Game Highs

POINTS	34		Makenna Marisa at Minnesota (12/03/2022)
	32		Makenna Marisa vs Rutgers (12/30/2022)
	28		Makenna Marisa at Drexel (12/18/2022)
	24		Makenna Marisa vs Purdue (01/07/2023)
	24		Makenna Marisa vs Norfolk St. (11/09/2022)
FIELD GOALS MADE	13		Makenna Marisa at Minnesota (12/03/2022)
	11		Makenna Marisa vs Rutgers (12/30/2022)
FIELD GOAL ATTEMPTS	23		Makenna Marisa vs Purdue (01/07/2023)
	22		Makenna Marisa vs Rutgers (12/30/2022)
	22		Makenna Marisa vs Youngstown St. (11/15/2022)
FIELD GOAL PERCENTAGE (min 5 made)	.800	(8-10)	Leilani Kapinus at Minnesota (12/03/2022)
	.750	(6-8)	Makenna Marisa vs Bryant (11/18/2022)
3 PT FG MADE	7		Makenna Marisa at Drexel (12/18/2022)
	7		Makenna Marisa at Minnesota (12/03/2022)
3 PT FG ATTEMPTS	10		Makenna Marisa at Drexel (12/18/2022)
	10		Makenna Marisa at Minnesota (12/03/2022)
3 PT FG PERCENTAGE (min 2 made)	.700	(7-10)	Makenna Marisa at Drexel (12/18/2022)
	.700	(7-10)	Makenna Marisa at Minnesota (12/03/2022)
FREE THROWS MADE	8		Leilani Kapinus at Iowa (01/14/2023)
	6		Makenna Marisa vs Rutgers (12/30/2022)
	6		Makenna Marisa vs Norfolk St. (11/09/2022)
	6		Leilani Kapinus vs Norfolk St. (11/09/2022)
FREE THROW ATTEMPTS	12		Leilani Kapinus at Iowa (01/14/2023)
	9		Alexa Williamson at Drexel (12/18/2022)
FREE THROW PERCENTAGE (min 3 made)	1.000	(6-6)	Leilani Kapinus vs Norfolk St. (11/09/2022)
	1.000	(5-5)	Leilani Kapinus vs West Virginia (12/11/2022)
	1.000	(5-5)	Makenna Marisa vs Syracuse (11/21/2022)
	1.000	(4-4)	Shay Ciezki at Iowa (01/14/2023)
	1.000	(4-4)	Leilani Kapinus vs Indiana (12/08/2022)
	1.000	(4-4)	Shay Ciezki vs Youngstown St. (11/15/2022)
	1.000	(3-3)	Taniyah Thompson at Iowa (01/14/2023)
	1.000	(3-3)	Shay Ciezki at Drexel (12/18/2022)
REBOUNDS	12		Leilani Kapinus vs Purdue (01/07/2023)
	12		Johnasia Cash vs Syracuse (11/21/2022)
ASSISTS	10		Makenna Marisa vs Fairfield (11/11/2022)
	7		Chanaya Pinto vs Cornell (12/21/2022)
	7		Makenna Marisa vs Syracuse (11/21/2022)
STEALS	9		Leilani Kapinus vs Fairfield (11/11/2022)
	7		Leilani Kapinus vs Purdue (01/07/2023)
BLOCKED SHOTS	4		Leilani Kapinus vs West Virginia (12/11/2022)
	2		Anna Camden at Iowa (01/14/2023)
	2		Leilani Kapinus at Iowa (01/14/2023)
	2		Johnasia Cash vs West Virginia (12/11/2022)
	2		Makenna Marisa at Minnesota (12/03/2022)
	2		Leilani Kapinus at Minnesota (12/03/2022)
TURNOVERS	6		Leilani Kapinus at Iowa (01/14/2023)
	6		Leilani Kapinus vs Cornell (12/21/2022)
	6		Makenna Marisa at Drexel (12/18/2022)
	6		Makenna Marisa vs Youngstown St. (11/15/2022)
	6		Leilani Kapinus vs Norfolk St. (11/09/2022)
FOULS	5		Leilani Kapinus at Michigan (01/02/2023)



**2022-23 Penn St. Women's Basketball
Category Leaders
All games**

Points

##	Player	G	Pts	Pts/G
20	Marisa, Makenna	18	318	17.7
5	Kapinus, Leilani	18	208	11.6
4	Ciezki, Shay	18	202	11.2
23	Thompson, Taniyah	18	138	7.7
24	Williamson, Alexa	18	115	6.4
10	Pinto, Chanaya	17	96	5.6
33	Cash, Johnasia	18	67	3.7
1	Brigham, Ali	18	64	3.6
11	Camden, Anna	18	52	2.9
22	Campbell, Alli	10	39	3.9
2	Dia, Aicha	10	14	1.4
12	Thomas, Kayla	8	9	1.1
0	Tensaie, Ivane	8	7	0.9

Scoring Average

##	Player	G	Pts	Pts/G
20	Marisa, Makenna	18	318	17.7
5	Kapinus, Leilani	18	208	11.6
4	Ciezki, Shay	18	202	11.2
23	Thompson, Taniyah	18	138	7.7
24	Williamson, Alexa	18	115	6.4
10	Pinto, Chanaya	17	96	5.6
22	Campbell, Alli	10	39	3.9
33	Cash, Johnasia	18	67	3.7
1	Brigham, Ali	18	64	3.6
11	Camden, Anna	18	52	2.9
2	Dia, Aicha	10	14	1.4
12	Thomas, Kayla	8	9	1.1
0	Tensaie, Ivane	8	7	0.9

Field Goal Percentage

##	Player	FG	Att	Pct
1	Brigham, Ali	26	43	.605
2	Dia, Aicha	6	10	.600
24	Williamson, Alexa	49	98	.500
5	Kapinus, Leilani	75	159	.472
10	Pinto, Chanaya	34	73	.466
23	Thompson, Taniyah	54	121	.446
4	Ciezki, Shay	73	173	.422
20	Marisa, Makenna	117	282	.415
22	Campbell, Alli	16	40	.400
12	Thomas, Kayla	2	5	.400
33	Cash, Johnasia	25	63	.397
11	Camden, Anna	17	59	.288
0	Tensaie, Ivane	2	8	.250

Field Goal Attempts

##	Player	G	Att	Att/G
20	Marisa, Makenna	18	282	15.7
4	Ciezki, Shay	18	173	9.6
5	Kapinus, Leilani	18	159	8.8
23	Thompson, Taniyah	18	121	6.7
24	Williamson, Alexa	18	98	5.4

Field Goals Made

##	Player	G	Made	Made/G
20	Marisa, Makenna	18	117	6.5
5	Kapinus, Leilani	18	75	4.2
4	Ciezki, Shay	18	73	4.1
23	Thompson, Taniyah	18	54	3.0
24	Williamson, Alexa	18	49	2.7

3-Point FG Percentage

##	Player	3FG	Att	Pct
2	Dia, Aicha	1	2	.500
20	Marisa, Makenna	38	94	.404
4	Ciezki, Shay	36	90	.400
22	Campbell, Alli	7	20	.350
23	Thompson, Taniyah	10	29	.345
11	Camden, Anna	14	46	.304
0	Tensaie, Ivane	1	4	.250
5	Kapinus, Leilani	7	33	.212
10	Pinto, Chanaya	4	20	.200

3-Point FG Attempts

##	Player	G	Att	Att/G
20	Marisa, Makenna	18	94	5.2
4	Ciezki, Shay	18	90	5.0
11	Camden, Anna	18	46	2.6
5	Kapinus, Leilani	18	33	1.8
23	Thompson, Taniyah	18	29	1.6

3-Point FG Made

##	Player	G	Made	Made/G
20	Marisa, Makenna	18	38	2.1
4	Ciezki, Shay	18	36	2.0
11	Camden, Anna	18	14	0.8
23	Thompson, Taniyah	18	10	0.6
5	Kapinus, Leilani	18	7	0.4

Free Throw Percentage

##	Player	Made	Att	Pct
0	Tensaie, Ivane	2	2	1.000
12	Thomas, Kayla	5	6	.833
4	Ciezki, Shay	20	26	.769
20	Marisa, Makenna	46	61	.754
1	Brigham, Ali	12	16	.750
23	Thompson, Taniyah	20	27	.741
5	Kapinus, Leilani	51	72	.708
10	Pinto, Chanaya	24	36	.667
11	Camden, Anna	4	6	.667
24	Williamson, Alexa	17	29	.586
33	Cash, Johnasia	17	29	.586
2	Dia, Aicha	1	2	.500

Free Throw Attempts

##	Player	G	Att	Att/G
5	Kapinus, Leilani	18	72	4.0
20	Marisa, Makenna	18	61	3.4
10	Pinto, Chanaya	17	36	2.1
24	Williamson, Alexa	18	29	1.6
33	Cash, Johnasia	18	29	1.6

Free Throws Made

##	Player	G	Made	Made/G
5	Kapinus, Leilani	18	51	2.8
20	Marisa, Makenna	18	46	2.6
10	Pinto, Chanaya	17	24	1.4
4	Ciezki, Shay	18	20	1.1
23	Thompson, Taniyah	18	20	1.1

Rebounds

##	Player	G	Reb	Reb/G
5	Kapinus, Leilani	18	107	5.9
33	Cash, Johnasia	18	85	4.7
20	Marisa, Makenna	18	82	4.6
10	Pinto, Chanaya	17	75	4.4
24	Williamson, Alexa	18	52	2.9

Assists

##	Player	G	Ast	Ast/G
20	Marisa, Makenna	18	73	4.1
4	Ciezki, Shay	18	48	2.7
5	Kapinus, Leilani	18	47	2.6
10	Pinto, Chanaya	17	28	1.6
1	Brigham, Ali	18	19	1.1

Rebounds Average

##	Player	G	Reb	Reb/G
5	Kapinus, Leilani	18	107	5.9
33	Cash, Johnasia	18	85	4.7
20	Marisa, Makenna	18	82	4.6
10	Pinto, Chanaya	17	75	4.4
24	Williamson, Alexa	18	52	2.9

Steals

##	Player	G	Stl	Stl/G
5	Kapinus, Leilani	18	57	3.2
20	Marisa, Makenna	18	35	1.9
10	Pinto, Chanaya	17	25	1.5
4	Ciezki, Shay	18	24	1.3
23	Thompson, Taniyah	18	17	0.9