



2024 PENN STATE BASEBALL

PENN STATE VS. MICHIGAN STATE | APRIL 19-21, 2024 | EAST LANSING, MICH.

2024 SCHEDULE

Date	Opponent	Time/Result
FEBRUARY		
16	vs. Monmouth ¹	W, 6-5 (10)
17	vs. Army ¹	W, 4-3
17	vs. Monmouth ¹	L, 3-10
18	vs. Army ¹	W, 12-4
23	at Stanford	W, 15-4
24	at Stanford	W, 13-2 (7)
25	at Stanford	L, 5-9

Date	Opponent	Time/Result
MARCH		
1	at Davidson	Canceled
2	at Davidson	L, 2-14 (7)
3	at Davidson (DH)	W, 14-7/W, 6-4
5	at #10 Virginia	L, 3-6
8	vs. Harvard ¹	W, 5-3/W, 8-7 (10)
10	vs. Harvard ¹	L, 5-6
14	UMASS LOWELL	W, 3-2
15	UMASS LOWELL	L, 9-11
16	UMASS LOWELL	W, 21-14
19	ST. BONAVENTURE	L, 7-9
20	BUCKNELL	PPD
22	MICHIGAN*	W, 4-3
23	MICHIGAN*	L, 6-9
24	MICHIGAN*	L, 6-11
26	PITT	W, 10-1
29	at Illinois*	L, 10-14
30	at Illinois* (DH)	L, 6-17 (8)/L, 8-12

Date	Opponent	Time/Result
APRIL		
2	BUCKNELL	Canceled
5	NORTHWESTERN*	W, 8-4
6	NORTHWESTERN*	W, 12-7
7	NORTHWESTERN*	W, 15-1 (7)
9	FDU	W, 12-2 (8)
12	at Indiana*	W, 15-4
13	at Indiana*	L, 9-10
14	at Indiana*	L, 3-12
16	KENT STATE	L, 3-10
19	at Michigan State* (BTN)	8 p.m.
20	at Michigan State*	3:35 p.m.
21	at Michigan State*	1:05 p.m.
24	WEST VIRGINIA	5:30 p.m.
26	MINNESOTA*	5:30 p.m.
27	MINNESOTA*	12:30 p.m.
28	MINNESOTA*	1 p.m.

Date	Opponent	Time/Result
MAY		
3	at Navy	TBD
4	at Navy	6 p.m.
5	at Navy	1 p.m.
8	at West Virginia (ESPN2)	7 p.m.
10	RUTGERS*	5:30 p.m.
11	RUTGERS*	2 p.m.
12	RUTGERS*	1 p.m.
14	at Pitt	3 p.m.
16	at Maryland*	6:30 p.m.
17	at Maryland*	6:30 p.m.
18	at Maryland*	2 p.m.
21-26	Big Ten Tournament ²	TBD

¹USA Baseball Complex (Cary, N.C.)
²Charles Schwab Field (Omaha, Neb.)

All Times Eastern

Rankings are D1Baseball

All Times Eastern

STRATEGIC COMMUNICATIONS

Primary Contact.....Paul Marboe
Cell Phone814-777-7604
Emailprn5118@psu.edu

PENN STATE NITTANY LIONS
(18-15, 5-7 BIG TEN)



vs.

MICHIGAN STATE SPARTANS
(15-19, 3-6 BIG TEN)



GOPSUSPORTS.COM | @PENNSTATEBASE | MCLANE STADIUM AT KOB'S FIELD
BIG TEN NETWORK/BIG+ | RADIO: 1450 AM/103.7 FM

ONLINE | Links to live video, live audio and live stats available at GoPSUSports.com

LEADING OFF

- Penn State travels to East Lansing for a three-game series at Michigan State.
- The Blue and White is 44-50 all-time against Michigan State.
- The Nittany Lions have won seven-straight games in the series, including a sweep in 2022.
- Penn State looks to bounce back after dropping Tuesday's contest against Kent State.
- Penn State took one of three games in its series at Indiana last weekend.
- The Nittany Lions combined for 27 runs, 30 hits and 11 homers.
- On Friday, six Nittany Lions combined to launch seven homers.
- The seven homers in a game and six different players homering in a game are both PSU's most since at least 2004.
- Cecere leads the Big Ten in both total homers (12) and homers in conference games (6), while pacing the league in OPS (1.215) and slugging (.728).
- J.T. Marr had a pair of multi-hit games at IU, raising his season total to 18, and sits third in the Big Ten in average (.416) and second in hits per game (1.73).

PROJECTED STARTERS



Travis Luensmann
RHP | Sr. | 6-6 | 234
Altoona, Pa.
9 Appearances/9 Starts
4-1, 4.78 ERA, 36K/35BB



Jaden Henline
RHP | Sr. | 6-2 | 170
New Cumberland, Pa.
8 Appearances/8 Starts
3-0, 8.63 ERA, 12K/7BB



Frankie Sanchez
RHP | Jr. | 6-0 | 195
Kendall Park, N.J.
7 Appearances/5 Starts
2-1, 5.40 ERA, 21K/10BB

LAST GAME LINEUP

No.	Name	Pos.	B/T	Ht./Wt.	Yr.	AVG	HR	RBI
18	Matt Maloney	C	L/R	5-11/170	Jr.	.295	1	28
1	Joe Jaconski	1B	L/R	6-0/190	Jr.	.320	5	24
2	Kyle Hannon	2B	L/R	5-10/186	Sr.	.200	1	15
0	Grant Norris	SS	R/R	6-1/192	Gr.	.272	9	30
23	Bryce Molinaro	3B	R/R	6-0/190	So.	.317	6	28
28	Bobby Marsh	LF	L/L	6-3/194	So.	.376	3	31
13	Tayven Kelley	CF	R/R	6-3/198	Sr.+	.244	2	13
12	Adam Cecere	RF	L/R	6-4/230	Gr.	.342	12	35
40	J.T. Marr	DH	L/R	6-0/190	Gr.	.416	6	36

Other Possible Starters:

3	Billy Gerlott	OF	R/R	6-1/181	R-Jr.	.286	1	3
19	Derek Cease	IF	R/R	5-8/150	Jr.	.400	0	1
32	Kevin Michaels	IF	R/R	5-11/175	Gr.	.216	1	5

No.	Name	Pos.	B/T	Yr.	Ht.	Wt.	Hometown/High School/Last School
0	Grant Norris	IF	R/R	Gr.	6-1	192	Somerset, Pa./Somerset Area/Duke
1	Joe Jaconski	IF/OF	L/R	Jr.	6-0	190	Plymouth Meeting, Pa./Plymouth Whitemarsh/North Carolina
2	Kyle Hannon	IF/OF	L/R	Sr.	5-10	186	Harrisburg, Pa./Red Land
3	Billy Gerlott	OF	R/R	R-Jr.	6-1	181	Auburn, Pa./Blue Mountain
4	Martin Howell	C	R/R	Fr.	6-2	205	Gillette, N.J./Watchung Hills Regional
6	Ty Torti	IF	S/R	So.	5-11	192	Raleigh, N.C./Pro5 Baseball Academy
7	C.J. Pittaro	IF	L/R	Sr.	6-1	204	Hamilton, N.J./Steinert/Vanderbilt
8	Mike Lucarelli	IF	L/R	Fr.	6-0	195	Marlton, N.J./Paul VI
9	Connor Throneberry	P	R/R	R-So.	6-6	235	St. Louis, Mo./Marquette Senior
10	Ben DeMell	P	L/R	R-So.	6-5	205	Concord, Ohio/Gilmour Academy
11	Mason Butash	P	R/R	Fr.	6-2	195	Chantilly, Va./Freedom
12	Adam Cecere	OF/IF	L/R	Gr.	6-4	230	Adams Township, Pa./Forest Hills/Wake Forest
13	Tayven Kelley	OF	R/R	R-Sr.	6-3	198	Boiling Springs, Pa./Cedar Cliff
14.	Michael DiMartini	IF	R/R	Fr.	6-1	205	South Fayette, Pa./South Fayette
15	David Lee	OF/P	R/R	Sr.	6-2	210	Pittsburgh, Pa./Thomas Jefferson/California (Pa.)
16	James Lordi	P	L/L	R-Fr.	6-0	192	Jim Thorpe, Pa./Jim Thorpe Area
18	Matt Maloney	C	L/R	Jr.	5-11	170	Windham, N.H./Central Catholic
19	Derek Cease	IF/P	R/R	Jr.	5-8	150	Plymouth, Pa./Greater Nanticoke Area
20	Frankie Sanchez	P	L/R	Jr.	6-0	195	Kendall Park, N.J./South Brunswick/Southern New Hampshire
21	Will Perkowski	1B/P	R/R	Fr.	6-4	230	New Boston, N.H./Goffstown
22	Brandon Wingenroth	P	R/R	R-Fr.	6-1	170	Manheim, Pa./Lancaster Catholic
23	Bryce Molinaro	IF	R/R	So.	6-0	190	Drums, Pa./Hazleton Area/St. John's
24	Jaden Henline	P	L/R	Sr.	6-2	170	New Cumberland, Pa./Red Land
25	Chase Renner	P	R/R	Jr.	6-4	200	Alburtis, Pa./Brandywine Heights
26	Matt Morash	P	L/L	Fr.	6-0	200	Westford, Mass./Westford Academy
27	Mason Horwat	P	R/R	Fr.	6-1	185	Pittsburgh, Pa./Avonworth
28	Bobby Marsh	OF/1B	L/L	So.	6-3	194	Bellefonte, Pa./Bellefonte Area/Florida Atlantic
29	Carson Kohls	P	R/R	Sr.	6-0	209	Sacramento, Calif./El Camino
30	Anthony Steele	1B/OF/P	L/L	Jr.	6-4	230	Shelton, Conn./Shelton
31	Chic DeGaetano	P	R/R	Gr.	6-2	214	Sugarloaf, Pa./Hazleton Area/Villanova
32	Kevin Michaels	IF	R/R	Gr.	5-11	175	Encinitas, Calif./Canyon Crest Academy/St. John's
33	Travis Luensmann	P	R/R	Sr.	6-6	234	Altoona, Pa./Bellewood-Antis/South Carolina
34	CJ Carmichael	IF	R/R	R-Fr.	6-1	170	Lancaster, Ohio/Bloom Carroll
35	Adin Zorn	OF	R/R	Fr.	6-2	180	Aliquippa, Pa./Sewickley Acadmy
36	Aiden Coleman	P	L/L	R-Fr.	5-10	163	Tyrone, Pa./Tyrone Area
38	Alex Pak	P	L/L	Fr.	6-1	195	Wallingford, Pa./Strath Haven
40	J.T. Marr	C	L/R	Gr.	6-0	190	Fort Mill, S.C./Fort Mill/College of Charleston
41	Zach Mizrahi	P	L/L	Jr.	6-1	195	Jacksonville, Fla./Mandarin
43	Jacob Coffin	P	S/L	So.	6-0	161	Apex, N.C./Pro5 Baseball Academy
46	Jack Messina	1B/P	L/L	Fr.	6-0	205	State College, Pa./State College Area

ALPHABETICAL ROSTER

11	Mason Butash
34	CJ Carmichael
19	Derek Cease
12	Adam Cecere
43	Jacob Coffin
36	Aiden Coleman
31	Chic DeGaetano
10	Ben DeMell
14	Michael DiMartini
3	Billy Gerlott
2	Kyle Hannon
24	Jaden Henline
27	Mason Horwat
4	Martin Howell
1	Joe Jaconski
13	Tayven Kelley
29	Carson Kohls
15	David Lee
16	James Lordi
8	Mike Lucarelli
33	Travis Luensmann
18	Matt Maloney
40	J.T. Marr
28	Bobby Marsh
46	Jack Messina
32	Kevin Michaels
41	Zach Mizrahi
23	Bryce Molinaro
26	Matt Morash
0	Grant Norris
38	Alex Pak
21	Will Perkowski
7	C.J. Pittaro
25	Chase Renner
20	Frankie Sanchez
30	Anthony Steele
9	Connor Throneberry
6	Ty Torti
22	Brandon Wingenroth
35	Adin Zorn

PRONUNCIATION GUIDE

19	Derek Cease	See-ce
12	Adam Cecere	Suh-SEAR-ee
10	Ben DeMell	Duh-Mel
31	Chic DeGaetano	Day-guh-tahn-oh
1	Joe Jaconski	Juh-CON-ski
3	Billy Gerlott	GRR-Lot
16	James Lordi	Lord-eye
33	Travis Luensmann	Linns-min
8	Mike Lucarelli	Lou-cuh-relli
46	Jack Messina	Muh-SEE-na
41	Zach Mizrahi	Miz-RA-he
21	Will Perkowski	Pur-Cow-Ski
7	C.J. Pittaro	Pi-TAR-o

ROSTER BREAKDOWN BY STATE

California - 2	New Hampshire - 2
Connecticut - 1	North Carolina - 2
Florida - 1	Ohio - 2
Massachusetts - 1	Pennsylvania - 22
Missouri - 1	South Carolina - 1
New Jersey - 4	Virginia - 1

ROSTER BREAKDOWN BY ELIGIBILITY

Freshmen - 13
Sophomores - 6
Juniors - 8
Seniors/Graduates - 12

ROSTER BREAKDOWN BY POSITION

Catchers - 3	Left-Handed Pitchers - 8
Infielders - 16	Right-Handed Pitchers - 14
Outfielders - 9	

ADAM CECERE



CECERE STATS

SEASON HOME RUNS

12

Cecere leads the Big Ten with 12 homers this season, including 6 in conference games.

CAREER HOME RUNS

44

Cecere's 44 career homers are tied 14th among active D1 players.

OPS

1.215

Cecere paces the Big Ten and ranks 47th in the nation with a 1.215 OPS.

SLUGGING %

.728

Cecere leads the Big Ten and sits 57th in the country with a .728 slugging percentage.

MULTI-HIT GAMES

12

Cecere has multiple hits in 12 games this season.

J.T. MARR



MARR STATS

BATTING AVERAGE

.416

Marr ranks third in the Big Ten with a .416 average, ranking 17th in the nation.

CONF. BATTING AVERAGE

.340

Marr is hitting .340 in Big Ten play, going 17-of-50 at the plate.

HITS PER GAME

1.73

Marr sits eighth in the country and second in the Big Ten averaging 1.73 hits per contest.

MULTI-HIT GAMES

18

Marr owns 18 multi-hit games this season, ranking 22nd in the nation.

OPS

1.070

Marr ranks 10th in the Big Ten with a 1.070 OPS.

BOBBY MARSH



MARSH STATS

BATTING AVERAGE

.376

Marsh ranks fifth in the Big Ten with a .376 average.

CONF. BATTING AVERAGE

.479

Marsh is batting .479 in Big Ten play, going 23-of-48 at the plate, leading the conference by 27 points.

CONF. HITS

23

Marsh's 23 hits in conference play pace the Big Ten.

MULTI-HIT GAMES

12

Marsh has 12 multi-hit games this season, including seven in Big Ten play.

MULTI-RBI GAMES

10

Marsh owns 10 multi-RBI games this season.

PENN STATE QUICK FACTS

GENERAL INFORMATION

Location..... University Park, Pa.
 Founded..... 1855
 Enrollment 48,535
 Colors Blue and White
 Conference..... Big Ten
 Nickname Nittany Lions
 President Dr. Neeli Bendapudi
 VP for Intercollegiate Athletics..... Dr. Patrick Kraft

TEAM INFORMATION

2024 Record 18-15
 2024 Big Ten Record 5-7
 Postseason N/A
 All-Time Record (Years) 2,147-1,591-21 (135)
 All-Time Big Ten Record (Years) 345-451 (32)
 NCAA Tournament Appearances 19
 NCAA Tournament Record 25-24
 NCAA Super Regional Appearances 1
 College World Series Appearances 5
 (1952, 1957, 1959, 1963, 1973)
 Best CWS Finish Second (1957)
 Last NCAA Tournament Appearance 2000

BASEBALL STAFF

Head Coach Mike Gambino
 PSU Record (Years) 18-15 (1st)
 Career Record (Years) 309-381 (14th)
 Associate Head Coach Scott Loiseau
 Assistant Coaches
 Nick Puccio (Hitting)
 Will Jauss (Pitching)
 Director of Pitching Technology
 Mason Mellott
 Director of Program Development/Alumni
 Relations..... Ryan Wheeler
 Dir. of Operations/Player Development...
 Jake Stone
 Athletic Performance..... Andrew Sanders
 Athletic Trainer..... Robin Martin

STADIUM INFORMATION

Home Stadium ... Medlar Field at Lubrano Park
 PSU Record..... 205-154
 First Season 2007
 Capacity 5,406
 Press Box Phone (814) 441-9145

MEDIA RELATIONS INFORMATION

Baseball Contact Paul Marboe
 Cell Phone (814) 777-7604
 Email prm5118@psu.edu
 Website GoPSUsports.com
 Twitter @PennStateBASE
 Instagram @PennStateBASE
 Facebook Page facebook.com/
 pennstatebaseball

The Marr-Chine Keeps Hitting

- Grad student J.T. Marr's season average sits at .416 with a team-best 57 hits and 36 RBI.
- Marr ranks third in the Big Ten with his .416 average, while ranking 17th in the country.
- He also ranks eighth in the nation, and second in the Big Ten, averaging 1.73 hits per game.
- Marr holds 28th in the country, and fourth in the conference, with 57 total hits.
- He owns 18 multi-hit games, including seven against Big Ten opponents, and 11 multi-RBI games. Marr has two games with four hits and five games with three hits.
- Marr tied a PSU game record with three doubles against FDU.
- Among his 57 knocks, he has 10 doubles and six homers to go with 32 runs and a 1.070 OPS, good for 10th in the Big Ten. He has five homers and 17 RBI in conference play.

Newcomers Leading Balanced Lineup

- The Nittany Lions lead the Big Ten in sac flies (25) and rank Top 5 in the conference in total home runs (47; 2nd), home runs per game (1.42; 2nd), slugging percentage (.504; 2nd), batting average (.309; 3rd), runs per game (8.1; 4th), on-base percentage (.407; 4th), total runs (268; 5th) and doubles per game (2.03; 5th).
- Penn State has five players with a .317 or better average, five with a .416+ on-base percentage and seven with a .420+ slugging percentage.
- Penn State and Indiana are the only Big Ten teams with seven players owning at least 24 RBI.
- The Nittany Lions' 47 home runs this year are its most since hitting 60 in 2000.
- Graduate student J.T. Marr paces the squad with a .416 average and 57 hits. He owns 10 doubles, six homers, 36 RBI and 32 runs.
- With a 23-of-48 start (.479) and 17 RBI at the plate in conference play, Bobby Marsh is hitting .376 with 44 hits, including nine doubles, one triple, three homers, 31 RBI and 26 runs. His .376 average sits fifth in the Big Ten, while he paces the league with his .479 average and 23 hits in Big Ten play.
- Holding a .386 average (17-of-44) in Big Ten play, Bryce Molinaro owns six homers, among 40 hits, and 28 RBI to go with a .317 average. He had two homers at Indiana (4/12).
- Graduate student Adam Cecere is hitting .342 with 39 hits, including eight doubles and 12 homers, 35 RBI and a team-best 35 runs. He has a team-high 28 walks and eight hit-by-pitches. He is hitting .367 in Big Ten play with six homers and 16 RBI.
- The Pennsylvania native homered in four-straight games last week against FDU and Indiana.
- He ranks first in Big Ten with a 1.215 OPS and slugging percentage (.728), while sitting sixth in on-base percentage (.487). He leads the conference in homers (12) and home runs in conference play (6), while sitting third in homers per game (0.36). He's also fifth in the conference in total walks (28) and third in walks per game (0.85).
- Cecere is one of 12 current Division I players with 44+ homers and 151+ RBI in their career. Among active DI players, Cecere is 14th in homers (44).
- Grant Norris has 34 hits, including six doubles and nine homers, 30 RBI and 24 runs.
- Norris collected his first career multi-homer game against Northwestern (4/6).
- Norris is tied fifth in the Big Ten with nine homers.
- Joe Jaconski is seventh in the Big Ten in walks (27) and owns 39 hits and 34 runs. He has five homers, including two to lead off games in the Indiana series.

Indiana Series Recap

- Penn State took one of three games in its series at Indiana.
- The Nittany Lions collected 27 runs and 30 hits, while blasting 11 homers, in the series.
- Bobby Marsh batted .462 with six hits, including a double and a homer, three RBI and four runs.
- Adam Cecere crushed three homers, one in each game, with six RBI and a .417 average.
- Joe Jaconski, J.T. Marr and Bryce Molinaro each launched two homers.
- In game one on Friday, six Nittany Lions combined to hit seven homers.
- The seven homers and the six different players homering are both Penn State's most in a game since at least 2004.
- In game two, Penn State jumped out to an 8-0 lead in the top of the second, including back-to-back homers by Marr and Cecere.
- Jaconski and Cecere both homered in game three.

Nittany Lions Climb Records Lists

- With 22 steals this year, senior Kyle Hannon Hannon has moved up to fourth all-time at Penn State with 45 career steals. He is currently five steals behind Doug Keener (50, 1984-87) for third place.
- Hannon ranks eighth in the Big Ten in total steals (11).
- Senior+ Tayven Kelley owns 12 career triples, tied third all-time at Penn State. He is tied with Michael Campo (1997-00) and Jordan Steranka (2009-12).
- Grad student Grant Norris' .537 career slugging percentage sits seventh all-time at Penn State, while sophomore Bobby Marsh's .534 slugging percentage is eighth all-time.
- Grad student Adam Cecere is tied ninth in a season at Penn State with 12 homers.

Dollar Dog Night Returns

- Penn State's Dollar Dog Nights became popular in 2023 and have returned with strong numbers in 2024.
- Tuesday's contest against Kent State was the Nittany Lions' fourth Dollar Dog Night of the 2024 campaign.
- Penn State set a new attendance record (5,025), topping 5,000 fans for the first time in program history. PSU fans consumed a Dollar Dog record 8,591 hot dogs, breaking the previous record of 6,151 against FDU.
- On Tuesday, PSU drew more fans that night than current Top 25 teams Alabama (3,672), Clemson (4,567), Duke (469), North Carolina (3,268), Oklahoma State (4,803), Oregon (2,070), Tennessee (4,617), Virginia Tech (1,035) and West Virginia (4,614) and MLB's Oakland A's (3,296).
- The Nittany Lions welcomed 4,902 fans against FDU on April 9 and 3,505 fans against Pitt on March 26.
- Across nine Dollar Dog Nights in 2023 and 2024, Penn State fans have consumed 35,177 hot dogs, averaging 3,908.6 per Dollar Dog Night.

THE OPPOSITION

Scouting Michigan State

- Michigan State is coached by Jake Boss Jr., in his 16th season.
- Under Boss, the Spartans are 432-373.
- Michigan State is 15-19 overall and 3-6 in Big Ten play after dropping three games at Purdue last weekend.
- The Spartans are batting .291 as a team and averaging 6.1 runs per game.
- Dillon Kark is batting .336 with a team-best 47 hits and 12 doubles to go with 23 RBI and 23 runs.
- Jack Frank has team-highs with five homers, 26 RBI and 30 runs along with a .333 average. He also has a team-best 16 steals.
- Michigan State has a 5.87 team ERA.
- Joseph Dzierwa is 3-1 with a 3.99 ERA in nine starts. He has 57 strikeouts in 49.2 innings.
- Nick Powers has a 5-3 mark in nine starts to go with 45 strikeouts in 56.1 innings.

Against The Spartans

- Penn State is 44-50 all-time against Michigan State.
- The Nittany Lions have captured the last seven games in the series by a combined score of 75-32.
- In the last matchup, Penn State won 10-9 in 11 innings with the winning run scoring on a walk-off walk. Jay Harry collected six hits and scored three runs.

BY THE NUMBERS

	Penn State	Michigan State
Batting Average	.309	.291
Slugging Percentage	.504	.419
On-Base Percentage	.407	.380
Runs Scored	268	207
Hits	345	340
Doubles	67	63
Triples	5	4
Home Runs	47	26
Stolen Bases-Attempts	36-53	40-51
ERA	6.74	5.87
Strikeouts	230	288
Opponent Batting Average	.275	.284
Fielding Percentage	.967	.966
Errors	39	42

INSIDE THE SERIES

Overall vs. Michigan State:	Michigan State Leads 50-44	
Last Meeting:	W, 10-9 (11); May 9, 2022	
Current Streak:	W, 7	
At Home:	27-27	
At Michigan State:	17-22	
Neutral Site:	0-1	
Last 5 Meetings:		
5/9/22	H	W, 10-9 (11)
5/8/22	H	W, 10-4
5/8/22	H	W, 15-3
5/2/21	H	W, 5-3
5/1/21	H	W, 21-4

STARTING LINEUPS

OPPONENT	C	1B	2B	3B	SS	LF	CF	RF	DH	SP
vs. Monmouth (2/16)	Maloney	Michaels	Hannon	Molinaro	Norris	Marsh	Kelley	Cecere	Marr	Luensmann
vs. Army (2/17)	Maloney	Michaels	Hannon	Molinaro	Norris	Marsh	Jaconski	Cecere	Marr	Sanchez
vs. Monmouth (2/17)	Marr	Michaels	Hannon	Molinaro	Norris	Jaconski	Kelley	Cecere	Marsh	Kohls
vs. Army (2/18)	Maloney	Jaconski	Hannon	Molinaro	Norris	Marsh	Kelley	Cecere	Marr	Butash
at Stanford (2/23)	Maloney	Jaconski	Hannon	Molinaro	Norris	Marsh	Kelley	Cecere	Marr	Luensmann
at Stanford (2/24)	Maloney	Michaels	Hannon	Molinaro	Norris	Jaconski	Kelley	Cecere	Marsh	Henline
at Stanford (2/25)	Maloney	Jaconski	Hannon	Molinaro	Norris	Marsh	Kelley	Cecere	Marr	Sanchez
at Davidson (3/2)	Maloney	Jaconski	Hannon	Molinaro	Norris	Marsh	Kelley	Cecere	Marr	Luensmann
at Davidson (3/3, 1)	Marr	Michaels	Hannon	Molinaro	Norris	Jaconski	Kelley	Cecere	Marsh	Henline
at Davidson (3/3, 2)	Maloney	Jaconski	Hannon	Molinaro	Norris	Marsh	Gerlott	Cecere	Marr	Horwat
at Virginia (3/5)	Maloney	Jaconski	Hannon	Molinaro	Norris	Marsh	Gerlott	Cecere	Marr	Butash
vs. Harvard (3/8, 1)	Maloney	Jaconski	Hannon	Molinaro	Norris	Marsh	Gerlott	Cecere	Marr	Luensmann
vs. Harvard (3/8, 2)	Marr	Jaconski	Hannon	Molinaro	Norris	Gerlott	Kelley	Cecere	Michaels	Butash
vs. Harvard (3/10)	Maloney	Jaconski	Hannon	Molinaro	Norris	Gerlott	Kelley	Cecere	Marsh	Henline
vs. UMass Lowell (3/14)	Maloney	Jaconski	Hannon	Molinaro	Norris	Marsh	Gerlott	Cecere	Marr	Luensmann
vs. UMass Lowell (3/15)	Marr	Jaconski	Hannon	Molinaro	Norris	Gerlott	Kelley	Cecere	Marsh	Horwat
vs. UMass Lowell (3/16)	Maloney	Jaconski	Cease	Molinaro	Norris	Marsh	Gerlott	Cecere	Marsh	Henline
vs. St. Bonaventure (3/19)	Marr	Jaconski	Hannon	Molinaro	Norris	Marsh	Kelley	Cecere	Maloney	Morash
vs. Michigan (3/22)	Maloney	Jaconski	Hannon	Molinaro	Norris	Marsh	Gerlott	Cecere	Marr	Luensmann
vs. Michigan (3/23)	Marr	Jaconski	Hannon	Molinaro	Norris	Marsh	Gerlott	Cecere	Maloney	Henline
vs. Michigan (3/24)	Maloney	Jaconski	Hannon	Molinaro	Norris	Marsh	Kelley	Cecere	Marr	Sanchez
vs. Pitt (3/26)	Marr	Hannon	Michaels	Molinaro	Norris	Kelley	Jaconski	Cecere	Marsh	Butash
at Illinois (3/29)	Maloney	Jaconski	Hannon	Molinaro	Norris	Marsh	Gerlott	Cecere	Marr	Luensmann
at Illinois (3/30, 1)	Marr	Hannon	Michaels	Molinaro	Norris	Kelley	Jaconski	Cecere	Marsh	Henline
at Illinois (3/30, 2)	Maloney	Hannon	Michaels	Molinaro	Norris	Marsh	Jaconski	Cecere	Marr	Morash
vs. Northwestern (4/5)	Maloney	Jaconski	Hannon	Molinaro	Norris	Marsh	Kelley	Cecere	Marr	Luensmann
vs. Northwestern (4/6)	Marr	Jaconski	Hannon	Molinaro	Norris	Marsh	Kelley	Cecere	Michaels	Henline
vs. Northwestern (4/7)	Maloney	Jaconski	Hannon	Molinaro	Norris	Marsh	Kelley	Cecere	Marr	Sanchez
vs. FDU (4/9)	Marr	Hannon	Michaels	Molinaro	Norris	Marsh	Jaconski	Cecere	Maloney	Butash
at Indiana (4/12)	Marr	Jaconski	Hannon	Molinaro	Norris	Marsh	Kelley	Cecere	Michaels	Luensmann
at Indiana (4/13)	Maloney	Jaconski	Hannon	Molinaro	Norris	Marsh	Kelley	Cecere	Marr	Henline
at Indiana (4/14)	Marr	Jaconski	Hannon	Molinaro	Norris	Marsh	Kelley	Cecere	Maloney	Sanchez
vs. Kent State (4/16)	Maloney	Jaconski	Hannon	Molinaro	Norris	Marsh	Kelley	Cecere	Marr	Butash

BATTING ORDER

OPPONENT	1	2	3	4	5	6	7	8	9
vs. Monmouth (2/16)	Hannon	Cecere	Molinaro	Marr	Norris	Marsh	Michaels	Maloney	Kelley
vs. Army (2/17)	Hannon	Cecere	Molinaro	Marr	Michaels	Marsh	Norris	Maloney	Kelley
vs. Monmouth (2/17)	Hannon	Cecere	Molinaro	Marr	Michaels	Marsh	Kelley	Norris	Jaconski
vs. Army (2/18)	Jaconski	Hannon	Marr	Molinaro	Cecere	Maloney	Kelley	Marsh	Norris
at Stanford (2/23)	Jaconski	Hannon	Molinaro	Marr	Cecere	Kelley	Maloney	Marsh	Norris
at Stanford (2/24)	Jaconski	Hannon	Molinaro	Marr	Cecere	Kelley	Marsh	Norris	Michaels
at Stanford (2/25)	Jaconski	Hannon	Molinaro	Marr	Cecere	Kelley	Maloney	Marsh	Norris
at Davidson (3/2)	Jaconski	Hannon	Molinaro	Marr	Cecere	Norris	Marsh	Maloney	Kelley
at Davidson (3/3, 1)	Jaconski	Hannon	Molinaro	Marr	Cecere	Norris	Marsh	Michaels	Kelley
at Davidson (3/3, 2)	Jaconski	Hannon	Molinaro	Marr	Cecere	Norris	Marsh	Maloney	Gerlott
at Virginia (3/5)	Jaconski	Hannon	Molinaro	Marr	Cecere	Norris	Marsh	Maloney	Gerlott
vs. Harvard (3/8, 1)	Jaconski	Cecere	Molinaro	Marr	Maloney	Norris	Marsh	Hannon	Gerlott
vs. Harvard (3/8, 2)	Jaconski	Cecere	Molinaro	Marr	Michaels	Norris	Hannon	Gerlott	Kelley
vs. Harvard (3/10)	Jaconski	Cecere	Molinaro	Marsh	Maloney	Norris	Hannon	Gerlott	Kelley
vs. UMass Lowell (3/14)	Jaconski	Molinaro	Marr	Cecere	Maloney	Norris	Marsh	Gerlott	Hannon
vs. UMass Lowell (3/15)	Jaconski	Molinaro	Marr	Cecere	Marsh	Norris	Kelley	Gerlott	Hannon
vs. UMass Lowell (3/16)	Jaconski	Cecere	Molinaro	Marr	Marsh	Maloney	Norris	Gerlott	Cease
vs. St. Bonaventure (3/19)	Jaconski	Cecere	Marr	Marsh	Molinaro	Norris	Maloney	Kelley	Hannon
vs. Michigan (3/22)	Jaconski	Cecere	Marr	Marsh	Maloney	Molinaro	Norris	Gerlott	Hannon
vs. Michigan (3/23)	Jaconski	Cecere	Marr	Marsh	Maloney	Molinaro	Norris	Gerlott	Hannon
vs. Michigan (3/24)	Jaconski	Cecere	Marr	Marsh	Maloney	Molinaro	Norris	Kelley	Hannon
vs. Pitt (3/26)	Jaconski	Marsh	Marr	Cecere	Molinaro	Norris	Kelley	Michaels	Hannon
at Illinois (3/29)	Jaconski	Marsh	Marr	Cecere	Maloney	Molinaro	Norris	Gerlott	Hannon
at Illinois (3/30, 1)	Jaconski	Marsh	Marr	Cecere	Norris	Molinaro	Kelley	Michaels	Hannon
at Illinois (3/30, 2)	Jaconski	Marsh	Marr	Cecere	Maloney	Molinaro	Norris	Michaels	Hannon
vs. Northwestern (4/5)	Jaconski	Marsh	Marr	Cecere	Norris	Maloney	Molinaro	Kelley	Hannon
vs. Northwestern (4/6)	Jaconski	Marsh	Marr	Cecere	Molinaro	Norris	Michaels	Kelley	Hannon
vs. Northwestern (4/7)	Jaconski	Marsh	Marr	Cecere	Norris	Maloney	Molinaro	Kelley	Hannon
vs. FDU (4/9)	Jaconski	Marsh	Marr	Cecere	Maloney	Norris	Molinaro	Michaels	Hannon
at Indiana (4/12)	Jaconski	Marsh	Marr	Cecere	Norris	Molinaro	Michaels	Kelley	Hannon
at Indiana (4/13)	Jaconski	Marsh	Marr	Cecere	Norris	Molinaro	Maloney	Kelley	Hannon
at Indiana (4/14)	Jaconski	Marsh	Marr	Cecere	Norris	Molinaro	Maloney	Kelley	Hannon
vs. Kent State (4/16)	Jaconski	Marsh	Marr	Cecere	Norris	Molinaro	Maloney	Kelley	Hannon

GAME RECORDS

RECORDS WATCH

AWARDS/HONORS

INDIVIDUAL HITTING

At-Bats	7	13x; last: Jay Harry vs. Michigan State (May 9, 2022)
Runs	6	Derek Bochna vs. Chicago State (Mar. 9, 1993)
Hits	6	Jay Harry vs. Michigan State (May 9, 2022)
Doubles	3	14x; last: J.T. Marr vs. FDU (April 9, 2024)
Triples	2	7x, last: Tayven Kelley vs. Delaware State (April 8, 2023)
Home Runs	3	Johnny Piacentino vs. Northwestern (March 7, 2021) Kris Kremer vs. Duke (Mar. 2, 2019) Adam Beers vs. Purdue (May 9, 1998) John Schreiner vs. Lafayette (Apr. 8, 1990)
RBI	8	Aaron Novak at Charleston Southern (Mar. 8, 2015) Ed Washell vs. Cornell (May 12, 1984) Andy Onkotz vs. Buffalo (May 3, 1978) Don Stine vs. Dickinson (Apr. 20, 1973)
Stolen Bases	4	Ray Lopez vs. Lock Haven (Apr. 4, 1991) O.J. McDuffie vs. Duquesne (Apr. 15, 1990)
Walks	5	Adam Cecere vs. Pitt (Mar. 26, 2024)
TEAM HITTING		
Runs	28	vs. Chicago State (Mar. 9, 1993) at La Salle; (Mar. 22 1997)
Runs Allowed	29	vs. Ohio State (May 8, 2005)

TEAM FIELDING

Triple Plays	2	vs. Michigan State (May 6, 2014)
Last Triple Play		at Rutgers (May 7, 2023)

INDIVIDUAL PITCHING

Innings Pitched	13	Ed Kikla vs. Colgate (Apr. 20, 1960)
Strikeouts	19	Ed Drapcho vs. Pittsburgh (May 19, 1956)
Strikeouts in Relief	13	Bob Fenton vs. Bucknell (May 17, 1962)
No-Hitters	10	Bailey Dees, Tyler Shingledecker & Mason Mellott, at Navy, 2020 (1-2) Steven Hill vs. Iowa, April 21, 2012 (2-0) Nate Bump vs. Duquesne, 1995 (6-0) Dave June vs. IUP, 1977 (15-0) Mitch Lukevics vs. West Virginia, 1975 (6-0) Bill Micsky vs. Gettysburg, 1968 (4-0) Bob Fenton vs. Rider, 1963 (3-0) Bob Fenton vs. Cornell, 1963 (17-0) Ed Drapcho vs. Bucknell, 1955 (3-1) Jay Minnich vs. St. John's 1911 (4-0)

CAREER DOUBLES

1.	59	Jordan Steranka	2009-12
	59	Chris Wright	1999-02
3.	55	Joey DeBernardis	2009-12
4.	53	Michael Campo	1997-00
5.	50	Jared Sadlowski	1994-97
6.	47	Dave Hall	1990-94
	47	Lance Thompson	2003-06
8.	44	Cory Wine	2006-09
9.	39	Chris Netwall	1998-01
10.	38	Adam Beers	1995-98
--	29	Tayven Kelley	2020-pres.

CAREER TRIPLES

1.	15	Sean Deegan	2009-12
2.	13	Kevin Billotte	1995-98
3.	12	Michael Campo	1997-00
	12	Jordan Steranka	2009-12
	12	Tayven Kelley	2020-pres.
6.	11	Russ Mushinsky	1989-92
7.	10	Pat Kennedy	1953-55
	10	Mike DeRenzo	1999-03
9.	9	Cory Wine	2006-09
	9	Shawn Fagan	1997-00
	9	Mike Edwards	1984-87

CAREER STOLEN BASES

1.	62	Zack Smithlin	2000-03
2.	57	Michael Campo	1997-00
3.	50	Doug Keener	1984-87
4.	45	Kyle Hannon	2021-pres.
5.	41	Sean Deegan	2009-12
6.	39	Kevin Billotte	1995-98
7.	37	Dave Hall	1990-94
8.	36	Greg Vogel	1973-76
9.	35	Derek Bochna	1992-95
	35	Blake Lynd	2009-11
	35	Steve Snyder	2010-14
	35	Greg Guers	2013-16

CAREER SLUGGING PERCENTAGE

1.	.756	Dave Simononis	1978-80
2.	.625	Shawn Fagan	1997-00
3.	.615	Mike Karstetter	1985-86
4.	.612	C.J. Sichler	1985-86
5.	.552	Matt Wood	2020-22
6.	.541	Jordan Steranka	2009-12
7.	.537	Grant Norris	2023-pres.
8.	.534	Bobby Marsh	2023-pres.
9.	.489	Sean Deegan	2009-12
10.	.484	Joey DeBernardis	2009-12

Adam Cecere

Big Ten Player To Watch

J.T. Marr

Big Ten Player To Watch

Matt Maloney

Big Ten Player of the Week (2/19)

Bryce Molinaro

Big Ten Player To Watch

Graduates (Degree)

Adam Cecere

(Communication, Wake Forest)

Chic DeGaetano

(Communication, Villanova)

David Lee

(Health Science, California (Pa.))

J.T. Marr

(Business Administration, College of Charleston)

Kevin Michaels

(Business, St. John's)

Grant Norris

(Sociology, Duke)

Frankie Sanchez

(Associates Degree, Southern New Hampshire)

MULTI-HIT/RBI GAMES/STREAKS

Multi-Hit Games	2024	Career	Multi-RBI Games	2024	Career
Marr, JT	18	51	Cecere, Adam	9	44
Cecere, Adam	12	51	Marr, JT	11	27
Kelley, Tavven	4	27	Norris, Grant	9	22
Michaels, Kevin	1	27	Kelley, Tayven	3	19
Marsh, Bobby	12	24	Marsh, Bobby	10	18
Maloney, Matt	6	24	Hannon, Kyle	4	15
Gerlott, Billy	3	22	Michaels, Kevin	-	15
Hannon, Kyle	3	22	Maloney, Matt	8	13
Norris, Grant	9	21	Gerlott, Billy	1	12
Molinaro, Bryce	12	12	Molinaro, Bryce	8	9
Jaconski, Joe	11	12	Jaconski, Joe	4	5
Pittaro, C.J.	-	7	Pittaro, C.J.	-	5
Cease, Derek	-	5	Cease, Derek	-	2

Active Hit Streaks	Games	Active Reached Base Streaks	Games
Jaconski, Joe	7	Marsh, Bobby	15
Marr, J.T.	5	Maloney, Matt	13
Kelley, Tayven	4	Jaconski, Joe	7
DiMartini, Michael	1	Marr, J.T.	5
Maloney, Matt	1	Kelley, Tayven	4
Molinaro, Bryce	1	Gerlott, Billy	2
		DiMartini, Michael	1
		Molinaro, Bryce	1

**BIG TEN STANDINGS
(Through 4/16)**

	Big Ten		Overall	
	W-L	Pct.	W-L	Pct.
Illinois	7-2	.778	20-13	.606
Michigan	9-3	.750	19-19	.500
Nebraska	6-3	.667	23-11	.676
Purdue	8-4	.667	24-13	.649
Indiana	5-4	.556	20-17	.541
Ohio State	5-4	.556	17-15	.531
Iowa	6-6	.500	19-15	.559
Maryland	5-7	.417	24-14	.632
Penn State	5-7	.417	18-15	.545
Rutgers	3-6	.333	23-13	.676
Minnesota	3-6	.333	15-16	.484
Michigan State	3-6	.333	15-19	.441
Northwestern	2-7	.222	12-20	.375



This Week Around the BIG

April 19-21

Illinois:
host Northwestern*

Indiana:
at Minnesota*

Iowa:
host Rutgers*

Maryland:
at Nebraska*

Michigan:
host Ohio State*

Michigan State:
host Penn State*

Minnesota:
host Indiana*

Nebraska:
host Maryland*

Northwestern:
at Illinois*

Ohio State:
at Michigan*

Penn State:
at Michigan State*

Purdue:
host East Tennessee State

Rutgers:
at Iowa*

*Big Ten Conference Series

NITTANY LIONS IN PROS

Level	Years at PSU	Team	Organization
TRIPLE-A			
Justin Hagenman, P	2016-18	Worcester	Boston Red Sox
Taylor Lehman, P	2015-18	Lehigh Valley	Philadelphia Phillies
DOUBLE-A			
Bailey Dees, P	2018-21	Somerset	New York Yankees
Jim Haley, 3B	2014-16	Lehigh Valley	Philadelphia Phillies
Kyle Virbitsky, P	2018-21	Bowie	Baltimore Orioles
HIGH-A			
Jay Harry, SS	2021-23	Cedar Rapids	Minnesota Twins
Conor Larkin, P	2018-21	Vancouver	Toronto Blue Jays
Matt Wood, C	2020-22	Wisconsin	Milwaukee Brewers
ROOKIE			
Daniel Ouderkirk, P	2023	ACL Mariners	Seattle Mariners

*As of 4/15/24

THE LAST TIME...

A Penn State Team

Won 10 or more consecutive games.....April 14-30, 2000
 Scored 10 or more runs in a game.....15, at Indiana; April 12, 2024
 Scored 20 or more runs in a game.....21, UMass Lowell; March 16, 2024
 Had a 10+ run inning.....10 (4th), vs. Ohio State; April 23, 2023
 Had 20+ hits.....20, UMass Lowell; March 16, 2024
 Did not strikeout.....vs. Niagara; March 18, 2016
 Did not record a hit.....vs. Duke; March 1, 2019
 Turned a triple play.....1st inning, at Rutgers; May 7, 2023
 Shut out an opponent.....vs. UMass (1-0); March 13, 2022
 Shut out consecutive opponents.....vs. Monmouth (1-0); February 15, 2019/vs. Monmouth (7-0), February 16, 2019
 Was shut out at home.....Milwaukee (12-0); March 20, 2022
 Was shut out on the road.....at Rutgers (10-0); May 6, 2023
 Was shut out in consecutive games..... at Delaware (5-0); March 18, 2017/Delaware (8-0); March 19, 2017
 Swept a three-game series at homeNorthwestern; April 5-7, 2024
 Swept a three-game series on the road.....at Northwestern; April 15-17, 2016
 Swept a three-game series at a neutral site.....vs. Princeton; February 28-29, 2020
 Swept a three-game conference series at home.....Northwestern; April 5-7, 2024
 Swept a three-game conference series on the road.....at Northwestern; April 15-17, 2016
 Beat a ranked opponent.....vs. No. 20 Maryland (5-3); May 19, 2023
 Beat a ranked opponent on the road.....at #22 Miami (9-5); February 17, 2023
 Beat a Top-5 ranked opponent.....at #1 North Carolina (3-2); March 3, 2007
 Won a series against a ranked opponent.....at #16 Michigan (four games); April 12-13, 2007
 Won a series against a ranked opponent on the road.....at #16 Michigan (four games); April 12-13, 2007
 Played an extra-inning game.....vs. Harvard (W, 8-7, 10); March 8, 2024
 Played a 12+ inning game.....vs. Brown (W, 6-4, 12); March 11, 2023
 Played a 15+ inning game Illinois (L, 4-2, 15); April 25, 2015

A Penn State Player

Hit two home runs in a game.....Grant Norris (2), vs. Northwestern; April 6, 2024
 Multiple players with two home runs in a game.....Billy Gerlott/Kyle Hannon/Matt Wood (2), at Ohio State; May 13, 2022
 Hit three home runs in a game.....Johnny Piacentino (3), vs. Northwestern; March 7, 2021
 Led off game with a home run.....Joe Jaconski, at Indiana; April 14, 2024
 Hit a grand slam.....Joe Jaconski (6th), vs. Northwestern; April 7, 2024
 Hit back-to-back homers.....J.T. Marr/Adam Cecere (2nd), at Indiana; April 13, 2024
 Hit a walk-off home run.....Jay Harry, vs. Brown; March 11, 2023
 Hit a pinch-hit home run.....Billy Gerlott, at Minnesota; April 24, 2022
 Hit an inside-the-park home run.....Kris Kremer, Pittsburgh; April 10, 2019
 Had five or more RBI in a game.....Joe Jaconski (6), vs. Northwestern; April 7, 2024
 Had seven or more RBI in a game.....Aaron Novak (8), at Charleston Southern; March 8, 2015
 Had four hits in a game.....Bobby Marsh (4), at Indiana; April 12, 2024
 Had five hits in a game.....Jay Harry (6), Michigan State; May 9, 2022
 Had six hits in a game.....Jay Harry (6), Michigan State; May 9, 2022
 Had two hits in an inning.....J.T. Marr, Pitt (6th); March 26, 2024
 Stole three or more bases.....Kyle Hannon (3), vs. Harvard; March 8, 2024
 Had a 10-game hit streak.....Adam Cecere (10); March 29-April 14, 2024
 Had a 20-game hit streak.....Matt Wood (26); March 25-May 9, 2022

Had 10 or more strikeouts.....Travis Luensmann (10), vs. Indiana; April 1, 2023
 Had 10 or more strikeouts in back-to-back starts.....Daniel Ouderkirk (11 vs. Dartmouth, 3/4/23; 10 vs. Brown, 3/10/23)
 Pitched a complete game.....Jaden Henline, Michigan State; May 8, 2022
 Pitched a nine-inning complete game.....Jaden Henline, Michigan State; May 8, 2022
 Pitched a combined nine-inning shutout.....Mason Mellott/Tyler Shingledecker/Jaden Henline, vs. UMass; March 13, 2022
 Pitched an individual nine-inning shutout.....Greg Welsh, Michigan State; May 17, 2013
 Pitched an individual no-hitter.....Steven Hill, at Iowa; April 21, 2012

*Active Streak

HITTING/PITCHING CAREER BESTS



#11 MASON BUTASH, P

Career Bests

IP	4.0	vs. Pitt	3/26/24
Longest Start	4.0	vs. Pitt	3/26/24
Longest Relief	2.2	vs. Michigan	3/23/24
Hits	0	2x, last vs. Pitt	3/26/24
Runs	0	4x, last vs. Northwestern	4/7/24
Earned Runs	0	5x, last vs. Northwestern	4/7/24
Walks	0	4x, last vs. Northwestern	4/7/24
Strikeouts	5	2x, last vs. FDU	4/9/24



#34 CJ CARMICHAEL, IF

Career Bests

Hits	n/a
Runs	n/a
Doubles	n/a
Triples	n/a
Home Runs	n/a
RBI	n/a
Walks	n/a
Stolen Bases	n/a



#19 DEREK CEASE, IF

Career Bests

Hits	3	at Pitt	5/17/22
Runs	2	3x, last vs. Omaha	4/30/22
Doubles	1	5x, last at Omaha	5/10/23
Triples	n/a		
Home Runs	n/a		
RBI	2	2x, last vs. Delaware State	4/8/23
Walks	2	3x, last vs. Iowa	5/28/22
Stolen Bases	1	4x, last vs. FDU	4/9/24




#12 ADAM CECERE, OF

Career Bests

Hits	4*	vs. Miami	5/27/22
Runs	4*	vs. Towson	2/25/23
Doubles	2	2x, last vs. Harvard	3/8/24
Triples	1*	2x, last at Boston College	4/3/22
Home Runs	2	6x, last vs. UMass Lowell	3/15/24
RBI	4	5x, last at Indiana	4/12/24
Walks	5	vs. Pitt	3/26/24
Stolen Bases	2	vs. Northwestern	4/7/24

*At Wake Forest (2020-23)



#43 JACOB COFFIN, P

Career Bests

IP	4.0	vs. Holy Cross	3/5/23
Longest Start	n/a		
Longest Relief	4.0	vs. Holy Cross	3/5/23
Hits	0	at Miami	2/18/23
Runs	0	2x, last vs. Holy Cross	3/5/23
Earned Runs	0	3x, last at Michigan	3/25/23
Walks	0	2x, last vs. Brown	3/11/23
Strikeouts	4	vs. Holy Cross	3/5/23



#36 AIDEN COLEMAN, P

Career Bests

IP	n/a
Longest Start	n/a
Longest Relief	n/a
Hits	n/a
Runs	n/a
Earned Runs	n/a
Walks	n/a
Strikeouts	n/a

**PAGE 12 | PENN STATE VS. MICHIGAN STATE
HITTING/PITCHING CAREER BESTS**



#31 CHIC DEGAETANO, P

Career Bests

IP	7.0*	vs. Lafayette	4/5/22
Longest Start	7.0*	vs. Lafayette	4/5/22
Longest Relief	6.0*	vs. Xavier	4/21/23
Hits	0	11x, last vs. Kent State	4/16/24
Runs	0	23x, last vs. Kent State	4/16/24
Earned Runs	0	24x, last vs. Kent State	4/16/24
Walks	0	16x, last at Illinois	3/30/24
Strikeouts	10*	vs. Lafayette	4/5/22

* At Villanova (2020-23)



#10 BEN DEMELL, P

Career Bests

IP	4.1	vs. Brown	3/11/23
Longest Start	3.2	vs. Binghamton	3/21/23
Longest Relief	4.1	vs. Brown	3/11/23
Hits	0	6x, last vs. FDU	4/9/24
Runs	0	11x, last vs. FDU	4/9/24
Earned Runs	0	11x, last vs. FDU	4/9/24
Walks	0	11x, last vs. Kent State	4/16/24
Strikeouts	6	vs. Wagner	3/4/23



#14 MICHAEL DIMARTINI, IF

Career Bests

Hits	1	vs. Kent State	4/16/24
Runs	1	vs. UMass Lowell	3/16/24
Doubles	n/a		
Triples	n/a		
Home Runs	n/a		
RBI	n/a		
Walks	1	vs. UMass Lowell	3/16/24
Stolen Bases	n/a		



#3 BILLY GERLOTT, OF

Career Bests

Hits	4	at Ohio State	5/13/22
Runs	3	at Ohio State	5/13/22
Doubles	2	2x, last vs. Northern Illinois	2/24/23
Triples	1	3x, last at Michigan	3/25/23
Home Runs	2	at Ohio State	5/13/22
RBI	5	at Ohio State	5/13/22
Walks	3	vs. Ohio State	4/21/23
Stolen Bases	1	6x, last vs. Delaware State	4/8/23



#2 KYLE HANNON, IF

Career Bests

Hits	3	3x, last vs. Brown	3/11/23
Runs	3	4x, last vs. Northwestern	4/7/24
Doubles	1	18x, last at Indiana	4/13/24
Triples	1	5x, last vs. Northwestern	4/7/24
Home Runs	2	at Ohio State	5/13/22
RBI	3	3x, last vs. UMass Lowell	3/15/24
Walks	4	at Davidson	3/3/24
Stolen Bases	3	3x, last vs. Harvard	3/8/24



#24 JADEN HENLINE, P

Career Bests

IP	9.0	vs. Michigan State	5/8/22
Longest Start	9.0	vs. Michigan State	5/8/22
Longest Relief	6.0	2x, last vs. Brown	3/11/23
Hits	0	5x, last at Miami	2/17/23
Runs	0	11x, last vs. Brown	3/11/23
Earned Runs	0	12x, last vs. Brown	3/11/23
Walks	0	22x, last at Illinois	3/30/24
Strikeouts	6	3x, last vs. Michigan State	5/8/22


HITTING/PITCHING CAREER BESTS



#27 MASON HORWAT, P

Career Bests

IP	5.0	at Davidson	3/3/24
Longest Start	5.0	at Davidson	3/3/24
Longest Relief	4.0	at Indiana	4/13/24
Hits	0	vs. Michigan	3/22/24
Runs	0	2x, last vs. Michigan	3/24/24
Earned Runs	0	4x, last vs. Michigan	3/24/24
Walks	0	2x, last vs. Michigan	3/24/24
Strikeouts	3	3x, last vs. Harvard	3/8/24



#4 MASON HOWELL, C

Career Bests

Hits	n/a
Runs	n/a
Doubles	n/a
Triples	n/a
Home Runs	n/a
RBI	n/a
Walks	n/a
Stolen Bases	n/a




#1 JOE JACONSKI, IF/OF

Career Bests

Hits	4	vs. FDU	4/9/24
Runs	4	at Indiana	4/12/24
Doubles	1	7x, last vs. Kent State	4/16/24
Triples	n/a		
Home Runs	1	5x, last at Indiana	4/14/24
RBI	6	vs. Northwestern	4/7/24
Walks	4	at Stanford	2/23/24
Stolen Bases	1	3x, last vs. Pitt	3/26/24

* At North Carolina (2022-23)



#13 TAYVEN KELLEY, OF

Career Bests

Hits	3	6x, last vs. Harvard	3/8/24
Runs	3	4x, last vs. Northwestern	4/7/24
Doubles	2	vs. Wagner	3/4/23
Triples	2	vs. Delaware State	4/8/23
Home Runs	1	7x, last vs. Army	2/18/24
RBI	4	2x, last vs. Army	2/18/24
Walks	3	vs. Iowa	4/29/23
Stolen Bases	2	vs. Holy Cross	3/5/23



#29 CARSON KOHLS, P

Career Bests

IP	3.2	vs. West Virginia	4/12/22
Longest Start	2.2	2x, last vs. Army	2/17/24
Longest Relief	3.2	vs. West Virginia	4/12/22
Hits	0	8x, last at Nebraska	5/12/23
Runs	0	13x, last at Nebraska	5/12/23
Earned Runs	0	18x, last at Nebraska	5/12/23
Walks	0	13x, last at Nebraska	5/12/23
Strikeouts	5	vs. Bucknell	4/6/22



#15 DAVID LEE, P

Career Bests

IP	2.2	at Indiana	4/12/24
Longest Start	n/a		
Longest Relief	2.2	at Indiana	4/12/24
Hits	0	11x, last vs. FDU	4/9/24
Runs	0	14x, last at Indiana	4/12/24
Earned Runs	0	17x, last at Indiana	4/12/24
Walks	0	13x, last vs. FDU	4/9/24
Strikeouts	3	3x, last at Indiana	4/12/24

* At California (Pa.) (2020-23)

**PAGE 14 | PENN STATE VS. MICHIGAN STATE
HITTING/PITCHING CAREER BESTS**



#16 JAMES LORDI, P

Career Bests

IP	2.2	vs. Army	2/17/24
Longest Start	n/a		
Longest Relief	2.2	vs. Army	2/17/24
Hits	0	2x, last vs. Michigan	3/24/24
Runs	0	3x, last vs. FDU	4/9/24
Earned Runs	0	3x, last vs. FDU	4/9/24
Walks	0	5x, last at Indiana	4/14/24
Strikeouts	2	2x, last vs. FDU	4/9/24



#33 TRAVIS LUENSMANN, P

Career Bests

IP	7.0	at Rutgers	5/7/23
Longest Start	6.1	at Indiana	4/12/24
Longest Relief	7.0	at Rutgers	5/7/23
Hits	0	3x, last vs. Michigan	3/22/24
Runs	0	9x, last vs. Michigan	3/22/24
Earned Runs	0	11x, last vs. Michigan	3/22/24
Walks	0	5x, last at Northwestern	4/9/22
Strikeouts	10	vs. Indiana	4/1/23



#18 MATT MALONEY, C

Career Bests

Hits	3	5x, last at Illinois	3/30/24
Runs	4*	vs. UMass	5/18/23
Doubles	2*	at St. Bonaventure	5/7/22
Triples	1*	vs. St. Bonaventure	5/12/23
Home Runs	1	4x, last vs. Army	2/18/24
RBI	4	2x, last vs. Army	2/18/24
Walks	2*	3x, last vs. UMass	5/18/23
Stolen Bases	1	10x, last vs. Northwestern	4/5/24

*At Dayton (2022-23)



#40 J.T. MARR, C

Career Bests

Hits	5*	at Monmouth	4/14/23
Runs	4	2x, last vs. UMass Lowell	3/16/24
Doubles	3	vs. FDU	4/9/24
Triples	1*	4x, last vs. The Citadel	5/17/22
Home Runs	2*	vs. William & Mary	4/16/22
RBI	4	3x, last at Davidson	3/3/24
Walks	3*	vs. Charleston Southern	4/11/23
Stolen Bases	1*	19x, last at Georgia Southern	4/26/23

* At College of Charleston (2022-23)



#28 BOBBY MARSH, 1B/OF

Career Bests

Hits	4	2x, last at Indiana	4/12/24
Runs	3	2x, last at Indiana	4/12/24
Doubles	2	2x, last vs. Maryland	5/18/23
Triples	1	vs. Northwestern	4/6/24
Home Runs	1	9x, last at Indiana	4/12/24
RBI	4	vs. Maryland	5/18/23
Walks	3	at Stanford	2/23/24
Stolen Bases	1	3x, last vs. Pitt	3/26/24



#46 JACK MESSINA, P

Career Bests

IP	n/a		
Longest Start	n/a		
Longest Relief	n/a		
Hits	n/a		
Runs	n/a		
Earned Runs	n/a		
Walks	n/a		
Strikeouts	n/a		

HITTING/PITCHING CAREER BESTS



#32 KEVIN MICHAELS, IF

Career Bests

Hits	5*	3x, last vs. Georgetown	5/15/22
Runs	3*	4x, last at LIU	3/15/23
Doubles	2*	vs. Creighton	4/16/22
Triples	1*	2x, last vs. Butler	4/22/22
Home Runs	2*	vs. Sacred Heart	3/18/22
RBI	6*	vs. Sacred Heart	3/18/22
Walks	3*	at Marshall	3/4/23
Stolen Bases	1	2x, last at Illinois	3/30/24

* At St. John's (2022-23)



#41 ZACH MIZRAHI, P

Career Bests

IP	n/a
Longest Start	n/a
Longest Relief	n/a
Hits	n/a
Runs	n/a
Earned Runs	n/a
Walks	n/a
Strikeouts	n/a



#23 BRYCE MOLINARO, IF

Career Bests

Hits	3	4x, last vs. Northwestern	4/6/24
Runs	4	2x, last vs. Northwestern	4/7/24
Doubles	2	vs. UMass Lowell	3/16/24
Triples	1	vs. Northwestern	4/5/24
Home Runs	2	at Indiana	4/12/24
RBI	3	2x, last at Indiana	4/12/24
Walks	2	3x, last at Indiana	4/13/24
Stolen Bases	1	2x, last vs. FDU	4/9/24



#26 MATT MORASH, P

Career Bests

IP	3.1	at Illinois	3/30/24
Longest Start	3.1	at Illinois	3/30/24
Longest Relief	2.2	2x, last at Stanford	2/25/24
Hits	0	vs. Pitt	3/26/24
Runs	0	3x, last vs. Michigan	3/23/24
Earned Runs	0	4x, last vs. Pitt	3/26/24
Walks	0	6x, last at Indiana	4/14/24
Strikeouts	4	at Illinois	3/30/24



#0 GRANT NORRIS, IF

Career Bests

Hits	3	4x, last vs. Northwestern	4/6/24
Runs	3	2x, last at Stanford	2/24/24
Doubles	1	13x, last vs. Northwestern	4/5/24
Triples	1	3x, last vs. Maryland	5/18/23
Home Runs	2	vs. Northwestern	4/6/24
RBI	4	3x, last vs. Northwestern	4/6/24
Walks	3	at Stanford	2/25/24
Stolen Bases	2	2x, last vs. Pitt	3/26/24



#38 ALEX PAK, P

Career Bests

IP	n/a
Longest Start	n/a
Longest Relief	n/a
Hits	n/a
Runs	n/a
Earned Runs	n/a
Walks	n/a
Strikeouts	n/a

**PAGE 16 | PENN STATE VS. MICHIGAN STATE
HITTING/PITCHING CAREER BESTS**



#21 WILL PERKOWSKI, 1B/P

Career Bests

IP	2.2	vs. Michigan	3/22/24
Longest Start	n/a		
Longest Relief	2.2	vs. Michigan	3/22/24
Hits	0	3x, last vs. Harvard	3/10/24
Runs	0	6x, last vs. Northwestern	4/5/24
Earned Runs	0	6x, last vs. Northwestern	4/5/24
Walks	0	3x, last vs. Harvard	3/8/24
Strikeouts	5	vs. Michigan	3/22/24



#7 CJ PITTARO, IF

Career Bests

Hits	2	7x, last vs. Maryland	5/20/23
Runs	2	3x, last vs. Pitt	3/28/23
Doubles	1	4x, last at Omaha	5/10/23
Triples	1	vs. Maryland	5/20/23
Home Runs	n/a		
RBI	3	2x, last vs. Rutgers	3/26/22
Walks	2	2x, last vs. Purdue	4/14/22
Stolen Bases	1	vs. Bucknell	4/6/22



#25 CHASE RENNER, P

Career Bests

IP	2.2	at Miami	2/18/23
Longest Start	1.0	vs. Rutgers	3/25/22
Longest Relief	2.2	at Miami	2/18/23
Hits	0	4x, last vs. West Virginia	4/10/22
Runs	0	7x, last vs. Iowa	5/28/22
Earned Runs	0	7x, last vs. Iowa	5/28/22
Walks	0	4x, last at Minnesota	4/22/22
Strikeouts	4	vs. Bucknell	4/6/22



#20 FRANKIE SANCHEZ, P

Career Bests

IP	7.0*	3x, last vs. Pace	5/19/23
Longest Start	7.0*	3x, last vs. Pace	5/19/23
Longest Relief	5.2*	vs. North Greenville	6/7/23
Hits	0*	7x, last vs. North Greenville	6/7/23
Runs	0	15x, last vs. Michigan	3/24/24
Earned Runs	0	16x, last vs. Michigan	3/24/24
Walks	0	12x, last vs. Northwestern	4/7/24
Strikeouts	9	2x, last vs. Army	2/17/24

* At Southern New Hampshire (2022-23)



#30 ANTHONY STEELE, P

Career Bests

IP	2.2	2x, last at Indiana	4/13/24
Longest Start	0.2	vs. Bucknell	4/6/22
Longest Relief	2.2	2x, last at Indiana	4/13/24
Hits	0	8x, last vs. Northwestern	4/6/24
Runs	0	17x, last vs. Northwestern	4/6/24
Earned Runs	0	18x, last vs. Northwestern	4/6/24
Walks	0	9x, last vs. Kent State	4/16/24
Strikeouts	5	vs. Army	2/18/24



#9 CONNOR THRONEBERRY, P

Career Bests

IP	3.0	vs. UMass Lowell	3/16/24
Longest Start	n/a		
Longest Relief	3.0	vs. UMass Lowell	3/16/24
Hits	0	8x, last vs. Kent State	4/16/24
Runs	0	10x, last vs. FDU	4/9/24
Earned Runs	0	13x, last vs. Kent State	4/16/24
Walks	0	9x, last at Virginia	3/5/24
Strikeouts	3	2x, last vs. UMass Lowell	3/16/24

HITTING/PITCHING CAREER BESTS



#6 TY TORTI, IF

Career Bests

Hits	1	vs. Binghamton	3/21/23
Runs	1	2x, last vs. Binghamton	3/21/23
Doubles	n/a		
Triples	n/a		
Home Runs	n/a		
RBI	n/a		
Walks	2	vs. Wagner	3/4/23
Stolen Bases	n/a		



#22 BRANDON WINGENROTH, P

Career Bests

IP	1.0	vs. Michigan	3/24/24
Longest Start	n/a		
Longest Relief	1.0	vs. Michigan	3/24/24
Hits	2	vs. Michigan	3/24/24
Runs	1	vs. Michigan	3/24/24
Earned Runs	1	vs. Michigan	3/24/24
Walks	0	at Illinois	3/30/24
Strikeouts	1	at Illinois	3/30/24



#35 ADIN ZORN, OF

Career Bests

Hits	n/a		
Runs	1	2x, last vs. Northwestern	4/6/24
Doubles	n/a		
Triples	n/a		
Home Runs	n/a		
RBI	n/a		
Walks	n/a		
Stolen Bases	n/a		

CAREER STATS

#11 MASON BUTASH P R/R FR. 6-2/195 CHANTILLY, VA.

Year ERA W-L APP GS CG SHO SV IP H R ER BB SO 2B 3B HR BF BAA WP HBP BK SFA SHA
2024 6.59 1-3 14 6 0 0/0 1 27.1 29 22 20 18 24 5 0 2 123 .290 0 4 0 1 0
TOTAL 6.59 1-3 14 6 0 0/0 1 27.1 29 22 20 18 24 5 0 2 123 .290 0 4 0 1 0

#34 CJ CARMICHAEL IF R/R R-FR. 6-1/170 LANCASTER, OHIO

Year Avg GP-GS AB R H 2B 3B HR RBI TB SLG% BB HBP SO GDP OB% SF SH SB-ATT PO A E FLD%
2023 -
2024 -
TOTAL -

#19 DEREK CEASE IF R/R JR. 5-8/150 PLYMOUTH, PA.

Year Avg GP-GS AB R H 2B 3B HR RBI TB SLG% BB HBP SO GDP OB% SF SH SB-ATT PO A E FLD%
2022 .226 43-28 93 17 21 2 0 0 7 23 .247 19 2 20 1 .368 0 0 3-3 38 76 8 .934
2023 .267 17-2 15 5 4 3 0 0 3 7 .467 0 0 3 0 .267 0 0 0-0 1 1 0 1.000
2024 .400 13-1 5 3 2 0 0 0 1 2 .400 0 0 2 0 .400 0 0 1-2 6 4 1 .909
TOTAL .239 73-31 113 25 27 5 0 0 11 32 .283 19 2 25 1 .358 0 0 4-5 45 81 9 .933

#12 ADAM CECERE OF L/R GR. 6-4/230 ADAMS TOWNSHIP, PA.

Year Avg GP-GS AB R H 2B 3B HR RBI TB SLG% BB HBP SO GDP OB% SF SH SB-ATT PO A E FLD%
2020* .241 10-8 29 9 7 1 0 4 12 20 .690 3 1 10 0 .333 0 0 0-0 5 0 0 1.000
2021* .192 33-22 78 15 15 5 1 4 15 34 .436 17 1 41 0 .340 1 0 0-0 24 0 0 1.000
2022* .318 58-58 223 50 71 8 1 14 52 123 .552 29 9 66 4 .411 4 1 2-4 85 0 2 .977
2023* .284 42-42 141 40 40 11 0 10 37 81 .574 31 6 54 2 .430 1 0 1-1 27 2 0 1.000
2024 .342 33-33 114 35 39 8 0 12 35 83 .728 28 8 33 2 .487 4 0 7-8 80 3 4 .954
TOTAL .294 176-163 585 149 172 33 2 44 151 341 .583 108 25 204 8 .419 10 1 10-13 221 5 6 .974

* At Wake Forest

#43 JACOB COFFIN P S/L SO. 6-0/161 APEX, N.C.

Year ERA W-L APP GS CG SHO SV IP H R ER BB SO 2B 3B HR BF BAA WP HBP BK SFA SHA
2023 5.00 0-0 5 0 0 0/0 0 9.0 8 6 5 6 7 1 0 2 42 .235 2 2 0 0 0
2024 -
TOTAL 5.00 0-0 5 0 0 0/0 0 9.0 8 6 5 6 7 1 0 2 42 .235 2 2 0 0 0

#36 AIDEN COLEMAN P R/R FR. 5-10/163 TYRONE, PA.

Year ERA W-L APP GS CG SHO SV IP H R ER BB SO 2B 3B HR BF BAA WP HBP BK SFA SHA
2023 -
2024 -
TOTAL -

#31 CHIC DEGAETANO P R/R GR. 6-2/214 SUGARLOAF, PA.

Year ERA W-L APP GS CG SHO SV IP H R ER BB SO 2B 3B HR BF BAA WP HBP BK SFA SHA
2020* 0.00 0-0 2 0 0 0/0 0 1.2 1 0 0 2 1 0 0 0 8 .167 0 0 0 0 0
2021* 18.00 0-0 2 0 0 0/0 0 2.0 4 4 4 1 3 0 1 2 11 .400 0 0 0 0 0
2022* 5.79 4-0 17 9 0 0/0 0 51.1 45 36 33 25 47 10 1 4 226 .234 6 6 0 3 0
2023* 7.21 2-4 20 6 0 0/0 0 48.2 56 43 39 27 48 6 1 8 229 .299 3 9 0 5 1
2024 7.82 1-3 14 0 0 0/0 0 12.2 15 13 11 9 13 3 0 2 65 .294 1 4 0 0 1
TOTAL 6.73 3-7 55 15 0 0/0 0 116.1 121 96 87 64 112 19 3 16 539 .271 10 19 0 8 2

* At Villanova

#10 BEN DEMELL P L/R R-SO. 6-5/205 CONCORD, OHIO

Year ERA W-L APP GS CG SHO SV IP H R ER BB SO 2B 3B HR BF BAA WP HBP BK SFA SHA
2022 0.00 0-0 1 0 0 0/0 0 1.2 1 0 0 3 2 0 0 0 10 .167 0 1 0 0 0
2023 10.13 0-0 11 4 0 0/0 1 24.0 45 33 27 13 21 8 1 2 136 .395 1 6 0 3 0
2024 7.41 0-0 15 0 0 0/0 2 17.0 23 15 14 12 13 4 0 3 92 .299 5 2 0 0 1
TOTAL 8.65 0-0 27 4 0 0/0 3 42.2 69 48 41 28 36 12 1 5 238 .350 6 9 0 3 1

CAREER STATS

#29 CARSON KOHLS P R/R SR. 6-0/209 SACRAMENTO, CALIF.

Table with 24 columns: Year, ERA, W-L, App, GS, CG, SHO, SV, IP, H, R, ER, BB, SO, 2B, 3B, HR, BF, B/Avg, WP, HBP, BK, SFA, SHA. Rows for 2021, 2022, 2023, 2024, and TOTAL.

#15 DAVID LEE P R/R SR. 6-2/210 PITTSBURGH, PA.

Table with 24 columns: Year, ERA, W-L, App, GS, CG, SHO, SV, IP, H, R, ER, BB, SO, 2B, 3B, HR, BF, B/Avg, WP, HBP, BK, SFA, SHA. Rows for 2020, 2021, 2022, 2023, 2024, and TOTAL.

* At California (Pa.)

#16 JAMES LORDI P L/L R-FR. 6-0/192 JIM THORPE, PA.

Table with 24 columns: Year, ERA, W-L, APP, GS, CG, SHO, SV, IP, H, R, ER, BB, SO, 2B, 3B, HR, BF, BAA, WP, HBP, BK, SFA, SHA. Rows for 2023, 2024, and TOTAL.

#33 TRAVIS LUENSMANN P R/R SR. 6-6/234 ALTOONA, PA.

Table with 24 columns: Year, ERA, W-L, App, GS, CG, SHO, SV, IP, H, R, ER, BB, SO, 2B, 3B, HR, BF, B/Avg, WP, HBP, BK, SFA, SHA. Rows for 2021, 2022, 2023, 2024, and TOTAL.

*At South Carolina

#18 MATT MALONEY C L/R JR. 5-11/170 WINDHAM, N.H.

Table with 24 columns: Year, Avg, GP-GS, AB, R, H, 2B, 3B, HR, RBI, TB, SLG%, BB, HBP, SO, GDP, OB%, SF, SH, SB-ATT, PO, A, E, FLD%. Rows for 2022, 2023, 2024, and TOTAL.

*At Dayton

#40 J.T. MARR C L/R GR. 6-0/190 FORT MILL, S.C.

Table with 24 columns: Year, Avg, GP-GS, AB, R, H, 2B, 3B, HR, RBI, TB, SLG%, BB, HBP, SO, GDP, OB%, SF, SH, SB-ATT, PO, A, E, FLD%. Rows for 2022, 2023, 2024, and TOTAL.

*At College of Charleston

#28 BOBBY MARSH OF/1B L/L SO. 6-3/194 BELLEFONTE, PA.

Table with 24 columns: Year, Avg, GP-GS, AB, R, H, 2B, 3B, HR, RBI, TB, SLG%, BB, HBP, SO, GDP, OB%, SF, SH, SB-ATT, PO, A, E, FLD%. Rows for 2023, 2024, and TOTAL.

CAREER STATS

#46 JACK MESSINA 1B/P L/L FR. 6-0/205 STATE COLLEGE, PA.

Year	Avg	GP-GS	AB	R	H	2B	3B	HR	RBI	TB	SLG%	BB	HBP	SO	GDP	OB%	SF	SH	SB-ATT	PO	A	E	FLD%
2024	-	-	-	-	-	-	-	-	-	-	-	-	-	-	-	-	-	-	-	-	-	-	-
TOTAL	-	-	-	-	-	-	-	-	-	-	-	-	-	-	-	-	-	-	-	-	-	-	-

#32 KEVIN MICHAELS IF R/R GR. 5-11/175 ENCININTAS, CALIF.

Year	Avg	GP-GS	AB	R	H	2B	3B	HR	RBI	TB	SLG%	BB	HBP	SO	GDP	OB%	SF	SH	SB-ATT	PO	A	E	FLD%
2022*	.330	49-49	188	34	62	15	2	7	46	102	.543	13	6	24	5	.389	1	0	1-3	70	122	25	.885
2023*	.219	39-35	137	25	30	8	0	1	10	41	.299	17	6	34	1	.327	2	0	0-1	43	84	5	.962
2024	.216	17-12	37	6	8	0	0	1	5	11	.297	8	5	6	1	.404	2	0	1-1	51	16	1	.985
TOTAL	.276	105-96	362	65	100	23	2	9	61	154	.425	38	17	64	7	.367	5	0	2-5	164	222	31	.926

*At St. John's

#41 ZACH MIZRAHI P L/L JR. 6-1/195 JACKSONVILLE, FLA.

Year	ERA	W-L	APP	GS	CG	SHO	SV	IP	H	R	ER	BB	SO	2B	3B	HR	BF	BAA	WP	HBP	BK	SFA	SHA
2024	-	-	-	-	-	-	-	-	-	-	-	-	-	-	-	-	-	-	-	-	-	-	-
TOTAL	-	-	-	-	-	-	-	-	-	-	-	-	-	-	-	-	-	-	-	-	-	-	-

#23 BRYCE MOLINARO IF R/R SO. 6-0/190 DRUMS, PA.

Year	Avg	GP-GS	AB	R	H	2B	3B	HR	RBI	TB	SLG%	BB	HBP	SO	GDP	OB%	SF	SH	SB-ATT	PO	A	E	FLD%
2024	.317	33-33	126	29	40	8	1	6	28	68	.540	19	5	39	2	.416	4	0	2-3	31	52	4	.954
TOTAL	.317	33-33	126	29	40	8	1	6	28	68	.540	19	5	39	2	.416	4	0	2-3	31	52	4	.954

#26 MATT MORASH P L/L FR. 6-0/200 WESTFORD, MASS.

Year	ERA	W-L	APP	GS	CG	SHO	SV	IP	H	R	ER	BB	SO	2B	3B	HR	BF	BAA	WP	HBP	BK	SFA	SHA
2024	7.08	0-0	11	2	0	0/0	0	20.1	29	17	16	9	16	4	1	6	99	.330	1	2	0	0	0
TOTAL	7.08	0-0	11	2	0	0/0	0	20.1	29	17	16	9	16	4	1	6	99	.330	1	2	0	0	0

#0 GRANT NORRIS IF R/R GR. 6-1/192 SOMERSET, PA.

Year	Avg	GP-GS	AB	R	H	2B	3B	HR	RBI	TB	SLG%	BB	HBP	SO	GDP	OB%	SF	SH	SB-ATT	PO	A	E	FLD%
2020*	.111	10-7	18	3	2	0	0	0	2	2	.111	4	3	9	0	.346	1	0	0-0	15	18	1	.971
2021*	.000	11-3	14	2	0	0	0	0	0	0	.000	3	0	8	0	.176	0	0	0-0	1	6	0	1.000
2022*	.300	11-0	10	3	3	0	0	1	2	6	.600	1	0	5	0	.364	0	0	0-0	3	2	1	.833
2023	.276	41-41	145	28	40	11	3	7	42	78	.538	17	5	52	2	.367	2	0	3-4	21	55	9	.894
2024	.272	33-33	125	24	34	6	0	9	30	67	.536	14	3	35	5	.354	2	1	4-5	47	70	12	.907
TOTAL	.253	106-84	312	60	79	17	3	17	76	153	.490	39	11	109	7	.351	5	1	7-9	87	151	23	.912
at PSU	.274	74-74	270	52	74	17	3	16	72	145	.537	31	8	87	7	.361	4	1	7-9	68	125	21	.902

*At Duke

#38 ALEX PAK P L/L FR. 6-1/195 WALLINGFORD, PA.

Year	ERA	W-L	APP	GS	CG	SHO	SV	IP	H	R	ER	BB	SO	2B	3B	HR	BF	BAA	WP	HBP	BK	SFA	SHA
2024	-	-	-	-	-	-	-	-	-	-	-	-	-	-	-	-	-	-	-	-	-	-	-
TOTAL	-	-	-	-	-	-	-	-	-	-	-	-	-	-	-	-	-	-	-	-	-	-	-

#21 WILL PERKOWSKI 1B/P R/R FR. 6-4/200 NEW BOSTON, N.H.

Year	Avg	GP-GS	AB	R	H	2B	3B	HR	RBI	TB	SLG%	BB	HBP	SO	GDP	OB%	SF	SH	SB-ATT	PO	A	E	FLD%
2024	-	-	-	-	-	-	-	-	-	-	-	-	-	-	-	-	-	-	-	-	-	-	-
TOTAL	-	-	-	-	-	-	-	-	-	-	-	-	-	-	-	-	-	-	-	-	-	-	-
Year	ERA	W-L	APP	GS	CG	SHO	SV	IP	H	R	ER	BB	SO	2B	3B	HR	BF	BAA	WP	HBP	BK	SFA	SHA
2024	11.85	0-3	12	0	0	0/0	0	13.2	22	18	18	9	15	3	0	2	74	.361	1	3	0	1	0
TOTAL	11.85	0-3	12	0	0	0/0	0	13.2	22	18	18	9	15	3	0	2	74	.361	1	3	0	1	0

HEAD COACH MIKE GAMBINO



Mike Gambino was hired on July 3, 2023 as the 15th head coach in Penn State baseball program history. Gambino takes over the Penn State Baseball program after 13 years at the helm of his alma mater Boston College.

In 13 seasons leading the Eagles, Gambino ranks second in program history in wins (291) while guiding Boston College to a pair of NCAA Regional appearances in 2016 and 2023 and an NCAA Super Regional appearance in 2016. He had five seasons of 25 or more wins and eight seasons with 10 or more ACC wins. BC also appeared in the ACC Championship Tournament four times under Gambino's tutelage, including berths in three of four years for the first time since Boston College joined the ACC in 2006.

Gambino has a long history of developing Major League Baseball talent with 34 draft picks in his 13 years at BC. He had three first round picks and eight picks in the first five rounds of the MLB Draft in his BC tenure. Four former Boston College players appeared in MLB games in 2023: outfielder Jake Alu (Washington Nationals), outfielder Sal Frelick (Milwaukee Brewers), pitcher Michael King (New York Yankees) and pitcher Emmet Sheehan (Los Angeles Dodgers). Five of Gambino's former BC players have reached the major leagues.

He coached five All-American selections and five Freshman All-Americans at Boston College. Gambino guided 16 All-ACC selections, including 2021 ACC Player of the Year Sal Frelick.

In his time at Boston College, Gambino put together five recruiting classes ranked among the nation's Top 60 by Perfect Game.

In 2023, Gambino guided the Eagles to a 37-20 overall record and 16-14 mark in ACC play. The 37 overall wins tie the program record set by the 2005 squad and the 16 ACC victories are also a highwater mark for the program topping the 14 victories by the 2010 team. Boston College logged 12 ranked wins, including a thrilling 7-6 victory over No. 2 Tennessee in 10 innings, on the way to playing in the Tuscaloosa Regional and reaching the regional final. The Eagles were ranked for 12 weeks in the D1Baseball Poll, reaching as high as ninth. Three of Gambino's players earned All-ACC accolades, including Chris Flynn claiming second-team All-ACC as a starting pitcher.

Gambino's pitching staff ranked 26th in the country in strikeout-to-walk ratio (2.54) and 26th in walks allowed per nine innings (3.58). Boston College held fifth in the country, and led the ACC, with a .982 fielding percentage.

The 2022 MLB Draft saw four of Gambino's student-athletes be chosen, led by second baseman Luke Gold, who was selected in the fifth round by the Detroit Tigers. Pitchers Mason Pelio (Reds - 12th round), Joe Mancini (Astros - 15th round) and Max Gieg (Angels - 18th round) were also chosen in the draft.

In 2021, an impressive three players were selected in the first six rounds of the MLB Draft headlined by outfielder Sal Frelick, who was the 15th overall pick by the Milwaukee Brewers. Shortstop Cody Morissette was picked in the second round by the Miami Marlins and pitcher Emmet Sheehan was selected in the sixth round by the Los Angeles Dodgers.

Gambino led BC to a 31-27 record in 2019 and the Eagles reached the ACC semifinals as the 12th seed with wins over Clemson and top-seeded Louisville. A program-record five Eagles earned All-ACC, led by All-ACC first team pitcher Dan Metzdorf, who was a fifth-round pick for the Chicago White Sox and led the ACC with a 2.30 ERA. Jake Alu (Nationals - 24th round) and Matt Gill (Reds - 27th round) were also chosen during the 2019 MLB Draft.

In 2018, outfielder Chris Galland earned All-ACC third team accolades and Collegiate Baseball News Freshman All-America honors. The 2018 MLB Draft had four of Gambino's players selected with Jake Palomaki (Rays - 18th round), Jacob Stevens (Diamondbacks - 21st round), Brian Rapp (Twins - 26th round) and Dan Metzdorf (Yankees - 38th round).

In 2017, the Eagles returned to the ACC Championship Tournament for the first time since 2010. BC won 10 of its last 15 ACC games with sweeps over Notre Dame and NC State.

Gambino guided the 2016 Eagles to 35 wins, the most since 2005 and third-highest total in program history. They also tallied 13 ACC wins, the most since 2010, while their six conference series victories set a school record. Gambino led the Eagles to a sweep in the Oxford Regional as the third seed to advance to the program's first NCAA Super Regional. BC finished the season in the Top 25 of all four major polls for the first time in program history (15th - D1Baseball, 16th - Baseball America, NCBWA and 21st - USA Today/Coaches Poll).

For his efforts, Gambino was named the 2016 American Baseball Coaches Association (ABCA) Northeast Region Coach of the Year, a finalist for D1Baseball Coach of the Year and earned a spot on the website's top-10 coaching performances of the season.

Gambino proteges were selected in the first round of the MLB Draft in back-to-back years for the first time in program history in 2015 and 2016. Chris Shaw was selected 31st overall by the San Francisco Giants in 2015 and Justin Dunn was taken 19th overall by the New York Mets in 2016. Overall, five players were drafted in 2016: Dunn, Michael King (12th round), Jesse Adams (14th round), Nick Sciortino (19th round) and Joe Cronin (34th round).

Gambino was an assistant coach for four seasons at Virginia Tech prior to his move to Boston College. He served as the Hokies' recruiting coordinator and worked with the hitters and infielders. In his four years, he saw 15 players get drafted in the MLB Draft, including nine in 2010.

Gambino also spent two years as a regional scout for the Detroit Tigers and was an assistant coach at Boston College from 2003-05.

Gambino played for the Eagles from 1997-2000, starting 166 games in the middle infield. He posted a career batting average of .313 with 22 doubles, eight home runs, 87 RBIs and 117 runs. His 78 hits in 2000 were a program record that stood until 2011. Gambino's 52 runs his final year are in the top 10 in BC history.

The Garrison, New York native was a first-team All-Big East, All-New England and All-Northeast region honoree following his senior campaign. He also earned second-team All-New England and Big East Academic Team accolades during his playing career.

Gambino played two seasons in the Boston Red Sox minor league system. He spent the 2000 season with the Augusta Green Jackets before splitting the 2001 season between Augusta and the Lowell Spinners. In 2002, the Red Sox hired Gambino as a special assistant to the Major League staff before heading back to Lowell for a coaching role with the Spinners just prior to the June draft. Following his stint in Lowell, the Red Sox sent Gambino to the MLB Scout Development Program.

Gambino received his bachelor's degree from Boston College in English and theology. He and his wife, Jill, have two children, Sonny and Callahan.

OVERALL STATS

The Automated ScoreBook
 Overall Statistics for Penn State (as of Apr 16, 2024)
 (All games Sorted by Batting avg)

Record: 18-15 Home: 8-5 Away: 5-8 Neutral: 5-2 Conference: 5-7

Player	avg	gp-gs	ab	r	h	2b	3b	hr	rbi	tb	slg%	bb	hp	so	gdp	ob%	sf	sh	sb-att	po	a	e	fld%	
40 Marr, J.T.	.416	33-32	137	32	57	10	0	6	36	85	.620	10	1	15	3	.450	3	0	0-0	90	7	1	.990	
28 Marsh, Bobby	.376	33-32	117	26	44	9	1	3	31	64	.547	11	6	21	2	.449	2	0	3-5	35	1	1	.973	
12 Cecere, Adam	.342	33-33	114	35	39	8	0	12	35	83	.728	28	8	33	2	.487	4	0	7-8	80	3	4	.954	
1 Jaconski, Joe	.320	33-32	122	34	39	7	0	5	24	61	.500	27	4	29	1	.446	4	2	3-6	199	18	2	.991	
23 Molinaro, Bryce	.317	33-33	126	29	40	8	1	6	28	68	.540	19	5	39	2	.416	4	0	2-3	31	52	4	.954	
18 Maloney, Matt	.295	26-24	88	16	26	8	0	1	28	37	.420	11	3	17	1	.385	2	0	1-3	144	12	1	.994	
0 Norris, Grant	.272	33-33	125	24	34	6	0	9	30	67	.536	14	3	35	5	.354	2	1	4-5	47	70	12	.907	
13 Kelley, Tayven	.244	30-22	82	20	20	1	1	2	13	29	.354	10	2	23	1	.337	1	0	3-5	58	1	0	1.000	
2 Hannon, Kyle	.200	32-32	115	26	23	5	2	1	15	35	.304	18	0	22	3	.306	1	0	11-14	73	74	5	.967	

19 Cease, Derek	.400	12-1	5	3	2	0	0	0	1	2	.400	0	0	2	0	.400	0	0	1-2	6	4	1	.909	
3 Gerlott, Billy	.286	19-11	42	14	12	5	0	1	3	20	.476	6	2	10	0	.400	0	2	0-1	30	2	0	1.000	
32 Michaels, Kevin	.216	17-12	37	6	8	0	0	1	5	11	.297	8	5	6	1	.404	2	0	1-1	51	16	1	.985	
14 DiMartini, Michael	.200	7-0	5	1	1	0	0	0	0	1	.200	1	0	3	0	.333	0	0	0-0	0	0	0	.000	
7 Pittaro, C.J.	.000	2-0	2	0	0	0	0	0	0	0	.000	0	0	1	0	.000	0	0	0-0	0	0	0	.000	
35 Zorn, Adin	.000	3-0	0	2	0	0	0	0	0	0	.000	0	0	0	0	.000	0	0	0-0	0	0	0	.000	
Totals	.309	33	1117	268	345	67	5	47	249	563	.504	163	39	256	21	.407	25	5	36-53	853	291	39	.967	
Opponents	.275	33	1115	237	307	53	5	38	214	484	.434	169	47	230	23	.391	8	9	35-47	839	277	34	.970	

LOB - Team (243), Opp (259). DPs turned - Team (29), Opp (27). IBB - Team (1), Norris, G. 1, Opp (2). Picked off - Hannon, K. 3, Molinaro, B. 2, Norris, G. 1, Cecere, A. 1, Maloney, M. 1.

(All games Sorted by Earned run avg)

Player	era	w-l	app	gs	cg	sho	sv	ip	h	r	er	bb	so	2b	3b	hr	b/avg	wp	hp	bk	sfa	sha
33 Luensmann, Travis	4.78	4-1	9	9	0	0/0	0	43.1	30	27	23	35	36	5	1	3	.197	2	7	1	2	1

19 Cease, Derek	0.00	0-0	1	0	0	0/0	0	1.0	0	0	0	2	1	0	0	0	.000	0	0	0	0	0
9 Throneberry, Connor	3.09	2-0	11	0	0	0/0	0	11.2	10	9	4	12	9	3	1	0	.233	3	1	0	1	1
15 Lee, David	4.87	1-1	16	0	0	0/0	3	20.1	20	14	11	8	19	3	1	1	.250	2	6	0	0	1
20 Sanchez, Frankie	5.40	2-1	7	5	0	0/0	0	23.1	23	14	14	10	21	4	1	5	.256	2	3	0	0	0
27 Horwat, Mason	6.04	2-1	11	2	0	0/0	1	25.1	22	21	17	16	19	2	0	2	.224	5	2	0	0	0
16 Lordi, James	6.30	0-0	7	0	0	0/0	0	10.0	15	7	7	3	7	3	0	1	.366	0	3	0	0	1
30 Steele, Anthony	6.55	2-1	15	0	0	0/0	0	22.0	14	16	16	17	23	3	0	1	.182	5	4	0	0	1
11 Butash, Mason	6.59	1-3	14	6	0	0/0	1	27.1	29	22	20	18	24	5	0	2	.290	0	4	0	1	0
26 Morash, Matt	7.08	0-0	11	2	0	0/0	0	20.1	29	17	16	9	16	4	1	6	.330	1	2	0	0	0
10 DeMell, Ben	7.41	0-0	15	0	0	0/0	2	17.0	23	15	14	12	13	4	0	3	.299	5	2	0	0	1
31 DeGaetano, Chic	7.82	1-3	14	0	0	0/0	0	12.2	15	13	11	9	13	3	0	2	.294	1	4	0	0	1
24 Henline, Jaden	8.63	3-0	8	8	0	0/0	0	32.1	43	33	31	7	12	9	0	8	.326	2	5	0	3	2
21 Perkowski, Will	11.85	0-3	12	0	0	0/0	0	13.2	22	18	18	9	15	3	0	2	.361	1	3	0	1	0
29 Kohls, Carson	23.62	0-1	1	1	0	0/0	0	2.2	7	7	7	1	1	1	0	1	.500	0	1	0	0	0
22 Wingenroth, Brandon	27.00	0-0	2	0	0	0/0	0	1.1	5	4	4	1	1	1	0	1	.556	0	0	0	0	0
Totals	6.74	18-15	33	33	0	0/0	7	284.1	307	237	213	169	230	53	5	38	.275	29	47	1	8	9
Opponents	7.76	15-18	33	33	0	0/0	7	279.2	345	268	241	163	256	67	5	47	.309	33	39	4	25	5

PB - Team (7), Maloney, M. 5, Marr, J.T. 2, Opp (7). Pickoffs - Team (5), Maloney, M. 1, Steele, A. 1, Sanchez, F. 1, Luensmann, T 1, Lordi, J. 1, Opp (9). SBA/ATT - Maloney, M. (21-27), Marr, J.T. (14-18), Luensmann, T (3-6), Sanchez, F. (4-6), Butash, M. (3-6), Morash, M. (4-5), DeMell, B. (4-4), DeGaetano, C (4-4), Perkowski, W (2-3), Steele, A. (3-3),

CONFERENCE STATS

The Automated ScoreBook
 Conference statistics for Penn State (as of Apr 14, 2024)
 (Conference games only Sorted by Batting avg)

Record: 5-7 Home: 4-2 Away: 1-5 Conference: 5-7

Player	avg	gp-gs	ab	r	h	2b	3b	hr	rbi	tb	slg%	bb	hp	so	gdp	ob%	sf	sh	sb-att	po	a	e	fld%	
28 Marsh, Bobby	.479	12-12	48	14	23	5	1	2	17	36	.750	3	1	11	0	.509	1	0	0-1	18	0	0	1.000	
23 Molinaro, Bryce	.386	12-12	44	12	17	2	1	4	10	33	.750	9	1	12	1	.500	0	0	1-2	6	20	2	.929	
12 Cecere, Adam	.367	12-12	49	11	18	3	0	6	16	39	.796	4	1	13	1	.411	2	0	3-3	29	0	3	.906	
40 Marr, J.T.	.340	12-12	50	11	17	3	0	5	17	35	.700	3	0	5	2	.364	2	0	0-0	34	2	0	1.000	
1 Jaconski, Joe	.333	12-12	51	17	17	3	0	3	11	29	.569	6	1	10	0	.407	1	0	1-1	81	6	0	1.000	
18 Maloney, Matt	.273	10-9	33	6	9	4	0	0	6	13	.394	3	2	6	0	.368	0	0	1-2	48	2	0	1.000	
0 Norris, Grant	.271	12-12	48	8	13	1	0	5	13	29	.604	2	2	11	1	.321	1	0	0-0	17	19	4	.900	
13 Kelley, Tayven	.269	10-8	26	8	7	1	0	0	2	8	.308	7	1	7	1	.441	0	0	0-1	20	0	0	1.000	
2 Hannon, Kyle	.171	12-12	41	9	7	1	1	0	3	10	.244	5	0	7	0	.255	1	0	0-1	32	26	3	.951	

32 Michaels, Kevin	.231	5-4	13	3	3	0	0	1	1	6	.462	1	2	4	0	.375	0	0	1-1	5	6	0	1.000	
3 Gerlott, Billy	.100	5-3	10	1	1	1	0	0	0	2	.200	2	1	4	0	.308	0	0	0-0	9	1	0	1.000	
14 DiMartini, Michael	.000	3-0	3	0	0	0	0	0	0	0	.000	0	0	2	0	.000	0	0	0-0	0	0	0	.000	
19 Cease, Derek	.000	5-0	1	1	0	0	0	0	0	0	.000	0	0	1	0	.000	0	0	0-0	2	2	0	1.000	
7 Pittaro, C.J.	.000	1-0	1	0	0	0	0	0	0	0	.000	0	0	0	0	.000	0	0	0-0	0	0	0	.000	
35 Zorn, Adin	.000	1-0	0	1	0	0	0	0	0	0	.000	0	0	0	0	.000	0	0	0-0	0	0	0	.000	
Totals	.316	12	418	102	132	24	3	26	96	240	.574	45	12	93	6	.391	8	0	7-12	304	96	14	.966	
Opponents	.291	12	416	104	121	20	2	21	92	208	.500	63	20	77	5	.405	5	1	10-11	305	105	12	.972	

LOB - Team (76), Opp (97). DPs turned - Team (8), Opp (11). IBB - Team (0), Opp (1). Picked off - Maloney, M. 1, Molinaro, B. 1, Cecere, A. 1.

(Conference games only Sorted by Earned run avg)

Player	era	w-l	app	gs	cg	sho	sv	ip	h	r	er	bb	so	2b	3b	hr	b/avg	wp	hp	bk	sfa	sha
33 Luensmann, Travis	4.58	2-0	4	4	0	0/0	0	19.2	16	13	10	16	20	3	1	1	.219	0	2	1	1	1
24 Henline, Jaden	6.50	1-0	4	4	0	0/0	0	18.0	18	15	13	3	7	3	0	6	.257	1	4	0	2	0
20 Sanchez, Frankie	7.71	1-1	4	3	0	0/0	0	14.0	18	12	12	5	10	3	0	5	.305	2	3	0	0	0

31 DeGaetano, Chic	3.86	1-1	4	0	0	0/0	0	2.1	3	1	1	0	1	1	0	1	.300	1	0	0	0	0
9 Throneberry, Connor	4.50	0-0	2	0	0	0/0	0	2.0	2	5	1	3	0	1	0	0	.250	1	1	0	1	0
16 Lordi, James	4.50	0-0	2	0	0	0/0	0	2.0	3	1	1	0	1	0	0	0	.375	0	1	0	0	0
15 Lee, David	6.00	0-0	5	0	0	0/0	0	6.0	4	5	4	4	6	1	1	0	.182	0	1	0	0	0
27 Horwat, Mason	7.00	0-1	5	0	0	0/0	0	9.0	9	7	7	8	6	0	0	1	.257	4	1	0	0	0
26 Morash, Matt	7.11	0-0	3	1	0	0/0	0	6.1	8	5	5	3	9	0	0	3	.296	0	0	0	0	0
30 Steele, Anthony	13.50	0-1	6	0	0	0/0	0	6.2	4	10	10	9	6	1	0	0	.174	1	3	0	0	0
11 Butash, Mason	13.50	0-1	4	0	0	0/0	0	5.1	11	9	8	4	2	3	0	0	.440	0	2	0	0	0
10 DeMell, Ben	16.20	0-0	3	0	0	0/0	0	1.2	5	4	3	1	1	1	0	1	.455	3	0	0	0	0
21 Perkowski, Will	16.71	0-2	6	0	0	0/0	0	7.0	15	13	13	6	7	2	0	2	.417	1	2	0	1	0
22 Wingenroth, Brandon	27.00	0-0	2	0	0	0/0	0	1.1	5	4	4	1	1	1	0	1	.556	0	0	0	0	0
Totals	8.17	5-7	12	12	0	0/0	0	101.1	121	104	92	63	77	20	2	21	.291	14	20	1	5	1
Opponents	8.23	7-5	12	12	0	0/0	4	101.2	132	102	93	45	93	24	3	26	.316	13	12	1	8	0

PB - Team (4), Maloney, M. 3, Marr, J.T. 1, Opp (3). Pickoffs - Team (1), Maloney, M. 1, Opp (4). SBA/ATT - Maloney, M. (6-7), Morash, M. (4-4), Marr, J.T. (4-4), Sanchez, F. (2-2), Luensmann, T (1-2), Perkowski, W (1-1), Steele, A. (1-1), Throneberry, C. (1-1)

RADIO/TV ROSTER



0 Grant
Norris
IF, Gr.



1 Joe
Jaconski
IF, Jr.



2 Kyle
Hannon
IF/OF, Sr.



3 Billy
Gerlott
OF, R-Jr.



4 Martin
Howell
C, Fr.



6 Ty
Torti
IF, So.



7 C.J.
Pittaro
IF, Sr.



8 Mike
Lucarelli
IF, Fr.



9 Connor
Throneberry
RHP, R-So.



10 Ben
DeMell
RHP, R-So.



11 Mason
Butash
RHP, Fr.



12 Adam
Cecere
OF, Gr.



13 Tayven
Kelley
OF, Sr.+



14 Michael
DiMartini
IF, Fr.



15 David
Lee
RHP, Sr.



16 James
Lordi
LHP, R-Fr.



18 Matt
Maloney
C, Jr.



19 Derek
Cease
IF, Jr.



20 Frankie
Sanchez
RHP, Jr.



21 Will
Perkowski
1B/RHP, Fr.



22 Brandon
Wingenroth
RHP, R-Fr.



23 Bryce
Molinaro
IF, So.



24 Jaden
Henline
RHP, Sr.



25 Chase
Renner
RHP, Jr.



26 Matt
Morash
LHP, Fr.



27 Mason
Horwat
RHP, Fr.



28 Bobby
Marsh
OF/1B, So.



29 Carson
Kohls
RHP, Sr.



30 Anthony
Steele
LHP, Jr.



31 Chic
DeGaetano
RHP, Gr.



32 Kevin
Michaels
IF, Gr.



33 Travis
Luensmann
RHP, Sr.



34 CJ
Carmichael
IF, R-Fr.



35 Adin
Zorn
OF, Fr.



36 Aiden
Coleman
RHP, R-Fr.



38 Alex
Pak
LHP, Fr.



40 J.T.
Marr
C, Gr.



41 Zach
Mizrahi
LHP, Jr.



43 Jacob
Coffin
LHP, So.



46 Jack
Messina
1B/LHP, Fr.

