



2024 PENN STATE BASEBALL

PENN STATE VS. INDIANA | APRIL 12-14, 2024 | BLOOMINGTON, IND.

2024 SCHEDULE

Date Opponent Time/Result

FEBRUARY

16	vs. Monmouth ¹	W, 6-5 (10)
17	vs. Army ¹	W, 4-3
17	vs. Monmouth ¹	L, 3-10
18	vs. Army ¹	W, 12-4
23	at Stanford	W, 15-4
24	at Stanford	W, 13-2 (7)
25	at Stanford	L, 5-9

MARCH

1	at Davidson	Canceled
2	at Davidson	L, 2-14 (7)
3	at Davidson (DH)	W, 14-7/W, 6-4
5	at #10 Virginia	L, 3-6
8	vs. Harvard ¹	W, 5-3/W, 8-7 (10)
10	vs. Harvard ¹	L, 5-6
14	UMASS LOWELL	W, 3-2
15	UMASS LOWELL	L, 9-11
16	UMASS LOWELL	W, 21-14
19	ST. BONAVENTURE	L, 7-9
20	BUCKNELL	PPD
22	MICHIGAN*	W, 4-3
23	MICHIGAN*	L, 6-9
24	MICHIGAN*	L, 6-11
26	PITT	W, 10-1
29	at Illinois*	L, 10-14
30	at Illinois* (DH)	L, 6-17 (8)/L, 8-12

APRIL

2	BUCKNELL	Canceled
5	NORTHWESTERN*	W, 8-4
6	NORTHWESTERN*	W, 12-7
7	NORTHWESTERN*	W, 15-1 (7)
9	FDU	W, 12-2 (8)
12	at Indiana*	6 p.m.
13	at Indiana*	2 p.m.
14	at Indiana*	1 p.m.
16	KENT STATE	5:30 p.m.
19	at Michigan State* (BTN)	8 p.m.
20	at Michigan State*	3:35 p.m.
21	at Michigan State*	1:05 p.m.
24	WEST VIRGINIA	5:30 p.m.
26	MINNESOTA*	5:30 p.m.
27	MINNESOTA*	12:30 p.m.
28	MINNESOTA*	1 p.m.

MAY

3	at Navy	TBD
4	at Navy	6 p.m.
5	at Navy	1 p.m.
8	at West Virginia (ESPN2)	7 p.m.
10	RUTGERS*	5:30 p.m.
11	RUTGERS*	2 p.m.
12	RUTGERS*	1 p.m.
14	at Pitt	3 p.m.
16	at Maryland*	6:30 p.m.
17	at Maryland*	6:30 p.m.
18	at Maryland*	2 p.m.
21-26	Big Ten Tournament ²	TBD

¹USA Baseball Complex (Cary, N.C.)
²Charles Schwab Field (Omaha, Neb.)

All Times Eastern

Rankings are D1Baseball

All Times Eastern

STRATEGIC COMMUNICATIONS

Primary Contact.....Paul Marboe
Cell Phone814-777-7604
Emailprms5118@psu.edu

PENN STATE NITTANY LIONS

(17-12, 4-5 BIG TEN)



vs.

INDIANA HOOSIERS

(18-15, 3-3 BIG TEN)



GOPSUSPORTS.COM | @PENNSTATEBASE | MEDLAR FIELD AT LUBRANO PARK
BIG+ | RADIO: 1450 AM/103.7 FM

ONLINE | Links to live video, live audio and live stats available at GoPSUSports.com

LEADING OFF

- Penn State travels to Bloomington to take on Indiana in a three-game series.
- The Nittany Lions are 43-47 all-time against the Hoosiers.
- Last season, Penn State won one of three games in Happy Valley.
- Penn State enters the series on a four-game win streak.
- Penn State is coming off a 12-2 win over FDU on Tuesday.
- The top four hitters in the lineup each had at least three hits.
- In Big Ten play, Bobby Marsh is hitting .486 with 14 RBI, while Bryce Molinaro is batting .469.
- Marsh has multiple hits and multiple RBI in each of the last five games.
- J.T. Marr ranks second in the Big Ten with a .421 average and 51 total hits.
- Adam Cecere enters the weekend leading the Big Ten in OPS (1.211), slugging percentage (.704) and on-base percentage (.507), while tying for the Big Ten lead with nine homers.
- As a team, Penn State paces the Big Ten in slugging percentage (.499) and is one of two Big Ten teams, joining Indiana, with seven players owning 21+ RBI.

PROJECTED STARTERS



Travis Luensmann
RHP | Sr. | 6-6 | 234
Altoona, Pa.
8 Appearances/8 Starts
3-1, 4.86 ERA, 28K/30BB



Jaden Henline
RHP | Sr. | 6-2 | 170
New Cumberland, Pa.
7 Appearances/7 Starts
3-0, 7.71 ERA, 11K/5BB



Frankie Sanchez
RHP | Jr. | 6-0 | 195
Kendall Park, N.J.
6 Appearances/4 Starts
2-0, 3.72 ERA, 16K/7BB

LAST GAME LINEUP

No.	Name	Pos.	B/T	Ht./Wt.	Yr.	AVG	HR	RBI
40	J.T. Marr	C	L/R	6-0/190	Gr.	.421	4	30
2	Kyle Hannon	1B	L/R	5-10/186	Sr.	.214	1	15
32	Kevin Michaels	2B	R/R	5-11/175	Gr.	.250	1	5
0	Grant Norris	SS	R/R	6-1/192	Gr.	.284	8	27
23	Bryce Molinaro	3B	R/R	6-0/190	So.	.324	4	25
28	Bobby Marsh	LF	L/L	6-3/194	So.	.380	2	27
1	Joe Jaconski	CF	L/R	6-0/190	Jr.	.321	3	21
12	Adam Cecere	RF	L/R	6-4/230	Gr.	.347	9	29
18	Matt Maloney	DH	L/R	5-11/170	Jr.	.312	1	25

Other Possible Starters:

3	Billy Gerlott	OF	R/R	6-1/181	R-Jr.	.286	1	3
13	Tayven Kelley	OF	R/R	6-3/198	Sr.+	.221	2	13
19	Derek Cease	IF	R/R	5-8/150	Jr.	.400	0	1

No.	Name	Pos.	B/T	Yr.	Ht.	Wt.	Hometown/High School/Last School
0	Grant Norris	IF	R/R	Gr.	6-1	192	Somerset, Pa./Somerset Area/Duke
1	Joe Jaconski	IF/OF	L/R	Jr.	6-0	190	Plymouth Meeting, Pa./Plymouth Whitemarsh/North Carolina
2	Kyle Hannon	IF/OF	L/R	Sr.	5-10	186	Harrisburg, Pa./Red Land
3	Billy Gerlott	OF	R/R	R-Jr.	6-1	181	Auburn, Pa./Blue Mountain
4	Martin Howell	C	R/R	Fr.	6-2	205	Gillette, N.J./Watchung Hills Regional
6	Ty Torti	IF	S/R	So.	5-11	192	Raleigh, N.C./Pro5 Baseball Academy
7	C.J. Pittaro	IF	L/R	Sr.	6-1	204	Hamilton, N.J./Steinert/Vanderbilt
8	Mike Lucarelli	IF	L/R	Fr.	6-0	195	Marlton, N.J./Paul VI
9	Connor Throneberry	P	R/R	R-So.	6-6	235	St. Louis, Mo./Marquette Senior
10	Ben DeMell	P	L/R	R-So.	6-5	205	Concord, Ohio/Gilmour Academy
11	Mason Butash	P	R/R	Fr.	6-2	195	Chantilly, Va./Freedom
12	Adam Cecere	OF/IF	L/R	Gr.	6-4	230	Adams Township, Pa./Forest Hills/Wake Forest
13	Tayven Kelley	OF	R/R	R-Sr.	6-3	198	Boiling Springs, Pa./Cedar Cliff
14.	Michael DiMartini	IF	R/R	Fr.	6-1	205	South Fayette, Pa./South Fayette
15	David Lee	OF/P	R/R	Sr.	6-2	210	Pittsburgh, Pa./Thomas Jefferson/California (Pa.)
16	James Lordi	P	L/L	R-Fr.	6-0	192	Jim Thorpe, Pa./Jim Thorpe Area
18	Matt Maloney	C	L/R	Jr.	5-11	170	Windham, N.H./Central Catholic
19	Derek Cease	IF/P	R/R	Jr.	5-8	150	Plymouth, Pa./Greater Nanticoke Area
20	Frankie Sanchez	P	L/R	Jr.	6-0	195	Kendall Park, N.J./South Brunswick/Southern New Hampshire
21	Will Perkowski	1B/P	R/R	Fr.	6-4	230	New Boston, N.H./Goffstown
22	Brandon Wingenroth	P	R/R	R-Fr.	6-1	170	Manheim, Pa./Lancaster Catholic
23	Bryce Molinaro	IF	R/R	So.	6-0	190	Drums, Pa./Hazleton Area/St. John's
24	Jaden Henline	P	L/R	Sr.	6-2	170	New Cumberland, Pa./Red Land
25	Chase Renner	P	R/R	Jr.	6-4	200	Alburtis, Pa./Brandywine Heights
26	Matt Morash	P	L/L	Fr.	6-0	200	Westford, Mass./Westford Academy
27	Mason Horwat	P	R/R	Fr.	6-1	185	Pittsburgh, Pa./Avonworth
28	Bobby Marsh	OF/1B	L/L	So.	6-3	194	Bellefonte, Pa./Bellefonte Area/Florida Atlantic
29	Carson Kohls	P	R/R	Sr.	6-0	209	Sacramento, Calif./El Camino
30	Anthony Steele	1B/OF/P	L/L	Jr.	6-4	230	Shelton, Conn./Shelton
31	Chic DeGaetano	P	R/R	Gr.	6-2	214	Sugarloaf, Pa./Hazleton Area/Villanova
32	Kevin Michaels	IF	R/R	Gr.	5-11	175	Encinitas, Calif./Canyon Crest Academy/St. John's
33	Travis Luensmann	P	R/R	Sr.	6-6	234	Altoona, Pa./Bellewood-Antis/South Carolina
34	CJ Carmichael	IF	R/R	R-Fr.	6-1	170	Lancaster, Ohio/Bloom Carroll
35	Adin Zorn	OF	R/R	Fr.	6-2	180	Aliquippa, Pa./Sewickley Acadmy
36	Aiden Coleman	P	L/L	R-Fr.	5-10	163	Tyrone, Pa./Tyrone Area
38	Alex Pak	P	L/L	Fr.	6-1	195	Wallingford, Pa./Strath Haven
40	J.T. Marr	C	L/R	Gr.	6-0	190	Fort Mill, S.C./Fort Mill/College of Charleston
41	Zach Mizrahi	P	L/L	Jr.	6-1	195	Jacksonville, Fla./Mandarin
43	Jacob Coffin	P	S/L	So.	6-0	161	Apex, N.C./Pro5 Baseball Academy
46	Jack Messina	1B/P	L/L	Fr.	6-0	205	State College, Pa./State College Area

ALPHABETICAL ROSTER

11	Mason Butash
34	CJ Carmichael
19	Derek Cease
12	Adam Cecere
43	Jacob Coffin
36	Aiden Coleman
31	Chic DeGaetano
10	Ben DeMell
14	Michael DiMartini
3	Billy Gerlott
2	Kyle Hannon
24	Jaden Henline
27	Mason Horwat
4	Martin Howell
1	Joe Jaconski
13	Tayven Kelley
29	Carson Kohls
15	David Lee
16	James Lordi
8	Mike Lucarelli
33	Travis Luensmann
18	Matt Maloney
40	J.T. Marr
28	Bobby Marsh
46	Jack Messina
32	Kevin Michaels
41	Zach Mizrahi
23	Bryce Molinaro
26	Matt Morash
0	Grant Norris
38	Alex Pak
21	Will Perkowski
7	C.J. Pittaro
25	Chase Renner
20	Frankie Sanchez
30	Anthony Steele
9	Connor Throneberry
6	Ty Torti
22	Brandon Wingenroth
35	Adin Zorn

PRONUNCIATION GUIDE

19	Derek Cease	See-ce
12	Adam Cecere	Suh-SEAR-ee
10	Ben DeMell	Duh-Mel
31	Chic DeGaetano	Day-guh-tahn-oh
1	Joe Jaconski	Juh-CON-ski
3	Billy Gerlott	GRR-Lot
16	James Lordi	Lord-eye
33	Travis Luensmann	Linns-min
8	Mike Lucarelli	Lou-cuh-relli
46	Jack Messina	Muh-SEE-na
41	Zach Mizrahi	Miz-RA-he
21	Will Perkowski	Pur-Cow-Ski
7	C.J. Pittaro	Pi-TAR-o

ROSTER BREAKDOWN BY STATE

California - 2	New Hampshire - 2
Connecticut - 1	North Carolina - 2
Florida - 1	Ohio - 2
Massachusetts - 1	Pennsylvania - 22
Missouri - 1	South Carolina - 1
New Jersey - 4	Virginia - 1

ROSTER BREAKDOWN BY ELIGIBILITY

Freshmen - 13
Sophomores - 6
Juniors - 8
Seniors/Graduates - 12

ROSTER BREAKDOWN BY POSITION

Catchers - 3	Left-Handed Pitchers - 8
Infielders - 16	Right-Handed Pitchers - 14
Outfielders - 9	

PENN STATE QUICK FACTS

GENERAL INFORMATION

Location..... University Park, Pa.
 Founded..... 1855
 Enrollment 48,535
 Colors Blue and White
 Conference..... Big Ten
 Nickname Nittany Lions
 President Dr. Neeli Bendapudi
 VP for Intercollegiate Athletics..... Dr. Patrick Kraft

TEAM INFORMATION

2024 Record 17-12
 2024 Big Ten Record 4-5
 Postseason N/A
 All-Time Record (Years) 2,146-1,588-21 (135)
 All-Time Big Ten Record (Years) 344-449 (32)
 NCAA Tournament Appearances 19
 NCAA Tournament Record 25-24
 NCAA Super Regional Appearances 1
 College World Series Appearances 5
 (1952, 1957, 1959, 1963, 1973)
 Best CWS Finish Second (1957)
 Last NCAA Tournament Appearance 2000

BASEBALL STAFF

Head Coach Mike Gambino
 PSU Record (Years) 17-12 (1st)
 Career Record (Years) 308-378 (14th)
 Associate Head Coach Scott Loiseau
 Assistant Coaches
 Nick Puccio (Hitting)
 Will Jauss (Pitching)
 Director of Pitching Technology
 Mason Mellott
 Director of Program Development/Alumni
 Relations..... Ryan Wheeler
 Dir. of Operations/Player Development...
 Jake Stone
 Athletic Performance..... Andrew Sanders
 Athletic Trainer..... Robin Martin

STADIUM INFORMATION

Home Stadium ... Medlar Field at Lubrano Park
 PSU Record..... 205-153
 First Season 2007
 Capacity 5,406
 Press Box Phone (814) 441-9145

MEDIA RELATIONS INFORMATION

Baseball Contact Paul Marboe
 Cell Phone (814) 777-7604
 Email prm5118@psu.edu
 Website GoPSUsports.com
 Twitter @PennStateBASE
 Instagram @PennStateBASE
 Facebook Page facebook.com/
 pennstatebaseball

The Marr-Chine Keeps Hitting

- Grad student J.T. Marr's season average sits at .421 with a team-best 51 hits and 30 RBI.
- Marr ranks second in the Big Ten with his .421 average, while ranking 18th in the country.
- He also ranks eighth in the nation, and second in the Big Ten, averaging 1.76 hits per game.
- Marr holds 27th in the country, and second in the conference, with 51 total hits.
- He owns 16 multi-hit games, including five against Big Ten opponents, and nine multi-RBI games. Marr has two games with four hits and five games with three hits.
- Marr tied a PSU game record with three doubles against FDU on Tuesday.
- Among his 51 knocks, he has 10 doubles and four homers to go with 27 runs and a 1.062 OPS, good for ninth in the Big Ten. He has three homers and 11 RBI in conference play.

Newcomers Leading Balanced Lineup

- The Nittany Lions lead the Big Ten in slugging percentage (.499; 1st) and sac flies (23; 1st) and rank Top 5 in the conference in on-base percentage (.415; 2nd), runs per game (8.2; 3rd), batting average (.315; 3rd), home runs per game (1.24; 3rd), total home runs (36; 4th), doubles per game (2.14; 5th) and total runs (238; 5th).
- Penn State has six players with a .312 or better average, six with a .400+ on-base percentage and seven with a .400+ slugging percentage.
- Penn State and Indiana are the only Big Ten teams with seven players owning at least 21 RBI.
- Graduate student J.T. Marr paces the squad with a .421 average and 51 hits. He owns 10 doubles, four homers, 30 RBI and 27 runs.
- With a 17-of-35 start (.486) and 14 RBI at the plate in conference play, Bobby Marsh is hitting .380 with 38 hits, including eight doubles, one triple, two homers, 27 RBI and 22 runs. His .486 average in conference play ranks seventh in the Big Ten.
- Marsh has multiple hits and multiple RBI in each of the last five games.
- Riding a 13-game hit streak and holding a .469 average (15-of-32) in Big Ten play, Bryce Molinaro owns four homers, among 36 hits, and 25 RBI to go with a .324 average.
- Graduate student Adam Cecere is hitting .347 with 34 hits, including eight doubles and nine homers, 29 RBI and a team-best 30 runs. He has a team-high 27 walks and eight hit-by-pitches. He is hitting .351 in Big Ten play with three homers and 10 RBI.
- The Pennsylvania native hit two homers on March 15 against UMass Lowell, his sixth career multi-homer game, launched a three-run homer at Illinois (3/30) and hit a solo homer against Northwestern (4/5) and a solo homer vs. FDU (4/9).
- Cecere paces the team with a .704 slugging percentage and a .507 on-base percentage.
- He ranks first in Big Ten with a 1.211 OPS, slugging percentage (.704) and on-base percentage (.507). He's tied first in homers (9) and homers per game (0.31). He's also fourth in the conference in total walks (27) and third in walks per game (0.93).
- Cecere is one of 16 current Division I players with 41+ homers and 144+ RBI in their career. Among active DI players, Cecere is 17 in homers (41).
- Grant Norris has 31 hits, including six doubles and eight homers, 27 RBI and 22 runs.
- Norris collected his first career multi-homer game against Northwestern (4/6).
- Norris is tied fifth in the Big Ten with eight homers.
- Joe Jaconski is ninth in the Big Ten in walks (23) and owns 34 hits and 28 runs. He crushed a grand slam in the series finale against Northwestern (4/7).
- Junior Matt Maloney is batting .312 with 25 RBI along with seven doubles and a homer.

Northwestern Series Recap

- Penn State earned its first series sweep of the 2024 season and picked up its first Big Ten sweep since April 21-23, 2023 against Ohio State.
- In the series, the Blue and White batted .408 at the plate with 42 hits, including nine doubles, three triples and seven homers, and 35 runs in 25 innings.
- On the mound, Penn State's starting pitchers, Travis Luensmann, Jaden Henline and Frankie Sanchez, earned the win in each game and combined for 18 innings.
- Bobby Marsh went 8-of-12 (.667), with two doubles, a triple and seven RBI, while Bryce Molinaro hit .636 (7-of-11) with three extra-base hits and three RBI. Grant Norris launched three homers and drove in five runs.
- In game one, Norris, Adam Cecere and J.T. Marr each homered.
- On Saturday, Norris blasted a pair of two-run homers.
- On Sunday, Joe Jaconski launched a grand slam and drove in six runs, while Molinaro

Nittany Lions Climb Records Lists

- Senior Kyle Hannon already has 10 steals in 2024, including four in the series vs. Harvard.
- With 10 steals this year, Hannon has moved up to fourth all-time at Penn State with 44 career steals. He is currently six steals behind Doug Keener (50, 1984-87) for third place.
- Hannon ranks eighth in the Big Ten in total steals (10).
- Senior+ Tayven Kelley owns 12 career triples, tied third all-time at Penn State. He is tied with Michael Campo (1997-00) and Jordan Steranka (2009-12).
- Graduate student Grant Norris' .547 career slugging percentage sits sixth all-time at Penn State, while sophomore Bobby Marsh's .531 slugging percentage is eighth all-time.

Dollar Dog Night Returns

- Penn State's Dollar Dog Nights became popular in 2023 and have returned with strong numbers in 2024.
- Tuesday's contest against Kent State will be the Nittany Lions' fourth Dollar Dog Night of the 2024 campaign.
- On April 9 against FDU, Penn State set a new attendance record with 4,902 fans, bettering the previous record of 3,946 vs. Northwestern in 2007, and a new Dollar Dog record as fans consumed 6,151 hot dogs. That previous record was 5,287 against West Virginia in 2023.
- On March 26 against Pitt, the Nittany Lions welcomed 3,505 fans to Medlar Field at Lubrano Park, Penn State baseball's fourth-largest attendance. The 3,505 fans downed 5,021 hot dogs.
- Across eight Dollar Dog Nights in 2023 and 2024, Penn State fans have consumed 26,586 hot dogs, averaging 3,323 per Dollar Dog Night.

THE OPPOSITION

Scouting Indiana

- Indiana is led by head coach Jeff Mercer, in his sixth season.
- Under Mercer, Indiana is 160-114 and has played in three NCAA Tournaments.
- In 2024, Indiana is 18-15 overall and 3-3 in the Big Ten after taking two of three at Maryland last weekend.
- Indiana ranks fourth in the Big Ten with a .299 team average, second with 43 homers and second in runs per game (8.5).
- Devin Taylor leads the Hoosiers with a .359 average and seven homers to go with 26 RBI and 34 runs.
- Tyler Cerny paces the squad with 60 hits, 14 doubles, 38 RBI and 38 runs, while posting a .350 average and six homers.
- Carter Mathison also has seven homers along with 21 RBI.
- Indiana is 12th in the Big Ten with a 6.68 team ERA and sits second averaging 10.3 strikeouts per nine innings.
- Connor Foley ranks second in the Big Ten with 64 strikeouts to go with a 4-1 record and 3.21 ERA.
- Ty Bothwell is 4-1 with a 4.87 ERA and 40 strikeouts in 40.2 innings.

Against The Hoosiers

- Penn State is 43-47 all-time against Indiana.
- In 2023, the Nittany Lions took the first game of the series, but dropped the final two.
- In a wild series finale last season, Penn State held an early 6-4 lead, but Indiana posted 10 runs over the next four innings to hold a 14-6 lead. Penn State chipped away with five runs in the seventh, to cut the deficit to three, before Indiana exploded for eight runs in the ninth.

BY THE NUMBERS

	Penn State	Indiana
Batting Average	.315	.299
Slugging Percentage	.499	.485
On-Base Percentage	.415	.407
Runs Scored	238	279
Hits	307	346
Doubles	62	77
Triples	5	5
Home Runs	36	43
Stolen Bases-Attempts	34-50	20-23
ERA	6.45	6.68
Strikeouts	195	324
Opponent Batting Average	.270	.263
Fielding Percentage	.965	.963
Errors	36	42

INSIDE THE SERIES

Overall vs. Indiana:	Indiana Leads, 47-43	
Last Meeting:	L, 11-22; April 2, 2023	
Current Streak:	L, 2	
At Home:	24-19	
At Indiana:	17-26	
Neutral Site:	2-2	
Last 5 Meetings:		
4/2/23	H	L, 11-22
4/2/23	H	L, 1-4
4/1/23	H	W, 7-2
3/14/21	A	L, 1-2
3/14/21	A	L, 5-6 (7)

STARTING LINEUPS

OPPONENT	C	1B	2B	3B	SS	LF	CF	RF	DH	SP
vs. Monmouth (2/16)	Maloney	Michaels	Hannon	Molinaro	Norris	Marsh	Kelley	Cecere	Marr	Luensmann
vs. Army (2/17)	Maloney	Michaels	Hannon	Molinaro	Norris	Marsh	Jaconski	Cecere	Marr	Sanchez
vs. Monmouth (2/17)	Marr	Michaels	Hannon	Molinaro	Norris	Jaconski	Kelley	Cecere	Marsh	Kohls
vs. Army (2/18)	Maloney	Jaconski	Hannon	Molinaro	Norris	Marsh	Kelley	Cecere	Marr	Butash
at Stanford (2/23)	Maloney	Jaconski	Hannon	Molinaro	Norris	Marsh	Kelley	Cecere	Marr	Luensmann
at Stanford (2/24)	Maloney	Michaels	Hannon	Molinaro	Norris	Jaconski	Kelley	Cecere	Marsh	Henline
at Stanford (2/25)	Maloney	Jaconski	Hannon	Molinaro	Norris	Marsh	Kelley	Cecere	Marr	Sanchez
at Davidson (3/2)	Maloney	Jaconski	Hannon	Molinaro	Norris	Marsh	Kelley	Cecere	Marr	Luensmann
at Davidson (3/3, 1)	Marr	Michaels	Hannon	Molinaro	Norris	Jaconski	Kelley	Cecere	Marsh	Henline
at Davidson (3/3, 2)	Maloney	Jaconski	Hannon	Molinaro	Norris	Marsh	Gerlott	Cecere	Marr	Horwat
at Virginia (3/5)	Maloney	Jaconski	Hannon	Molinaro	Norris	Marsh	Gerlott	Cecere	Marr	Butash
vs. Harvard (3/8, 1)	Maloney	Jaconski	Hannon	Molinaro	Norris	Marsh	Gerlott	Cecere	Marr	Luensmann
vs. Harvard (3/8, 2)	Marr	Jaconski	Hannon	Molinaro	Norris	Gerlott	Kelley	Cecere	Michaels	Butash
vs. Harvard (3/10)	Maloney	Jaconski	Hannon	Molinaro	Norris	Gerlott	Kelley	Cecere	Marsh	Henline
vs. UMass Lowell (3/14)	Maloney	Jaconski	Hannon	Molinaro	Norris	Marsh	Gerlott	Cecere	Marr	Luensmann
vs. UMass Lowell (3/15)	Marr	Jaconski	Hannon	Molinaro	Norris	Gerlott	Kelley	Cecere	Marsh	Horwat
vs. UMass Lowell (3/16)	Maloney	Jaconski	Cease	Molinaro	Norris	Marsh	Gerlott	Cecere	Marsh	Henline
vs. St. Bonaventure (3/19)	Marr	Jaconski	Hannon	Molinaro	Norris	Marsh	Kelley	Cecere	Maloney	Horash
vs. Michigan (3/22)	Maloney	Jaconski	Hannon	Molinaro	Norris	Marsh	Gerlott	Cecere	Marr	Luensmann
vs. Michigan (3/23)	Marr	Jaconski	Hannon	Molinaro	Norris	Marsh	Gerlott	Cecere	Maloney	Henline
vs. Michigan (3/24)	Maloney	Jaconski	Hannon	Molinaro	Norris	Marsh	Kelley	Cecere	Marr	Sanchez
vs. Pitt (3/26)	Marr	Hannon	Michaels	Molinaro	Norris	Kelley	Jaconski	Cecere	Marsh	Butash
at Illinois (3/29)	Maloney	Jaconski	Hannon	Molinaro	Norris	Marsh	Gerlott	Cecere	Marr	Luensmann
at Illinois (3/30, 1)	Marr	Hannon	Michaels	Molinaro	Norris	Kelley	Jaconski	Cecere	Marsh	Henline
at Illinois (3/30, 2)	Maloney	Hannon	Michaels	Molinaro	Norris	Marsh	Jaconski	Cecere	Marr	Morash
vs. Northwestern (4/5)	Maloney	Jaconski	Hannon	Molinaro	Norris	Marsh	Kelley	Cecere	Marr	Luensmann
vs. Northwestern (4/6)	Marr	Jaconski	Hannon	Molinaro	Norris	Marsh	Kelley	Cecere	Michaels	Henline
vs. Northwestern (4/7)	Maloney	Jaconski	Hannon	Molinaro	Norris	Marsh	Kelley	Cecere	Marr	Sanchez
vs. FDU (4/9)	Marr	Hannon	Michaels	Molinaro	Norris	Marsh	Jaconski	Cecere	Maloney	Butash

BATTING ORDER

OPPONENT	1	2	3	4	5	6	7	8	9
vs. Monmouth (2/16)	Hannon	Cecere	Molinaro	Marr	Norris	Marsh	Michaels	Maloney	Kelley
vs. Army (2/17)	Hannon	Cecere	Molinaro	Marr	Michaels	Marsh	Norris	Maloney	Kelley
vs. Monmouth (2/17)	Hannon	Cecere	Molinaro	Marr	Michaels	Marsh	Kelley	Norris	Jaconski
vs. Army (2/18)	Jaconski	Hannon	Marr	Molinaro	Cecere	Maloney	Kelley	Marsh	Norris
at Stanford (2/23)	Jaconski	Hannon	Molinaro	Marr	Cecere	Kelley	Maloney	Marsh	Norris
at Stanford (2/24)	Jaconski	Hannon	Molinaro	Marr	Cecere	Kelley	Marsh	Norris	Michaels
at Stanford (2/25)	Jaconski	Hannon	Molinaro	Marr	Cecere	Kelley	Maloney	Marsh	Norris
at Davidson (3/2)	Jaconski	Hannon	Molinaro	Marr	Cecere	Norris	Marsh	Maloney	Kelley
at Davidson (3/3, 1)	Jaconski	Hannon	Molinaro	Marr	Cecere	Norris	Marsh	Michaels	Kelley
at Davidson (3/3, 2)	Jaconski	Hannon	Molinaro	Marr	Cecere	Norris	Marsh	Maloney	Gerlott
at Virginia (3/5)	Jaconski	Hannon	Molinaro	Marr	Cecere	Norris	Marsh	Maloney	Gerlott
vs. Harvard (3/8, 1)	Jaconski	Cecere	Molinaro	Marr	Maloney	Norris	Marsh	Hannon	Gerlott
vs. Harvard (3/8, 2)	Jaconski	Cecere	Molinaro	Marr	Michaels	Norris	Hannon	Gerlott	Kelley
vs. Harvard (3/10)	Jaconski	Cecere	Molinaro	Marsh	Maloney	Norris	Hannon	Gerlott	Kelley
vs. UMass Lowell (3/14)	Jaconski	Molinaro	Marr	Cecere	Maloney	Norris	Marsh	Gerlott	Hannon
vs. UMass Lowell (3/15)	Jaconski	Molinaro	Marr	Cecere	Marsh	Norris	Kelley	Gerlott	Hannon
vs. UMass Lowell (3/16)	Jaconski	Cecere	Molinaro	Marr	Marsh	Maloney	Norris	Gerlott	Cease
vs. St. Bonaventure (3/19)	Jaconski	Cecere	Marr	Marsh	Molinaro	Norris	Maloney	Kelley	Hannon
vs. Michigan (3/22)	Jaconski	Cecere	Marr	Marsh	Maloney	Molinaro	Norris	Gerlott	Hannon
vs. Michigan (3/23)	Jaconski	Cecere	Marr	Marsh	Maloney	Molinaro	Norris	Gerlott	Hannon
vs. Michigan (3/24)	Jaconski	Cecere	Marr	Marsh	Maloney	Molinaro	Norris	Kelley	Hannon
vs. Pitt (3/26)	Jaconski	Marsh	Marr	Cecere	Molinaro	Norris	Kelley	Michaels	Hannon
at Illinois (3/29)	Jaconski	Marsh	Marr	Cecere	Maloney	Molinaro	Norris	Gerlott	Hannon
at Illinois (3/30, 1)	Jaconski	Marsh	Marr	Cecere	Norris	Molinaro	Kelley	Michaels	Hannon
at Illinois (3/30, 2)	Jaconski	Marsh	Marr	Cecere	Maloney	Molinaro	Norris	Michaels	Hannon
vs. Northwestern (4/5)	Jaconski	Marsh	Marr	Cecere	Norris	Maloney	Molinaro	Kelley	Hannon
vs. Northwestern (4/6)	Jaconski	Marsh	Marr	Cecere	Molinaro	Norris	Michaels	Kelley	Hannon
vs. Northwestern (4/7)	Jaconski	Marsh	Marr	Cecere	Norris	Maloney	Molinaro	Kelley	Hannon
vs. FDU (4/9)	Jaconski	Marsh	Marr	Cecere	Maloney	Norris	Molinaro	Michaels	Hannon

GAME RECORDS

RECORDS WATCH

AWARDS/HONORS

INDIVIDUAL HITTING

At-Bats	7	13x; last: Jay Harry vs. Michigan State (May 9, 2022)
Runs	6	Derek Bochna vs. Chicago State (Mar. 9, 1993)
Hits	6	Jay Harry vs. Michigan State (May 9, 2022)
Doubles	3	14x; last: J.T. Marr vs. FDU (April 9, 2024)
Triples	2	7x, last: Tayven Kelley vs. Delaware State (April 8, 2023)
Home Runs	3	Johnny Piacentino vs. Northwestern (March 7, 2021)

		Kris Kremer vs. Duke (Mar. 2, 2019)
		Adam Beers vs. Purdue (May 9, 1998)
		John Schreiner vs. Lafayette (Apr. 8, 1990)
RBI	8	Aaron Novak at Charleston Southern (Mar. 8, 2015)
		Ed Washell vs. Cornell (May 12, 1984)
		Andy Onkotz vs. Buffalo (May 3, 1978)

		Don Stine vs. Dickinson (Apr. 20, 1973)
Stolen Bases	4	Ray Lopez vs. Lock Haven (Apr. 4, 1991)
		O.J. McDuffie vs. Duquesne (Apr. 15, 1990)
Walks	5	Adam Cecere vs. Pitt (Mar. 26, 2024)

TEAM HITTING

Runs	28	vs. Chicago State (Mar. 9, 1993)
		at La Salle; (Mar. 22 1997)
Runs Allowed	29	vs. Ohio State (May 8, 2005)

TEAM FIELDING

Triple Plays	2	vs. Michigan State (May 6, 2014)
Last Triple Play		at Rutgers (May 7, 2023)

INDIVIDUAL PITCHING

Innings Pitched	13	Ed Kikla vs. Colgate (Apr. 20, 1960)
Strikeouts	19	Ed Drapcho vs. Pittsburgh (May 19, 1956)
Strikeouts in Relief	13	Bob Fenton vs. Bucknell (May 17, 1962)
No-Hitters	10	Bailey Dees, Tyler Shingledecker & Mason Mellott, at Navy, 2020 (1-2)

		Steven Hill vs. Iowa, April 21, 2012 (2-0)
		Nate Bump vs. Duquesne, 1995 (6-0)
		Dave June vs. IUP, 1977 (15-0)
		Mitch Lukevics vs. West Virginia, 1975 (6-0)
		Bill Micsky vs. Gettysburg, 1968 (4-0)
		Bob Fenton vs. Rider, 1963 (3-0)

		Bob Fenton vs. Cornell, 1963 (17-0)
		Ed Drapcho vs. Bucknell, 1955 (3-1)
		Jay Minnich vs. St. John's 1911 (4-0)

CAREER DOUBLES

1.	59	Jordan Steranka	2009-12
	59	Chris Wright	1999-02
3.	55	Joey DeBernardis	2009-12
4.	53	Michael Campo	1997-00
5.	50	Jared Sadlowski	1994-97
6.	47	Dave Hall	1990-94
	47	Lance Thompson	2003-06
8.	44	Cory Wine	2006-09
9.	39	Chris Netwall	1998-01
10.	38	Adam Beers	1995-98
--	29	Tayven Kelley	2020-pres.

CAREER TRIPLES

1.	15	Sean Deegan	2009-12
2.	13	Kevin Billotte	1995-98
3.	12	Michael Campo	1997-00
	12	Jordan Steranka	2009-12
	12	Tayven Kelley	2020-pres.
6.	11	Russ Mushinsky	1989-92
7.	10	Pat Kennedy	1953-55
	10	Mike DeRenzo	1999-03
9.	9	Cory Wine	2006-09
	9	Shawn Fagan	1997-00
	9	Mike Edwards	1984-87

CAREER STOLEN BASES

1.	62	Zack Smithlin	2000-03
2.	57	Michael Campo	1997-00
3.	50	Doug Keener	1984-87
4.	44	Kyle Hannon	2021-pres.
5.	41	Sean Deegan	2009-12
6.	39	Kevin Billotte	1995-98
7.	37	Dave Hall	1990-94
8.	36	Greg Vogel	1973-76
9.	35	Derek Bochna	1992-95
	35	Blake Lynd	2009-11
	35	Steve Snyder	2010-14
	35	Greg Guers	2013-16

CAREER SLUGGING PERCENTAGE

1.	.756	Dave Simononis	1978-80
2.	.625	Shawn Fagan	1997-00
3.	.615	Mike Karstetter	1985-86
4.	.612	C.J. Sichler	1985-86
5.	.552	Matt Wood	2020-22
6.	.547	Grant Norris	2023-pres.
7.	.541	Jordan Steranka	2009-12
8.	.531	Bobby Marsh	2023-pres.
9.	.489	Sean Deegan	2009-12
10.	.484	Joey DeBernardis	2009-12

Adam Cecere

Big Ten Player To Watch

J.T. Marr

Big Ten Player To Watch

Matt Maloney

Big Ten Player of the Week (2/19)

Bryce Molinaro

Big Ten Player To Watch

Graduates (Degree)

Adam Cecere

(Communication, Wake Forest)

Chic DeGaetano

(Communication, Villanova)

David Lee

(Health Science, California (Pa.))

J.T. Marr

(Business Administration, College of Charleston)

Kevin Michaels

(Business, St. John's)

Grant Norris

(Sociology, Duke)

Frankie Sanchez

(Associates Degree, Southern New Hampshire)

MULTI-HIT/RBI GAMES/STREAKS

Multi-Hit Games	2024	Career	Multi-RBI Games	2024	Career
Cecere, Adam	11	50	Cecere, Adam	8	43
Marr, JT	16	49	Marr, JT	9	25
Michaels, Kevin	1	27	Norris, Grant	8	21
Kelley, Tavyen	3	26	Kelley, Tayven	3	19
Maloney, Matt	6	24	Marsh, Bobby	9	17
Marsh, Bobby	10	22	Hannon, Kyle	4	15
Gerlott, Billy	3	22	Michaels, Kevin	-	15
Hannon, Kyle	3	22	Maloney, Matt	7	12
Norris, Grant	9	21	Gerlott, Billy	1	12
Jacowski, Joe	10	11	Molinaro, Bryce	7	8
Molinaro, Bryce	10	10	Jacowski, Joe	4	5
Pittaro, C.J.	-	7	Pittaro, C.J.	-	5
Cease, Derek	-	5	Cease, Derek	-	2

Active Hit Streaks	Games	Active Reached Base Streaks	Games
Molinaro, Bryce	13	Cecere, Adam	14
Cecere, Adam	7	Molinaro, Bryce	13
Marsh, Bobby	7	Marsh, Bobby	11
Norris, Grant	4	Maloney, Matt	10
Jacowski, Joe	3	Hannon, Kyle	8
Marr, J.T.	1	Michaels, Kevin	7
		Norris, Grant	4
		Gerlott, Billy	2
		Jacowski, Joe	3
		Marr, J.T.	1

**BIG TEN STANDINGS
(Through 4/11)**

	Big Ten		Overall	
	W-L	Pct.	W-L	Pct.
Nebraska	5-1	.833	22-8	.733
Illinois	7-2	.778	17-13	.567
Michigan	6-3	.667	15-19	.441
Purdue	5-4	.556	20-13	.606
Iowa	5-4	.556	17-13	.567
Indiana	3-3	.500	18-15	.545
Ohio State	3-3	.500	14-14	.500
Michigan State	3-3	.500	14-16	.467
Maryland	4-5	.444	22-12	.647
Penn State	4-5	.444	17-12	.586
Minnesota	2-4	.333	13-14	.481
Rutgers	1-5	.167	20-12	.625
Northwestern	0-6	.000	10-19	.345



This Week Around the BIG

April 12-14

Illinois:
host Northern Illinois

Indiana:
host Penn State*

Iowa:
at Ohio State*

Maryland:
at Northwestern*

Michigan:
host Minnesota*

Michigan State:
at Purdue*

Minnesota:
at Michigan*

Nebraska:
at Rutgers*

Northwestern:
host Maryland*

Ohio State:
host Iowa*

Penn State:
at Indiana*

Purdue:
host Michigan State*

Rutgers:
host Nebraska*

*Big Ten Conference Series

NITTANY LIONS IN PROS

Level	Years at PSU	Team	Organization
TRIPLE-A			
Justin Hagenman, P	2016-18	Worcester	Boston Red Sox
Taylor Lehman, P	2015-18	Lehigh Valley	Philadelphia Phillies
DOUBLE-A			
Bailey Dees, P	2018-21	Somerset	New York Yankees
Jim Haley, 3B	2014-16	Lehigh Valley	Philadelphia Phillies
Kyle Virbitsky, P	2018-21	Bowie	Baltimore Orioles
HIGH-A			
Jay Harry, SS	2021-23	Cedar Rapids	Minnesota Twins
Conor Larkin, P	2018-21	Vancouver	Toronto Blue Jays
Matt Wood, C	2020-22	Wisconsin	Milwaukee Brewers
ROOKIE			
Daniel Ouderkirk, P	2023	ACL Mariners	Seattle Mariners

*As of 4/4/24

THE LAST TIME...

A Penn State Team

Won 10 or more consecutive games.....April 14-30, 2000
 Scored 10 or more runs in a game.....12, vs. FDU; April 9, 2024
 Scored 20 or more runs in a game.....21, UMass Lowell; March 16, 2024
 Had a 10+ run inning.....10 (4th), vs. Ohio State; April 23, 2023
 Had 20+ hits.....20, UMass Lowell; March 16, 2024
 Did not strikeout.....vs. Niagara; March 18, 2016
 Did not record a hit.....vs. Duke; March 1, 2019
 Turned a triple play.....1st inning, at Rutgers; May 7, 2023
 Shut out an opponent.....vs. UMass (1-0); March 13, 2022
 Shut out consecutive opponents.....vs. Monmouth (1-0); February 15, 2019/vs. Monmouth (7-0), February 16, 2019
 Was shut out at home.....Milwaukee (12-0); March 20, 2022
 Was shut out on the road.....at Rutgers (10-0); May 6, 2023
 Was shut out in consecutive games..... at Delaware (5-0); March 18, 2017/Delaware (8-0); March 19, 2017
 Swept a three-game series at homeNorthwestern; April 5-7, 2024
 Swept a three-game series on the road.....at Northwestern; April 15-17, 2016
 Swept a three-game series at a neutral site.....vs. Princeton; February 28-29, 2020
 Swept a three-game conference series at home.....Northwestern; April 5-7, 2024
 Swept a three-game conference series on the road.....at Northwestern; April 15-17, 2016
 Beat a ranked opponent.....vs. No. 20 Maryland (5-3); May 19, 2023
 Beat a ranked opponent on the road.....at #22 Miami (9-5); February 17, 2023
 Beat a Top-5 ranked opponent.....at #1 North Carolina (3-2); March 3, 2007
 Won a series against a ranked opponent.....at #16 Michigan (four games); April 12-13, 2007
 Won a series against a ranked opponent on the road.....at #16 Michigan (four games); April 12-13, 2007
 Played an extra-inning game.....vs. Harvard (W, 8-7, 10); March 8, 2024
 Played a 12+ inning game.....vs. Brown (W, 6-4, 12); March 11, 2023
 Played a 15+ inning game Illinois (L, 4-2, 15); April 25, 2015

A Penn State Player

Hit two home runs in a game.....Grant Norris (2), vs. Northwestern; April 6, 2024
 Multiple players with two home runs in a game.....Billy Gerlott/Kyle Hannon/Matt Wood (2), at Ohio State; May 13, 2022
 Hit three home runs in a game.....Johnny Piacentino (3), vs. Northwestern; March 7, 2021
 Led off game with a home run.....Joe Jaconski, at Stanford; February 25, 2024
 Hit a grand slam.....Joe Jaconski (6th), vs. Northwestern; April 7, 2024
 Hit back-to-back homers.....J.T. Marr/Adam Cecere (1st), vs. Northwestern; April 5, 2024
 Hit a walk-off home run.....Jay Harry, vs. Brown; March 11, 2023
 Hit a pinch-hit home run.....Billy Gerlott, at Minnesota; April 24, 2022
 Hit an inside-the-park home run.....Kris Kremer, Pittsburgh; April 10, 2019
 Had five or more RBI in a game.....Joe Jaconski (6), vs. Northwestern; April 7, 2024
 Had seven or more RBI in a game.....Aaron Novak (8), at Charleston Southern; March 8, 2015
 Had four hits in a game.....Joe Jaconski, FDU (4); April 9, 2024
 Had five hits in a game.....Jay Harry (6), Michigan State; May 9, 2022
 Had six hits in a game.....Jay Harry (6), Michigan State; May 9, 2022
 Had two hits in an inning.....J.T. Marr, Pitt (6th); March 26, 2024
 Stole three or more bases.....Kyle Hannon (3), vs. Harvard; March 8, 2024
 Had a 10-game hit streak.....Bryce Molinaro (13); March 16-April 8, 2024*
 Had a 20-game hit streak.....Matt Wood (26); March 25-May 9, 2022

Had 10 or more strikeouts.....Travis Luensmann (10), vs. Indiana; April 1, 2023
 Had 10 or more strikeouts in back-to-back starts.....Daniel Ouderkirk (11 vs. Dartmouth, 3/4/23; 10 vs. Brown, 3/10/23)
 Pitched a complete game.....Jaden Henline, Michigan State; May 8, 2022
 Pitched a nine-inning complete game.....Jaden Henline, Michigan State; May 8, 2022
 Pitched a combined nine-inning shutout.....Mason Mellott/Tyler Shingledecker/Jaden Henline, vs. UMass; March 13, 2022
 Pitched an individual nine-inning shutout.....Greg Welsh, Michigan State; May 17, 2013
 Pitched an individual no-hitter.....Steven Hill, at Iowa; April 21, 2012

*Active Streak

**PAGE 10 | PENN STATE VS. INDIANA
HITTING/PITCHING CAREER BESTS**



#11 MASON BUTASH, P

Career Bests

IP	4.0	vs. Pitt	3/26/24
Longest Start	4.0	vs. Pitt	3/26/24
Longest Relief	2.2	vs. Michigan	3/23/24
Hits	0	2x, last vs. Pitt	3/26/24
Runs	0	4x, last vs. Northwestern	4/7/24
Earned Runs	0	5x, last vs. Northwestern	4/7/24
Walks	0	4x, last vs. Northwestern	4/7/24
Strikeouts	5	2x, last vs. FDU	4/9/24



#34 CJ CARMICHAEL, IF

Career Bests

Hits	n/a
Runs	n/a
Doubles	n/a
Triples	n/a
Home Runs	n/a
RBI	n/a
Walks	n/a
Stolen Bases	n/a



#19 DEREK CEASE, IF

Career Bests

Hits	3	at Pitt	5/17/22
Runs	2	3x, last vs. Omaha	4/30/22
Doubles	1	5x, last at Omaha	5/10/23
Triples	n/a		
Home Runs	n/a		
RBI	2	2x, last vs. Delaware State	4/8/23
Walks	2	3x, last vs. Iowa	5/28/22
Stolen Bases	1	4x, last vs. FDU	4/9/24



#12 ADAM CECERE, OF

Career Bests

Hits	4*	vs. Miami	5/27/22
Runs	4*	vs. Towson	2/25/23
Doubles	2	2x, last vs. Harvard	3/8/24
Triples	1*	2x, last at Boston College	4/3/22
Home Runs	2	6x, last vs. UMass Lowell	3/15/24
RBI	4	4x, last vs. FDU	4/9/24
Walks	5	vs. Pitt	3/26/24
Stolen Bases	2	vs. Northwestern	4/7/24

*At Wake Forest (2020-23)



#43 JACOB COFFIN, P

Career Bests

IP	4.0	vs. Holy Cross	3/5/23
Longest Start	n/a		
Longest Relief	4.0	vs. Holy Cross	3/5/23
Hits	0	at Miami	2/18/23
Runs	0	2x, last vs. Holy Cross	3/5/23
Earned Runs	0	3x, last at Michigan	3/25/23
Walks	0	2x, last vs. Brown	3/11/23
Strikeouts	4	vs. Holy Cross	3/5/23




#36 AIDEN COLEMAN, P

Career Bests

IP	n/a
Longest Start	n/a
Longest Relief	n/a
Hits	n/a
Runs	n/a
Earned Runs	n/a
Walks	n/a
Strikeouts	n/a

HITTING/PITCHING CAREER BESTS



#31 CHIC DEGAETANO, P

Career Bests

IP	7.0*	vs. Lafayette	4/5/22
Longest Start	7.0*	vs. Lafayette	4/5/22
Longest Relief	6.0*	vs. Xavier	4/21/23
Hits	0	10x, last vs. Michigan	3/22/24
Runs	0	22x, last at Illinois	3/29/24
Earned Runs	0	23x, last at Illinois	3/29/24
Walks	0	16x, last at Illinois	3/30/24
Strikeouts	10*	vs. Lafayette	4/5/22

* At Villanova (2020-23)



#10 BEN DEMELL, P

Career Bests

IP	4.1	vs. Brown	3/11/23
Longest Start	3.2	vs. Binghamton	3/21/23
Longest Relief	4.1	vs. Brown	3/11/23
Hits	0	6x, last vs. FDU	4/9/24
Runs	0	11x, last vs. FDU	4/9/24
Earned Runs	0	11x, last vs. FDU	4/9/24
Walks	0	10x, last at Illinois	3/30/24
Strikeouts	6	vs. Wagner	3/4/23



#14 MICHAEL DIMARTINI, IF

Career Bests

Hits	n/a		
Runs	1	vs. UMass Lowell	3/16/24
Doubles	n/a		
Triples	n/a		
Home Runs	n/a		
RBI	n/a		
Walks	1	vs. UMass Lowell	3/16/24
Stolen Bases	n/a		



#3 BILLY GERLOTT, OF

Career Bests

Hits	4	at Ohio State	5/13/22
Runs	3	at Ohio State	5/13/22
Doubles	2	2x, last vs. Northern Illinois	2/24/23
Triples	1	3x, last at Michigan	3/25/23
Home Runs	2	at Ohio State	5/13/22
RBI	5	at Ohio State	5/13/22
Walks	3	vs. Ohio State	4/21/23
Stolen Bases	1	6x, last vs. Delaware State	4/8/23



#2 KYLE HANNON, IF

Career Bests

Hits	3	3x, last vs. Brown	3/11/23
Runs	3	4x, last vs. Northwestern	4/7/24
Doubles	1	17x, last vs. Harvard	3/10/24
Triples	1	5x, last vs. Northwestern	4/7/24
Home Runs	2	at Ohio State	5/13/22
RBI	3	3x, last vs. UMass Lowell	3/15/24
Walks	4	at Davidson	3/3/24
Stolen Bases	3	3x, last vs. Harvard	3/8/24



#24 JADEN HENLINE, P

Career Bests

IP	9.0	vs. Michigan State	5/8/22
Longest Start	9.0	vs. Michigan State	5/8/22
Longest Relief	6.0	2x, last vs. Brown	3/11/23
Hits	0	5x, last at Miami	2/17/23
Runs	0	11x, last vs. Brown	3/11/23
Earned Runs	0	12x, last vs. Brown	3/11/23
Walks	0	22x, last at Illinois	3/30/24
Strikeouts	6	3x, last vs. Michigan State	5/8/22

**PAGE 12 | PENN STATE VS. INDIANA
HITTING/PITCHING CAREER BESTS**



#27 MASON HORWAT, P

Career Bests

IP	5.0	at Davidson	3/3/24
Longest Start	5.0	at Davidson	3/3/24
Longest Relief	3.0	at Stanford	2/24/24
Hits	0	vs. Michigan	3/22/24
Runs	0	2x, last vs. Michigan	3/24/24
Earned Runs	0	4x, last vs. Michigan	3/24/24
Walks	0	2x, last vs. Michigan	3/24/24
Strikeouts	3	3x, last vs. Harvard	3/8/24



#4 MASON HOWELL, C

Career Bests

Hits	n/a
Runs	n/a
Doubles	n/a
Triples	n/a
Home Runs	n/a
RBI	n/a
Walks	n/a
Stolen Bases	n/a



#1 JOE JACONSKI, IF/OF

Career Bests

Hits	4	vs. FDU	4/9/24
Runs	3	vs. FDU	4/9/24
Doubles	1	6x, last vs. FDU	4/9/24
Triples	n/a		
Home Runs	1	3x, last vs. Northwestern	4/7/24
RBI	6	vs. Northwestern	4/7/24
Walks	4	at Stanford	2/23/24
Stolen Bases	1	3x, last vs. Pitt	3/26/24

* At North Carolina (2022-23)



#13 TAYVEN KELLEY, OF

Career Bests

Hits	3	6x, last vs. Harvard	3/8/24
Runs	3	4x, last vs. Northwestern	4/7/24
Doubles	2	vs. Wagner	3/4/23
Triples	2	vs. Delaware State	4/8/23
Home Runs	1	7x, last vs. Army	2/18/24
RBI	4	2x, last vs. Army	2/18/24
Walks	3	vs. Iowa	4/29/23
Stolen Bases	2	vs. Holy Cross	3/5/23



#29 CARSON KOHLS, P

Career Bests

IP	3.2	vs. West Virginia	4/12/22
Longest Start	2.2	2x, last vs. Army	2/17/24
Longest Relief	3.2	vs. West Virginia	4/12/22
Hits	0	8x, last at Nebraska	5/12/23
Runs	0	13x, last at Nebraska	5/12/23
Earned Runs	0	18x, last at Nebraska	5/12/23
Walks	0	13x, last at Nebraska	5/12/23
Strikeouts	5	vs. Bucknell	4/6/22



#15 DAVID LEE, P

Career Bests

IP	2.1	2x, last at Davidson	3/3/24
Longest Start	n/a		
Longest Relief	2.1	2x, last at Davidson	3/3/24
Hits	0	11x, last vs. FDU	4/9/24
Runs	0	13x, last vs. FDU	4/9/24
Earned Runs	0	16x, last vs. FDU	4/9/24
Walks	0	13x, last vs. FDU	4/9/24
Strikeouts	3	2x, last vs. Harvard	3/8/24

* At California (Pa.) (2020-23)


HITTING/PITCHING CAREER BESTS



#16 JAMES LORDI, P

Career Bests

IP	2.2	vs. Army	2/17/24
Longest Start	n/a		
Longest Relief	2.2	vs. Army	2/17/24
Hits	0	2x, last vs. Michigan	3/24/24
Runs	0	3x, last vs. FDU	4/9/24
Earned Runs	0	3x, last vs. FDU	4/9/24
Walks	0	4x, last vs. FDU	4/9/24
Strikeouts	2	2x, last vs. FDU	4/9/24



#33 TRAVIS LUENSMANN, P

Career Bests

IP	7.0	at Rutgers	5/7/23
Longest Start	6.0	6x, last vs. UMass Lowell	3/14/24
Longest Relief	7.0	at Rutgers	5/7/23
Hits	0	3x, last vs. Michigan	3/22/24
Runs	0	9x, last vs. Michigan	3/22/24
Earned Runs	0	11x, last vs. Michigan	3/22/24
Walks	0	5x, last at Northwestern	4/9/22
Strikeouts	10	vs. Indiana	4/1/23



#18 MATT MALONEY, C

Career Bests

Hits	3	5x, last at Illinois	3/30/24
Runs	4*	vs. UMass	5/18/23
Doubles	2*	at St. Bonaventure	5/7/22
Triples	1*	vs. St. Bonaventure	5/12/23
Home Runs	1	4x, last vs. Army	2/18/24
RBI	4	2x, last vs. Army	2/18/24
Walks	2*	3x, last vs. UMass	5/18/23
Stolen Bases	1	10x, last vs. Northwestern	4/5/24

*At Dayton (2022-23)



#40 J.T. MARR, C

Career Bests

Hits	5*	at Monmouth	4/14/23
Runs	4	2x, last vs. UMass Lowell	3/16/24
Doubles	3	vs. FDU	4/9/24
Triples	1*	4x, last vs. The Citadel	5/17/22
Home Runs	2*	vs. William & Mary	4/16/22
RBI	4	3x, last at Davidson	3/3/24
Walks	3*	vs. Charleston Southern	4/11/23
Stolen Bases	1*	19x, last at Georgia Southern	4/26/23

* At College of Charleston (2022-23)



#28 BOBBY MARSH, 1B/OF

Career Bests

Hits	4	vs. UMass Lowell	3/16/24
Runs	3	at Purdue	4/14/23
Doubles	2	2x, last vs. Maryland	5/18/23
Triples	1	vs. Northwestern	4/6/24
Home Runs	1	8x, last vs. FDU	4/9/24
RBI	4	vs. Maryland	5/18/23
Walks	3	at Stanford	2/23/24
Stolen Bases	1	3x, last vs. Pitt	3/26/24



#46 JACK MESSINA, P

Career Bests

IP	n/a		
Longest Start	n/a		
Longest Relief	n/a		
Hits	n/a		
Runs	n/a		
Earned Runs	n/a		
Walks	n/a		
Strikeouts	n/a		

**PAGE 14 | PENN STATE VS. INDIANA
HITTING/PITCHING CAREER BESTS**



#32 KEVIN MICHAELS, IF

Career Bests

Hits	5*	3x, last vs. Georgetown	5/15/22
Runs	3*	4x, last at LIU	3/15/23
Doubles	2*	vs. Creighton	4/16/22
Triples	1*	2x, last vs. Butler	4/22/22
Home Runs	2*	vs. Sacred Heart	3/18/22
RBI	6*	vs. Sacred Heart	3/18/22
Walks	3*	at Marshall	3/4/23
Stolen Bases	1	2x, last at Illinois	3/30/24

* At St. John's (2022-23)



#41 ZACH MIZRAHI, P

Career Bests

IP	n/a
Longest Start	n/a
Longest Relief	n/a
Hits	n/a
Runs	n/a
Earned Runs	n/a
Walks	n/a
Strikeouts	n/a



#23 BRYCE MOLINARO, IF

Career Bests

Hits	3	4x, last vs. Northwestern	4/6/24
Runs	4	2x, last vs. Northwestern	4/7/24
Doubles	2	vs. UMass Lowell	3/16/24
Triples	1	vs. Northwestern	4/5/24
Home Runs	1	4x, last vs. Northwestern	4/7/24
RBI	3	at Davidson	3/3/24
Walks	2	2x, last vs. Northwestern	4/7/24
Stolen Bases	1	2x, last vs. FDU	4/9/24



#26 MATT MORASH, P

Career Bests

IP	3.1	at Illinois	3/30/24
Longest Start	3.1	at Illinois	3/30/24
Longest Relief	2.2	2x, last at Stanford	2/25/24
Hits	0	vs. Pitt	3/26/24
Runs	0	3x, last vs. Michigan	3/23/24
Earned Runs	0	4x, last vs. Pitt	3/26/24
Walks	0	5x, last at Illinois	3/30/24
Strikeouts	4	at Illinois	3/30/24



#0 GRANT NORRIS, IF

Career Bests

Hits	3	4x, last vs. Northwestern	4/6/24
Runs	3	2x, last at Stanford	2/24/24
Doubles	1	13x, last vs. Northwestern	4/5/24
Triples	1	3x, last vs. Maryland	5/18/23
Home Runs	2	vs. Northwestern	4/6/24
RBI	4	3x, last vs. Northwestern	4/6/24
Walks	3	at Stanford	2/25/24
Stolen Bases	2	2x, last vs. Pitt	3/26/24



#38 ALEX PAK, P

Career Bests

IP	n/a
Longest Start	n/a
Longest Relief	n/a
Hits	n/a
Runs	n/a
Earned Runs	n/a
Walks	n/a
Strikeouts	n/a

HITTING/PITCHING CAREER BESTS




#21 WILL PERKOWSKI, 1B/P

Career Bests			
IP	2.2	vs. Michigan	3/22/24
Longest Start	n/a		
Longest Relief	2.2	vs. Michigan	3/22/24
Hits	0	3x, last vs. Harvard	3/10/24
Runs	0	6x, last vs. Northwestern	4/5/24
Earned Runs	0	6x, last vs. Northwestern	4/5/24
Walks	0	3x, last vs. Harvard	3/8/24
Strikeouts	5	vs. Michigan	3/22/24



#7 CJ PITTARO, IF

Career Bests			
Hits	2	7x, last vs. Maryland	5/20/23
Runs	2	3x, last vs. Pitt	3/28/23
Doubles	1	4x, last at Omaha	5/10/23
Triples	1	vs. Maryland	5/20/23
Home Runs	n/a		
RBI	3	2x, last vs. Rutgers	3/26/22
Walks	2	2x, last vs. Purdue	4/14/22
Stolen Bases	1	vs. Bucknell	4/6/22



#25 CHASE RENNER, P

Career Bests			
IP	2.2	at Miami	2/18/23
Longest Start	1.0	vs. Rutgers	3/25/22
Longest Relief	2.2	at Miami	2/18/23
Hits	0	4x, last vs. West Virginia	4/10/22
Runs	0	7x, last vs. Iowa	5/28/22
Earned Runs	0	7x, last vs. Iowa	5/28/22
Walks	0	4x, last at Minnesota	4/22/22
Strikeouts	4	vs. Bucknell	4/6/22



#20 FRANKIE SANCHEZ, P


Career Bests			
IP	7.0*	3x, last vs. Pace	5/19/23
Longest Start	7.0*	3x, last vs. Pace	5/19/23
Longest Relief	5.2*	vs. North Greenville	6/7/23
Hits	0*	7x, last vs. North Greenville	6/7/23
Runs	0	15x, last vs. Michigan	3/24/24
Earned Runs	0	16x, last vs. Michigan	3/24/24
Walks	0	12x, last vs. Northwestern	4/7/24
Strikeouts	9	2x, last vs. Army	2/17/24

* At Southern New Hampshire (2022-23)



#30 ANTHONY STEELE, P

Career Bests			
IP	2.2	vs. Army	2/18/24
Longest Start	0.2	vs. Bucknell	4/6/22
Longest Relief	2.2	vs. Army	2/18/24
Hits	0	8x, last vs. Northwestern	4/6/24
Runs	0	17x, last vs. Northwestern	4/6/24
Earned Runs	0	18x, last vs. Northwestern	4/6/24
Walks	0	8x, last vs. UMass Lowell	3/14/24
Strikeouts	5	vs. Army	2/18/24



#9 CONNOR THRONEBERRY, P

Career Bests			
IP	3.0	vs. UMass Lowell	3/16/24
Longest Start	n/a		
Longest Relief	3.0	vs. UMass Lowell	3/16/24
Hits	0	7x, last vs. FDU	4/9/24
Runs	0	10x, last vs. FDU	4/9/24
Earned Runs	0	12x, last vs. FDU	4/9/24
Walks	0	9x, last at Virginia	3/5/24
Strikeouts	3	2x, last vs. UMass Lowell	3/16/24

**PAGE 16 | PENN STATE VS. INDIANA
HITTING/PITCHING CAREER BESTS**



#6 TY TORTI, IF

Career Bests

Hits	1	vs. Binghamton	3/21/23
Runs	1	2x, last vs. Binghamton	3/21/23
Doubles	n/a		
Triples	n/a		
Home Runs	n/a		
RBI	n/a		
Walks	2	vs. Wagner	3/4/23
Stolen Bases	n/a		



#22 BRANDON WINGENROTH, P

Career Bests

IP	1.0	vs. Michigan	3/24/24
Longest Start	n/a		
Longest Relief	1.0	vs. Michigan	3/24/24
Hits	2	vs. Michigan	3/24/24
Runs	1	vs. Michigan	3/24/24
Earned Runs	1	vs. Michigan	3/24/24
Walks	0	at Illinois	3/30/24
Strikeouts	1	at Illinois	3/30/24



#35 ADIN ZORN, OF

Career Bests

Hits	n/a		
Runs	1	2x, last vs. Northwestern	4/6/24
Doubles	n/a		
Triples	n/a		
Home Runs	n/a		
RBI	n/a		
Walks	n/a		
Stolen Bases	n/a		

CAREER STATS

#11 MASON BUTASH P R/R FR. 6-2/195 CHANTILLY, VA.

Year	ERA	W-L	APP	GS	CG	SHO	SV	IP	H	R	ER	BB	SO	2B	3B	HR	BF	BAA	WP	HBP	BK	SFA	SHA
2024	5.79	1-2	12	4	0	0/0	1	23.1	22	17	15	16	22	4	0	2	102	.268	0	3	0	1	0
TOTAL	5.79	1-2	12	4	0	0/0	1	23.1	22	17	15	16	22	4	0	2	102	.268	0	3	0	1	0

#34 CJ CARMICHAEL IF R/R R-FR. 6-1/170 LANCASTER, OHIO

Year	Avg	GP-GS	AB	R	H	2B	3B	HR	RBI	TB	SLG%	BB	HBP	SO	GDP	OB%	SF	SH	SB-ATT	PO	A	E	FLD%
2023	-	-	-	-	-	-	-	-	-	-	-	-	-	-	-	-	-	-	-	-	-	-	-
2024	-	-	-	-	-	-	-	-	-	-	-	-	-	-	-	-	-	-	-	-	-	-	-
TOTAL	-	-	-	-	-	-	-	-	-	-	-	-	-	-	-	-	-	-	-	-	-	-	-

#19 DEREK CEASE IF R/R JR. 5-8/150 PLYMOUTH, PA.

Year	Avg	GP-GS	AB	R	H	2B	3B	HR	RBI	TB	SLG%	BB	HBP	SO	GDP	OB%	SF	SH	SB-ATT	PO	A	E	FLD%
2022	.226	43-28	93	17	21	2	0	0	7	23	.247	19	2	20	1	.368	0	0	3-3	38	76	8	.934
2023	.267	17-2	15	5	4	3	0	0	3	7	.467	0	0	3	0	.267	0	0	0-0	1	1	0	1.000
2024	.400	11-1	5	3	2	0	0	0	1	2	.400	0	0	2	0	.400	0	0	1-2	4	4	1	.889
TOTAL	.239	71-31	113	25	27	5	0	0	11	32	.283	19	2	25	1	.358	0	0	4-5	43	81	9	.932

#12 ADAM CECERE OF L/R GR. 6-4/230 ADAMS TOWNSHIP, PA.

Year	Avg	GP-GS	AB	R	H	2B	3B	HR	RBI	TB	SLG%	BB	HBP	SO	GDP	OB%	SF	SH	SB-ATT	PO	A	E	FLD%
2020*	.241	10-8	29	9	7	1	0	4	12	20	.690	3	1	10	0	.333	0	0	0-0	5	0	0	1.000
2021*	.192	33-22	78	15	15	5	1	4	15	34	.436	17	1	41	0	.340	1	0	0-0	24	0	0	1.000
2022*	.318	58-58	223	50	71	8	1	14	52	123	.552	29	9	66	4	.411	4	1	2-4	85	0	2	.977
2023*	.284	42-42	141	40	40	11	0	10	37	81	.574	31	6	54	2	.430	1	0	1-1	27	2	0	1.000
2024	.347	29-29	98	30	34	8	0	9	29	69	.704	27	8	28	2	.507	3	0	6-7	77	3	4	.952
TOTAL	.293	172-159	569	144	167	33	2	41	145	327	.575	107	25	199	8	.421	9	1	9-12	218	5	6	.974

* At Wake Forest

#43 JACOB COFFIN P S/L SO. 6-0/161 APEX, N.C.

Year	ERA	W-L	APP	GS	CG	SHO	SV	IP	H	R	ER	BB	SO	2B	3B	HR	BF	BAA	WP	HBP	BK	SFA	SHA
2023	5.00	0-0	5	0	0	0/0	0	9.0	8	6	5	6	7	1	0	2	42	.235	2	2	0	0	0
2024	-	-	-	-	-	-	-	-	-	-	-	-	-	-	-	-	-	-	-	-	-	-	-
TOTAL	5.00	0-0	5	0	0	0/0	0	9.0	8	6	5	6	7	1	0	2	42	.235	2	2	0	0	0

#36 AIDEN COLEMAN P R/R FR. 5-10/163 TYRONE, PA.

Year	ERA	W-L	APP	GS	CG	SHO	SV	IP	H	R	ER	BB	SO	2B	3B	HR	BF	BAA	WP	HBP	BK	SFA	SHA
2023	-	-	-	-	-	-	-	-	-	-	-	-	-	-	-	-	-	-	-	-	-	-	-
2024	-	-	-	-	-	-	-	-	-	-	-	-	-	-	-	-	-	-	-	-	-	-	-
TOTAL	-	-	-	-	-	-	-	-	-	-	-	-	-	-	-	-	-	-	-	-	-	-	-

#31 CHIC DEGAETANO P R/R GR. 6-2/214 SUGARLOAF, PA.

Year	ERA	W-L	APP	GS	CG	SHO	SV	IP	H	R	ER	BB	SO	2B	3B	HR	BF	BAA	WP	HBP	BK	SFA	SHA
2020*	0.00	0-0	2	0	0	0/0	0	1.2	1	0	0	2	1	0	0	0	8	.167	0	0	0	0	0
2021*	18.00	0-0	2	0	0	0/0	0	2.0	4	4	4	1	3	0	1	2	11	.400	0	0	0	0	0
2022*	5.79	4-0	17	9	0	0/0	0	51.1	45	36	33	25	47	10	1	4	226	.234	6	6	0	3	0
2023*	7.21	2-4	20	6	0	0/0	0	48.2	56	43	39	27	48	6	1	8	229	.299	3	9	0	5	1
2024	8.49	1-3	13	0	0	0/0	0	11.2	15	13	11	8	11	3	0	2	61	.313	1	4	0	0	1
TOTAL	6.79	3-7	54	15	0	0/0	0	115.1	121	96	87	63	110	19	3	16	535	.273	10	19	0	8	2

* At Villanova

#10 BEN DEMELL P L/R R-SO. 6-5/205 CONCORD, OHIO

Year	ERA	W-L	APP	GS	CG	SHO	SV	IP	H	R	ER	BB	SO	2B	3B	HR	BF	BAA	WP	HBP	BK	SFA	SHA
2022	0.00	0-0	1	0	0	0/0	0	1.2	1	0	0	3	2	0	0	0	10	.167	0	1	0	0	0
2023	10.13	0-0	11	4	0	0/0	1	24.0	45	33	27	13	21	8	1	2	136	.395	1	6	0	3	0
2024	7.31	0-0	14	0	0	0/0	2	16.0	20	14	13	12	10	3	0	3	86	.282	5	2	0	0	1
TOTAL	8.64	0-0	26	4	0	0/0	3	41.2	66	47	40	28	33	11	1	5	232	.346	6	9	0	3	1

CAREER STATS

#14 MICHAEL DIMARTINI IF R/R FR. 6-1/205 SOUTH FAYETTE, PA.

Year	Avg	GP-GS	AB	R	H	2B	3B	HR	RBI	TB	SLG%	BB	HBP	SO	GDP	OB%	SF	SH	SB-ATT	PO	A	E	FLD%
2024	.000	5-0	3	1	0	0	0	0	0	0	.000	1	0	2	0	.250	0	0	0-0	0	0	0	.000
TOTAL	.000	5-0	3	1	0	0	0	0	0	0	.000	1	0	2	0	.250	0	0	0-0	0	0	0	.000

#3 BILLY GERLOTT OF R/R R-JR. 6-1/181 AUBURN, PA.

Year	Avg	GP-GS	AB	R	H	2B	3B	HR	RBI	TB	SLG%	BB	HBP	SO	GDP	OB%	SF	SH	SB-ATT	PO	A	E	FLD%
2021	-	-	-	-	-	-	-	-	-	-	-	-	-	-	-	-	-	-	-	-	-	-	-
2022	.237	54-51	190	25	45	12	2	6	33	79	.416	23	5	52	7	.332	2	0	4-6	83	3	1	.989
2023	.241	46-43	141	18	34	3	1	2	17	45	.319	25	4	33	2	.371	0	0	4-4	82	1	1	.988
2024	.286	18-11	42	14	12	5	0	1	3	20	.476	6	1	10	0	.388	0	2	0-1	29	2	0	1.000
TOTAL	.244	118-105	373	57	91	20	3	9	53	144	.386	54	10	95	9	.353	2	2	8-11	194	6	2	.990

#2 KYLE HANNON IF/OF L/R SR. 5-10/186 HARRISBURG, PA.

Year	Avg	GP-GS	AB	R	H	2B	3B	HR	RBI	TB	SLG%	BB	HBP	SO	GDP	OB%	SF	SH	SB-ATT	PO	A	E	FLD%
2021	.133	12-9	30	3	4	1	1	0	1	7	.233	2	0	12	0	.188	0	1	0-0	15	0	0	1.000
2022	.230	36-34	126	20	29	7	1	4	19	51	.397	15	2	34	3	.319	1	0	7-7	30	72	14	.879
2023	.293	49-49	181	51	53	10	2	7	25	88	.486	31	4	31	2	.402	3	0	27-34	89	130	8	.965
2024	.214	28-28	103	25	22	4	2	1	15	33	.320	16	0	20	3	.317	1	0	10-13	68	67	4	.971
TOTAL	.245	125-120	440	99	108	22	6	12	60	178	.405	64	6	97	8	.346	5	1	44-54	202	269	26	.948

#24 JADEN HENLINE P L/R SR. 6-2/170 NEW CUMBERLAND, PA.

Year	ERA	W-L	App	GS	CG	SHO	SV	IP	H	R	ER	BB	SO	2B	3B	HR	BF	B/Avg	WP	HBP	BK	SFA	SHA
2021	3.72	0-1	9	3	0	0/0	0	19.1	17	8	8	8	22	2	0	2	86	.230	1	3	0	0	1
2022	5.64	2-3	17	7	1	0/1	3	59.0	74	44	37	16	56	18	4	6	263	.310	6	3	0	1	4
2023	4.70	5-3	15	9	0	0/0	1	61.1	78	39	32	17	35	10	1	3	278	.315	3	5	1	4	4
2024	7.71	3-0	7	7	0	0/0	0	30.1	40	28	26	5	11	8	0	8	138	.320	2	4	0	2	2
TOTAL	5.45	10-7	48	26	1	0/1	4	170.0	209	119	103	46	124	38	5	19	765	.305	12	15	1	7	11

#27 MASON HORWAT P R/R FR. 6-1/185 PITTSBURGH, PA.

Year	ERA	W-L	APP	GS	CG	SHO	SV	IP	H	R	ER	BB	SO	2B	3B	HR	BF	BAA	WP	HBP	BK	SFA	SHA
2024	6.33	2-1	10	2	0	0/0	1	21.1	18	19	15	15	17	2	0	1	100	.217	5	2	0	0	0
TOTAL	6.33	2-1	10	2	0	0/0	1	21.1	18	19	15	15	17	2	0	1	100	.217	5	2	0	0	0

#4 MARTIN HOWELL C R/R FR. 6-2/205 GILLETTE, N.J.

Year	Avg	GP-GS	AB	R	H	2B	3B	HR	RBI	TB	SLG%	BB	HBP	SO	GDP	OB%	SF	SH	SB-ATT	PO	A	E	FLD%
2024	-	-	-	-	-	-	-	-	-	-	-	-	-	-	-	-	-	-	-	-	-	-	-
TOTAL	-	-	-	-	-	-	-	-	-	-	-	-	-	-	-	-	-	-	-	-	-	-	-

#1 JOE JACONSKI IF L/R JR. 6-0/190 PLYMOUTH MEETING, PA.

Year	Avg	GP-GS	AB	R	H	2B	3B	HR	RBI	TB	SLG%	BB	HBP	SO	GDP	OB%	SF	SH	SB-ATT	PO	A	E	FLD%
2022*	.174	20-5	23	1	4	0	0	0	0	4	.174	2	1	6	1	.269	0	0	0-0	13	4	0	1.000
2023*	.000	4-0	4	0	0	0	0	0	2	0	.000	0	0	2	0	.000	1	0	0-0	0	0	1	.000
2024	.321	29-28	106	28	34	6	0	3	21	49	.462	23	4	23	1	.445	4	2	3-6	167	13	2	.989
TOTAL	.286	53-33	133	29	38	6	0	3	23	53	.398	25	5	31	2	.405	5	2	3-6	180	17	3	.985

* At North Carolina

#13 TAYVEN KELLEY OF R/R SR.+ 6-3/198 BOILING SPRINGS, PA.

Year	Avg	GP-GS	AB	R	H	2B	3B	HR	RBI	TB	SLG%	BB	HBP	SO	GDP	OB%	SF	SH	SB-ATT	PO	A	E	FLD%
2020	.188	9-4	16	4	3	2	0	0	1	5	.313	3	1	8	0	.350	0	0	0-0	10	0	0	1.000
2021	.238	28-27	101	8	24	8	2	1	9	39	.386	10	1	37	2	.313	0	3	0-2	53	1	4	.931
2022	.192	49-43	172	20	33	6	4	0	20	47	.273	9	1	66	4	.236	0	1	2-3	92	2	6	.940
2023	.246	46-45	171	33	42	12	5	4	31	76	.444	15	0	63	1	.306	0	1	4-5	88	2	6	.938
2024	.221	26-18	68	19	15	1	1	2	13	24	.353	8	1	17	1	.308	1	0	3-4	50	1	0	1.000
TOTAL	.222	158-137	528	84	117	29	12	7	74	191	.362	45	4	191	8	.287	1	5	9-14	293	6	16	.949

CAREER STATS

#29 CARSON KOHLS P R/R SR. 6-0/209 SACRAMENTO, CALIF.

Year	ERA	W-L	App	GS	CG	SHO	SV	IP	H	R	ER	BB	SO	2B	3B	HR	BF	B/Avg	WP	HBP	BK	SFA	SHA
2021	3.18	0-0	5	0	0	0/0	0	5.2	7	3	2	2	4	1	1	1	27	.304	1	2	0	0	0
2022	4.60	2-0	18	1	0	0/0	0	29.1	29	20	15	21	25	1	2	1	136	.269	5	4	1	1	2
2023	7.36	0-0	9	0	0	0/0	0	7.1	9	8	6	6	4	1	1	1	36	.321	4	1	0	1	0
2024	23.62	0-1	1	1	0	0/0	0	2.2	7	7	7	1	1	1	0	1	16	.500	0	1	0	0	0
TOTAL	6.00	2-1	33	2	0	0/0	0	45.0	52	38	30	30	34	4	4	4	215	.301	10	8	1	2	2

#15 DAVID LEE P R/R SR. 6-2/210 PITTSBURGH, PA.

Year	ERA	W-L	App	GS	CG	SHO	SV	IP	H	R	ER	BB	SO	2B	3B	HR	BF	B/Avg	WP	HBP	BK	SFA	SHA
2020*	-	-	-	-	-	-	-	-	-	-	-	-	-	-	-	-	-	-	-	-	-	-	-
2021*	-	-	-	-	-	-	-	-	-	-	-	-	-	-	-	-	-	-	-	-	-	-	-
2022*	-	-	-	-	-	-	-	-	-	-	-	-	-	-	-	-	-	-	-	-	-	-	-
2023*	4.50	3-0	11	0	0	0/0	1	12.0	7	8	6	12	13	2	0	0	59	.163	4	3	0	1	0
2024	4.86	1-1	14	0	0	0/0	3	16.2	17	12	9	6	16	3	1	1	79	.254	1	5	0	0	1
TOTAL	4.71	4-1	25	0	0	0/0	4	28.2	24	20	15	18	29	5	1	1	138	.218	5	8	0	1	1

* At California (Pa.)

#16 JAMES LORDI P L/L R-FR. 6-0/192 JIM THORPE, PA.

Year	ERA	W-L	APP	GS	CG	SHO	SV	IP	H	R	ER	BB	SO	2B	3B	HR	BF	BAA	WP	HBP	BK	SFA	SHA
2023	-	-	-	-	-	-	-	-	-	-	-	-	-	-	-	-	-	-	-	-	-	-	-
2024	5.62	0-0	5	0	0	0/0	0	8.0	11	5	5	2	7	2	0	1	39	.333	0	3	0	0	1
TOTAL	5.62	0-0	5	0	0	0/0	0	8.0	11	5	5	2	7	2	0	1	39	.333	0	3	0	0	1

#33 TRAVIS LUENSMANN P R/R SR. 6-6/234 ALTOONA, PA.

Year	ERA	W-L	App	GS	CG	SHO	SV	IP	H	R	ER	BB	SO	2B	3B	HR	BF	B/Avg	WP	HBP	BK	SFA	SHA
2021*	15.43	0-1	4	0	0	0/0	0	2.1	4	6	4	1	2	2	0	0	12	.333	0	0	1	0	0
2022	4.52	2-3	15	12	0	0/0	2	67.2	68	43	34	34	78	5	3	3	313	.256	7	5	0	3	5
2023	4.35	6-5	14	6	0	0/0	1	60.0	54	38	29	39	59	7	3	3	283	.243	8	18	0	3	1
2024	4.86	3-1	8	8	0	0/0	0	37.0	26	23	20	30	28	5	1	3	169	.200	2	7	1	2	0
TOTAL	4.69	11-10	41	26	0	0/0	3	167.0	152	110	87	104	167	19	7	9	777	.242	17	30	2	8	6
at PSU	4.54	11-9	37	26	0	0/0	3	164.2	148	104	83	103	165	17	7	9	765	.239	17	30	1	8	6

*At South Carolina

#18 MATT MALONEY C L/R JR. 5-11/170 WINDHAM, N.H.

Year	Avg	GP-GS	AB	R	H	2B	3B	HR	RBI	TB	SLG%	BB	HBP	SO	GDP	OB%	SF	SH	SB-ATT	PO	A	E	FLD%
2022*	.248	41-32	117	14	29	6	0	0	14	35	.299	11	8	32	1	.348	2	0	5-8	238	22	9	.967
2023*	.297	50-40	145	34	43	3	1	3	16	57	.393	15	9	45	2	.390	3	0	4-7	241	21	2	.992
2024	.312	23-21	77	15	24	7	0	1	25	34	.442	10	3	15	1	.402	2	0	1-3	128	12	0	1.000
TOTAL	.283	114-93	339	63	96	16	1	4	55	126	.372	36	20	92	4	.378	7	0	10-18	607	55	11	.984

*At Dayton

#40 J.T. MARR C L/R GR. 6-0/190 FORT MILL, S.C.

Year	Avg	GP-GS	AB	R	H	2B	3B	HR	RBI	TB	SLG%	BB	HBP	SO	GDP	OB%	SF	SH	SB-ATT	PO	A	E	FLD%
2022*	.298	57-57	228	39	68	9	4	7	42	106	.465	16	3	38	6	.348	3	0	13-13	396	31	2	.995
2023*	.298	43-42	171	24	51	9	0	3	27	69	.404	12	5	29	2	.351	6	0	6-6	286	18	1	.997
2024	.421	29-28	121	27	51	10	0	4	30	73	.603	10	0	14	3	.459	2	0	0-0	69	7	1	.987
TOTAL	.327	129-127	520	90	170	28	4	14	99	248	.477	38	8	81	11	.374	11	0	19-19	751	56	4	.995

*At College of Charleston

#28 BOBBY MARSH OF/1B L/L SO. 6-3/194 BELLEFONTE, PA.

Year	Avg	GP-GS	AB	R	H	2B	3B	HR	RBI	TB	SLG%	BB	HBP	SO	GDP	OB%	SF	SH	SB-ATT	PO	A	E	FLD%
2023	.310	44-38	145	33	45	13	0	6	35	76	.524	14	5	34	2	.388	1	0	0-0	8	1	1	.900
2024	.380	29-28	100	22	38	8	1	2	27	54	.540	10	5	16	2	.453	2	0	3-4	29	1	1	.968
TOTAL	.339	73-66	245	55	83	21	1	8	62	130	.531	24	10	50	4	.415	3	0	3-4	37	2	2	.951

CAREER STATS

#46 JACK MESSINA 1B/P L/L FR. 6-0/205 STATE COLLEGE, PA.

Year	Avg	GP-GS	AB	R	H	2B	3B	HR	RBI	TB	SLG%	BB	HBP	SO	GDP	OB%	SF	SH	SB-ATT	PO	A	E	FLD%
2024	-	-	-	-	-	-	-	-	-	-	-	-	-	-	-	-	-	-	-	-	-	-	-
TOTAL	-	-	-	-	-	-	-	-	-	-	-	-	-	-	-	-	-	-	-	-	-	-	-

#32 KEVIN MICHAELS IF R/R GR. 5-11/175 ENCININTAS, CALIF.

Year	Avg	GP-GS	AB	R	H	2B	3B	HR	RBI	TB	SLG%	BB	HBP	SO	GDP	OB%	SF	SH	SB-ATT	PO	A	E	FLD%
2022*	.330	49-49	188	34	62	15	2	7	46	102	.543	13	6	24	5	.389	1	0	1-3	70	122	25	.885
2023*	.219	39-35	137	25	30	8	0	1	10	41	.299	17	6	34	1	.327	2	0	0-1	43	84	5	.962
2024	.250	14-11	32	6	8	0	0	1	5	11	.344	8	5	3	1	.447	1	0	1-1	51	15	1	.985
TOTAL	.280	102-95	357	65	100	23	2	9	61	154	.431	38	17	61	7	.373	4	0	2-5	164	221	31	.925

*At St. John's

#41 ZACH MIZRAHI P L/L JR. 6-1/195 JACKSONVILLE, FLA.

Year	ERA	W-L	APP	GS	CG	SHO	SV	IP	H	R	ER	BB	SO	2B	3B	HR	BF	BAA	WP	HBP	BK	SFA	SHA
2024	-	-	-	-	-	-	-	-	-	-	-	-	-	-	-	-	-	-	-	-	-	-	-
TOTAL	-	-	-	-	-	-	-	-	-	-	-	-	-	-	-	-	-	-	-	-	-	-	-

#23 BRYCE MOLINARO IF R/R SO. 6-0/190 DRUMS, PA.

Year	Avg	GP-GS	AB	R	H	2B	3B	HR	RBI	TB	SLG%	BB	HBP	SO	GDP	OB%	SF	SH	SB-ATT	PO	A	E	FLD%
2024	.324	29-29	111	24	36	7	1	4	25	57	.514	16	5	34	2	.419	4	0	2-3	30	45	4	.949
TOTAL	.324	29-29	111	24	36	7	1	4	25	57	.514	16	5	34	2	.419	4	0	2-3	30	45	4	.949

#26 MATT MORASH P L/L FR. 6-0/200 WESTFORD, MASS.

Year	ERA	W-L	APP	GS	CG	SHO	SV	IP	H	R	ER	BB	SO	2B	3B	HR	BF	BAA	WP	HBP	BK	SFA	SHA
2024	6.52	0-0	10	2	0	0/0	0	19.1	26	15	14	9	14	4	1	6	93	.317	1	2	0	0	0
TOTAL	6.52	0-0	10	2	0	0/0	0	19.1	26	15	14	9	14	4	1	6	93	.317	1	2	0	0	0

#0 GRANT NORRIS IF R/R GR. 6-1/192 SOMERSET, PA.

Year	Avg	GP-GS	AB	R	H	2B	3B	HR	RBI	TB	SLG%	BB	HBP	SO	GDP	OB%	SF	SH	SB-ATT	PO	A	E	FLD%
2020*	.111	10-7	18	3	2	0	0	0	2	2	.111	4	3	9	0	.346	1	0	0-0	15	18	1	.971
2021*	.000	11-3	14	2	0	0	0	0	0	0	.000	3	0	8	0	.176	0	0	0-0	1	6	0	1.000
2022*	.300	11-0	10	3	3	0	0	1	2	6	.600	1	0	5	0	.364	0	0	0-0	3	2	1	.833
2023	.276	41-41	145	28	40	11	3	7	42	78	.538	17	5	52	2	.367	2	0	3-4	21	55	9	.894
2024	.284	29-29	109	22	31	6	0	8	27	61	.560	13	2	29	4	.365	2	1	4-5	39	62	11	.902
TOTAL	.257	102-80	296	58	76	17	3	16	73	147	.497	38	10	103	6	.355	5	1	7-9	79	143	22	.910
at PSU	.280	70-70	254	50	71	17	3	15	69	139	.547	30	7	81	6	.366	4	1	7-9	60	117	20	.898

*At Duke

#38 ALEX PAK P L/L FR. 6-1/195 WALLINGFORD, PA.

Year	ERA	W-L	APP	GS	CG	SHO	SV	IP	H	R	ER	BB	SO	2B	3B	HR	BF	BAA	WP	HBP	BK	SFA	SHA
2024	-	-	-	-	-	-	-	-	-	-	-	-	-	-	-	-	-	-	-	-	-	-	-
TOTAL	-	-	-	-	-	-	-	-	-	-	-	-	-	-	-	-	-	-	-	-	-	-	-

#21 WILL PERKOWSKI 1B/P R/R FR. 6-4/200 NEW BOSTON, N.H.

Year	Avg	GP-GS	AB	R	H	2B	3B	HR	RBI	TB	SLG%	BB	HBP	SO	GDP	OB%	SF	SH	SB-ATT	PO	A	E	FLD%
2024	-	-	-	-	-	-	-	-	-	-	-	-	-	-	-	-	-	-	-	-	-	-	-
TOTAL	-	-	-	-	-	-	-	-	-	-	-	-	-	-	-	-	-	-	-	-	-	-	-
Year	ERA	W-L	APP	GS	CG	SHO	SV	IP	H	R	ER	BB	SO	2B	3B	HR	BF	BAA	WP	HBP	BK	SFA	SHA
2024	11.37	0-3	10	0	0	0/0	0	12.2	18	16	16	8	14	3	0	2	64	.333	0	3	0	1	0
TOTAL	11.37	0-3	10	0	0	0/0	0	12.2	18	16	16	8	14	3	0	2	64	.333	0	3	0	1	0

CAREER STATS

#7 C.J. PITTARO IF L/R SR. 6-1/204 HAMILTON, N.J.

Year	Avg	GP-GS	AB	R	H	2B	3B	HR	RBI	TB	SLG%	BB	HBP	SO	GDP	OB%	SF	SH	SB-ATT	PO	A	E	FLD%
2021*	.333	5-0	3	0	1	0	0	0	3	1	.333	0	0	0	0	.333	0	0	0-0	0	1	0	1.000
2022	.238	32-22	80	14	19	3	0	0	10	22	.275	11	1	23	1	.337	0	0	1-2	15	32	5	.904
2023	.277	24-9	47	7	13	1	1	0	8	16	.340	2	0	11	1	.306	0	0	0-0	41	0	1	.976
2024	.000	1-0	1	0	0	0	0	0	0	0	.000	0	0	0	0	.000	0	0	0-0	-	-	-	-
TOTAL	.252	62-31	131	21	33	4	1	0	21	39	.298	13	1	34	2	.324	0	0	1-2	56	33	6	.937
at PSU	.250	57-31	128	21	32	4	1	0	18	38	.297	13	1	34	2	.324	0	0	1-2	56	32	6	.936

*At Vanderbilt

#25 CHASE RENNER P R/R SO. 6-4/200 ALBURTIS, PA.

Year	ERA	W-L	APP	GS	CG	SHO	SV	IP	H	R	ER	BB	SO	2B	3B	HR	BF	BAA	WP	HBP	BK	SFA	SHA
2022	6.19	2-2	13	1	0	0/0	1	16.0	17	14	11	16	19	4	0	0	80	.283	4	1	0	1	2
2023	10.12	0-0	1	0	0	0/0	0	2.2	4	3	3	3	2	0	0	2	14	.364	0	0	0	0	0
2024	-	-	-	-	-	-	-	-	-	-	-	-	-	-	-	-	-	-	-	-	-	-	-
TOTAL	6.75	2-2	14	1	0	0/0	1	18.2	21	17	14	19	21	4	0	2	94	.296	4	1	0	1	2

#20 FRANKIE SANCHEZ P L/R JR. 6-0/195 KENDALL PARK, N.J.

Year	ERA	W-L	APP	GS	CG	SHO	SV	IP	H	R	ER	BB	SO	2B	3B	HR	BF	BAA	WP	HBP	BK	SFA	SHA
2022*	6.75	0-0	8	0	0	0	0	9.1	11	7	7	8	12	2	0	2	46	.289	2	0	0	0	0
2023*	2.44	8-1	16	6	1	1/0	2	66.1	53	20	18	22	71	9	1	4	271	.218	1	2	2	2	2
2024	3.72	2-0	6	4	0	0/0	0	19.1	18	8	8	7	16	4	1	2	82	.247	2	2	0	0	0
TOTAL	3.13	10-1	30	10	1	1/0	2	95.0	82	35	33	37	99	15	2	8	399	.232	5	4	2	2	2

*At Southern New Hampshire

#30 ANTHONY STEELE P L/L JR. 6-4/230 SHELTON, CONN.

Year	ERA	W-L	APP	GS	CG	SHO	SV	IP	H	R	ER	BB	SO	2B	3B	HR	BF	BAA	WP	HBP	BK	SFA	SHA
2022	15.19	0-0	7	1	0	0/0	0	5.1	10	11	9	7	9	1	1	0	40	.370	2	6	0	0	0
2023	6.43	2-1	11	1	0	0/0	0	14.0	10	12	10	11	21	3	0	1	68	.192	3	4	0	0	1
2024	5.89	2-0	13	0	0	0/0	0	18.1	10	12	12	16	17	1	0	1	82	.161	5	3	0	0	1
TOTAL	7.41	4-1	31	2	0	0/0	0	37.2	30	35	31	34	47	5	1	2	190	.213	10	13	0	0	2

#9 CONNOR THRONEBERRY P R/R R-SO. 6-6/235 ST. LOUIS, MO.

Year	ERA	W-L	APP	GS	CG	SHO	SV	IP	H	R	ER	BB	SO	2B	3B	HR	BF	BAA	WP	HBP	BK	SFA	SHA
2022	-	-	-	-	-	-	-	-	-	-	-	-	-	-	-	-	-	-	-	-	-	-	-
2023	10.91	0-1	13	0	0	0/0	0	15.2	25	22	19	10	13	6	0	4	86	.347	0	3	0	1	0
2024	3.37	2-0	10	0	0	0/0	0	10.2	10	8	4	10	9	3	1	0	53	.250	3	1	0	1	1
TOTAL	7.86	2-1	23	0	0	0/0	0	26.1	35	30	23	20	22	9	1	4	139	.313	3	4	0	2	1

#6 TY TORTI IF S/R SO. 5-11/192 RALEIGH, N.C.

Year	Avg	GP-GS	AB	R	H	2B	3B	HR	RBI	TB	SLG%	BB	HBP	SO	GDP	OB%	SF	SH	SB-ATT	PO	A	E	FLD%
2023	.167	7-0	6	2	1	0	0	0	0	1	.167	2	1	3	0	.444	0	0	0-0	2	2	1	.800
2024	-	-	-	-	-	-	-	-	-	-	-	-	-	-	-	-	-	-	-	-	-	-	-
TOTAL	.167	7-0	6	2	1	0	0	0	0	1	.167	2	1	3	0	.444	0	0	0-0	2	2	1	.800

#22 BRANDON WINGENROTH P R/R R-FR. 5-11/170 MANHEIM, PA.

Year	ERA	W-L	APP	GS	CG	SHO	SV	IP	H	R	ER	BB	SO	2B	3B	HR	BF	BAA	WP	HBP	BK	SFA	SHA
2024	27.00	0-0	2	0	0	0/0	0	1.1	5	4	4	1	1	1	0	1	10	.556	0	0	0	0	0
TOTAL	27.00	0-0	2	0	0	0/0	0	1.1	5	4	4	1	1	1	0	1	10	.556	0	0	0	0	0

#35 ADIN ZORN OF R/R FR. 6-2/180 ALIQUIPPA, PA.

Year	Avg	GP-GS	AB	R	H	2B	3B	HR	RBI	TB	SLG%	BB	HBP	SO	GDP	OB%	SF	SH	SB-ATT	PO	A	E	FLD%
2024	-	3-0	-	2	-	-	-	-	-	-	-	-	-	-	-	-	-	-	-	-	-	-	-
TOTAL	-	3-0	-	2	-	-	-	-	-	-	-	-	-	-	-	-	-	-	-	-	-	-	-



**MIKE
GAMBINO**
BOSTON COLLEGE, 2000
OVERALL: 308-378 (14TH YR)
PSU: 17-12 (1ST YR)

Head Coach

Mike Gambino was hired on July 3, 2023 as the 15th head coach in Penn State baseball program history. Gambino takes over the Penn State Baseball program after 13 years at the helm of his alma mater Boston College.

In 13 seasons leading the Eagles, Gambino ranks second in program history in wins (291) while guiding Boston College to a pair of NCAA Regional appearances in 2016 and 2023 and an NCAA Super Regional appearance in 2016. He had five seasons of 25 or more wins and eight seasons with 10 or more ACC wins. BC also appeared in the ACC Championship Tournament four times under Gambino's tutelage, including berths in three of four years for the first time since Boston College joined the ACC in 2006.

Gambino has a long history of developing Major League Baseball talent with 34 draft picks in his 13 years at BC. He had three first round picks and eight picks in the first five rounds of the MLB Draft in his BC tenure. Four former Boston College players appeared in MLB games in 2023: outfielder Jake Alu (Washington Nationals), outfielder Sal Frelick (Milwaukee Brewers), pitcher Michael King (New York Yankees) and pitcher Emmet Sheehan (Los Angeles Dodgers). Five of Gambino's former BC players have reached the major leagues.

He coached five All-American selections and five Freshman All-Americans at Boston College. Gambino guided 16 All-ACC selections, including 2021 ACC Player of the Year Sal Frelick.

In his time at Boston College, Gambino put together five recruiting classes ranked among the nation's Top 60 by Perfect Game.

In 2023, Gambino guided the Eagles to a 37-20 overall record and 16-14 mark in ACC play. The 37 overall wins tie the program record set by the 2005 squad and the 16 ACC victories are also a highwater mark for the program topping the 14 victories by the 2010 team. Boston College logged 12 ranked wins, including a thrilling 7-6 victory over No. 2 Tennessee in 10 innings, on the way to playing in the Tuscaloosa Regional and reaching the regional final. The Eagles were ranked for 12 weeks in the D1Baseball Poll, reaching as high as ninth. Three of Gambino's players earned All-ACC accolades, including Chris Flynn claiming second-team All-ACC as a starting pitcher.

Gambino's pitching staff ranked 26th in the country in strikeout-to-walk ratio (2.54) and 26th in walks allowed per nine innings (3.58). Boston College held fifth in the country, and led the ACC, with a .982 fielding percentage.

The 2022 MLB Draft saw four of Gambino's student-athletes be chosen, led by second baseman Luke Gold, who was selected in the fifth round by the Detroit Tigers. Pitchers Mason Pelio (Reds - 12th round), Joe Mancini (Astros - 15th round) and Max Gieg (Angels - 18th round) were also chosen in the draft.

In 2021, an impressive three players were selected in the first six rounds of the MLB Draft headlined by outfielder Sal Frelick, who was the 15th overall pick by the Milwaukee Brewers. Shortstop Cody Morissette was picked in the second round by the Miami Marlins and pitcher Emmet Sheehan was selected in the sixth round by the Los Angeles Dodgers.

Gambino led BC to a 31-27 record in 2019 and the Eagles reached the ACC semifinals as the 12th seed with wins over Clemson and top-seeded Louisville. A program-record five Eagles earned All-ACC, led by All-ACC first team pitcher Dan Metzdorf, who was a fifth-round pick for the Chicago White Sox and led the ACC with a 2.30 ERA. Jake Alu (Nationals - 24th round) and Matt Gill (Reds - 27th round) were also chosen during the 2019 MLB Draft.

In 2018, outfielder Chris Galland earned All-ACC third team accolades and Collegiate Baseball News Freshman All-America honors. The 2018 MLB Draft had four of Gambino's players selected with Jake Palomaki (Rays - 18th round), Jacob Stevens (Diamondbacks - 21st round), Brian Rapp (Twins - 26th round) and Dan Metzdorf (Yankees - 38th round).

In 2017, the Eagles returned to the ACC Championship Tournament for the first time since 2010. BC won 10 of its last 15 ACC games with sweeps over Notre Dame and NC State.

Gambino guided the 2016 Eagles to 35 wins, the most since 2005 and third-highest total in program history. They also tallied 13 ACC wins, the most since 2010, while their six conference series victories set a school record. Gambino led the Eagles to a sweep in the Oxford Regional as the third seed to advance to the program's first NCAA Super Regional. BC finished the season in the Top 25 of all four major polls for the first time in program history (15th - D1Baseball, 16th - Baseball America, NCBWA and 21st - USA Today/Coaches Poll).

For his efforts, Gambino was named the 2016 American Baseball Coaches Association (ABCA) Northeast Region Coach of the Year, a finalist for D1Baseball Coach of the Year and earned a spot on the website's top-10 coaching performances of the season.

Gambino proteges were selected in the first round of the MLB Draft in back-to-back years for the first time in program history in 2015 and 2016. Chris Shaw was selected 31st overall by the San Francisco Giants in 2015 and Justin Dunn was taken 19th overall by the New York Mets in 2016. Overall, five players were drafted in 2016: Dunn, Michael King (12th round), Jesse Adams (14th round), Nick Sciortino (19th round) and Joe Cronin (34th round).

Gambino was an assistant coach for four seasons at Virginia Tech prior to his move to Boston College. He served as the Hokies' recruiting coordinator and worked with the hitters and infielders. In his four years, he saw 15 players get drafted in the MLB Draft, including nine in 2010.

Gambino also spent two years as a regional scout for the Detroit Tigers and was an assistant coach at Boston College from 2003-05.

Gambino played for the Eagles from 1997-2000, starting 166 games in the middle infield. He posted a career batting average of .313 with 22 doubles, eight home runs, 87 RBIs and 117 runs. His 78 hits in 2000 were a program record that stood until 2011. Gambino's 52 runs his final year are in the top 10 in BC history.

The Garrison, New York native was a first-team All-Big East, All-New England and All-Northeast region honoree following his senior campaign. He also earned second-team All-New England and Big East Academic Team accolades during his playing career.

Gambino played two seasons in the Boston Red Sox minor league system. He spent the 2000 season with the Augusta Green Jackets before splitting the 2001 season between Augusta and the Lowell Spinners. In 2002, the Red Sox hired Gambino as a special assistant to the Major League staff before heading back to Lowell for a coaching role with the Spinners just prior to the June draft. Following his stint in Lowell, the Red Sox sent Gambino to the MLB Scout Development Program.

Gambino received his bachelor's degree from Boston College in English and theology. He and his wife, Jill, have two children, Sonny and Callahan.

OVERALL STATS

The Automated ScoreBook
Overall Statistics for Penn State (as of Apr 09, 2024)
(All games Sorted by Batting avg)

Record: 17-12 Home: 8-4 Away: 4-6 Neutral: 5-2 Conference: 4-5

Player	avg	gp-gs	ab	r	h	2b	3b	hr	rbi	tb	slg%	bb	hp	so	gdp	ob%	sf	sh	sb-att	po	a	e	fld%	
40 Marr, J.T.	.421	29-28	121	27	51	10	0	4	30	73	.603	10	0	14	3	.459	2	0	0-0	69	7	1	.987	
28 Marsh, Bobby	.380	29-28	100	22	38	8	1	2	27	54	.540	10	5	16	2	.453	2	0	3-5	29	1	1	.968	
12 Cecere, Adam	.347	29-29	98	30	34	8	0	9	29	69	.704	27	8	28	2	.507	3	0	6-7	77	3	4	.952	
23 Molinaro, Bryce	.324	29-29	111	24	36	7	1	4	25	57	.514	16	5	34	2	.419	4	0	2-3	30	45	4	.949	
1 Jaconski, Joe	.321	29-28	106	28	34	6	0	3	21	49	.462	23	4	23	1	.445	4	2	3-6	167	13	2	.989	
18 Maloney, Matt	.312	23-21	77	15	24	7	0	1	25	34	.442	10	3	15	1	.402	2	0	1-3	128	12	0	1.000	
0 Norris, Grant	.284	29-29	109	22	31	6	0	8	27	61	.560	13	2	29	4	.365	2	1	4-5	39	62	11	.902	
13 Kelley, Tayven	.221	26-18	68	19	15	1	1	2	13	24	.353	8	1	17	1	.308	1	0	3-4	50	1	0	1.000	
2 Hannon, Kyle	.214	28-28	103	25	22	4	2	1	15	33	.320	16	0	20	3	.317	1	0	10-13	68	67	4	.971	

19 Cease, Derek	.400	10-1	5	3	2	0	0	0	1	2	.400	0	0	2	0	.400	0	0	1-2	4	4	1	.889	
3 Gerlott, Billy	.286	19-11	42	14	12	5	0	1	3	20	.476	6	2	10	0	.400	0	2	0-1	30	2	0	1.000	
32 Michaels, Kevin	.250	14-11	32	6	8	0	0	1	5	11	.344	8	5	3	1	.447	2	0	1-1	51	15	1	.985	
14 DiMartini, Michael	.000	5-0	3	1	0	0	0	0	0	0	.000	1	0	2	0	.250	0	0	0-0	0	0	0	.000	
7 Pittaro, C.J.	.000	1-0	1	0	0	0	0	0	0	0	.000	0	0	0	0	.000	0	0	0-0	0	0	0	.000	
35 Zorn, Adin	.000	3-0	0	2	0	0	0	0	0	0	.000	0	0	0	0	.000	0	0	0-0	0	0	0	.000	
Totals	.315	29	976	238	307	62	5	36	221	487	.499	148	35	213	20	.415	23	5	34-50	749	256	36	.965	
Opponents	.270	29	975	201	263	47	5	34	183	422	.433	148	42	195	22	.387	7	8	29-40	731	247	31	.969	

LOB - Team (219), Opp (231). DPs turned - Team (25), Opp (23). IBB - Team (1), Norris, G. 1, Opp (2). Picked off - Hannon, K. 3, Molinaro, B. 2, Maloney, M. 1, Cecere, A. 1, Norris, G. 1.

(All games Sorted by Earned run avg)

Player	era	w-l	app	gs	cg	sho	sv	ip	h	r	er	bb	so	2b	3b	hr	b/avg	wp	hp	bk	sfa	sha
33 Luensmann, Travis	4.86	3-1	8	8	0	0/0	0	37.0	26	23	20	30	28	5	1	3	.200	2	7	1	2	0
24 Henline, Jaden	7.71	3-0	7	7	0	0/0	0	30.1	40	28	26	5	11	8	0	8	.320	2	4	0	2	2

19 Cease, Derek	0.00	0-0	1	0	0	0/0	0	1.0	0	0	0	2	1	0	0	0	.000	0	0	0	0	0
9 Throneberry, Connor	3.38	2-0	10	0	0	0/0	0	10.2	10	8	4	10	9	3	1	0	.250	3	1	0	1	1
20 Sanchez, Frankie	3.72	2-0	6	4	0	0/0	0	19.1	18	8	8	7	16	4	1	2	.247	2	2	0	0	0
15 Lee, David	4.86	1-1	14	0	0	0/0	3	16.2	17	12	9	6	16	3	1	1	.254	1	5	0	0	1
16 Lordi, James	5.62	0-0	5	0	0	0/0	0	8.0	11	5	5	2	7	2	0	1	.333	0	3	0	0	1
11 Butash, Mason	5.79	1-2	12	5	0	0/0	1	23.1	22	17	15	16	22	4	0	2	.268	0	3	0	1	0
30 Steele, Anthony	5.89	2-0	13	0	0	0/0	0	18.1	10	12	12	16	17	1	0	1	.161	5	3	0	0	1
27 Horwat, Mason	6.33	2-1	10	2	0	0/0	1	21.1	18	19	15	15	17	2	0	1	.217	5	2	0	0	0
26 Morash, Matt	6.52	0-0	10	2	0	0/0	0	19.1	26	15	14	9	14	4	1	6	.317	1	2	0	0	0
10 DeMell, Ben	7.31	0-0	14	0	0	0/0	2	16.0	20	14	13	12	10	3	0	3	.282	5	2	0	0	1
31 DeGaetano, Chic	8.49	1-3	13	0	0	0/0	0	11.2	15	13	11	8	11	3	0	2	.313	1	4	0	0	1
21 Perkowski, Will	11.37	0-3	10	0	0	0/0	0	12.2	18	16	16	8	14	3	0	2	.333	0	3	0	1	0
29 Kohls, Carson	23.62	0-1	1	1	0	0/0	0	2.2	7	7	7	1	1	1	0	1	.500	0	1	0	0	0
22 Wingenroth, Brandon	27.00	0-0	2	0	0	0/0	0	1.1	5	4	4	1	1	1	0	1	.556	0	0	0	0	0
Totals	6.45	17-12	29	29	0	0/0	7	249.2	263	201	179	148	195	47	5	34	.270	27	42	1	7	8
Opponents	7.83	12-17	29	29	0	0/0	6	243.2	307	238	212	148	213	62	5	36	.315	29	35	4	23	5

PB - Team (5), Maloney, M. 3, Marr, J.T. 2, Opp (5). Pickoffs - Team (4), Maloney, M. 1, Steele, A. 1, Sanchez, F. 1, Luensmann, T 1, Opp (9). SBA/ATT - Maloney, M. (17-23), Marr, J.T. (12-16), Luensmann, T (3-6), Sanchez, F. (4-6), Butash, M. (2-5), DeMell, B. (4-4), DeGaetano, C (3-3), Steele, A. (3-3), Morash, M. (2-3), Horwat, M. (2-2), Perkowski, W (1-2), Kohls,

CONFERENCE STATS

The Automated ScoreBook
 Conference statistics for Penn State (as of Apr 07, 2024)
 (Conference games only Sorted by Batting avg)

Record: 4-5 Home: 4-2 Away: 0-3 Conference: 4-5

Player	avg	gp-gs	ab	r	h	2b	3b	hr	rbi	tb	slg%	bb	hp	so	gdp	ob%	sf	sh	sb-att	po	a	e	fld%	
28 Marsh, Bobby	.486	9-9	35	10	17	4	1	1	14	26	.743	2	1	7	0	.513	1	0	0-1	12	0	0	1.000	
23 Molinaro, Bryce	.469	9-9	32	9	15	2	1	2	7	25	.781	7	1	7	1	.575	0	0	1-2	6	14	2	.909	
12 Cecere, Adam	.351	9-9	37	6	13	3	0	3	10	25	.676	3	1	10	1	.405	1	0	2-2	26	0	3	.897	
1 Jaconski, Joe	.342	9-9	38	11	13	3	0	1	8	19	.500	4	1	6	0	.409	1	0	1-1	59	4	0	1.000	
40 Marr, J.T.	.324	9-9	37	7	12	3	0	3	11	24	.649	3	0	4	2	.366	1	0	0-0	13	2	0	1.000	
18 Maloney, Matt	.308	8-7	26	5	8	3	0	0	4	11	.423	2	2	5	0	.400	0	0	1-2	41	2	0	1.000	
0 Norris, Grant	.278	9-9	36	6	10	1	0	4	10	23	.639	1	1	7	1	.308	1	0	0-0	12	13	4	.862	
13 Kelley, Tayven	.250	7-5	16	7	4	1	0	0	2	5	.313	5	0	3	1	.429	0	0	0-1	15	0	0	1.000	
2 Hannon, Kyle	.194	9-9	31	8	6	0	1	0	3	8	.258	3	0	5	0	.257	1	0	0-1	28	21	2	.961	

32 Michaels, Kevin	.375	3-3	8	3	3	0	0	1	1	6	.750	1	2	1	0	.545	0	0	1-1	5	6	0	1.000	
3 Gerlott, Billy	.100	5-3	10	1	1	1	0	0	0	2	.200	2	1	4	0	.308	0	0	0-0	9	1	0	1.000	
14 DiMartini, Michael	.000	2-0	2	0	0	0	0	0	0	0	.000	0	0	1	0	.000	0	0	0-0	0	0	0	.000	
7 Pittaro, C.J.	.000	1-0	1	0	0	0	0	0	0	0	.000	0	0	0	0	.000	0	0	0-0	0	0	0	.000	
19 Cease, Derek	.000	3-0	1	1	0	0	0	0	0	0	.000	0	0	1	0	.000	0	0	0-0	0	2	0	1.000	
35 Zorn, Adin	.000	1-0	0	1	0	0	0	0	0	0	.000	0	0	0	0	.000	0	0	0-0	0	0	0	.000	
Totals	.329	9	310	75	102	21	3	15	70	174	.561	33	10	61	6	.404	6	0	6-11	227	71	13	.958	
Opponents	.288	9	313	78	90	18	2	17	68	163	.521	48	17	50	5	.406	4	0	7-8	224	81	9	.971	

LOB - Team (60), Opp (77). DPs turned - Team (5), Opp (8). IBB - Team (0), Opp (1). Picked off - Cecere, A. 1, Molinaro, B. 1, Maloney, M. 1.

(Conference games only Sorted by Earned run avg)

Player	era	w-l	app	gs	cg	sho	sv	ip	h	r	er	bb	so	2b	3b	hr	b/avg	wp	hp	bk	sfa	sha
24 Henline, Jaden	4.50	1-0	3	3	0	0/0	0	16.0	15	10	8	1	6	2	0	6	.238	1	3	0	1	0
33 Luensmann, Travis	4.72	1-0	3	3	0	0/0	0	13.1	12	9	7	11	12	3	1	1	.235	0	2	1	1	0
20 Sanchez, Frankie	5.40	1-0	3	2	0	0/0	0	10.0	13	6	6	2	5	3	0	2	.310	2	2	0	0	0

16 Lordi, James	0.00	0-0	1	0	0	0/0	0	1.0	0	0	0	0	1	0	0	0	.000	0	1	0	0	0
31 DeGaetano, Chic	3.86	1-1	4	0	0	0/0	0	2.1	3	1	1	0	1	1	0	1	.300	1	0	0	0	0
9 Throneberry, Connor	4.50	0-0	2	0	0	0/0	0	2.0	2	5	1	3	0	1	0	0	.250	1	1	0	1	0
26 Morash, Matt	5.06	0-0	2	1	0	0/0	0	5.1	5	3	3	3	7	0	0	3	.238	0	0	0	0	0
27 Horwat, Mason	9.00	0-1	4	0	0	0/0	0	5.0	5	5	5	7	4	0	0	0	.250	4	1	0	0	0
15 Lee, David	10.80	0-0	4	0	0	0/0	0	3.1	3	5	4	3	3	1	1	0	.231	0	1	0	0	0
11 Butash, Mason	14.54	0-1	3	0	0	0/0	0	4.1	9	8	7	3	1	3	0	0	.450	0	2	0	0	0
30 Steele, Anthony	15.75	0-0	5	0	0	0/0	0	4.0	2	7	7	8	2	0	0	0	.154	1	2	0	0	0
10 DeMell, Ben	16.20	0-0	3	0	0	0/0	0	1.2	5	4	3	1	1	1	0	1	.455	3	0	0	0	0
21 Perkowski, Will	16.50	0-2	4	0	0	0/0	0	6.0	11	11	11	5	6	2	0	2	.379	0	2	0	1	0
22 Wingenroth, Brandon	27.00	0-0	2	0	0	0/0	0	1.1	5	4	4	1	1	1	0	1	.556	0	0	0	0	0
Totals	7.97	4-5	9	9	0	0/0	0	75.2	90	78	67	48	50	18	2	17	.288	13	17	1	4	0
Opponents	8.08	5-4	9	9	0	0/0	3	74.2	102	75	67	33	61	21	3	15	.329	11	10	1	6	0

PB - Team (4), Maloney, M. 3, Marr, J.T. 1, Opp (1). Pickoffs - Team (1), Maloney, M. 1, Opp (4). SBA/ATT - Maloney, M. (5-6), Marr, J.T. (2-2), Sanchez, F. (2-2), Morash, M. (2-2), Luensmann, T (1-2), Steele, A. (1-1), Throneberry (1-1).

RADIO/TV ROSTER



0 Grant Norris
IF, Fr.



1 Joe Jaconski
IF, Jr.



2 Kyle Hannon
IF/OF, Sr.



3 Billy Gerlott
OF, R-Jr.



4 Martin Howell
C, Fr.



6 Ty Torti
IF, So.



7 C.J. Pittaro
IF, Sr.



8 Mike Lucarelli
IF, Fr.



9 Connor Throneberry
RHP, R-So.



10 Ben DeMell
RHP, R-So.



11 Mason Butash
RHP, Fr.



12 Adam Cecere
OF, Gr.



13 Tayven Kelley
OF, Sr.+



14 Michael DiMartini
IF, Fr.



15 David Lee
RHP, Sr.



16 James Lordi
LHP, R-Fr.



18 Matt Maloney
C, Jr.



19 Derek Cease
IF, Jr.



20 Frankie Sanchez
RHP, Jr.



21 Will Perkowski
1B/RHP, Fr.



22 Brandon Wingenroth
RHP, R-Fr.



23 Bryce Molinaro
IF, So.



24 Jaden Henline
RHP, Sr.



25 Chase Renner
RHP, Jr.



26 Matt Morash
LHP, Fr.



27 Mason Horwat
RHP, Fr.



28 Bobby Marsh
OF/1B, So.



29 Carson Kohls
RHP, Sr.



30 Anthony Steele
LHP, Jr.



31 Chic DeGaetano
RHP, Gr.



32 Kevin Michaels
IF, Gr.



33 Travis Luensmann
RHP, Sr.



34 CJ Carmichael
IF, R-Fr.



35 Adin Zorn
OF, Fr.



36 Aiden Coleman
RHP, R-Fr.



38 Alex Pak
LHP, Fr.



40 J.T. Marr
C, Gr.



41 Zach Mizrahi
LHP, Jr.



43 Jacob Coffin
LHP, So.



46 Jack Messina
1B/LHP, Fr.

